

T

TENNESSEE
FOOTBALL

6-TIME NATIONAL CHAMPS » 13 SEC CHAMPIONSHIPS » 52 BOWL GAMES » 93 ALL-AMERICANS » 46 NFL 1ST-ROUND PICKS

GAME
8Tennessee
(AP: NR | Coaches: NR)

at

Kentucky

(AP: NR | Coaches: RV)

Oct. 28, 2017 (Lexington, Ky.)

Kroger Field (61,000)

SEC Network | 7:39 P.M.

GAME COVERAGE

TV | SEC Network

PxP: Tom Hart

Analyst: Jordan Rodgers

Sideline: Cole Cubelic

RADIO | Vol Network

PxP: Bob Kesling

Analyst: Tim Priest

Analyst: Brent Hubbs

Sideline: Maddy Glab

SATELLITE RADIO

Sirius: Channel 119

XM: Channel 191



2017 SCHEDULE/RESULTS

GEORGIA TECH
SEPT. 4
ESPN
W, 42-41 (20T)INDIANA STATE
SEPT. 9
SEC NETWORK
W, 42-7@ #24/25 FLORIDA
SEPT. 16
CBS
L, 26-20UMASS
SEPT. 23
SEC NETWORK
W, 17-13#7/8 GEORGIA
SEPT. 30
CBS
L, 41-0SOUTH CAROLINA
OCT. 14
ESPN
L, 15-9@ #1/1 ALABAMA
OCT. 21
CBS
L, 45-7@ KENTUCKY
OCT. 28
SEC NETWORK
7:30 P.M. ETSOUTHERN MISS
NOV. 4
TBA
TBA@ MISSOURI
NOV. 11
TBA
TBALSU
NOV. 18
TBA
TBAVANDERBILT
NOV. 25
TBA
TBA

2017 TENNESSEE FOOTBALL | UTSports.com | @VOL FOOTBALL

THE MATCHUP | #TENNatUK

TENNESSEE
VOLUNTEERS

AT

KENTUCKY
WILDCATS

(3-4 | 0-4 SEC)

(5-2 | 2-2 SEC)



UTSPORTS.COM

COACHING FACTS

Head Coach: Butch Jones (Ferris State, 1990)

Record at Tennessee: 33-25 (.569) / 5th year

Overall Record: 83-52 (.615) / 11th year

2017 QUICK COMPARISON

19.6 (116/14)	Points/Game	(92/11)	24.6
26.9 (69/10)	Points Allowed/Game	(59/8)	24.7
124.6 (107/11)	Rush Yards/Game	(96/10)	135.0
247.0 (122/13)	Rush Yards Allowed/Game	(26/3)	123.6
165.1 (111/14)	Pass Yards/Game	(85/6)	201.7
158.1 (4/2)	Pass Yards Allowed/Game	(113/14)	270.1
289.7 (125/14)	Total Offense/Game	(112/12)	336.7
405.1 (73/10)	Total Defense/Game	(70/9)	393.7
(National Ranking/Conference Ranking)			



UKATHLETICS.COM

COACHING FACTS

Head Coach: Mark Stoops (Iowa, 1989)

Record at Kentucky: 24-32 (.429) / 5th year

Overall Record: 24-32 (.429) / 5th year

ROCKY TOP STORYLINES
VOLS LOOK TO REBOUND AT KENTUCKY

- Tennessee travels to Lexington, Ky., to face Kentucky for the 113th time in the series. The Vols hold a 79-24-9 record, and the 79 wins are the most against any opponent all-time.
- The Vols are 37-14-3 all-time in Lexington and won 52-21 in their last trip to the Bluegrass State in 2015. Evan Berry returned a kick 100 yards for a score. The 52 points are tied for the fifth-most by the Vols under Butch Jones.
- In 2016, the Vols won 49-36 in Knoxville behind 376 team rushing yards, including 94 yards on 16 carries from John Kelly (Josh Dobbs had 147 rush yards, and Alvin Kamara totaled 128). Ethan Wolf and Josh Smith each caught touchdown passes in the game, while Micah Abernathy made 10 tackles, including nine solo stops.
- Tennessee is 31-1 in the last 32 games in the series with the only loss since 1984 coming in Lexington in 2011 (10-7).
- Under Butch Jones, the Vols are 4-0 against the Wildcats and are outscoring UK by +22.7 (44.5 to 21.8).

SMITH, GUARANTANO LEADERS AS FRESHMEN

- Trey Smith has lived up to the hype after coming to Rocky Top as the nation's No. 1-rated recruit in the 2017 class according to ESPN with a freshman All-American-type season this fall.
- Smith has started all seven games this season at right guard and leads the Vols' offensive line with 30 knockdowns. He is the second-highest graded offensive linemen for the Vols behind preseason All-SEC senior Jashon Robertson.
- Redshirt freshman quarterback Jarrett Guarantano will make his third consecutive start against the Wildcats. The Lodi, N.J., native has completed 32 of 58 passes for 231 yards and one touchdown with one interception. Against No. 1 Alabama, Guarantano passed for 44 yards on 9-of-16 passing and rushed for 26 yards, but took four sacks for a loss of 34.

KELLY PROVING TO BE ONE OF NATION'S TOP RBs

- Junior running back John Kelly leads the Vols in rushing (615) and receptions (26). He is one of only **THREE Power 5 running backs to lead his team in both categories**, joining Penn State's Saquon Barkley (649 rush yards, 29 catches) and Northwestern's Justin Jackson (603 rush yards, 26 catches).
- Kelly leads the SEC in total all-purpose yards and yards from scrimmage (870), while ranking second in all-purpose yards per game (124.3). He ranks No. 10 in the Power 5 and No. 19 nationally in yards from scrimmage per game. His 87.9 rush ypg ranks fourth in the SEC. He was added to the Maxwell Award Watch List.

SHAMBURGER SHINES IN LOSS AT NO. 1 ALABAMA

- True freshman cornerback Shawn Shamburger led Tennessee with 12 tackles and his first sack in his first-career start at No. 1 Alabama. Shamburger's tackle output is the most by a true freshman since Brian Randolph had 12 versus Kentucky in 2011.
- The Vols trailed the Crimson Tide by only a touchdown, 7-0, until just under five minutes remained in the first half.

KICKING OFF

.636

Tennessee holds a .636 winning percentage since the start of the 2015 season - a 21-12 mark - that ranks No. 24 among the Power 5.

33

Redshirt senior defensive tackle Kendal Vickers has made 33 consecutive starts - the longest active streak on the team, and the most starts by a current Vol defender. The Havelock, N.C., native has 30 tackles, 4.0 TFLs and 1.5 sacks in 2017.

97

Sophomore Daniel Bituli had a 97-yard pick-six at No. 1 Alabama - the fourth-longest interception return touchdown in Vols history. Bituli also had 23 tackles in the season-opener - the most by a Vol since 1988 and the most by a Power 5 player this season.

47.7

Redshirt senior punter Trevor Daniel ranks fourth in the nation in punting average at 47.7. He leads the SEC in punts inside the 20 (18) and punts of 50 or more yards (21).

158.1

The Vols rank second in the SEC and fourth in the nation in passing defense, allowing just 158.1 passing yards per game to opponents.

9

Tennessee has scored nine kick return or punt return touchdowns since 2015 - tied for the second-most in the nation in that span with San Diego State and Washington, and behind Alabama (10).

26.5

Tennessee ranks second in the SEC and ninth in the nation in kick return average (26.5) - led by freshman Ty Chandler, who is second in the SEC with a 28.2 average.

72

Trevor Daniel's 72-yard punt vs. South Carolina was the longest by a Vol this century and the third-longest by a Power 5 player this season.

93

Redshirt sophomore linebacker Quart'e Sapp is averaging 9.3 tackles per game in his four starts. Sapp entered the starting lineup against UMass and continues to excel, totaling a career-best 11 tackles at No. 1 Alabama.

MEDIA INFORMATION

CREDENTIAL REQUESTS

- To obtain season or single-game credentials, apply online by clicking "football" under "Tennessee" at: <http://www.sportssystem.com/seccredentials>

INTERVIEW REQUESTS

- Following practices open to the media, scheduled interviews will take place either in the practice field's end zone or in the Ray and Lucy Hand Digital Studio. True freshmen are not available for interviews, and student-athletes should not be contacted by the media for interviews by any method outside of scheduled interview times.
- Interview requests for Coach Jones outside of standard interview times should be made through Director of Football Communications Zach Stipe at 865-974-4167 (office), 865-244-6119 (cell) or zstipe@tennessee.edu. Requests for player interviews should be made at least 24 hours in advance of the practice for which you are requesting an interview by contacting Assistant Director for Media Relations Stephen K. Lee (contact information is in box to the right).

WEEKLY MEDIA CONFERENCES

- Coach Butch Jones' weekly press conferences are held at noon ET on Mondays and Wednesdays of game week inside the Ray and Lucy Hand Digital Studio at a time to be determined.
- Coach Jones takes part in his weekly SEC Teleconference each Wednesday at 11:50 a.m. ET from the start of the season through Nov. 22. Media representatives should contact the SEC at (205) 458-3000 for a confidential phone number.

NEYLAND GAME DAY INFORMATION

- Press Will Call is located at the Tennessee Media Relations office beginning two hours before game time. It is located on the ground level of the Anderson Training Center on the corner of Lake Loudoun Blvd. and Chamique Holdscrow Drive.
- Pregame media meal is served on Press Box fifth level and in the Stokely Family Media Center at field level.
- Press box media access is through Gate 15. Field access is through Gates 21A and 25.
- Press parking is in parking garage G-10 at the southwest end of the stadium.

DIRECTIONS TO NEYLAND STADIUM

- From Airport:** Turn toward Knoxville onto Alcoa Hwy. (U.S. Hwy. 129 North). After crossing Tennessee River bridge, exit right and then turn left onto Neyland Drive.
- From I-40 East:** Follow I-40 to James White Parkway. Follow to Neyland Drive. (G-10 Garage can be entered off Neyland Drive.)
- From I-40 West:** Follow I-40 to James White Parkway. Follow to Neyland Drive.
- From I-75 South:** Follow I-75 to I-275. Follow I-275 to I-40. Take I-40 East to James White Parkway and follow to Neyland Drive. (G-10 Garage can be entered off Neyland Drive.)
- At Neyland Drive:** Follow to Thompson-Boling Arena. Turn onto Lake Loudoun Boulevard. Turn right at first light onto Phillip Fulmer Way. G-10 garage is on right after passing arena.

TENNESSEE MEDIA RELATIONS STAFF



ZACH STIPE

Director of Football Communications
Office: 865-974-4167
Cell: 865-244-6119
E-mail: zstipe@tennessee.edu
Twitter: @ZachStipe



STEPHEN K. LEE

Assistant Director of Media Relations
Office: 865-974-7489
Cell: 504-259-0907
E-mail: sklee@tennessee.edu
Twitter: @StephenKLeeUT



SEAN BAROWS

Assistant Director of Media Relations
Office: 865-974-7478
Cell: 561-312-9432
E-mail: sbarows@tennessee.edu
Twitter: @SeanBarows



RACHEL GUNIA

Graduate Asst. - Media Relations
Office: 865-974-9494
Cell: 815-488-8595
E-mail: rgunia@tennessee.edu
Twitter: @rach10014

Asst. Athletic Director for Media Relations: Tom Satkowiak
Associate Director: Eric Trainer
Assistant Directors: Kellen Hiser, Kimberly Hood, Amanda Pruitt, Maurice Williams
Graduate Assistant: Josh Lively
Photographers: Donald Page, Kyle Zedaker

■ **TENNESSEE MEDIA RELATIONS DEPT.**
Anderson Training Center Ground Floor
Phone: (865) 974-1212 • **Fax:** (865) 974-9496
Mailing Address: P.O. Box 15016 Knoxville, TN 37901
Shipping Address: 1551 Lake Loudoun Boulevard, Knoxville, TN 37996

SEC MEDIA SERVICES

MEDIA RELATIONS STAFF: For information on services provided by the SEC, call (205) 458-3000, or write to 2201 Richard Arrington Boulevard North, Birmingham, AL 35203.

MEDIA RELATIONS OFFICE

Herb Vincent
Associate Commissioner/
Communications
Office: (205) 458-3000
E-mail: hvincent@sec.org



Website: secsports.com
Overnight Address:
2201 Richard Arrington Blvd
North, Birmingham, AL 35203

STAFF

Director of MR: Chuck Dunlap (cdunlap@sec.org) - FB
Director of MR: Craig Pinkerton (cpinkerton@sec.org)
Director of MR: Tammy Wilson (twilson@sec.org)
Video Director: B.C. Romano (bcrmano@sec.org)
Assistant MRD: Ben Beaty (bbeaty@sec.org) - FB
Assistant MRD: Jill Skotarczak (jskotarczak@sec.org)
Assistant/Digital Media: Ann Drinkard (adrinkard@sec.org)

TELECONFERENCE: The 14 SEC head football coaches will be featured weekly on a teleconference from 11 a.m.-1:10 p.m., ET, during the 2017 league season. The teleconference will be held each Wednesday beginning Wed., Aug. 30 through Wed., Nov. 22. Media representatives should contact the SEC Media Relations Department (205) 458-3000 for the confidential phone number. Each coach will appear on the teleconference for seven minutes, according to the following schedule:

Order of Appearance (All Times Eastern)

11:00 a.m.	Ed Orgeron, LSU
11:10 a.m.	Kirby Smart, Georgia
11:20 a.m.	Jim McElwain, Florida
11:30 a.m.	Derek Mason, Vanderbilt
11:40 a.m.	Nick Saban, Alabama
11:50 a.m.	Butch Jones, Tennessee
12:00 p.m.	Bret Bielema, Arkansas
12:10 p.m.	Barry Odom, Missouri
12:20 p.m.	Matt Luke, Ole Miss
12:30 p.m.	Kevin Sumlin, Texas A&M
12:40 p.m.	Mark Stoops, Kentucky
12:50 p.m.	Dan Mullen, Mississippi State
1:00 p.m.	Will Muschamp, South Carolina
1:10 p.m.	Gus Malzahn, Auburn

ONLINE

Official Site
utsports.com/football



YouTube
youtube.com/UTSportsTVFootball

SOCIAL



Twitter, Instagram, Snapchat
@Vol_Football



Facebook Page
Facebook.com/VolFootball

TENNESSEE FOOTBALL MEDIA AVAILABILITY FOR THIS WEEK

MONDAY [23]

12 p.m. ET - Butch Jones Press Conference; Select student-athletes (In Studio)

TBD - Coordinators Post Practice (In Studio)

TUESDAY [24]

12:15 p.m. ET - Select student-athletes (In Studio)

4:15 p.m. ET - Practice (TBD periods open)

WEDNESDAY [25]

11:50 a.m. - SEC Teleconference

12 p.m. - Butch Jones Press Conference (In Studio)

THURSDAY [26]

No scheduled media

FRIDAY [27]

No scheduled media

SATURDAY [28]

Tennessee at Kentucky
7:30 p.m. ET
SEC Network

SUNDAY [29]

No scheduled media

collegepressbox.com features media information, news and information links and weekly and archived game notes, rosters, depth charts, statistics and game books, as well as pregame quotes. The service also has special sections devoted to bowls, awards, national signing day and spring football, and the NFL Draft. To access the site, log in with:
username: secmedia | **password:** birmingham

HEAD COACH BUTCH JONES

>> FIFTH SEASON AT TENNESSEE >> 11TH SEASON AS HC



BUTCH JONES enters his fifth season at Tennessee and his 11th season overall as a head coach in 2017 with a résumé that not only places him among the top coaches in the Southeastern Conference, but also the entire country.

Jones' teams have won four conference championships, advanced to eight bowls and finished in the Top 25 five times during his 10 seasons as a head coach at Tennessee, Cincinnati and Central Michigan. Along the way, Jones has coached six All-Americans, 76 all-conference selections and 21 NFL Draft picks, including the NFL's highest-paid wide receiver Antonio Brown, and Tennessee's most recent first-round pick, Derek Barnett, who was selected at No. 14 by the Philadelphia Eagles in 2017. Jones holds an 83-51 record (.619) in 10-plus seasons as a head coach.

Tennessee is one of just three SEC teams to win at least nine games the last two seasons and one of just nine teams in the nation to win bowl games in three consecutive seasons heading into the fall. Momentum continues to build on Rocky Top under Jones as the charismatic leader has pushed the Vols to a 30-21 mark and three straight winning seasons for the first time in 12 years, while instilling a championship culture back to a program that had recorded just one winning season in the previous five years when he took over Tennessee prior to the 2013 campaign.

Faced with a rebuild when he was announced as the new head coach on Dec. 7, 2012, Jones has re-modeled the Vols "brick by brick" into a consistent winner in his own image, as a passionate, competitive and consistent band of brothers, working tirelessly to bring Tennessee back to the top of the SEC.

Jones also has made developing men off the field a top priority at Tennessee and throughout his career. He has coached 203 academic all-conference award winners, including 109 SEC academic honor roll recipients at Tennessee. Under Jones, every academic

record in Tennessee football history has been broken and 84 Vols have earned degrees. In 2016, three Vols collected Academic All-District honors, while every senior on the 2016 team graduated with a degree. Last spring, Joshua Dobbs received the Torchbearer Award for 2016-17 - the highest honor given to a student at the University of Tennessee in recognition of their accomplishments in the community and academics. Additionally, 67 student-athletes earned Vol Scholar designation in 2016-17 for having a 3.0 GPA. UT football has achieved its highest-ever GPA, single-year and multi-year APR, and Graduation Success Rate during Jones' first four years at the helm. Over the last two seasons, 26 Vols have played in bowl games as college graduates.

A two-time BIG EAST Coach of the Year, Jones took over a program that hadn't won a bowl game since 2007. Jones' Vols have won three consecutive bowl games for the first time in over 20 years (1994-95-96) and have brought back-to-back nine-win seasons to Rocky Top for the first time in nearly a decade. Entering the 2017 season, the Vols own a 15-4 mark in their last 19 games, which is the second-best mark in the SEC.

Jones joined UT from the University of Cincinnati, where he finished with a 23-14 record (.657) in three seasons with the Bearcats. Jones was also the head coach for three years at Central Michigan (27-13, .675, from 2007-09). He has won at least eight games in seven of his 10 years as a head coach, including five seasons of nine-plus wins (2009, 2011, 2012, 2015, 2016). Jones has won 10 or more games twice, finishing 11-2 at CMU in 2009 and posting a 10-3 record with Cincinnati in 2011. He has led teams to four conference championships in his 10 seasons as a head coach, including the Big East title in 2011 and 2012 with Cincinnati and the 2007 and 2009 Mid-American Conference titles at Central Michigan.

JONES BY THE NUMBERS

- 83** Has a career record of 83-52 (.615) as a head coach
- 33** Has a record of 33-25 (.569) in 4+ seasons at Tennessee.
- 4** Has won four conference championships (07, 09, 11, 12)
- 5** Has won at least nine games five times in 10 seasons as a head coach.
- 32.0** The Vols have averaged 32.0 ppg since 2015 - third-most in SEC in that span
- 21** Butch Jones has mentored 21 NFL Draft Picks as a head coach.
- 84** Vols have captured degrees since Jones became head coach in 2013

JONES VS. KENTUCKY

- Tennessee is 4-0 against Kentucky under head coach Butch Jones, winning by an average margin of +22.7 (44.5 to 21.8).
- The Vols have scored 50 points seven times under Jones, including twice against Kentucky (52-21 in Lexington, 2015; 50-16 in Knoxville, 2014).

MOST DRAFT PICKS IN FIRST 4 ROUNDS IN 15 YEARS

- Jones attended the 2017 NFL Draft and watched Derek Barnett's selection by the Philadelphia Eagles with the No. 14 pick in the first round. Overall, six Vols were selected in the draft's first four rounds - the most UT draftees in the first four rounds in 15 years (since six went in rounds 1-4 in 2002).

SPECIAL TEAMS STANDARD

- Jones' coached teams make special teams a priority. Tennessee has finished in the Top 20 in kickoff returns and punt returns in 2015 and 2016, including No. 1 in kickoff returns (33.4 avg, 3 TDs) and No. 4 in punt returns (17.2 avg, 3 TDs) in 2015. The Vols ranked No. 11 in kickoff returns (24.9, 1 TD) and No. 18 in punt returns (11.1, 1 TD) in 2016.

COACHING CAREER

Year	School	Position
1987-89	Tampa Bay (NFL)	Intern
1990-92	Rutgers	Graduate Assistant
1993-94	Wilkes Univ.	Offensive Coordinator
1995	Ferris State	Running Backs
1996-97	Ferris State	Offensive Coordinator
1998	Central Michigan	Tight Ends
1999	Central Michigan	Wide Receivers
2000	Central Michigan	Running Backs
2001-03	Central Michigan	Offensive Coordinator
2004	Central Michigan	Running Backs
2005-06	West Virginia	Wide Receivers
2007-09	Central Michigan	Head Coach
2010-12	Cincinnati	Head Coach
2013-	Tennessee	Head Coach

HEAD COACHING RECORD

Year	Team	Record	Final Rank AP/Coaches	Conference
2007	Central Michigan	8-6	-/-	6-1 (1st)
2008	Central Michigan	8-5	-/-	6-2 (t-2nd)
2009	Central Michigan	11-2	23/24	8-0 (1st)
2010	Cincinnati	4-8	-/-	2-5 (7th)
2011	Cincinnati	10-3	25/21	5-2 (t-1st)
2012	Cincinnati	9-3	RV/22	5-2 (t-1st)
2013	Tennessee	5-7	-/-	2-6 (6th)
2014	Tennessee	7-6	-/-	3-5 (4th)
2015	Tennessee	9-4	22/23	5-3 (2nd)
2016	Tennessee	9-4	22/24	4-4 (2nd)
2017	Tennessee	3-4	N/A	0-4
TOTALS	11th season	83-52		46-34

8 bowl teams, 4 Conf. Championships

JONES LEADS 2013 POWER 5 COACHING HIRES

Butch Jones was among 13 coaches hired by Power 5 programs in 2013 when Tennessee tabbed him to rebuild the Vols. Jones' résumé leads the pack of hires from that year. Only eight coaches remain in same job over four years later.

- Jones leads all of the 13 coaches with **THREE BOWL WINS** over the last four years
- Jones is the only coach of the eight still at their schools to win 9 or more games at least twice (Gary Anderson won 9+ games twice at Wisconsin, while Mark Helfrich won 9+ three times at Oregon).
- Jones is the only coach among the 13 to improve or maintain the previous years' win total each season.

COACH	SCHOOL	13	14	15	16	17	TOTAL*	BOWLS
Gus Malzahn	Auburn	12-2	8-5	7-6	8-5	6-2	41-20	1-3
Butch Jones	Tennessee	5-7	7-6	9-4	9-4	3-4	33-25	3-0
Dave Doeren	NC State	3-9	8-5	7-6	7-6	6-1	31-27	2-1
Kliff Kingsbury	Texas Tech	8-5	4-8	7-6	5-7	4-3	28-29	1-1
Bret Bielama	Arkansas	3-9	7-6	8-5	7-6	2-5	27-31	2-1
Steve Addazio	Boston College	7-6	7-6	3-9	7-6	4-4	28-31	1-2
Mark Stoops	Kentucky	2-10	5-7	5-7	7-6	5-2	24-32	0-1
Mike MacIntyre	Colorado	4-8	2-10	4-9	10-4	4-4	24-35	0-1

*Totals through 2016

Mark Helfrich (37-16; Oregon), Gary Anderson (19-7; Wisconsin), Sonny Dykes (19-30; Cal); Darrell Hazell (9-33; Purdue), and Scott Shafer (14-23; Syracuse) are no longer with teams that hired them in 2013.

COACH JONES: BY THE NUMBERS

	'14	'15	'16	'17	UT	Career
Overall	7-6	9-4	9-4	3-4	33-25	83-52
Home	4-3	5-2	6-1	2-2	21-11	47-20
Road	2-3	2-2	1-3	0-2	6-14	27-30
Neutral Site	1-0	2-0	2-0	1-0	6-0	9-2
August	1-0	--	--	--	2-0	3-0
September	1-2	2-2	4-0	3-2	12-8	26-18
October	1-3	2-2	1-3	0-2	5-12	22-18
November	3-1	4-0	3-1	--	11-5	24-13
December/January	1-0	1-0	1-0	--	3-0	8-3
In Bowl Games	1-0	1-0	1-0	--	3-0	4-2
vs. Above .500 (time of game)	2-6	3-3	5-2	0-3	13-21	27-43
vs. Below or At .500 (time of game)	5-0	6-1	4-2	3-1	19-4	53-8

Conference Record...	'14	'15	'16	'17	UT	Career
Overall	3-5	5-3	4-4	0-4	14-22	46-34
at home	1-3	3-1	3-1	0-2	8-10	23-16
on the road	2-2	2-2	1-3	0-2	6-12	23-17

Non-Conference Record...	'14	'15	'16	'17	UT	Career
Overall	4-1	4-1	5-0	3-0	19-2	37-18
at home	3-0	2-1	3-0	2-0	13-1	24-3
on the road	0-1	--	--	--	0-2	3-13
neutral site	1-0	2-0	2-0	1-0	6-0	10-2

vs. Ranked Opponents...	'14	'15	'16	'17	UT	Career
Overall	0-5	2-2	3-2	0-3	6-18	7-22
vs. Top 5	0-3	--	0-1	0-1	0-7	0-8
at home	0-2	1-1	1-1	0-1	3-7	3-9
on the road	0-3	0-1	1-1	0-2	1-11	1-13
neutral site	0-0	1-0	1-0	--	2-0	3-0

Record in Games...	'14	'15	'16	'17	UT	Career
decided by 14 points or more	4-3	5-0	4-1	1-2	16-11	41-23
decided by 7 pts or less	2-2	2-4	2-1	2-2	9-11	22-22
decided by 4 pts or less	1-2	1-2	1-1	2-0	6-7	17-14
away during the day	1-1	0-2	1-1	0-2	2-9	18-19
away at night	1-2	1-0	0-2	--	3-5	8-11
home during the day	3-1	4-0	4-1	2-2	17-6	32-12
home at night	1-2	1-2	1-0	--	4-5	15-8
neutral site during the day	1-0	2-0	1-0	--	4-0	6-0
neutral site at night	0-0	--	1-0	1-0	3-0	3-2

Record When Scoring...	'14	'15	'16	'17	UT	Career
less than 14 points	0-3	--	0-1	0-3	0-10	0-18
less than 21 points	0-4	1-2	1-1	1-4	3-14	5-29
21+ points	7-2	8-2	8-2	1-0	29-8	77-21
30+ points	6-1	6-0	7-2	1-0	23-4	60-9
35+ Points	5-0	6-0	5-1	2-0	21-1	48-4
Defensive Touchdown	1-0	1-0	2-0	0-1	5-3	12-3
Special Teams Touchdown	1-0	3-1	1-1	1-0	7-2	11-3

Record When Allowing...	'14	'15	'16	'17	UT	Career
less than 14 points	2-1	4-0	2-0	2-0	11-1	29-2
less than 21 points	5-1	4-1	4-0	2-1	18-4	43-7
21+ points	2-5	5-3	5-2	1-3	15-20	40-44
30+ points	1-4	2-1	3-3	1-2	7-16	17-35
35+ Points	1-1	--	2-3	1-2	4-9	6-21
Defensive Touchdown	0-2	2-0	0-1	0-1	2-5	5-10
Special Teams Touchdown	0-0	1-0	0-1	--	1-2	1-4

Record When...	'14	'15	'16	'17	UT	Career
leading after the 1st quarter	6-2	7-2	4-1	1-1	23-7	57-11
trailing after the 1st quarter	0-3	1-0	4-2	1-3	6-13	17-29
tied after the 1st quarter	1-1	1-2	0-1	1-0	3-5	8-12
leading at halftime	7-1	8-2	6-1	2-1	28-5	68-7
trailing at halftime	0-4	1-0	3-3	1-3	4-16	14-37
tied at halftime	0-1	0-2	--	--	0-4	2-8
halftime lead/deficit within 4 pts.	1-3	0-2	2-0	0-2	3-8	22-17
leading after the 3rd quarter	6-1	8-2	6-1	2-0	26-5	68-7
trailing after the 3rd quarter	1-5	0-2	3-3	1-3	6-18	12-41
tied after the 3rd quarter	0-0	1-0	--	0-1	1-2	4-4
3rd Qtr. lead/deficit within 4 pts.	0-2	1-2	3-2	1-2	6-9	16-13
tied after the 4th quarter/OT	1-0	1-1	1-1	1-0	3-3	4-4
Turnover Margin Even	2-3	1-2	1-0	0-2	5-7	17-13
Turnover Margin +1 or better	5-0	5-1	4-1	0-1	17-5	43-9
Turnover Margin +2 or better	3-0	3-0	2-0	1-0	11-0	24-3
Turnover Margin +3 or better	1-0	2-0	2-0	--	6-0	13-1
Turnover Margin +4 or better	0-0	1-0	2-0	--	4-0	10-0
Turnover Margin -1 or worse	0-3	3-1	4-3	1-0	9-12	21-29
Turnover Margin -2 or worse	0-2	1-0	0-2	1-0	2-5	5-14
Turnover Margin -3 or worse	0-1	--	0-2	--	0-5	2-9
Turnover Margin -4 or worse	0-1	--	0-1	0-1	0-4	1-5

Record With...	'14	'15	'16	'17	UT	Career
less than 300 yards total off.	1-3	0-1	0-2	0-3	1-12	2-20
300+ yards total offense	6-3	8-3	9-9	3-1	31-13	79-32
400+ yards total offense	4-1	8-1	6-2	0-1	21-6	53-16
500+ yards total offense	2-0	3-0	2-2	--	7-2	21-4
600+ yards total offense	1-0	1-0	1-1	--	3-1	6-1
less than 100 yards rushing	0-3	--	0-1	0-2	0-8	5-19
100+ yards rushing	7-3	9-4	9-3	3-2	33-17	79-32
150+ yards rushing	5-1	9-1	7-2	1-1	26-9	63-16
200+ yards rushing	3-0	8-1	5-1	--	20-3	43-5
250+ yards rushing	2-0	2-1	2-1	--	9-2	22-3
less than 200 yards passing	2-1	4-3	2-2	1-3	13-14	26-19
200-300 yards passing	4-5	5-1	6-0	2-1	18-9	41-22
less than 300 yards passing	6-6	7-3	3-1	3-4	24-21	58-42
300+ yards passing	1-0	1-0	1-2	--	3-2	18-9
350+ yards passing	0-0	--	0-1	--	0-1	10-4
400+ yards passing	0-0	--	0-1	--	0-1	1-2
450+ yards passing	0-0	--	--	--	0-0	1-1

Record When Allowing...	'14	'15	'16	'17	UT	Career
less than 200 total yards	0-0	1-0	--	--	1-0	3-0
less than 300 total yards	4-1	4-0	2-0	2-0	13-2	28-4
less than 400 total yards	5-2	6-3	5-1	2-3	23-11	60-18
400 yards+ total offense	2-4	3-1	4-3	1-1	10-14	23-34
less than 100 yards rushing	1-0	2-0	3-0	--	7-1	27-7
100+ yards rushing	6-6	7-4	6-4	3-4	26-24	56-45
less than 200 yards passing	6-2	5-1	3-1	3-2	18-11	30-19
less than 250 yards passing	6-4	6-3	6-2	3-3	25-16	53-27
less than 300 yards passing	6-5	7-4	6-2	3-3	27-20	63-37
300+ yards passing	1-1	1-0	1-1	0-1	3-4	17-14

2017 COACHING STAFF

(PB) - Press Box (S) - Sideline


BOB SHOOP
 Defensive Coord. (PB)

LARRY SCOTT
 Offensive Coord./
 Tight Ends (PB)

BRADY HOKE
 Assoc. Head Coach/
 Defensive Line (S)

ROBERT GILLESPIE
 Asst. Head Coach/RBs/
 Recruiting Coord. (S)

CHARLTON WARREN
 DBs/Special Teams
 Coord. (S)

TOMMY THIGPEN
 Linebackers/Def. Run
 Game Coord. (S)

MIKE CANALES
 Quarterbacks (S)

KEVIN BEARD
 Wide Receivers (S)

WALT WELLS
 Offensive Line (S)

ROCK GULLICKSON
 Director of Strength
 & Conditioning (S)


COACHING NOTES

TENNESSEE TURNAROUND

- Tennessee has won 33 games over the last four + seasons under Jones and produced a winning record in three straight seasons. In the previous eight seasons before Jones arrived, the Vols had only produced three winning seasons.

WINS WHEN ...

- Teams coached by Jones are 68-7 when leading at halftime, 58-11 when leading after the first quarter, and 68-7 when leading after the third quarter.

SPECIAL TEAMS STANDARD

- The Vols have scored 11 touchdowns on kick returns or punt returns since Butch Jones took the helm in 2013.
- With nine special teams touchdowns since 2015, Tennessee is tied for second with Washington and San Diego State and trails only Alabama (10) among FBS schools.

► NOTING THE WILDCATS



KENTUCKY STAT LEADERS

RUSHING	G	Att.	Yds.	Avg.	TD	Yds/G
Benny Snell, Jr.	7	133	541	4.1	6	77.2
Sihiem King	7	42	203	4.8	0	29.0

PASSING	G	Cmp-Att.	Pct.	Yds.	TD/INT
Stephen Johnson	7	112-183	61.2	1355	9/4

RECEIVING	G	No.	Yds.	Avg.	TD	Yds./G
Garrett Johnson	7	32	369	11.5	2	52.7
C.J. Conrad	7	9	195	21.6	3	27.8
Blake Bone	7	10	163	16.3	2	23.2

DEFENSE	G	Solo	Asst	Total	TFL	INT
Mike Edwards	7	25	29	54	1.0	3
Courtney Love	7	18	33	51	2.0	0
Darius West	7	31	18	49	2.0	1

2017 SCHEDULE

Date	Opponent	Time/Result
Sept. 2	at Southern Miss	W, 24-17
Sept. 9	Eastern Kentucky	W, 27-16
Sept. 16	at South Carolina*	W, 23-13
Sept. 23	Florida*	L, 27-28
Sept. 30	Eastern Michigan	W, 24-20
Oct. 7	Missouri*	W, 40-34
Oct. 21	at Mississippi State*	L, 7-45
Oct. 28	Tennessee* (SECN)	7:30 p.m.
Nov. 4	Ole Miss*	TBA
Nov. 11	at Vanderbilt*	TBA
Nov. 18	at Georgia*	TBA
Nov. 25	Louisville	TBA

* Southeastern Conference game

► TENNESSEE-KENTUCKY SERIES HISTORY

KENTUCKY

(79-24-9)
at Knoxville: 42-10-6
at Lexington: 37-14-3
Biggest Win: 52 points (52-0, 1994 in Knoxville)
Biggest Loss: 56 points (56-0, 1893 in Knoxville)
Longest Winning Streak: 26 games (1985-2010)
Longest Losing Streak: 4 games (1909-12)
Current Streak: Tennessee 5 games

AS KENTUCKY A&M

1893	Knoxville	L	0-56
1899	Knoxville	W	12-0
1901	Knoxville	W	5-0
1906	Lexington	L	0-21
1907	Knoxville	T	0-0

AS KENTUCKY STATE

1908	Knoxville	W	7-0
1909	Lexington	L	0-17
1910	Knoxville	L	0-10
1911	Lexington	L	0-12
1912	Knoxville	L	6-13
1913	Lexington	W	13-7
1914	Knoxville	W	23-6
1915	Lexington	L	0-6
1916	Knoxville	T	0-0

AS KENTUCKY

1919	Lexington	L	0-13
1920	Knoxville	W	14-7
1921	Lexington	T	0-0
1922	Knoxville	W	14-7
1923	Lexington	W	18-0
1924	Knoxville	L	6-27
1925	Lexington	L	20-23
1926	Knoxville	W	6-0
1927	Lexington	W	20-0
1928	Knoxville	T	0-0
1929	Lexington	T	6-6
1930	Knoxville	W	8-0
1931	Lexington	T	6-6
1932	Knoxville	W	26-0
1933	Lexington	W	27-0
1934	Knoxville	W	19-0
1935	Lexington	L	0-27
1936	Knoxville	W	7-6
1937	Lexington	W	13-0
1938	Knoxville	W	46-0
1939	Lexington	W	19-0
1940	Knoxville	W	33-0
1941	Lexington	W	20-7
1942	Knoxville	W	26-0
1944	Knoxville	W	26-13
1944	Lexington	W	21-7
1945	Lexington	W	14-0
1946	Knoxville	W	7-0
1947	Lexington	W	13-6
1948	Knoxville	T	0-0
1949	Lexington	W	6-0
1950	Knoxville	W	7-0
1951	Lexington	W	28-0
1952	Knoxville	T	14-14

1953	Lexington	L	21-27
1954	Knoxville	L	13-14
1955	Lexington	L	0-23
1956	Knoxville	W	20-7
1957	Lexington	L	6-20
1958	Knoxville	L	2-6
1959	Lexington	L	0-20
1960	Knoxville	T	10-10
1961	Lexington	W	26-16
1962	Knoxville	L	10-12
1963	Lexington	W	19-0
1964	Knoxville	L	7-12
1965	Lexington	W	19-3
1966	Knoxville	W	28-19
1967	Lexington	W	17-7
1968	Knoxville	W	24-7
1969	Lexington	W	31-26
1970	Knoxville	W	45-0
1971	Lexington	W	21-7
1972	Knoxville	W	17-7
1973	Lexington	W	16-14
1974	Knoxville	W	24-7
1975	Lexington	W	17-13
1976	Knoxville	L	0-7
1977	Lexington	L	17-21
1978	Knoxville	W	29-14
1979	Lexington	W	20-17
1980	Knoxville	W	45-14
1981	Lexington	L	10-21
1982	Knoxville	W	28-7
1983	Lexington	W	10-0
1984	Knoxville	L	12-17
1985	Lexington	W	42-0
1986	Knoxville	W	28-9
1987	Lexington	W	24-22
1988	Knoxville	W	28-24
1989	Lexington	W	31-10
1990	Knoxville	W	42-28
1991	Lexington	W	16-7
1992	Knoxville	W	34-13
1993	Lexington	W	48-0
1994	Knoxville	W	52-0
1995	Lexington	W	34-31
1996	Knoxville	W	56-10
1997	Lexington	W	59-31
1998	Knoxville	W	59-21
1999	Lexington	W	56-21
2000	Knoxville	W	59-20
2001	Lexington	W	38-35
2002	Knoxville	W	24-0
2003	Lexington	W	20-7
2004	Knoxville	W	37-31
2005	Lexington	W	27-8
2006	Knoxville	W	17-12
2007	Lexington (40T)	W	52-50
2008	Knoxville	W	28-10
2009	Lexington (OT)	W	30-24
2010	Knoxville	W	24-14
2011	Lexington	L	7-10
2012	Knoxville	W	37-17
2013	Lexington	W	27-14
2014	Knoxville	W	50-16
2015	Lexington	W	52-21
2016	Knoxville	W	49-36

► SERIES NOTES

- The Vols lead the all-time series 79-24-9 and hold a 41-10-6 advantage in games played in Knoxville.
- Tennessee's 79 wins against Kentucky are its most against any school.
- The Vols are 31-1 in the last 32 meetings against Kentucky.
- The game will be the 113th meeting between UT and UK, the most of any UT series.
- The Vols have five consecutive double-digit wins in the series following a stretch in which six of nine games from 2003-2013 were decided by 10 points or fewer.
- Tennessee's quarterback coach, Mike Canales, coached alongside current Kentucky head coach Mark Stoops at Arizona from 2004-2006. Canales served as Arizona's offensive coordinator/quarterbacks coach, while Stoops was the Wildcats' defensive coordinator/secondary coach.
- Eddie Gran, Kentucky's Head Coach of the Offense/Offensive Coordinator/Running Backs Coach, served as the Special Teams coach and the running backs coach for Tennessee in 2009.
- Kentucky Co-Offensive Coordinator/Quarterbacks coach Darin Hinshaw served as the Vols' quarterbacks coach in 2010-11 and the wide receivers coach in 2012.

► INSIDE THE SERIES

Overtime Games: 2 (Tennessee 52, Kentucky 50 4 OT in 2007; Tennessee 30, Kentucky 24 in 2009)

Largest Margin Overcome To Win: -21 (Tennessee trailed 21-0 in 2nd quarter and won 38-35 in 2001)

RUSHING

Rushing Yards: 186, Charlie Garner, 1993
100-Yard Rushing Games: 28, last Josh Dobbs, 147 yards, & Alvin Kamara, 128 yards, in 2016
Attempts: 39, Montario Hardesty, 2009
Longest Rush: 80, Travis Stephens, 2000 & Stanley Morgan, 1975
TD Rushes: 3, five times, last Rajion Neal, 2013

PASSING

Pass Yards: 523, Peyton Manning, 1997
300-Yard Pass Games: 7, last Tyler Bray, 354 in 2010
Longest Pass: 80, Peyton Manning to Peerless Price, 1996
TD Passes: 7, Erik Ainge, 2007
Passing Comps: 28, Erik Ainge, 2007
Passing Attempts: 45, Erik Ainge, 2007

RECEIVING

Rec. Yards: 225, Johnny Mills, 1966
100-Yard Rec. Games: 17, last Josh Malone 103 in 2015
Catches: 11 Thomas Woods, 1988 & Gary Kreis, 1969
TD Catches: 3, Carl Pickens, 1990; Marcus Nash, 1997; Donte Stallworth, 2001

STATS COMPARISON

Category	Tennessee	Kentucky
Record	3-4	5-2
Conference	0-4	2-2
Scoring Offense	19.5	24.5
Total Offense	289.7	336.7
Rushing Offense	124.6	135.0
Passing Offense	165.1	201.7
Scoring Defense	26.8	24.7
Total Defense	405.1	393.7
Rushing Defense	247.0	123.6
Passing Defense	158.1	270.1
KO Ret. Avg.	26.5	23.4
Punt Ret. Avg.	13.2	20.8
Net Punting	41.0	40.7
Time of Possession	26:46	31:14
3rd Down Conversions	31%	40%
Opp. 3rd Down Conv.	44%	39%
Fumbles Recovered	5	7
Passes Intercepted	3	6
Fumbles Lost	4	3
Interceptions Thrown	7	4
Turnover Margin	-3	+6
Turnovers Gained	8	13
Turnovers Lost	11	7
Passing Efficiency	109.2	133.6
Pass Efficiency Defense	130.1	133.2
Penalties	41	40
Yards Penalized	325	300
Opp. Penalties	45	51
Opp. Yards Penalized	343	436
Sacks	15	12
Tackles For Loss	39	30
First Downs	113	127
First Downs Rushing	46	44
First Downs Passing	52	68
Red Zone Offense	70%	90%
Red Zone Defense	92%	85%

► TENNESSEE-KENTUCKY TEAMMATES

School (Hometown)	Tennessee	Kentucky
Buckhorn (New Market, Ala.)	Will Ignont	Ja'Quize Cross
Colerain (Cincinnati, Ohio)	Nathan Niehaus	Zach Johnson
Colquitt County (Moultrie, Ga.)	Ja'Quain Blakely	Sihiem King
Montgomery Bell (Nashville, Tenn.)	Shawn Shamburger	Harold Turks
Peachtree Ridge (Duluth, Ga.)	Ty Chandler	Jashon Robertson
	Baylen Buchanan	Blake Best
	Nigel Warrior	

► INSIDE THE SERIES (CONTINUED)

DEFENSE

Tackles: 24, Andy Spiva, 1976
Sacks: 4.5, Corey Miller, 2013
Interceptions: 3, J.W. Sherrill, 1949

SPECIAL TEAMS

Kicking Points: 17, Alan Duncan, 1978
Field Goals: 5, Alan Duncan, 1978 & Fuad Reveiz, 1982
Punts: 14, Craig Colquitt, 1976

2016 TENNESSEE-KENTUCKY RECAP

KENTUCKY	10	3	3	20	-	36
TENNESSEE	14	7	14	14	-	49

Nov. 12 | Neyland Stadium | Knoxville, Tenn. | 12:01 p.m. | Attendance: 101,075



THE BREAKDOWN

	UK	UT
FIRST DOWNS	29	29
Rushing	16	17
Passing	10	10
Penalty	3	2
NET YARDS RUSHING	443	376
Rushing Attempts	55	41
Average Per Rush	8.1	9.2
Rushing Touchdowns	4	4
Yards Gained Rushing	485	416
Yards Lost Rushing	42	40
NET YARDS PASSING	192	223
Completions-Attempts-Int	12-29-1	11-18-1
Average Per Attempt	6.6	12.4
Average Per Completion	16.0	20.3
Passing Touchdowns	0	3
TOTAL OFFENSE YARDS	635	599
Total offense plays	84	59
Average Gain Per Play	7.6	10.2
Fumbles: Number-Lost	2-1	2-2
Penalties: Number-Yards	6-59	9-64
PUNTS-YARDS	6-246	4-195
Average Yards Per Punt	41.0	48.8
Net Yards Per Punt	33.0	49.5
Inside 20	1	2
50+ Yards	0	2
Touchbacks	2	0
Fair catch	2	2
KICKOFFS-YARDS	7-372	8-511
Average Yards Per Kickoff	53.1	63.9
Net Yards Per Kickoff	37.6	42.5
Touchbacks	1	4
Punt returns: Number-Yards-TD	2--3-0	1-8-0
Average Per Return	-1.5	8.0
Kickoff returns: Number-Yds-TD	4-71-0	6-84-0
Average Per Return	17.8	14.0
Interceptions: Number-Yds-TD	1-0-0	1-0-0
Fumble Returns: Number-Yds-TD	0-0-0	0-0-0
Miscellaneous Yards	0	0
Possession Time	35:21	24:39
1st Quarter	7:41	7:19
2nd Quarter	9:14	5:46
3rd Quarter	10:40	4:20
4th Quarter	7:46	7:14
Third-Down Conversions	6 of 17	1 of 5
Fourth-Down Conversions	0 of 0	0 of 0
Red-Zone Scores-Chances	5-6	3-3
Touchdowns	2-6	3-3
Field goals	3-6	0-3
Sacks By: Number-Yards	2-34	4-30
PAT Kicks	3-3	7-7
Field Goals	3-3	0-0

NOTES

GAME NOTES

The 7-3 start is the best start for the program through its first 10 games since 2007.

As a team, the Vols put together a season-high 376 rushing yards, surpassing their previous high of 282 yards rushing against Texas A&M.

With 370 total yards (147 rushing, 223 passing), Dobbs became only the fourth player in school history with at least 8,000 yards of total offense in his career. The feat also now puts him in the company of Peyton Manning, Erik Ainge and Casey Clausen as the only QBs in UT history with at least 2,500 yards of total offense in two different seasons.

UT furthered its streak to 25 consecutive games with a rushing TD, dating to 2014. The streak now stands as a school record for most consecutive games with a rushing score, surpassing a previous high streak of 24 games from the 1937-39 seasons.

In the fourth quarter, Derek Barnett recorded season sack No. 10 against UK's Stephen Johnson, as well as the 30th sack of his career. By doing so, Barnett now needs just 2.0 sacks to tie Tennessee career sacks leader Reggie White (32). He now has at least 10 sacks in each of his three seasons for UT, while 27 of his 30 career sacks have come in SEC play.

Defensive back Micah Abernathy led the Vols' defense today with 10 total tackles, including nine solo tackles.

VOLS RUSH PAST KENTUCKY FOR 49-36 WIN

KNOXVILLE, Tenn. -- Tennessee ran for a season-high 376 yards and had a trio of players rush for 94 or more yards in a 49-36 victory over Kentucky on Saturday afternoon in front of a crowd of 101,075 at Neyland Stadium.

Senior quarterback Joshua Dobbs put forth another stellar performance against the Wildcats (5-5, 4-4 SEC), accounting for 370 yards and five total touchdowns (three passing, two rushing) on the afternoon. Dobbs has now totaled 1,242 yards and 16 total touchdowns in his career against Kentucky. He finished with a season-high 147 yards rushing to go along with 223 yards through the air.

After a three and out by the Vols on their opening drive, the Wildcats needed just two plays to reach the end zone on their first possession. Quarterback Stephen Johnson sprinted 75 yards on UK's first play from scrimmage and Stanley "Boom" Williams finished the drive with a 10-yard touchdown run on the next play to give the Cats an early 7-0 lead.

The lead didn't last long, however, as Dobbs marched the Vols 83 yards down the field on their next possession, capping the drive with a 24-yard touchdown pass to a wide-open Josh Smith in the corner of the end zone. Dobbs had a 41-yard run earlier in the drive to get UT into scoring position.

A 37-yard field goal by Austin MacGinnis followed a nine-play drive that put UK up 10-7 late in the first quarter. The Wildcats converted a third-and-long from their own 40-yard line to keep the drive alive before Benny Snell found room down the left sideline for 27-yard rush to the Tennessee 16-yard line.

Dobbs continued to do damage with his legs as the Vols answered again on the following drive to take a 14-10 advantage. The senior evaded a couple of defenders before darting down the right sideline for a 35-yard gain to the 1-yard line. He punched it in two plays later to surpass Jimmy Streater for the most career rushing touchdowns by a quarterback in program history with the 26th of his career.

After another lengthy drive, Kentucky was forced to settle for a field goal early in the second quarter. The UT defense stiffened with a huge stop on third-and-goal from its own 1-yard line as Corey Vereen stuffed Snell for a 1-yard loss. After a delay of game penalty, MacGinnis split the uprights from 25 yards out to cut the deficit to one.

Tennessee responded by going right down the field again on its next possession, this time primarily through the air, for its second straight touchdown drive. Dobbs found Josh Malone for an 18-yard gain on third-and-6 and completed a screen pass to Tyler Byrd that he took 44 yards down the sideline to the UK 13-yard line. A couple plays later, Dobbs hit Ethan Wolf over the middle for a 10-yard touchdown pass to extend the Vols' lead to eight midway through the second quarter.

The Wildcats scored on their first drive of the second half on MacGinnis' third field goal of the afternoon, this one from 33 yards out. Williams broke off a 39-yard run on the first play of the half to move Kentucky in Tennessee territory before the drive stalled out in the red zone.

UT need just five plays to go 92 yards on its opening drive of the second half. The Vols dove into their bag of trick plays as Malone hauled in a 51-yard touchdown pass from Dobbs on a flea-flicker to make it 28-16.

The UT defense forced its second turnover of the game as UK was threatening score late in the third quarter. Cornerback Stephen Griffin knocked the ball loose from Snell at the Tennessee 4-yard line and LaTroy Lewis recovered the fumble to give the ball back to the Volunteers' red-hot offense.

The offense didn't take long to convert the turnover into points, going 96 yards in only six plays to increase the lead to 19 with just over three minutes to go in the quarter. Kamara finished the drive with a weaving 17-yard touchdown run to make it 35-16.

A long touchdown run by Jojo Kemp gave the Wildcats some life early in the fourth quarter. The senior running back took a handoff 71 yards to the house to cut the Tennessee lead to 13 with over 12 minutes to play. UK's 2-point conversion attempt to make it an 11-point game failed.

Dobbs answered Kemp with a long touchdown run of his own to pump the lead back up to 20 points. Dobbs took a QB keeper off right tackle and outraced the Kentucky defenders to the checkerboards for his fifth total touchdown and second rushing score of the afternoon. The 45-yard scamper gave Dobbs a season-high in rushing yards and marked his fifth-career 100-yard rushing game. He finished with 147 yards rushing for the game.

Kamara's second touchdown run of the afternoon with 7:12 to go all but put the game away. The redshirt junior broke a couple of tackles on his 29-yard run to the end zone to make it 49-22 Vols. The Wildcats added a pair of late scores on touchdown runs by Siliem King and Johnson to account for the final score.

Micah Abernathy led the defense with 10 total tackles while Vereen finished with three tackles for loss, including two of Tennessee's four sacks. Derek Barnett also added to his SEC-leading sack total with his 10th of the year. He is now just two sacks shy of tying Reggie White's program record of 32.0.

SCORING SUMMARY

Team	Qtr	Time	Scoring Play	Conversion	Plays	TOP	Score
UK	1st	13:09	Williams 10 yd run	MacGinnis kick	2-85	0:43	7-0
UT	1st	10:54	Smith 24 yd pass from Dobbs	Medley kick	6-83	2:09	7-7
UK	1st	3:31	MacGinnis 37 yd field goal		9-42	3:22	10-7
UT	1st	1:30	Dobbs 1 yd run	Medley kick	6-75	2:01	10-14
UK	2nd	9:27	MacGinnis 25 yd field goal		13-72	6:59	13-14
UT	2nd	6:27	Wolf 10 yd pass from Dobbs	Medley kick	7-79	2:53	13-21
UK	3rd	12:05	MacGinnis 33 yd field goal		8-60	2:55	16-21
UT	3rd	10:08	Malone 51 yd pass from Dobbs	Medley kick	5-92	1:52	16-28
UT	3rd	3:18	Kamara 17 yd run	Medley kick	6-96	2:23	16-35
UK	4th	12:30	Kemp 71 yd run	Snell failed 2pt	2-88	0:34	22-35
UT	4th	11:51	Dobbs 45 yd run	Medley kick	2-58	0:33	22-42
UT	4th	7:12	Kamara 29 yd run	Medley kick	5-64	2:58	22-49
UK	4th	3:58	King 24 yd run	MacGinnis kick	6-75	3:14	29-49
UK	4th	1:41	Johnson 2 yd run	MacGinnis kick	8-53	2:17	36-49

STAT LEADERS

KENTUCKY

Rushing	Att	Yds	TD	Long	Avg.
Williams	16	127	1	39	7.9
Kemp	8	90	1	71	11.2
Snell	15	79	0	27	5.3
King	6	75	1	24	12.5
Johnson	10	72	1	75	7.2
Totals	55	443	4	75	8.1

Passing	C-A-I	Yds	TD	Long	Sack
Johnson	12-29-1	192	0	37	4
Totals	12-29-1	192	0	37	4

Receiving	No.	Yds	TD	Long
Baker	3	35	0	16
Bone	2	57	0	37
Conrad	1	22	0	22
Johnson	1	19	0	19
Timmons	1	17	0	17
Richardson	1	17	0	17
Badet	1	15	0	15
Walker	1	9	0	9
Hart	1	1	0	1
Totals	12	192	0	37

TENNESSEE

Rushing	Att	Yds	TD	Long	Avg.
Dobbs	14	147	2	45	10.5
Kamara	10	128	2	39	12.8
Kelly	16	94	0	27	5.9
Jennings	1	7	0	7	7.0
Totals	41	376	4	45	9.2

Passing	C-A-I	Yds	TD	Long	Sack
Dobbs	11-17-1	223	3	51	2
TEAM	0-1-0	0	0	0	0
Totals	11-18-1	223	3	51	2

Receiving	No.	Yds	TD	Long
Malone	4	92	1	51
Wolf	4	44	1	20
Byrd	1	44	0	44
Smith	1	24	1	24
Jennings	1	19	0	19
Totals	11	223	3	51

NUMERICAL ROSTER

No.	Name	Pos.	Ht.	Wt.	Cl.	Hometown (High School/Previous School)
	Marquez Callaway	WR	6-2	199	SO	Warner Robins, Ga./Warner Robins
1	Jonathan Kongbo	DL	6-6	264	RS JR	Surrey, B.C./Holy Cross H.S./Arizona Western
2	Jarrett Guarantano	QB	6-4	200	RS FR	Lodi, N.J./Bergen Catholic
2	Shy Tuttle	DL	6-2	308	JR	Midway, N.C./North Davidson
3	Ty Chandler	RB	5-11	195	FR	Nashville, Tenn./Montgomery Bell Academy
3	Marquill Osborne	DB	5-11	188	SO	Cornelius, N.C./William Amos Hough
4	Maleik Gray	DB	6-2	191	FR	Lavergne, Tenn./Lavergne
4	John Kelly	RB	5-9	205	JR	Detroit, Mich./Oak Park
5	Josh Palmer	WR	6-2	198	FR	Brampton, Ontario, Canada/St. Thomas Aquinas (FL)
5	Kyle Phillips	DL	6-4	263	JR	Nashville, Tenn./Hillsboro
6	Brandon Hines	QB	6-1	200	FR	Spring Hill, Tenn./Independence
6	Shaq Wiggins	DB	5-10	169	RS SR	Tyrone, Ga./Sandy Creek/Louisville
7	Rashaan Gaulden	DB	6-1	193	RS JR	Spring Hill, Tenn./Independence
7	Brandon Johnson	WR	6-2	193	SO	Plantation, Fla./American Heritage
8	Latrell Williams	WR	5-11	175	RS FR	Lake City, Fla./Columbia
8	Justin Martin	DB	6-1	196	SR	Antioch, Tenn./Overton/Northeast Oklahoma A&M
9	Tim Jordan	RB	5-11	196	FR	Winter Haven, Fla./Bartow
10	Tyler Byrd	WR	6-0	195	SO	Naples, Fla./Naples
11	Jordan Murphy	WR	5-11	170	FR	Hattiesburg, Miss./Hattiesburg
11	Austin Smith	LB/DL	6-3	236	RS SO	Buford, Ga./Buford
12	Emmanuel Moseley	DB	5-11	184	SR	Greensboro, N.C./Dudley
12	Quinten Dormady	QB	6-4	222	JR	Boerne, Texas/Boerne
13	Deandre Johnson	DL	6-4	258	FR	Miami, Fla./Miami Southridge
13	Richard Mize Jr.	WR	5-10	171	FR	Tampa, Fla./Calvary Christian
14	Zac Jancek	QB	6-4	214	RS SO	Knoxville, Tenn./Knoxville Catholic
14	Quart'e Sapp	LB	6-2	222	RS SO	Alpharetta, Ga./Milton
15	Jauan Jennings	WR	6-3	209	JR	Murfreesboro, Tenn./Blackman
15	Shawn Shamburger	DB	6-0	191	FR	Moultrie, Ga./Colquitt County
17	Dillon Bates	LB	6-3	224	RS JR	Ponte Vedra Beach, Fla./Ponte Vedra
17	Will McBride	QB	6-1	195	FR	League City, Texas/Clear Springs
18	Princeton Fant	TE	6-3	216	FR	Nashville, Tenn./Lavergne
18	Nigel Warrior	DB	6-0	194	SO	Duluth, Ga./Peachtree Ridge
19	Jeff George	WR	6-6	198	RS SR	Leavenworth, Kan./Leavenworth Senior/Dodge City C.C.
19	Darrell Taylor	DL	6-4	254	RS SO	Waverly, Va./Hopewell
20	Cortez McDowell	LB	6-0	228	SR	Locust Grove, Ga./Locust Grove
20	Seth Washington	QB	6-0	199	FR	Dallas, Texas/Episcopal School of Dallas
21	Jacquez Jones	WR	5-10	165	FR	Clearwater, Fla./Clearwater
21	Shanon Reid	LB	6-0	215	FR	Lehigh Acres, Fla./Dunbar
22	Micah Abernathy	DB	6-0	203	JR	Atlanta, Ga./Greater Atlanta Christian
23	Will Ignont	LB	6-1	228	FR	Huntsville, Ala./Buckhorn
24	Trey Coleman	RB	5-11	214	FR	West Monroe, La./West Monroe
24	Todd Kelly Jr.	DB	5-11	200	SR	Knoxville, Tenn./Webb School
25	Aaron Medley	PK	6-2	203	SR	Lewisburg, Tenn./Marshall County
25	Josh Smith	WR	6-1	206	RS SR	Knoxville, Tenn./Christian Academy of Knoxville
26	Theo Jackson	DB	6-1	178	FR	Nashville, Tenn./Overton
26	Jay Shoop	WR	6-1	175	FR	Nashville, Tenn./Father Ryan
27	Eric Crosby	DT	6-1	336	FR	Virginia Beach, Va./Ocean Lakes
27	Carlin Fils-aime	RB	5-11	183	SO	Naples, Fla./Naples
28	Baylen Buchanan	DB	5-11	185	SO	Lawrenceville, Ga./Peachtree Ridge
28	James Christian	RB	5-10	205	SO	Booneville, Miss./Booneville
29	Evan Berry	DB	5-11	205	SR	Fairburn, Ga./Creekside
29	Jeremiah Howard	RB	5-9	208	FR	Knoxville, Tenn./Knoxville Central
30	Brent Cimaglia	PK	6-1	193	FR	Franklin, Tenn./Fred J. Page
31	D.J. Henderson	WR	6-1	183	RS JR	Lyman, S.C./James F. Byrnes/Dodge City C.C.
31	Parker Henry	H	6-1	187	RS JR	Hendersonville, Tenn./Beech Senior
33	MaLeik Gatewood	DB	5-10	190	RS SO	Memphis, Tenn./Memphis University School
33	Ben Powlas	TE	6-5	205	RS FR	Dickson, Tenn./Dickson County
34	Darrin Kirkland Jr.	LB	6-1	238	JR	Indianapolis, Ind./Lawrence Central
35	Daniel Bituli	LB	6-3	240	SO	Antioch, Tenn./Nashville Christian
35	Taeler Dowdy	RB	6-1	185	SO	Murfreesboro, Tenn./Blackman
36	Terrell Bailey	DB	5-11	178	FR	Harvey, La./John Ehret
36	Grayson Linde	P	6-1	180	RS FR	Brentwood, Tenn./Ravenwood
37	Holden Foster	PK	6-0	205	RS SR	Dickson, Tenn./Dickson County/Sewanee
38	Grant Frerking	TE	6-6	200	FR	Norcross, Ga./Wesleyan School
38	Solon Page III	LB	6-2	207	FR	Marietta, Ga./Kell
39	Kendal Vickers	DL	6-3	295	RS SR	Havelock, N.C./Havelock
40	Nick Humphrey	LB	6-1	205	FR	Monroe, Mich./Jefferson
41	Elliott Berry	LB	5-11	206	SR	Fairburn, Ga./Creekside
42	Cheyenne Labruzzo	DB	6-0	188	FR	Albany, La./Albany
42	Chip Omer	RB	6-0	200	RS FR	Nashville, Tenn./Christ Presbyterian Academy
43	Jake Powers	DB	6-0	193	FR	Memphis, Tenn./Briarcrest Christian School
43	Laszlo Toser	PK	5-8	181	RS SO	Ooltewah, Tenn./Ooltewah
44	Jakob Johnson	TE	6-3	250	SR	Stuttgart, Germany/Jean Ribault (Fla.)
44	Ryan Thaxton	DL	6-4	236	FR	Alexandria, Va./St. Agnes School
46	Riley Lovingood	LS	6-0	210	RS SO	Hendersonville, Tenn./Beech Senior
47	Joe Doyle	P	6-0	196	FR	Knoxville, Tenn./Farragut
47	Landon Knoll	LB	6-3	217	RS SO	Nashville, Tenn./Father Ryan
48	Ja'Quain Blakely	DL	6-2	254	RS FR	Moultrie, Ga./Colquitt County

ALPHABETICAL

No.	Name	Pos.
22	Micah Abernathy	DB
36	Terrell Bailey	DB
97	Paul Bain	DL
17	Dillon Bates	LB
88	Brandon Benedict	DL
95	Kivon Bennett	DL
41	Elliott Berry	LB
29	Evan Berry	DB
35	Daniel Bituli	LB
48	Ja'Quain Blakely	DL
77	Devante Brooks	OL
84	James Brown	TE
28	Baylen Buchanan	DB
88	La'Trell Bumphus	TE
56	Matthew Butler	DL
10	Tyler Byrd	WR
74	K'Rojhn Calbert	OL
1	Marquez Callaway	WR
96	Joey Cave	DL
3	Ty Chandler	RB
28	James Christian	RB
30	Brent Cimaglia	PK
24	Trey Coleman	RB
86	Andrew Craig	TE
27	Eric Crosby	DT
93	Trevor Daniel	P
12	Quinten Dormady	QB
35	Taeler Dowdy	RB
47	Joe Doyle	P
54	Ian Dunkin	LB
18	Princeton Fant	TE
87	Logan Fetzner	WR
27	Carlin Fils-aime	RB
37	Holden Foster	PK
38	Grant Frerking	TE
69	Brian Garvey	OL
33	MaLeik Gatewood	DB
7	Rashaan Gaulden	DB
19	Jeff George	WR
4	Maleik Gray	DB
2	Jarrett Guarantano	QB
76	Chance Hall	OL
31	D.J. Henderson	WR
31	Parker Henry	H
6	Brandon Hines	QB
29	Jeremiah Howard	RB
40	Nick Humphrey	LB
23	Will Ignont	LB
26	Theo Jackson	DB
14	Zac Jancek	QB
15	Jauan Jennings	WR
98	Alexis Johnson	DL
7	Brandon Johnson	WR
13	Deandre Johnson	DL
44	Jakob Johnson	TE
70	Ryan Johnson	OL
66	Jack Jones	OL
21	Jacquez Jones	WR
9	Tim Jordan	RB
53	Colton Jumper	LB
67	Joe Keeler	OL
24	Todd Kelly Jr.	DB
4	John Kelly	RB
63	Brett Kendrick	OL
34	Darrin Kirkland Jr.	LB
47	Landon Knoll	LB
1	Jonathan Kongbo	DL
42	Cheyenne Labruzzo	DB
36	Grayson Linde	P
56	Riley Locklear	OL
46	Riley Lovingood	LS
8	Justin Martin	DB
17	Will McBride	QB
20	Cortez McDowell	LB
99	Reginald Kahili McKenzie Jr.	DL
52	Elijah Medford	LS
25	Aaron Medley	PK
83	Cooper Melton	WR
94	TJ Minifiee	DL

NUMERICAL ROSTER

51	Drew Richmond	OL	6-5	309	RS SO	Memphis, Tenn./Memphis University School
52	Elijah Medford	LS	5-9	204	RS JR	Burlington, N.C./Walter Williams
52	Maurese Smith	DL	6-3	324	FR	Toney, Ala./Hazel Green
53	Colton Jumper	LB	6-2	229	SR	Lookout Mountain, Tenn./Baylor School/The Hun School (NJ)
54	Ian Dunkin	LB	6-2	210	FR	Maryville, Tenn./Alcoa
55	Quay Picou	DL	6-1	280	JR	Sugar Hill, Ga./Buford
55	Coleman Thomas	OL	6-5	309	SR	Max Meadows, Va./Fort Chiswell
56	Matthew Butler	DL	6-4	274	FR	Raleigh, N.C./Garner Senior
56	Riley Locklear	OL	6-5	295	FR	Huntington, W. Va./Spring Valley
57	Nathan Niehaus	OL	6-6	285	RS FR	Cincinnati, Ohio/Colerain
59	Jake Yellich	LS	6-2	225	RS FR	Crown Point, Ind./Crown Point
63	Brett Kendrick	OL	6-6	318	RS SR	Knoxville, Tenn./Christian Academy of Knoxville
64	Logan Punch	LS	6-0	230	RS FR	Knoxville, Tenn./Knoxville Catholic
66	Jack Jones	OL	6-4	312	JR	Murfreesboro, Tenn./Oakland
67	Joe Keeler	OL	6-6	279	RS SO	Arden, N.C./Christ School
68	Marcus Tatum	OL	6-6	281	SO	Ormond Beach, Fla./Mainland
69	Brian Garvey	OL	6-4	290	RS FR	Brentwood, Tenn./Brentwood Academy
70	Ryan Johnson	OL	6-6	300	RS FR	Brentwood, Tenn./Brentwood Academy
73	Trey Smith	OL	6-6	320	FR	Jackson, Tenn./University School of Jackson
74	K'Rojhn Calbert	OL	6-5	316	FR	McMinnville, Tenn./Warren County Senior
75	Jashon Robertson	OL	6-3	300	SR	Nashville, Tenn./Montgomery Bell Academy
76	Chance Hall	OL	6-4	315	JR	Roanoke, Va./Northside
77	Devante Brooks	OL	6-5	282	RS FR	Bowie, Md./St. John's College (D.C.) HS
80	Eli Wolf	TE	6-4	224	RS SO	Minster, Ohio/Minster
81	Austin Pope	TE	6-4	230	RS FR	Knoxville, Tenn./Christian Academy of Knoxville
82	Ethan Wolf	TE	6-6	258	SR	Minster, Ohio/Minster
83	Cooper Melton	WR	6-2	196	FR	Cleveland, Tenn./Walker Valley
84	James Brown	TE	6-3	222	FR	Orlando, Fla./Jones
85	Thomas Orradre	WR	6-2	205	RS JR	San Luis Obispo, Calif./San Luis Obispo
86	Andrew Craig	TE	6-5	240	RS FR	Knoxville, Tenn./Webb School
87	Logan Fetzner	WR	5-9	182	RS JR	Cleveland, Tenn./Bradley Central
88	Brandon Benedict	DL	6-2	250	RS FR	Nashville, Tenn./Father Ryan
88	LaTrell Bumphus	TE	6-3	258	FR	Savannah, Tenn./Hardin County
93	Trevor Daniel	P	6-1	227	RS SR	Dickson, Tenn./Dickson County
94	TJ Minnifee	DL	6-3	214	FR	Nashville, Tenn./Wilson Central
95	Kivon Bennett	DL	6-1	275	FR	Hollywood, Fla./St. Thomas Aquinas
96	Joey Cave	DL	6-5	295	RS FR	Knoxville, Tenn./Hardin Valley Academy
97	Paul Bain	DL	6-5	290	RS JR	Powder Springs, Ga./Hillgrove/Tusculum
98	Alexis Johnson	DL	6-4	300	RS JR	Atlanta, Ga./Mount Zion/Fort Scott C.C.
99	Reginald Kahili McKenzie Jr	.DL	6-3	320	JR	Walnut Creek, Calif./Clayton Valley Charter School

ALPHABETICAL

13	Richard Mize Jr.	WR
12	Emmanuel Moseley	DB
11	Jordan Murphy	WR
57	Nathan Niehaus	OL
42	Chip Omer	RB
85	Thomas Orradre	WR
3	Marquill Osborne	DB
38	Solon Page III	LB
5	Josh Palmer	WR
5	Kyle Phillips	DL
55	Quay Picou	DL
81	Austin Pope	TE
43	Jake Powers	DB
33	Ben Powlas	TE
64	Logan Punch	LS
21	Shanon Reid	LB
51	Drew Richmond	OL
75	Jashon Robertson	OL
14	Quart'e Sapp	LB
26	Jay Shoop	WR
15	Shawn Shamburger	DB
11	Austin Smith	LB/DL
25	Josh Smith	WR
52	Maurese Smith	DL
73	Trey Smith	OL
68	Marcus Tatum	OL
19	Darrell Taylor	DL
44	Ryan Thaxton	DL
55	Coleman Thomas	OL
43	Laszlo Toser	PK
2	Shy Tuttle	DL
39	Kendal Vickers	DL
18	Nigel Warrior	DB
20	Seth Washington	QB
83	Zack Weatherly	WR
6	Shaq Wiggins	DB
8	Latrell Williams	WR
80	Eli Wolf	TE
82	Ethan Wolf	TE
59	Jake Yellich	LS

PRONUNCIATION GUIDE

3	Micah Abernathy	My-Cuh
95	Kivon Bennett	KEY-von
35	Daniel Bituli	bi-TOO-lee
48	Ja'Quain Blakely	JUH-kwan
88	LaTrell Bumphus	bum-FISS
1	Marquez Callaway	mar-KWEZ (Q sound)
30	Brent Cimaglia	seh-MAG-lee-uh
27	Carlin Fils-aime	fills-a-ME
7	Rashaan Gaulden	GAWL-den
4	Maleik Gray	Ma-LEAK
2	Jarrett Guarantano	gare-en-TA-no
23	Will Ignont	IG-nont

44	Jakob Johnson	YAH-kub
42	Cheyenne Labruzzo	shy-ann Iuh-BROOZE-ah
57	Nathan Niehaus	NEE-house
42	Chip Omer	OH-mer
3	Marquill Osborne	MAR-kwill
55	Quay Picou	KWAY pee-COO
75	Jashon Robertson	JAY-shon
14	Quart'e Sapp	quar-TAY
	Mike Canales	cuh-nal-es
	Robert Gillespie	GILL-less-PEE
	Charlton Warren	CHARL-ton

WHERE ARE THE COACHES?

Offensive Coordinator - Larry Scott	Press Box
Defensive Coordinator - Bob Shoop	Press Box
Assoc. HC/Defensive Line - Brady Hoke	Sideline
Asst. HC/Recruiting Coord./RBs - Robert Gillespie	Sideline
DBs/ST Coordinator - Charlton Warren	Sideline
Linebackers/Def. Run Game Coordinator - Tommy Thigpen	Sideline
Quarterbacks - Mike Canales	Sideline
Wide Receivers - Kevin Beard	Sideline
Offensive Line - Walt Wells	Sideline

ANDERSON TRAINING CENTER

Tennessee's state-of-the-art Anderson Training Center is one of the most modern and functional buildings of its kind.

The 145,000-square foot building includes an amphitheater-style team room, coaches' offices, position meeting rooms, a dining hall, players' lounge, a 7,000-square foot locker room, a 22,000-square foot, multi-level weight room as well as a new training room, hydrotherapy and nutrition area.

The building also features several technological upgrades, including a state-of-the-art video delivery system for players and coaches. The locker room includes roomy, custom-built and ventilated lockers with electrical outlets for charging portable devices like cellphones, iPods and laptops.

Also included in the building is an updated football hall of fame area.

The Anderson Training Center joins the Brenda Lawson Athletic Center and Neyland-Thompson Sports Center. It provides student-athletes direct

access to both the 120-yard Robert E. White indoor football field and Haslam Field, Tennessee's two outdoor football practice fields.

The facility is named in honor of the leadership support of the Anderson family, including Charlie and Moll Anderson of Knoxville, Terry and Susan Anderson and Charlie Sr. and Hilda Anderson, both of Florence, Ala. Charlie is a former student-athlete with the Volunteer football program (1974-76) and served as a Board of Trustee member. He and Moll have been leadership donors to athletics for many years and have also impacted multiple areas of campus with their generosity. Terry also played football at UT and his son, Carson, also played for the Vols and graduated in Dec. 2012.

The \$45 million facility had its dedication ceremony on April 19, 2013.





TENNESSEE *Projected 2-Deep with Pronunciation Guide (tentative)*

>> OFFENSE

TE	82	Ethan Wolf	6-6	258	Sr.
	44	Jakob Johnson	6-3	250	Sr.
	81	Austin Pope	6-4	230	R-Fr.
LT	51	Drew Richmond	6-5	309	R-So.
	57	Nathan Niehaus	6-6	285	R-Fr.
LG	75	Jashon Robertson	6-3	300	Sr.
	66	Jack Jones	6-4	312	Jr.
C	55	Coleman Thomas	6-5	309	Sr.
	75	Jashon Robertson	6-3	300	Sr.
RG	73	Trey Smith	6-6	320	Fr.
	70	Ryan Johnson	6-6	300	R-Fr.
RT	63	Brett Kendrick	6-6	318	R-Sr.
	68	Marcus Tatum	6-6	285	So.
WR	1	Marquez Callaway	6-2	199	So.
	19	Jeff George	6-6	198	R-Sr.
WR	25	Josh Smith	6-1	206	R-Sr.
	5	Josh Palmer	6-2	198	Fr.
	8	Latrell Williams	5-11	175	R-Fr.
WR	7	Brandon Johnson	6-2	193	So.
	10	Tyler Byrd	6-0	195	So.
QB	2	Jarrett Guarantano	6-4	200	R-Fr.
	12	Quinten Dormady	6-4	216	Jr.
TB	4	John Kelly	5-9	205	Jr.
	3	Ty Chandler	5-11	195	Fr.
	27	Carlin Fils-aime	5-11	183	So.

>> DEFENSE

DE	1	Jonathan Kongbo	6-6	264	R-Jr.
	56	Matthew Butler	6-4	274	Fr.
DT	39	Kendal Vickers	6-3	295	R-Sr.
	2	Shy Tuttle	6-2	308	Jr.
	55	Quay Piccou	6-1	280	Jr.
DT	99	Reginald McKenzie Jr.	6-3	320	Jr.
	98	Alexis Johnson	6-4	300	R-Jr.
DE	5	Kyle Phillips	6-4	263	Jr.
	13	Deandre Johnson	6-4	258	Fr.
WLB	14	Quart'e Sapp	6-2	222	R-So.
	41	Elliott Berry	5-11	206	Sr.
MLB	53	Colton Jumper	6-2	229	Sr.
	23	Will Ignont	6-1	228	Fr.
SAM	35	Daniel Bituli	6-3	240	So.
	17	Dillon Bates	6-3	224	R-Jr.
	11	Austin Smith	6-3	236	R-So.
CB	8	Justin Martin	6-1	196	Sr.
	15	Shawn Shamburger	6-0	191	Fr.
	31	D.J. Henderson	6-1	183	R-Jr.
CB	12	Emmanuel Moseley	5-11	184	Sr.
	6	Shaq Wiggins	5-10	169	R-Sr.
	3	Marquill Osborne	5-11	188	So.
SS	18	Nigel Warrior	6-0	194	So.
	26	Theo Jackson	6-1	178	Fr.
FS	22	Micah Abernathy	6-0	203	Jr.
	29	Evan Berry	5-11	205	Sr.
NK	7	Rashaan Gauden	6-1	193	R-Jr.
	28	Baylen Buchanan	5-11	185	So.

>> PRONUNCIATION GUIDE

22	MICAH	Abernathy	MY-Cuh
95	KIVON	Bennett	KEY-von
35	Daniel	BITULI	bi-TOO-lee
48	JA'QUAIN	Blakely	JUH-kwan
88	LaTrell	BUMPHUS	bum-FISS
1	MARQUEZ	Callaway	mar-KWEZ (Q sound)
74	K'ROJHN	Calbert	KAY-ron
30	Brent	CIMAGLIA	seh-MAG-lee-uh
27	Carlin	FILS-AIME	fills-uh-ME
7	Rashaan	GAULDEN	GAWL-den
4	MALEIK	Gray	ma-LEAK
2	Jarrett	GUARANTANO	gare-en-TA-no
44	JAKOB	Johnson	YAH-kub
9	CHEYENNE	LABRUZZA	SHY-ann luh-BROOZE-ah
57	Nathan	NIEHAUS	NEE-house
42	Chip	OMER	OH-mer
3	MARQUILL	Osborne	mar-KWILL
55	QUAY	PICOU	KWAY pee-COO
75	JASHON	Robertson	JAY-shon
14	QUART'E	Sapp	quar-TAY

Mike	CANALES	cuh-NAL-es
Robert	GILLESPIE	GILL-less-PEE
CHARLTON	Warren	CHARL-ton

>> SPECIALISTS

PK	30	Brent Cimaglia	6-1	193	Fr.
	25	Aaron Medley	6-2	203	Sr.
P	93	Trevor Daniel	6-1	227	R-Sr.
KO	30	Brent Cimaglia	6-1	193	Fr.
	25	Aaron Medley	6-2	203	Sr.
LS	46	Riley Lovingood	6-0	210	R-So. OR
	52	Elijah Medford	5-9	204	R-Jr.
H	31	Parker Henry	6-1	187	R-Jr.

>> RETURNERS

KR	3	Ty Chandler	5-11	195	Fr.
	1	Marquez Callaway	6-2	199	So.
	29	Evan Berry	5-11	205	Sr.
	22	Micah Abernathy	6-0	203	Jr.
PR	1	Marquez Callaway	6-2	199	So.

PROJECTED CONTRIBUTORS: OFFENSE

QB

2



JARRETT GUARANTANO • 6-4 • 200 • R-FR.

- » 2017: 5 games, 1 start, 32 for 58 (55.2 pct), 231 yards, 1 TD, 1 INT
- » 2017: Started vs. #1 Alabama, finishing 9-for-16 for 44 yards and 1 INT
- » 2017: Made first start of career vs. South Carolina (10/14), going 11-for-18 for 133 yards

QB

12



QUINTEN DORMADY • 6-4 • 222 • JR.

- » 2017: 6 games, 5 starts, 76 for 137 (55.5 pct), 925 yards, 6 TDs, 6 INTs
- » 2016: Saw action in four games (VT, Alabama, Tenn Tech, Mizzou), completing 11 of 17 for 148 yards
- » Career: 16 games played, 100 for 176 (56.8 pct), 1,282 yards, 7 TDs, 6 INT

RB

4



JOHN KELLY • 5-9 • 205 • JR.

- » 2017: 125 carries, 615 yds (5th in SEC) & 6 TDs, 26 rec for 255 yds | **100-yd games:** 3 in 2017, 5 in career
- » Smart runner with good vision who hits running lane fast; is one of most respected teammates
- » 2017: vs. Florida (9/16): 19 car, 145 yards, 1 TD, 6 rec, 96 yards | **Career:** 263 car, 1,410 yards, 12 TDs

WR

1



MARQUEZ CALLAWAY • 6-2 • 199 • SO.

- » 2017: 15 rec, 249 yards 3 TDs; 9 PR for 13.2 yard avg. | **100-yd games:** 1 in 2017, 1 in career
- » 2017: **Breakout game vs. Georgia Tech** - 4 receptions for 115 yards, 2 TDs
- » Career: 13 games played, 16 receptions, 262 yards, 16.4 avg, 3 TDs; 11 PR, 21.2 avg, 1 TD

WR

7



BRANDON JOHNSON • 6-2 • 193 • SO.

- » 2017: Only UT receiver to start all 7 games; 22 rec, 265 yards, 1 TD
- » 2017: Set career highs with 7 receptions for 123 yards, including long of 66 vs. UMass (9/24)
- » 2016: Played in 9 games, totaling 7 rec. for 93 yards | **Career:** 16 games played, 29 rec, 358 yards, 1 TD

WR

5



JOSH PALMER • 6-2 • 198 • FR.

- » 2017: 5 receptions for 51 yards; 1 rush for 6 yards
- » **St. Thomas Aquinas HS (Fort Lauderdale, Fla.):** Consensus 3-star recruit; 2016 Florida 7A state title
- » **Personal:** Originally from Brampton, Ontario, Canada

WR

25



JOSH SMITH • 6-1 • 206 • R-SR.

- » Veteran receiver; most experienced receiver on roster | 2017: 4 receptions for 30 yards
- » 2016: 13 rec for 97 yards, 1 TD
- » Career: 44 games played, 62 rec, 751 yards, 5 TDs; 6 PR, 5.8 avg

TE

82



ETHAN WOLF • 6-6 • 258 • SR.

- » 2017: 12 rec, 101 yards, 1 TD | **vs. Florida (9/16):** 3 rec, 37 yards, 1 TD
- » 2017 **John Mackey Award Preseason Watch List** | **Career:** 45 games played, 79 rec, 853 yards, 5 TDs
- » **Ranks fourth in UT history in rec yards by a TE;** next approaching 3. Luke Stocker (956)

OL

51



DREW RICHMOND • 6-5 • 309 • R-SO.

- » Has continued to improve with each offseason, can play tackle or guard
- » 2017: **Has started at LT in last 6 games (Indiana St., Florida, UMass, Georgia, South Carolina, Alabama)**
- » Career: 15 games, 12 starts at LT | 2016: 9 games, making 6 starts at LT

OL

66



JACK JONES • 6-4 • 312 • JR.

- » 2017: Started first 3 games at left guard; 5 games played
- » 2016: Played in 9 games, making 6 starts at right guard
- » Career: 23 games played, 10 starts

OL

75



JASHON ROBERTSON • 6-3 • 300 • SR.

- » 2017: Is Tennessee's top graded offensive lineman with an average grade of 80 percent
- » 2017: Has given up just one sack, while registering 16 knockdowns - 2nd-best on the team
- » Career: 42 games played, 41 games started - 23 at left guard, 13 at right guard, 5 at center

OL

73



TREY SMITH • 6-6 • 320 • FR.

- » 2017: Has started all 7 games at RG; ranks second on the team in average grade
- » 2017: Leads Vols with an impressive 30 knockdowns, including 8 against No. 1 Alabama
- » **University School of Jackson (Jackson, Tenn.):** 2017 ESPN No. 1 overall recruit in nation

OL

63



BRETT KENDRICK • 6-6 • 318 • R-SR.

- » One of Vols' most-experienced offensive lineman who has ability to play either tackle spot and guard
- » 2017: 7 starts (1 at LT, 4 at RT, 2 at LG); 0 sacks allowed in 2017 | **Career:** 40 games played, 27 starts
- » 2017: Started vs. Georgia Tech at LT and was named to Pro Football Focus' SEC Team of the Week

RB

27



CARLIN FILS-AIME • 5-11 • 183 • SO.

- » 2017: 11 carries, 74 yards (6.7 avg), 2 touchdowns
- » Career: 25 carries for 132 yards (5.3 avg) and 4 touchdowns

RB

3



TY CHANDLER • 5-11 • 195 • FR.

- » 2017: 27 car, 118 yards; vs. Indiana State, had 1 KR for 91-yard TD
- » 2017: Named Week 2 **SEC Freshman of the Week** after ISU game

WR

10



TYLER BYRD • 6-0 • 195 • SO.

- » 2017: 2 rec, 21 yards, 1 TD; 1 rush, 15 yds
- » 2016: 13 games, 8 receptions for 63 yards and 10 KR for 26.3-yard avg
- » **Naples HS (Naples, Fla.):** 2016 4-star

WR

8



LATRELL WILLIAMS • 5-11 • 175 • R-FR.

- » A talented return man, could see action on punt returns
- » 2016: Redshirt season, did not played in any games

TE

44



JAKOB JOHNSON • 6-3 • 250 • SR.

- » Is a special teams stalwart and changed from LB to TE in 2015
- » 2016: Played in 13 games, posting 2 receptions for 10 yards

OL

68



MARCUS TATUM • 6-6, 281 • SO.

- » 2017: Started vs. Georgia Tech, Georgia and South Carolina at right tackle, saw action vs. UMass
- » Career: 6 games played, 3 starts

OL

55



COLEMAN THOMAS • 6-5, 309 • SR.

- » 2017: 3 GP, started at C vs. UMass and at Alabama
- » 2016: Played in 11 games w/9 starts (7 at C, 1 at RG, 1 at RT)
- » Career: 38 games played, 29 starts

PROJECTED CONTRIBUTORS: DEFENSE

DE 1 

JONATHAN KONGBO • 6-6 • 264 • R-JR.

- » 2017: 7 starts at RE, 25 tack, 1.0 sack | Had career-high 7 tackles vs. UGA, UF; 1.0 sack vs. UMass
- » Career: 36 tack, 2.0 sack, 4.0 TFL | 2017: Logged career-high 7 tackles (3 solo) vs. Georgia Tech (9/4)
- » Arizona Western College: 2015 No. 1 overall JUCO Prospect (247 Sports); Rivals, Scout 5-star

DT 99 

REGINALD KAHLIL MCKENZIE JR. • 6-3 • 320 • JR.

- » Strong inside presence with good leverage, knowing how to use size advantage; stout against the run
- » 2017: 25 tackles, 2 sacks, 3.5 TFL; sacks UMass, SC | Career: 27 GP, 61 tackles, 5.0 TFL, 3.0 sack, 1 FF
- » Is son of VFL, former Tennessee player and current Oakland Raiders GM Reggie McKenzie

DT 39 

KENDAL VICKERS • 6-3 • 295 • R-SR.

- » Great against the run and has been the model of consistency for with 32-straight starts
- » 2017: 30 tackles, 1.5 sack, 4.0 TFL; career-high 9 tack vs. UGA | Career: 88 tack (36 solo), 11.5 TFL, 4.5 sacks
- » 2016: Set career highs with 38 tackles (19 solo), 2.5 sacks, 6.0 tackles for loss and 1 forced fumble

DE 5 

KYLE PHILLIPS • 6-4 • 263 • JR.

- » 2017: 7 games played, 2 starts, 18 tackles, 2.5 TFL, 2 pass def
- » 2017: 1st start at DE vs. S. Carolina (10/14) - 3 tackles, 0.5 TFL; career-high 6 tackles vs. Alabama (10/21)
- » Career: 24 games played, 41 tackles (19 solo), 6.0 TFL, 4 passes defended

SAM 35 

DANIEL BITULI • 6-3 • 235 • SO.

- » 2017: 2 starts at SAM, 3 starts at MIKE; leads team with 57 tackles (28 solo); 1.5 TFL, 1 FF, 1 INT, 1 TD
- » 2017: Had 9 tackles, 97-yd INT return for TD at Alabama; Breakout game vs. GT, recording 23 tackles
- » 2017: T-4th SEC with 57 tackles | Career Stats: 66 tackles, 35 solo, 1.5 TFL, 1 FF, 1 INT, 1 TD

MIKE 53 

COLTON JUMPER • 6-2 • 229 • SR.

- » 2017: 4 starts at MIKE, 38 tackles (15 solo), 7.0 TFL, 4.5 sacks | First sack of career at Florida (9/16)
- » 2017: Set career high with 18 tackles (3 solo) vs. Georgia Tech; posted 2.5 sacks vs. UMass (9/23)
- » Career Stats: 33 games played, 109 tackles, 58 solo, 4.5 sacks, 12.0 TFL, 1 INT, 2 PD, 1 FF

WILL 14 

QUART'E SAPP • 6-2 • 214 • R-SO.

- » Versatile linebacker who has emerged as one of best tacklers on team
- » 2017: 7 games, 45 tackles (21 solo), 3.0 TFL, 2 PD | Had career-high 11 tackles at Alabama (10/21)
- » Career Stats: 13 games, 49 tackles (25 solo), 3.0 TFL, 2 PD

DB 8 

JUSTIN MARTIN • 6-1 • 196 • SR.

- » 2017: 19 tackles, 1 INT, 1 FF, 2 PD | Had 5 tackles and caused FF at Florida at goal line, preventing TD
- » 2017: Recorded first interception of career vs. Georgia (9/30)
- » Career: 31 games played, 14 starts, 61 tackles (49 solo), 9 passes defended, 1 INT, 1 FF

DB 12 

EMMANUEL MOSELEY • 5-11 • 184 • SR.

- » Veteran cornerback (46 career games played) who thrives in run defense
- » Leads all active UT DBs with 28 career passes defended
- » 2017: 22 tackles, 17 solo, 5 pass def | Career Stats: 126 tackles (99 solo), 8.5 TFL, 28 PD

DB 7 

RASHAAN GAULDEN • 6-1 • 193 • R-JR.

- » Athletic defensive back, sure tackler and playmaker who emerged as Vols' primary nickel in 2016
- » 2017: 42 tackles, 1 INT, 4 PD, 1 FF, 1 FR | Career-high 10 tack, 1st career INT vs. Florida; 10 tack vs. SC
- » 2017: Had 2 pass breakups, 1 FR at Alabama | Career Stats: 30 games, 115 tackles (83 solo), 9.0 TFL, 2

DB 15 

SHAWN SHAMBURGER • 6-0 • 191 • FR.

- » 2017: Has played in 7 games and made 1st start of career at CB at Alabama (10/21)
- » 2017: Enjoyed breakout game at Alabama with team-high 12 tackles and 1.0 sack
- » Colquitt County HS (Moultrie, Ga.): 2017 unanimous 3-star recruit

DB 18 

NIGEL WARRIOR • 6-0 • 194 • SO.

- » Hard-hitting safety who makes impact on defense, special teams | 2016 SEC All-Freshman Team
- » 2017: 52 tack, 2 FF, 1 sack, PD; career-high 13 tack vs. GT | Career: 74 tack, 1.0 sack, 2.0 TFL, 2 FF, 3 PD
- » 2017: 7 tack, 1 sack, 1 PD at Alabama | Is son of VFL, former Tennessee All-American DB Dale Carter

DB 22 

MICAH ABERNATHY • 6-0 • 203 • JR.

- » 2017: 43 tackles, 1 FR, 2 pass def | Career: 121 tackles (86 solo), 3.0 TFL, 2 INT, 10 pass def, 4 FR
- » SEC Def. Player of Week (9/12/16): Set UT record with 3 fumbles recovered vs. Virginia Tech (9/10)
- » Is grandson of the late Ralph David Abernathy Sr. - civil rights leader, associate of Martin Luther King Jr.

DT 2 
SHY TUTTLE • 6-2 • 308 • JR.

- » 2017: 12 tackles, 1.0 TFL; career-high 4 tackles vs. South Carolina
- » Career: 18 games, 31 tackles, 9 solo, 2.0 TFL 2 pass def, 2 FR, 1 block

DT 55 
QUAY PICOU • 6-1 • 280 • JR.

- » 2017: 7 games played, 6 tackles (3 vs. Georgia Tech)
- » Career: 19 games played, 11 tackles, 0.5 TFL, 1 FR

DT 98 
ALEXIS JOHNSON • 6-4 • 300 • R-JR.

- » 2017: 7 games, 7 tackles, 1 sack, 1 TFL
- » 2017: recorded 1st sack vs. UMass
- » Fort Scott CC (Fort Scott, Kan.): Was consensus 4-star JUCO recruit


DB 26 
THEO JACKSON • 6-1 • 178 • FR.

- » 2017: Has seen action 6 games and has 4 tackles
- » Overton HS (Nashville): 2017 unanimous 3-star recruit

PROJECTED CONTRIBUTORS: SPECIAL TEAMS

KR/DB 29 
EVAN BERRY • 5-11 • 205 • SR.

- » 2017: 2 KR, 43.0 avg, long of 51
- » 2015 All-American (KR)
- » 34.6 career KR avg is No. 1 in NCAA













PK 30 
BRENT CIMAGLIA • 6-2 • 203 • SR.

- » 2017: 4 of 7 on FG, 3 TB on 6 KO
- » 2017: Made career-long 51-yarder vs. Florida
- » 2017: Went 3-of-3 FG vs. S. Carolina

P 93 
TREVOR DANIEL • 6-1 • 227 • R-SR.

- » 2017 Ray Guy Award Watch List
- » Week 1 Ray Guy Punter of Week
- » 2017: 44 punts, 47.7 avg, 18 in 20
- » His 45.7 career punting avg ranks 2nd among active NCAA punters

► 2017 SCHEDULE AND RESULTS

Sept. 4		vs. --/RV GEORGIA TECH Yellow Jackets (4-2)	Atlanta, Ga. Mercedes-Benz Stadium	ESPN	8 ET	W, 42-41 (2OT)	John Kelly rushes for 4 TDs as Vols erase 14-point fourth-quarter deficit in Atlanta
Sept. 9		INDIANA STATE Sycamores (0-7)	Knoxville Neyland Stadium	SEC Network	4 ET	W, 42-7	Freshman Ty Chandler returns opening kickoff 91 yards for a TD as Vols cruise
Sept. 16		at #24/25 FLORIDA * Gators (3-3)	Gainesville, Fla. Ben Hill Griffin Stadium	CBS	3:30 ET	L, 26-20	John Kelly goes for 237 all-purpose yards and a TD in 26-20 loss to Gators
Sept. 23		UMASS Minutemen (1-6)	Knoxville Neyland Stadium	SEC Network	12 ET	W, 17-13	Defense records seven sacks as Vols earn 11th straight non-conference victory
Sept. 30		#7/8 GEORGIA * Bulldogs (7-0)	Knoxville Neyland Stadium	CBS	3:30 ET	L, 41-0	Vols had two-game winning streak against Bulldogs snapped
Oct. 14		--/RV SOUTH CAROLINA * Gamecocks (5-2)	Knoxville Neyland Stadium	ESPN	12 ET	L, 15-9	UT stopped on play from 2-yard line as time expired in first start for Jarrett Guarantano
Oct. 21		at #1/1 ALABAMA * Crimson Tide (8-0)	Tuscaloosa, Ala. Bryant-Denny Stadium	CBS	3:30 ET	L, 45-7	Sophomore LB Daniel Bituli scored on 97-yard pick six as Vols fall to No. 1 Alabama
Oct. 28		at NR/RV KENTUCKY * Wildcats (5-2)	Lexington, Ky. Kroger Field	SEC Network	7:30 ET	79-24-9	Vols have won 31 of last 32 meetings and two straight in Lexington
Nov. 4		SOUTHERN MISS (HC) Golden Eagles (5-2)	Knoxville Neyland Stadium	TBD	TBD	5-0-0	UT 5-0 all-time against Southern Miss and have outscored Golden Eagles 200-55
Nov. 11		at MISSOURI * Tigers (2-5)	Columbia, Mo. Memorial Stadium	TBD	TBD	2-3-0	Tennessee has won two straight in series after dropping first three games
Nov. 18		#23/23 LSU * Tigers (6-2)	Knoxville Neyland Stadium	TBD	TBD	20-9-3	Vols looking to end a four-game losing streak to Tigers
Nov. 25		VANDERBILT * Commodores (3-4)	Knoxville Neyland Stadium	TBD	TBD	75-30-5	UT 4-1 in past five games against Vandy at Neyland Stadium

TENNESSEE NOTABLES

SETTING THE STAGE

- The Vols will look to earn their first SEC win and snap a three-game losing streak.
- Tennessee is 79-24-9 all-time against Kentucky, with a 37-14-3 record in Lexington.
- UT's 79 wins against the Wildcats are its most against any opponent.
- Saturday's game will be 113th meeting all-time between Tennessee and Kentucky. UT has played UK more than any other opponent.
- The Vols have won five straight and 31 of the last 32 games in the series. UT's lone loss in that span came in Lexington during the 2007 season (10-7).
- Saturday's contest will be broadcast in primetime on the SEC Network at 7:30 p.m. ET.

WEEK IN REVIEW

- The Vols are coming off a 45-7 loss on the road to No. 1 Alabama last Saturday.
- Sophomore linebacker Daniel Bituli ended UT's touchdown drought with 97-yard interception return in the third quarter.
- RB John Kelly averaged 5.2 yards per carry against Alabama's stingy defense, finishing with 63 yards on 12 carries.
- Tennessee was held without an offensive touchdown for the third straight game and was only able to generate 108 total yards of offense.
- Jarrett Guarantano made his second-career start at QB, finishing 9-of-16 passing for 44 yards.
- True freshman DB Shawn Shamburger had an impressive debut, recording a game-high 12 tackles and a sack in his first-career start.
- LB Quart'e Sapp had another impressive performance, setting a new career high with 11 tackles.

SCOUTING KENTUCKY

- Kentucky enters Saturday's game with a 5-2 record and a 2-2 mark in SEC play (4th in SEC East).
- The Wildcats are coming off a 45-7 loss on the road to Mississippi State last Saturday.
- UK has been dangerous on special teams this season, ranking fourth nationally with three blocked kicks and fifth nationally in punt returns (20.8 avg).
- The Wildcats rank 21st nationally and fourth in the SEC in turnover margin and have forced 13 turnovers this season.
- RB Benny Snell is tied for sixth in the SEC with six rushing touchdowns.
- QB Stephen Johnson ranks fifth in the SEC with 193.6 passing yards per game.
- LB Josh Allen is tied for second in the SEC with seven sacks.

A WIN WOULD...

- Extend UT's winning streak over Kentucky to six games.
- Be the Vols' 32nd in the past 33 meetings with the Wildcats.
- Snap a three-game Tennessee losing streak.
- Give UT its first SEC win of the season.
- Be UT's first road victory of the season.
- Give Tennessee its 833rd win in program history.
- Give Butch Jones his 84th career victory and 34th as head coach at Tennessee.

KELLY LEADING THE OFFENSE

- RB John Kelly has been the driving force behind the Tennessee offense through seven games this season, averaging 124.3 yards from scrimmage (second in the SEC).
- The Detroit, Mich., native ranks fourth in the Southeastern Conference in rushing yards/game (87.9) and sixth in rushing touchdowns (6).
- Kelly is one of only three Power 5 running backs to lead their teams in rushing yards and receptions along with Penn State's Heisman contender Saquon Barkley and Northwestern's Justin Jackson.
- Kelly has three 100-yard rushing games so far this season (Georgia Tech, Florida & UMass).
- Kelly accounted for 237 of UT's 442 total offensive yards in its loss to Florida. He set career highs with 141 yards rushing and 96 receiving yards and scored his fifth touchdown of the year.
- Kelly became the first Vol to rush for four touchdowns in a game since James Stewart did so against Georgia in 1994 after doing so in the season opener against Georgia Tech.

KELLY THROUGH 7 GAMES

- RB John Kelly is having one of the better seasons in program history with 615 rushing yards through UT's first seven games.
- This season Kelly has rushed for:
 - The fifth most yards by a Vol through seven games since 2001
 - The eighth most yards by a Vol through seven games since Tennessee's 1998 national championship season

--

MOST RUSHING YARDS IN FIRST 7 GAMES (SINCE 2001)

Rank	Player	Yards	Year
1.	Montario Hardesty	720	2009
2.	Rajion Neal	693	2013
3.	Jalen Hurd	664	2015
4.	Arian Foster	2007	625
5.	John Kelly	615	2017

WOLF ONE OF UT'S TOP PASS-CATCHING TE'S OF ALL TIME

- Senior TE Ethan Wolf is a member of the Mackey Award Watch List for the second consecutive season.
- Wolf passed former UT great Jason Witten for fourth most receiving yards by a tight end in program history with a 28-yard touchdown grab at Florida (9/16).
- Wolf ranks fourth on the team with 12 catches and 101 receiving yards so far this season.
- He totaled 21 receptions for 239 yards and two touchdowns in 2016.
- Wolf had 23 receptions for 301 yards and two scores in 2015 and tallied 23 grabs for 212 yards as a true freshman in 2014.
- For his career, the 6-6, 258-pounder has 77 receptions for 842 yards and five touchdowns, while making 41 starts and appearing in 44 games.

TOP 5 TENNESSEE TIGHT ENDS (YARDAGE)

# Player	Year	Rec, Yds, TDs
1. Reggie Harper	1977-80	98 Rec, 1,141 Yds, 7 TDs
2. Mychal Rivera	2010-12	76 Rec, 1,018 Yds, 6 TDs
3. Luke Stocker	2007-10	85 Rec, 956 Yds, 8 TDs
4. Ethan Wolf	2014-Pres.	79 Rec, 853 Yds, 5 TDs
5. Jason Witten	2000-02	68 Rec, 797 Yds, 7 TDs

BIG PLAY CALLAWAY

- Vols' sophomore WR Marquez Callaway has been a big play threat for the Vols so far this season.
- Callaway is averaging 16.6 yards per catch this season.
- The Georgia native leads the Vols with three receiving touchdowns.
- Callaway also is a threat on punt returns, ranking second in the SEC and 15th in the country in punt return average (13.2).
- Callaway had a breakout performance in the season opener to help UT defeat Georgia Tech in the Chick-fil-A Kickoff Game.
- Callaway set career highs with 115 receiving yards on just four catches (28.75 avg) and added a pair of touchdown grabs to spark the UT offense in the second half.

JOHNSON EMERGING AS CONSISTENT TARGET AT WR

- Sophomore WR Brandon Johnson has emerged as a go-to target for the Vols this season.
- Johnson leads the team with 265 receiving yards and is second on the team with 22 receptions.
- The Florida native led UT with three catches for 54 yards vs. South Carolina (10/14).
- Johnson had a breakout performance is UT's win over UMass on Sept. 23.
- Johnson set career highs with seven catches for 123 yards, including a 66-yard catch and run to set up the Vols' first touchdown late in the first half.

SPREADING THE LOVE

- Tennessee has featured a balance passing attack with 15 players having caught at least one pass already this season.
- Four Vols have hauled in 12 or more catches this season (John Kelly - 26, Brandon Johnson - 22, Marquez Callaway - 15, Ethan Wolf - 12).

STEADY ROBERTSON LEADING VOLS' O-LINE

- Senior center Jashon Robertson is Tennessee's top graded offensive lineman with an average grade of 80 percent.
- The Nashville native had a season-high grade of 87 percent against Florida, Georgia Tech and Indiana State, and also led the Vols' offensive line with a 79 grade versus South Carolina.
- Robertson has given up just one sack in 2017, while registering 16 knockdowns - second-best on the team.
- Robertson leads Tennessee with 41 career starts.

TREY SMITH LIVING UP TO HYPE

- Offensive lineman Trey Smith is among the best freshmen in the country this season.
- The Jackson, Tenn., native is the nation's top-rated freshman offensive lineman and the No. 7 freshman overall according to PFF College. Smith is also a Freshman All-America candidate.
- Smith is one of just two UT offensive linemen to start every game for the Vols this season and leads the team with 30 knockdowns after registering EIGHT against No. 1 Alabama last Saturday.
- Smith ranks second on the team in average grade and led UT with a 70 percent grade vs. Georgia, one of the top defensive teams in the country.
- Smith's 78 percent grade vs. South Carolina was his highest of the season.
- Smith was rated the No. 1 overall player in the ESPN 300 recruiting rankings coming out of high school.

VERSATILE KENDRICK MAKING FINAL SEASON COUNT

- Redshirt senior Brett Kendrick has started 20 consecutive games for the Vols across three different positions: right tackle, left tackle and left guard.
- Kendrick has started all seven games this season with starts at left tackle (1), right tackle (4) and left guard (2), and has give up ZERO sacks in 2017.
- Had a season-high grade of 80 % at Florida.
- Was named to the PFF College Team of the Week following the season-opener.

RANKED WINS UNDER JONES

- Tennessee had recorded six wins over ranked foes since Butch Jones took over as head coach in 2013.
- Five of those six victories have come since 2015.
- The Vols were 1-22 vs. ranked teams in the five seasons prior to Jones' arrival.

UT WINS OVER RANKED TEAMS UNDER JONES

Date	Opponent	Location	Score
10/19/13	#11 South Carolina	Knoxville	23-21
10/10/15	#19 Georgia	Knoxville	38-31
1/1/16	#12 Northwestern	Tampa, Fla.	45-6
9/24/16	#19 Florida	Knoxville	38-28
10/1/16	#25 Georgia	Athens, Ga.	34-31
12/20/16	#24 Nebraska	Nashville, Tenn.	38-24

VOLS IN PRESEASON POLLS

- The Vols have been preseason ranked in the AP Poll and Coaches' Poll for three straight seasons.
- UT is one of 10 teams to be ranked in the Preseason Amway Coaches' Poll three years running.
 - Tennessee (25, 10, 24)
 - Ohio State (1, 5, 2)
 - Alabama (3,1,1)
 - Florida State (8, 4, 3)
 - Georgia (9, 16, 15)
 - Southern California (10, 17, 4)

2017 AWARDS AND HONORS

HEAD COACH BUTCH JONES • 5th Season

Dodd Trophy Watch List

EVAN BERRY • DB • SR

Athlon Preseason Second Team All-American
Athlon Preseason All-SEC First Team
Preseason Coaches All-SEC Second Team
SEC Media Days All-SEC Second Team
Hornung Award Watch List

MARQUEZ CALLAWAY • WR • SO

PFF College Football Team of the Week - WR

TY CHANDLER • RB • FR

SEC Freshman of the Week (9/11)

TREVOR DANIEL • P • R-SR

The Athletic Midseason All-SEC Team
Ray Guy College Punter of the Week (9/4)
Athlon Preseason All-SEC Third Team
Preseason Coaches All-SEC Third Team
SEC Media Days All-SEC Third Team
Ray Guy Award Watch List

JAUAN JENNINGS • WR • JR

Athlon Preseason All-SEC Third Team
Preseason Coaches All-SEC Third Team
SEC Media Days All-SEC Third Team

JOHN KELLY • RB • JR

PFF College Football Team of the Week - RB (9/5)
PFF College Football Team of the Week - RB (9/19)

TODD KELLY JR. • DB • SR

Wuerffel Trophy Watch List
Lott IMPACT Trophy Watch List
AFCA Good Works Team Nominee

BRETT KENDRICK • OL • R-SR

PFF College Football Team of the Week - OL

DARRIN KIRKLAND JR. • LB • JR

Athlon Preseason All-SEC Third Team

JONATHAN KONGBO • DE • R-JR

PFF College Football SEC Team of the Week - DE (9/26)

JASHON ROBERTSON • OL • SR

Athlon Preseason All-SEC Third Team
Preseason Coaches All-SEC Third Team
SEC Media Days All-SEC Second Team
Outland Trophy Watch List

ETHAN WOLF • TE • SR

Mackey Award Watch List

- Clemson (12, 2, 5)
- LSU (13, 6, 12)
- Oklahoma (19, 3, 8)
- Stanford (21, 7, 14)

JONES IN HOME OPENERS

- Head coach Butch Jones improved to 10-1 in his career in home openers with a 42-7 win over Indiana State in the Vols' first home game this season. His average margin of victory in home openers is 28.9 points.
- Jones is 4-1 in home openers at Tennessee.

BUTCH JONES IN HOME OPENERS, CAREER

Year	School	Opponent	Result
2007	C. Michigan	Toledo	W, 52-31
2008	C. Michigan	Eastern Illinois	W, 31-12
2009	C. Michigan	Alcorn State	W, 48-0
2010	Cincinnati	Indiana State	W, 40-7
2011	Cincinnati	Austin Peay	W, 72-10
2012	Cincinnati	Pittsburgh	W, 34-10
2013	Tennessee	Austin Peay	W, 45-0
2014	Tennessee	Utah State	W, 38-7
2015	Tennessee	Oklahoma	L, 31-24 (2OT)
2016	Tennessee	App State	W, 20-13 (OT)
2017	Tennessee	Indiana State	W, 42-7

THREE STRAIGHT BOWL WINS

- With a 55-0 win over Tennessee Tech in Week 10 (Nov. 5) of the 2016 season, the Volunteers became bowl eligible for the third consecutive season under Butch Jones.
- Tennessee had not appeared in three consecutive

bowl games since the 2002-04 seasons under Phillip Fulmer. Those years capped a streak of 16 consecutive bowl appearances for the Vols from 1989-2004.

- Tennessee is one of nine programs to win three consecutive bowl games over the last three seasons:

- Tennessee
- Clemson
- Wisconsin
- Stanford
- Georgia
- Virginia Tech
- Utah
- Louisiana Tech
- Western Kentucky

BACK-TO-BACK NINE-WIN SEASONS

- Tennessee is one of 22 teams to win nine or more games in each of the past two seasons and one of just three SEC teams to do so.

- Tennessee
- Alabama
- Florida
- Temple
- Houston
- Navy
- Clemson
- FSU
- Oklahoma
- Oklahoma State
- Ohio State
- Michigan
- Wisconsin
- WKU
- Louisiana Tech
- BYU
- Toledo
- Boise State
- San Diego State
- Stanford
- Utah
- Appalachian State

BUTCH JONES EFFECT

- Overall Record 3 years prior to Jones: 16-21
- SEC Record 3 Years prior to Jones: 5-19
- Overall Record in Jones' first 2 years: 12-13
- SEC Record in Jones' first 2 years: 5-11
- Overall Record in Jones' last 2-plus years: 21-12
- SEC Record in Jones' last 2-plus years: 9-11

ACADEMIC SUCCESS UNDER JONES

- In 2016, three Vols collected Academic All-District honors, while every senior on the 2016 team graduated with a degree.
- Last spring, VFL Joshua Dobbs received the Torchbearer Award for 2016-17 – the highest honor given to a student at the University of Tennessee in recognition of their accomplishments in the community and academics.
- Additionally, 67 student-athletes earned Vol Scholar designation in 2016-17 for having a 3.0 GPA.
- UT football has achieved its highest-ever GPA, single-year and multi-year APR, and Graduation Success Rate during Jones' first four years at the helm. Over the last two seasons, 26 Vols have played in bowl games as college graduates.

JONES ON DODD TROPHY WATCH LIST

- Tennessee head coach Butch Jones is one of 19 coaches who have been named to the preseason watch list for the 2017 Dodd Trophy.
- The list includes 19 of the nation's top college football coaches representing all Power 5 conferences and the American Athletic Conference.

- The Dodd Trophy, college football's most coveted coaching award, celebrates the head coach of a team who enjoys success on the gridiron, while also stressing the importance of scholarship, leadership and integrity – the three pillars of legendary coach Bobby Dodd's philosophy. Dodd was Georgia Tech's head coach from 1945-66 and was also a three-year Tennessee letterman from 1928-30, earning All-America honors in 1930.
- The watch list was created through a selection process by the Bobby Dodd Coach of the Year Foundation and Chick-fil-A Peach Bowl, taking into consideration each program's graduation rate, commitment to service and charity in the community, projected success for the 2017 season and Academic Progress Rate (APR).

HC EXPERIENCE ON STAFF

- Tennessee has four assistant coaches that boast Division I head coaching experience.
- Associate head coach Brady Hoke and defensive coordinator Bob Shoop have each logged full-time head coaching experience, while offensive coordinator Larry Scott and quarterbacks coach Mike Canales have each served in interim roles.
- Hoke became the first Michigan head coach to go undefeated at home in his first two seasons since Fielding Yost in 1901-02. Hoke also became one of eight coaches to direct a team to a BCS bowl in his first season while he became the third coach to direct a team to a BCS bowl victory in his first season. Nationally, he was named the Maxwell Football Club Collegiate Coach of the Year and was named a finalist for three other national coach-of-the-year honors: the Bear Bryant, Eddie Robinson and Liberty Mutual awards. The Big Ten Conference's coaches voted Hoke as the inaugural recipient of the Hayes-Schembechler Coach-of-the-Year Award, while the Big Ten media named him the Dave McClain Coach of the Year.
- As Miami's interim head coach, Scott led the Hurricanes to a 4-2 record and a berth in the Sun Bowl.

UT COACHES WITH HC EXPERIENCE

Brady Hoke (DL)	Michigan	2011-14 (12 seasons total)
Bob Shoop (DC)	Columbia	2003-05
Larry Scott (OC/TE)	Miami	2015 (interim)
Mike Canales (QB)	North Texas	2010, 2015 (interim)

NO-FLY ZONE

- Tennessee's passing defense has held opponents to an average of 158.1 passing yards per game, the fourth-best mark among FBS schools.
- The average ranks second in the SEC, allowing just 4.5 more yards than Mississippi State (153.6)
- UT held No. 7 Georgia to just 84 yards through the air in the Vol's first home SEC game of the season on September, 30. It's the second time Tennessee has held an opponent to fewer than 100 yards passing this season, having also held Indiana State to just 93 yards through the air (9/9).

GAULDEN GOING STRONG

- Tennessee redshirt junior DB Rashaan Gaulden has been one of the Vols' top defensive players this season.
- Gaulden ranks fifth on the team with 42 tackles and fourth with three TFLs. He is also tied for the team lead with one interception and has forced a fumble and recovered one.
- The Spring Hill, Tenn., native tied a career high with 10 tackles vs. South Carolina (10/14).
- Gaulden was targeted five times against USC and allowed just two catches for four yards, limiting Gamecocks' QB Jake Bentley to a 47.9 passer rating in those situations.

VOLS IN 2017 STAT RANKINGS

TEAM (FBS & SEC)

Category	FBS	SEC	Value
Rushing Offense	107	11	124.6
Passing Offense	111	14	165.1
Passing Efficiency	114	14	109.29
Total Offense	125	14	289.7
Scoring Offense	116	14	19.6
Rushing Defense	122	13	247.0
Passing Yards Allowed	4	2	158.1
Pass Efficiency Defense	76	9	130.12
Total Defense	79	10	405.1
Scoring Defense	69	10	26.9
Net Punting	19	5	41.09
Punt Return Average	18	4	13.22
Kickoff Return Average	9	2	26.53
Turnover Margin	93	11	-0.43
Sacks	55	9	2.14
Sacks Allowed	84	7	2.29
Tackles for Loss	78	10	5.6

INDIVIDUALS (TOP 50 FBS)

Category	Name	Rk	Value
All Purpose	John Kelly	33	124.29
Rushing Yards	John Kelly	43	615
Rushing YPG	John Kelly	37	87.9
Sacks	Colton Jumper	47	0.64
Forced Fumbles	Nigel Warrior	32	0.29
Punting	Trevor Daniel	4	47.7
Punt Returns	Marquez Callaway	15	13.2
KO Returns	Ty Chandler	11	28.2
KO Return TDs	Ty Chandler	8	1

INDIVIDUALS (TOP 10 SEC)

Category	Name	Rk	Value
All Purpose	John Kelly	2	124.29
Total TDs	John Kelly	6	6
Completions/Game	Quinten Dormady	9	12.67
Yards/Completion	Quinten Dormady	10	12.17
Rushing TDs	John Kelly	6	6
Rushing Yards	John Kelly	5	615
Rushing YPG	John Kelly	4	87.9
Total Tackles	Daniel Bituli	5	8.1
Sacks	Colton Jumper	8	0.64
Forced Fumbles	Nigel Warrior	6	0.29
Fumbles Recovered	Micah Abernathy	T7	1
	Rashaan Gaulden	T7	1
	Cortez McDowell	T7	1
	Darrell Taylor	T7	1
Punting	Trevor Daniel	2	47.7
Punt Returns	Marquez Callaway	2	13.2
KO Returns	Ty Chandler	2	28.2
KO Return TDs	Ty Chandler	2	1



SPECIAL TEAMS SPOTLIGHT

DANIEL'S THE GUY

- On top of being selected to the Senior Bowl Watch List and his Preseason All-SEC accolades, Trevor Daniel was named to the preseason watch list for the 2017 Ray Guy Award. The award is given annually to the nation's top punter.
- Daniel was recently named to The Athletic's Midseason All-SEC Team
- Daniel currently ranks fourth nationally with a 47.7 net punting average.**
- Daniel started the 2017 season vs. Georgia Tech (9/4) with five punts inside the 20-yard line and one punt inside the 10-yard line. He also tied his career-long punt of 70 yards (at SC, 2016) during the first quarter against the Yellow Jackets. His performance earned him Ray Guy Punter of the Week honors (9/5).
- Of Daniel's four punts vs. Indiana State (9/9), he landed three inside the 10-yard line and had two punts over 50 yards.
- Daniel finished the game vs. UMass (9/23) with eight punts for 391 yards and a 48.9 average. He had four punts over 50 yards and landed two punts inside the five-yard line.
- Carded efforts of 56 (1Q), 53 (1Q), 52 (2Q) and 53 yards (4Q) vs. Georgia on Sept. 30, en route a 46.3 punting average
- Finished the South Carolina game (10/14) with a 52.3 punting average, marking a career-best. The average tied for third in UT's single-game record book. VFL Chris Hogue last recorded a 52.3 punting average vs. Nebraska in the 1998 Orange Bowl. Daniel's previous career-high of 51.3 was set at Florida in 2015.
- In 2016, Daniel posted a 44.6-yard average with 28 of his 70 punts inside the 20, 29 fair catches and 21 punts of 50 or more yards.
- Daniel was a candidate for the Ray Guy Award in both 2015 and 2016.

BEST PUNTING AVERAGE IN CAREER AT UT

- 45.7 Trevor Daniel (174/7,960) 2015-Pres.**
- 43.9 J. Colquitt (201/8,816) 1981-84
- 42.9 Michael Palardy (117/5,024) 2010-13

- Daniel continues Tennessee's rich history of punting excellence. **His 45.7-yard career punting average ranks second among active NCAA punters, regardless of division, and is tops in UT history.**
- There are currently four former Vols punting for NFL teams: Dustin Colquitt (Kansas City Chiefs), Britton Colquitt (Cleveland Browns), Matt Darr (Miami Dolphins), Michael Palardy (Carolina Panthers)

CHARTING: K AARON MEDLEY

- With 53 career field goals, Medley moved into fourth place on UT's all-time FGs made list, tying Alex Walls (1999-2000).**
- Medley scored the most points by a kicker in school history in 2015 (118) and made 20-plus field goals in his first two seasons on Rocky Top.

MOST POINTS SCORED IN A CAREER AT UT

- 371 Jeff Hall (61 FG, 188 PAT) 1995-98
- 336 Aaron Medley (54 FG, 168 PAT) 2014-Pres.**
- 325 James Wilhoit (59 FG, 148 PAT) 2003-06
- 317 John Becksvoort (53 FG, 161 PAT) 1991-94
- 314 Fuad Reveiz (71 FG, 101 PAT) 1981-84

MOST FIELD GOALS MADE IN A CAREER AT UT

- 71 Fuad Reveiz 1981-84
- 61 Jeff Hall 1995-98
- 59 James Wilhoit 2003-06
- 54 Aaron Medley 2014-Pres.**
- 53 Alex Wallis 1999-2000

BERRY IN THE RECORD BOOKS

- Evan Berry is one of 46 multi-talented college football student-athletes on the 2017 Watch List for the Paul Hornung Award presented by Texas Roadhouse. The Paul Hornung Award, now in its eighth season, is given annually to the most versatile player in major college football.
- In the 2017 season opener vs. Georgia Tech (9/4), Berry returned two kicks for 86 yards, including a season-long 51-yard return. The return is his longest since UT's game at South Carolina in 2016 when he returned a kick for 100-yard touchdown.
- The Georgia native earned Athlon Preseason All-America honors this offseason and was a 2016 Coaches Second Team All-SEC selection after averaging 32.9 yards on 14 kick returns, including a 100-yard return for a touchdown at South Carolina on Oct. 29.
- In 2016, he also tallied 12 tackles and one tackle for loss. As a sophomore in 2015, he ranked first in the NCAA with a 38.3-yard kickoff return average and was named a First Team All-American by Walter Camp, Sporting News and Sports Illustrated.
- For his career, Berry has returned 51 kicks for 1,763 yards, a UT-record 34.6-yard average and four touchdowns. His 34.6-yard career kickoff return average is the best mark of any current player in the NCAA, regardless of division.**

MOST KICKOFF RETURN YARDS IN CAREER AT UT

- 1,854 Willie Gault 1979-82
- 1,788 Leonard Scott 1999-2002
- 1,763 Evan Berry 2014-Pres.**

MOST KR/PR YARDS IN CAREER AT UT

- 2,153 Willie Gault (659 PR, 1,854 KR) 1979-82
- 1,855 Devrin Young (312 PR, 1,543 KR) 2011-14
- 1,788 Leonard Scott (1,788 KR) 1999-2002
- 1,763 Evan Berry (1,677 KR) 2014-Pres.**

SACK PARTY

- Tennessee's defense logged seven sacks against UMass (9/23), marking the Vols' most since posting seven against Vanderbilt on Nov. 22, 2008.
- It was also the first time since UT's Oct. 8 game at Texas A&M in 2016 that six different players recorded a sack: Kendal Vickers (0.5), Colton Jumper (2.5), Kahlil McKenzie (1), Jonathan Kongbo (1), Alexis Johnson (1) and Elliott Berry (1).
- Colton Jumper's 2.5 sacks vs. UMass (9/23) were the most by a Vol in a single game since VFL Derek Barnett collected 3.0 sacks at South Carolina on Oct. 29, 2016.
- With 4.5 sacks this season, Jumper is tied for eighth in the SEC.**

JUMPING OFF THE STAT SHEET

- Senior LB Colton Jumper is in the midst of a career season, as he leads the team in TFLs (7.0) and sacks (4.5), both single-season career bests.
- Entering Tennessee's game at Florida, Jumper had zero career sacks. Over the past five games, Jumper has a combined 4.5 sacks, and is currently tied for eighth in the SEC in that category.

SHAMBURGER MAKES SPLASH

- Freshman defensive back Shawn Shamburger made a splash in his first career-start for Tennessee, leading the Vols with 12 tackles and a sack vs. No. 1 Alabama (10/21).
- Shamburger's 12 tackles tied for the fifth most tackles by a Tennessee player in a single game this season, and the most by a Vol in an SEC game in that span.
- It's also the most tackles by a true freshman since Brian Randolph, Tennessee's all-time leader in games played, also had 12 against Kentucky in 2011.
- On Alabama's fifth drive, Shamburger brought down UA quarterback Jalen Hurts for a one-yard sack on 1st-and-10 from the UT 48. The sack was the first of Shamburger's career.
- Late in the second quarter, Hurts completed a 34-yard pass to Irv Smith Jr. and Shamburger stripped the ball from Smith and the ball rolled out of the back of the end zone. However, Jonathan Kongbo was called for illegal hands to the face, negating the turnover.

97-YARD INT RETURN FOR BITULI

- With 6:03 remaining in the third quarter, sophomore linebacker Daniel Bituli intercepted a pass from Alabama quarterback Tua Tagovailoa and returned it 97 yards for a score.
- It marked UT's first pick-six since Jonathan Kongbo returned an interception 59 yards against Missouri on Nov. 19, 2016.
- Bituli's 97-yard interception return ranks as the fourth-longest in school history and the longest since Evan Berry's 100-yard return against Northwestern in the Outback Bowl on Jan. 1, 2016.

CAREER FIRSTS ON DEFENSE

- On No. 1 Alabama's fifth drive, freshman defensive back Shawn Shamburger brought down UA quarterback Jalen Hurts for a one-yard sack on 1st-and-10 from the UT 48. The sack was the first of Shamburger's career.
- Sophomore safety Nigel Warrior recorded the first sack of his career during Alabama's second drive of the first quarter. On 3rd-and-3 from the Alabama 32, Warrior brought down Alabama quarterback Jalen Hurts for a two-yard sack to force the Crimson Tide to punt. The sack also marked

- Warrior's first tackle for loss of the season.
- Three seconds into the second quarter vs. No. 7 Georgia, senior defensive back Justin Martin intercepted Jake Fromm's first pass (and the first of his career) to set up a Tennessee drive starting at the UGA 27 (9/30).
- Martin has forced a turnover (one forced fumble and one interception) in each of Tennessee's last two SEC games. Martin had previously never forced a turnover.
- Redshirt sophomore defensive end Darrell Taylor forced the first fumble of his career during Georgia's opening drive of the third quarter, forcing the Bulldogs to punt (9/30).
- Redshirt sophomore linebacker Quart'e Sapp had a career game vs. Georgia, collecting 10 tackles and the first tackle for loss of his career (9/30)
- With under seven minutes to go in the second quarter vs. UMass, redshirt junior defensive lineman Alexis Johnson brought down Andrew Ford for a four-yard loss, marking the first sack of his UT career (9/23).
- With 1:17 left in the third quarter, senior linebacker Elliott Berry sacked Ford for a three-yard loss to the UMass 27 (9/23). It was the first sack of Berry's career.
- Senior linebacker Colton Jumper sacked Florida quarterback Felipe Franks for a nine-yard loss on 3rd-and-8 two minutes into the second quarter (9/16). It marked the first sack of Jumper's career in his 29th career game and was the first sack by a Vols linebacker since Darrin Kirkland had a sack versus Virginia Tech on Sept. 10, 2016.
- Redshirt sophomore Darrell Taylor also recorded the first sack of his career for a 15-yard loss with just under nine minutes remaining in the first half at Florida (9/16). He also recovered the first fumble of his career during the third quarter.
- Senior Justin Martin and sophomore Nigel Warrior both recorded the first forced fumbles of their careers during the second half against Florida (9/16).
- Freshman DE Deandre Johnson logged the Vols' first sack of 2017 in the fourth quarter vs. Indiana State (9/9) when he strip sacked Sycamores' QB Isaac Harker for a 10-yard loss on a 3rd-and-8. The sack was also Johnson's first of his career.

FIRST HALF STATS

- UT held South Carolina to 104 yards total offense (49 rushing and 55 passing) in the first half. Rashaan Gaulden, Quart'e Sapp, Micah Abernathy, Justin Martin, Kyle Phillips and Shaq Wiggins each had at least two tackles in the half (10/14).
- Tennessee held South Carolina to just three points in the first half, marking the third time this season the Vols have held an opponent without a touchdown in the first half.
- On Sept. 9, UT held Indiana State scoreless in the first half and went on to win 42-7. On Sept. 16, the Vols trailed Florida, 6-3, at halftime before falling to the Gators, 26-20.

THIRD DOWN, LET'S GO

- This season, Tennessee has limited opposing defenses to just 17 third down conversions on 54 attempts while playing in Neyland Stadium.
- UT's defense stymied Indiana State on third downs during a 42-7 win on Sept. 9. The Sycamores were 0-of-11 on third-down conversions.
- The Vols last held an opponent to one third-down conversion or less on Sept. 19, 2015, when Tennessee held Western Carolina to 1-of-12.

BITULI TACKLES UT RECORDS

- Sophomore linebacker Daniel Bituli is tied for fifth in the SEC with 8.1 tackles per game

- Bituli posted a career-high 23 tackles against Georgia Tech in UT's season opener on Sept. 4.
- The Tennessee native's career outing tied for the eighth-most tackles in a single game in UT history. Former Vol Keith Delong last collected 23 tackles vs. Alabama in 1988.
- Bituli's 23 tackles were more than any Vol had in any game in 2016. Jalen Reeves-Maybin had a UT season-high 13 tackles against Virginia Tech in the Battle at Bristol on Sept. 10, 2016, at Bristol Motor Speedway. Reeves-Maybin was the last Vol to record 20 tackles in a game as he tallied 21 total stops against Oklahoma on Sept. 12, 2015.

DANIEL MAKES CASE FOR RAY GUY

- Redshirt senior punter Trevor Daniel ranks third in the SEC and fourth nationally among FBS punters with an average of 47.7 yards per attempt.
- On his second punt of the game vs. No. 1 Alabama, Daniel pinned the Crimson Tide at its own two-yard line in the first quarter (10/21).
- He booted a 60-yard punt in the fourth quarter that resulted in a forced fumble by D.J. Henderson that was recovered by Rashaan Gaulden, giving the Vols the ball on the UA20.
- Daniel's 72-yard punt in the fourth quarter vs. the Gamecocks is a career-long (10/14). It's also the longest punt in a regular-season game by a Tennessee player since VFL Joey Chapman booted a 74-yard punt vs. Pacific in 1990.
- Daniel has now placed 18 punts inside the 20 this season with a 60-yard punt to the UA15 in the fourth quarter at No. 1 Alabama. The total is first in the SEC and tied for fifth nationally. He has pinned 71 punts inside the 20 for his career.
- Daniel has boomed seven punts inside the 10 in 2017 and 34 for his career.

SEC Ranking - Punts 1-20

Player	Attempts	I-20
1. Trevor Daniel (Tennessee)	44	18
2. Matt Panton (Kentucky)	40	15
Corey Fatony (Mizzou)	31	15
4. Johnny Townsend (Florida)	34	14
JK Scott (Alabama)	24	14

NCAA Punting Average Rankings (FBS)

Player	Punts	Yards	Avg
1. Michael Dickson (Texas)	38	1,863	49.0
2. Johnny Townsend (Florida)	34	1,650	48.5
2. Corey Bojorquez (New Mexico)	33	1,578	47.8
3. Trevor Daniel (Tennessee)	44	2,098	47.7

NCAA Active Career Punting Leaders

Player	Punts	Yards	Avg
1. Johnny Townsend (Florida)	210	9,697	46.2
2. Trevor Daniel (Tennessee)	174	7,960	45.7
3. JK Scott (Alabama)	213	9,700	45.5

HOUSE CALL FOR CHANDLER

- True freshman running back Ty Chandler returned the opening kickoff vs. Indiana State (9/9) 91 yards for a touchdown to put the Vols up 7-0 just 14 seconds into the game.
- Chandler became the first Vol to return an opening kick for a touchdown since Oct. 3, 2015 when Evan Berry did so vs. Arkansas. He is the first Tennessee true freshman to accomplish the feat since Leonard Scott returned one for 100 yards against Georgia in 1999.
- Chandler earned SEC Freshman of the Week honors on last week.

TO THE CHECKERBOARDS!

- Since Butch Jones took over the helm of the program in 2013, Tennessee has scored 11 touchdowns on kick returns and punt returns combined. Alabama leads the nation with 14.

THIS DAY IN HISTORY

OCTOBER

28

THE RECORD: 13-4
THE STREAK: W4
LAST TIME: W, 31-24 at South Carolina Oct. 28, 2006

LAST FIVE GAMES ON OCTOBER 21:

1978	L, 21-34	Mississippi State (Memphis, Tenn.)
1989	W, 45-39	Louisiana State
1995	W, 56-21	South Carolina
2000	W, 17-14	No. 17 South Carolina
2006	W, 31-24	South Carolina

NOTABLE: On October 28, 2000, an unranked Tennessee team beat No. 17 South Carolina in Columbia as part of a six-game winning streak that landed the Vols in the Cotton Bowl.

FUTURE SCHEDULES

2018

Sept. 1	vs. West Virginia †
Sept. 8	ETSU
Sept. 15	UTEP
Sept. 22	Florida
Sept. 29	at Georgia
Oct. 13	at Auburn
Oct. 20	Alabama
Oct. 27	at South Carolina
Nov. 3	Charlotte
Nov. 10	Kentucky
Nov. 17	Missouri
Nov. 24	at Vanderbilt

2019

Aug. 31	Georgia State
Sept. 7	BYU
Sept. 14	Chattanooga
Nov. 2	UAB

2020

Sept. 5	Charlotte
Sept. 12	Oklahoma
Sept. 19	Furman

2021

Sept. 4	Bowling Green
Sept. 11	Pittsburgh
Sept. 18	South Alabama

2022

Sept. 3	Ball State
Sept. 10	at Pittsburgh
Sept. 17	Army West Point

2023

Sept. 1 or 2	BYU
--------------	-----

2024


Sept. 7	Oklahoma
---------	----------

† Bank of America Stadium; Charlotte

SEPTEMBER 1, 2018:

CHARLOTTE

The Charlotte Sports Foundation announced July 22, 2014 that UT will open the 2018 season against West Virginia at Bank of America Stadium in Charlotte, N.C. This will be the initial game between the schools on the gridiron and UT's first-ever game in Charlotte.



- In kick returns alone, the Vols have five touchdowns since 2013. Duke leads the country with eight heading into Week 9.
- With nine special teams touchdowns since 2015, Tennessee is tied for second with Washington and San Diego State and trails only Alabama (10) among FBS schools.
- In kick returns alone since 2015, the Vols are tied for second with five touchdowns behind San Diego State (8).

UT PUNT & KICKOFF RETURN TDs UNDER JONES

Player	Type	Yds	Opponent	Date
Ty Chandler	KR	91	Indiana State	9/9/17
Marquez Callaway	PR	62	Tennessee Tech	11/5/16
Evan Berry	KR	100	at S. Carolina	10/29/16
Cam Sutton	PR	85	Vanderbilt	11/28/15
Cam Sutton	PR	84	at Kentucky	10/31/15
Evan Berry	KR	100	at Kentucky	10/31/15
Evan Berry	KR	96	Arkansas	10/3/15
Alvin Kamara	PR	50	W. Carolina	9/19/15
Evan Berry	KR	96	W. Carolina	9/19/15
Cam Sutton	PR	76	at Vanderbilt	11/29/14
Devaun Swafford	PR (B)	15	Georgia	10/5/13

NOT IN MY HOUSE

- Prior to the season opener against Georgia Tech (9/4), Tennessee last denied a two-point conversion to win a game on Sept. 9, 2006.
- Erik Ainge threw for 333 yards, and No. 11 Tennessee held off a scrappy Air Force team when Xavier Mitchell stuffed the Falcons' late 2-point conversion attempt to give the Volunteers a 31-30 victory.

MOST OT GAMES, WINS EVER

- Tennessee's double overtime win over Georgia Tech in Atlanta marked UT's 20th overtime game in program history—the most of any FBS team since the overtime rule was implemented during the 1995-96 bowl season.
- The victory over the Yellow Jackets also marked UT's 13th overtime win in school history—the most among FBS programs.
- The Vols are 13-7 in overtime games and their 20 overtime appearances are the most in FBS history.

OVERTIME GAMES, FBS

Team	Total	Wins	Losses	Pct.
Tennessee	20	13	7	.650
Arkansas	19	12	7	.632
TCU	18	8	10	.444
Utah	17	9	8	.529
Oregon	17	9	8	.529
Fresno State	17	7	10	.417
Missouri	16	11	5	.688

2016 IN REVIEW

- In 2016, the Vols finished in the Top 25 (CFP No. 21, AP No. 22, Coaches No. 24) for the second straight season. Led by Dobbs at quarterback, the Vols put together the most prolific offense in Big Orange history.
- The Vols' explosive offense set a new school record for points scored (473), while piling up 5,768 yards of total offense – the second-most in Tennessee history.
- UT had the SEC's second-best scoring offense at 36.3 points per game.
- On defense, VFL and first round draft pick Derek Barnett totaled an SEC-best 13.0 sacks en route to consensus All-America accolades and broke Reggie White's career sack record with 33.0.

ELI WOLF EARNS SCHOLARSHIP

- Head Coach Butch Jones awarded redshirt sophomore walk-on Eli Wolf a scholarship during training camp on August 15 during Tennessee's "Circle of Life" drill.
- As Wolf squared off with his older brother Ethan Wolf, a senior tight end for the Vols, Jones blew his whistle to start the drill. Eli and Ethan lunged towards each other only to be stopped right before contact by a second Jones whistle. Jones then handed Eli Wolf a slip of paper announcing that he would receive a scholarship.
- To the coaching staff and Team 121, Wolf's consistency and work ethic in the weight room and on the field have been invaluable and played a part in the decision to award him a scholarship.

SI.COM TOP 400 NFL PLAYERS

• Players Who Competed Under Jones

- Antonia Brown (#10)
- Travis Kelce (#21)
- Derek Wolfe (#161)
- Joe Staley (#201)

• VFLs on List

- Eric Berry (#27)
- Jason Witten (#79)
- Malik Jackson (#153)
- Ramon Foster (#219)
- Robert Ayers (#252)

2017 NFL DRAFT RECAP

- Jones' fourth Tennessee team found additional success following the season when six Vols were selected in the 2017 NFL Draft in the spring.
- At No. 14, Derek Barnett became the highest drafted Vol since Eric Berry (No. 5) in 2010 and UT had its most players drafted in the first four rounds since 2002 as all six Vols were selected before the start of the fifth round.
- In addition to Barnett, who became the UT's 46th first-round pick all-time, Alvin Kamara (third round, No. 67, New Orleans Saints), Cameron Sutton (third round, No. 94, Pittsburgh Steelers), Jalen Reeves-Maybin (fourth round, No. 124, Detroit Lions), Josh Malone (fourth round, No. 128, Cincinnati Bengals) and Joshua Dobbs, (fourth round, No. 135, Steelers) were all selected in the draft.

MANNING HEADED TO CFB HOF

- In January it was announced that Tennessee legend Peyton Manning will be inducted into the College Football Hall of Fame this December.
- Manning will become the 23rd Volunteer player to be inducted into the College Football Hall of Fame.
- Manning was recognized for this incredible accomplishment during halftime of Tennessee's game vs. Georgia (Sept. 30).
- The midfield ceremony served as the NFF's official "On-Campus Salute" of Manning's selection to the College Football Hall of Fame.

FOUR GRADUATES ON TEAM 121

- Five Volunteers on Tennessee's 2017 squad have completed their undergraduate degrees. An SEC Graduate patch will be displayed on each of their

2017 VOLS WITH NFL DADS

TODD KELLY JR.

Father, Todd Kelly Sr., played a combined four seasons with the San Francisco 49ers, Cincinnati Bengals and Atlanta Falcons

KAHLIL MCKENZIE

Father, Reggie McKenzie, starred in the NFL from 1985-92 with the Los Angeles Raiders, Phoenix Cardinals and San Francisco 49ers. He is also the current general manager for the Oakland Raiders.

NIGEL WARRIOR

Father, Dale Carter, was a first round draft pick by the Kansas City Chiefs in 1992 before going on to win the NFL Defensive Rookie of the Year Award. Carter was a 4-time Pro Bowler (1994-97) and 2-time All-Pro (1995 & 1996).

BAYLEN BUCHANAN

Father, Ray Buchanan, played in the NFL from 1993-2004 with the Indianapolis Colts, Atlanta Falcons and Oakland Raiders. He was a 2-time All-Pro (1994 & 1998).

DILLON BATES

Father, Bill Bates, played in the NFL for the Dallas Cowboys for 15 seasons from 1983-97, winning three Super Bowl titles

KIVON BENNETT

Father, Cornelius Bennett, was the No. 2 overall pick in the 1987 NFL Draft by the Indianapolis Colts. He was a 3-time All-Pro, 2-time AFC Defensive Player of the Year (1988 & 1991) and played in five Super Bowls over his 14-year career.

2017 WEEKLY AWARDS AND HONORS

TREVOR DANIEL • P • R-SR

Ray Guy Punter of the Week (9/5)

TY CHANDLER • RB • FR

SEC Freshman of the Week (9/11)

MARQUEZ CALLAWAY • WR • SO

PFF College Football Team of the Week - WR (9/5)

JOHN KELLY • RB • JR

PFF College Football Team of the Week - RB (9/5)
PFF College Football Team of the Week - RB (9/19)

BRETT KENDRICK • OL • R-SR

PFF College Football Team of the Week - OL (9/5)

JONATHAN KONGBO • R-JR • DE

PFF College Football SEC Team of the Week - DE (9/26)

WEEKLY GAME CAPTAINS

Game vs. Georgia Tech	Captains
Indiana State	John Kelly, Cortez McDowell, Kendal Vickers, Jashon Robertson
at Florida	Emmanuel Moseley, Colton Jumper, Brett Kendrick, Jashon Robertson
UMass	Emmanuel Moseley, Kendal Vickers, Jakob Johnson, Jashon Robertson
Georgia	John Kelly, Rashaan Gauden, Kendal Vickers, Trevor Daniel
South Carolina	John Kelly, Kendal Vickers, Colton Jumper, Ethan Wolf
at Alabama	John Kelly, Rashaan Gauden, Kendal Vickers, Ethan Wolf

ALL-TIME WINS (FBS PROGRAMS)

No.	Team	Won	Lost	Tied	Pct.	Games
1.	Michigan	940	336	36	.731	1312
2.	Notre Dame	902	322	42	.728	1266
3.	Texas	894	364	33	.706	1291
4.	Nebraska	892	376	40	.698	1308
5.	Ohio State	892	323	53	.723	1268
6.	Alabama	886	327	43	.721	1256
7.	Oklahoma	878	322	53	.722	1252
8.	Penn State	874	385	42	.687	1301
9.	Tennessee	832	379	53	.682	1262
10.	USC	829	338	54	.701	1221
11.	Georgia	802	418	54	.650	1274
12.	LSU	784	410	47	.650	1241
13.	Auburn	756	434	47	.629	1236
14.	West Virginia	742	487	45	.600	1274
15.	Virginia Tech	735	462	46	.609	1243

JOHN KELLY

JUNIOR, RB, DETROIT, MICH.

124.3 YARDS FROM SCRIMMAGE PER GAME

2ND IN THE SEC

6 TD

6TH IN THE SEC

87.9 YPG

4TH IN THE SEC

One of just three players in the Power 5 to lead team in rushing yards & receptions. (Other are Penn State's Saquon Barkley & Northwestern's Justin Jackson)

Has the 5th most rushing yards by a Tennessee Running Back through 7 games since 2001 (615)

"MAKE NO MISTAKE ABOUT IT. HE'S THE HEART AND SOUL OF OUR TEAM"

Lute Jones
TENNESSEE HEAD COACH

PROGRAM MILESTONES

■ PROGRAM MILESTONES

VICTORIES

No.	Date	Score	Opponent	Place
1	Oct. 15, 1892	25-0	Maryville	Maryville
50	Oct. 17, 1908	7-0	Kentucky State	Knoxville
100	Nov. 6, 1920	49-0	Transylvania	Knoxville
150	Oct. 27, 1928	26-7	Washington & Lee	Knoxville
200	Oct. 13, 1934	27-0	Mississippi	Knoxville
250	Nov. 16, 1940	41-14	Virginia	Knoxville
300	Oct. 16, 1948	21-6	Alabama	Knoxville
350	Oct. 15, 1955	20-0	Alabama	Birmingham
400	Nov. 9, 1963	26-0	Tulane	New Orleans
450	Oct. 3, 1970	48-3	Army	Knoxville
500	Nov. 22, 1975	17-13	Kentucky	Lexington
550	Nov. 26, 1983	34-24	Vanderbilt	Knoxville
600	Jan. 1, 1990	31-27	Arkansas	Dallas (Cotton)
650	Oct. 7, 1995	49-31	Arkansas	Fayetteville
700	Sept. 2, 2000	19-16	Southern Mississippi	Knoxville
750	Oct. 1, 2005	27-10	Mississippi	Knoxville
800	Aug. 31, 2013	45-0	Austin Peay	Knoxville

Current Total: 832 wins

LOSSES

No.	Date	Score	Opponent	Place
1	Nov. 21, 1891	24-0	Sewanee	Chattanooga
50	Nov. 6, 1909	51-0	Vanderbilt	Nashville
100	Oct. 19, 1935	25-0	Alabama	Knoxville
150	Sept. 27, 1958	13-0	Auburn	Birmingham
200	Dec. 29, 1973	28-19	Texas Tech	Jacksonville (Gator)
250	Oct. 13, 1984	43-30	Florida	Knoxville
300	Dec. 31, 2002	30-3	Maryland	Atlanta (Peach)
350	Oct. 13, 2012	41-31	Mississippi State	Starkville

Current Total: 379 losses

NEYLAND STADIUM | SHIELDS-WATKINS FIELD

CAPACITY: **102,455****462-126-17** OVERALL RECORD IN 95 YEARS AT NEYLAND STADIUM

22 YEARS WITH 100K +

- The Vols have seen at least one home crowd of 100,000 plus in each of its last 22 seasons, including one sellout so far this season on Sept. 30 vs. No. 7 Georgia.
- Since 2010, Tennessee has enjoyed 15 home sellouts, including four during the 2014 season.

HOME SELLOUTS SINCE 2010

Sept. 30, 2017	#7 Georgia	L, 0-41
Oct. 15, 2016	#1 Alabama	L, 10-49
Sept. 24, 2016	#19 Florida	W, 38-28
Sept. 12, 2015	#19 Oklahoma	L, 24-31 (2OT)
Oct. 10, 2015	#19 Georgia	W, 38-31
Aug. 31, 2014	Utah State	W, 38-7
Oct. 4, 2014	Florida	L, 9-10
Oct. 25, 2014	#4 Alabama	L, 20-34
Nov. 15, 2014	Kentucky	W, 50-16
Oct. 5, 2013	#6 Georgia	L, 31-34 (OT)
Nov. 9, 2013	#7 Auburn	L, 23-55
Sept. 15, 2012	#18 Florida	L, 20-37
Oct. 20, 2012	#1 Alabama	L, 13-44
Oct. 8, 2011	Georgia	L, 12-20
Oct. 23, 2010	#8 Alabama	L, 10-41

TOP 10 ATTENDANCE IN 2016

- Tennessee ranked sixth in FBS in average attendance, having drawn 100,968 fans to Neyland Stadium per game in 2016.
- That average represents 98.5 percent of Neyland Stadium's capacity (102,455).

2016 AVERAGE HOME ATTENDANCE LEADERS

1. Michigan	110,468	6. Tennessee	100,968
2. Ohio State	107,278	7. Penn State	100,257
3. Texas A&M	101,917	8. Texas	97,881
4. Alabama	101,821	9. Georgia	92,746
5. LSU	101,231	10. Nebraska	90,200

2016 TOTAL HOME ATTENDANCE LEADERS

1. Michigan	883,741	6. Tennessee	706,776
2. Ohio State	750,944	7. Penn State	701,800
3. Texas A&M	713,418	8. Auburn	695,498
4. Alabama	712,747	9. Nebraska	631,402
5. LSU	708,618	10. Texas	587,283

THE GENERAL

THE PROVERBIAL YARDSTICK

One of the greatest coaches in the history of the game of football, **Gen. Robert Reese Neyland** is still, and will most likely always be, the yardstick by which all Tennessee football coaches are measured. For 21 years, he led the Big Orange to win after win and championship after championship. His 173 wins, seven conference titles and four national championships set the bar at one of the nation's finest football institutions.

According to UT legend **Gus Manning**, no one summed up Neyland and his coaching ability better than **Wallace Wade**: "He could take his and beat yours or take yours and beat his." -- Wallace Wade, Alabama and Duke head coach and Neyland rival.

NEYLAND'S MAXIMS OF FOOTBALL

1. The team that makes the fewest mistakes will win.
2. Play for and make the breaks and when one comes your way -- SCORE.
3. If at first the game or the breaks go against you, don't let up -- put on more steam.
4. Protect our kickers, our QB, our lead and our ball game.
5. Ball, oskie, cover, block, cut and slice, pursue and gang tackle -- for this is the WINNING EDGE.
6. Press the kicking game. Here is where the breaks are made.
7. Carry the fight to our opponent and keep it there for 60 minutes.

WINNING AT HOME (Min. 50 Games)

1. Marshall: Joan C. Edwards Stadium (1991)	154-30	.837
2. Ga. Southern: Paulson Stadium (1984)	186-38	.830
3. Boise State: Albertsons Stadium (1970)	257-54	.826
4. Alabama: Bryant-Denny Stadium (1929)	257-53-3	.826
5. Oklahoma: Oklahoma Memorial Stadium (1923)	387-86-15	.808
6. Penn State: Beaver Stadium (1960)	283-72	.797
7. Auburn: Jordan-Hare Stadium (1939)	316-81-7	.791
8. Ohio State: Ohio Stadium (1922)	433-112-20	.784
9. Tennessee: Neyland Stadium (1921)	462-126-17	.778
10. BYU: LaVell Edwards Stadium (1964)	236-73	.764

LARGEST CFB STADIUMS

1. Michigan Stadium (Michigan)	107,601
2. Beaver Stadium (Penn State)	106,572
3. Ohio Stadium (Ohio State)	104,944
4. Kyle Field (Texas A&M)	102,733
5. Neyland Stadium (Tennessee)	102,455
6. Tiger Stadium (LSU)	102,321
7. Bryant-Denny Stadium (Alabama)	101,821
8. Darrell K. Royal Mem. Stadium (Texas)	100,119
9. Los Angeles Memorial Coliseum (USC)	93,607
10. Sanford Stadium (Georgia)	92,746

WHAT THEY'RE SAYING...

"The big games I played in Neyland Stadium are right up there with the Super Bowl. It is still one of the most electric atmospheres I have ever experienced, and the passion of the fans is what makes the difference."

- Peyton Manning, Former Vol and NFL QB

"It is a remarkable experience. It starts with the Vol Walk down to the stadium, and the energy just builds and builds until you run through the 'T' for kickoff."

- Jerod Mayo, Former Vol and NFL LB

"Don't know if it is the stadium on the water, a bright orange I can even see or the 100,000+ die-hard fans but Tennessee is definitely one of my top-5 spots in college football. Neyland and Tennessee, you far exceeded my expectations."

- Brock Huard, ESPN/SEC Network game analyst

"The noise was a constant, oppressive force. I could literally feel it on my skin. But these fans weren't just loud on the first drive. Or just on 3rd down. Or just in the fourth quarter. It was every, single, play."

- Ty Darlington, Oklahoma center (2015)

"Last year when we went to play Tennessee in Neyland Stadium, that was probably the best game experience I've had and probably will ever have. That's a different type of loud. I can't even describe it. It was unbelievable."

- Baker Mayfield, Oklahoma quarterback (2015)

"It's got to be Tennessee! That night in that stadium with the orange and Rocky Top -- that's my favorite!"

- Lee Corso, ESPN College Football Analyst

VOLS IN THE



UT WELL-REPRESENTED

- There are 30 VFLs on 17 different NFL teams.
- The Pittsburgh Steelers have five VFLs on their roster in Joshua Dobbs, Ramon Foster, Justin Hunter, Daniel McCullers and Cameron Sutton.
- The Kansas City Chiefs have four VFLs in Eric Berry, Tyler Bray, Dustin Colquitt and Zach Fulton.
- The Tampa Bay Buccaneers have three VFLs in Robert Ayers, Austin Johnson and Luke Stocker.

BERRY EARNS BIG CONTRACT

- On Feb. 28, VFL Eric Berry signed a six-year \$78 million contract to remain with the Kansas City Chiefs. The contract includes \$40 million in guarantees and makes Berry the highest-paid safety in the NFL.
- Berry suffered a ruptured Achilles in the Chiefs season opener vs. the New England Patriots on Sept. 7. He was placed on injured reserve on Sept. 9.

NEW HOMES FOR VFLS

- VFL linebacker LaTroy Lewis signed on with the

Houston Texans practice squad after a preseason with the Oakland Raiders.

- On Sept. 1, the Seattle Seahawks acquired VFL cornerback Justin Coleman from the New England Patriots for a 2018 seventh-round pick.
- VFL offensive lineman James Stone signed with the Oakland Raiders' practice squad on Sept. 4.

BARNETT NOTCHES FIRST NFL SACK

- All-time Tennessee sack king and current Philadelphia Eagles defensive end Derek Barnett recorded his first career NFL sack in the fourth quarter of the Eagles' 28-23 Week 6 Thursday night win over the Carolina Panthers.
- Barnett tallied 33 sacks over the course of his three seasons in college with Tennessee, and was the 14th overall pick in the NFL Draft.

WITTEN CLIMBS ALL-TIME LISTS

- VFL tight end Jason Witten continues to climb the NFL's all-time receptions list. Heading into Week

8, Witten's career receptions total sits at 1,120, just 40 catches behind current Arizona Cardinals wide receiver Larry Fitzgerald.

NFL ALL-TIME RECEPTIONS

1. Jerry Rice	1,549	1985-2004
2. Tony Gonzalez	1,325	1997-2013
3. Larry Fitzgerald	1,160	2004-pres.
4. Jason Witten	1,120	2003-pres.
5. Marvin Harrison	1,102	1996-2008
6. Chris Carter	1,101	1987-2002

- Witten is also just 44 yards away from moving into 22nd place of the NFL's all-time receptions list.

NFL ALL-TIME RECEIVING YARDS


1. Jerry Rice	22,895	1985-2004
...		
22. Brandon Marshall	12,215	2006-pres.
23. Jason Witten	12,171	2003-pres.
24. Charlie Joiner	12,146	1969-1986
25. Hines Ward	12,083	1998-2011

VOLS IN THE NFL ROUNDUP

Player	Pos.	Team	Week 7 Stats Week 8 Matchup
Robert Ayers	DE	Tampa Bay Buccaneers	2 tackles, 1 sack vs. Carolina, 1:00 p.m. ET on FOX
Derek Barnett	DE	Philadelphia Eagles	MNF 10/23 vs. Washington vs. San Francisco, 1:00 p.m. ET on FOX
Eric Berry	DB	Kansas City Chiefs	Injured Reserve
Tyler Bray	QB	Kansas City Chiefs	DNP vs. Denver, 8:30 p.m. ET on ESPN
Justin Coleman	DB	Seattle Seahawks	5 tackles, 1 PBU vs. Houston, 4:05 p.m. ET on CBS
Britton Colquitt	P	Cleveland Browns	4 punts, 44.5 avg, 53 long vs. Minnesota, 9:30 a.m. ET on NFLN
Dustin Colquitt	P	Kansas City Chiefs	3 punts, 45.7 avg, 56 long, 3 in 20 vs. Denver, 8:30 p.m. ET on ESPN
Morgan Cox	LS	Baltimore Ravens	-- vs. Miami, 8:25 p.m. ET on CBS
Joshua Dobbs	QB	Pittsburgh Steelers	DNP at Detroit, 8:30 p.m. ET on NBC
Ramon Foster	G	Pittsburgh Steelers	-- at Detroit, 8:30 p.m. ET on NBC
Zach Fulton	G	Kansas City Chiefs	-- vs. Denver, 8:30 p.m. ET on ESPN
Justin Hunter	WR	Pittsburgh Steelers	-- at Detroit, 8:30 p.m. ET on NBC
Malik Jackson	DT	Jacksonville Jaguars	3 tackles, 1.5 sacks Bye Week
Ja'Wuan James	T	Miami Dolphins	-- at Baltimore, 8:25 p.m. ET on CBS
Austin Johnson	FB	Tampa Bay Buccaneers	Practice Squad
Alvin Kamara	RB	New Orleans Saints	57 rush yds, 5 catches, 50 yds vs. Chicago, 1:00 p.m. ET on FOX
LaTroy Lewis	LB	Houston Texans	Practice Squad
Josh Malone	WR	Cincinnati Bengals	-- vs. Indianapolis, 1:00 p.m. ET on CBS
Daniel McCullers	DT	Pittsburgh Steelers	-- at Detroit, 8:30 p.m. ET on NBC
Tony McDaniel	DT	New Orleans Saints	DNP vs. Chicago, 1:00 p.m. ET on FOX
Michael Palardy	P	Carolina Panthers	5 punts, 52.6 avg, 59 long, 1 in 20 at Tampa Bay, 1:00 p.m. ET on FOX
Cordarelle Patterson	WR	Oakland Raiders	1 catch, 9 yds, 1 KR, 19 yds at Buffalo, 1:00 p.m. ET on CBS
Jalen Reeves-Maybin	LB	Detroit Lions	Bye Week vs. Pittsburgh, 8:30 p.m. ET on NBC
Mychal Rivera	TE	Jacksonville Jaguars	Injured Reserve
Chris Scott	G	Carolina Panthers	Injured Reserve
Luke Stocker	TE	Tampa Bay Buccaneers	-- vs. Carolina, 1:00 p.m. ET on FOX
James Stone	C	Oakland Raiders	Practice Squad
Cameron Sutton	DB	Pittsburgh Steelers	Injured Reserve
Jordan Williams	DE	New York Giants	Practice Squad
Jason Witten	TE	Dallas Cowboys	4 catches, 54 yards, 1 TD at Washington, 4:25 p.m. on FOX

-- = played, no stats

VOLS TO THE NFL



The Vols have one of the most storied histories of producing NFL Players:

- 343 drafted players, tied most in SEC and tied for eighth among all schools.
- At least one former Vol has played in 24 of the last 26 Super Bowls, with a total of 39 playing in the big game since 2000. For Super Bowl LI, VFL Justin Coleman was on the New England Patriots' roster and VFL Matt Simms was on the Atlanta Falcons' roster.
- Fifteen former Vols have been selected in the first round of the NFL Draft since 2000, while 76 UT players have been selected overall in that time frame.
- UT is third in the SEC and seventh in the nation with 46 all-time first-round draft picks.
- UT sack king Derek Barnett was selected by the Philadelphia Eagles with the 14th overall pick of the 2017 NFL Draft, making him the Vols' first NFL first-round pick since the Miami Dolphins selected Ja'Wuan James with the 19th overall selection in 2014. He also became Tennessee's first defensive player selected in the first round since 2010, when the Kansas City Chiefs selected Eric Berry with the fifth pick and the Arizona Cardinals selected Dan Williams with the 26th pick.
- Six Vols were selected in the first four rounds of the 2017 NFL Draft. That marks the most Vols picked in the first four rounds since 2002.

PLAYER NOTES (IN NUMERICAL ORDER BY POSITION GROUP)

QUARTERBACKS

#2 JARRETT GUARANTANO

6-4, 200, R-Fr., Lodi, N.J.

2017

- Made first-career start in loss to South Carolina, completing 11 of 18 passes for 133 yards (10/14)
- Set new career high with six completions in loss to No. 7 Georgia (9/30)
- Passed for 41 yards and a touchdown in collegiate debut vs. Indiana State (9/9)

Prospect Rankings

- 247 Sports: 4-star (No. 192 overall prospect, No. 4 dual-threat QB, No. 3 prospect in New Jersey)
- ESPN: 4-star (No. 101 overall prospect, No. 4 dual-threat QB, No. 3 prospect in NJ)
- Rivals: 4-star (No. 37 overall prospect, No. 3 dual-threat QB, No. 2 prospect in NJ)
- Scout: 4-star (No. 60 overall prospect, No. 3 QB)

>> Full profile on Media Guide Page 64

CAREER STATS

Passing	GP/GS	Com	Att	Pct	TD	Int	Yds	Per/G	Long	High Yd
2017	5/2	32	58	55.0	1	1	231	46.2	39-USC	133-USC
Totals	5/2	32	58	55.0	1	1	231	46.2	39-USC	133-USC

Rushing	GP/GS	No	Yds	Avg	Per/G	TD	Long	High Yd
2017	5/2	38	-8	-0.2	-1.6	0	12-ISU	6-ISU
Totals	5/2	38	-8	-0.2	-1.6	0	12-ISU	6-ISU

CAREER HIGHS

Completions	11 vs. South Carolina, 10/14/17
Attempts	18 vs. South Carolina, 10/14/17
Passing Touchdowns	1 vs. Indiana State, 9/9/17
Passing Yards	133 vs. South Carolina, 10/14/17
Rushing Attempts	17 vs. South Carolina, 10/14/17
Rushing Yards	6 vs. Indiana State, 9/9/17

GAME-BY-GAME

2017 Opp.	Comp	Att	TD	INT	Pct.	Yards	Lg	Run	Yds	TD	Lg
Indiana State	4	12	1	0	33.3	41	18	2	6	0	12
UMass	2	5	0	0	40.0	-3	0	3	4	0	5
Georgia	6	7	0	0	85.7	16	9	5	-4	0	6
South Carolina	11	18	0	0	61.1	133	39	17	-2	0	11
at Alabama	9	16	0	1	56.3	44	12	11	-12	0	9

#12 QUINTEN DORMADY

6-4, 222, Jr., Boerne, Texas

2017

- Threw for a career-high 259 passing yards in loss at No. 24 Florida (9/16)
- Led UT to a 42-41 (2OT) win over Georgia Tech in the Chick-fil-A Kickoff Game in first-career start. Was 20-37 for 221 yards and 2 TDs (9/4)

>> Full profile on Media Guide Page 58-59

CAREER STATS

Passing	GP/GS	Com	Att	Pct	TD	Int	Yds	Per/G	Long	High Yd
2015	6/0	13	22	59.1	1	0	209	34.8	49-WCU	93-WCU
2016	4/0	11	17	64.7	0	0	148	37.0	36-UA	109-TTU
2017	6/5	76	137	55.0	6	6	925	154.2	66-UMa	259-UF
Totals	16/5	100	176	57.0	7	6	1282	80.1	66-UMa	259-UF

Rushing	GP/GS	No	Yds	Avg	Per/G	TD	Long	High Yd
2015	6/0	10	5	0.6	0.8	0	6-BG	10-BG
2016	4/0	1	3	3.0	0.8	0	3-TTU	3-TTU
2017	6/5	11	13	1.2	2.2	0	13-USC	13-GT/USC
Totals	16/5	22	21	1.0	1.3	0	13-USC	13-GT/USC

CAREER HIGHS

Completions	21 at Florida, 9/16/17
Attempts	39 at Florida, 9/16/17
Passing Touchdowns	2 (2x), vs. Georgia Tech vs. Indiana State, 9/9/17
Passing Yards	259 at Florida, 9/16/17
Rushing Attempts	4 (2x), vs. North Texas, 11/14/15 at Florida, 9/16/17
Rushing Yards	13 (2x), vs. Georgia Tech, 9/4/17 vs. South Carolina, 10/14/17

CAREER GAME-BY-GAME

2015 Opp.	Comp	Att	TD	INT	Pct.	Yards	Lg	Run	Yds	TD	Lg
vs. B.Green	0	1	0	0	0.0	0	0	3	10	0	6
W. Carolina	6	8	1	0	75.0	93	49	2	-2	0	2

at Kentucky	0	0	0	0	0.0	0	0	0	0	0	0
North Texas	3	5	0	0	60.0	36	21	4	6	0	4
Vanderbilt	2	4	0	0	50.0	52	25	0	0	0	0
vs. Northwestern	2	4	0	0	50.0	28	18	1	-9	0	0

2016 Opp.	Comp	Att	TD	INT	Pct.	Yards	Lg	Run	Yds	TD	Lg
vs. Virginia Tech	0	0	0	0	0.0	0	0	0	0	0	0
Alabama	2	4	0	0	50.0	39	36	0	0	0	0
Tenn. Tech	9	13	0	0	69.2	3	3	0	0	0	0
Missouri	0	0	0	0	0.0	0	0	0	0	0	0

2017 Opp.	Comp	Att	TD	INT	Pct.	Yards	Lg	Run	Yds	TD	Lg
vs. Georgia Tech	20	37	2	0	54.1	221	50	2	13	0	7
Indiana State	13	18	2	1	72.2	194	37	2	-12	0	0
at Florida	21	39	1	3	53.8	259	52	4	1	0	8
UMass	17	27	1	0	63.0	187	66	1	2	0	2
Georgia	5	16	0	2	31.3	64	44	1	-4	0	0
South Carolina	0	0	0	0	0.0	0	0	1	13	0	13

RUNNING BACKS

#3 TY CHANDLER

5-11, 195, Fr., Nashville, Tenn.

- SEC Freshman of the Week (9/11/17)

2017

- Set a new career high with 94 kick return yards on four attempts at No. 1 Alabama (10/21)
- Set a new career with 45 rushing yards and busted a career-long 30-yard run in loss to South Carolina (10/14)
- Set career highs in rushing (30) and receiving (31) yards in loss to No. 24 Florida (9/16)
- Made first-career start and scored first-career touchdown by returning opening kickoff 91 yards vs. Indiana State (9/9)
- Made collegiate debut in season-opening win over Georgia Tech in Chick-fil-A Kickoff game. Had one carry for 7 yards in the game

>> Full profile on Media Guide Page 55

HIGH SCHOOL

- ESPN: 4-star (No. 101 overall prospect, No. 9 RB, No. 6 prospect in Tennessee)
- 247 Sports: 4-star (No. 68 overall prospect, No. 5 RB, No. 5 prospect in Tennessee)
- Rivals: 4-star (No. 80 overall prospect, No. 6 RB, No. 5 prospect in Tennessee)
- Scout: 4-star (No. 81 overall prospect, No. 7 RB, No. 1 RB in Tennessee)
- Two-time Division II-AA Tennessee Mr. Football Award winner
- MaxPreps 2016 Football All-American Team
- Member of ESPN 300
- 2017 U.S. Army All-American Bowl Nomination
- Candidate for the 2016 All-USA Offensive Player of the Year award
- Rushed for 2,252 yards and 39 touchdowns as a senior in 2016

CAREER STATS

Rushing	GP/GS	No	Yds	Avg	Per/G	TD	Long	High Yd
2017	7/1	27	118	4.4	16.9	0	30-USC	45-USC
Totals	7/1	27	118	4.4	16.9	0	30-USC	45-USC

Receiving	GP/GS	No	Yds	Avg	Per/G	TD	Long	High Yd
2017	7/1	7	68	9.7	9.7	0	16-UF	31-UF
Totals	7/1	7	68	9.7	9.7	0	16-UF	31-UF

Kick Returns	GP/GS	No	Yds	Avg	Per/G	TD	Long	High Yd
2017	7/1	9	254	28.2	36.3	1	91-ISU	94-Ala
Totals	7/1	9	254	28.2	36.3	1	91-ISU	94-Ala

CAREER HIGHS

Rushes	7 at Florida, 9/16/17
Rushing Yards	45 vs. South Carolina, 10/14/17
Long Rush	30 vs. South Carolina, 10/14/17
Receptions	3 vs. Georgia, 9/30/17
Receiving Yards	31 at Florida, 9/16/17
Kickoff Returns	4 at Alabama, 10/21/17
Kickoff Return Yards	94 at Alabama, 10/21/17
Long Kickoff Return	91 vs. Indiana State, 9/9/17
KR Touchdowns	1 vs. Indiana State, 9/9/17

GAME-BY-GAME

2017 Opp.	Rush-Yds-TD, Lg	Rec-Yds-TD, Lg	KO Returns
vs. Ga. Tech	1-7-0, 7	0-0-0	1-14-0, 14
Indiana State	4-14-0, 8	0-0-0	1-91-1, 91
at Florida	6-30-0, 7	2-31-0, 16	0-0-0

UMass	5-13-0, 7	1-11-0, 11	0-0-0
Georgia	2-7-0, 7	3-15-0, 9	2-34-0, 21
South Carolina	4-45-0, 30	1-11-0, 11	1-21-0, 21
at Alabama	4-2-0, 2	0-0-0	4-94-0, 32

#4 JOHN KELLY

5-9, 205, Jr., Detroit, Mich.

CAREER HONORS

- Named to Pro Football Focus Team of the Week (WK 1)
- PFF College National & SEC Team of the Week (WK 3)

2017

- Ranks fourth in the SEC in rushing yards/game (87.9) and sixth in rushing touchdowns (6)
- Ranks second in the SEC and 19th in the nation in yards from scrimmage/game with 124.3
- One of just three players in the country to lead team in rushing yards and receptions
- Averaged 5.2 yards per carry in loss at No. 1 Alabama (10/21)
- Posted third 100-yard rushing performance of the year and scored a TD in win over UMass
- Set career highs with 141 rushing yards and 96 receiving yards in 26-20 loss at No. 24 Florida (9/16)
- Rushed 19 times for 128 yards and a career-high 4 TDs in 42-41 (2OT) win over Georgia Tech in Chick-fil-A Kickoff Game. Scored game-tying TD in regulation and both UT TDs in overtime (9/4)

>> Full profile on Media Guide Page 73-74

CAREER STATS

Rushing	GP/GS	Att	Yds	Avg	Per/G	TD	Long	High Yd
2015	10/0	40	165	4.1	16.5	1	22-UK	59-WCU
2016	12/1	98	630	6.4	52.5	5	73-TTU	104-TTU
2017	7/7	125	615	4.9	87.9	6	38-UF	141-UF
Totals	29/8	263	1410	5.4	48.6	12	73-TTU	141-UF

Receiving	GP/GS	No	Yds	Avg	Per/G	TD	Long	High Yd
2015	10/0	0	0	0	0.0	0	0	0
2016	12/1	6	51	8.5	4.3	0	17	17-SC
2017	7/7	26	255	9.8	36.4	0	52-UF	96-UF
Totals	29/8	32	306	9.6	10.6	0	52-UF	96-UF

CAREER HIGHS

Rushes	25 vs. UMass, 9/23/17
Rushing Yards	141 at Florida, 9/16/17
Long Rush	73 vs. Tennessee Tech, 11/5/16
Touchdowns	4 vs. Georgia Tech, 9/4/17
Receptions	6 at Florida, 9/16/17
Receiving Yards	96 at Florida, 9/16/17
All-Purpose Yards	237 at Florida, 9/16/17
Fumble Recovery	1 vs. Georgia, 10/10/15

CAREER GAME-BY-GAME

2015 Opp.	Rush-Yards-TD, Lg	Rec-Yards-TD, Lg
vs. B. Green	8-29-0, 9	0-0-0
Oklahoma	DNP	
W. Carolina	13-59-0, 7	0-0-0
at Florida	0-0-0	0-0-0
Arkansas	DNP	
Georgia	0-0-0	0-0-0 FR on KO coverage
at Alabama	0-0-0	0-0-0
at Kentucky	10-58-0, 22	0-0-0
So. Carolina	0-0-0	0-0-0
North Texas	5-15-0, 9	0-0-0
at Missouri	0-0-0	0-0-0
Vanderbilt	DNP	
Northwestern	4-5-1, 4	0-0-0

2016 Opp.	Rush-Yards-TD, Lg	Rec-Yards-TD, Lg
App State	DNP	
vs. V. Tech	1-4-1, 4	0-0-0
Ohio	2-14-0, 9	0-0-0
Florida	0-0-0	0-0-0
at Georgia	0-0-0	1-7-0, 7
at Texas A&M	13-89-1, 17	1-12-0, 12
Alabama	3-8-0, 5	1-3-0, 3
at S. Carolina	14-94-0, 34	1-17-0, 17
Tenn. Tech	7-104-1, 73	1-11-0, 11
Kentucky	16-94-0, 27	0-0-0
Missouri	18-101-1, 27	0-0-0
at Vanderbilt	9-52-0, 13	1-1-0, 1
vs. Nebraska	15-70-1, 28	0-0-0

2017 Opp.	Rush-Yards-TD, Lg	Rec-Yards-TD, Lg
vs. Georgia Tech	19-128-4, 30	5-35-0, 10

Indiana State	18-80-0, 11	5-60-0, 18
at Florida	19-141-1, 38	6-96-0, 52
UMass	25-101-1, 27	2-(-9)-0, 0
Georgia	16-44-0, 8	4-47-0, 44
South Carolina	16-58-0, 24	2-21-0, 13
at Alabama	12-63-0, 18	2-5-0, 8

#27 CARLIN FILS-AIME

5-11, 183, So., Naples, Fla.

2017

- Set a new career high with 41 rushing yards on just three carries and also tied career high with two rushing TDs in win over Indiana State (9/9)
- >> Full profile on Media Guide Page 61

CAREER STATS

Rushing	GP/GS	No	Yds	Avg	Per/G	TD	Long	High Yd
2016	7/0	14	58	4.1	8.3	2	8-TTU, MU	27-TTU
2017	6/0	11	74	6.7	12.3	2	30-ISU	41-ISU
Totals	13/0	25	132	5.3	10.2	4	30-ISU	41-ISU

CAREER HIGHS

Rushes	8 vs. Tennessee Tech, 11/5/16
Rushing Yards	41 vs. Indiana State, 9/9/17
Rushing Touchdowns	2 (2x), vs. Tennessee Tech, 11/5/16 vs. Indiana State, 9/9/17

GAME-BY-GAME

2017 Opp.	Rush-Yards-TD, Lg	Rec-Yards-TD, Lg
vs. Georgia Tech	0-0-0	0-0-0
Indiana State	3-41-2, 30	0-0-0
at Florida	3-11-0, 7	0-0-0
UMass	2-6-0, 4	0-0-0
Georgia	3-16-0, 10	0-0-0
at Alabama	0-0-0	0-0-0

WIDE RECEIVERS

#1 MARQUEZ CALLAWAY

6-2, 199, So., Warner Robins, Ga.

CAREER HONORS

- Named to Pro Football Focus Team of the Week (WK 1)

2017

- Tied a career high with four catches for 37 yards in loss to South Carolina (10/14)
 - Had breakout game in season opening win over Georgia Tech in Chick-fil-A Kickoff Game, catching 4 passes for 115 yards and 2 TDs, all career highs (9/4)
- >> Full profile on Media Guide Page 54

CAREER STATS

Receiving	GP/GS	No	Yds	Avg	Per/G	TD	Long	High Yd
2016	6/0	1	13	13.0	2.2	0	13-TTU	13-TTU
2017	7/6	15	249	16.6	35.6	3	50-GT	115-GT
Totals	13/6	16	262	16.4	20.2	3	50-GT	115-GT

Punt Return	GP/GS	No	Yds	Avg	Per/G	TD	Long	High Yd
2016	6/0	2	114	57.0	19.0	1	62-TTU	114-TTU
2017	7/6	9	119	13.2	17.0	0	36-ISU	53-ISU
Totals	13/6	11	233	21.2	17.9	1	62-TTU	114-TTU

CAREER HIGHS

Receptions	4 (2x), vs. Georgia Tech, 9/4/17 vs. South Carolina, 10/14/17
Receiving Yards	115 vs. Georgia Tech, 9/4/17
Receiving Touchdowns	2 vs. Georgia Tech, 9/4/17
Long Reception	50 vs. Georgia Tech, 9/4/17
Punt Returns	4 vs. Indiana State, 9/9/17
Punt Return Total Yards	114 vs. Tennessee Tech, 11/5/16
Punt Return TDs	1 vs. Tennessee Tech, 11/5/16
Long Punt Return	62 vs. Tennessee Tech, 11/5/16
All-Purpose Yards	127 vs. Tennessee Tech, 11/5/16

GAME-BY-GAME

2017 Opp.	Rec-Yds-TD, Lg	Punt Returns (No.-Yds-TD, Lg)
vs. Georgia Tech	4-115-2, 50	0-0-0
Indiana State	1-37-1, 37	4-53-0, 36
at Florida	3-46-0, 22	1-29-0, 29
UMass	0-0-0, 0	3-27-0, 12
Georgia	0-0-0, 0	0-0-0
South Carolina	4-37-0, 16	1-10-0, 10
at Alabama	3-14-0, 9	0-0-0

#5 JOSH PALMER

6-2, 198, Fr., Brampton, Ontario (Canada)

2017

- Made collegiate debut in season-opening win over Georgia Tech in Chick-fil-A Kickoff Game, making one catch for 7 yards (9/4)

>> Full profile on Media Guide Page 90

CAREER STATS

Receiving	GP/GS	No	Yds	Avg	Per/G	TD	Long	High Yd
2017	7/2	5	51	10.2	7.3	0	18-ISU	18-ISU
Totals	7/2	5	51	10.2	7.3	0	18-ISU	18-ISU

Rushing	GP/GS	No	Yds	Avg	Per/G	TD	Long	High Yd
2017	7/2	1	6	6.0	0.9	0	6-USC	6-USC
Totals	7/2	1	6	6.0	0.9	0	6-USC	6-USC

CAREER HIGHS

Receptions	1 (5x) vs. Georgia Tech, 9/4/17 vs. Indiana State, 9/9/17 at Florida, 9/16/17 vs. UMass, 9/23/17 vs. Georgia, 9/30/17
Receiving Yards	18 vs. Indiana State, 9/9/17
Long Reception	18 vs. Indiana State, 9/9/17
Rushes	1 vs. South Carolina, 10/14/17
Rushing Yards	6 vs. South Carolina, 10/14/17
Long Rush	6 vs. South Carolina, 10/14/17

GAME-BY-GAME

2017 Opp.	Rec-Yds-TD, Lg	Rushing (No.-Yds-TD, Lg)
vs. Georgia Tech	1-7-0, 7	0-0-0
Indiana State	1-18-0, 18	0-0-0
at Florida	1-11-0, 11	0-0-0
UMass	1-6-0, 6	0-0-0
Georgia	1-9-0, 9	0-0-0
South Carolina	0-0-0, 0	1-6-0, 6
Josh Palmer	0-0-0	0-0-0

#7 BRANDON JOHNSON

6-2, 193, So., Plantation, Fla.

2017

- Had three catches for 54 yards in loss to South Carolina (10/14)
- Set career highs with seven catches for 123 yards, including a 66-yard catch and run to set up UT's first touchdown in win over UMass (9/23)
- Made first-career touchdown catch in 42-7 win over Indiana State (9/9)
- Made first-career start and caught three passes for 14 yards in season-opening win over Georgia Tech in Chick-fil-A Kickoff Game (9/4)

>> Full profile on Media Guide Page 69

CAREER STATS

Receiving	GP/GS	No	Yds	Avg	Per/G	TD	Long	High Yd
2016	9/0	7	93	13.3	10.3	0	22-MU	64-TTU
2017	7/5	22	265	12.0	37.9	1	66-UMa	123-UMa
Totals	16/5	29	358	12.3	22.4	1	66-UMa	123-UMa

CAREER HIGHS

Receptions	7 vs. UMass, 9/23/17
Receiving Yards	123 vs. UMass, 9/23/17
Receiving Touchdowns	1 vs. Indiana State, 9/9/17
Long Reception	66 vs. UMass, 9/23/17

GAME-BY-GAME

2017 Opp.	Rec-Yds-TD, Lg
vs. Georgia Tech	3-14-0, 7
Indiana State	4-50-1, 19
at Florida	4-18-0, 7
UMass	7-123-0, 66
Georgia	0-0-0
South Carolina	3-54-0, 39
at Alabama	1-6-0, 6

#10 TYLER BYRD

6-0, 195, So., Naples, Fla.

2017

- Made two catches for 21 yards and caught his first-career TD, which turned out to be the game-winner in victory over UMass (9/23)

>> Full profile on Media Guide Page 53

CAREER STATS

Receiving	GP/GS	No	Yds	Avg	Per/G	TD	Long	High Yd
2016	13/0	15	209	13.9	16.1	0	44-UK	60-TAMU
2017	6/0	2	21	10.5	3.5	1	13-UMa	21-UMa
Totals	19/0	17	230	13.5	12.1	1	44-UK	60-TAMU

Rushing	GP/GS	No	Yds	Avg	Per/G	TD	Long	High Yd
2016	13/0	8	63	7.9	4.8	0	22-MU	24-MU
2017	6/0	1	15	15.0	2.5	0	15-UMa	15-UMa
Totals	19/0	9	78	8.7	4.1	0	22-MU	24-MU

Kick Return	GP/GS	No	Yds	Avg	Per/G	TD	Long	High Yd
2016	13/0	10	263	26.3	20.2	0	67-VU	99-VU
2017	6/0	0	0	0.0	0.0	0	--	--
Totals	19/0	10	263	26.3	13.8	0	67-VU	99-VU

CAREER HIGHS

Receptions	3 vs. Florida, 9/24/16, at Texas A&M, 10/8/16
Receiving Yards	60 at Texas A&M, 10/8/16
Receiving Touchdowns	1 vs. UMass, 9/23/17
Long Reception	44 vs. Kentucky, 11/12/16
Rushing Attempts	2 at Texas A&M, 10/8/16, vs. Missouri, 11/19/16
Rushing Yards	24 vs. Missouri, 11/19/16
Long Rush	22 vs. Missouri, 11/19/16
Kick Return Total Yards	99 at Vanderbilt, 11/26/16
Long Kick Return	67 at Vanderbilt, 11/26/16
All-Purpose Yards	99 at Vanderbilt, 11/26/16

CAREER GAME-BY-GAME

2016 Opp.	Rec-Yards-TD, Lg
App State	0-0-0
vs. V Tech	0-0-0, 1-5-0 rushing
Ohio	2-15-0, 11
Florida	3-40-0, 15
at Georgia	1-4-0, 4
at Texas A&M	3-60-0, 43, 2-11-0 rushing
Alabama	1-1-0, 1-6-0 rushing, 1-25-0 KR
at S. Carolina	1-8-0 rushing
Tenn. Tech	2-37-0, 33, 1-31-0 KR
Kentucky	1-44-0, 44, 2-31-0 KR
Missouri	2-8-0, 10, 2-24-0, 22 rushing, 2-43-0, 24, KR
at Vanderbilt	0-0-0, 3-99-0, 67 KR
vs. Nebraska	0-0-0, 1-9-0 rushing, 1-34-0 KR

2017 Opp.	Rec-Yds-TD, Lg	Rushing (No.-Yds-TD, Lg)
vs. Georgia Tech	0-0-0	0-0-0
at Florida	0-0-0	0-0-0
UMass	2-21-1, 13	1-15-0, 15
Georgia	0-0-0	0-0-0
South Carolina	0-0-0	0-0-0

#15 JAUAN JENNINGS

6-3, 209, Jr., Murfreesboro, Tenn.

CAREER HONORS

- 2017 Preseason Coaches All-SEC Third Team
- 2017 SEC Media Days All-SEC Third Team
- 2017 Athlon Preseason All-SEC Third Team

2017

- Will likely miss remainder of season after being injured in season opener vs. Georgia Tech
- Made 3 catches for 17 yards in season-opening win over Georgia Tech in Chick-fil-A Kickoff Game (9/4)

2016

- Enjoyed breakout sophomore campaign, tying for second on the team with 40 catches and ranking second with 580 yards (14.5 average) and seven touchdowns
- Caught game-winning 43-yard Hail Mary with no time left to lift Vols to comeback win at Georgia (10/1).
- Finished with three catches for 71 yards and the winning touchdown.
- Recorded first 100-yard performance of career and the first of any Vol in 2016 season with three catches for 111 yards and a career-long 67-yard touchdown in win vs. Florida (9/24)

>> Full profile on Media Guide Page 67-68

CAREER STATS

Receiving	GP/GS	No	Yds	Avg	Per/G	TD	Long	High Yd
2015	11/6	14	149	10.6	13.5	0	30-BG	56-BG
2016	13/9	40	580	14.5	4.6	7	67-UF	111-UF
2017	1/1	3	17	5.7	17.0	0	7-GT	17-GT
Totals	25/16	57	746	13.1	29.8	7	67-UF	111-UF

Rushing	GP/GS	No	Yds	Avg	Per/G	TD	Long	High Yd
2015	11/6	7	15	2.1	1.4	0	12-WCU	13-WCU
2016	13/9	5	27	5.4	2.1	0	9-NEB	14-NEB

2017	1/1	0	0	0.0	0.0	0	--	--
Totals	25/16	12	42	3.5	1.7	0	12-WCU	14-NEB

Passing	GP/GS	Com	Att	Pct.	TD	Int	Yds	Per/G	Long	High Yd
2015	11/6	1	2	50.0	1	0	58	5.3	58-UF	58-UF
2016	13/9	1	2	50.0	1	0	4	0.3	4-TAMU	4-TAMU
2017	1/1	0	0	.000	0	0	0	0.0	--	--
Totals	25/16	2	4	50.0	2	0	62	2.5	58-UF	58-UF

CAREER HIGHS

Receptions	6 vs. Nebraska, 12/30/16
Receiving Yards	111 vs. Florida, 9/24/16
Receiving Touchdowns	2 vs. Missouri, 11/19/16
Rushes	2 vs. Western Carolina, 9/19/15, vs. Nebraska, 12/30/16
Rushing Yards	14 vs. Nebraska, 12/30/16
Pass Completions	1, at Florida, 9/26/15 & at Texas A&M, 10/8/16
Passing Yards	58 at Florida, 9/26/15
Passing Touchdowns	1 at Florida, 9/26/15 & at Texas A&M, 10/8/16
Interceptions (Defense)	1 vs. Kentucky, 11/12/16

CAREER GAME-BY-GAME

2015 Opp.	Rec-Yds-TD, Lg	Rush-Yds-TD, Lg	Passing
vs. B. Green	3-56-0, 30	2-3-0, 4	
Oklahoma	1-5-0, 5	0-0-0	
W. Carolina	2-15-0, 12	2-13-0, 12	
at Florida	1-1-0, 1	0-0-0	1-1-58, TD
Arkansas	2-10-0, 6	0-0-0	0-1-0
Georgia	1-13-0, 13	2-1-0, 1	
at Alabama	0-0-0	0-0-0	
at Kentucky	1-11-0, 11	1- (-2)-0, -2	
So. Carolina	1-5-0, 5	0-0-0	
North Texas	1-26-0, 16	0-0-0	
at Missouri	DNP-INJ		
Vanderbilt	DNP-INJ		
Northwestern	1-7-0, 7	0-0-0	

2016 Opp.	Rec-Yds-TD, Lg	Rush-Yds-TD, Lg	Passing
App State	1-0-0	0-0-0	
vs. Virginia Tech	2-7-1, 5	0-0-0	
Ohio	3-24-0, 17	0-0-0	
Florida	3-111-1, 67	0-0-0	0-1-0
at Georgia	3-71-1, 43	0-0-0	
at Texas A&M	5-68-0, 20	0-0-0	1-1-4, TD
Alabama	3-20-0, 11	0-0-0	
at South Carolina	3-54-1, 25	0-0-0	
Tenn. Tech	2-5-1, 3	0-0-0	
Kentucky	1-19-0, 19	1-7-0, 7	DEF: 1 INT
Missouri	4-67-2, 49	1-4-0, 4	
at Vanderbilt	4-75-0, 28	1-2-0, 2	
vs. Nebraska	6-59-0, 15	2-14-0, 9	

2017 Opp.	Rec-Yds-TD, Lg	Rush-Yds-TD, Lg
vs. Georgia Tech	3-17-0, 7	0-0-0

#19 JEFF GEORGE

6-6, 198, R-Sr., Leavenworth, Kan.

2017

- Made first-career touchdown catch and set career highs with two receptions for 28 yards in 42-7 win over Indiana State (9/9)

2016

- Recorded first-career catch vs. Tennessee Tech (11/5), hauling in one catch for 20 yards
 - Made first start of Tennessee career vs. Alabama (10/15)
- >> Full profile on Media Guide Page 63

CAREER STATS

Receiving	GP/GS	No	Yds	Avg	Per/G	TD	Long	High Yd
2016	9/2	1	20	20.0	2.2	0	20-TTU	20-TTU
2017	6/0	4	41	10.3	6.8	1	17-ISU	28-ISU
Totals	15/2	5	61	12.2	4.1	1	20-TTU	28-ISU

CAREER HIGHS

Receptions	2 vs. Indiana State, 9/9/17
Receiving Yards	28 vs. Indiana State, 9/9/17
Receiving Touchdowns	1 vs. Indiana State, 9/9/17
Long Reception	20 vs. Tennessee Tech, 11/5/16

GAME-BY-GAME

2017 Opp.	Rec-Yds-TD, Lg
vs. Georgia Tech	0-0-0
Indiana State	2-28-1, 17
at Florida	0-0-0, 0
UMass	1-6-0, 6
Georgia	1-7-0, 7
South Carolina	0-0-0

#25 JOSH SMITH

6-1, 206, R-Sr., Knoxville, Tenn.

2017

- Made first start of the season in win over UMass, making two catches for 10 yards (9/23)
 - Had one catch for 10 yards in season debut at No. 24 Florida (9/16)
- >> Full profile on Media Guide Page 96-97

CAREER STATS

Receiving	GP/GS	No	Yds	Avg	Per/G	TD	Long	High Yd
2013	11/4	12	182	15.2	16.5	1	51-UO	51-UO
2014	3/1	10	135	13.5	45.0	1	40-OU	58-OU
2015	13/7	23	307	13.3	23.6	2	39-UGA	56-OU
2016	12/6	13	97	7.5	8.1	1	31-UGA	30-UGA
2017	5/4	4	30	7.5	6.0	0	10-UF/USC	10-UF/USC
Totals	45/22	62	751	12.1	17.1	5	51-UO	58-OU

CAREER HIGHS

Receptions	5 at Oklahoma, 9/13/14
Receiving Yards	58 at Oklahoma, 9/13/14
Touchdowns	1 (5x), last vs. Kentucky, 11/12/16
Long Punt Return	16 at Texas A&M, 10/8/16

GAME-BY-GAME

2017 Opp.	Rec-Yds-TD, Lg
at Florida	1-10-0, 10
UMass	2-10-0, 5
Georgia	0-0-0
South Carolina	1-10-0, 10
at Alabama	0-0-0

TIGHT ENDS

#44 JAKOB JOHNSON

6-3, 250, Sr., Stuttgart, Germany

CAREER HONORS

- 2016 SEC Academic Honor Roll
- Awarded the 63 Award at the 2016 Orange and White Game
- 2015 SEC Academic Honor Roll
- 2014-15 SEC First-Year Academic Honor Roll
- 2014 SEC Academic Honor Roll

2017

- Set new career high with 13 receiving yards in win over Indiana State (9/9)
 - Made one tackle on special teams in season-opening win over Georgia Tech in Chick-fil-A Kickoff Game (9/4)
- >> Full profile on Media Guide Page 70

CAREER STATS

Receiving	GP/GS	No	Yds	Avg	Per/G	TD	Long	High Yd
2015	12/0	0	0	0.0	0.0	0	N/A	N/A
2016	13/0	2	10	5.0	0.8	0	8-TTU	10-TTU
2017	5/1	1	13	13.0	2.6	0	13-ISU	13-ISU
Totals	30/1	3	23	7.7	0.5	0	13-ISU	13-ISU

Defense	GP/GS	UT	AT	TT	Sack	TFL	FF	FR	QBH	Int	High Tk
2014	12/2	8	6	14	0-0	0-0	0	0	1	0-0	4-UTC
2015	13/0	4	1	5	0-0	0-0	1	0	0	0-0	2-UGA
2016	13/0	2	2	4	0-0	0-0	0	0	0	0-0	1-4x
2017	0/0	0	1	1	0-0	0-0	0	0	0	0-0	1-GT
Totals	37/2	14	10	24	0-0	0-0	1	0	1	0-0	4-UTC

CAREER HIGHS

Tackles	4 vs. Chattanooga, 10/11/14
Forced Fumbles	1 vs. Georgia, 10/10/15
Quarterback Hurries	1 vs. Missouri, 11/22/14
Receptions	2 vs. Tennessee Tech, 11/5/16
Receiving Yards	13 vs. Indiana State, 9/9/17

GAME-BY-GAME

2017 Opp.	Rec-Yds-TD, Lg	U-A-T, Other
vs. Georgia Tech	0-0-0	0-1-1
Indiana State	1-13-0, 13	0-0-0
at Florida	0-0-0	0-0-0
UMass	0-0-0, 0	0-0-0
at Alabama	0-0-0	0-0-0

#80 ELI WOLF

6-4, 224, R-So., Minster, Ohio

CAREER HONORS

- Received a scholarship during fall practice

2017

- Set a new career high with 17 receiving yards vs. Indiana State before leaving game with an injury (9/9)
 - Made first-career start in season-opening win against Georgia Tech in Chick-fil-A Kickoff Game (9/4)
- >> Full profile on Media Guide Page 104

CAREER STATS

Receiving	GP/GS	No	Yds	Avg	Per/G	TD	Long	High Yd
2015								
2016	6/0	1	8	8.0	1.3	0	8-TTU	8-TTU
2017	4/1	1	17	17.0	4.3	0	17-ISU	17-ISU
Totals	10/1	2	25	12.5	2.5	0	17-ISU	17-ISU

CAREER HIGHS

Receptions	1 (2x), vs. Tennessee Tech, 11/5/16
	vs. Indiana State, 9/9/17
Receiving Yards	17 vs. Indiana State, 9/9/17
Long Reception	17 vs. Indiana State, 9/9/17

GAME-BY-GAME

2017 Opp.	Rec-Yds-TD, Lg
vs. Georgia Tech	0-0-0
Indiana State	1-17-0, 17
South Carolina	0-0-0
at Alabama	0-0-0

#81 AUSTIN POPE

6-4, 230, R-Fr., Knoxville, Tenn.

2017

- Made first-career catch in loss at No. 24 Florida (9/16)
- >> Full profile on Media Guide Page 104

CAREER STATS

Receiving	GP/GS	No	Yds	Avg	Per/G	TD	Long	High Yd
2016								
2017	6/0	2	9	4.5	1.5	0	10-UF	10-UF
Totals	6/0	2	9	4.5	1.5	0	10-UF	10-UF

CAREER HIGHS

Receptions	1 (2x), at Florida, 9/16/17
	vs. UMass, 9/23/17
Receiving Yards	10 at Florida, 9/16/17
Long Reception	10 at Florida, 9/16/17

GAME-BY-GAME

2017 Opp.	Rec-Yds-TD, Lg
Indiana State	0-0-0
at Florida	1-10-0, 10
UMass	1- (-1)-0, 0
Georgia	0-0-0
South Carolina	0-0-0
at Alabama	0-0-0

#82 ETHAN WOLF

6-6, 258, Sr., Minster, Ohio

CAREER HONORS

- 2017 John Mackey Award Preseason Watch List
- 2016 John Mackey Award Preseason Watch List
- Ranks fourth all-time in program history in receiving yards for a tight end (836)

2017

- Passed Jason Witten for fourth most receiving yards by a tight end in program history with a 28-yard touchdown catch at No. 24 Florida (9/16)
 - Made four catches for 33 yards in season-opening win over Georgia Tech in Chick-fil-A Kickoff Game (9/4)
- >> Full profile on Media Guide Page 104-105

CAREER STATS

Receiving	GP/GS	No	Yds	Avg	Per/G	TD	Long	High Yd
2014	12/11	23	212	9.2	17.1	0	24-UGA	69-UGA
2015	13/12	23	301	13.1	23.2	2	34-UGA	56-UGA
2016	13/12	21	239	11.4	18.4	2	25-SC	25-SC
2017	7/7	12	101	8.4	14.4	1	28-UF	37-UF
Totals	45/42	79	853	10.8	19.0	5	34-UGA	69-UGA

CAREER HIGHS

Receptions	5 vs. Arkansas State, 9/6/14 & at Georgia, 9/27/14
Receiving Yards	69 at Georgia, 9/27/14
Long Reception	34 vs. Georgia, 10/10/15
Touchdowns	2 vs. Bowling Green, 9/5/15

CAREER GAME-BY-GAME

2014 Opp.	Rec-Yds-TD, Lg	2015 Opp.	Rec-Yds-TD, Lg
Utah State	3-26-0, 12	vs. B. Green	3-35-2, 18
Ark. State	5-20-0, 8	Oklahoma	1-5-0, 5
at Oklahoma	DNP-INJ	W. Carolina	3-31-0, 23
at Georgia	5-69-0, 24	at Florida	4-55-0, 24
Florida	1-3-0, 3	Arkansas	1-31-0, 31
Chattanooga	1-16-0, 16	Georgia	3-56-0, 34
at Ole Miss	1-6-0, 6	at Alabama	1-5-0, 5
Alabama	1-10-0, 10	at Kentucky	2-27-0, 16
at S. Carolina	2-14-0, 13	So. Carolina	1-23-0, 23
Kentucky	2-39-0, 25	North Texas	1-3-0, 3
Missouri	0-0-0	at Missouri	1-6-0, 6
at Vanderbilt	0-0-0	Vanderbilt	0-0-0
vs. Iowa	2-9-0, 5	Northwestern	2-24-0, 18

2016 Opp.	Rec-Yds-TD, Lg	2017 Opp.	Rec-Yds-TD, Lg
App State	4-40-0, 11	vs. Georgia Tech	4-33-0, 14
vs. V Tech	0-0-0	Indiana State	0-0-0, 0
Ohio	1-7-0, 7	at Florida	3-37-1, 28
Florida	1-20-1, 20	UMass	2-17-0, 9
at Georgia	0-0-0	Georgia	1-3-0, 3
at Texas A&M	2-14-0, 10	South Carolina	0-0-0
Alabama	2-30-0, 16	at Alabama	2-11-0, 12
at S. Carolina	1-25-0, 25		
Tenn. Tech	0-0-0		
Kentucky	4-44-1, 20		
Missouri	1-11-0, 11		
at Vanderbilt	4-33-0, 13		
vs. Nebraska	1-15-0, 15		

OFFENSIVE LINEMEN

#51 DREW RICHMOND

6-5, 309, R-So., Memphis, Tenn.

2017

- Started last six games at left tackle
- Made season debut in win over Indiana State (9/9), starting at right tackle

>> Full profile on Media Guide Page 93

CAREER STATS

Games Played/Started: 2016: 9/6; 2017: 6/6
Career: 15/12

#55 COLEMAN THOMAS

6-5, 309, Sr., Max Meadows, Va.

CAREER HONORS

- 2017 Lindy's Sports Preseason Second Team All-SEC
- 2016 Rimington Trophy Preseason Watch List
- SEC Offensive Lineman of the Week (11/23/15)
- 2014 Campus Insiders Honorable Mention Freshman All-American

2017

- Made first start of the season at center in win over UMass (9/23)
 - Made season debut in win over Indiana State (9/9)
- >> Full profile on Media Guide Page 99-100

CAREER STATS

Games Played/Started: 2014: 11/5; 2015: 13/13; 2016: 11/9; 2017: 3/2
Career: 38/29

#63 BRETT KENDRICK

6-6, 318, R-Sr., Knoxville, Tenn.

CAREER HONORS

- Named to Pro Football Focus Team of the Week (WK 1)
- 2016 SEC Academic Honor Roll
- 2015 SEC Academic Honor Roll
- 2013-14 SEC First-Year Academic Honor Roll

2017

- Has started all seven games so far this season, playing three different positions along the line
- Has not given up a sack this season
- Started at left tackle in season-opening win over

Georgia Tech in Chick-fil-A Kickoff Game (9/4)
>> Full profile on Media Guide Page 76-77

CAREER STATS

Games Played/Started: 2013: 0/0; 2014: 13/2; 2015: 7/5; 2016: 13/13; 2017: 7/7
Career: 40/27

#66 JACK JONES

6-4, 312, Jr., Murfreesboro, Tenn.

CAREER HONORS

- 2015 SEC Academic Honor Roll

2017

- Started at left guard in season-opening win over Georgia Tech in Chick-fil-A Kickoff Game (9/4)
- >> Full profile on Media Guide Page 71

CAREER STATS

Games Played/Started: 2015: 9/1; 2016: 9/5; 2017: 5/3
Career: 23/9

#68 MARCUS TATUM

6-6, 281, So., Ormond Beach, Fla.

2017

- Made second-career start in loss to No. 7 Georgia, opening the game at right tackle (9/30)
 - Made first-career start at right tackle in season-opening win over Georgia Tech in Chick-fil-A Kickoff Game (9/4)
- >> Full profile on Record Book Page 98

CAREER STATS

Games Played/Started: 2016: 2/0; 2017: 4/3
Career: 6/3

#73 TREY SMITH

6-6, 320, Fr., Jackson, Tenn.

2017

- Named No. 1 freshman offensive lineman by PFF College and No. 7 freshman overall
 - Freshman All-American candidate
 - One of just two offensive linemen to start all seven games this season (all at right gaurd)
 - Leads the Vols with 30 knockdowns, including eight against No. 1 Alabama (10/21)
 - Ranks second on the team in average grade
 - Made first-career start at right guard in season-opening win over Georgia Tech in Chick-fil-A Kickoff Game (9/4)
- >> Full profile on Media Guide Page 97-98

HIGH SCHOOL

- ESPN: 5-star (93 scout grade, No. 1 overall prospect in nation, No. 1 OT in nation, No. 1 prospect in region, No. 1 prospect in Tennessee)
- Scout: 5-star (No. 22 overall prospect in nation, No. 4 OT in nation, No. 2 OT in South, No. 1 OT in Tennessee)
- 247Sports: 5-star (No. 25 overall prospect in nation, No. 5 OT in nation, No. 3 prospect in Tennessee)
- Rivals: 4-star (No. 97 overall prospect in nation, No. 12 OT in nation, No. 5 prospect in Tennessee)
- Member of ESPN 300
- Winner of the 2016 Bobby Dodd Award by the Touchdown Club of Atlanta
- 2017 Under Armour All-American and 2016 USA TODAY/American Family Insurance All-USA First Team
- 2016 MaxPreps Football All-American First Team Offense
- Two-time Tennessee Mr. Football, two-time District OL of the Year, two-time Player of the Year, two-time Offensive Lineman of the Year

CAREER STATS

Games Played/Started: 2017: 7/7
Career: 7/7

#75 JASHON ROBERTSON

6-3, 300, Sr., Nashville, Tenn.

CAREER HONORS

- 2017 Outland Trophy Watch List
- 2017 Preseason Coaches All-SEC Third Team
- 2017 SEC Media Days All-SEC Second Team
- 2017 Athlon Preseason All-SEC Third Team

- 2017 Lindy's Sports Preseason Second Team All-SEC
- 2017 Phil Steele Preseason Fourth Team All-SEC
- 2014 ESPN's True Freshman All-American Team

2017

- Has given up just one sack in 2017, while registering 16 knockdowns - second-best on the team
 - Started at center in season-opening win over Georgia Tech in Chick-fil-A Kickoff Game (9/4)
- >> Full profile on Media Guide Page 94

CAREER STATS

Games Played/Started: 2014: 13/13; 2015: 10/10; 2016: 13/12; 2017: 6/6
Career: 42/41

DEFENSIVE LINEMEN

#1 JONATHAN KONGBO

6-6, 264, R-Jr., Surrey, B.C., Canada

CAREER HONORS

- PFF College Football SEC Team of the Week (9/26/17)

2017

- Tied career-high with seven tackles at No. 24 Florida (9/16)
- Started and made a career-high 7 tackles in season-opening win over Georgia Tech in Chick-fil-A Kickoff Game (9/4)

>> Full profile on Media Guide Page 78-79

CAREER STATS

Defense	GP/GS	UT	AT	TT	Sack	TFL	FF	FR	QBH	PD	Int	High Tk
2016	13/2	7	4	11	1-16	3-18	0	0	5	11-59	4-NEB	
2017	7/7	6	19	25	1-7	1-7	0	0	0	0	0-0	7-GT/UF
Totals	20/9	13	23	36	2-23	4-25	0	0	5	0	1	597-GT/UF

CAREER HIGHS

Tackles	7 (2x) vs. Georgia Tech, 9/4/17, at Florida, 9/16/17
Tackles for Loss	2 vs. Nebraska, 12/30/16
Sacks	1 (2x), vs. UMass 9/23/17 vs. Nebraska, 12/30/16
Interceptions	1 vs. Missouri, 11/19/16
Defensive Touchdowns	1 vs. Missouri, 11/19/16

GAME-BY-GAME

2017 Opp.	U-A-T, Other
vs. Georgia Tech	2-5-7
Indiana State	0-1-1
at Florida	0-7-7
UMass	1-2-3, 1-7 s/tfl
Georgia	0-1-1
South Carolina	1-2-3
at Alabama	1-2-3

#2 SHY TUTTLE

6-2, 308, Jr., Midway, N.C.

2017

- Collected a season-high four tackles vs. South Carolina (10/14)
- Made three tackles at No. 24 Florida, including a tackle for loss (9/16)

>> Full profile on Media Guide Page 100

CAREER STATS

Defense	GP/GS	UT	AT	TT	Sack	TFL	FF	FR	QBH	PD	Int	High Tk
2015	6/0	3	7	10	0-0	0-0	0	1	0	0	0-0	5-Ark
2016	7/1	3	6	9	0-0	1-1	0	1	2	2	0-0	2-3x
2017	5/0	3	9	12	0-0	1-3	0	0	0	0	0-0	4-SC
Totals	18/1	9	22	31	0-0	2-4	0	2	2	2	0	5-Ark

CAREER HIGHS

Tackles	5 vs. Arkansas, 10/3/15
Tackles For Loss	1.0 at South Carolina, 10/29/16
Fumble Recovery	1 vs. Western Carolina, 9/19/15 vs. Virginia Tech, 9/10/16
Blocked Kick	1 vs. Arkansas, 10/3/15

CAREER GAME-BY-GAME

2015 Opp.	U-A-T, Other	2015 Opp.	U-A-T, Other
vs. B. Green	0-0-0	at Kentucky	DNP-INJ
Oklahoma	0-0-0, qh	So. Carolina	DNP-INJ
W. Carolina	0-1-1, fr	No. Texas	DNP-INJ
at Florida	1-1-2	at Missouri	DNP-INJ
Arkansas	1-4-5	Vanderbilt	DNP-INJ
Georgia	1-1-2	vs. Northwestern	DNP-INJ
at Alabama	DNP-INJ		

2016 Opp.	U-A-T, Other	2017 Opp.	U-A-T, Other
App State	DNP	Georgia Tech	DNP
vs. V Tech	0-2-2, 1-0 fr, 1 pbu	Indiana State	0-0-0
Ohio	0-1-1	at Florida	0-3-3, 0.5-2 tfl
Florida	0-0-0	UMass	DNP
at Georgia	0-1-1	Georgia	2-0-2
at Texas A&M	1-1-2	South Carolina	1-3-4, 0.5-1 tfl
Alabama	1-1-2, 1 pbu	at Alabama	0-3-3
at S. Carolina	1-0-1, 1-1 tfl		

#5 KYLE PHILLIPS

6-4, 263, Jr., Nashville, Tenn.

2017

- Recorded a career-high six tackles at No. 1 Alabama (10/21)
- Collected three tackles in his first start (left end) of 2017 vs. South Carolina (10/14).
- Made three tackles vs. UMass (9/23), including a tackle for loss that set the Minutemen back six yards.

>> Full profile on Media Guide Page 90-91

CAREER STATS

Defense GP/GS	UT	AT	TT	Sack	TFL	FF	FR	QBH	PD	Int	High Tk
2015	6/0	4	4	8	1-2	1.5-3	0	0	0	0	0-0-0
2016	11/1	9	6	15	0-0	2-2	0	0	0	2	0-0-0
2017	7/2	6	12	18	0-0	2.5-7	0	0	1	2	0-0-0
Totals	24/3	19	22	41	1-2	6-12	0	0	1	4	0-0-0

CAREER HIGHS

Tackles	6 at Alabama, 10/21/17
Tackles For Loss	1 (5x) last vs. UMass 9/23/17
Sacks	1 at Florida, 9/26/15
Passes Defended	2 vs. Kentucky, 11/12/16

CAREER GAME-BY-GAME

2015 Opp.	U-A-T, Other	2016 Opp.	U-A-T, Other
vs. B. Green	0-0-0	App State	DNP
Oklahoma	DNP	vs. V Tech	1-0-1
W. Carolina	1-2-3	Ohio	0-0-0
at Florida	2-1-3	Florida	1-0-1
Arkansas	0-0-0	at Georgia	DNP
Georgia	DNP	at Texas A&M	0-0-0
at Alabama	DNP	Alabama	0-0-0
at Kentucky	1-0-1	at S. Carolina	3-2-5, 1-1 tfl
So. Carolina	0-1-1, 0.5-1 tfl	Tenn. Tech	0-0-0
No. Texas	DNP-INJ	Kentucky	0-2-2, 2 pbu
at Missouri	DNP-INJ	Missouri	3-1-4
Vanderbilt	DNP-INJ	at Vanderbilt	1-1-2, 1-1 tfl
Northwestern	DNP-INJ	vs. Nebraska	0-0-0

2017 Opp.

vs. Georgia Tech	1-1-2
Indiana State	0-2-2, 1-1 tfl
at Florida	0-1-1, 1 qbh, 1 pd
UMass	1-2-3, 1-6 tfl
Georgia	0-1-1
South Carolina	1-2-3, 0.5-0 tfl
at Alabama	2-4-6

#13 DEANDRE JOHNSON

6-4, 258, Fr., Miami, Fla.

2017

- Logged the Vols' first sack of 2017 and the first of his career when he brought down Indiana State's Isaac Harker for a 10-yard loss on a 3rd-and-8 (9/9)

>> Full profile on Media Guide Page 69

CAREER STATS

Defense GP/GS	UT	AT	TT	Sack	TFL	FF	FR	PD	Int	High Tk
2017	5/0	3	1	4	1-10	2-20	2	0	0	0-0
Totals	5/0	3	1	4	1-10	2-20	2	0	0	0-0

CAREER HIGHS

Tackles	3 vs. Indiana State, 9/9/17
Tackles For Loss	2 vs. Indiana State, 9/9/17
Sacks	1 vs. Indiana State, 9/9/17
Forced Fumbles	2 vs. Indiana State, 9/9/17

CAREER GAME-BY-GAME

2017 Opp.	U-A-T, Other
Indiana State	2-1-3, 1 sack, 2-20 tfl, 2 FF
Florida	0-0-0
UMass	0-0-0
Georgia	0-0-0
South Carolina	DNP
at Alabama	0-1-1

#19 DARRELL TAYLOR

6-4, 254, R-So., Waverly, Va.

2017

- Forced the first fumble of his career during #7 Georgia's opening drive of the third quarter, forcing the Bulldogs to punt.
- Recorded first-career sack when he tackled Florida's Felipe Franks for a 15-yard loss on a 2nd-and-8. He also recovered the first fumble of his career in the third quarter (9/16)
- Made first-career start and made a career-high 12 tackles in season-opening win over Georgia Tech in Chick-fil-A Kickoff Game (9/4)

>> Full profile on Media Guide Page 98

CAREER STATS

Defense GP/GS	UT	AT	TT	Sack	TFL	FF	FR	QBH	PD	Int	High Tk
2015											
2016	8/0	6	3	9	0-0	1-1	0	0	3	1	0
2017	5/5	12	8	20	1-15	2.0-16	1	1	1	1	0
Totals	13/5	18	11	29	1-15	3.5-18	1	1	4	2	0

CAREER HIGHS

Tackles	12 vs. Georgia Tech, 9/4/17
Tackles For Loss	1 (2x) at Florida, 9/16/17, vs. Tennessee Tech, 11/5/16
Quarterback Hurries	3 vs. Tennessee Tech, 11/5/16
Sacks	1 at Florida, 9/16/17
Fumble Forced	1 vs. Georgia, 9/30/17
Fumble Recovery	1 at Florida, 9/16/17

GAME-BY-GAME

2017 Opp.	U-A-T, Other
vs. Georgia Tech	6-6-12
Indiana State	0-2-2, 0.5-1 tfl, 1 pd
at Florida	1-1-2, 1-15 tfl, 1-15 sack, 1 fr, 1 qb
UMass	2-0-2, 1-1 tfl
Georgia	2-0-2, 1 ff
South Carolina	DNP

#39 KENDAL VICKERS

6-3, 295, R-Sr., Havelock, N.C.

2017

- Made a career-high nine tackles vs. #7 Georgia and sacked the Bulldogs' Jake Fromm for a loss of seven yards.
- Collected five tackles vs. UMass (9/23), including his first sack of the season for a two-yard loss
- Started at DT and made six tackles in season-opening win over Georgia Tech in Chick-fil-A Kickoff Game (9/4)

>> Full profile on Media Guide Page 101

CAREER STATS

Defense GP/GS	UT	AT	TT	Sack	TFL	FF	FR	QBH	PD	Int	High Tk
2014	5/0	0	0	0	0-0	0-0	0	0	0	0	--
2015	13/13	9	11	20	0.5-4	1.5-7	0	0	1	0	4-2x
2016	13/13	19	19	38	2.5-15	6-21	1	0	2	0	7-SC
2017	7/7	8	22	30	1.5-9	4-12	0	0	0	0	9-GA
Totals	38/33	36	52	88	4.5-28	11.5-40	1	0	3	0	9-GA

CAREER HIGHS

Tackles	9 vs. Georgia, 9/30/17
Tackles For Loss	2 (2x), vs. Indiana State, 9/9/17 vs. Appalachian State, 9/1/16
Sacks	1 (3x), vs. Georgia, 9/30/17, vs. Virginia Tech, 9/10/16, at South Carolina, 10/29/16

CAREER GAME-BY-GAME

2015 Opp.	U-A-T, Other	2016 Opp.	U-A-T, Other
vs. B. Green	2-2-4	App State	2-1-3, 2-5 tfl
Oklahoma	0-0-0	vs. V Tech	2-2-4, 1-8 tfl, 1 ff
W. Carolina	2-2-4, 1-3 tfl	Ohio	0-0-0
at Florida	1-1-2	Florida	2-1-3
Arkansas	0-0-0	at Georgia	1-4-5, 1-1 tfl
Georgia	0-0-0, qh	at Texas A&M	0-4-4, 0.5-0 tfl
at Alabama	1-2-3	Alabama	0-0-0
at Kentucky	0-0-0	at S. Carolina	6-1-7, 1.0-2 sk, 1-2 tfl
So. Carolina	1-0-1	Tenn. Tech	0-1-1, 0.5-5 sk, 0.5-5 tfl
No. Texas	1-0-1	Kentucky	3-1-4
at Missouri	0-2-2	Missouri	2-0-2, 1 qh
Vanderbilt	1-1-2	at Vanderbilt	0-2-2, 1 qb
Nwestern	0-1-1, 0.5-4 sk, 0.5-4 tfl	vs. Nebraska	1-2-3

2017 Opp.

2017 Opp.	U-A-T, Other
vs. Georgia Tech	0-6-6
Indiana State	0-3-3, 1-2 tfl
at Florida	0-2-2

UMass	1-4-5, 1-2 tfl, 0.5 s
Georgia	4-5-9, 1-7 tfl, 1-7 s
South Carolina	1-2-3
at Alabama	0-2-2

#55 QUAY PICOU

6-1, 280, Jr., Sugar Hill, Ga.

2017

- Made a career-high three tackles in season-opening win over Georgia Tech in Chick-fil-A Kickoff Game (9/4)

>> Full profile on Media Guide Page 91

CAREER STATS

Defense GP/GS	UT	AT	TT	Sack	TFL	FF	FR	PD	Int	High Tk
2015	5/0	0	0	0	0-0	0-0	0	0	0	N/A
2016	7/0	3	2	5	0-0	0.5-1	0	1	0	1 2-ALA, TTU
2017	7/0	1	5	6	0-0	0-0	0	0	0	3-GT
Totals	17/0	4	7	11	0-0	0.5-1	0	1	0	1

CAREER HIGHS

Tackles	3 vs. Georgia Tech, 9/4/17
Tackles For Loss	0.5 vs. Tennessee Tech, 11/5/16
Sacks	1 vs. Alabama, 10/15/16

GAME-BY-GAME

2017 Opp.	U-A-T, Other
vs. Georgia Tech	1-2-3
Indiana State	0-1-1
at Florida	0-0-0
UMass	0-0-0
Georgia	0-0-0
South Carolina	0-2-2
at Alabama	0-0-0

#97 PAUL BAIN

6-5, 290, R-Jr., Powder Springs, Ga.

2017

- Blocked a game-winning field goal attempt against Georgia Tech as time expired in UT's season-opening win over Georgia Tech in the Chick-fil-A Kickoff Game (9/4)

>> Full profile on Media Guide Page 45

CAREER STATS

Defense GP/GS	UT	AT	TT	Sack	TFL	FF	FR	QBH	PD	Int	High Tk
2016	2/0	1	1	2	0-0	0.5-2	0	0	1	0	2-TTU
2017	3/0	0	0	0	0-0	0-0	0	0	0	0	--
Totals	5/0	1	1	2	0-0	0.5-2	0	0	1	0	2-TTU

CAREER HIGHS

Tackles	2 vs. Tennessee Tech, 11/5/16
Tackles For Loss	0.5 vs. Tennessee Tech, 11/5/16
Quarterback Hurries	1 vs. Tennessee Tech, 11/5/16
Blocked FGs	1 vs. Georgia Tech, 9/4/17

GAME-BY-GAME

2017 Opp.	U-A-T, Other
vs. Georgia Tech	0-0-0, FG Block
South Carolina	0-0-0
at Alabama	0-0-0

#99 KAHLIL MCKENZIE

6-3, 320, Jr., Walnut Creek, Calif.

2017

- Sacked South Carolina's Jake Bentley for a loss of six yards in the Gamecock's final drive of the first quarter (10/14)
- Made four tackles including 1.5 tackles for loss and his first sack of the season against UMass (9/23)
- Started at DT and made a career-high 8 tackles in season-opening win over Georgia Tech in the Chick-fil-A Kickoff Game (9/4)

>> Full profile on Media Guide Page 82-83

CAREER STATS

Defense GP/GS	UT	AT	TT	Sack	TFL	FF	FR	QBH	PD	Int	High Tk
2015	13/0	12	12	24	1-5	1-5	1	0	0	1	0-0
2016	7/1	2	10	12	0-0	0.5-1	0	0	0	0	0-0.5-TAMU
2017	7/7	10	15	25	2-10	3.5-12	0	0	2	0	0-0
Totals	27/8	24	37	61	3-15	5-18	1	0	2	1	0-0

CAREER HIGHS

Tackles	8 vs. Georgia Tech, 9/4/17
----------------	----------------------------

Sacks	1 at Missouri, 11/21/15
Tackles For Loss	1 at Missouri, 11/21/15
Forced Fumble	1 vs. Western Carolina, 9/19/15

CAREER GAME-BY-GAME

2015 Opp.	U-A-T, Other	2016 Opp.	U-A-T, Other
vs. B. Green	0-0-0	App State	1-1-1
Oklahoma	1-0-1	vs. Virginia Tech	0-1-1
W. Carolina	1-1-2, ff	Ohio	0-1-1
at Florida	2-0-2	Florida	0-0-0
Arkansas	2-3-5	at Georgia	0-2-2
Georgia	2-2-4	at Texas A&M	1-4-5, 1-0 tfl
at Alabama	0-0-0	Alabama	0-1-1
at Kentucky	0-0-0		
So. Carolina	1-1-2		
N. Texas	0-0-0		
at Missouri	1-1-2, 1-5 tfl, 1-5 s		
Vanderbilt	0-2-2, pbu, qh		
vs. Nwstrn	2-2-4		

2017 Opp.	U-A-T, Other
vs. Georgia Tech	2-6-8
Indiana State	0-2-2, 0-5-1 tfl, 1 qbh
at Florida	0-3-3
UMass	2-2-4, 1-5-5 tfl, 1 s, 1 qbh
Georgia	1-0-1
South Carolina	2-0-2, 1-6 tfl, 1-6 s
at Alabama	2-3-5

LINEBACKERS

#11 AUSTIN SMITH

6-3, 236, R-So., Buford, Ga.

2017

- Played in his first game of the 2017 season, entering the game vs. South Carolina off the bench (10/14)

>> Full profile on Media Guide Page 96

CAREER STATS

DefenseGP/GS	UT	AT	TT	Sack	TFL	FF	FR	PD	Int	High Tk
2015	13/1	3	0	3	0	0	0	0	0	1-3x
2016										
2017	2/0	0	0	0	0	0	0	0	0	--
Totals	14/1	3	0	3	0	0	0	0	0	1-3x

CAREER HIGHS

Tackles	1, 3x, last at Missouri, 11/22/15
---------	-----------------------------------

#14 QUART'E SAPP

6-2, 222, R-So., Alpharetta, Ga.

2017

- Recorded a career-high 11 tackles at No. 1 Alabama (10/21)
- Collected a career-high 2.0 tackles for loss for a total of three yards vs. South Carolina (10/14)
- Had a career game vs. #7 Georgia, collecting 10 tackles and the first tackle for loss of his career (9/30)
- Made the first start of his career vs. UMass (9/23) as UT's WLB and posted nine tackles and a PBU

>> Full profile on Media Guide Page 95

CAREER STATS

DefenseGP/GS	UT	AT	TT	Sack	TFL	FF	FR	PD	Int	High Tk
2015	4/0	3	0	3	0	0	0	0	0	2-BGSU
2016	2/0	1	0	1	0	0	0	0	0	1-AS
2017	7/4	21	24	45	0	3-5	0	0	2	11-AL
Car.	13/4	25	24	49	0	3-5	0	0	2	11-AL

CAREER HIGHS

Tackles	11 at Alabama, 10/21/17
TFLs	2.0 vs. South Carolina, 10/14/17
PBU's	1 (2x), vs. UMass, 9/23/17 vs. Georgia, 9/30/17

GAME-BY-GAME

2017 Opp.	U-A-T, Other
vs. Georgia Tech	0-1-1
Indiana State	0-0-0
at Florida	1-6-7
UMass	6-3-9, 1 pbu
Georgia	3-7-10, 1-2 tfl, 1 pbu
South Carolina	6-1-7, 2-3 tfl
at Alabama	5-6-11, 1 qbh

#17 DILLON BATES

6-3, 224, R-Jr., Ponte Vedra Beach, Fla.

2016

- Made two tackles at No. 24 Florida, including a solo tackle on special teams

>> Full profile on Media Guide Page 46

CAREER STATS

DefenseGP/GS	UT	AT	TT	Sack	TFL	FF	FR	QBH	Int	High Tk
2014	4/0	3	3	6	0-0	0-0	0	0	0	3-USU
2015	13/0	0	0	0	0-0	0-0	0	0	0	--
2016	13/0	1	2	3	0-0	0-0	0	2	0	1-3x
2017	7/0	3	2	5	0-0	0-0	0	0	0	2-UF/AL
Totals	37/0	7	7	14	0-0	0-0	0	2	0	3-USU

CAREER HIGHS

Tackles	3 vs. Utah State, 8/31/14
Fumbles Recovered	1 (2x), vs. Florida, 9/24/16 vs. Missouri, 11/19/16

#20 CORTEZ McDOWELL

6-0, 228, Sr., Locust Grove, Ga.

2017

- Injured in Florida game and will likely miss remainder of the season
- Recorded career-high 13 tackles (seven solo) and recovered a fumble in 2OT win vs. Georgia Tech (9/4)

>> Full profile on Media Guide Page 81-82

CAREER STATS

DefenseGP/GS	UT	AT	TT	Sack	TFL	FF	FR	PD	Int	High Tk
2014	13/0	10	9	19	0-0	0-0	0	1	0	4-UGa
2015	13/0	8	4	12	0-0	0-0	0	0	0	2-3x
2016	12/4	32	22	54	0-0	4-5	0	0	3	9-AS
2017	3/3	10	14	24	0-0	1-2	0	1	0	13-GT
Career	41/7	60	49	109	0-0	5-7	0	2	3	13-GT

CAREER HIGHS

Tackles	13 vs. Georgia Tech, 9/4/17
Fumble Recovery	1 (2x), last vs. Georgia Tech, 9/4/17
Interceptions	1 vs. Tennessee Tech, 11/5/16
Passes Defended	1 (3x), last at Vanderbilt, 11/26/16

CAREER GAME-BY-GAME

2014 Opp.	U-A-T, Other	2015 Opp.	U-A-T, Other
Utah State	0-0-0	vs. B. Green	0-0-0
Ark. State	1-0-1	Oklahoma	1-1-2
at Oklahoma	0-0-0	W. Carolina	1-0-1
at Georgia	2-2-4	at Florida	1-0-1
Florida	0-0-0	Arkansas	0-1-1
Chattanooga	0-3-3, fr	Georgia	2-0-2
at Ole Miss	1-0-1	at Alabama	0-0-0
Alabama	1-0-1	at Kentucky	1-0-1
at S. Carolina	1-1-2	So. Carolina	1-0-1
Kentucky	1-2-3	No. Texas	0-0-0
Missouri	1-0-1	at Missouri	0-1-1
at Vanderbilt	2-0-2	Vanderbilt	1-1-2
vs. Iowa	0-1-1	vs. Northwestern	0-0-0

2016 Opp.	U-A-T, Other	2017 Opp.	U-A-T, Other
App State	4-5-9	Georgia Tech	7-6-13, 5 tfl, 1 fr
vs. V Tech	2-1-3	Indiana State	4-5-8, 5 tfl
Ohio	2-1-3	at Florida	0-3-3
Florida	4-2-6, 2-2 tfl	UMass	DNP
at Georgia	3-3-6, pbu	Georgia	DNP
at Texas A&M	3-2-5	South Carolina	DNP
Alabama	DNP		
at S. Carolina	0-0-0		
Tenn. Tech	1-2-3, 1-18 int		
Kentucky	1-1-2		
Missouri	5-0-5, 1-2 tfl		
at Vanderbilt	4-1-5, 1-1 tfl, 1 pbu		
vs. Nebraska	3-4-7		

#34 DARRIN KIRKLAND JR.

6-1, 238, Jr., Indianapolis, Ind.

- 2017 Athlon Sports Preseason Third Team All-SEC
- 2017 Phil Steele Preseason Fourth Team All-SEC
- 2015 All-SEC Freshman Team

2017

- Out for the season after suffering an injury in fall practice

>> Full profile on Media Guide Page 77-78

CAREER STATS

DefenseGP/GS	UT	AT	TT	Sack	TFL	FF	FR	QBH	Int	High Tk
2015	13/10	43	23	66	3-26	6-5-29	0	1	5	1-26 9-SC
2016	8/6	30	15	45	1-4	5-10	0	0	0	0-0 9-AS,MU
Totals	21/16	73	38	111	4-30	11-5-39	0	1	5	1-26 9-3x

CAREER HIGHS

Tackles	9, 3x, last vs. Missouri, 11/19/16
Sacks	1, 4x, last vs. Virginia Tech, 9/10/16
Tackle for Loss	2 vs. Nebraska, 12/30/16
Interceptions	1 at Kentucky, 10/31/15
Fumble Recovery	1 at Missouri, 11/21/15

CAREER GAME-BY-GAME

2015 Opp.	U-A-T, Other	2015 Opp.	U-A-T, Other
vs. B. Green	2-1-3, 1-9 sk, 1-9 tfl	at Kentucky	2-4-6, 1-26 int, 1-1 tfl, 2 qh
Oklahoma	2-0-2	So. Carolina	5-4-9, qh
W. Carolina	2-2-4	N. Texas	5-3-8, 1-1 tfl
at Florida	3-2-5, 1-5-9 tfl, 1-9 sk	at Missouri	2-3-5, fr
Arkansas	6-1-7, qh	Vanderbilt	3-0-3, pbu
Georgia	1-0-1, qh	vs. Northwestern	5-1-6, 1 sk, 1.5 tfl
at Alabama	5-2-7, 0.5-1 tfl		

2016 Opp. U-A-T, Other

App State	4-5-9
vs. V Tech	7-0-7, 1-4 sk
Ohio	DND-INJ
Florida	DND-INJ
at Georgia	DND-INJ
at Texas A&M	DND-INJ
Alabama	DND-INJ
at S. Carolina	5-3-8
Tenn. Tech	1-0-1, 1-1 tfl
Kentucky	1-1-2
Missouri	6-3-9, 1-0 tfl
at Vanderbilt	2-0-2
vs. Nebraska	4-3-7, 2-4 tfl

ON THE TENNESSEE CHARTS

Tackles By True Freshman - Season

1.	86	Eric Berry	2007
2.	80	A.J. Johnson	2011
3.	72	Derek Barnett	2014
4.	66	Darrin Kirkland Jr.	2015
5.	65	Jonathan Hefney	2004
6.	56	Curt Maggitt	2011

#35 DANIEL BITULI

6-3, 235, So., Antioch, Tenn.

2017

- Tied fifth in the SEC with 8.1 tackles per game
- Intercepted a pass from No. 1 Alabama's Tua Tagovailoa and returned it 97 yards for a score with 6:03 left in the third quarter (10/21)
- Posted a career-high 23 tackles against Georgia Tech (9/4), tying for the eighth-most tackles in a single game in UT history

>> Full profile on Media Guide Page 50

CAREER STATS

DefenseGP/GS	UT	AT	TT	Sack	TFL	FF	FR	QBH	Int	High Tk
2016	9/0	7	2	9	0-0	0-0	0	0	0	5-VU
2017	7/5	28	29	57	0-0	1-5-3	1	0	1	23-GT
Totals	16/5	35	31	66	0-0	1-5-3	1	0	1	23-GT

CAREER HIGHS

Tackles	23 vs. Georgia Tech, 9/4/17
Fumbles Forced	1 vs. Georgia Tech, 9/4/17
Interceptions	1 at Alabama, 10/21/17
INT Returned For TD	1 at Alabama, 10/21/17

GAME-BY-GAME

2017 Opp.	U-A-T, Other
vs. Georgia Tech	10-13-23, 1 ff
Indiana State	3-2-5, 1 tfl
at Florida	2-3-5, 0.5-2 tfl
UMass	3-2-5
Georgia	3-5-8
South Carolina	2-0-2
at Alabama	3-6-9, 1 int (97 yds), 1 td, 1 qbh

#41 ELLIOTT BERRY

5-11, 206, Sr., Fairburn, Ga.

2017

- Tallied the first sack of his career vs. UMass (9/23), a three yard loss first down in the third quarter
- Made two solo tackles vs. Indiana State (9/9)

>> Full profile on Media Guide Page 47-48

CAREER STATS

Defense	GP/GS	UT	AT	TT	Sack	TFL	FF	FR	PD	Int	High Tk
2014	9/0	0	0	0	0-0	0-0	0	0	0	0-0	--
2015	9/0	0	1	1	0-0	0-0	0	0	0	0-0	1-UK
2016	13/4	22	12	34	0-0	3.5-10	0	0	1	0-0	9-UA
2017	7/0	3	5	8	1-3	1-3	0	0	1	0-0	2-3x
Totals	38/4	25	18	43	1-3	4.5-13	0	0	2	0-0	9-UA

CAREER HIGHS

Tackles	9 vs. Alabama, 10/15/16
Tackles for Loss	2 vs. Alabama, 10/15/16
Pass Breakups	1 (2x) vs. UMass 9/23/17, vs. Kentucky, 11/12/16
Sacks	1 vs. UMass 9/23/17

CAREER GAME-BY-GAME

2014 Opp.	U-A-T, Other	2015 Opp.	U-A-T, Other
Utah State	0-0-0	vs. B. Green	0-0-0
Ark. State	0-0-0	Oklahoma	0-0-0
at Oklahoma	0-0-0	W. Carolina	0-0-0
at Georgia	DNP	at Florida	0-0-0
Florida	0-0-0	Arkansas	0-0-0
Chattanooga	0-0-0	Georgia	0-0-0
at Ole Miss	DNP	at Alabama	0-0-0
Alabama	DNP	at Kentucky	0-1-1
at S. Carolina	DNP	S. Carolina	0-0-0
Kentucky	0-0-0	No. Texas	DNP
Missouri	0-0-0	at Missouri	DNP
at Vanderbilt	0-0-0	Vanderbilt	DNP
vs Iowa	0-0-0	vs. Nwstern	DNP

2016 Opp.	U-A-T, Other	2017 Opp.	U-A-T, Other
App State	0-0-0	Georgia Tech	0-1-1
vs. V. Tech	0-0-0	Indiana State	2-0-2
Ohio	0-0-0	at Florida	0-0-0
Florida	0-0-0	UMass	1-1-2, 1-3 tfl, 1 s
at Georgia	1-0-1	Georgia	0-1-1
at Texas A&M	3-4-7, 1-1 tfl	South Carolina	0-0-0
Alabama	6-3-9, 2-9 tfl	at Alabama	0-2-2
at S. Carolina	0-0-0		
Tenn. Tech	1-2-3, 0.5-0		
Kentucky	2-1-3, 1 pb		
Missouri	5-2-7		
at Vanderbilt	4-0-4		
vs. Nebraska	0-0-0		

#53 COLTON JUMPER

6-2, 229, Sr., Lookout Mountain, Tenn.

2017

- Made 3.5 tackles for loss and 2.5 sacks vs. UMass (9/23), setting new career-highs in each category
- Posted first sack of his career in the second quarter at No. 24 Florida, causing a nine-yard loss on third down which forced the Gators to punt (9/16)
- Collected 11 tackles in the first half vs. Georgia Tech (9/4) and finished the game with a career-high 18

>> Full profile on Media Guide Page 72-73

CAREER STATS

Defense	GP/GS	UT	AT	TT	Sack	TFL	FF	FR	QBH	PD	Int	High Tk
2014	0/0	0	0	0	0-0	0-0	0	0	0	0	0-0	--
2015	13/3	6	4	10	0-0	1-1	0	0	1	0	0-0	4-OU
2016	13/7	37	24	61	0-0	4-7	1	0	3	2	1-0	11-UGA
2017	7/4	15	23	38.4	5-27	7-31	0	0	1	0	0-0	18-GT
Totals	33/14	58	51	109.4	5-27	12-39	1	0	5	2	1-0	18-GT

CAREER HIGHS

Tackles	18 vs. Georgia Tech, 9/4/17
Tackles for Loss	3.5 vs. UMass, 9/23/17
Fumbles Forced	1 at Georgia, 10/1/16
Interceptions	1 at Texas A&M, 10/8/16
Pass Breakups	1 vs. Florida, 9/24/16
Sacks	2.5 vs. UMass, 9/23/17

CAREER GAME-BY-GAME

2015 Opp.	U-A-T, Other	2015 Opp.	U-A-T, Other
vs. B. Green	1-1-2	at Kentucky	0-0-0
Oklahoma	3-1-4, 1-1 tfl	So. Carolina	0-0-0
W. Carolina	1-1-2	No. Texas	0-0-0 qh
at Florida	0-0-0	at Missouri	0-0-0
Arkansas	0-0-0	Vanderbilt	0-1-1
Georgia	0-0-0	vs. Northwestern	1-0-1
at Alabama	0-0-0		

2016 Opp.	U-A-T, Other	2017 Opp.	U-A-T, Other
App State	0-0-0	Georgia Tech	3-15-18, .5 tfl
vs. Virginia Tech	2-1-3	Indiana State	3-1-4, .5 tfl
Ohio	5-2-7, 1-1 tfl	at Florida	2-0-2, 1-9 tfl, 1 s
Florida	4-4-8, 1 pbu	UMass	3-1-4, 3.5-13 tfl, 2.5 s
at Georgia	6-5-11, 0.5-1 tfl, ff	Georgia	1-4-5, 2-8 tfl, 1-6 s
at Texas A&M	7-3-10, 1.0-3 tfl, int	South Carolina	1-1-2
Alabama	1-2-3, 1 qh	at Alabama	2-1-3
at S. Carolina	3-0-3, 1 qh		
Tenn. Tech	0-2-2, 0.5-1 tfl, qbh		
Kentucky	2-2-4		
Missouri	6-2-8, 1-1 tfl		
at Vanderbilt	1-1-2		
vs. Nebraska	0-0-0		

DEFENSIVE BACKS

#3 MARQUILL OSBORNE

5-11, 188, So., Cornelius, N.C.

2017

- Made two tackles vs. South Carolina (10/14), tying a career-high set in 2016 vs. Alabama
- Recorded his first tackle of the season vs. Georgia Tech in the Chick-fil-A Kickoff Game (9/4)

>> Full profile on Media Guide Page 89

CAREER STATS

Defense	GP/GS	UT	AT	TT	Sack	TFL	FF	FR	PD	Int	High Tk
2016	11/0	6	0	6	1-2	2-3	0	0	0	0	2-ALA
2017	6/0	2	2	4	0-0	0-0	0	0	0	0	2-SC
Totals	17/0	8	2	10	1-2	2-3	0	0	0	0	02-ALA/SC

Kick Return	GP/GS	No	Yds	Avg	Per/G	TD	Long	High Yd
2016	11/0	4	79	19.8	7.2	0	24	55-UK
Totals	11/0	4	79	19.8	7.2	0	24	55-UK

CAREER HIGHS

Tackles	2 (2x), vs. South Carolina, 10/14/17, vs. Alabama, 10/15/16
Tackles for Loss	1.0 (2x), at South Carolina, 10/29/16, vs. Tennessee Tech, 11/5/16
Sacks	1.0 vs. Tennessee Tech, 11/5/16
Kick Returns	3 vs. Kentucky, 11/12/16
Kick Return Yards	55 vs. Kentucky, 11/12/16
Kick Return Long	24 at South Carolina, 10/29/16

CAREER GAME-BY-GAME

2016 Opp.	U-A-T, Other	2017 Opp.	U-A-T, Other
App State	0-0-0	Georgia Tech	0-1-1
vs. V Tech	0-0-0	Indiana State	0-1-1
Ohio	0-0-0	at Florida	DNP
Florida	0-0-0	UMass	0-0-0
at Georgia	0-0-0	Georgia	0-0-0
at Texas A&M	0-0-0	South Carolina	2-0-2
Alabama	2-0-2	at Alabama	0-0-0
at S. Carolina	1-0-1, 1 tfl		
Tenn. Tech	1-0-1, 1 tfl, 1.0 sack		
Kentucky	0-0-0		
Missouri	1-0-1		
Vanderbilt	0-0-0		
vs. Nebraska	1-0-1		

#6 SHAQ WIGGINS

5-10, 169, R-Sr., Tyrone, Ga.

- 2015 All-ACC Honorable Mention (Coaches & Media)

2017

- Made a season-high four tackles vs. South Carolina (10/14)
- Recorded his first tackle as a Vol in his Tennessee debut vs. Indiana State (9/9)

>> Full profile on Media Guide Page 103

CAREER STATS

Defense	GP/GS	UT	AT	TT	Sack	TFL	FF	FR	PD	Int	High Tk
2013-UGA	12/8	17	2	19	0-0	3-5	0	0	4	2	N/A
2015-LOU	13/13	18	12	30	0-0	0.5-1	0	0	11	2	5-CLEM
2016-LOU	8/1	6	2	8	0-0	1-1	0	0	3	0	2-4x
2017	6/0	8	2	10	0-0	0-0	0	0	0	0	4-SC
Totals	37/22	49	18	67	0-0	4.5-7	0	0	18	4	5-CLEM

CAREER HIGHS

Tackles	5 vs. Clemson, 9/17/15
Interceptions	1 (4x), last at Wake Forest, 10/30/15
Interception Return Yards	39 at Vanderbilt, 10/19/13

GAME-BY-GAME

2017 Opp.	U-A-T, Other
Georgia Tech	DNP
Indiana State	0-1-1, 0.5-1 tfl
at Florida	0-0-0
UMass	0-0-0
Georgia	1-1-2
South Carolina	4-0-4
at Alabama	3-0-3

#7 RASHAAN GAULDEN

6-1, 193, R-Jr., Spring Hill, Tenn.

2017

- Recovered the first fumble of his career in the fourth quarter at No. 1 Alabama, giving Tennessee the ball at

the UA20

- Led UT's defense with 10 tackles, including eight solo tackles, vs. South Carolina (10/14), matching a career-high recorded at Florida.
- Recorded a career-high 10 tackles at No. 24 Florida and intercepted a pass by UF's Feleipe Franks at the 40-yard line, sparking UT's game-tying drive (9/16)
- Forced second fumble of his career and made seven tackles vs. Georgia Tech (9/4)

>> Full profile on Media Guide Page 62-63

CAREER STATS

Defense	GP/GS	UT	AT	TT	Sack	TFL	FF	FR	PD	Int	High Tk
2014	11/0	6	1	7	0-0	0-0	0	0	0	0-0	1-6x
2015	DNP										
2016	13/9	52	16	68	0-0	6-25	1	0	4	0-0	9-MU
2017	7/6	26	16	42	0-0	3-3	1	1	4	1-0	10-UF
Totals	31/15	84	33	117	0-0	9-28	2	1	8	1-0	10-UF

CAREER HIGHS

Tackles	10 at Florida, 9/16/17
Tackle For Loss	2 vs. Alabama, 10/15/16
Interceptions	1 at Florida, 9/16/17
Pass Breakups	2 vs. Nebraska, 12/30/16
Forced Fumbles	1 (2x) vs. Georgia Tech, 9/4/17, vs. Nebraska, 12/30/16
Fumbles Recovered	1 at Alabama 10/21/17
Quarterback Hurry	1 vs. Florida, 9/24/16

CAREER GAME-BY-GAME

2014 Opp.	U-A-T, Other	2015 Opp.	U-A-T, Other
Utah State	1-0-1	Missed entire season due to injury	
Ark. State	DNP		
at Oklahoma	DNP		
at Georgia	0-1-1		
Florida	0-0-0		
Chattanooga	0-0-0		
at Ole Miss	1-0-1		
Alabama	0-0-0		
at S. Carolina	1-0-1		
Kentucky	1-0-1		
Missouri	0-0-0		
at Vanderbilt	1-0-1		
vs Iowa	1-0-1		

2016 Opp.	U-A-T, Other	2017 Opp.	U-A-T, Other
App State	1-0-1, 1 pbu	Georgia Tech	3-4-7
v. V Tech	4-3-7, 0.5-0 tfl	Indiana State	3-2-5
Ohio	6-1-7	at Florida	5-5-10, 1 int, 1 pbu
Florida	1-0-1, 1 qh	UMass	2-0-2, 1-1 tfl
at Georgia	7-1-8, 1 pbu	Georgia	3-3-6, 1-1 tfl
at Texas A&M	2-1-3	South Carolina	8-2-10, 1-1 tfl
Alabama	6-0-6, 2-11 tfl	at Alabama	1-1-2, 1 fr, 2 pbu
at S. Carolina	2-2-4		
Tenn. Tech	3-3-6, 0.5-1, tfl		
Kentucky	5-1-6, 1-3 tfl		
Missouri	7-2-9, 1-8 tfl		
at Vanderbilt	5-0-5, 1-2 tfl		
vs. Nebraska	3-2-5, 1 ff, 2 pbu		

#8 JUSTIN MARTIN

6-1, 196, Sr., Antioch, Tenn.

2017

- Intercepted #7 Georgia's first pass of the second quarter (and the first of his career) to set up a Tennessee drive starting from the UGA 27 (9/30)
- Made a season-high five tackles at No. 24 Florida and forced the fourth quarter fumble that resulted in a touchback and jumpstarted a UT scoring drive (9/16)
- Started at corner and recorded four tackles in 42-7 win over Indiana State (9/9)

>> Full profile on Media Guide Page 80-81

CAREER STATS

Defense	GP/GS	UT	AT	TT	Sack	TFL	FF	FR	PD	Int	High Tk
2015	13/6	20	3	23	0-0	0-0	0	0	6	0-0	7-Ala
2016	11/2	14	5	19	0-0	0-0	0	0	1	0-0	4-VT, SC
2017	7/6	15	4	19	0-0	0-0	1	0	2	1-0	5-UF/UM
Totals	31/14	49	12	61	0-0	0-0	1	0	9	1-0	7-Ala

CAREER HIGHS

Tackles	7 at Alabama, 10/24/15
Pass Breakups	2 vs. South Carolina, 11/7/15
Forced Fumbles	1 at Florida, 9/16/17
Interceptions	1 vs. Georgia, 9/30/17

CAREER GAME-BY-GAME

2015 Opp.	U-A-T, Other	2015 Opp.	U-A-T, Other
vs. B. Green	0-0-0	at Alabama	7-0-7, pbu

Oklahoma	0-0-0	So. Carolina	1-0-1, 2 pbu
W. Carolina	1-0-1, pbu	No. Texas	0-2-2
at Florida	0-0-0	at Missouri	0-0-0
Arkansas	2-0-2	Vanderbilt	2-0-2
Georgia	0-0-0	Northwestern	4-1-5, 1 pbu
at Kentucky	3-0-3, pbu		
2016 Opp.	U-A-T, Other	2017 Opp.	U-A-T, Other
App State	1-1-2	Georgia Tech	0-0-0
vs. V Tech	2-2-4	Indiana State	3-1-4
Ohio	DNP-INJ	at Florida	3-2-5, 1 ff
Florida	2-1-3	UMass	4-1-5
at Georgia	DNP-SUSP	Georgia	1-1-2, 1 int, 1 pbu
at Texas A&M	0-0-0	South Carolina	3-0-3
Alabama	0-0-0	at Alabama	0-0-0
at S. Carolina	4-0-4, 1 pbu		
Tenn. Tech	3-1-4		
Kentucky	1-0-1sd		
Missouri	0-0-0		
at Vanderbilt	1-0-1		
vs. Nebraska	0-0-0		

#12 EMMANUEL MOSELEY

5-11, 184, Sr., Greensboro, N.C.

2017

- Recorded four tackles vs. South Carolina, including a third-down stop that forced a punt and ended the first quarter
- Started at right cornerback vs. Indiana State (9/9), making a season-high six tackles, including one tackle for loss

>> Full profile on Media Guide Page 87-88

CAREER STATS

Defense	GP/GS	UT	AT	TT	Sack	TFL	FF	FR	PD	Int	High Tk
2014	13/2	15	4	19	0-0	2-5	0	0	6	0-0	5-SC
2015	13/7	23	5	28	0-0	2-4	0	0	11	1-20	6-BG
2016	13/10	44	13	57	0-0	3.5-12	0	0	6	0-0 8-Ohio, UA	
2017	7/7	17	5	22	0-0	1-1	0	0	5	0-0	6-IS
Totals	46/26	99	27	126	0-0	8.5-22	0	0	26	1-208-Ohio, UA	

CAREER HIGHS

Tackles	8 (2x), vs. Ohio, 9/17/16, vs. Alabama, 10/15/16
Tackles For Loss	3 vs. Alabama, 10/15/16
Interceptions	1 vs. Northwestern, 1/1/16
Passes Defended	2 (5x), last vs. UMass, 9/23/17

CAREER GAME-BY-GAME

2014 Opp.	U-A-T, Other	2015 Opp.	U-A-T, Other
Utah State	1-0-1	vs. B. Green	5-1-6, 1-1 tfl, pbu
Ark. State	0-0-0	Oklahoma	2-2-4, 2 pbu
at Oklahoma	0-0-0	W. Carolina	0-0-0, pbu
at Georgia	0-0-0	at Florida	5-0-5, pbu
Florida	2-0-2, 2-5 tfl	Arkansas	2-1-3, pbu
Chattanooga	1-0-1	Georgia	1-0-1, pbu
at Ole Miss	2-0-2, pbu	at Alabama	2-0-2, 1-3 tfl
Alabama	2-1-3	at Kentucky	0-0-0, pbu
at So. Carolina	3-2-5, 2 pbu	So. Carolina	1-0-1
Kentucky	1-0-1, 2 pbu	No. Texas	1-1-2
Missouri	2-1-3	at Missouri	1-0-1, 2 pbu
at Vanderbilt	0-0-0, pbu	Vanderbilt	2-0-2
vs. Iowa	1-0-1	vs. Northwestern	1-0-1, 1 INT

2016 Opp.	U-A-T, Other	2017 Opp.	U-A-T, Other
App State	0-1-1	vs. Georgia Tech	2-0-2, 1 pbu
vs. V Tech	5-1-6	Indiana State	5-1-6, 1-1 tfl
Ohio	5-3-8, 1 pbu	at Florida	2-2-4, 1 pbu
Florida	6-1-7, 1 pbu	UMass	4-0-4, 2 pbu
at Georgia	3-2-5, 0.5-1 tfl, 1 pbu	Georgia	0-0-0, 1 pbu
at Texas A&M	2-0-2, 1 pbu	South Carolina	2-2-4
Alabama	7-1-8, 3-0-11 tfl	at Alabama	1-1-2
at S. Carolina	7-0-7, 1 pbu		
Tenn. Tech	4-2-6, 1 pbu		
Kentucky	1-0-1		
Missouri	2-1-3		
at Vanderbilt	2-0-2		
vs. Nebraska	1-0-1		

#15 SHAWN SHAMBURGER

6-0, 191, Fr., Moultrie, Ga.

2017

- Led the Vols with 12 tackles, including a sack, at No. 1 Alabama in his first career start (cornerback)

>> Full profile on Media Guide Page 95

CAREER STATS

Defense	GP/GS	UT	AT	TT	Sack	TFL	FF	FR	PD	Int	High Tk
2017	7/1	8	5	13	1-1	1-1	0	0	0	0	12-AL
Totals	7/1	8	5	13	1-1	1-1	0	0	0	0	12-AL

CAREER HIGHS

Tackles	12 at Alabama, 10/21/17
Tackles For Loss	1.0 at Alabama, 10/21/17
Sacks	1.0 at Alabama, 10/21/17

CAREER GAME-BY-GAME

2017 Opp.	U-A-T, Other
vs. Georgia Tech	0-0-0
Indiana State	1-0-1
at Florida	0-0-0
UMass	0-0-0
Georgia	0-0-0
South Carolina	0-0-0
at Alabama	7-5-12, 1-1 tfl, 1 s

#18 NIGEL WARRIOR

6-0, 194, So., Duluth, Ga.

• 2016 SEC All-Freshman Team

2017

- Ranks second on the team and 13th in the SEC with 7.4 tackles per game
- Made seven tackles, including the first sack of his career, vs. No. 1 Alabama
- Tallied six tackles and forced a fumble at No. 24 Florida's 42-yard line that was recovered by Darrell Taylor (9/16)
- Started the season at strong safety and recorded a career-high 13 tackles vs. Georgia Tech (9/4)

>> Full profile on Media Guide Page 102

CAREER STATS

Defense	GP/GS	UT	AT	TT	Sack	TFL	FF	FR	PD	Int	High Tk
2016	12/1	19	3	22	0-0	1-1	0	0	0	0	7-TTU, MU
2017	7/7	22	30	52	1-2	1-2	2	0	3	0	13-GT
Totals	19/8	41	33	74	1-2	2-3	2	0	3	0	13-GT

CAREER HIGHS

Tackles	13 vs. Georgia Tech, 9/4/17
Tackles For Loss	1 vs. Tennessee Tech, 11/5/16
Forced Fumbles	1 (2x), vs. Georgia, 9/30/17, at Florida, 9/16/17

CAREER GAME-BY-GAME

2016 Opp.	U-A-T, Other	2017 Opp.	U-A-T, Other
App State	0-0-0	Georgia Tech	2-11-13
vs. V Tech	0-0-0	Indiana State	3-3-6, 0.5 tfl
Ohio	0-0-0	at Florida	2-4-6, 1 ff, 1 pbu
Florida	0-0-0	UMass	1-2-3, 1 pbu
at Georgia	0-0-0	Georgia	4-4-8, 1 ff
at Texas A&M	0-0-0	South Carolina	5-4-9
Alabama	5-0-5	at Alabama	4-3-7, 1-2 tfl, 1 s, 1 pbu
at S. Carolina	2-0-2		
Tenn. Tech	6-1-7, 1-1 tfl		
Kentucky	1-0-1		
Missouri	5-2-7		
at Vanderbilt	0-0-0		

#22 MICAH ABERNATHY

6-0, 203, Jr., Atlanta, Ga.

• SEC Defensive Player of the Week (9/12/16)

2017

- Has recorded at least six tackles in every SEC game played through Alabama (10/21)
- Made nine tackles vs. #7 UGA (9/30) and #1 Alabama (10/21), tying a season-high set against Georgia Tech in the Chick-fil-A Kickoff Game
- Collected nine tackles and recovered one fumble vs. Georgia Tech (9/4)

>> Full profile on Media Guide Page 44-45

CAREER STATS

Defense	GP/GS	UT	AT	TT	Sack	TFL	FF	FR	PD	Int	High Tk
2015	12/0	7	2	9	0-0	0-0	0	0	2	0-0	3-NU
2016	12/10	52	17	69	0-0	3-6	0	3	6	2-26	12-MU
2017	7/7	27	16	43	0-0	0-0	0	1	2	0-0	9-3X
Totals	31/16	86	35	121	0-0	3-6	0	4	10	2-26	12-MU

Kick Returns	GP/GS	No	Yds	Avg	Per/G	TD	Long	High Yd
2015	12/0	4	69	17.3	5.8	0	27-WCU	42-VU
2016	12/10	6	123	20.5	10.3	0	26-Ohio	64-Ohio
2017	6/0	0	0	0.0	0.0	0	--	--
Totals	29/10	10	192	19.2	8.0	0	27-WCU	64-Ohio

CAREER HIGHS

Tackles	12 vs. Missouri, 11/19/16
Interceptions	1 (2x), vs. Missouri, 11/19/16, at Vanderbilt, 11/26/16
Fumbles Recovered	3 vs. Virginia Tech, 9/10/16 (School Record)
Passes Defended	2 vs. Missouri, 11/19/16
Kickoff Returns	3 (2x), vs. Vanderbilt, 11/28/15, vs. Ohio, 9/17/16
Kickoff Return Yards	63 vs. Ohio, 9/17/16

CAREER GAME-BY-GAME

2015 Opp.	U-A-T, Other/KR	2016 Opp.	U-A-T, Other/KR
vs. B. Green	1-0-1, pbu	App State	7-1-8, 1-1 tfl, 1 pbu
Oklahoma	0-0-0	vs. V. Tech	3-0-3, 3 FR
W. Carolina	0-1-1 / 1-27 KR	Ohio	3-2-5 / 3-63-0 KR, 26
at Florida	DNP	Florida	2-1-3, 1 pbu
Arkansas	0-0-0	at Georgia	4-5-9 / 2-45-0 KR, 23
Georgia	0-0-0	at Texas A&M	2-0-2
at Alabama	0-0-0	Alabama	4-0-4
at Kentucky	1-0-1, pbu	Tenn Tech	2-0-2, 1-1 tfl, 1 pbu
So. Carolina	0-0-0	Kentucky	9-1-10, 1-4 tfl
No. Texas	1-0-1	Missouri	7-5-12, 1-26 int, 1 pbu
at Missouri	1-0-1	at Vanderbilt	8-0-8, 1-0 int
Vanderbilt	1-0-1 / 3-42-0, 26	vs. Nebraska	1-2-3
Northwestern	2-1-3		

2017 Opp. U-A-T, Other/KR

Georgia Tech	3-6-9, 1 fr
Indiana State	0-0-0, 1 pd
at Florida	4-3-7
UMass	3-0-3, 1 pbu
Georgia	7-2-9, 1 qbh
South Carolina	4-2-6
at Alabama	6-3-9

#24 TODD KELLY JR.

5-11, 200, Sr., Knoxville, Tenn.

- 2017 Wuerffel Trophy Preseason Watch List
- 2017 Lott IMPACT Trophy Preseason Watch List
- Nominated for 2017 Allstate AFCA Good Works Team
- 2016 CoSIDA Academic All-District 3

2017

- Made four tackles, including a tackle for loss in home opener vs. Indiana State (9/9)

>> Full profile on Media Guide Page 75-76

CAREER STATS

Defense	GP/GS	UT	AT	TT	Sack	TFL	FF	FR	PD	Int	High Tk
2014	13/3	22	11	33	0-0	0-0	0	1	5	3-21	6-Miz
2015	13/2	31	15	46	0-0	0-0	0	0	5	3-5	8-OU
2016	12/11	49	22	71	1-7	2-11	1	0	2	2-10	11-UA
2017	2/1	5	2	7	0-0	0.5-2	0	0	0	0-0	4-IS
Totals	40/17	104	49	153	1-7	2.5-13	1	1	12	8-36	11-UA

CAREER HIGHS

Tackles	11 vs. Alabama, 10/15/16
Tackles for Loss	1.0 (2x), at Georgia, 10/1/16, at South Carolina, 10/29/16
Sacks	1 vs. South Carolina, 10/29/16
Interceptions	2 vs. Oklahoma, 9/12/15
Forced Fumbles	1 vs. Virginia Tech, 9/10/15
Fumble Recoveries	1 vs. Utah State, 8/31/14

CAREER GAME-BY-GAME

2014 Opp.	U-A-T, Other	2015 Opp.	U-A-T, Other
Utah State	2-0-2, fr	vs. B. Green	1-1-2
Ark. State	4-1-5	Oklahoma	4-4-8, 2-5 int
at Oklahoma	0-0-0, pd	W. Carolina	4-1-5
at Georgia	2-2-4, 1-0 int, pd	at Florida	2-3-5
Florida	1-1-2, 1-21 int	Arkansas	0-2-2
Chattanooga	3-1-4	Georgia	4-0-4, 2 pbu
at Ole Miss	2-1-3	at Alabama	3-1-4
Alabama	1-1-2	at Kentucky	3-0-3
at S. Carolina	0-0-0	So. Carolina	6-0-6
Kentucky	0-1-1	N. Texas	2-2-4
Missouri	5-1-6	at Missouri	0-1-1
at Vanderbilt	1-0-1, 1-0 int	Vanderbilt	0-0-0, 1-0 int
vs. Iowa	1-2-3	vs. Northwestern	2-0-0

2016 Opp.	U-A-T, Other	2017 Opp.	U-A-T, Other
App State	3-2-5	vs. Georgia Tech	2-1-3
vs. V Tech	1-4-5, 1 ff	Indiana State	3-1-4, 0.5-2 tfl
Ohio	4-3-7, 1 pbu		
Florida	5-0-5, 1-1 int		
at Georgia	6-4-10, 1-4 tfl		
at Texas A&M	4-3-7, int		
Alabama	7-4-11		
at S. Carolina	5-0-5, 1-7 sk, 1-7 tfl		
Tenn. Tech	4-1-5, pbu		
Kentucky	6-1-7		
Missouri	DND-INJ		
at Vanderbilt	0-0-0		
vs. Nebraska	4-0-4		

#28 BAYLEN BUCHANAN

5-11, 185, So., Lawrenceville, Ga.

2017

- Made first tackle of the season at No. 1 Alabama (10/21)
- >> Full profile on Media Guide Page 52

CAREER STATS

Defense	GP/GS	UT	AT	TT	Sack	TFL	FF	FR	PD	Int	High Tk
2016	13/13	17	3	20	0-0	0-0	0	0	1	0-0	8-UA
2017	4/0	1	0	1	0-0	0-0	0	0	0	0-0	1-AL
Totals	17/1	18	3	21	0-0	0-0	0	0	1	0-0	8-UA

CAREER HIGHS

Tackles	8 vs. Alabama, 10/15/16
Passes Defended	1 vs. Ohio, 9/17/16

CAREER GAME-BY-GAME

2016 Opp.	U-A-T, Other	2017 Opp.	U-A-T, Other
App State	0-0-0	vs. Georgia Tech	0-0-0
vs. V. Tech	0-0-0	Indiana State	DNP
Ohio	4-1-5, 1 pbu	at Florida	DNP
Florida	3-0-3	UMass	DNP
at Georgia	0-0-0	Georgia	0-0-0
at Texas A&M	1-0-1	South Carolina	0-0-0
Alabama	6-2-8	at Alabama	1-0-1
at S. Carolina	0-0-0		
Tenn. Tech	3-0-3		
Kentucky	0-0-0		
Missouri	0-0-0		
Vanderbilt	0-0-0		
Nebraska	0-0-0		

#29 EVAN BERRY

5-11, 205, Sr., Fairburn, Ga.

- 2017 Preseason Paul Hornung Award Watch List
- 2017 Preseason Coaches All-SEC Second Team
- 2017 SEC Media Days All-SEC Second Team
- 2017 Athlon Sports Preseason First Team All-SEC
- 2017 Athlon Sports Preseason First Team All-American
- 2017 Phil Steele Preseason First Team All-SEC
- 2017 Phil Steele Preseason Third Team All-American
- 2016 CBS Sports Preseason All-American
- 2016 Preseason Coaches All-SEC First Team (KR)
- 2016 Preseason Media All-SEC Second Team (KR)
- 2016 Athlon, Lindy's Sports Preseason All-SEC
- 2015 Walter Camp First Team All-American
- 2015 Sporting News First Team All American
- 2015 Sports Illustrated First Team All American
- 2015 AutoNation FWAA Second Team All-American
- 2015 CBS Sports Second Team All-American
- 2015 FOX Sports Second Team All-American
- 2015 SEC Special Teams Player of the Year
- 2015-16 ESPN All-SEC Bowl Team
- 2015 All-SEC Coaches First Team Return Specialist
- His 32.9-yard KR average in 2016 ranks fourth in the nation and his 34.2-yard KR career average ranks first among all current FBS players
- With four career kick return touchdowns, is tied with Willie Gault (1979-82) for most in Tennessee history
- Ranks FIRST all-time in career kickoff return average (min. 25 returns) with 34.2 average at Tennessee

2017

- Returned two kicks for 86 yards, including a season-long 51-yard return in the season opener vs. Georgia Tech (9/4)

>> Full profile on Media Guide Page 48-49

CAREER STATS

Defense	GP/GS	UT	AT	TT	Sack	TFL	FF	FR	PD	Int	High Tk
2014	13/0	5	0	5	0-0	0-0	0	0	0	0-0	2-2x
2015	13/0	15	3	18	0-0	0-0	0	0	0	1-100	5-WCU
2016	9/3	8	4	12	0-0	1-2	0	0	0	0-0	4-SC
2017	1/0	0	0	0	0-0	0-0	0	0	0	0-0	NA
Totals	36/3	28	7	35	0-0	1-2	0	0	0	1-100	5-WCU

Kick Returns	GP/GS	No	Yds	Avg	Per/G	TD	Long	High Yd
2014	13/0	14	413	29.5	34.4	0	68	UTC 121-Miz
2015	13/0	21	804	38.3	67.0	3	100	UK 141-Ark
2016	9/3	14	460	32.9	57.5	1	100	SC 126-SC
2017	1/1	2	86	43.0	86.0	0	51	GT 86-GT
Totals	36/4	51	1763	34.6	49.0	4	100	UK-SC 141-Ark

CAREER HIGHS

Tackles	5 vs. Western Carolina, 9/19/15
Tackles For Loss	0.5 (2x), at Georgia, 10/1/16, vs. Tenn. Tech 11/5/16
Interceptions	1 vs. Northwestern, 1/1/16
INT Yards	100 vs. Northwestern, 1/1/16
Kickoff Returns	4 vs. Missouri, 11/22/14

Kickoff Return Yards	141 vs. Arkansas, 10/3/15
Long Kickoff Return	100 (2x), at Kentucky, 10/31/15 & at South Carolina, 10/29/16
KR Touchdowns	1 (4x), vs. Western Carolina, 9/19/15, vs. Arkansas, 10/3/15, at Kentucky, 10/31/15, at South Carolina, 10/29/16

CAREER GAME-BY-GAME

2014 Opp.	U-A-T, Other	Kickoff Returns
Utah State	0-0-0	0-0-0
Ark. State	0-0-0	0-0-0
at Oklahoma	0-0-0	0-0-0
at Georgia	2-0-2	0-0-0
Florida	0-0-0	0-0-0
Chattanooga	0-0-0	1-68-0, 68
at Ole Miss	0-0-0	2-59-0, 33
Alabama	0-0-0	3-63-0, 33
at S. Carolina	0-0-0	0-0-0
Kentucky	2-0-2	3-91-0, 39
Missouri	0-0-0	4-121-0, 58
at Vanderbilt	0-0-0	1-11-0, 11
vs. Iowa	1-0-1	0-0-0

2015 Opp.	U-A-T, Other	Kickoff Returns
vs. B. Green	3-1-4	1-67-0, 67
Oklahoma	0-1-1	3-74-0, 27
W. Carolina	4-1-5	1-88-1, 88
at Florida	1-0-1	3-77-0, 25
Arkansas	0-0-0	3-141-1, 96
Georgia	0-0-0	3-103-0, 46
at Alabama	1-0-1	1-31-0, 31
at Kentucky	4-0-4	1-100-1, 100
S. Carolina	0-0-0	2-49-0, 33
North Texas	1-0-1	0-0-0
at Missouri	0-0-0	2-61-0, 41
Vanderbilt	0-0-0	1-13-0, 13
Northwestern	1-0-1, 1-100 int, pd	0-0-0

2016 Opp.	U-A-T, Other	Kickoff Returns
App State	0-0-0	1-41-0, 41
vs. Virginia Tech	0-0-0	0-0-0
Ohio	0-0-0	1-19-0, 19
Florida	0-0	1-43-0, 43
at Georgia	0-3-3, 0.5-1 tfl	3-75-0, 34
at Texas A&M	1-0-1	3-65-0, 32
Alabama	1-0-1	3-91-0, 38
at S. Carolina	4-0-4	2-126-1, 100
Tenn. Tech	2-1-3, 0.5-1 tfl	0-0-0
Kentucky	DNP-INJ	
Missouri	DND-INJ	
at Vanderbilt	DND-INJ	
vs. Nebraska	DND-INJ	

2017 Opp.	U-A-T, Other	Kickoff Returns
vs. Georgia Tech	0-0-0	2-86-0, 51

ON THE TENNESSEE CHARTS

Kickoff Return Yards - Career	
1. 1,854 Willie Gault	1979-82
2. 1,788 Leonard Scott	1999-2002
3. 1,763 Evan Berry	2014-Pres.
4. 1,543 Devrin Young	2011-14
5. 1,307 Corey Larkins	2001-04

Kickoff Return Average - Career (min. 20)	
1. 34.6 Evan Berry	2014-Pres.
2. 28.2 Mallon Faircloth	1961-63
3. 28.0 Cordarrelle Patterson	2012

Kickoff Return Yards - Season	
1. 863 David Oku	2009
2. 804 Evan Berry	2015
3. 698 Dennis Rogan	2008
4. 671 Cordarrelle Patterson	2012

Kickoff Return Average - Season (min. 10)	
1. 38.3 Evan Berry	2015
2. 34.2 Evan Berry	2016
3. 29.82 Dale Carter	1990
4. 29.80 Randall Morris	1983
5. 29.5 Evan Berry	2014

SPECIALISTS

#25 AARON MEDLEY

PK, 6-2, 203, Sr., Lewisburg, Tenn.

- Has been Tennessee's starting placekicker since 2014 freshman season
- 2015 SEC Academic Honor Roll
- 2014-15 SEC First-Year Academic Honor Roll
- 2014 Campus Insiders Honorable Mention Freshman All-American
- Tied fourth in career made field goals (54) at UT
- Currently seventh in career field goal percentage (.711) in his fourth season at UT

>> Full profile on Media Guide Page 84-86

CAREER STATS

Kick	GP/GS	FG	FGA	Pct.	PAT	Pts	19-29	30-39	40-49	50+	Lg
2014	13/13	20	26	76.9	42-43	102	7-7	12-13	1-6	0-0	46-Uga
2015	13/13	21	31	67.7	55-55	118	7-9	9-10	5-9	0-3	47-VU
2016	13/13	11	16	68.8	61-61	94	4-4	4-5	3-5	0-2	42-TTU
2017	5/5	2	3	66.67	16-16	22	1-1	0-0	1-2	0-0	40-UM
Totals	44/44	54	76	71.05	174-175	331	19-21	25-28	10-22	0-5	47-VU

Kickoff	GP/GS	No	Yds	Avg	OB	TB
2014	13/11	63	3786	60.1	1	15
2015	13/13	89	5510	61.9	5	37
2016	13/13	83	5349	64.4	4	45
2017	5/5	22	1423	64.7	1	15
Totals	44/42	257	16068	62.5	11	112

CAREER HIGHS

Field Goals Made	4 at Missouri, 11/21/15
Field Goals Attempted	5 at Missouri, 11/21/15
Longest Field Goal	47 vs. Vanderbilt, 11/28/15
Longest Attempt	58 at South Carolina, 10/29/16
Game-Winning Field Goal	32 at South Carolina, 11/1/14
PATs	9 v. Missouri, 11/19/16
Kickoffs	10 (5x), last vs. Missouri, 11/19/16
Touchbacks	7 (2x), vs. Chattanooga, 10/11/14, vs. Missouri, 11/19/16

CAREER GAME-BY-GAME

2014 Opp.	FGs, PATs, Pts	Kickoffs, TB
Utah State	1-2 (41miss, 36G), 5-5, 8 pts	7-407-58.1
Ark. State	2-3 (20G, 35miss, 38 G), 4-4, 10 pts	0-0
at Oklahoma	1-1 (31G), 1-1, 4 pts	0-0
at Georgia	1-1 (46G), 3-3, 6 pts	5-289-57.8
Florida	3-3 (36G, 38G, 39G), 0-0, 9pts	4-248-62.0
Chattanooga	1-2 (25G, 42miss), 6-6, 9 pts	8-520-65.0, 7 TB
at Ole Miss	1-1 (27G), 0-0, 3 pts	2-126-63.0
Alabama	2-2 (27G, 24G), 2-2, 8 pts	4-237-59.2
at So. Carolina	1-3 (43WL, 45WL, 32G), 6-6, 9 pts	6-330-55.0
Kentucky	3-4 (38G, 21G, 48WR, 39G), 5-6, 14 pts	10-618-61.8, 3 TB
Missouri	2-2 (38G, 39 G) 1-1, 7 pts	4-238-59.5, 2 TB
at Vanderbilt	1-1 (36G) 3-3, 6 pts	5-288-57.6, 1 TB
vs. Iowa	1-1 (28G) 6-6, 9 pts	8-486-60.6, 2 TB

2015 Opp.	FGs, PATs, Pts	Kickoffs, TB
vs. B. Green	1-3 (42 WL, 29 WR, 26G), 8-8, 11 pts	10-621-62.1, 5 TB
Oklahoma	1-2 (19G, 48 WR), 3-3 PAT, 6 pts	4-260-65.0, 3 TB
W. Carolina	2-2 (20G, 31G), 7-7 PAT, 13 pts	10-593-59.3, 2 TB
at Florida	2-3 (34G, 37G, 55 ER) 3-3 PAT, 9 pts	6-381-63.5, 2 TB
Arkansas	2-3 (28 LU, 35G, 45G), 2-2 PAT, 8 pts	5-327-65.4, 3 TB
Georgia	1-1 (22 G), 5-5 PAT, 8 pts	7-432-61.7, 2 TB
at Alabama	0-3 (43 WR, 51 WL, 51 WL), 2-2 PAT 2 pts	3-195-65.0, 1 TB
at Kentucky	1-1 (44G), 7-7 PAT, 10 pts	9-532-59.1, 5 TB
So. Carolina	2-2 (44G, 27 G), 3-3 PAT, 9 pts	6-388-64.7, 4 TB
North Texas	1-1 (34G), 3-3 PAT, 6 pts	5-302-60.4, 2 TB
at Missouri	4-5 (34G, 22G, 44G, 31 WR, 30G), 1-1 PAT, 13 pts	6-336-56.0
Vanderbilt	3-3 (26G, 47G, 32G), 5-5 PAT, 14 pts	10-615-61.5, 3 TB
vs. Nwstern	1-2 (49WR, 35G), 6-6 PAT, 9 pts	8-528-66.0, 5 TB

2016 Opp.	FGs, PATs, Pts	Kickoffs, TB
App State	2-2 (23G, 39G), 2-2 PAT, 8 pts	4-256-64.0, 1 TB
vs. V Tech	1-2 (34G, 47WR), 6-6 PAT, 6 pts	8-516-64.5, 3 TB
Ohio	0-1 (55Short), 4-4 PAT, 4 pts	5-325-65.0, 5 TB
Florida	1-1 (28), 5-5 PAT, 8 pts	7-454-64.9, 5 TB, 1 OB
at Georgia	0-0, 4-4 PAT, 4 pts	5-303-60.6, 2 TB
at Texas A&M	1-1 (34G), 5-5 PAT, 8 pts	6-390-65.0, 6 TB
Alabama	1-1 (37G), 1-1 PAT, 4 pts	3-190-63.3, 1 TB, 1 OB
at S. Carolina	0-1 (58 Short), 3-3 PAT, 3 pts	4-265-66.2, 3 TB
Tenn. Tech	2-2 (19G, 42G), 6-6 PAT, 12 pts	9-584-64.9, 3 TB
Kentucky	0-0, 7-7 PAT, 7 pts	8-511-63.9, 4 TB
Missouri	0-1 (47WR), 9-9 PAT, 9 pts	10-645-64.5, 7 TB
at Vanderbilt	2-3 (41G, 25G, 37WR), 4-4 PAT, 10 pts	7-484-69.1, 2 TB
vs. Nebraska	1-1 (46G), 5-5 PAT, 8 pts	7-426-64.4, 3 TB

2017 Opp.	FGs, PATs, Pts	Kickoffs, TB
vs. Georgia Tech	0-0, 6-6 PAT, 6pts	5-322-64.4, 3TB
Indiana State	0-0, 6-6 PAT, 6 pts	7-455-65.0, 5 TB
at Florida	1-2 (44WR, 27G) 2-2 PAT, 5 pts	5-321-64.2, 2 TB, 1 OB
UMass	1-1, (40G), 2-2 PAT, 5 pts	4-260-65.0, 4TB
Georgia	0-0, 0-0 PAT, 0 pts	1-65-65.0, 1 TB
South Carolina		DNP (illness)

ON THE TENNESSEE CHARTS

Field Goals Made - Career	
1. 71 Fuad Reveiz	1981-84
2. 61 Jeff Hall	1995-98
3. 59 James Wilhoit	2003-06
4. 54 Aaron Medley	2014-Pres.
5. 53 Alex Walls	1999-2002
6. 52 John Becksvoort	1991-94
7. 51 Daniel Lincoln	2007-10
8. 37 Michael Palardy	2010-13

Field Goals Made Percentage - Career	
1. .779 Alex Walls	1999-2002
2. .747 Fuad Reveiz	1981-84
3. .740 Michael Palardy	2010-13
4. .727 Greg Burke	1989-90

5.	.7234	Carlos Reveiz	1984-86
6.	.720	James Wilhoit	2003-06
7.	.711	Aaron Medley	2014-Pres.

Total Scoring (Points) - Career

1.	371	Jeff Hall (61 FG, 188 PAT)	1995-98
2.	336	Aaron Medley (54 FG, 174 PAT)	2014-Pres.
3.	325	James Wilhoit (59 FG, 148 PAT)	2003-06
4.	317	John Becksvoort (53 FG, 161 PAT)	1991-94
5.	314	Fuad Reveiz (71 FG, 101 PAT)	1981-84

Kick Scoring - Season

1.	118	Aaron Medley	2015
2.	115	Daniel Lincoln	2007
3.	107	Greg Burke	1990
4.	104	Jeff Hall	1998
5.	102	Aaron Medley	2014
	102	Carlos Reveiz	1985

Field Goals Made - Season

1.	27	Fuad Reveiz	1982
2.	24	Carlos Reveiz	1985
3.	21	Aaron Medley	2015
	21	Daniel Lincoln	2007
4.	20	Fuad Reveiz	1984
	20	Aaron Medley	2014

Field Goals Attempted - Season

1.	31	Aaron Medley	2015
	31	Fuad Reveiz	1982
3.	29	Greg Burke	1990
	29	Daniel Lincoln	2007
	29	Aaron Medley	2015
6.	28	Carlos Reveiz	1985
7.	26	Aaron Medley	2014

Field Goals Made by True Freshman - Season

1.	21	Daniel Lincoln	2007
2.	20	Aaron Medley	2014

Field Goals Attempted by True Freshman - Season

1.	29	Daniel Lincoln	2007
2.	26	Aaron Medley	2014
3.	25	James Wilhoit	2003
	25	Jeff Hall	1998

#30 BRENT CIMAGLIA

PK, 6-1, 193, Fr., Franklin, Tenn.

2017

- Made the first PAT of his career at No. 1 Alabama
- Appeared in his first game as UT's starting kicker vs. South Carolina, hitting all three of his field goals attempted (10/14)
- Made a 51-yard field goal with 2:58 left in the first half to cap a 12-play, 42-yard Vols drive and pull UT to within 6-3 of #24 Florida. It was Cimaglia's first-career field goal attempt and the 51-yarder was the longest made by a Vol since Michael Palardy hit a 51-yarder against Missouri on Nov. 2, 2013.

>> Full profile on Media Guide Page 84-86

CAREER STATS

Kick	GP/GS	FG	FGA	Pct.	PAT	Pts	19-29	30-39	40-49	50+	Lg
2017	4/4	4	7	57.14	1-1	13	2-2	1-1	0-2	1-2	51-UF
Totals	4/4	4	7	57.14	1-1	13	2-2	1-1	0-2	1-2	51-UF

CAREER HIGHS

Field Goals Made	3 vs. South Carolina, 10/14/17
Field Goals Attempted	3 (2x), vs. South Carolina, 10/14/17, at Florida, 9/16/17
Longest Field Goal	51 at Florida, 9/16/17
Longest Attempt	51, twice at Florida, 9/16/17
PATs	1, at Alabama 10/21/17
Kickoffs	4 vs. South Carolina, 10/14/17
Touchbacks	3 vs. South Carolina, 10/14/17

CAREER GAME-BY-GAME

2017 Opp.	FGs, PATs, Pts	Kickoffs, TB
at Florida	1-3 (51G, 47 WL, 51 WR), 0-0 PAT, 3 pts	DNP
UMass	0-1 (45WR), 0-0 PAT, 0 pts	
DNP		
Georgia	DNP	DNP
South Carolina	3-3 (29G, 33G, 24G), 0-0 PAT, 9 pts	4-260-65.0, 3 TB
at Alabama	0-0, 1-1 PAT, 1 pt	2-116-58.0, 0 TB

#31 PARKER HENRY

H, 6-1, 187, R-Jr., Hendersonville, Tenn.

- 2016 CoSIDA Academic All-District
- 2015 SEC Academic Honor Roll

- Vols' primary placeholder in 2016
 - Joined Vols as a walk-on in 2015
- >> Full profile on Media Guide Page 65

CAREER STATS

Games Played/Started: 2016: 13/13

Games Played/Started: 2017: 6/6

#46 RILEY LOVINGOOD

LS, 6-0, 210, R-So., Hendersonville, Tenn.

- SEC Co-Special Teams Player of the Week for Week 5 (10/3)

- Tennessee's starting long snapper for punts

>> Full profile on Media Guide Page 80

CAREER STATS

Games Played/Started: 2016: 13/13

Games Played/Started: 2017: 7/7

#52 ELIJAH MEDFORD

LS, 5-9, 204, R-Jr., Burlington, N.C.

- Tennessee's starting short snapper for field goals and extra points

- Joined team as a walk-on in spring of 2015

>> Full profile on Media Guide Page 83

CAREER STATS

Games Played/Started: 2016: 13/0

Games Played/Started: 2017: 6/6

#93 TREVOR DANIEL

P, 6-1, 227, R-Sr., Dickson, Tenn.

- Ray Guy Punter of the Week (9/5/17)
- 2017 Ray Guy Award Watch List
- 2017 Preseason Coaches All-SEC Third Team
- 2017 SEC Media Days All-SEC Third Team
- 2017 Athlon Sports Preseason Third Team All-SEC
- 2017 Lindy's Sports Preseason Third Team All-SEC
- 2016 Ray Guy Award Watch List
- 2016 Athlon Sports Preseason Third Team All-SEC
- 2016 Lindy's Sports Preseason Third Team All-SEC
- 2015-16 Pro Football Focus Team of Bowl Season
- 2015 Ray Guy Award Watch List
- 2015 Burlsworth Award Candidate, presented to nation's most outstanding player who began career as walk-on
- His 45.7 career punting average ranks second among all active NCAA punters (also ranks second in the FBS and SEC)
- His 47.7 season average ranks fourth in the FBS and second in the SEC

2017

- Pinned No.1 Alabama at its own two-yard line in the first quarter on 10/21
 - Bombed a 72-yard punt in the fourth quarter of loss to South Carolina, the longest punt in a Tennessee regular-season game since 1990 and the longest against an SEC opponent since 1988.
 - Had six punts for 314 yards (52.3 avg) with two pinned inside the 20 in loss to South Carolina (10/14)
 - Dropped four punts inside the 20 and two inside the 5 while booming four punts over 50 yards vs. UMass (9/23) for his best game average this season (48.9)
 - Punted six times in the season opener vs. Georgia Tech (9/4), including a career-long 70-yard punt to match his previous career-long set at South Carolina in 2016
- >> Full profile on Media Guide Page 57-58

CAREER STATS

Punting	GP/GS	No	Yds	Avg	TB	FC	I20	I10	50+	Blk	Long
2015	13/13	60	2742	45.7	9	15	25	15	22	0	61-3x
2016	13/13	70	3120	44.6	9	29	28	13	21	0	70-SC
2017	7/7	44	2098	47.7	4	7	18	7	21	0	72-SC
Totals	33/33	174	7960	45.7	22	51	21	34	64	0	72-SC

CAREER HIGHS

Punts	10 vs. Alabama, 10/15/16
Punting Yards	483 vs. Alabama, 10/15/16
Punting Average	52.3 vs. South Carolina, 10/14/17
Longest Punt	72 vs. South Carolina, 10/14/17
Punts of 50+ Yards	5 vs. Oklahoma, 9/12/15
Punts Inside 20	5 (2x) last vs. Georgia Tech, 9/4/17

2015 Opp. Punting

vs. B. Green	3-141-47.0, 61 Lg, 11-20, 11-10, 150+
Oklahoma	9-450-50.0, 61 Lg, 3 I-20, 11-10, 5 50+
W. Carolina	4-171-42.8, 53 Lg, 4 I-20, 2 I-10, 150+
at Florida	6-306-51.3, 56 Lg, 2 I-20, 11-10, 4 50+
Arkansas	4-186-46.5, 49 Lg
Georgia	7-315-45.0, 56 Lg, 3 I-20, 3 50+
at Alabama	4-173-43.2, 53 Lg, 150+
at Kentucky	2-71-35.5, 43 Lg, 11-20
So. Carolina	5-221-44.2, 58 Lg, 11-20, 11-10, 2 50+
North Texas	4-156-39.0, 46 Lg, 4 I-20, 2 I-10
at Missouri	7-317-45.3, 61 Lg, 4 I-20, 3 I-10, 3 50+
Vanderbilt	1-42-42.0, 42 Lg
vs. Northwestern	4-191-47.8, 47 Lg, 2 I-20, 11-10, 2 50+

2016 Opp. Punting

App State	6-295-49.2, 57 Lg, 3 I-20, 11-10, 2 50+
vs. Virginia Tech	6-255-42.5, 53 Lg, 2 I-20, 150+
Ohio	6-236-39.3, 51 Lg, 11-20, 150+
Florida	5-216-43.2, 53 Lg, 5 I-20, 4 I-10, 2 50+
at Georgia	6-215-35.8, 47 Lg, 2 I-20, 11-10
at Texas A&M	6-271-45.2, 66 Lg, 2 I-20, 11-10, 2 50+
Alabama	10-483-48.3, 60 Lg, 4 I-20, 11-10, 4 50+
at South Carolina	6-294-49.0, 70 Lg, 2 I-20, 2 I-10, 3 50+
Tenn. Tech	3-137-45.7, 57 Lg, 11-20, 11-10, 150+
Kentucky	4-195-48.8, 70 Lg, 2 I-20, 11-10, 2 50+
Missouri	4-185-46.2, 51 Lg, 2 I-20, 150+
at Vanderbilt	2-78-39.0, 48 Lg, 11-20
vs. Nebraska	6-260-43.3, 54 Lg, 2 I-20, 2 I-10, 2 50+

2017 Opp. Punting

vs. Georgia Tech	6-282-47.0, 70 Lg, 5 I-20, 11-10, 2 50+
Indiana State	4-191-47.8, 59 Lg, 3 I-20, 3 I-10, 2 50+
at Florida	3-135-45.0, 53 Lg, 150+
UMass	8-391-48.9, 56 Lg, 4 I-20, 2 I-10, 4 50+
Georgia	8-373-46.6, 56 Lg, 11-20, 4 50+
South Carolina	6-314-52.3, 72 Lg, 2 I-20, 4 50+
at Alabama	9-412-45.8, 60 Lg, 3 I-20, 11-10, 4 50+

Punting Average - Season (min. 40 punts)

1.	47.7	Trevor Daniel	2017
2.	46.9	Jimmy Colquitt	1982
3.	45.7	Trevor Daniel	2015
4.	45.3	Dustin Colquitt	2003
5.	45.0	Craig Colquitt	1977
6.	44.9	Britton Colquitt	2006
7.	44.6	Trevor Daniel	2016

Punting Average - Career

1.	45.7	Trevor Daniel (174/7960)	2015-Pres.
2.	43.9	Jimmy Colquitt (201/8816)	1981-84
3.	42.9	Michael Palardy (117/5024)	2010-13

GAME RECAPS



GAME 1

#25/24 Tennessee 42
Georgia Tech 41 2OT

Sept. 4 | Mercedes-Benz Stadium | Atlanta, Ga. | 8:05 p.m. | Attendance: 75,107

- Tennessee rallied back from 14-point deficit to take a thrilling 42-41 double-overtime win over Georgia Tech in the Chick-fil-A Kickoff Game at Mercedes-Benz Stadium.
- UT went into overtime for the second-consecutive season opener. Kelly punched in a touchdown from one yard out in the first overtime to match a one-yard touchdown run by Georgia Tech quarterback TaQuon Marshall and keep the game timed at 35-35. In the second overtime, Kelly punched in a score from two yards out to put the Vols up 42-35. Georgia Tech found the end zone with a 13-yard run by Marshall on its ensuing possession and decided to go for a two-point conversion. The UT defense came up with a huge stop to seal the 42-41 victory. UT redshirt sophomore defensive end Darrell Taylor forced an incomplete pass by Marshall on the conversion attempt.
- Making his first career start at quarterback, junior Quinten Dormady helped lead a second-half surge and completed 20 of 37 passes for 221 yards and two scores. He also had two rushes for 13 yards. Dormady was outstanding in the second half and overtime, going 12-for-17 169 yards and two touchdowns.
- Junior running back John Kelly led UT's ground attack, gaining 128 yards and four scores on 19 carries. His four rushing scores tied for the second-most in a game in UT history and the most by a Vol since James Stewart rushed for four scores at Georgia in 1994. Kelly also caught five passes for 35 yards.
- Sophomore receiver Marquez Callaway enjoyed a breakout game, catching four passes for 115 yards and two touchdowns. His 10-yard touchdown reception with 42 seconds left in the third quarter drew the Vols to within 21-14. With 11:49 on the clock in the fourth quarter, Callaway sprinted down the left sideline for a 50-yard touchdown catch.
- With 4:50 left in the game, redshirt junior defensive back Rashaan Gaulden forced a fumble that was recovered by junior safety Micah Abernathy at Tennessee's seven-yard line. The Vols then marched 93 yards down the field using a 40-yard catch by Callaway and two runs by Kelly for 27 yards and a touchdown to tie the game, 28-28.
- Redshirt senior defensive tackle Paul Bain blocked a 36-yard field goal attempt by Shawn Davis with time expiring to send the game into overtime.

	1	2	3	4	OT1	OT2	Final	Record
Tennessee	0	7	7	14	7	7	42	(1-0)
Georgia Tech	7	7	7	7	7	6	41	(0-1)

SCORING SUMMARY

1st Quarter			
00:06 GT - Marshall, T. 1 yd run (Davis, S. kick), 12-86 6:51	UT 0 - GT 7		
2nd Quarter			
08:11 UT - John Kelly 1 yd run (Aaron Medley kick), 8-46 2:30	UT 7 - GT 7		
01:11 GT - Benson, K. 1 yd run (Davis, S. kick), 16-75 7:00	UT 7 - GT 14		
3rd Quarter			
09:19 GT - Marshall, T. 1 yd run (Davis, S. kick), 11-80 5:36	UT 7 - GT 21		
00:42 UT - Marquez Callaway 10 yd pass from Quinten Dormady (Aaron Medley kick), 7-70 2:32	UT 14 - GT 21		
4th Quarter			
13:08 GT - Marshall, T. 6 yd run (Davis, S. kick), 7-75 2:34	UT 14 - GT 28		
11:49 UT - Marquez Callaway 50 yd pass from Quinten Dormady (Aaron Medley kick), 5-61 1:15	UT 21 - GT 28		
01:29 UT - John Kelly 11 yd run (Aaron Medley kick), 7-93 3:21	UT 28 - GT 28		
1st Overtime			
15:00 GT - Marshall, T. 1 yd run (Davis, S. kick), 5-25 0:00	UT 28 - GT 35		
15:00 UT - John Kelly 1 yd run (Aaron Medley kick), 3-25 0:00	UT 35 - GT 35		
2nd Overtime			
15:00 UT - John Kelly 2 yd run (Aaron Medley kick), 3-25 0:00	UT 42 - GT 35		
15:00 GT - Marshall, T. 13 yd run (Marshall, T. pass failed), 4-25 0:00	UT 42 - GT 41		

	UT	GT
SCORE	42	41
FIRST DOWNS	18	33
RUSHES-YARDS (NET)	22-148	86-535
PASSING YDS (NET)	221	120
Passes Att-Comp-Int	37-20-0	10-5-0
TOTAL OFFENSE PLAYS-YARDS	59-369	96-655
Fumble Returns-Yards	0-0	0-0
Punt Returns-Yards	0-0	2-7
Kickoff Returns-Yards	4-109	2-30
Interception Returns-Yards	0-0	0-0
Punts (Number-Avg)	6-47.0	3-46.0
Fumbles-Lost	0-0	3-2
Penalties-Yards	2-20	4-37
Possession Time	18:33	41:27
Third-Down Conversions	5 of 12	13 of 18
Fourth-Down Conversions	0 of 1	0 of 0
Red-Zone Scores-Chances	5-5	6-7
Sacks By: Number-Yards	0-0	0-0

RUSHING: Tennessee-John Kelly 19-128; Quinten Dormady 2-13; Ty Chandler 1-7. **Georgia Tech**-Marshall, T. 44-249; Benson, K. 26-124; Cottrell, N. 6-79; Green, J. 1-36; Searcy, Q. 6-34; Weimerskirch, Q. 2-10; Jordan, M. 1-3.

PASSING: Tennessee-Quinten Dormady 20-37-0-221. **Georgia Tech**-Marshall, T. 5-9-0-120; Jordan, M. 0-1-0-0.

RECEIVING: Tennessee-John Kelly 5-35; Marquez Callaway 4-115; Ethan Wolf 4-33; Jauan Jennings 3-17; Brandon Johnson 3-14; Josh Palmer 1-7. **Georgia Tech**-Jeune, R. 2-55; Stewart, B. 2-23; Searcy, Q. 1-42.



GAME 2

#25/21 Tennessee 42
Indiana State 7

Sept. 9 | Neyland Stadium | Knoxville, Tenn. | 4:01 p.m. | Attendance: 99,015

- Tennessee opened the game with a bang as true freshman running back Ty Chandler returned the opening kickoff 91 yards for a score, giving the Vols a quick, 7-0 lead. Chandler's 91-yard touchdown run marked the first time a Vol had returned the game's opening kickoff for a score since Evan Berry had a 96-yard return against Arkansas on Oct. 3, 2015. Chandler is the first UT true freshman with a kickoff return touchdown since Leonard Scott took one 100 yards against Georgia in 1999. Chandler's score marked the 11th kick or punt return for a touchdown in the Butch Jones era.
- UT junior quarterback Quinten Dormady connected on 13 of 18 passes for 194 yards and two touchdowns. Junior running back John Kelly racked up 140 yards of total offense, rushing for 80 yards on 18 carries and totaling 60 receiving yards on five catches. Sophomore running back Carlin Fils-aime rushed for 41 yards and two touchdowns on three carries.
- UT sophomore quarterback Jarrett Guarantano made his collegiate debut, going 4-for-12 for 41 yards and one touchdown.
- The Vols' defense limited Indiana State to just 215 yards of total offense and the Sycamores were 0-of-11 on third-down conversion attempts.
- Tennessee led 28-0 at the half. After Chandler's 91-yard score on the opening kickoff, Fils-aime rushed for a four-yard score and a 30-yard score. Dormady capped UT's first-half scoring with a 19-yard touchdown pass to Brandon Johnson, marking the first touchdown of the sophomore wideout's career.
- Indiana State scored its lone touchdown at the 10:07 mark of the third quarter as Cade Sparks connected with tight end Jaquet McClendon for a 19-yard touchdown.
- UT added a pair of second-half scores. Dormady found sophomore Marquez Callaway for 37-yard touchdown with 2:12 left in the third. Guarantano hit redshirt junior Jeff George in the end zone for an 11-yard score with 56 seconds left in the game.
- Freshman defensive end Deandre Johnson logged Tennessee's first sack of the year in the fourth quarter when he brought down ISU's Isaac Harker on a 10-yard strip sack.

	1	2	3	4	Final	Record
Indiana State	0	0	7	0	7	(0-2)
Tennessee	14	14	7	7	42	(2-0)

SCORING SUMMARY

1st Quarter			
14:46 UT - Ty Chandler 91 yd kickoff return (Aaron Medley kick)	INS 0 - UT 7		
02:49 UT - Carlin Fils-Aime 4 yd run (Aaron Medley kick), 11-81 4:57	INS 0 - UT 14		
2nd Quarter			
09:03 UT - Carlin Fils-Aime 30 yd run (Aaron Medley kick), 5-60 1:37	INS 0 - UT 21		
00:53 UT - Brandon Johnson 19 yd pass from Quinten Dormady (Aaron Medley kick), 4-36 0:48,	INS 0 - UT 28		
3rd Quarter			
10:07 INS - McClendon, J. 23 yd pass from Sparks, C. (Nunez, J. kick), 4-33 1:55,	INS 7 - UT 28		
02:12 UT - Marquez Callaway 37 yd pass from Quinten Dormady (Aaron Medley kick), 4-50 1:44,	INS 7 - UT 35		
4th Quarter			
00:56 UT - Jeff George 11 yd pass from Jarrett Guarantano (Aaron Medley kick), 12-66 5:15,	INS 7 - UT 42		

	INS	UT
SCORE	7	42
FIRST DOWNS	13	24
RUSHES-YARDS (NET)	38-122	37-160
PASSING YDS (NET)	93	235
Passes Att-Comp-Int	19-9-0	30-17-1
TOTAL OFFENSE PLAYS-YARDS	57-215	67-395
Fumble Returns-Yards	0-0	0-0
Punt Returns-Yards	1-8	4-53
Kickoff Returns-Yards	2-40	2-104
Interception Returns-Yards	1-4	0-0
Punts (Number-Avg)	8-44.8	4-47.8
Fumbles-Lost	1-0	2-1
Penalties-Yards	5-45	6-53
Possession Time	30:53	29:07
Third-Down Conversions	0 of 11	7 of 13
Fourth-Down Conversions	1 of 2	0 of 0
Red-Zone Scores-Chances	0-0	3-4
Sacks By: Number-Yards	1-7	1-10

RUSHING: Indiana State-Booker, L. 15-76; Keys, J. 10-30; Pugh, B. 5-24; Sparks, C. 2-3; Morgan, R. 2-3; McClendon, J. 1-2; McCoy, T. 2-minus 6; Harker, I. 1-minus 10. **Tennessee**-John Kelly 18-80; Carlin Fils-Aime 3-41; Tim Jordan 4-22; Ty Chandler 4-14; Trey Coleman 4-9; Jarrett Guarantano 2-6; Quinten Dormady 2-minus 12.

PASSING: Indiana State-Sparks, C. 8-17-0-70; Harker, I. 1-2-0-23. **Tennessee**-Quinten Dormady 13-18-1-194; Jarrett Guarantano 4-12-0-41.

RECEIVING: Indiana State-McClendon, J. 6-63; Keys, J. 1-13; Booker, L. 1-10; Thomas, M. 1-7.

Tennessee-John Kelly 5-60; Brandon Johnson 4-50; Jeff George 2-28; Marquez Callaway 1-37; Josh Palmer 1-18; Eli Wolf 1-17; Jakob Johnson 1-13; Tim Jordan 1-9; Trey Coleman 1-3.

GAME RECAPS



GAME 3

#23 Tennessee 20
#24/25 Florida 26

Sept. 16 | Ben Hill Griffin Stadium | Gainesville, Fla. | 3:40 p.m. | Attendance: 87,736

- Down 10 points with 5:13 remaining in the fourth quarter, Tennessee rallied with a 28-yard touchdown pass from Quinten Dormady to Ethan Wolf and a 27-yard field goal by Aaron Medley to tie the game at 20-20 with 50 seconds remaining. Florida quarterback Feleipe Franks threw a 63-yard touchdown pass to Tyrie Cleveland with time expiring to give the Gators a 26-20 win.
- Tennessee junior running back John Kelly led Tennessee's comeback charge, finishing with 19 carries for 141 yards and one touchdown and six receptions for 96 yards. Kelly shined in the second half, rushing 11 times for 96 yards and score and making four catches for 84 yards in the game's final 30 minutes.
- The Vols trailed at halftime, 6-3. Tennessee's defense forced three turnovers in the second half to help the Vols rally late.
- On Florida's first possession of the second half, UT sophomore safety Nigel Warrior forced a fumble by UF running back Lamical Perine and redshirt sophomore defensive end Darrell Taylor recovered the ball at Florida's 49-yard line.
- With 10:45 left in the fourth quarter, senior cornerback Justin Martin chased down Florida running back Malik Davis after a 72-yard run and punched the ball out before Davis entered the end zone. The play resulted in a touchback and possession for the Vols as the ball rolled out of the back of the end zone.
- With the Vols down, 20-17, redshirt junior defensive back Rashaan Gauden intercepted a pass by Feleipe Franks at the UF 40-yard line with 3:57 left in the game. Tennessee's offense marched 31 yards in eight plays and tied the game with a 27-yard field goal by Aaron Medley.
- UT junior quarterback Quinten Dormady finished 21-for-39 for 259 yards, one touchdown and three interceptions.
- Gauden led the Vols defense with 10 tackles (five solo). Jonathan Kongbo, Quart'e Sapp and Micah Abernathy had seven tackles each in the loss.
- Taylor and senior linebacker Colton Jumper each recorded the first sacks of their careers in the first half. Jumper's sack was the first by a Tennessee linebacker since Darrin Kirkland Jr.'s sack against Virginia Tech on Sept. 10, 2016.

	1	2	3	4	Final	Record
Tennessee	0	3	0	17	20	(2-1, 0-1)
Florida	3	3	0	20	26	(1-1, 1-0)

SCORING SUMMARY

1st Quarter			
07:39 UF - Pineiro, E. 27 yd field goal, 15-65 7:21	UT 0 - UF 3		
2nd Quarter			
08:11 UF - Pineiro, E. 41 yd field goal, 7-32 3:46	UT 0 - UF 6		
02:58 UT - Brent Cimaglia 51 yd field goal, 12-42 5:13	UT 3 - UF 6		
3rd Quarter			
--			
4th Quarter			
14:23 UF - Henderson, C. 16 yd interception return (Pineiro, E. kick)	UT 3 - UF 13		
08:36 UT - John Kelly 34 yd run (Aaron Medley kick), 5-80 2:09	UT 10 - UF 13		
05:13 UF - Powell, B. 5 yd pass from Franks, F. (Pineiro, E. kick), 7-44 3:23	UT 10 - UF 20		
04:43 UT - Ethan Wolf 28 yd pass from Quinten Dormady (Aaron Medley kick), 2-75 0:30	UT 17 - UF 20		
00:50 UT - Aaron Medley 27 yd field goal, 8-31 3:07	UT 20 - UF 20		
00:00 UF - Cleveland, T. 63 yd pass from Franks, F., 4-75 0:50	UT 20 - UF 26		

	UT	UF
SCORE	7	42
FIRST DOWNS	23	14
RUSHES-YARDS (NET)	33-183	29-168
PASSING YDS (NET)	259	212
Passes Att-Comp-Int	39-21-3	28-18-1
TOTAL OFFENSE PLAYS-YARDS	72-442	57-380
Fumble Returns-Yards	0-0	0-0
Punt Returns-Yards	1-29	2-14
Kickoff Returns-Yards	0-0	2-63
Interception Returns-Yards	1-0	3-20
Punts (Number-Avg)	3-45.0	5-44.8
Fumbles-Lost	0-0	2-2
Penalties-Yards	7-54	8-38
Possession Time	32:45	27:15
Third-Down Conversions	6 of 16	7 of 14
Fourth-Down Conversions	0 of 0	0 of 0
Red-Zone Scores-Chances	1-3	2-2
Sacks By: Number-Yards	2-24	1-6

RUSHING: Tennessee-John Kelly 19-141; Ty Chandler 7-30; Carlin Fils-Aime 3-11; Quinten Dormady 4-1. Florida-Davis, M. 4-94; Perine, L. 11-55; Thompson, M. 7-30; Toney, K. 1-5; Franks, F. 6-minus 16.
PASSING: Tennessee-Quinten Dormady 21-39-3-259. Florida-Franks, F. 18-28-1-212.
RECEIVING: Tennessee-John Kelly 6-96; Brandon Johnson 4-18; Marquez Callaway 3-46; Ethan Wolf 3-37; Ty Chandler 2-31; Josh Palmer 1-11; Austin Pope 1-10; Josh Smith 1-10.
Florida-Cleveland, T. 5-93; Toney, K. 4-40; Powell, B. 3-40; Hammond, J. 3-22; Stephens, M. 1-10; Thompson, M. 1-4; Lewis, C. 1-3.



GAME 4

Massachusetts 13
Tennessee 17

Sept. 23 | Neyland Stadium | Knoxville, Tenn. | 12:01 p.m. | Attendance: 95,324

- Tennessee junior running back John Kelly rushed for 101 yards and junior quarterback Quinten Dormady threw for 187 yards as Tennessee held on to defeat UMass, 17-13.
- The Vols got on the board first when Kelly scored his sixth touchdown of the season with a 12-yard run, which was set up by a 66-yard pass—Tennessee's longest play from scrimmage this season—from Dormady to sophomore receiver Brandon Johnson. Kelly's score gave the Vols a 7-0 lead in the second quarter.
- UMass responded in the second quarter, pulling to within 7-6 when quarterback Ross Comis ran it in from five yards out to cap a five-play, 75-yard drive. The Minutemen missed the ensuing PAT to keep the Vols on top.
- With 25 seconds remaining in the first half, Dormady hit sophomore receiver Tyler Byrd for an eight-yard touchdown pass in the back corner of the end zone, giving the Vols a 14-6 halftime lead.
- After an Aaron Medley 40-yard field goal midway through the third quarter, UMass took its second drive of the second half 75 yards down the field, finishing with a 13-yard touchdown pass from Andrew Ford to Sadiq Palmer to cut the Vols lead to 17-13.
- Kelly, who rushed for 80 yards in the first half, recorded his third 100-yard rushing game of the season with 101 yards and one touchdown on 25 carries.
- Dormady finished 17-for-27 for 187 yards and one touchdown to earn his third win as UT's starting quarterback.
- Johnson posted career highs with seven receptions for 123 yards.
- Tennessee's defense buckled down and held on to preserve the Vols' perfect home record, holding the Minutemen to just 281 yards of total offense. UMass finished 3-for-14 on third-down conversion attempts and failed to convert on fourth-down.
- Tennessee also had seven sacks, 12 TFLs and broke up six passes. The Vols' seven sacks were their most since recording seven against Vanderbilt on Nov. 22, 2008. UT's top tackler on the day was Quart'e Sapp, who recorded nine stops. Linebacker Colton Jumper logged 3.5 TFLs, including 2.5 sacks.
- Redshirt senior punter Trevor Daniel finished the game with eight punts for 391 yards, marking his best average in four games this season (48.9 average). In the first quarter, he kicked a 56-yard punt that pinned UMass at its own 3. His next punt for 53 yards pinned the Minutemen at their own 2.

	1	2	3	4	Final	Record
Massachusetts	0	6	7	0	13	(0-5)
Tennessee	0	14	3	0	17	(3-1)

SCORING SUMMARY

1st Quarter			
--			
2nd Quarter			
2nd 04:33 UT - John Kelly 12 yd run (Aaron Medley kick), 4-80 1:44	UMASS 0 - UT 7		
02:57 UMMASS - Ross Comis 5 yd run (Michael Schreiner kick failed), 5-75 1:36	UMASS 6 - UT 7		
00:25 UT - Tyler Byrd 8 yd pass from Quinten Dormady (Aaron Medley kick), 9-75 2:32	UMASS 6 - UT 14		
3rd Quarter			
07:32 UT - Aaron Medley 40 yd field goal, 6-18 1:31	UMASS 6 - UT 17		
02:51 UMMASS - Sadiq Palmer 13 yd pass from Andrew Ford (Logan Laurent kick), 10-75 4:41	UMASS 13, UT 17		
4th Quarter			
--			

	UMASS	UT
SCORE	7	42
FIRST DOWNS	14	18
RUSHES-YARDS (NET)	37-144	39-135
PASSING YDS (NET)	137	184
Passes Att-Comp-Int	22-13-0	32-19-0
TOTAL OFFENSE PLAYS-YARDS	59-281	71-319
Fumble Returns-Yards	0-0	0-0
Punt Returns-Yards	3-17	3-27
Kickoff Returns-Yards	0-0	1-10
Interception Returns-Yards	0-0	0-0
Punts (Number-Avg)	10-40.4	8-48.9
Fumbles-Lost	1-0	2-1
Penalties-Yards	7-43	5-51
Possession Time	30:28	29:32
Third-Down Conversions	3 of 14	7 of 18
Fourth-Down Conversions	0 of 1	0 of 0
Red-Zone Scores-Chances	2-2	2-3
Sacks By: Number-Yards	0-0	7-32

RUSHING: UMMASS-Marquis Young 14-76; Bilal Ally 10-49; Andy Isabella 2-44; TEAM 1-minus 2; Ross Comis 5-minus 5; Andrew Ford 5-minus 18. Tennessee-John Kelly 25-101; Tyler Byrd 1-15; Ty Chandler 5-13; Carlin Fils-Aime 2-6; Jarrett Guarantano 3-4; Quinten Dormady 1-2; TEAM 2-minus 6.
PASSING: UMMASS-Andrew Ford 11-17-0-129; Ross Comis 2-5-0-8. Tennessee-Quinten Dormady 17-27-0-187; Jarrett Guarantano 2-5-0-minus 3.
RECEIVING: UMMASS-Andy Isabella 3-46; Sadiq Palmer 3-43; Marquis Young 2-20; Jacoby Herring 1-14; Jyvon Brown 1-7; Travis Reynolds 1-5; Jessie Britt 1-3; Kyle Horn 1-minus 1. Tennessee-Brandon Johnson 7-123; Tyler Byrd 2-21; Ethan Wolf 2-17; Josh Smith 2-10; John Kelly 2-minus 9; Ty Chandler 1-11; Josh Palmer 1-6; Jeff George 1-6; Austin Pope 1-minus 1.

GAME RECAPS



GAME 5 #7/8 Georgia Tennessee

41
0

Sept. 30 | Neyland Stadium | Knoxville, Tenn. | 3:39 p.m. | Attendance: 102,455

- Tennessee committed four costly turnovers and Georgia rumbled for 294 rushing yards as the Vols fell to the Bulldogs, 41-0, before a sold-out crowd at Neyland Stadium.
- Tennessee junior running back John Kelly led the Vols offensively with 44 rushing yards on 16 carries and 47 receiving yards on four catches. Georgia limited UT to just 142 yards of offense and seven first downs.
- On the first play from scrimmage, Georgia DB Tyrique McGhee intercepted a pass from Quinten Dormady near the right sideline. The UT defense held UGA to a 38-yard field goal by Rodrigo Blankenship.
- Georgia's lead grew to 10-0 with 6:10 left in the first quarter when Jake Fromm hit Javon Wims for a 12-yard touchdown pass.
- Fromm ran for a pair of touchdowns in the second quarter to give UGA a 24-0 advantage at halftime.
- UT's best offensive play of the day came in the third quarter but ended in a turnover. Dormady found Kelly for a short pass that Kelly took 44 yards down the field, fighting through tacklers before he fumbled at the UGA 33.
- Georgia running back Sony Michel ran for a 21-yard touchdown with 1:04 left in the third. In the fourth quarter, Brian Herrian punched in a one-yard touchdown and backup UGA kicker David Martin booted a 19-yard field goal.
- Tennessee's lead in its all-time series against Georgia is now 23-22-2. The loss was UT's first against Georgia since 2014 when the Bulldogs edged the Vols, 35-32 in Athens, Ga.
- With 14:57 on the clock in the second quarter, Justin Martin intercepted a pass from Fromm at the UGA 27. The pick was the first of Martin's career and the second of the season for the Vols.
- Quart'e Sapp led Tennessee with 10 tackles in the loss. Kendal Vickers and Colton Jumper each recorded one sack.

	1	2	3	4	Final	Record
Georgia	10	14	7	10	41	(5-0, 2-0)
Tennessee	0	0	0	0	0	(3-2, 0-2)

SCORING SUMMARY

1st Quarter

1st 13:37 UGA - Blankenship, R. 38 yd field goal, 4-7 1:19 UGA 3 - UT 0
1st 06:10 UGA - Wims, J. 12 yd pass from Fromm, J. (Blankenship, R. kick) 7-54 2:41 UGA 10 - UT 0

2nd Quarter

2nd 07:13 UGA - Fromm, J. 9 yd run (Blankenship, R. kick), 11-87 3:39 UGA 17 - UT 0
2nd 04:14 UGA - Fromm, J. 4 yd run (Blankenship, R. kick), 5-26 2:46 UGA 24 - UT 0

3rd Quarter

3rd 01:04 UGA - Michel, S. 21 yd run (Blankenship, R. kick), 6-55 3:04 UGA 31 - UT 0

4th Quarter

4th 12:00 UGA - Herrian, B. 1 yd run (Blankenship, R. kick), 6-26 2:41 UGA 38 - UT 0
4th 05:34 UGA - Marvin, D. 19 yd field goal, 6-37 3:13 UGA 41 - UT 0

	UGA	UT
SCORE	41	0
FIRST DOWNS	20	7
RUSHES-YARDS (NET)	55-294	29-62
PASSING YDS (NET)	84	80
Passes Att-Comp-Int	17-7-1	23-11-2
TOTAL OFFENSE PLAYS-YARDS	72-378	52-142
Fumble Returns-Yards	0-0	0-0
Punt Returns-Yards	5-49	0-0
Kickoff Returns-Yards	0-0	3-60
Interception Returns-Yards	2-34	1-0
Punts (Number-Avg)	5-35.2	9-41.4
Fumbles-Lost	3-0	2-2
Penalties-Yards	6-65	5-26
Possession Time	34:59	25:01
Third-Down Conversions	9 of 16	1 of 12
Fourth-Down Conversions	0 of 0	0 of 1
Red-Zone Scores-Chances	6-6	0-0
Sacks By: Number-Yards	3-17	2-13

RUSHING: Georgia-Chubb, N. 16-109; Michel, S. 11-64; Holyfield, E. 7-51; Swift, D. 5-36; Herrian, B. 6-20; Fromm, J. 7-20; Hardman, M. 1-minus 2; TEAM 2-minus 4. **Tennessee**-John Kelly 16-44; Carlin Fils-Aime 3-16; Ty Chandler 2-7; Tim Jordan 1-7; Jarrett Guarantano 5-minus 4; TEAM 1-minus 4; Quinten Dormady 1-minus 4.

PASSING: Georgia-Fromm, J. 7-15-1-84; Eason, J. 0-1-0-0; Swift, D. 0-1-0-0. **Tennessee**-Quinten Dormady 5-16-2-64; Jarrett Guarantano 6-7-0-16.

RECEIVING: Georgia-Wims, J. 3-33; Godwin, T. 2-43; Swift, D. 1-5; Nauta, I. 1-3. **Tennessee**-John Kelly 4-47; Ty Chandler 3-15; Josh Palmer 1-9; Jeff George 1-7; Ethan Wolf 1-3; Tim Jordan 1-minus 1.



GAME 6 South Carolina Tennessee

15
9

Oct. 14 | Neyland Stadium | Knoxville, Tenn. | 12:02 p.m. | Attendance: 98,104

- Despite a strong showing from its defense and a late fourth-quarter drive with a chance to win the game with time expiring, Tennessee came up short in a 15-9 loss to South Carolina at Neyland Stadium.
- Making his first career start, redshirt freshman quarterback Jarrett Guarantano finished 11-for-18 for 133 yards and rushed 17 times for -2 yards. Junior running back John Kelly gained 58 yards on 16 carries and also had two catches for 21 yards. Sophomore receiver Brandon Johnson caught three passes for 54 yards.
- The Vols enjoyed a fast start, racking up 133 yards of total offense in the first quarter, which was UT's most in a first quarter since posting 167 yards against Kentucky on Nov. 12, 2016.
- Tennessee had a 6-0 lead after the opening quarter as freshman placekicker Brent Cimaglia made field goals from 29 yards and 33 yards.
- After South Carolina kicker Parker White made a 47-yard field goal with 10:31 left in the second quarter, Cimaglia hit a 24-yarder with 33 seconds left in the half to push UT's lead to 9-3 at the break. Tennessee had 178 yards of total offense in the first half, including 124 rushing yards, which was the most by UT in a first half this season.
- The Gamecocks knotted the game at 9-9 with 1:02 left in the third quarter when A.J. Turner ran for a 20-yard touchdown. South Carolina did not convert the extra point as holder Danny Gordon mishandled the snap and threw the ball away with pressure bearing down on him.
- White made a 21-yard field goal with 5:17 left in the game to give South Carolina the lead and followed with a 36-yarder with 1:13 remaining to push the Gamecocks' lead to 15-9.
- Guarantano and the Tennessee offense took over with 1:13 remaining and drove the ball 73 yards down the field on a drive highlighted by a 39-yard pass to Brandon Johnson that put UT on the SC 22 and a defensive pass interference call in the left corner of the end zone that set up 1st-and-goal from the SC 2 with seconds remaining. With one second left, Guarantano zipped a pass that went through Johnson's hands in the right side of the end zone.

	1	2	3	4	Final	Record
South Carolina	0	3	6	6	15	(5-2, 3-2)
Tennessee	6	3	0	0	9	(3-3, 0-3)

SCORING SUMMARY

1st Quarter

1st 10:26 UT - Brent Cimaglia 29 yd field goal, 7-46 3:33 SC 0 - UT 3
1st 01:36 UT - Brent Cimaglia 33 yd field goal, 14-80 6:32 SC 0 - UT 6

2nd Quarter

2nd 10:31 SC - White, P. 47 yd field goal, 6-30 3:06 SC 3 - UT 6
2nd 00:33 UT - Brent Cimaglia 24 yd field goal, 11-51 4:41 SC 3 - UT 9

3rd Quarter

3rd 01:02 SC - Turner, A. 20 yd run (TEAM kick failed), 12-95 6:28 SC 9 - UT 9

4th Quarter

4th 05:17 SC - White, P. 21 yd field goal, 16-72 9:10 SC 12 - UT 9
4th 01:13 SC - White, P. 36 yd field goal, 8-28 3:12 SC 15 - UT 9

	SC	UT
SCORE	15	9
FIRST DOWNS	19	16
RUSHES-YARDS (NET)	40-194	39-120
PASSING YDS (NET)	129	133
Passes Att-Comp-Int	24-15-0	19-11-0
TOTAL OFFENSE PLAYS-YARDS	64-323	58-253
Fumble Returns-Yards	0-0	0-0
Punt Returns-Yards	4-49	1-10
Kickoff Returns-Yards	1-24	1-21
Interception Returns-Yards	0-0	0-0
Punts (Number-Avg)	4-40.0	6-52.3
Fumbles-Lost	0-0	2-0
Penalties-Yards	8-59	7-40
Possession Time	32:42	27:18
Third-Down Conversions	5 of 13	3 of 13
Fourth-Down Conversions	0 of 1	0 of 0
Red-Zone Scores-Chances	3-3	3-4
Sacks By: Number-Yards	7-46	1-6

RUSHING: South Carolina-Turner, A. 14-86; Williams, T. 11-47; Bentley, J. 6-24; Dowdle, R. 4-19; Denson, M. 4-14; Hurst, H. 1-4. **Tennessee**-John Kelly 16-58; Ty Chandler 4-45; Quinten Dormady 1-13; Josh Palmer 1-6; Jarrett Guarantano 17-minus 2.

PASSING: South Carolina-Bentley, J. 15-24-0-129. **Tennessee**-Jarrett Guarantano 11-18-0-133; Josh Smith 0-1-0-0.

RECEIVING: South Carolina-Edwards, B. 6-63; Smith, O. 3-40; August, J. 2-9; Terrell, C. 1-9; Smith, S. 1-4; Pollard, K. 1-4; Turner, A. 1-0.

Tennessee-Marquez Callaway 4-37; Brandon Johnson 3-54; John Kelly 2-21; Ty Chandler 1-11; Josh Smith 1-10.

GAME RECAPS



GAME 7

Tennessee
#1/1 Alabama

7
45

Oct. | Bryant-Denny Stadium | Tuscaloosa, Ala. | 2:39 p.m. CT | Attendance: 101,821

- No. 1 Alabama controlled the 100th meeting between the two historic programs from start to finish. The Crimson Tide racked up 604 yards of offense while limiting the Vols to just 108 yards.
- Alabama took a 21-0 lead into halftime thanks to two one-yard rushing scores by Bo Scarbrough and an 11-yard rushing touchdown by Damien Harris.
- The Crimson Tide's lead grew to 28-0 when Jalen Hurts completed a 14-yard touchdown pass to Irv Smith Jr. early in the third quarter.
- Tennessee got on the scoreboard with 6:03 left in the third when Daniel Bituli intercepted a pass from Alabama backup quarterback Tua Tagovailoa and returned it 97 yards for a touchdown. It was UT's first pick-six since Jonathan Kongbo returned an interception 59 yards against Missouri on Nov. 19, 2016. Bituli's 97-yard interception return ranks as the fourth-longest in school history and the longest since Evan Berry's 100-yard return against Northwestern in the Outback Bowl on Jan. 1, 2016.
- Alabama responded with 17 unanswered points to close the game. Andy Pappanastos hit a 25-yard field goal with 3:13 left in the third quarter. In the fourth, Tagovailoa ran for a 23-yard score and threw a 60-yard touchdown pass to Henry Ruggs III.
- The Vols' best chance for an offensive score came midway through the fourth quarter. After D.J. Henderson forced a fumble by Alabama punt returner Xavian Marks and Rashaan Gauden recovered the ball at the UA 15, Tennessee drove to inside the UT 10. A penalty and three John Kelly runs set up 4th-and-goal from the UA 5 and the series ended when Mack Wilson intercepted a desperation heave from Jarrett Guarantano.
- The game marked the second start of Guarantano's career. The redshirt freshman finished 11-for-18 for 133 yards and was sacked seven times.
- Junior running back John Kelly had 16 carries for 58 yards and also had two receptions for 21 yards. Sophomore wide receiver Brandon Johnson had three catches for 54 yards.
- Freshman defensive back Shawn Shamburger led Tennessee defensively with 12 tackles and one sack. Redshirt sophomore linebacker Quart'e Sapp had 11 tackles. Sophomore defensive back Nigel Warrior posted seven tackles and one sack.

	1	2	3	4	Final	Record
Tennessee	0	0	7	0	7	(3-4, 0-4)
Alabama	7	14	10	14	45	(8-0, 5-0)

SCORING SUMMARY

1st Quarter

08:21 UA - Bo Scarbrough 1 yd run (A. Pappanastos kick), 12-63 5:35 UT 0 - UA 7

2nd Quarter

04:48 UA - Bo Scarbrough 1 yd run (A. Pappanastos kick), 15-85 4:35 UT 0 - UA 14

01:18 UA - Damien Harris 11 yd run (A. Pappanastos kick), 6-77 2:01 UT 0 - UA 21

3rd Quarter

12:39 UA - Irv Smith Jr. 14 yd pass from Jalen Hurts UT 0 - UA 28

(A. Pappanastos kick), 8-76 2:21

06:03 UT - Daniel Bituli 97 yd interception return (Brent Cimaglia kick) UT 7 - UA 28

03:13 UA - A. Pappanastos 25 yd field goal, 8-52 2:50 UT 7 - UA 31

4th Quarter

12:59 UA - Tua Tagovailoa 23 yd run (A. Pappanastos kick), 7-77 2:23 UT 7 - UA 38

04:49 UA - Henry Ruggs III 60 yd pass from Tua Tagovailoa UT 7 - UA 45

(A. Pappanastos kick), 5-77 2:34

	UT	UA
FIRST DOWNS	7	35
RUSHES-YARDS (NET)	30-64	53-272
PASSING YDS (NET)	44	332
Passes Att-Comp-Int	16-9-1	33-22-1
TOTAL OFFENSE PLAYS-YARDS	46-108	86-604
Fumble Returns-Yards	0-0	0-0
Punt Returns-Yards	0-0	5-25
Kickoff Returns-Yards	4-94	2-36
Interception Returns-Yards	1-97	1-21
Punts (Number-Avg)	9-45.8	2-42.0
Fumbles-Lost	0-0	3-1
Penalties-Yards	9-81	7-56
Possession Time	25:09	34:51
Third-Down Conversions	1 of 12	7 of 13
Fourth-Down Conversions	0 of 1	2 of 2
Red-Zone Scores-Chances	0-1	5-6
Sacks By: Number-Yards	2-3	4-34

RUSHING: Tennessee-John Kelly 12-63; Tim Jordan 2-7; Marquez Callaway 1-4; Ty Chandler 4-2; Jarrett Guarantano 11-minus 12. **Alabama**-Damien Harris 13-72; Najee Harris 7-50; Josh Jacobs 8-47; Tua Tagovailoa 4-36; B. Robinson Jr. 3-23; Bo Scarbrough 9-18; Ronnie Clark 2-16; Jalen Hurts 5-14; TEAM 2-minus 4.

PASSING: Tennessee-Jarrett Guarantano 9-16-1-44. **Alabama**-Jalen Hurts 13-21-0-198; Tua Tagovailoa 9-12-1-134.

RECEIVING: Tennessee-Marquez Callaway 3-14; Ethan Wolf 2-11; John Kelly 2-5; Tim Jordan 1-8; Brandon Johnson 1-6. **Alabama**-Calvin Ridley 8-82; Irv Smith Jr. 3-60; Jerry Jeudy 3-48; Hale Hentges 2-34; Josh Jacobs 2-24; Najee Harris 2-10; Henry Ruggs III 1-60; Cam Sims 1-14.

2017 STATISTICS

OVERALL: 3-4

SEC: 0-4

HOME: 2-2

AWAY: 0-2

NEUTRAL: 1-0

SCHEDULE & RESULTS

Date	UT (rank)	Opponent (rank)	TV	Site	Time/Result	Attend.	Top Rusher	Top Passer	Top Receiver	Top Tackler
Sept. 4	#25/24	vs. Georgia Tech	ESPN	Atlanta	W, 42-41 (2OT)	75,107	John Kelly (19-128-4)	Q. Dormady (20-37-221-2)	M. Callaway (4-115-2)	D. Bituli (23)
Sept. 9	#25/21	Indiana State	SECN	Knoxville	W, 42-7	99,015	John Kelly (18-80)	Q. Dormady (13-18-194-2)	J. Kelly (5-60)	C. McDowell (8)
Sept. 16	#23/23	at #24/25 Florida*	CBS	Gainesville	L, 26-20	87,736	John Kelly (19-145-1)	Q. Dormady (21-39-259-1)	J. Kelly (6-96)	R. Gaulden (10)
Sept. 23	RV/RV	UMass	SECN	Knoxville	W, 17-13	95,324	John Kelly (25-101-1)	Q. Dormady (17-27-187-1)	B. Johnson (7-123)	Q. Sapp (9)
Sept. 30	RV/RV	#7/8 Georgia*	CBS	Knoxville	L, 41-0	102,455	John Kelly (16-44)	Q. Dormady (5-16-64)	J. Kelly (4-47)	Q. Sapp (10)
Oct. 14	--/--	--/RV South Carolina*	ESPN	Knoxville	L, 15-9	98,104	John Kelly (16-58)	J. Guarantano (11-18-133)	B. Johnson (3-54)	R. Gaulden (10)
Oct. 21	--/--	at #1/1 Alabama*	CBS	Tuscaloosa	L, 45-7	101,821	John Kelly (12-63)	J. Guarantano (9-16-44)	M. Callaway (3-14)	S. Shamburger (12)
Oct. 28		at Kentucky*	SECN	Lexington	7:30 p.m. ET					
Nov. 4		Southern Miss (HC)	TBA	Knoxville	TBA					
Nov. 11		at Missouri*	TBA	Columbia	TBA					
Nov. 18		LSU*	TBA	Knoxville	TBA					
Nov. 25		Vanderbilt*	TBA	Knoxville	TBA					

Rankings listed (AP/USA Today/CFB Ranking) HC-Homecoming *-SEC Game

TEAM STATISTICS

	UT	OPP
SCORING	137	188
Points Per Game	19.6	26.9
Points Off Turnovers	31	31
FIRST DOWNS	113	148
Rushing	46	87
Passing	52	54
Penalty	15	7
RUSHING YARDAGE	872	1729
Yards gained rushing	1050	1883
Yards lost rushing	178	154
Rushing Attempts	229	338
Average Per Rush	3.8	5.1
Average Per Game	124.6	247.0
TDs Rushing	8	16
PASSING YARDAGE	1156	1107
Comp-Att-Int	108-196-7	89-153-3
Average Per Pass	5.9	7.2
Average Per Catch	10.7	12.4
Average Per Game	165.1	158.1
TDs Passing	7	7
TOTAL OFFENSE	2028	2836
Total Plays	425	491
Average Per Play	4.8	5.8
Average Per Game	289.7	405.1
KICK RETURNS: #-Yards	15-398	9-193
PUNT RETURNS: #-Yards	9-119	22-169
INT RETURNS: #-Yards	3-97	7-79
KICK RETURN AVERAGE	26.5	21.4
PUNT RETURN AVERAGE	13.2	7.7
INT RETURN AVERAGE	32.3	11.3
FUMBLES-LOST	8-4	13-5
PENALTIES-Yards	41-325	45-343
Average Per Game	46.4	49.0
PUNTS-Yards	45-2098	37-1544
Average Per Punt	46.6	41.7
Net punt average	41.1	37.4
KICKOFFS-Yards	28-1799	36-2171
Average Per Kick	64.2	60.3
Net kick average	41.3	35.4
TIME OF POSSESSION/Game	26:46	33:14
3RD-DOWN Conversions	30/96	44/99
3rd-Down Pct	31%	44%
4TH-DOWN Conversions	0/3	3/6
4th-Down Pct	0%	50%
SACKS BY-Yards	15-88	16-110
MISC YARDS	0	0
TOUCHDOWNS SCORED	17	24
FIELD GOALS-ATTEMPTS	6-10	8-11
ON-SIDE KICKS	0-0	0-0
RED-ZONE SCORES	(14-20) 70%	(24-26) 92%
RED-ZONE TOUCHDOWNS	(10-20) 50%	(18-26) 69%
PAT-ATTEMPTS	(17-17) 100%	(20-22) 91%
ATTENDANCE	394898	189557
Games/Avg Per Game	4/98724	2/94778
Neutral Site Games		1/75107

SCORE BY QUARTERS

	1st	2nd	3rd	4th	OT	Total
Tennessee	20	41	24	38	14	137
Opponents	27	47	44	57	13	188

RUSHING

Name	GP	Att	Gain	Loss	Net	Avg	TD	Long	Avg/G
John Kelly	7	125	647	32	615	4.9	6	38	87.9
Ty Chandler	7	27	123	5	118	4.4	0	30	16.9
Carlin Fils-Aime	6	11	74	0	74	6.7	2	30	12.3
Tim Jordan	7	7	36	0	36	5.1	0	10	5.1
Tyler Byrd	6	1	15	0	15	15.0	0	15	2.5
Quinten Dormady	6	11	36	23	13	1.2	0	13	2.2
Trey Coleman	2	4	10	1	9	2.2	0	5	4.5
Josh Palmer	7	1	6	0	6	6.0	0	6	0.9
Marquez Callaway	7	1	4	0	4	4.0	0	4	0.6
Jarrett Guarantano	5	38	99	107	-8	-0.2	0	12	-1.6
TEAM 6	3	0	10	-10	-3.3	0	0	-1.7	
Total	7	229	1050	178	872	3.8	8	38	124.6
Opponents	7	338	1883	154	1729	5.1	16	72	247.0

PASSING

Name	GP	Effic	Comp-Att-Int	Pct	Yds	TD	Lng	Avg/G
Quinten Dormady	6	117.88	76-137-6	55.5	925	6	66	154.2
Jarrett Guarantano	5	90.87	32-58-1	55.2	231	1	39	46.2
Josh Smith	5	0.00	0-1-0	0.0	0	0	0	0.0
Total	7	109.29	108-196-7	55.1	1156	7	66	165.1
Opponents	7	130.12	89-153-3	58.2	1107	7	63	158.1

RECEIVING

Name	GP	Rec	Yds	Avg	TD	Long	Avg/G
John Kelly	7	26	255	9.8	0	52	36.4
Brandon Johnson	7	22	265	12.0	1	66	37.9
Marquez Callaway	7	15	249	16.6	3	50	35.6
Ethan Wolf	7	12	101	8.4	1	28	14.4
Ty Chandler	7	7	68	9.7	0	16	9.7
Josh Palmer	7	5	51	10.2	0	18	7.3
Jeff George	6	4	41	10.2	1	17	6.8
Josh Smith	5	4	30	7.5	0	10	6.0
Jauan Jennings	1	3	17	5.7	0	7	17.0
Tim Jordan	7	3	16	5.3	0	9	2.3
Tyler Byrd	6	2	21	10.5	1	13	3.5
Austin Pope	6	2	9	4.5	0	10	1.5
Eli Wolf	4	1	17	17.0	0	17	4.2
Jakob Johnson	5	1	13	13.0	0	13	2.6
Trey Coleman	2	1	3	3.0	0	3	1.5
Total	7	108	1156	10.7	7	66	165.1
Opponents	7	89	1107	12.4	7	63	158.1

2017 STATISTICS

PUNT RETURNS

Name	Ret	Yds	Avg	TD	Long
Marquez Callaway	9	119	13.2	0	36
Total	9	119	13.2	0	36
Opponents	22	169	7.7	0	28

KICKOFF RETURNS

Name	Ret	Yds	Avg	TD	Long
Ty Chandler	9	254	28.2	1	91
Marquez Callaway	2	23	11.5	0	13
Evan Berry	2	86	43.0	0	51
Ethan Wolf	1	9	9.0	0	9
Tim Jordan	1	26	26.0	0	26
Total	15	398	26.5	1	91
Opponents	9	193	21.4	0	46

FUMBLE RETURNS

Name	Ret	Yds	Avg	TD	Long
Total	0	0	0.0	0	0
Opponents	0	0	0.0	0	0

PUNTING

Name	Punts	Yds	Avg	Lg	TB	FC	I20	50+	Blkd
Trevor Daniel	44	2098	47.7	72	4	7	18	21	0
TEAM 1	0	0.0	0	0	0	0	0	1	
Total	45	2098	46.6	72	4	7	18	21	1
Opponents	37	1544	41.7	59	2	9	12	10	0

KICKOFFS

Name	KO	YDS	AVG	TB	OB	RET	NET	YdLn
Aaron Medley	22	1423	64.7	15	1			
Brent Cimaglia	6	376	62.7	3	0			
Total	28	1799	64.2	18	1	193	41.3	23
Opponents	36	2171	60.3	20	1	398	35.4	29

FIELD GOALS

■ FIELD GOAL SEQUENCE BY PLAYER

Name	FGM-FGA	Pct.	1-19	20-29	30-39	40-49	50+	Lg	Blk
Brent Cimaglia	4-7	57.1	0-0	2-2	1-1	0-2	1-2	51	0
Aaron Medley	2-3	66.7	0-0	1-1	0-0	1-2	0-0	40	0

■ FIELD GOAL SEQUENCE BY GAME

	Tennessee	Opponents
Georgia Tech	-	47,36
Indiana State	-	48
Florida	(51),47,51,44,(27)	(27),(41)
UMass	45,(40)	-
Georgia	-	(38),(19)
South Carolina	(29),(33),(24)	(47),(21),(36)
Alabama	-	(25)
Kentucky		
Southern Miss		
Missouri		
LSU		
Vanderbilt		

Numbers in (parentheses) indicate field goal was made

SPECIAL TEAMS TACKLE LEADERS

Player	Total	KO	Punt	Other
Micah Abernathy	4	0	4	0
Dillon Bates	4	1	3	0
D.J. Henderson	3	2	1	0
Marquill Osborne	3	1	2	0
Quart'e Sapp	3	2	1	0
Ja'Quain Blakely	2	0	2	0
Daniel Bituli	1	1	0	0
Carlin Fils-aime	1	1	0	0
Rashaan Gaulden	1	0	1	0
Theo Jackson	1	1	0	0
Jakob Johnson	1	1	0	0
Ryan Johnson	1	0	1	0
Todd Kelly Jr.	1	0	1	0
Riley Lovingood	1	0	1	0
Justin Martin	1	0	1	0
Cortez McDowell	1	1	0	0
Shanon Reid	1	1	0	0
Shawn Shamburger	1	1	0	0
TOTAL	31	13	18	0

SCORING

Name	TD	FGs	PAT Kick	PAT Rush	PAT Rcv	PAT Pass	PAT DXP	Saf	Pts
John Kelly	6	0-0	0-0	0-0	0	0-0	0	0	36
Aaron Medley	0	2-3	16-16	0-0	0	0-0	0	0	22
Marquez Callaway	3	0-0	0-0	0-0	0	0-0	0	0	18
Brent Cimaglia	0	4-7	1-1	0-0	0	0-0	0	0	13
Carlin Fils-Aime	2	0-0	0-0	0-0	0	0-0	0	0	12
Jeff George	1	0-0	0-0	0-0	0	0-0	0	0	6
Brandon Johnson	1	0-0	0-0	0-0	0	0-0	0	0	6
Daniel Bituli	1	0-0	0-0	0-0	0	0-0	0	0	6
Tyler Byrd	1	0-0	0-0	0-0	0	0-0	0	0	6
Ethan Wolf	1	0-0	0-0	0-0	0	0-0	0	0	6
Ty Chandler	1	0-0	0-0	0-0	0	0-0	0	0	6
Total	17	6-10	17-17	0-0	0	0-0	0	0	137
Opponents	24	8-11	20-22	0-0	0	0-1	0	0	188

ALL-PURPOSE

Name	GP	Rush	Rec	PR	KR	IR	Tot	Avg/G
John Kelly	7	615	255	0	0	0	870	124.3
Ty Chandler	7	118	68	0	254	0	440	62.9
Marquez Callaway	7	4	249	119	23	0	395	56.4
Brandon Johnson	7	0	265	0	0	0	265	37.9
Ethan Wolf	7	0	101	0	9	0	110	15.7
Daniel Bituli	7	0	0	0	0	97	97	13.9
Evan Berry	1	0	0	0	86	0	86	86.0
Tim Jordan	7	36	16	0	26	0	78	11.1
Carlin Fils-Aime	6	74	0	0	0	0	74	12.3
Josh Palmer	7	6	51	0	0	0	57	8.1
Jeff George	6	0	41	0	0	0	41	6.8
Tyler Byrd	6	15	21	0	0	0	36	6.0
Josh Smith	5	0	30	0	0	0	30	6.0
Eli Wolf	4	0	17	0	0	0	17	4.2
Jauan Jennings	1	0	17	0	0	0	17	17.0
Jakob Johnson	5	0	13	0	0	0	13	2.6
Quinten Dormady	6	13	0	0	0	0	13	2.2
Trey Coleman	2	9	3	0	0	0	12	6.0
Austin Pope	6	0	9	0	0	0	9	1.5
Jarrett Guarantano	5	-8	0	0	0	0	-8	-1.6
TEAM 6	-10	0	0	0	0	-10	-1.7	
Total	7	872	1156	119	398	97	2642	377.4
Opponents	7	1729	1107	169	193	79	3277	468.1

TOTAL OFFENSE

Name	GP	Plays	Rush	Pass	Tot	Avg/G
Quinten Dormady	6	148	13	925	938	156.3
John Kelly	7	125	615	0	615	87.9
Jarrett Guarantano	5	96	-8	231	223	44.6
Ty Chandler	7	27	118	0	118	16.9
Carlin Fils-Aime	6	11	74	0	74	12.3
Tim Jordan	7	7	36	0	36	5.1
Tyler Byrd	6	1	15	0	15	2.5
Trey Coleman	2	4	9	0	9	4.5
Josh Palmer	7	1	6	0	6	0.9
Marquez Callaway	7	1	4	0	4	0.6
TEAM 6	3	-10	0	-10	-1.7	
Total	7	425	872	1156	2028	289.7
Opponents	7	491	1729	1107	2836	405.1

2017 STATISTICS

2017 DEFENSIVE STATISTICS

No.	Player	GP-GS	ST	AT	TT	TFL	Sacks	Int	PBU	QBH	FR-Yds	FF	Blk	Saf
35	Daniel Bituli	7-5	28	29	57	1.5-3	.	1-97	.	1	.	1	.	.
18	Nigel Warrior	7-7	22	30	52	1.0-2	1.0-2	.	3	.	.	2	.	.
14	Quart'e Sapp	7-4	21	24	45	3.0-5	.	.	2	1
22	Micah Abernathy	7-7	27	16	43	.	.	.	2	1	1-0	.	.	.
0H	Rashaan Gaulden	7-6	26	16	42	3.0-3	.	1-0	3	.	1-0	1	.	.
53	Colton Jumper	7-4	15	23	38	7.0-31	4.5-27	.	.	1
39	Kendal Vickers	7-7	8	22	30	4.0-12	1.5-9
99	Kahlil McKenzie	7-7	10	15	25	3.5-12	2.0-10	.	.	2
0B	Jonathan Kongbo	7-7	6	19	25	1.0-7	1.0-7
20	Cortez McDowell	3-3	12	12	24	1.5-4	1-0	.	.	.
1C	Emmanuel Moseley	7-6	17	5	22	1.0-1	.	.	5
19	Darrell Taylor	5-5	12	8	20	2.0-16	1.0-15	.	1	1	1-0	1	.	.
0I	Justin Martin	7-6	15	4	19	.	.	1-0	1	.	.	1	.	.
0F	Kyle Phillips	7-2	6	12	18	2.5-7	.	.	2	1
1F	Shawn Shamburger	7-1	8	5	13	1.0-1	1.0-1
0C	Shy Tuttle	5-0	3	9	12	1.0-3
6	Shaq Wiggins	6-0	8	2	10
41	Elliott Berry	7-0	3	5	8	1.0-3	1.0-3	.	1
24	Todd Kelly Jr.	2-0	5	2	7
98	Alexis Johnson	7-0	5	2	7	1.0-4	1.0-4
5F	Quay Picou	7-0	1	5	6
1H	Dillon Bates	7-0	3	2	5
2D	Will Ignont	4-0	2	2	4	1.0-3
31	D.J. Henderson	6-0	3	1	4	1	.	.
26	Theo Jackson	6-0	3	1	4
13	Deandre Johnson	5-0	3	1	4	2.0-20	1.0-10	2	.	.
0D	Marquill Osborne	6-0	2	2	4
56	Matthew Butler	4-0	2	.	2	1.0-3
48	Ja'Quain Blakely	7-0	2	.	2
21	Shanon Reid	3-0	1	.	1
75	Jashon Robertson	6-6	1	.	1
44	Jakob Johnson	5-1	.	1	1
70	Ryan Johnson	7-0	.	1	1
46	Riley Lovingood	7-0	1	.	1
27	Carlin Fils-Aime	6-0	.	1	1
28	Baylen Buchanan	4-0	1	.	1
82	Ethan Wolf	7-7	1	.	1
7	Brandon Johnson	7-5	1	.	1
3	Ty Chandler	7-1	1	.	1
TM	TEAM	6-0	.	1	1	1-0	.	.	.
97	Paul Bain	3-0	1	.
Total		7-0	285	278	563	39-140	15-88	3-97	20	8	5-0	9	1	.
Opponents		7-0	227	205	432	51.0-187	16-110	7-79	30	20	4-0	6	1	.

TENNESSEE GIVEAWAY/TAKEAWAY

Game	Giveaway			Takeaway			Dif.
	Fum	Int	Tot	Fum	Int	Tot	
vs. Georgia Tech	0	0	0	2	0	2	+2
INDIANA STATE	1	1	2	0	0	0	-2
at Florida	0	3	3	2	1	3	0
UMASS	1	0	1	0	0	0	-1
GEORGIA	2	2	4	0	1	1	-3
S. CAROLINA	0	0	0	0	0	0	0
at Alabama	0	1	1	1	1	2	+1
at Kentucky							
SO. MISSISSIPPI							
at Missouri							
LSU							
VANDERBILT							
TOTAL	4	7	11	5	3	8	-3

INTERCEPTIONS

Name	Int	Yds	Avg	TD	Long
Rashaan Gaulden	1	0	0.0	0	0
Daniel Bituli	1	97	97.0	1	97
Justin Martin	1	0	0.0	0	0
Total	3	97	32.3	1	97
Opponents	7	79	11.3	1	34

FUMBLES

Name	No.-Lost
Quinten Dormady	3-2
Jarrett Guarantano	3-0
John Kelly	1-1
TEAM	1-1

VOLS ON OPENING OFFENSIVE DRIVES

Game	1st Half	2nd Half
vs. Georgia Tech	Punt	Punt
INDIANA STATE	TOUCHDOWN	Punt
at Florida	INTERCEPTION	Punt
UMASS	Punt	Punt
GEORGIA	INTERCEPTION	FUMBLE
S. CAROLINA	MADE FG	Punt
at Alabama	Punt	Punt
at Kentucky		
SO. MISSISSIPPI		
at Missouri		
LSU		
VANDERBILT		

VOLS ON OPENING DEFENSIVE SERIES

Game	1st Half	2nd Half
vs. Georgia Tech	Punt	TOUCHDOWN
INDIANA STATE	Punt	Punt
at Florida	MADE FG	FUMBLE
UMASS	Punt	Punt
GEORGIA	MADE FG	TOUCHDOWN
S. CAROLINA	Punt	Punt
at Alabama	TOUCHDOWN	TOUCHDOWN
at Kentucky		
SO. MISSISSIPPI		
at Missouri		
LSU		
VANDERBILT		

VOLS ON COIN FLIPS

Tennessee is now 4-2 in coin tosses this season, including 3-2 pregame and 1-0 in overtime

Game	Pregame Flip	Score
vs. Georgia Tech	LOST	W, 42-41 (2OT)
INDIANA STATE	WON	W, 42-7
at Florida	WON	L, 26-20
UMASS	WON	W, 17-13
GEORGIA	LOST	L, 41-0
S. CAROLINA	LOST	L, 15-9
at Alabama	LOST	L, 45-7
at Kentucky		
SO. MISSISSIPPI		
at Missouri		
LSU		
VANDERBILT		

VOLS ON VIDEO REVIEWS

8 Total Reviews

Reviews in UT's Favor: 5

Reviews not in UT's Favor: 3

► TEAM TOTALS

	Score	1st Downs	Rushing (No-Yds-TD)	Passing (C-A-I-Yds-TD)	Total Offense (Ply-Yds)	Punts No-Avg	Fumbles No-Lost	Penalties No-Yds	KO Ret. No-Yds	Punt Ret. No-Yds	Int. Ret. No-Yds	3rd-Dn Convs.	Time of Poss.
TENNESSEE	42	18	22-148-4	20-37-221-2	59-369	6-47.0	0-0	2-20	4-109	0-0	0-0	5-of-12	18:33
vs. Ga. Tech	41	33	86-535-6	5-10-120-0	96-655	3-46.0	3-2	4-37	2-30	2-7	0-0	13-of-18	41:27
TENNESSEE	42	24	37-160-2	17-30-235-3	67-395	4-47.8	2-1	6-53	2-40	4-53	0-0	7-of-13	29:07
Indiana State	7	13	37-122-0	9-19-93-1	57-215	8-44.8	1-0	5-45	2-104	1-8	1-4	0-of-11	30:53
TENNESSEE	20	23	33-183-1	21-39-259-1	72-442	3-45.0	0-0	7-54	0-0	1-29	1-0	6-of-16	32:45
at Florida	26	14	29-168-0	18-28-212-2	57-380	5-44.8	2-2	8-38	2-63	2-14	2-14	7-of-14	27:15
TENNESSEE	17	18	39-135-1	19-32-184-1	71-319	8-48.9	2-1	5-51	1-10	3-27	0-0	7-of-18	29:32
UMass	13	14	37-144-1	13-22-137-1	59-281	10-40.4	1-0	7-43	0-0	3-17	0-0	3-of-14	30:28
TENNESSEE	0	7	29-62-0	11-23-2-80-0	52-142	9-41.4	2-2	5-26	3-60	0-0	1-0	1-of-12	25:01
Georgia	41	20	55-294-4	7-17-1-84-1	72-378	5-35.2	3-0	6-65	0-0	5-49	2-34	9-of-16	34:59
TENNESSEE	9	16	39-120-0	11-19-0-133-0	58-253	6-52.3	2-0	7-40	1-21	1-10	0-0	3-of-13	27:18
South Carolina	15	19	40-194-1	15-24-0-129-0	64-323	4-40.0	0-0	8-59	1-24	4-49	0-0	5-of-13	32:42
TENNESSEE	7	7	30-65-0	9-16-1-44-0	46-108	9-45.8	0-0	9-81	4-94	0-0	1-97	1-of-12	25:09
at Alabama	45	35	53-272-4	22-33-1-332-2	86-604	2-42.0	3-1	7-56	2-36	5-25	1-21	7-of-13	34:51
TENNESSEE at Kentucky													
TENNESSEE Southern Miss													
TENNESSEE at Missouri													
TENNESSEE LSU													
TENNESSEE Vanderbilt													

■ Starting Lineups

Offense	TE	LT	LG	C	RG	RT	WR	WR	QB	TB	WR	PK	P
vs. Georgia Tech	Et. Wolf	B. Kendrick	J. Jones	J. Robertson	T. Smith	M. Tatum	J. Jennings	B. Johnson	Q. Dormady	J. Kelly	Eli Wolf (TE)	A. Medley	T. Daniel
INDIANA STATE	Et. Wolf	D. Richmond	J. Jones	J. Robertson	T. Smith	B. Kendrick	M. Callaway	J. Palmer	Q. Dormady	J. Kelly	T. Chandler	A. Medley	T. Daniel
at Florida	Et. Wolf	D. Richmond	J. Jones	J. Robertson	T. Smith	B. Kendrick	M. Callaway	B. Johnson	Q. Dormady	J. Kelly	J. Palmer	A. Medley	T. Daniel
UMASS	Et. Wolf	D. Richmond	V. Boulware	C. Thomas	T. Smith	B. Kendrick	M. Callaway	J. Smith	Q. Dormady	J. Kelly	J. Johnson (TE)	A. Medley	T. Daniel
GEORGIA	Et. Wolf	D. Richmond	B. Kendrick	J. Robertson	T. Smith	M. Tatum	M. Callaway	B. Johnson	Q. Dormady	J. Kelly	J. Smith	A. Medley	T. Daniel
SOUTH CAROLINA	Et. Wolf	D. Richmond	B. Kendrick	J. Robertson	T. Smith	M. Tatum	M. Callaway	B. Johnson	J. Guarantano	J. Kelly	J. Smith	B. Cimaglia	T. Daniel
at Alabama	Et. Wolf	D. Richmond	J. Robertson	C. Thomas	T. Smith	B. Kendrick	M. Callaway	B. Johnson	J. Guarantano	J. Kelly	J. Smith	B. Cimaglia	T. Daniel
at Kentucky													
SOUTHERN MISS													
at Missouri													
LSU													
VANDERBILT													

Defense	RE	DT	DT	LE	WLB	MLB	SLB	NK	BOUNDARY CB	FS	SS	FIELD CB
vs. Georgia Tech	J. Kongbo	K. McKenzie	K. Vickers	D. Taylor	C. McDowell	C. Jumper	D. Bituli	--	R. Gaulden	M. Abernathy	N. Warrior	J. Martin
INDIANA STATE	J. Kongbo	K. McKenzie	K. Vickers	D. Taylor	C. McDowell	C. Jumper	D. Bituli	--	E. Moseley	M. Abernathy	N. Warrior	J. Martin
at Florida	J. Kongbo	K. McKenzie	K. Vickers	D. Taylor	C. McDowell	D. Bituli	--	R. Gaulden	E. Moseley	M. Abernathy	N. Warrior	J. Martin
UMASS	J. Kongbo	K. McKenzie	K. Vickers	D. Taylor	Q. Sapp	D. Bituli	--	R. Gaulden	E. Moseley	M. Abernathy	N. Warrior	J. Martin
GEORGIA	J. Kongbo	K. McKenzie	K. Vickers	D. Taylor	Q. Sapp	C. Jumper	--	R. Gaulden	E. Moseley	M. Abernathy	N. Warrior	J. Martin
SOUTH CAROLINA	J. Kongbo	K. McKenzie	K. Vickers	K. Phillips	Q. Sapp	C. Jumper	--	R. Gaulden	E. Moseley	M. Abernathy	N. Warrior	J. Martin
at Alabama	J. Kongbo	K. McKenzie	K. Vickers	K. Phillips	Q. Sapp	D. Bituli	--	R. Gaulden	E. Moseley	M. Abernathy	N. Warrior	S. Shamburger
at Kentucky												
SOUTHERN MISS												
at Missouri												
LSU												
VANDERBILT												

■ Starting Experience

OFFENSE	'13	'14	'15	'16	'17	Tot	Strk	DEFENSE	'13	'14	'15	'16	'17	Tot	Strk	SPECIAL TEAMS	'13	'14	'15	'16	'17	Tot	Strk	
Venzell Boulware, OL	.	.	.	3	1	4	1	Micah Abernathy, DB	.	.	.	10	7	17	11	Brent Cimaglia	2	2	2	2
Marquez Callaway, WR	6	6	6	Daniel Bituli, LB	5	5	5	Trevor Daniel, P	.	.	13	13	7	33	33	
Ty Chandler, RB	1	1	.	Elliott Berry, LB	.	.	.	4	.	4	.	Aaron Medley, PK/KO	.	13	13	13	5	44	.	
Quinten Dormady, QB	5	5	5	Evan Berry, DB	.	.	.	3	.	3	.	Total	.	13	26	26	11	79	-	
Jeff George, WR	.	.	.	2	.	2	.	Baylen Buchanan, DB	.	.	.	2	.	2	.									
Jarrett Guarantano, QB	2	2	2	Rashaan Gaulden, DB	.	.	.	9	6	15	5									
Chance Hall, OL	.	.	7	6	.	13	.	Jakob Johnson, (LB)	.	2	.	.	.	2	.									
Jauan Jennings, WR	.	.	6	9	1	16	.	Colton Jumper, LB	.	.	3	7	3	13	2									
Brandon Johnson, WR	5	5	3	Todd Kelly Jr., DB	.	3	2	11	.	16	.									
Jakob Johnson, (TE)	1	1	1	Darrin Kirkland Jr. LB	.	.	10	7	.	17	.									
Jack Jones, OL	.	.	1	6	3	10	3	Jonathan Kongbo DL	.	.	.	2	7	9	9									
John Kelly, RB	.	.	.	1	7	8	7	Justin Martin, DB	.	.	6	2	6	14	.									
Brett Kendrick, OT/OG	.	2	5	13	7	27	25	Cortez McDowell, LB	.	.	.	4	3	7	5									
Josh Palmer, WR	2	2	2	Kahlil McKenzie, DL	.	.	.	1	7	8	8									
Drew Richmond, OT	.	.	.	6	6	12	6	Emmanuel Moseley, DB	.	2	7	10	6	25	6									
Jashon Robertson, OG/C	.	13	10	12	6	41	3	Kyle Phillips, DL	.	.	.	1	2	3	2									
Josh Smith, WR	4	1	7	6	4	22	4	Quart'e Sapp, LB	4	4	4									
Trey Smith, OG	7	7	7	Shawn Shamburger	1	1	1									
Marcus Tatum, OT	3	3	2	Austin Smith, LB	.	.	1	.	.	1	.									
Coleman Thomas, OT	.	5	13	9	2	29	1	Darrell Taylor, DL	5	5	5									
Eli Wolf, TE	1	1	.	Shy Tuttle, DL	.	.	.	1	.	1	.									
Ethan Wolf, TE	.	11	12	12	7	42	12	Kendal Vickers, DL	.	.	13	13	7	33	33									
Total	4	32	61	85	77	259	-	Nigel Warrior, DB	.	.	.	1	7	8	7									
								Total	0	7	42	88	77	214	-									

2017 STATISTICS

BIG PLAYS (MORE THAN 20 YARDS)

20-YARD PLUS PLAYS

BY TENNESSEE (31)

OFFENSE (19)

Yards	Type	Player(s)	Opponent
66	Pass	Johnson from Dormady	UMass
52	Pass	Kelly from Dormady	Florida
50*	Pass	Callaway from Dormady	Ga. Tech
44	Pass	Kelly from Dormady	Georgia
40	Pass	Callaway from Dormady	Ga. Tech
39	Pass	Johnson from Guarantano	S. Carolina
38	Run	John Kelly	Florida
37*	Pass	Callaway from Dormady	Indiana St.
34*	Run	John Kelly	Florida
30	Run	Ty Chandler	S. Carolina
30*	Run	Carlin Fils-aime	Indiana St.
30	Run	John Kelly	Ga. Tech
29	Pass	Kelly from Dormady	Florida
28*	Pass	Et. Wolf from Dormady	Florida
27	Run	John Kelly	UMass
24	Run	John Kelly	S. Carolina
22	Pass	Callaway from Dormady	Florida
22	Run	John Kelly	Ga. Tech
20	Pass	Callaway from Dormady	Florida

* touchdown scored on play

DEFENSE (1)

Yards	Type	Player(s)	Opponent
97*	INT	Daniel Bituli	Alabama

* touchdown scored on play

SPECIAL TEAMS (11)

Yards	Type	Player(s)	Opponent
91*	KR	Ty Chandler	Indiana St.
51	KR	Evan Berry	Ga. Tech
36	PR	Marquez Callaway	Indiana St.
35	KR	Evan Berry	Ga. Tech
32	KR	Ty Chandler	Alabama
29	PR	Marquez Callaway	Florida
26	KR	Tim Jordan	Georgia
23	KR	Ty Chandler	Alabama
21	KR	Ty Chandler	S. Carolina
21	KR	Ty Chandler	Georgia
20	KR	Ty Chandler	Alabama

* touchdown scored on play

20-YARD PLUS PLAYS

BY OPPONENT (35)

OFFENSE (26)

Yards	Type	Player(s)	Opponent
72	Run	Malik Davis	Florida
63*	Pass	Cleveland from Franks	Florida
60*	Pass	Ruggs from Tagovailoa	Alabama
44	Pass	Jeune from Marshall	Ga. Tech
42	Run	Andy Isabella	UMass
39	Run	Marquis Young	UMass
38	Run	Nathan Cottrell	Ga. Tech
36	Pass	Isabella from Ford	UMass
34	Pass	Smith from Hurts	Alabama
32	Run	Elijah Holyfield	Georgia
28	Run	TaQuon Marshall	Ga. Tech
27	Run	TaQuon Marshall	Ga. Tech
26	Pass	Ridley from Hurts	Alabama
24	Pass	Godwin from Fromm	Georgia
23*	Run	Tua Tagovailoa	Alabama
23	Run	Nick Chubb	Georgia
23	Pass	McClendon from Harker	Indiana St.
23	Pass	McClendon from Sparks	Indiana St.
22	Run	Josh Jacobs	Alabama
22	Run	D'Andre Swift	Georgia
22	Pass	Powell from Franks	Florida
21	Pass	Jacobs from Hurts	Alabama
21*	Run	Sony Michel	Georgia
21	Pass	Palmer from Ford	UMass
21	Run	Lamical Perine	Florida
20*	Run	A.J. Turner	S. Carolina

* touchdown scored on play

DEFENSE (2)

Yards	Type	Player(s)	Opponent
34	INT	J.R. Reed	Georgia
21	INT	Mack Wilson	Alabama

* touchdown scored on play

SPECIAL TEAMS (7)

Yards	Type	Player(s)	Opponent
46	KR	Tyrie Cleveland	Florida
28	PR	Mecole Hardman	Georgia
24	KR	Rashad Fenton	S. Carolina
23	KR	Titus McCoy	Indiana St.
21	KR	Henry Ruggs III	Alabama
21	PR	Chris Lammons	S. Carolina
20	KR	J.J. Green	Ga. Tech

* touchdown scored on play

UT LONG PLAYS BY THE NUMBERS

Long Plays By Yards	No.	TD	Long Plays By Type	No.	TD
100+	0	0	Rushing	9	2
90-99	2	2	Passing	10	3
80-89	0	0	Punt returns	2	0
70-79	0	0	Kick returns	6	1
60-69	1	0	Interceptions	0	0
50-59	3	1	Fumble returns	0	0
40-49	2	0	Other	0	0
30-39	10	3	TOTAL	27	6
20-29	13	1			

20-YARDS-PLUS BY PLAYER

Player	No.	TD	R	P	KR	PR	IR	FR
John Kelly	9	1	6	3	0	0	0	0
Marquez Callaway	7	2	0	5	0	2	0	0
Ty Chandler	7	1	1	0	6	0	0	0
Evan Berry	2	0	0	0	2	0	0	0
Brandon Johnson	2	0	0	2	0	0	0	0
Daniel Bituli	1	1	0	0	0	0	1	0
Carlin Fils-aime	1	1	1	0	0	0	0	0
Tim Jordan	1	0	0	0	1	0	0	0
Ethan Wolf	1	1	0	1	0	0	0	0
TOTAL	31	7	8	11	9	2	1	0

20-YARDS-PLUS BY GAME

Player	No.	TD	R	P	KR	PR	IR	FR
vs. Georgia Tech	6	1	2	2	2	0	0	0
INDIANA STATE	4	3	1	1	1	1	0	0
at Florida	8	2	2	5	0	1	0	0
UMASS	2	0	1	1	0	0	0	0
GEORGIA	3	0	0	1	2	0	0	0
SOUTH CAROLINA	4	0	2	1	1	0	0	0
at Alabama	4	1	0	0	3	0	1	0
at Kentucky								
SOUTHERN MISS								
at Missouri								
LSU								
VANDERBILT								
TOTAL	31	7	8	11	9	2	1	0

20-YARDS-PLUS OPPONENT BY GAME

Player	No.	TD	R	P	KR	PR	IR	FR
vs. Georgia Tech	5	0	3	1	1	0	0	0
INDIANA STATE	3	0	0	2	1	0	0	0
at Florida	5	1	2	2	1	0	0	0
UMASS	4	0	2	2	0	0	0	0
GEORGIA	7	1	4	1	0	1	1	0
SOUTH CAROLINA	3	1	1	0	1	1	0	0
at Alabama	8	2	2	4	1	0	1	0
at Kentucky								
SOUTHERN MISS								
at Missouri								
LSU								
VANDERBILT								
TOTAL	35	5	12	8	4	2	1	0

TENNESSEE'S LONGEST PLAYS OF THE YEAR

Rushing	38	John Kelly at Florida (9/16)
Rushing TD	34	John Kelly at Florida (9/16)
Passing	66	Brandon Johnson from Quinten Dormady vs. UMass (9/23)
Passing TD	50	Marquez Callaway from Quinten Dormady vs. Georgia Tech (9/4)
Punt Return	36	Marquez Callaway vs. Indiana State (9/9)
Kick Return	91	Ty Chandler vs. Indiana State (9/9)
INT Return	97	Daniel Bituli at Alabama (10.21)
Fumble Return	0	---
Field Goal	N/A	
Punt	72	Trevor Daniel vs. South Carolina (10/14)

2017 STATISTICS

TENNESSEE MISCELLANEOUS STATS

3RD-DOWN CONVERSIONS

Date	Opponent	Score	Overall		1st Qtr		2nd Qtr		3rd Qtr		4th Qtr		OT	
Sept 4	vs Georgia Tech	W, 42-41	5-12	41.7%	0-3	0.0%	2-4	50.0%	1-2	50.0%	2-3	66.7%	0-0	0.0%
Sept 9	Indiana State	W, 42-7	7-13	53.8%	2-3	66.7%	2-4	50.0%	1-3	33.3%	2-3	66.7%		
Sept 16	at Florida	L, 20-26	6-16	37.5%	1-3	33.3%	2-4	50.0%	2-5	40.0%	1-4	25.0%		
Sept 23	UMass	W, 17-13	7-18	38.9%	3-6	50.0%	2-3	66.7%	1-4	25.0%	1-5	20.0%		
Sept 30	Georgia	L, 0-41	1-12	8.3%	1-5	20.0%	0-2	0.0%	0-2	0.0%	0-3	0.0%		
Oct 14	South Carolina	L, 9-15	3-13	23.1%	1-3	33.3%	1-4	25.0%	0-2	0.0%	1-4	25.0%		
Oct 21	at Alabama	L, 7-45	1-12	8.3%	0-2	0.0%	1-5	20.0%	0-2	0.0%	0-3	0.0%		
Oct 28	at Kentucky													
Nov 4	Southern Miss													
Nov 11	at Missouri													
Nov 18	LSU													
Nov 25	Vanderbilt													
	Tennessee		30-96	31.2%	8-25	32.0%	10-26	38.5%	5-20	25.0%	7-25	28.0%	0-0	0.0%
	Opponents		44-99	44.4%	11-28	39.3%	13-27	48.1%	8-21	38.1%	10-21	47.6%	2-2	100.0%

4TH-DOWN CONVERSIONS

Date	Opponent	Score	Overall		1st Qtr		2nd Qtr		3rd Qtr		4th Qtr		OT	
Sept 4	vs Georgia Tech	W, 42-41	0-1	0.0%	0-0	0.0%	0-1	0.0%	0-0	0.0%	0-0	0.0%	0-0	0.0%
Sept 9	Indiana State	W, 42-7	0-0	0.0%	0-0	0.0%	0-0	0.0%	0-0	0.0%	0-0	0.0%		
Sept 16	at Florida	L, 20-26	0-0	0.0%	0-0	0.0%	0-0	0.0%	0-0	0.0%	0-0	0.0%		
Sept 23	UMass	W, 17-13	0-0	0.0%	0-0	0.0%	0-0	0.0%	0-0	0.0%	0-0	0.0%		
Sept 30	Georgia	L, 0-41	0-1	0.0%	0-0	0.0%	0-0	0.0%	0-0	0.0%	0-1	0.0%		
Oct 14	South Carolina	L, 9-15	0-0	0.0%	0-0	0.0%	0-0	0.0%	0-0	0.0%	0-0	0.0%		
Oct 21	at Alabama	L, 7-45	0-1	0.0%	0-0	0.0%	0-0	0.0%	0-0	0.0%	0-1	0.0%		
Oct 28	at Kentucky													
Nov 4	Southern Miss													
Nov 11	at Missouri													
Nov 18	LSU													
Nov 25	Vanderbilt													
	Tennessee		0-3	0.0%	0-0	0.0%	0-1	0.0%	0-0	0.0%	0-2	0.0%	0-0	0.0%
	Opponents		3-6	50.0%	1-1	100.0%	1-3	33.3%	0-0	0.0%	1-2	50.0%	0-0	0.0%

TIME OF POSSESSION

Date	Opponent	Score	Overall		1st Qtr		2nd Qtr		3rd Qtr		4th Qtr		OT	
Sept 4	vs Georgia Tech	W, 42-41	18:33		4:11		4:32		4:21		5:29		0:00	
Sept 9	Indiana State	W, 42-7	29:07		7:21		6:29		7:08		8:09			
Sept 16	at Florida	L, 20-26	32:45		5:38		6:37		10:41		9:49			
Sept 23	UMass	W, 17-13	29:32		9:26		6:34		6:00		7:32			
Sept 30	Georgia	L, 0-41	25:01		7:43		6:00		5:05		6:13			
Oct 14	South Carolina	L, 9-15	27:18		10:05		8:06		6:29		2:38			
Oct 21	at Alabama	L, 7-45	25:09		5:44		6:41		5:13		7:31			
Oct 28	at Kentucky													
Nov 4	Southern Miss													
Nov 11	at Missouri													
Nov 18	LSU													
Nov 25	Vanderbilt													
	Tennessee	Total	187:25		50:08		44:59		44:57		47:21		0:00	
	Avg.		26:46		7:09		6:25		6:25		6:45		0:00	
	Opponents	Total	232:35		54:52		60:01		60:03		57:39		0:00	
	Avg.		33:13		7:50		8:34		8:34		8:14		0:00	

RED ZONE STATS

TENNESSEE INSIDE OPPONENT RED-ZONE

TENNESSEE INSIDE OFFENSE - RED ZONE																
Date	Opponent	Score	Times In RZ	Times Scored	Total Pts	TDs	Rush TDs	Pass TDs	FGs Made	FGA	---- Failed to score inside RZ ----					Game
			Downs	Int	Fumb	Half										
Sept 4	vs Georgia Tech	W, 42-41	5	5	35	5	4	1	0	0	0	0	0	0	0	
Sept 9	Indiana State	W, 42-7	4	3	21	3	1	2	0	0	0	1	0	0	0	
Sept 16	at Florida	L, 20-26	3	1	3	0	0	0	1	1	0	1	0	0	0	
Sept 23	UMass	W, 17-13	3	2	14	2	1	1	0	0	0	0	0	1	0	
Sept 30	Georgia	L, 0-41	0	0	0	0	0	0	0	0	0	0	0	0	0	
Oct 14	South Carolina	L, 9-15	4	3	9	0	0	0	3	0	0	0	0	1	0	
Oct 21	at Alabama	L, 7-45	1	0	0	0	0	0	0	0	0	1	0	0	0	
Oct 28	at Kentucky															
Nov 4	Southern Miss															
Nov 11	at Missouri															
Nov 18	LSU															
Nov 25	Vanderbilt															
Totals			20	14	82	10	6	4	4	1	0	3	0	2	0	
14 of 20 (70.0%)																

OPPONENT INSIDE TENNESSEE RED-ZONE

Date	Opponent	Score	Times In RZ	Times Scored	Total Pts	TDs	Rush TDs	Pass TDs	FGs Made	FGA	---- Failed to score inside RZ ---					Game
Sept 4	vs Georgia Tech	W, 42-41	7	6	41	6	6	0	0	1	Downs	Int	Fumb	Half	0	
Sept 9	Indiana State	W, 42-7	0	0	0	0	0	0	0	0	0	0	0	0	0	
Sept 16	at Florida	L, 20-26	2	2	10	1	0	1	1	0	0	0	0	0	0	
Sept 23	UMass	W, 17-13	2	2	13	2	1	1	0	0	0	0	0	0	0	
Sept 30	Georgia	L, 0-41	6	6	34	4	3	1	2	0	0	0	0	0	0	
Oct 14	South Carolina	L, 9-15	3	3	12	1	1	0	2	0	0	0	0	0	0	
Oct 21	at Alabama	L, 7-45	6	5	31	4	3	1	1	0	0	1	0	0	0	
Oct 28	at Kentucky															
Nov 4	Southern Miss															
Nov 11	at Missouri															
Nov 18	LSU															
Nov 25	Vanderbilt															
	Totals		26	24	141	18	14	4	6	1	0	1	0	0	0	
	24 of 26 (92.3%)															

2017 STATISTICS

OFFENSIVE GAME-BY-GAME

PASSING

#12 QUINTEN DORMADY	Att	Comp	Int	Pct	Yards	TD	Long	Sack	Yds	Effic
Georgia Tech	37	20	0	54.1	221	2	50	0	0	122.1
Indiana State	18	13	1	72.2	194	2	37	1	7	188.3
Florida	39	21	3	53.8	259	1	52	1	6	102.7
UMASS	27	17	0	63.0	187	1	66	0	0	133.4
Georgia	16	5	2	31.2	64	0	44	1	4	39.8
TOTALS	137	76	6	55.5	925	6	66	3	17	117.9

#2 JARRETT GUARANTANO	Att	Comp	Int	Pct	Yards	TD	Long	Sack	Yds	Effic
Indiana State	12	4	0	33.3	41	1	18	0	0	89.5
UMASS	5	2	0	40.0	-3	0	0	0	0	35.0
Georgia	7	6	0	85.7	16	0	9	2	13	104.9
South Carolina	18	11	0	61.1	133	0	39	7	46	123.2
Alabama	16	9	1	56.2	44	0	12	4	34	66.8
TOTALS	58	32	1	55.2	231	1	39	13	93	90.9

#25 JOSH SMITH	Att	Comp	Int	Pct	Yards	TD	Long	Sack	Yds	Effic
South Carolina	1	0	0	0.0	0	0	0	0	0	0.0
TOTALS	1	0	0	0.0	0	0	0	0	0	0.0

RUSHING

Player	No-Yds/TD	GT	ISU	UF	UMASS	UGA	SC	ALA	UK	SO. MISS	MIZZOU	LSU	VANDY
Kelly, J.	125-615/6	19-128/4	18-80/0	19-141/1	25-101/1	16-44/0	16-58/0	12-63/0					
Chandler, T.	27-118/0	1-7/0	4-14/0	7-30/0	5-13/0	2-7/0	4-45/0	4-2/0					
Fils-Aime, C.	11-74/2	-	3-41/2	3-11/0	2-6/0	3-16/0	DNP	-					
Jordan, T.	7-36/0	-	4-22/0	-	-	1-7/0	-	2-7/0					
Byrd, T.	1-15/0	-	DNP	-	1-15/0	-	-	-					
Dormady, Q.	11-13/0	2-13/0	2--12/0	4-1/0	1-2/0	1--4/0	1-13/0	DNP					
Coleman, T.	4-9/0	DNP	4-9/0	DNP	DNP	DNP	DNP	-					
Palmer, J.	1-6/0	-	-	-	-	-	1-6/0	-					
Callaway, M.	1-4/0	-	-	-	-	-	-	1-4/0					
Guarantano, J.	38--8/0	DNP	2-6/0	DNP	3-4/0	5--4/0	17--2/0	11--12/0					
TEAM	3--10/0	-	DNP	-	2--6/0	1--4/0	-	-					

RECEIVING

Player	No-Yds/TD	GT	ISU	UF	UMASS	UGA	SC	ALA	UK	SO. MISS	MIZZOU	LSU	VANDY
Johnson, B.	22-265/1	3-14/0	4-50/1	4-18/0	7-123/0	-	3-54/0	1-6/0					
Kelly, J.	26-255/0	5-35/0	5-60/0	6-96/0	2--9/0	4-47/0	2-21/0	2-5/0					
Callaway, M.	15-249/3	4-115/2	1-37/1	3-46/0	-	-	4-37/0	3-14/0					
Wolf, Et.	12-101/1	4-33/0	-	3-37/1	2-17/0	1-3/0	-	2-11/0					
Chandler, T.	7-68/0	-	-	2-31/0	1-11/0	3-15/0	1-11/0	-					
Palmer, J.	5-51/0	1-7/0	1-18/0	1-11/0	1-6/0	1-9/0	-	-					
George, J.	4-41/1	-	2-28/1	-	1-6/0	1-7/0	-	DNP					
Smith, Jo.	4-30/0	DNP	DNP	1-10/0	2-10/0	-	1-10/0	-					
Byrd, T.	2-21/1	-	DNP	-	2-21/1	-	-	-					
Jennings, J.	3-17/0	3-17/0	DNP	DNP	DNP	DNP	DNP	DNP					
Wolf, El.	1-17/0	-	1-17/0	DNP	DNP	DNP	-	-					
Jordan, T.	3-16/0	-	1-9/0	-	-	1--1/0	-	1-8/0					
Johnson, Ja.	1-13/0	-	1-13/0	-	-	DNP	DNP	-					
Pope, A.	2-9/0	DNP	-	1-10/0	1--1/0	-	-	-					
Coleman, T.	1-3/0	DNP	1-3/0	DNP	DNP	DNP	DNP	-					

2016 STATISTICS

DEFENSIVE GAME-BY-GAME

TOTAL TACKLES

Player	UA-A	TOT	GT	ISU	UF	UMASS	UGA	SC	ALA	UK	SO MISS	MISSOU	LSU	VANDY
Bituli, D.	28-29	57	10-13	5-0	2-3	3-2	3-5	2-0	3-6					
Warrior, N.	22-30	52	2-11	4-2	2-4	1-2	4-4	5-4	4-3					
Sapp, Q.	21-24	45	0-1	-	1-6	6-3	3-7	6-1	5-6					
Abernathy, M.	27-16	43	3-6	-	4-3	3-0	7-2	4-2	6-3					
Gaulden, R.	26-16	42	3-4	4-1	5-5	2-0	3-3	8-2	1-1					
Jumper, C.	15-23	38	3-15	3-1	2-0	3-1	1-4	1-1	2-1					
Vickers, K.	8-22	30	0-6	2-1	0-2	1-4	4-5	1-2	0-2					
McKenzie, K.	10-15	25	2-6	1-1	0-3	2-2	1-0	2-0	2-3					
Kongbo, J.	6-19	25	2-5	1-0	0-7	1-2	0-1	1-2	1-2					
McDowell, C.	12-12	24	7-6	5-3	0-3	DNP	DNP	DNP	DNP					
Moseley, E.	17-5	22	2-0	6-0	2-2	4-0	-	2-2	1-1					
Taylor, D.	12-8	20	6-6	1-1	1-1	2-0	2-0	DNP	DNP					
Martin, J.	15-4	19	-	4-0	3-2	4-1	1-1	3-0	-					
Phillips, K.	6-12	18	1-1	1-1	0-1	1-2	0-1	1-2	2-4					
Shamburger, S.	8-5	13	-	1-0	-	-	-	-	7-5					
Tuttle, S.	3-9	12	DNP	-	0-3	DNP	2-0	1-3	0-3					
Wiggins, S.	8-2	10	DNP	0-1	-	-	1-1	4-0	3-0					
Berry, El.	3-5	8	0-1	2-0	-	1-1	0-1	-	0-2					
Johnson, A.	5-2	7	-	0-1	-	2-0	2-0	-	1-1					
Kelly Jr., T.	5-2	7	2-1	3-1	DNP	DNP	DNP	DNP	DNP					
Picou, Q.	1-5	6	1-2	0-1	-	-	-	0-2	-					
Bates, D.	3-2	5	-	-	1-1	-	1-0	-	1-1					
Johnson, D.	3-1	4	DNP	3-0	-	-	-	DNP	0-1					
Jackson, T.	3-1	4	DNP	1-0	-	-	1-0	0-1	1-0					
Henderson, D.J.	3-1	4	DNP	-	0-1	-	-	1-0	2-0					
Osborne, M.	2-2	4	0-1	0-1	DNP	-	-	2-0	-					
Ignont, W.	2-2	4	DNP	1-0	DNP	-	0-1	DNP	1-1					
Butler, M.	2-0	2	DNP	1-0	DNP	DNP	1-0	-	-					
Blakely, J.	2-0	2	-	-	-	-	2-0	-	-					
Reid, S.	1-0	1	DNP	-	DNP	DNP	DNP	-	1-0					
Robertson, J.	1-0	1	-	-	-	DNP	1-0	-	-					
Fils-Aime, C.	0-1	1	-	-	0-1	-	-	DNP	-					
Johnson, R.	0-1	1	-	-	-	-	-	0-1	-					
Buchanan, B.	1-0	1	-	DNP	DNP	DNP	-	-	1-0					
Johnson, Ja.	0-1	1	0-1	-	-	-	DNP	DNP	-					
Chandler, T.	1-0	1	-	-	1-0	-	-	-	-					
Wolf, Et.	1-0	1	-	1-0	-	-	-	-	-					
Lovingood, R.	1-0	1	1-0	-	-	-	-	-	-					
Johnson, B.	1-0	1	-	-	-	-	-	-	1-0					
TEAM	0-1	1	-	-	-	-	-	0-1	-					

SACKS

Player	UA-A	TOT	GT	ISU	UF	UMASS	UGA	SC	ALA	UK	SO MISS	MISSOU	LSU	VANDY
Jumper, C.	4-1	4.5	-	-	1.0-9	2.5-12	1.0-6	-	-					
McKenzie, K.	2-0	2.0	-	-	-	1.0-4	-	1.0-6	-					
Vickers, K.	1-1	1.5	-	-	-	0.5-2	1.0-7	-	-					
Shamburger, S.	1-0	1.0	-	-	-	-	-	-	1.0-1					
Johnson, D.	1-0	1.0	DNP	1.0-10	-	-	-	DNP	-					
Johnson, A.	1-0	1.0	-	-	-	1.0-4	-	-	-					
Kongbo, J.	1-0	1.0	-	-	-	1.0-7	-	-	-					
Taylor, D.	1-0	1.0	-	-	1.0-15	-	-	DNP	DNP					
Berry, El.	1-0	1.0	-	-	-	1.0-3	-	-	-					
Warrior, N.	1-0	1.0	-	-	-	-	-	-	1.0-2					

TACKLES FOR LOSS

Player	UA-A	TOT	GT	ISU	UF	UMASS	UGA	SC	ALA	UK	SO MISS	MISSOU	LSU	VANDY
Jumper, C.	5-4	7.0	0.5-1	-	1.0-9	3.5-13	2.0-8	-	-					
Vickers, K.	3-2	4.0	-	2.0-3	-	1.0-2	1.0-7	-	-					
McKenzie, K.	3-1	3.5	-	1.0-1	-	1.5-5	-	1.0-6	-					
Sapp, Q.	2-2	3.0	-	-	-	-	1.0-2	2.0-3	-					
Gaulden, R.	2-2	3.0	-	-	-	1.0-1	1.0-1	1.0-1	-					
Phillips, K.	2-1	2.5	-	1.0-1	-	1.0-6	-	0.5-0	-					
Johnson, D.	2-0	2.0	DNP	2.0-20	-	-	-	DNP	-					
Taylor, D.	2-0	2.0	-	-	1.0-15	1.0-1	-	DNP	DNP					
McDowell, C.	1-1	1.5	0.5-0	1.0-4	-	DNP	DNP	DNP	DNP					
Bituli, D.	1-1	1.5	-	1.0-1	0.5-2	-	-	-	-					
Kongbo, J.	1-0	1.0	-	-	-	1.0-7	-	-	-					
Tuttle, S.	0-2	1.0	DNP	-	0.5-2	DNP	-	0.5-1	-					
Shamburger, S.	1-0	1.0	-	-	-	-	-	-	1.0-1					
Berry, El.	1-0	1.0	-	-	-	1.0-3	-	-	-					
Butler, M.	1-0	1.0	DNP	1.0-3	DNP	DNP	-	-	-					
Johnson, A.	1-0	1.0	-	-	-	1.0-4	-	-	-					
Moseley, E.	1-0	1.0	-	1.0-1	-	-	-	-	-					
Ignont, W.	1-0	1.0	DNP	1.0-3	DNP	-	-	DNP	-					
Warrior, N.	1-0	1.0	-	-	-	-	-	-	1.0-2					

2017 STATISTICS

DEFENSIVE GAME-BY-GAME

INTERCEPTION RETURNS

Player	No-Yds	GT	ISU	UF	UMASS	UGA	SC	ALA	UK	SO MISS	MIZZOU	LSU	VANDY
Bituli, D.	1-97	-	-	-	-	-	-	1-97					
Martin, J.	1-0	-	-	-	-	1-0	-	-					
Gaulden, R.	1-0	-	-	1-0	-	-	-	-					

FUMBLES FORCED

Player	No	GT	ISU	UF	UMASS	UGA	SC	ALA	UK	SO MISS	MIZZOU	LSU	VANDY
Johnson, D.	2	DNP	2	-	-	-	DNP	-					
Warrior, N.	2	-	-	1	-	1	-	-					
Taylor, D.	1	-	-	-	-	1	DNP	DNP					
Bituli, D.	1	1	-	-	-	-	-	-					
Gaulden, R.	1	1	-	-	-	-	-	-					
Martin, J.	1	-	-	1	-	-	-	-					
Henderson, D.J.	1	DNP	-	-	-	-	-	1					

FUMBLES RECOVERED

Player	No	GT	ISU	UF	UMASS	UGA	SC	ALA	UK	SO MISS	MIZZOU	LSU	VANDY
Abernathy, M.	1	1	-	-	-	-	-	-					
McDowell, C.	1	1	-	-	DNP	DNP	DNP	DNP					
TEAM	1	-	DNP	1	-	-	-	-					
Gaulden, R.	1	-	-	-	-	-	-	1					
Taylor, D.	1	-	-	1	-	-	DNP	DNP					

SPECIAL TEAMS GAME-BY-GAME

PUNT RETURNS

Player	No-Yds/TD	GT	ISU	UF	UMASS	UGA	SC	ALA	UK	SO MISS	MIZZOU	LSU	VANDY
Callaway, M.	9-119	-	4-53	1-29	3-27	-	1-10	-					

KICK RETURNS

Player	No-Yds/TD	GT	ISU	UF	UMASS	UGA	SC	ALA	UK	SO MISS	MIZZOU	LSU	VANDY
Chandler, T.	9-254	1-14	1-91	-	-	2-34	1-21	4-94					
Berry, Ev.	2-86	2-86	DNP	DNP	DNP	DNP	DNP	DNP					
Jordan, T.	1-26	-	-	-	-	1-26	-	-					
Callaway, M.	2-23	-	1-13	-	1-10	-	-	-					
Wolf, Et.	1-9	1-9	-	-	-	-	-	-					

FIELD GOALS

Player	FG-FGA (Lg)	GT	ISU	UF	UMASS	UGA	SC	ALA	UK	SO MISS	MIZZOU	LSU	VANDY
Cimaglia, B.	1-4 (51)	-	-	1-3 (51)	0-1	-	3-3 (33)	-					
Medley, A.	2-3 (27)	1	1	1-3 (27)	1-1 (40)	-	DNP	-					

PUNTING

Player	No-Yds-Avg	GT	ISU	UF	UMASS	UGA	SC	ALA	UK	SO MISS	MIZZOU	LSU	VANDY
Daniel, T.	21-999-45.6	6-282-47.0	4-191-47.8	3-135-45.0	8-391-48.9	8-373-46.6	6-314-52.3	9-412-45.8					

2017 VIDEO REVIEWS

REVIEWS IN UT'S FAVOR: 5
NOT IN UT'S FAVOR: 3

- On the first play of the second quarter, against Georgia Tech Quinten Dormady threw a pass down the middle of the field to Ethan Wolf inside the 20-yard line. After a review, the play was reversed as officials said that Wolf did not have control of the ball as he went to the ground. (REVERSED)
- On Georgia Tech's final drive of the first half, running back KirVonte Benson was initially ruled down at the nine-yard line after a run. Upon further review, it was determined that he gained only five yards on the carry and was down at the 15-yard line where his knee touched the ground. (REVERSED)
- On Tennessee's first overtime drive vs. Georgia Tech, John Kelly was initially ruled down at the one yard line. After review, officials overturned the call and ruled the play as a one-yard rushing touchdown, saying the ball crossed the scoring plane. (REVERSED)
- With 10:07 remaining in the third quarter, Indiana State quarterback Cade Sparks completed a 23-yard touchdown pass to McClendon. After a review, it was confirmed that Jacquet McClendon maintained control of the ball as it crossed the goal line. (CONFIRMED)
- With 14:23 remaining in the fourth quarter, Indiana State's Bob Pugh rushed one yard to the UT 38 on a 3rd-and-2. He was initially ruled one yard short of the first-down marker. After a review, the ruling on the field was confirmed. (CONFIRMED)
- With 10:45 remaining in the fourth quarter, Justin Martin chased down Florida's Malik Davis following a 72-yard run and forced a fumble at the two-yard line that rolled out of the back of end zone, giving the ball back to UT. The play was initially ruled a touchdown. After review it was ruled a fumble. (REVERSED)
- On Tennessee's final drive against South Carolina, wide receiver Brandon Johnson caught a 39-yard pass that was initially ruled a first down at the SC22 before the ball came out. Upon further review, the ruling was confirmed that Johnson was down at the SC 22. (CONFIRMED)

- With 8:46 remaining in the fourth quarter at Alabama, John Kelly punched in a three-yard touchdown run. After a review it was ruled, that Kelly was down at the UA 1. REVERSED.

2017 STATISTICS

PARTICIPATION GAME-BY-GAME

PARTICIPATION

No.	Player	GP/GS	GT	ISU	UF	UMASS	UGA	SC	ALA	UK	SO MISS	MISSOURI	LSU	VANDY
22	Abernathy, M.	7/7	START	START	START	START	START	START	START					
97	Bain, P.	3/-	XXX	DNP	DNP	DNP	DNP	XXX	XXX					
1H	Bates, D.	7/-	XXX	XXX	XXX	XXX	XXX	XXX	XXX					
8I	Benedict, B.	1/-	DNP	DNP	DNP	DNP	DNP	XXX	DNP					
95	Bennett, K.	2/-	DNP	XXX	DNP	DNP	DNP	DNP	XXX					
41	Berry, El.	7/-	XXX	XXX	XXX	XXX	XXX	XXX	XXX					
29	Berry, Ev.	1/-	XXX	DNP	DNP	DNP	DNP	DNP	DNP					
35	Bituli, D.	7/5	START	START	START	START	XXX	XXX	START					
48	Blakely, J.	7/-	XXX	XXX	XXX	XXX	XXX	XXX	XXX					
50	Boulware, V.	3/1	XXX	XXX	DNP	START	DNP	DNP	DNP					
28	Buchanan, B.	4/-	XXX	DNP	DNP	DNP	XXX	XXX	XXX					
23	Bumphus, L.	6/-	DNP	XXX	XXX	XXX	XXX	XXX	XXX					
56	Butler, M.	4/-	DNP	XXX	DNP	DNP	XXX	XXX	XXX					
10	Byrd, T.	6/-	XXX	DNP	XXX	XXX	XXX	XXX	XXX					
1	Callaway, M.	7/6	XXX	START	START	START	START	START	START					
3	Chandler, T.	7/1	XXX	START	XXX	XXX	XXX	XXX	XXX					
30	Cimaglia, B.	4/-	DNP	DNP	XXX	XXX	DNP	XXX	XXX					
2E	Coleman, T.	2/-	DNP	XXX	DNP	DNP	DNP	DNP	DNP					
86	Craig, A.	1/-	DNP	XXX	DNP	DNP	DNP	DNP	DNP					
93	Daniel, T.	7/-	XXX	XXX	XXX	XXX	XXX	XXX	XXX					
12	Dormady, Q.	6/5	START	START	START	START	START	START	XXX					
27	Fils-Aime, C.	6/-	XXX	XXX	XXX	XXX	XXX	DNP	XXX					
0H	Gaulden, R.	7/6	START	XXX	START	START	START	START	START					
1J	George, J.	6/-	XXX	XXX	XXX	XXX	XXX	XXX	XXX					
0E	Gray, M.	1/-	DNP	XXX	DNP	DNP	DNP	DNP	DNP					
2	Guarantano, J.	5/2	DNP	XXX	DNP	XXX	XXX	START	START					
31	Henderson, D.J.	6/-	DNP	XXX	XXX	XXX	XXX	XXX	XXX					
3B	Henry, P.	6/-	XXX	XXX	XXX	XXX	DNP	XXX	XXX					
2D	Ignont, W.	4/-	DNP	XXX	DNP	XXX	XXX	DNP	DNP					
26	Jackson, T.	6/-	DNP	XXX	XXX	XXX	XXX	XXX	XXX					
15	Jennings, J.	1/1	START	DNP	DNP	DNP	DNP	DNP	DNP					
98	Johnson, A.	7/-	XXX	XXX	XXX	XXX	XXX	XXX	XXX					
7	Johnson, B.	7/5	START	XXX	START	XXX	START	START	START					
13	Johnson, D.	5/-	DNP	XXX	XXX	XXX	XXX	DNP	XXX					
44	Johnson, Ja.	5/1	XXX	XXX	XXX	START	DNP	DNP	XXX					
70	Johnson, R.	7/-	XXX	XXX	XXX	XXX	XXX	XXX	XXX					
66	Jones, J.	5/3	START	START	START	XXX	XXX	DNP	DNP					
9	Jordan, T.	7/-	XXX	XXX	XXX	XXX	XXX	XXX	XXX					
53	Jumper, C.	7/4	START	START	XXX	XXX	START	START	XXX					
24	Kelly Jr., T.	2/-	XXX	XXX	DNP	DNP	DNP	DNP	DNP					
4	Kelly, J.	7/7	START	START	START	START	START	START	START					
63	Kendrick, B.	7/7	START	START	START	START	START	START	START					
0B	Kongbo, J.	7/7	START	START	START	START	START	START	START					
0J	Labruzzo, C.	4/-	DNP	XXX	XXX	XXX	XXX	DNP	DNP					
46	Lovingood, R.	7/-	XXX	XXX	XXX	XXX	XXX	XXX	XXX					
0I	Martin, J.	7/6	START	START	START	START	START	START	XXX					
20	McDowell, C.	3/3	START	START	START	DNP	DNP	DNP	DNP					
99	McKenzie, K.	7/7	START	START	START	START	START	START	START					
52	Medford, E.	5/-	XXX	XXX	XXX	XXX	DNP	XXX	DNP					
2F	Medley, A.	5/-	XXX	XXX	XXX	XXX	XXX	DNP	DNP					
1C	Moseley, E.	7/6	XXX	START	START	START	START	START	START					
1I	Murphy, J.	3/-	DNP	XXX	DNP	DNP	XXX	DNP	XXX					
0D	Osborne, M.	6/-	XXX	XXX	DNP	XXX	XXX	XXX	XXX					
5	Palmer, J.	7/2	XXX	START	START	XXX	XXX	XXX	XXX					
0F	Phillips, K.	7/2	XXX	XXX	XXX	XXX	XXX	START	START					
5F	Picou, Q.	7/-	XXX	XXX	XXX	XXX	XXX	XXX	XXX					
81	Pope, A.	6/-	DNP	XXX	XXX	XXX	XXX	XXX	XXX					
21	Reid, S.	3/-	DNP	XXX	DNP	DNP	DNP	XXX	XXX					
51	Richmond, D.	6/6	DNP	START	START	START	START	START	START					
75	Robertson, J.	6/6	START	START	START	DNP	START	START	START					
14	Sapp, Q.	7/4	XXX	XXX	XXX	START	START	START	START					
1F	Shamburger, S.	7/1	XXX	XXX	XXX	XXX	XXX	XXX	START					
1B	Smith, A.	2/-	DNP	DNP	DNP	DNP	DNP	XXX	XXX					
25	Smith, Jo.	5/4	DNP	DNP	XXX	START	START	START	START					
73	Smith, T.	7/7	START	START	START	START	START	START	START					
68	Tatum, M.	4/3	START	DNP	DNP	XXX	START	START	DNP					
19	Taylor, D.	5/5	START	START	START	START	START	DNP	DNP					
55	Thomas, C.	3/2	DNP	XXX	DNP	START	DNP	DNP	START					
0C	Tuttle, S.	5/-	DNP	XXX	XXX	DNP	XXX	XXX	XXX					
39	Vickers, K.	7/7	START	START	START	START	START	START	START					
18	Warrior, N.	7/7	START	START	START	START	START	START	START					
6	Wiggins, S.	6/-	DNP	XXX	XXX	XXX	XXX	XXX	XXX					
8	Williams, L.	1/-	XXX	DNP	DNP	DNP	DNP	DNP	DNP					
80	Wolf, El.	4/1	START	XXX	DNP	DNP	DNP	XXX	XXX					
82	Wolf, Et.	7/7	START	START	START	START	START	START	START					

Starts indicated by START; XXX-Played; DNP-Did Not Play

2017 TEAM SUPERLATIVES

TENNESSEE HIGHS AND LOWS

Points Scored	42	Georgia Tech, Indiana State
Low	0	Georgia
First Downs	24	Indiana State
Low	7	Georgia, Alabama
Rushing Attempts	39	UMass, South Carolina
Low	22	Georgia Tech
Rushing Yards	183	Florida
Low	62	Georgia
Rushing TDs	4	Georgia Tech
Low	0	Georgia, South Carolina, Alabama
Passes Attempted	39	Florida
Low	16	Alabama
Passes Completed	21	Florida
Low	9	Alabama
Had Intercepted	3	Florida
Low	0	Georgia Tech, UMass, South Carolina
Passing Yards	259	Florida
Low	44	Alabama
Passing TDs	3	Indiana State
Low	0	Georgia, South Carolina, Alabama
Total Offensive Plays	72	Florida
Low	46	Alabama
Total Offensive Yards	442	Florida
Low	108	Alabama
Fumbles	2	Indiana State, UMass, Georgia, South Carolina
Low	0	Georgia Tech, Florida, Alabama
Fumbles Lost	2	Georgia
Low	0	Georgia Tech, Florida, South Carolina, Alabama
Penalties	9	Alabama
Low	2	Georgia Tech
Penalty Yards	81	Alabama
Low	20	Georgia Tech
QB Sacks by	7	UMass
Low	0	Georgia Tech, Georgia

OPPONENT HIGHS AND LOWS

Points Scored	45	Alabama
Low	7	Indiana State
First Downs	35	Alabama
Low	13	Indiana State
Rushing Attempts	86	Georgia Tech
Low	29	Florida
Rushing Yards	535	Georgia Tech
Low	144	UMass
Rushing TDs	6	Georgia Tech
Low	0	Indiana State, Florida
Passes Attempted	33	Alabama
Low	10	Georgia Tech
Passes Completed	22	Alabama
Low	5	Georgia Tech
Had Intercepted	1	Florida, Georgia, Alabama
Low	0	Georgia Tech, Indiana State, UMass, South Carolina
Passing Yards	332	Alabama
Low	84	Georgia
Passing TDs	2	Florida, Alabama
Low	0	Georgia Tech, South Carolina
Total Offensive Plays	96	Georgia Tech
Low	57	Indiana State, Florida
Total Offensive Yards	655	Georgia Tech
Low	215	Indiana State
Fumbles	3	Georgia Tech, Georgia, Alabama
Low	0	South Carolina
Fumbles Lost	2	Georgia Tech, Florida
Low	0	Indiana State, UMass, Georgia, South Carolina
Penalties	8	Florida, South Carolina
Low	4	Georgia Tech
Penalty Yards	65	Georgia
Low	37	Georgia Tech
QB Sacks by	7	South Carolina
Low	0	Georgia Tech, UMass

2017 INDIVIDUAL SUPERLATIVES

MOST BY A VOL...

Rushes	25	John Kelly vs UMass (Sep 23, 2017)
Yards Rushing	141	John Kelly at Florida (Sep 16, 2017)
TD Rushes	4	John Kelly vs Georgia Tech (Sep 04, 2017)
Long Rush	38	John Kelly at Florida (Sep 16, 2017)
Pass attempts	39	Quinten Dormady at Florida (Sep 16, 2017)
Pass completions	21	Quinten Dormady at Florida (Sep 16, 2017)
Yards Passing	259	Quinten Dormady at Florida (Sep 16, 2017)
TD Passes	2	Quinten Dormady vs Georgia Tech (Sep 04, 2017)
		Quinten Dormady vs Indiana State (Sept 9, 2017)
Long Pass	66	Quinten Dormady vs UMass (Sep 23, 2017)
Receptions	7	Brandon Johnson vs UMass (Sep 23, 2017)
Yards Receiving	123	Brandon Johnson vs UMass (Sep 23, 2017)
TD Receptions	2	Marquez Callaway vs Georgia Tech (Sep 04, 2017)
Long Reception	66	Brandon Johnson vs UMass (Sep 23, 2017)
Field Goals	3	Brent Cimaglia vs South Carolina (Oct 14, 2017)
Long Field Goal	51	Brent Cimaglia at Florida (Sep 16, 2017)
Punts	9	Trevor Daniel at Alabama (Oct 21, 2017)
Punting Avg	52.3	Trevor Daniel vs South Carolina (Oct 14, 2017)
Long Punt	72	Trevor Daniel vs South Carolina (Oct 14, 2017)
Punts inside 20	5	Trevor Daniel vs Georgia Tech (Sep 04, 2017)
Long Punt Return	36	Marquez Callaway vs Indiana State (Sept 9, 2017)
Long Kickoff Return	91	Ty Chandler vs Indiana State (Sept 9, 2017)
Tackles	23	Daniel Bituli vs Georgia Tech (Sep 04, 2017)
Sacks	2.5	Colton Jumper vs UMass (Sep 23, 2017)
Tackles For Loss	3.5	Colton Jumper vs UMass (Sep 23, 2017)
Interceptions	1	Rashaan Gauden at Florida (Sep 16, 2017)
		Justin Martin vs Georgia (Sep 30, 2017)
		Daniel Bituli at Alabama (Oct 21, 2017)

TENNESSEE'S LONG PLAYS

Rushing	38	John Kelly at Florida (Sept 16, 2017)
Passing	66	Quinten Dormady vs UMass (Sept 23, 2017)
Field Goal	51	Brent Cimaglia at Florida (Sept 16, 2017)
Punt	72	Trevor Daniel vs South Carolina (Oct 14, 2017)
Punt Return	36	Marquez Callaway vs. Indiana State (Sept 9, 2017)
Kickoff Return	91	Ty Chandler vs. Indiana State (Sept 9, 2017)
INT Return	97	Daniel Bituli at Alabama (Oct 21, 2017)
Fumble Return	--	--

MOST BY AN OPPONENT...

Rushes	44	Marshall, T., vs Georgia Tech (Sep 04, 2017)
Yards Rushing	249	Marshall, T., vs Georgia Tech (Sep 04, 2017)
TD Rushes	5	Marshall, T., vs Georgia Tech (Sep 04, 2017)
Long Rush	72	Davis, M., at Florida (Sep 16, 2017)
Pass attempts	28	Franks, F., at Florida (Sep 16, 2017)
Pass completions	18	Franks, F., at Florida (Sep 16, 2017)
Yards Passing	212	Franks, F., at Florida (Sep 16, 2017)
TD Passes	2	Franks, F., at Florida (Sep 16, 2017)
Long Pass	63	Franks, F., at Florida (Sep 16, 2017)
Receptions	8	Calvin Ridley, at Alabama (Oct 21, 2017)
Yards Receiving	93	Cleveland, T., at Florida (Sep 16, 2017)
TD Receptions	1	McClendon, J., vs Indiana State (Sept 9, 2017)
		Cleveland, T., at Florida (Sep 16, 2017)
		Powell, B., at Florida (Sep 16, 2017)
		Palmer, S., vs UMass (Sep 23, 2017)
		Wims, J., vs Georgia (Sep 30, 2017)
		Henry Ruggs III, at Alabama (Oct 21, 2017)
		Irv Smith Jr., at Alabama (Oct 21, 2017)
Long Reception	63	Cleveland, T., at Florida (Sep 16, 2017)
Field Goals	3	White, P., vs South Carolina (Oct 14, 2017)
Long Field Goal	47	White, P., vs South Carolina (Oct 14, 2017)
Punts	10	Laurent, L., vs UMass (Sep 23, 2017)
Punting Avg	46.0	Harvin III, P., vs Georgia Tech (Sep 04, 2017)
Long Punt	59	Townsend, J., at Florida (Sep 16, 2017)
		Nizialek, C., vs Georgia (Sep 30, 2017)
Punts inside 20	3	Nizialek, C., vs Georgia (Sep 30, 2017)
Long Punt Return	28	Hardman, M., vs Georgia (Sep 30, 2017)
Long Kickoff Return	46	Cleveland, T., at Florida (Sep 16, 2017)
Tackles	12	Barr, B., vs UMass (Sep 23, 2017)
Sacks	2.0	Wonnum, D., vs South Carolina (Oct 14, 2017)
		Levi Wallace, at Alabama (Oct 21, 2017)
Tackles For Loss	3.0	Levi Wallace, at Alabama (Oct 21, 2017)
Interceptions	1	Green, R., vs Indiana State (Sept 9, 2017)
		Henderson, C., at Florida (Sep 16, 2017)
		Dawson, D., at Florida (Sep 16, 2017)
		Reese, D., at Florida (Sep 16, 2017)
		Reed, J., vs Georgia (Sep 30, 2017)
		McGhee, T., vs Georgia (Sep 30, 2017)
		Mack Wilson, at Alabama (Oct 21, 2017)

OPPONENT'S LONG PLAYS

Rushing	72	Davis, M., at Florida (Sept 16, 2017)
Passing	63	Franks, F., at Florida (Sept 16, 2017)
Field Goal	47	White, P., vs South Carolina (Oct 14, 2017)
Punt	59	Townsend, J., at Florida (Sept 16, 2017)
		Nizialek, C., vs Georgia (Sep 30, 2017)
Punt Return	28	Hardman, M. vs. Georgia (Sept. 30, 2017)
Kickoff Return	46	Cleveland, T., at Florida (Sept 16, 2017)
INT Return	34	Reed, J.R., vs. Georgia (Sept. 30, 2017)
Fumble Return	--	--

2017 STATISTICS

THE LAST TIME TENNESSEE...

INDIVIDUAL

Rushed for 100 yards - 101, John Kelly vs. UMass 9//23/17
Rushed for 200 yards - 223, Arian Foster vs. Vanderbilt, 11/19/05
Rushed for 250 yards - 294, Chuck Webb vs. Mississippi, 11/18/89
QB Rushed for 100 yards - 118, Joshua Dobbs vs. Nebraska, 12/30/16
Passed for 300 yards - 340, Joshua Dobbs at Vanderbilt, 11/26/16
Passed for 400 yards - 404, Tyler Bray vs. Missouri, 11/10/12
Passed for 500 yards - 530, Tyler Bray vs. Troy, 11/3/12
Had 100 yards receiving - 123, Brandon Johnson vs. UMass 9/23/17
Had 150 yards receiving - 161, Alvin Kamara at Texas A&M, 10/8/16
Had 200 yards receiving - 219, Cordarrelle Patterson, vs. Troy, 11/3/12
Returned onside kick for TD - 44, Bret Smith at S. Carolina, 10/30/04
Returned opening kickoff for TD - 91, Ty Chandler vs. Indiana State, 9/9/17
Returned conventional kickoff for TD - 100, Evan Berry at South Carolina, 10/29/16
Returned kickoff 100 yards - Evan Berry at South Carolina, 10/29/16
Returned punt for TD - 62, Marquez Callaway vs. Tennessee Tech, 11/5/16
Returned punt at least 75 yards - 85, Cameron Sutton vs. Vanderbilt, 11/28/15 (TD)
Had a rushing + punt return TD in same game - Alvin Kamara vs. WCU, 9/19/15 (2, 50)
Returned INT for TD - 97 yards, Daniel Bituli at Alabama, 10/21/17
Returned a fumble for TD - 0, Corey Vereen at Georgia, 10/1/16
Returned PAT for a score - 97, Floyd Miley vs. Mississippi, 11/17/90 (blocked kick return)
Rushed for three TDs - 4, John Kelly vs. Georgia Tech, 9/4/17
Rushed for four TDs - 4, John Kelly vs. Georgia Tech, 9/4/17
Threw four TD passes - 4, Joshua Dobbs vs. Florida, 9/24/16
Caught three TD passes - 3, Justin Hunter vs. Troy, 11/3/12
Made four FGs - 4, Aaron Medley at Missouri, 11/21/15
Had an 80-yard run - 87, LaMarcus Coker at Vanderbilt, 11/18/06
Had an 80-yard completion - 81, Tyler Bray to Justin Hunter vs. Montana, 9/4/11
Had 20+ tackles - 23, Daniel Bituli vs. Georgia Tech, 9/4/17
Recorded three sacks - 3.0, Derek Barnett at South Carolina, 10/29/16
Forced two fumbles - 2, Rico McCoy vs. South Carolina, 10/31/09
Intercepted two passes - 2, Todd Kelly Jr. vs. Oklahoma 9/12/15
Intercepted three passes - 3, Deon Grant vs. Auburn 10/2/99
Made a 50-yard FG - 51, Brent Cimaglia at Florida, 9/16/17

TEAM

Shut out an opponent - 55-0 vs. Tennessee Tech, 11/5/16
Shut out consecutive opponents - at Vanderbilt and vs. Kentucky, 11/23-30/02 (24-0)
Rushed for more than 300 yards - 386, vs. Missouri, 11/19/16 (45 att.)
Rushed for more than 400 yards - 406, vs. Vanderbilt, 11/26/94 (60 att.)
Passed for more than 300 yards - 340, at Vanderbilt, 11/26/16 (31 att.)
Passed for more than 400 yards - 402, at Texas A&M, 10/8/16 (48 att.)
Had more than 500 yards total off. - 521, vs. Nebraska, 12/30/16 (230 rush, 291 pass)
Had more than 600 yards total off. - 609, vs. Missouri, 11/19/16 (386 rush, 223 pass)
Scored 50 points - 63, vs. Missouri, 11/19/16 (Score: 63-37)
Scored 60 points - 63, vs. Missouri, 11/19/16 (Score: 63-37)
Scored 70 points - 70, vs. Louisiana-Monroe, 9/23/00 (Score: 70-3)
Scored 30+ points in a quarter - vs. Western Carolina, 9/19/15 (2nd quarter, 31 points)
Scored 35+ points in a quarter - Arkansas, 11/22/00 (1st quarter, 35 points)
Failed to rush for 100 yards - 64, at Alabama 10/21/17 (30 att.)
Failed to pass for 100 yards - 44, at Alabama 10/21/17 (9-of-16, 1 int.)
Held opponent to fewer than 100 yards rushing - 61, vs. Nebraska, 12/30/16 (28 att.)
Held opponent to fewer than 100 yards passing - 84, vs. Georgia, 9/30/17 (7-of-17, 1 int.)
Held opponent to fewer than 100 yards total off. - 83, vs. W. Ky, 9/5/09 (34 rush, 49 pass)
Held opponent without a TD - vs. Tennessee Tech, 11/5/16 (Score: Tennessee 55-0)
Failed to get a first down - vs. Auburn, 9/27/58 (Score: Auburn 13-0)
Scored a safety - vs. Vanderbilt 11/28/15 (Derek Barnett sack)
Committed no turnovers - vs. Georgia Tech, 9/4/17
Forced opponent into five turnovers - vs. Virginia Tech, 9/10/16
Committed no penalties - vs. Austin Peay, 8/31/13
Never had to punt - vs. Western Ky., 9/5/09 (15 off. possessions in 63-7 win)
Blocked a punt - vs. Georgia, 10/5/13 (Jalen Reeves-Maybin)
Returned blocked punt for TD - 15 vs. Georgia, 10/5/13 (Devaun Swafford)
Blocked a field goal - vs. Georgia Tech, 9/4/17 (Paul Bain, sent game to OT)
Returned blocked FG for TD - 90 vs. S. Carolina, 10/28/95 (Tyrone Hines)
Returned punt and kickoff for TD in same game - at Kentucky, 10/31/15 (Evan Berry 100-yard KR; Cameron Sutton 84-yard PR)
Blocked a PAT - Auburn, 11/9/13 (Daniel McCullers on PAT)
Faked a punt - at Vanderbilt, 11/17/12 (Michael Palardy incomplete pass)
Successfully faked punt for 1st down - at Alabama, 10/22/11 (M. Palardy pass to A. Anderson)
Faked a FG - vs. Missouri, 11/22/14 (P. Ashford pass to A. Ellis for touchdown)
Attempted 2-pt conversion - at Georgia, 9/27/14 (Worley pass to Helm successful)
Scored 2-pt conversion - at Georgia, 9/27/14 (Worley pass to Helm successful)
Attempted onside kick - vs. Missouri, 11/22/14 (Tennessee recovered; penalty turnover)
Two players w/ 100 yards rushing - J. Dobbs (190) & J. Kelly (101) vs. Missouri (11/19/16)
Three players with 100 yards rushing - J. Stewart (145), A. Hayden (115) & M. Phillips (107) vs. Vanderbilt, 11/30/91
Two players w/ 100 yards passing - J. Dobbs (183) & Q. Dormady (109) vs. TTU, 11/5/16
Two players w/ 100 yards receiving - J. Hunter (141) & M. Rivera (129) vs. Missouri, 11/10/12
Lost OT game - at Texas A&M, 10/8/16 (Score: TAMU 45-38 2OT)
Won OT game - vs. Georgia Tech, 9/4/17 (Score: UT 42-41, 2OT)
Won game on last play - at Georgia, 10/1/16 (UT 34-31, 43-yd TD pass Dobbs to Jennings)
Lost game on last play - at Florida, 9/16/17 (Score: UF 26-20: 63-yd TD pass)
Rallied from down 14 to win - vs. Georgia Tech, 9/4/17 (trailed 28-14 in 4Q & won, 42-41)
Beat ranked opponent - vs. No. 24 Nebraska, 12/30/16 (Score: Tennessee 38-24)
Beat team ranked in top 15 - vs. #13 Northwestern, 1/1/16 (Score: Tennessee 45-6)
Beat team ranked in top five - at #4 LSU, 9/26/05 (Score: Tennessee 30-27 OT)

THE LAST TIME AN OPPONENT...

INDIVIDUAL

Rushed for 100 yards - 109, Nick Chubb vs. Georgia, 9/30/17 (16 attempts)
Rushed for 200 yards - 249, TaQuon Marshall vs. Georgia Tech, 9/4/17 (44 attempts)
Rushed for 250 yards - 282, Dexter McCluster, at Mississippi, 11/14/09 (25 attempts)
A QB Rushed for 100 yards - 249, TaQuon Marshall vs. Georgia Tech, 9/4/17
Passed for 300 yards - 416, Kyle Shurmur, at Vanderbilt, 11/26/16
Passed for 400 yards - 416, Kyle Shurmur, at Vanderbilt, 11/26/16
Passed for 500 yards - Never
Had 100 yards receiving - 184, Trent Sherfield, & 117, Caleb Scott, at Vanderbilt, 11/26/16
Had 150 yards receiving - 184, Trent Sherfield at Vanderbilt, 11/26/16
Had 200 yards receiving - 233, Pharoh Cooper at South Carolina, 11/1/14
Returned a kickoff for TD - 90, Corey Grant, vs. Auburn, 11/9/13
Returned a kickoff 100 yards - Brandon Boykin, vs. Georgia, 10/10/09
Returned a punt for TD - 79, Eddie Jackson, vs. Alabama, 10/15/16
Returned a blocked punt for TD - 17, Sean Westgate, at UCLA, 9/1/08
Returned an INT for TD - 16, CJ Henderson at Florida, 9/16/17
Returned a fumble for TD - 77, Cory Johnson at Kentucky (10/31/15)
Returned an extra point for score - Quinton Reese, Auburn (SEC Championship), 12/6/97 (yardage not recorded)
Returned a punt at least 75 yards - 79, Eddie Jackson, vs. Alabama, 10/15/16 (TD)
Rushed for three TDs - 3, Jalen Hurts, vs. Alabama, 10/15/16
Rushed for four TDs - 4, Dexter McCluster, at Mississippi, 11/14/09
Rushed for five TDs - 5, TaQuon Marshall, vs. Georgia Tech, 9/4/17
Threw four TD passes - 4, Marcus Mariota, at Oregon, 9/14/13
Caught three TD passes - 3, Josh Reed, at LSU, 9/30/00 (overtime)
Made four FGs - 4, Louie Zervos, Ohio, 9/17/16
Had an 80-yard run - 85, Bo Scarbrough vs. Alabama, 10/15/16
Had an 80-yard completion - 85, Dylan Thompson to Pharoh Cooper at South Carolina (TD), 11/1/14
Recorded three sacks - 5, Alex Brown, at Florida, 9/18/99
Intercepted two passes - 2, Jamarcus King, at South Carolina, 10/29/16
Made a 50-yard FG - 54, Austin MacGinnis, Kentucky, 11/15/14

TEAM

Shut out Tennessee - 41-0, vs. Georgia, 9/30/17
Shut out Tennessee in consecutive games - at Kentucky and vs. Vanderbilt, 11/19-26/59 (Scores: 20-0, 14-0)
Rushed for more than 300 yards - 535, vs. Georgia Tech, 9/4/17
Rushed for more than 400 yards - 535, vs. Georgia Tech, 9/4/17
Rushed for more than 500 yards - 535, vs. Georgia Tech, 9/4/17
Passed for more than 300 yards - 416, at Vanderbilt, 11/26/16
Had more than 600 yards total offense - 604, at Alabama, 10/21/17 (272 rush, 332 pass)
Scored 50 points - 55, Auburn, 11/9/13, (Score: Auburn 55-23)
Scored 60 points - 62, Florida, 11/16/95 (Score: Florida 62-37)
Scored 70 points - 70, Trinity (present-day Duke), 11/4/1893 (Score: Trinity 70-0)
Failed to rush for 100 yards - 61, vs. Nebraska, 12/30/16 (28 att.)
Failed to pass for 100 yards - 84, vs. Georgia, 9/30/17 (7-of-17, 1 int.)
Held Tennessee to fewer than 100 yards rushing - 64, at Alabama 10/21/17 (30 att.)
Held Tennessee to fewer than 100 yards passing - 44, at Alabama 10/21/17 (9-of-16, 1 int.)
Held Tennessee to fewer than 100 yards total offense - 59, vs. Alabama, 10/18/80
Held Tennessee without TD - vs. South Carolina, 10/14/17 (Score: South Carolina, 15-9)
Scored a safety - Montana, 9/4/11 (Tauren Poole tackled in end zone)
Blocked a punt - vs. Georgia, 9/30/17 (D'Andre Walker)
Returned a blocked punt for TD - 17, at UCLA, 9/1/08 (Sean Westgate)
Blocked a FG - vs. Vanderbilt, 11/23/13 (blocked by Adam Butler)
Blocked two FGs - at Alabama, 10/24/09 (Terrence Cody blocked both)
Returned punt and kickoff for TD in same game - Auburn, 11/9/13 (Chris Davis 85-yard punt return; Corey Grant 90-yard kickoff return)
Faked a punt - North Texas, 11/14/15 (Keena pass 4 to Tucker, unsuccessful)
Successfully faked a punt for first down - Florida, 9/18/10 (Omarius Hines 36 run)
Failed 2-pt conversion - vs. Georgia Tech, 9/4/17 (T. Marshall failed pass attempt)
Scored 2-pt conversion - at Missouri, 11/21/15 (Jason Reese pass from Drew Lock)
Attempted an onside kick - 3 vs. Iowa, 1/2/15 (last Todd Kelly Jr. recovered)
Recovered a successful onside kick - at Mississippi State, 10/13/12
Two players with 100 yards rushing - vs. Georgia Tech, T. Marshall (249), K. Benson (124), 9/4/17
Three players with 100 yards rushing - Mississippi, P. Hofer (119), J. Reed (115), M. Sweet (103), 11/15/75
Two players with 100 yards passing - Troy, Corey Robinson (393) and Deon Anthony (103), 11/3/12
Two players with 100 yards receiving - Vanderbilt, Trent Sherfield (184) and Caleb Scott (117), 11/26/16
Won OT game - at Texas A&M, 10/8/16 (Score: TAMU 45-38 2OT)
Lost OT game - vs. Georgia Tech, 9/4/17 (Score: UT 42-41, 2OT)
Beat a ranked Tennessee team - at Florida, 9/16/17 (Score: #24 UF 26, #23 UT 20)
Beat a Tennessee team ranked in the top 15 - vs. Alabama, 10/15/16 (Score: #1 UA 49, #9 UT 10)
Beat a Tennessee team ranked in the top five - Florida, 9/17/05 (Score: Florida 16, #4 UT 7)

Highlighted - Occurred during 2017 season

2017 SEC STANDINGS

EASTERN DIVISION

	SEC	Pct.	PF	PA	Overall	Pct.	PF	PA	Home	Away	Neutral	vs. Div.	Top 25	Top 10	Streak
Georgia	4-0	1.000	170	45	7-0	1.000	263	88	4-0	3-0	0-0	2-0	2-0	0-0	W7
Florida	3-2	.600	125	107	3-3	.500	142	140	2-2	1-0	0-1	3-0	1-1	0-0	L2
South Carolina	3-2	.600	124	91	5-2	.714	176	135	2-1	2-1	1-0	2-1	0-0	0-0	W2
Kentucky	2-2	.500	97	120	5-2	.714	172	173	3-1	2-1	0-0	2-1	0-1	0-0	L1
Tennessee	0-4	.000	36	127	3-4	.429	137	188	2-2	0-2	1-0	0-3	0-3	0-2	L3
Vanderbilt	0-4	.000	73	199	3-4	.429	157	212	2-2	1-2	0-0	0-2	1-3	0-2	L4
Missouri	0-4	.000	89	175	2-5	.286	232	274	2-3	0-2	0-0	0-3	0-2	0-1	W1

WESTERN DIVISION

	SEC	Pct.	PF	PA	Overall	Pct.	PF	PA	Home	Away	Neutral	vs. Div.	Top 25	Top 10	Streak
Alabama	5-0	1.000	238	38	8-0	1.000	344	78	5-0	2-0	1-0	3-0	1-0	1-0	W8
Auburn	4-1	.800	219	94	6-2	.750	290	125	4-0	2-2	0-0	3-1	1-1	0-1	W1
LSU	3-1	.750	91	100	6-2	.750	219	160	3-1	2-1	1-0	2-1	2-0	1-0	W3
Texas A&M	3-1	.750	112	104	5-2	.714	225	184	3-1	1-1	1-0	1-1	0-1	0-1	W1
Mississippi State	2-2	.500	95	94	5-2	.714	236	125	4-0	1-2	0-0	1-1	1-2	0-0	W2
Ole Miss	1-3	.250	107	185	3-4	.429	215	262	3-1	0-3	0-0	0-3	0-3	0-1	L1
Arkansas	0-4	.000	94	191	2-5	.286	192	250	1-2	0-2	1-1	0-3	0-3	0-1	L3

THIS WEEK IN THE SEC

Saturday, Oct. 28

Arkansas at Ole Miss (SECN)	12:00 p.m. ET
Florida vs. Georgia (CBS)	3:30 p.m. ET
Vanderbilt at South Carolina (SECN)	4:00 p.m. ET
Missouri at UConn (CBS Sports)	6:30 p.m. ET
Mississippi State at Texas A&M (ESPN)	7:15 p.m. ET
Tennessee at Kentucky (SECN)	7:30 p.m. ET

NATIONAL POLLS (WEEK 9 - AS OF OCT. 22)

ASSOCIATED PRESS

Rank	School	Points	Record	Previous
1	Alabama (61)	1525	8-0	1
2	Penn State	1444	7-0	2
3	Georgia	1409	7-0	3
4	TCU	1327	7-0	4
5	Wisconsin	1241	7-0	5
6	Ohio State	1165	6-1	6
7	Clemson	1113	6-1	7
8	Miami (FL)	1101	6-0	8
9	Notre Dame	1066	6-1	13
10	Oklahoma	1040	6-1	9
11	Oklahoma State	894	6-1	10
12	Washington	836	6-1	12
13	Virginia Tech	791	6-1	14
14	NC State	666	6-1	T-16
15	Washington State	648	7-1	15
16	Michigan State	615	6-1	18
17	South Florida	604	7-0	T-16
18	UCF	500	6-0	20
19	Auburn	397	6-2	21
20	Stanford	344	5-2	22
21	USC	319	6-2	11
22	West Virginia	196	5-2	23
23	LSU	182	6-2	24
24	Memphis	111	6-1	25
25	Iowa State	98	5-2	NR

Others receiving votes:

Texas A&M 74, Michigan 60, Mississippi St. 43, San Diego St. 7, **Georgia Tech 5**, **South Carolina 2**, Marshall 1, Toledo 1

Bold: UT and teams on UT '17 schedule.

USA TODAY COACHES

Rank	School	Record	Points	Previous
1	Alabama	8-0	1600	1
2	Penn State	7-0	1520	2
3	Georgia	7-0	1463	3
4	TCU	7-0	1385	4
5	Wisconsin	7-0	1343	5
6	Ohio State	6-1	1244	6
7	Clemson	6-1	1173	8
8	Miami	6-0	1172	7
9	Oklahoma	6-1	1084	9
10	Notre Dame	6-1	951	16
11	Washington	6-1	931	12
12	Oklahoma State	6-1	926	11
13	Virginia Tech	6-1	818	14
14	South Florida	7-0	730	13
15	NC State	6-1	683	17
16	Washington State	7-1	636	18
17	UCF	6-0	561	20
18	Michigan State	6-1	560	19
19	Auburn	6-2	455	21
20	Stanford	5-2	367	22
21	USC	6-2	321	10
22	West Virginia	5-2	211	23
23	LSU	6-2	178	25
24	Texas A&M	5-2	151	24
25	Michigan	5-2	121	15

Others receiving votes:

Memphis 119; Iowa State 32; Mississippi State 19; **South Carolina 9**; **Georgia Tech 8**; Arizona 6; Colorado State 4; **Kentucky 4**; Marshall 3; Boise State 3; Navy 3; Arizona State 2; Appalachian State 1; **Florida 1**; Syracuse 1; Troy 1

2017 SEC BOWL TIE-INS

Independence Bowl (ACC vs. SEC)

Dec. 27 ESPN 1:30 p.m. Shreveport, La.

Texas Bowl (Big 12 vs. SEC)

Dec. 27 ESPN 9:00 p.m. Houston, Texas

Belk Bowl (ACC vs. SEC)

Dec. 29 ESPN 1:00 p.m. Charlotte, N.C.

Birmingham Bowl (Amer. vs. SEC)

Dec. 29 ESPN 2 p.m. Birmingham, Ala.

Liberty Bowl (Big 12 vs. SEC)

Dec. 30 ABC 12:30 p.m. Memphis, Tenn.

Music City Bowl (ACC/Big 10 vs. SEC)

Dec. 29 ESPN 4:30 p.m. Nashville, Tenn.

Citrus Bowl (Big 10/ACC vs. SEC)

Jan. 1 ABC 1 p.m. Orlando, Fla.

TaxSlayer Bowl (ACC/Big 10 vs. SEC)

Dec. 30 ESPN 12 p.m. Jacksonville, Fla.

Outback Bowl (Big 10 vs. SEC)

Jan. 1 ESPN2 12:00 p.m. Tampa, Fla.

COLLEGE FOOTBALL PLAYOFF GAMES

Orange Bowl (ACC vs. Big Ten/SEC)

Dec. 30 ESPN 8:00 p.m. Miami Gardens, Fla.

Fiesta Bowl (At-large vs. At-large)

Dec. 30 ESPN 4:00 p.m. Glendale, Ariz.

Peach Bowl (At-large vs. At-large)

Jan. 1 ESPN 12:30 p.m. Atlanta, Ga.

Cotton Bowl (At-large vs. At-large)

Dec. 29 ESPN 8:30 p.m. Arlington, TX

Rose Bowl (Semifinal)

Jan. 1 ESPN 5:00 p.m. Pasadena, Calif.

Sugar Bowl (Semifinal)

Jan. 1 ESPN 8:45 p.m. New Orleans, La.

College Football Championship Game

Jan. 8 ESPN 8:00 p.m. Atlanta, Ga.

* Games to be determined by CFP Selection Committee on Dec. 6.