

KENTUCKY

2017-18 WILDCATS

THOMAS MORE (0-0, 0-0) at #4 KENTUCKY (0-0, 0-0)

Friday, Oct. 27 • 7 p.m. • Rupp Arena (23,000) • Lexington, Ky.

#TMCvsUK • @KentuckyMBB

Starters at Blue-White Game



0

Quade Green

6-0 • 180 • Guard

Philadelphia | Neumann-Goretti

McDonald's All-American | Four-time state high school champion | Listed as high as the No. 22 player in the 2017 class



3

Hamidou Diallo

6-5 • 198 • Guard

Queens, N.Y. | Putnam Science Academy

Preseason All-SEC First Team | Jerry West Award preseason watch list | Played for Team USA at FIBA U19 World Cup, averaging 10.9 points, 3.9 rebounds per game



4

Nick Richards

6-11 • 240 • Forward

Kingston, Jamaica | The Patrick School

Kareem Abdul-Jabbar watch list for best center | Led The Patrick School to a state title | 2017 Mr. New Jersey Basketball | McDonald's All-American



5

Kevin Knox

6-9 • 215 • Forward

Tampa, Fla. | Tampa Catholic

Preseason All-SEC Second Team | Julius Erving Award preseason watch list | 2017 Mr. Florida Basketball | Averaged 28.5 points and 11.3 rebounds a game as a senior



25

PJ Washington

6-7 • 236 • Forward

Dallas | Findlay Prep

Karl Malone watch list for nation's best power forward | Ranked No. 12 overall by ESPN in his class | Led U19 USA team at FIBA World Cup with 12.9 points per game

Need to Know

- Kentucky was picked to win the SEC regular-season title by the league's media members. Hamidou Diallo was tabbed to the preseason All-SEC First Team while Kevin Knox was a second-team pick
- Four Wildcats were named to the Naismith Memorial Basketball Hall of Fame preseason positional award watch lists. Diallo (shooting guard), Knox (small forward), Nick Richards (center) and PJ Washington (power forward) were all selected
- The Wildcats will begin the season ranked No. 4 in the USA Today Coaches Poll
- Kentucky has the No. 1 ranked recruiting class once again, and the Recruiting Services Consensus Index pegs it the best ever
- The Wildcats return just 7.4 percent of their scoring and 23.4 percent of their rebounding from 2016-17

Last Time Out

- Kentucky played its annual Blue-White Game in Rupp Arena for the 10th consecutive season last Friday
- Knox led six players in double figures with 22 points. He also had seven rebounds, two steals and an assist
- Washington added 21 points, five rebounds and three assists.
- Richards was the lone Wildcat to record a double-double. He had 10 points and 13 rebounds and also contributed eight blocks
- Every player who appeared in the game scored
- The teams combined to shoot 49.2 percent from the floor
- The teams combined to haul in 63 total rebounds with 21 coming by way of offensive snags

The Basics

Series Breakdown

Overall - 0-0
Home (Rupp Arena) - 0-0
Calipari vs. Thomas More - 0-0
Cooper vs. UK - 0-0
Current UK streak - N/A



John Calipari

Overall Record: 652-191
Record at UK: 249-53
Overall Seasons: 26th
At UK: Ninth

Drew Cooper

Overall Record: 71-40
Record at TMC: 71-40
Overall Seasons: Fifth
At TMC: Fifth

By the Numbers

2,237 All-time wins, NCAA leader

92.6 Percent of scoring the Wildcats must replace

27 Players on NBA opening-day rosters

6 Victories Calipari needs for 700 on-court wins

Tale of the Tape

UK	STAT	TMC
84.9	Points PG	78.0
71.5	Opp. Points PG	69.3
39.8	Rebounds PG	37.3
15.4	Assists PG	16.3
5.3	Blocks PG	0.7
6.0	Steals PG	5.0
.473	FG Pct.	.474
.353	3-Pt FG Pct.	.385
.703	FT Pct.	.775
.424	Opp. FG Pct.	.419
.306	Opp. 3-Pt FG Pct.	.332

*LEADERS

Points

UK - Wenyen Gabriel (4.6)

TM - Damion King (14.1)

Rebounds

UK - Wenyen Gabriel (4.8)

TM - Brandon Horne (5.7)

Assists

UK - Wenyen Gabriel (0.7)

TM - Damion King (4.5)

Steals

UK - Wenyen Gabriel (0.3)

TM - Damion King (1.1)

3-Pointers

UK - Wenyen Gabriel (20)

TM - Ryan Callahan (77)

FT Percentage

UK - Wenyen Gabriel (.618)

TM - Ralph Stone (85.3)

FG Percentage

UK - Sacha Killeya-Jones (.586)

TM - Simon Clifford (.575)

*Based on 2016-17 statistical returners

Schedule

October

Fri. 27	^THOMAS MORE	SEC	7 p.m.
Mon. 30	^MOREHEAD STATE	-	7 p.m.

November

Fri. 3	^CENTRE COLLEGE	SEC	7 p.m.
Fri. 10	UTAH VALLEY	SEC	7 p.m.
Sun. 12	VERMONT	ESPN	3:30 p.m.
Tues. 14	^KANSAS	ESPN	9:30 p.m.
Fri. 17	^ETSU	SEC	7 p.m.
Mon. 20	^TROY	SEC	8 p.m.
Wed. 22	^FORT WAYNE	SEC	8 p.m.
Sun. 26	^UIC	SEC	8 p.m.

December

Sat. 2	HARVARD	ESPN	3:30 p.m.
Sat. 9	^MONMOUTH	ESPNU	Noon
Sat. 16	VIRGINIA TECH	ESPN2	2 p.m.
Sat. 23	^UCLA	CBS	4 p.m.
Fri. 29	LOUISVILLE	CBS	1 p.m.
Sun. 31	^GEORGIA	ESPN	6 p.m.

January

Wed. 3	*at LSU	SEC	8:30 p.m.
Sat. 6	*at Tennessee	SEC	9 p.m.
Tue. 9	*TEXAS A&M	ESPN	7 p.m.
Sat. 13	*at Vanderbilt	ESPN	4 p.m.
Tue. 16	*at South Carolina	ESPN	9 p.m.
Sat. 20	*FLORIDA	ESPN	8:15 p.m.
Tue. 23	*MISSISSIPPI STATE	ESPN	9 p.m.
Sat. 27	^at West Virginia	ESPN	4:30/7 p.m.
Tue. 30	*VANDERBILT	ESPN	9 p.m.

February

Sat. 3	*at Missouri	CBS	2 p.m.
Tue. 6	*TENNESSEE	ESPN	7 p.m.
Sat. 10	*at Texas A&M	ESPN/2	4/6/8 p.m.
Wed. 14	*at Auburn	ESPN2	9 p.m.
Sat. 17	*ALABAMA	CBS	2 p.m.
Tue. 20	*at Arkansas	ESPN	9 p.m.
Sat. 24	*MISSOURI	ESPN/2	6/8 p.m.
Wed. 28	*OLE MISS	ESPN2	7 p.m.

March

Sat. 3	*at Florida	CBS	Noon
	7-11 ⁷ SEC Tournament	SEC/ESPN	TBA

All times Eastern | *SEC conference game | HOME GAMES IN CAPS
^Exhibition | ^Kentucky Cares Classic (Rupp Arena | Lexington, Ky. |
^Champions Classic (United Center | Chicago) | ^Adolph Rupp Classic (Rupp Arena | Lexington, Ky.) | ^Citi Hoops Classic (Madison Square Garden | New York) | ^CBS Sports Classic (Smoothie King Arena | New Orleans) | ^SEC/Big 12 Challenge (WVU Coliseum | Morgantown, W.Va.) | ^SEC Tournament (Scottrade Center | St. Louis)

Broadcast Information

SEC NETWORK		UK SPORTS NETWORK	
Mike Morgan, play-by-play		Tom Leach, play-by-play	
Pat Bradley, analyst		Mike Pratt, analyst	
SATELLITE RADIO			
N/A, Sirius		N/A, XM	



TV CHART



0 GUARD

Quade Green
6-0 | 180 | Freshman
Philadelphia | Neumann-Goretti
@Q_Green1
@q_boogi



1 FORWARD

Sacha Killeya-Jones
6-10 | 221 | Sophomore
Chapel Hill, N.C. | Virginia Episcopal
@The_SKJ
@the_skj



2 FORWARD

Jarred Vanderbilt
6-9 | 214 | Freshman
Houston | Victory Prep
@JVando_
@jvando_



3 GUARD

Hamidou Diallo
6-5 | 198 | RS-Freshman
Queens, N.Y. | Putnam Science Acad.
@Diallo1Hamidou
@hami.diallo



4 FORWARD

Nick Richards
6-11 | 240 | Freshman
Kingston, Jamaica | The Patrick School
@iamnickrichards
@nickrichards_



5 FORWARD

Kevin Knox
6-9 | 215 | Freshman
Tampa, Fla. | Tampa Catholic
@kevin_knox23
@kknox_23




10 GUARD

Jonny David
6-2 | 183 | Junior
Pittsburgh | Mt. Lebanon
@JDavid010
@jdavid010



12 GUARD

Brad Calipari
6-0 | 176 | Sophomore
Franklin Lakes, N.J. | MacDuffie School
@bradcalipari
@bradcalipari



13 GUARD

Jemarl Baker
6-4 | 182 | Freshman
Menifee, Calif. | Eleanor Roosevelt
@_jeyb3
@_jeyb3



14 FORWARD

Tai Wynyard
6-10 | 250 | RS-Sophomore
Auckland, New Zealand | Rangitoto College
@WynyardTai
@taiwynyard



22 GUARD

Shai Gilgeous-Alexander
6-6 | 180 | Freshman
Hamilton, Canada | Hamilton Heights
@shaigalex
@sav_shai2



25 FORWARD

PJ Washington
6-7 | 236 | Freshman
Dallas | Findlay Prep
@pjwashington_25
@pj_washington



30 GUARD

Dillon Pulliam
6-3 | 195 | RS-Junior
Cynthiana, Ky. | Transylvania Univ.
@dillonpulliam30
@dillon_pulliam



32 FORWARD

Wenyen Gabriel
6-9 | 205 | Sophomore
Manchester, N.H. | Wilbraham & Monson Acad.
@WenyenGabriel
@wenyengabriel



JOHN CALIPARI

Head Coach
Ninth season at UK
@UKCoachCalipari
@UKCoachCalipari




KENNY PAYNE

Assoc. Head Coach
Eighth season at UK
Fourth season as associate HC




TONY BARBEE

Assistant Coach
Fourth season at UK
Third season as assistant



JOEL JUSTUS

Assistant Coach
Fourth season at UK
Second season as assistant



JOHN ROBIC

Special Assistant
Ninth season at UK
Second season as special asst.

Pronunciation Guide

JEMARL Baker (Jamal)

HAMIDOU DIALLO (ha-MUH-dew) (DEE-ah-low)

Brad/John CALIPARI (cal-uh-PEAR-ee)

WENYEN Gabriel (when-yen)

SHAI GILGEOUS-Alexander (Shay) (GILL-juss)

QUADE Green (KWAH-DAY)

SACHA KILLEYA-Jones (sah-SHA) (kuh-LEE-uh)

TAI WYNARD (tie) (win-YARD)

Roster

ALPHABETICAL	NO.	NAME	POS.	HT.	WT.	CL.	HOMETOWN (PREVIOUS SCHOOL)
	13	Jemarl Baker	G	6-4	182	Fr.	Menifee, Calif. (Eleanor Roosevelt)
	12	Brad Calipari	G	6-0	176	So.	Franklin Lakes, N.J. (MacDuffie School)
	10	Jonny David	G	6-2	183	Jr.	Pittsburgh (Mt. Lebanon)
	3	Hamidou Diallo	G	6-5	198	RS Fr.	Queens, N.Y. (Putnam Science Academy)
	32	Wenyen Gabriel	F	6-9	205	So.	Manchester, N.H. (Wilbraham & Monson Academy)
	22	Shai Gilgeous-Alexander	G	6-6	180	Fr.	Hamilton, Canada (Hamilton Heights)
	0	Quade Green	G	6-0	180	Fr.	Philadelphia (Neumann-Goretti)
	1	Sacha Killeya-Jones	F	6-10	221	So.	Chapel Hill, N.C. (Virginia Episcopal)
	5	Kevin Knox	F	6-9	215	Fr.	Tampa, Fla. (Tampa Catholic)
	30	Dillon Pulliam	G	6-3	195	RS Jr.	Cynthiana, Ky. (Transylvania University)
	4	Nick Richards	F	6-11	240	Fr.	Kingston, Jamaica (The Patrick School)
	2	Jarred Vanderbilt	F	6-9	214	Fr.	Houston (Victory Prep Academy)
	25	PJ Washington	F	6-7	236	Fr.	Dallas (Findlay Prep)
	14	Tai Wynyard	F	6-10	250	RS So.	Auckland, New Zealand (Rangitoto College)

Head Coach: John Calipari (Clarion, 1982)
Associate Head Coach: Kenny Payne (Louisville, 2003)
Assistant Coaches: Tony Barbee (UMass, 1993)
Joel Justus (UNC Wilmington, 2004)
Special Asst. to the Head Coach: John Robic (Denison, 1986)

Assoc. AD/Basketball Operations: Chris Woolard (UCLA, 1997)
Director of Basketball Admin.: Will Barton (Kentucky, 2013)
Strength Coach: Robert Harris (Kentucky State, 2009)
Athletic Trainer: Chris Simmons (Memphis, 2002)
Equipment Manager: Mark Evans (Kentucky, 2013)



POLLS, STATS, MEDIA INFO

Weekly Media Schedule

26 Thur.	27 Fri.	28 Sat.	29 Sun.	30 Mon.	31 Tues.	1 Wed.
Media with Coach Calipari (11 a.m.) and players (2 p.m.) Practice: 3 p.m.	vs. Thomas More 7 p.m. SEC Network	No media availability Practice: 5 p.m.	No media availability Practice: 6 p.m.	vs. Morehead State Kentucky Cares Classic 7 p.m. No TV	No media availability Player off day	No media availability Practice: 2:30 p.m.

UK Media Relations Staff



Eric Lindsey
Associate Media Relations Director
Cell - 859.619.0944
Email - eric.lindsey@uky.edu



Deb Moore
Associate Media Relations Director
Cell - 859.559.5781
Email - deb.moore@uky.edu



Jake Most
Assistant Media Relations Director
Cell - 516.996.3229
Email - jake.most@uky.edu

Media Information

CREDENTIAL REQUESTS

Requests for single-game credentials should be made as far in advance as possible and no later than five days prior to game day online at sportssystem.com/Kentucky.

CREDENTIAL CRITERIA

The University of Kentucky's decision to issue credentials to a media outlet for the purposes of covering a UK basketball home or away event is determined by a variety of factors. They include the following:

- Amount of coverage given to Kentucky throughout the season
- Intention/ability to cover all 22 sports at Kentucky
- Distribution/size of publication: free, subscription, sale on newsstands, website traffic, etc.
- Radio or TV station program format and size of audience
- Length of existence of the publication, amount of original copy generated, number of full-time employees of the publication and the journalistic experience of the reporter(s)
- Attendance at Kentucky media sessions, including Olympic sport opportunities
- Space availability
- Professionalism, which includes but is not limited to conduct at games, press conferences, practices, on social media, etc.

The University of Kentucky has the right to revoke credentials under its own discretion.

INTERVIEW POLICIES-GENERAL

All interviews with University of Kentucky basketball players or staff members must be arranged through the Media Relations office. Media should never contact a player or coach directly.

The Wildcat Coal Lodge, dormitories, team locker rooms and other team quarters are private team areas. Media members are not permitted in these areas unless accompanied by appropriate university personnel.

PRACTICE/PRESS CONFERENCES

Other than announced exceptions, UK basketball practices are closed to the media. UK will accept requests to attend practice. All requests must be made by 10 a.m. on the day of the practice. In cases in which practices are open to the media, no cell phones are allowed in the practice facility.

Player interviews are conducted prior to practices the day before a game and will be available to all UK media in the Joe Craft Center lower-level lobby. UK will accept requests for player interviews, but they must be submitted 24 hours prior to the scheduled availability.

Coach John Calipari or an assistant coach will meet with members of the media immediately following player interviews in the lower level lobby of the Joe Craft Center.

Gameday shoot-arounds are closed to the media.

TELEPHONE PLAYER INTERVIEWS

Telephone interviews are available to the media on a call-back basis. Individual player and coach telephone numbers will not be given to members of the media.

Players are instructed not to conduct interviews when contacted directly by telephone. The UK Media Relations office will arrange for telephone interviews at a time most convenient for the student-athlete.

Other special requests are handled on a case-by-case basis.

POSTGAME INTERVIEWS

Following each game, there is a 20-minute cooling-off period, during which time the players shower and dress. Approximately 10 minutes after the game ends, Coach Calipari conducts his postgame press conference while a player is taken to the UK Sports Network.

Following Coach Calipari's press conference and the cooling-off period, selected UK players are brought to the media interview room.

The Polls

Associated Press Top 25 Preseason

USA Today Coaches Poll Preseason

1. Duke (20)
2. Michigan State (9)
3. Kansas
4. **Kentucky**
5. Arizona (2)
6. Villanova
7. Florida
8. Wichita State
9. North Carolina
10. West Virginia
11. Southern Cal
12. Miami
13. Cincinnati
14. Notre Dame
15. Minnesota
16. Louisville
17. Xavier
18. UCLA
19. Gonzaga
20. Northwestern
21. Purdue
22. St. Mary's
23. Seton Hall
24. Baylor
25. Alabama

Receiving Votes: Texas A&M; Virginia; Butler; Missouri; TCU; Rhode Island; Providence; Wisconsin; Maryland; Oakland; Oklahoma; Michigan; Texas; Virginia Tech; Oregon; SMU; Creighton; Georgia; Georgia Tech; Harvard; Arkansas; Florida State; South Carolina; Nevada

UK in the Rankings

Team Rankings

Category	Stat	SEC [NCAA]
Scoring	-	-
Scoring Defense	-	-
Scoring Margin	-	-
Free Throw %	-	-
Field Goal %	-	-
Field Goal % Def.	-	-
3-Point FG %	-	-
3-Point FG % Def.	-	-
Rebounding Off.	-	-
Rebounding Def.	-	-
Rebounding Margin	-	-
Blocks Per Game	-	-
Assists Per Game	-	-
Steals Per Game	-	-
Turnover Margin	-	-
Assist/TO Ratio	-	-
Off. Rebs. Per Game	-	-
Def. Rebs. Per Game	-	-
Def. Rebound %	-	-
Off. Rebound %	-	-
3-Point FG Per Game	-	-

Individual Rankings

Category/Player	Stat	SEC [NCAA]
-	-	-

Southeastern Conference Standings

Team	SEC Record	Overall Record	Games Back
Alabama	0-0 (.000)	0-0 (.000)	0.0
Arkansas	0-0 (.000)	0-0 (.000)	0.0
Auburn	0-0 (.000)	0-0 (.000)	0.0
Florida	0-0 (.000)	0-0 (.000)	0.0
Georgia	0-0 (.000)	0-0 (.000)	0.0
Kentucky	0-0 (.000)	0-0 (.000)	0.0
LSU	0-0 (.000)	0-0 (.000)	0.0
Mississippi State	0-0 (.000)	0-0 (.000)	0.0
Missouri	0-0 (.000)	0-0 (.000)	0.0
Ole Miss	0-0 (.000)	0-0 (.000)	0.0
South Carolina	0-0 (.000)	0-0 (.000)	0.0
Tennessee	0-0 (.000)	0-0 (.000)	0.0
Texas A&M	0-0 (.000)	0-0 (.000)	0.0
Vanderbilt	0-0 (.000)	0-0 (.000)	0.0

Upcoming in the SEC

Oct. 27-Nov. 6

Contest	Time	TV Network
Friday, Oct. 27 Thomas Moore at Kentucky Central Oklahoma at Arkansas	7 p.m. 8 p.m.	SEC Network -
Monday, Oct. 30 Morehead State at Kentucky Erskine at South Carolina	7 p.m. TBA	- -
Tuesday, Oct. 31 Tulane vs. LSU	8:30 p.m.	-
Thursday, Nov. 2 Barry at Auburn Valdosta State at Georgia Carson-Newman at Tennessee West Florida at Mississippi State	TBA 7 p.m. 7 p.m. 8 p.m.	TBA SEC Network+ SEC Network+ SEC Network+
Friday, Nov. 3 Centre College at Kentucky Blue Mountain at Ole Miss Missouri Western at Arkansas Tarleton State at Texas A&M	7 p.m. 7 p.m. 8 p.m. 8 p.m.	SEC Network SEC Network+ - -
Sunday, Nov. 5 Tampa at Florida	2 p.m.	-
Monday, Nov. 6 Alabama-Huntsville at Alabama	TBA	-

All times Eastern



Honoring the Cats

Hamidou Diallo

- Preseason All-SEC First Team
- Jerry West Award Preseason Watch List
- Blue Ribbon College Basketball Yearbook Preseason All-American Fourth Team

Kevin Knox

- Preseason All-SEC Second Team
- Julius Erving Award Preseason Watch List

Nick Richards

- Kareem Abdul-Jabbar Award Preseason Watch List

PJ Washington

- Karl Malone Award Preseason Watch List

Cats Show Talent, Long Road Ahead in Blue-White Game

John Calipari has preached patience every chance he's had. Coaching his youngest team to date, Coach Cal has warned fans to expect bumps on Kentucky's road to March. The reasons why were apparent during the Blue-White Game on Friday night. So was the fact that fans are going to have plenty of fun watching these Wildcats along the way.

UK looked far from a finished product in its annual intrasquad scrimmage in Rupp Arena. Turnovers and fouls came in bunches, but so did thunderous dunks and impressive drives. Potential, albeit raw, was on full display as Blue downed White in front of a crowd of 15,530 – the second largest in the history of the event – by a score of 88-67.

Not coincidentally considering the result, the stars of the evening both suited up exclusively for the Blue team. Versatile freshman forwards Kevin Knox and PJ Washington were a handful throughout. Knox had 22 points and seven rebounds and Washington had 21 points and five rebounds, the pair shooting a combined 18 of 26 from the field.

UK's two returning forwards – Wenyen Gabriel and Sacha Killeya-Jones – showed improved form from a season ago. Gabriel scored 19 points, while Killeya-Jones had 10 points and six rebounds.

Quade Green split his time between the two squads and didn't hesitate to shoot. He scored a combined 18 points, but made time for passing too. The 6-foot point guard had a game-high seven assists. His point-guard opposite, Shai Gilgeous-Alexander, had 14 points and five assists.

All nine active players expected to contend for spots in UK's rotation scored in double figures, the balance of this year's roster on display. Hamidou Diallo scored 15 points and Tai Wynyard and Nick Richards had 10 apiece. Richards stuffed the stat sheet elsewhere as well, grabbing 13 rebounds and blocking eight shots in serving as an intimidating defensive presence.

UK to Play Morehead State in Exhibition for Disaster Relief Funds

In light of recent disasters around the country, UK Athletics will play a small part in helping those affected by adding a third men's basketball exhibition game to Kentucky's 2017-18 schedule. The NCAA has granted a special waiver for the Wildcats to host Morehead State.

UK will host the Eagles – coached by former Kentucky staff member Preston Spradlin – for the inaugural "Kentucky Cares Classic" on Monday at 7 p.m. in Rupp Arena to raise funds for those affected by the devastating hurricanes in Florida and Puerto Rico and wildfires in California.

Net proceeds from the game will go to Team Rubicon, a non-government 501(c)(3) organization that unites the skills and experiences of military veterans with first responders to rapidly deploy emergency response teams. Team Rubicon is currently active in Florida in response to hurricanes in Florida and Puerto Rico and is soon to begin work in response to wildfires in California.

The Kentucky Cares Classic will not be televised or streamed, but the game will be broadcast on radio on the UK Sports Network and its affiliates.

Tickets for the game are at Ticketmaster.com and by calling Ticketmaster at (800) 745-3000. Fans may also purchase in person at the Rupp Arena box office. Tickets will range from \$10 to \$100 with net proceeds going to victims of the recent natural disasters.

The two schools last played in the regular season in November 2012 with UK owning a 10-0 all-time advantage.

Not only will the exhibition games pair a couple of in-state schools for charity, it will also be a homecoming of sorts for Morehead State's Spradlin. Spradlin spent five seasons at Kentucky, first as a graduate assistant (2010-11) and then as the assistant director of basketball operations (2012-14).

UK Leads the Nation with 27 Players on NBA Opening-Day Rosters

Kentucky's unprecedented success with helping players reach the NBA has surpassed a new level of extreme. At the start of the 2017-18 NBA season, a whopping 27 players on NBA opening-day rosters played and finished their college basketball careers at the University of Kentucky, the nation's most prolific NBA player-producing program in the country. UK's 27 players are once again far and away the most of any college basketball program. Duke is in second with 20 former players and North Carolina and Kansas each have 16 on opening-day rosters.

Of the 489 players in the NBA to start the 2017-18 season, more than 5.5 percent played and finished their college basketball careers at UK. Seven NBA teams feature multiple Wildcats.

All told, UK's 27 players are represented on 15 of the league's 30 teams. Of the 27 Wildcats on an opening-day NBA roster, head coach John Calipari has coached 25 of them. With Tyreke Evans (Memphis Grizzlies) and Derrick Rose (Cleveland Cavaliers), who played for Calipari at Memphis, Calipari has coached 27 players on 2017-18 opening-day rosters, the most of any coach.

Kentucky has experienced unprecedented success at putting players in the NBA under Calipari. In the eight seasons of the Calipari era, 31 players have been selected in the NBA Draft, more than any other school. Included in the recent run are 24 first-round picks, three No. 1 overall selections (Anthony Davis, Karl-Anthony Towns and John Wall), seven top-five picks and 17 lottery selections.

Using figures compiled by basketball-reference.com and spotrac.com, Calipari-coached players only (which includes Rose and Evans but not Meeks or Rondo) have amassed nearly \$1.5 billion in career NBA contracts (\$1.455 billion). In the eight seasons Calipari has been the head coach at Kentucky, his players have totaled more than \$1.09 billion in NBA contracts.

In just the 2017-18 season alone, UK players are slated to make more than \$178 million. Calipari-coached players only (which includes Rose and Evans but not Meeks or Rondo) will make more than \$177 million.

UK's growing NBA contingent is already off to a fast start to the 2017-18 season. According to Basketball Reference, Davis is the only player since 1983-84 to post 95-plus points and 50-plus rebounds in the first three games of a season.

Kentucky Picked to Win 49th SEC Title

The Kentucky men's basketball program finds itself in familiar territory under the direction of ninth-year head coach John Calipari. A select panel of media voted the Wildcats to once again win the Southeastern Conference championship. Should Kentucky achieve that standard, it would mark the sixth regular-season title under Calipari and the program's 49th overall.

It's the 13th time since the 1998-99 season the Wildcats are the overall preseason favorite. UK was picked to win the title a season ago and did not disappoint. Calipari has directed his teams to regular-season SEC crowns in 2010, 2012, 2015, 2016 and 2017.

Each school selected media members that cover their team and additional media from across the nation were selected by the conference office to comprise the voting panel. Points were compiled on a 14-13-12-11-10-9-8-7-6-5-4-3-2-1 basis. Each media member also voted for two All-SEC teams.

UK Starts Season at No. 4 in USA Today Coaches Poll Preseason Top 25

Despite losing nearly 93 percent of its scoring and almost 77 percent of its rebounding from a season ago, the panel for the USA Today Coaches Poll once again believes the Kentucky men's basketball team will be among the top teams competing for a national title in 2017-18.

The Wildcats are ranked fourth in the preseason Coaches Poll. Duke will begin the season at No. 1, followed by Michigan State, Kansas, UK and Arizona.

It's the ninth consecutive season under head coach John Calipari that Kentucky will begin the season ranked among the top 25 teams in the country, as voted on by a panel of Division I head coaches in consultation with the National Association of Basketball Coaches. As a matter of fact, the Wildcats have been ranked in the preseason top five in the USA Today Coaches Poll in eight of Calipari's nine seasons, including seven straight. Every team under Calipari has been voted a preseason top-10 team.

Five Kentucky opponents enter the 2017-18 season ranked, including three top-10 opponents in No. 3 Kansas (Nov. 14), No. 7 Florida (Jan. 20, March 3) and No. 10 West Virginia (Jan. 27). UK will also face No. 16 Louisville (Dec. 29) and No. 25 Alabama (Feb. 17).



2017-18 Lead-Deficit Comparison

Opponent	Biggest Lead	Biggest Deficit	Biggest Run	Changes	Ties	Led	Trailed	Result
UTAH VALLEY								
VERMONT								
vs. Kansas								
ETSU								
TROY								
FORT WAYNE								
UIC								
HARVARD								
vs. Monmouth								
VIRGINIA TECH								
vs. UCLA								
LOUISVILLE								
GEORGIA								
at LSU								
at Tennessee								
TEXAS A&M								
at Vanderbilt								
at South Carolina								
FLORIDA								
MISSISSIPPI STATE								
at West Virginia								
VANDERBILT								
at Missouri								
TENNESSEE								
at Texas A&M								
at Auburn								
ALABAMA								
at Arkansas								
MISSOURI								
OLE MISS								
at Florida								
BIGGEST/MOST								
TOTALS								

Showcasing the league's strength, fellow SEC members Texas A&M (Jan. 9, Feb. 10), Missouri (Feb. 3, Feb. 24), Georgia (Dec. 31), Arkansas (Feb. 20) and South Carolina (Jan. 16) received votes in the poll. Virginia Tech, who UK hosts at Rupp Arena on Dec. 16, also received votes.

Four Players on Hall of Fame Watch Lists

Freshmen Hamidou Diallo, Kevin Knox, Nick Richards and PJ Washington were tabbed as members of the preseason watch lists for their positional player of the year awards presented by the Naismith Memorial Basketball Hall of Fame.

Diallo is on the list for the Jerry West Award for the nation's best shooting guard. Malik Monk was the winner of the award a season ago, a first in program history. Knox was tabbed to the Julius Erving list for the best small forward. Richards is among the candidates for the Kareem Abdul-Jabbar list for the best center, and Washington is on the Karl Malone list for the best power forward.

By mid-February, each watch list of 20 players will be narrowed down to just 10. In March, five finalists will be presented to the various awards' committees and the Hall of Fame's selection committee. The winner of the 2017 positional awards will be presented at the ESPN College Basketball Awards Show in Los Angeles on April 7. Broadcast information will be released at a later date.

Two Wildcats Selected to Preseason All-SEC Teams

Two players were selected to the preseason All-SEC squads. Freshmen Hamidou Diallo was picked to the first team, while classmate Kevin Knox was tabbed to the second team.

Diallo is joined by Florida's junior guard KeVaughn Allen, Georgia's senior forward Yante Maten, Missouri's freshman forward Michael Porter, Jr. and Texas A&M's sophomore forward Robert Williams. Maten, Porter and Williams were voted in a three-way tie for the pick for SEC Player of the Year.

Knox was selected to the second team along with freshman guard Collin Sexton from Alabama, junior guard Terence Davis and senior guard Deandre Burnett from Ole Miss, junior guard Quindary Weatherspoon from Mississippi State, junior center Tyler Davis from Texas A&M and senior guard Matthew Fisher-Davis from Vanderbilt.

Vanderbilt Out with Left Foot Injury

It was announced at the end of September that Jarred Vanderbilt would be out until at least January after suffering an injury to his left foot.

After consulting with his family and medical personnel, Vanderbilt has decided to delay surgery and re-evaluate his injury in the next couple of weeks. At that time, a decision on Vanderbilt's timetable and potential surgery will be determined.

Vanderbilt, a 6-foot-9 forward from Houston, was one of the top signees out of the 2017 class. A consensus top-20 prospect, Vanderbilt was ranked as high as the No. 9 overall prospect by 247Sports and the No. 12 overall player by Scout.

As a senior last season at Victory Prep Academy, Vanderbilt averaged 28.5 points, 13.4 rebounds and 8.8 assists. The lefty appeared in the McDonald's All American Game, the Jordan Brand Classic and the Nike Hoop Summit alongside the nation's top talent. He shined in the Nike Hoop Summit, posting 19 points and 10 rebounds while shooting 8 of 12 from the field.

Vanderbilt was also a member of the USA U16 National Team that captured the gold medal at the 2015 FIBA Americas U16 Championship.

Baker Also Out with Left Knee Injury

Freshman guard Jemarl Baker has been sidelined the last few weeks with a left knee injury. His current status is day-to-day, but he is not expected to play in the exhibition game vs. Thomas More College.

Baker was tabbed as one of the premier shooters in the country coming out of high school. A consensus four-star prospect ranked among the top 100, ESPN ranked him as the 66th overall player and the 16th-best shooting guard in the class.

The 6-foot-4 guard averaged 17.1 points, 4.1 assists and 3.5 rebounds per game as a senior and led Eleanor Roosevelt High School to its first-ever state title. He hit 94 total 3-pointers during his senior campaign and shot 44 percent from long range as a junior, leading the Under Armour circuit in 3-pointers last summer.

Forever Young

It seems like with every John Calipari team youth is the story, but this year's team is on a whole new level.

Zero seniors. Eight freshmen. Nearly 93 percent of last season's scoring and almost 77 percent of the rebounding gone. And the leading returner, Wenyen Gabriel, averaged just 4.6 points and 4.8 rebounds a year ago.

Even for a Calipari-coached team, this team could be historically young.



NOTES

CATS IN THE NBA

At the beginning of the 2017-18 season, 27 former Wildcats were on an opening-day roster, more than any other school in the country. The following listing is as of opening day.

Name	Team
Bam Adebayo	Miami Heat
Eric Bledsoe	Phoenix Suns
Devin Booker	Phoenix Suns
Willie Cauley-Stein	Sacramento Kings
DeMarcus Cousins	New Orleans Pelicans
Anthony Davis	New Orleans Pelicans
De'Aaron Fox	Sacramento Kings
Andrew Harrison	Memphis Grizzlies
Dakari Johnson	Oklahoma City Thunder
Enes Kanter	New York Knicks
Michael Kidd-Gilchrist	Charlotte Hornets
Brandon Knight	Phoenix Suns
Skal Labissiere	Sacramento Kings
DeAndre Liggins	Milwaukee Bucks
Trey Lyles	Denver Nuggets
Jodie Meeks	Washington Wizards
Darius Miller	New Orleans Pelicans
Malik Monk	Charlotte Hornets
Jamal Murray	Denver Nuggets
Nerlens Noel	Dallas Mavericks
Patrick Patterson	Oklahoma City Thunder
Alex Poythress	Indiana Pacers
Julius Randle	Los Angeles Lakers
Rajon Rondo	Sacramento Kings
Karl-Anthony Towns	Minnesota Timberwolves
Tyler Ulis	Phoenix Suns
John Wall	Washington Wizards

Several former Wildcats are among the NBA league leaders in the major statistical categories. Stats are through Oct. 25. Former UK players are in **BOLD**.

Points Per Game

1. Giannis Antetokounmpo (Bucks) - 36.8
2. **DeMarcus Cousins (Pelicans) - 31.0**
- T10. **Anthony Davis (Pelicans) - 24.3**
- T10. **John Wall (Wizards) - 24.3**
- T18. **Karl-Anthony Towns (Timberwolves) - 23.3**

Rebounds Per Game

1. DeAndre Jordan (Clippers) - 18.3
- T3. **Anthony Davis (Pelicans) - 12.8**
- T5. **DeMarcus Cousins (Pelicans) - 12.0**
- T5. **Enes Kanter (Knicks) - 12.0**
- T2. **Karl-Anthony Towns (Timberwolves) - 10.5**

Assists Per Game

1. Russell Westbrook (Thunder) - 11.7
2. **John Wall (Wizards) - 10.0**

Blocks Per Game

1. Kevin Durant (Warriors) - 3.75
2. **DeMarcus Cousins (Pelicans) - 3.25**
- T14. **John Wall (Wizards) - 1.67**
- T17. **Anthony Davis (Pelicans) - 1.50**
- T17. **Karl-Anthony Towns (Timberwolves) - 1.50**

Field-Goal Percentage

1. Jakob Poeltl (Raptors) - .786
11. **Karl-Anthony Towns (Timberwolves) - .623**
13. **Enes Kanter (Knicks) - .613**
- T14. **Julius Randle (Lakers) - .611**

Steals Per Game

1. Otto Porter Jr. (Wizards) - 3.67

Double-Doubles

- T1. **DeMarcus Cousins (Pelicans) - 4**
- T3. **Anthony Davis (Pelicans) - 3**
- T3. **Karl-Anthony Towns (Timberwolves) - 3**
- T7. **Willie Cauley-Stein (Kings) - 2**
- T7. **Enes Kanter (Knicks) - 2**
- T7. **John Wall (Wizards) - 2**

Entering the 2017-18 season, the average age of the Wildcats' roster is just 19.43 years old.

Although all of Calipari's teams have been young, they've all had some sort of veteran presence. The 2010 team with John Wall and DeMarcus Cousins had Patrick Patterson. The 2012 national title squad featured Darius Miller. The unforgettable 2015 team that flirted with an undefeated season had Willie Cauley-Stein and Alex Poythress.

It remains to be seen where UK stacks up to the rest of the nation experience wise (KenPom.com has not yet released its annual experience rankings), but the Wildcats are expected to be among the youngest teams in the nation yet again.

Reload

With everything the Wildcats lost last season to the professional ranks and graduation, help is on the way in the form of a historic recruiting class.

The Recruiting Services Consensus Index, which tallies major recruiting rankings and plugs them into a formula to calculate a consensus ranking, not only rated UK's 2017 class the best of the season – it measures this group as the best ever.

With 582 points in its recruiting calculations, this 2017 Kentucky group beat out another Wildcat class – the 2013 haul – to claim the title as the best recruiting class ever. That 2013 group had 557 points and consisted of Julius Randle, Andrew Harrison, Aaron Harrison, Dakari Johnson, James Young, Marcus Lee and Derek Willis. The RSCI rankings began in 1998.

The 2017 class consists of Kevin Knox (No. 10), Jarred Vanderbilt (No. 13), PJ Washington (No. 14), Nick Richards (No. 18), Quade Green (No. 23), Shai Gilgeous-Alexander (No. 30), Hamidou Diallo (No. 46) and Jemarl Baker (No. 72).

The RSCI includes individual player rankings from all of the major recruiting services, which this season featured Rivals, Scout, 247Sports and longtime recruiting analyst Van Coleman. The RSCI formula uses each of those services' rankings (only the top 100) players to assign a point value to each recruit. Using the point totals for all the five major services, it then adds the totals for all players in a class for the team's final score.

UK has ranked No. 1 in the RSCI in seven of Calipari's nine classes at Kentucky.

If all five RSCI sources had counted Diallo with the 2017 class, the Wildcats' score would have been closer to 630, according to the site.

Another Demanding Schedule

Kentucky's young team will be put to the test early and often with another formidable schedule.

Twelve of UK's 13 nonconference opponents in the upcoming season made a postseason tournament in 2017, including eight of which made the NCAA Tournament. Three of those advanced to the Sweet 16 or better.

Five nonconference teams finished the 2016-17 season with an RPI in the top 50 and four ended the season in both the Associated Press Top 25 and USA Today Coaches' Poll. All told, Kentucky's 2017-18 nonconference opponents combined for a record of 314-134 in 2016-17, a .701 winning percentage.

Kentucky's nonconference schedule will see the Wildcats play in premier venues such as the United Center in Chicago (vs. Kansas) and Madison Square Garden in New York (vs. Monmouth), take them to a Big Blue Nation favorite in New Orleans (vs. UCLA), and feature a difficult trip to Morgantown, West Virginia, to play the West Virginia Mountaineers.

And that doesn't even include an arduous league schedule in what is expected to be a much-improved Southeastern Conference.

Twenty-four of ESPN's top-100 recruits in the 2017 class signed to play in the SEC. The league is coming off a season in which its teams combined to go 11-5 in the NCAA Tournament and had three teams advance to the Elite Eight.

Five Kentucky opponents enter the 2017-18 season ranked, including two top-10 opponents.

International Cats

The Wildcats were well represented in international basketball this summer.

Hamidou Diallo, PJ Washington, redshirt sophomore Tai Wynyard and John Calipari all were part of the 2017 FIBA World Cup in Cairo. Sacha Killeya-Jones and Brad Calipari also traveled abroad this summer to play basketball.

Diallo and Washington, coached by John Calipari, captured a bronze medal for Team USA, while Wynyard was the star for the New Zealand Junior Tall Blacks.

Washington led Team USA in scoring at 12.9 points per game and added 5.1 rebounds and 2.2 assists. Diallo contributed 10.9 points, 3.9 rebounds, 2.3 assists and 1.1 steals per game. Wynyard led the Junior Tall Blacks in scoring at 14.3 points per game and rebounding with 9.3 boards per outing.

Kevin Knox made the final 16 cuts for Team USA before the roster was trimmed to 12, but he pulled his name from contention after suffering a minor hamstring injury. Shai Gilgeous-Alexander declined an invite to join the Canadian national team for its training camp.

Meanwhile, Killeya-Jones attended Great Britain's national training camp in August to compete for a spot on Great Britain's FIBA EuroBasket 2017 team, while Brad Calipari went on an international basketball trip with Global Sports Academy to Croatia. He averaged 14.3 points, 65. assists and 3.33 rebounds in four games.

Measurables



Top Wing Span

1. Nick Richards - 7'5"
2. PJ Washington - 7'3"
3. Sacha Killeya-Jones - 7'2"
4. Jarred Vanderbilt - 7'1"
- T5. Diallo/Knox - 7'0.25"

Top Vertical

1. Hamidou Diallo - 44.5"
2. PJ Washington - 43.0"
3. Jarred Vanderbilt - 39.5"
- T4. Wenyen Gabriel - 37.5"
- T4. Kevin Knox - 37.5"

Top Hand Width

1. Sacha Killeya-Jones - 11.0"
2. Nick Richards - 10.5"
3. PJ Washington - 10.25"
- T4. Jarred Vanderbilt - 10.0"
- T4. Tai Wynyard - 10.0"



Three is Better Than Two

Kentucky and UNLV went back and forth all season long last year for the claim of having the longest active streak of consecutive games with a made 3-pointer. Fittingly, both schools reached a historic milestone -- 1,000 straight games -- within a few hours of each other.

UK just beat out the Runnin' Rebels by mere hours, becoming the first school ever to hit a 3-pointer in 1,000 straight games with a trey at Alabama on Feb. 11. Freshman guard Malik Monk, fittingly UK's leader in 3-point field goals last season, got the Wildcats to 1,000 straight games with a 3-pointer from the right wing with 15:26 to go in the first half. UNLV would match it later in the day.

Kentucky passed UNLV for the nation's longest active streak of consecutive games with a made 3-pointer in its final game of 2015-16. UK has now knocked down at least one 3-pointer in 1,013 consecutive games. UNLV has hit one in 1,006 straight.

The Cats' last game without a made 3-pointer came against Seton Hall on Nov. 26, 1988 a "three-point" loss in the Great Alaska Shootout. The streak began on Nov. 28, 1998, in an 89-71 win vs. California.

The Wildcats' record during the 1,013-game streak is 783-230.

Cats Deliver the Knockout Punch

UK is 214-4 (.982) in the John Calipari era when leading by at least 10 points at any time in the contest. Two of those three losses (a 21-point lead at Tennessee and a 12-point lead at Auburn) came during the 2015-16 campaign. The only other losses came during the 2012-13 season when UK gave up an 11-point first-half lead and lost 59-55 at Alabama and vs. Kansas in 2016-17 when the Wildcats failed to capitalize on a 12-point first-half lead. The loss to Kansas was the first and only to a nonconference opponent when leading by 10 or more in the Calipari era.

Perhaps most impressive of all is that 72.4 percent of games Calipari has coached in at Kentucky have produced 10-point leads at some point during the game for UK. The Wildcats have led by 10 points or more in a whopping 85.9 percent of Calipari's 249 career wins at Kentucky.

Big-Game Cal, Cats

John Calipari's teams aren't just good against the best teams in the country, they're great. Not only does Kentucky have a 50-22 record (.694) vs. Associated Press Top 25 teams, UK is 5-3 when both teams are ranked in the AP top five under Calipari.

All-time, Calipari is 11-7 when both teams are ranked in the AP top five. When both teams are ranked in the AP Top 25, Calipari's all-time record is 75-46, including a 44-18 mark at Kentucky. When both are ranked in the top 10 he has a 24-14 record, including 13-7 at UK.

Taking Care of Business

Kentucky's 50-22 record vs. opponents ranked in the Associated Press Top 25 in John Calipari's tenure is impressive, but the Wildcats' ability to beat all-comers can't be overlooked. Under Calipari, UK is 199-31 vs. unranked competition, an .865 winning percentage.

The Wildcats' loss to Tennessee during the 2016-17 season was its first since falling at unranked Vanderbilt on Feb. 27, 2016.

Bounce Back

The Wildcats don't lose very often during the John Calipari era, but when they do, they almost always bounce back.

UK is 38-8 under Calipari following a loss. Kentucky's back-to-back losses to Kansas and Tennessee in 2016-17 were its first since also losing back-to-back games at Kansas and at Tennessee in 2015-16.

The Wildcats have only lost back-to-back games eight times during the Calipari era and they've never lost three in a row with Calipari on the sidelines -- including avoiding a three-game skid despite trailing by 14 to Georgia in the first half on Jan. 31, 2017. The last time UK lost three games in a row was in February 2009 when the Wildcats dropped four straight games to end the regular season.

A Winning Institution

Both the UK men's and women's basketball teams posted an eighth straight 20-win season in 2016-17. Kentucky is one of just three institutions (Duke and BYU) in the NCAA that have seen both their men's and women's basketball programs tally 20 or more wins in the last eight consecutive seasons.

Always Efficient

According to Ken Pomeroy's calculations on kenpom.com, UK's teams under John Calipari have consistently ranked among the most efficient teams in the country per possession.

Year	Offense (Rank)	Defense (Rank)	Overall
2017	119.1 (12)	91.4 (7)	4th
2016	120.4 (5)	98.0 (53)	6th
2015	119.3 (5)	86.5 (2)	1st
2014	117.6 (10)	96.9 (41)	11th
2013	108.8 (42)	99.1 (129)	42nd
2012	122.9 (2)	88.2 (9)	1st
2011	118.1 (7)	90.4 (15)	6th
2010	116.1 (15)	86.2 (6)	3rd

S-E-C! S-E-C! S-E-C!

Kentucky has the unquestionable reputation as the league's gold standard. Since the SEC's inception in 1932-33, the Wildcats have been the most dominant team in the league, recording a 972-270 mark (.783) in regular-season conference play. Only two other teams have won more than 700 regular-season SEC games (Alabama, Tennessee), and no other team has a better winning percentage.

UK's Record vs. AP Ranked Opponents and as an AP Ranked Opponent Under Cal

Kentucky (RK)	Opponent Rank																									RV	NR	TOTAL	
	1	2	3	4	5	6	7	8	9	10	11	12	13	14	15	16	17	18	19	20	21	22	23	24	25				
1	-	0-1	0-1	1-0	2-0	2-0	-	2-0	1-0	-	0-1	-	-	-	-	2-0	1-0	1-0	-	1-0	3-0	1-0	-	-	-	6-2	46-2	69-10	
2	-	-	-	-	1-0	0-1	-	-	-	-	-	1-0	1-0	-	1-0	-	1-0	1-0	0-1	-	-	-	-	-	-	4-0	22-0	31-2	
3	-	-	-	1-0	-	-	-	-	0-1	-	-	1-0	-	-	-	-	-	-	-	0-1	-	-	-	-	-	1-0	17-0	20-2	
4	-	0-1	-	-	-	-	-	-	-	-	-	-	-	1-0	-	-	-	-	-	-	-	-	-	-	1-0	1-0	6-2	9-3	
5	-	-	-	-	-	0-1	-	1-0	-	1-0	-	-	-	-	-	-	-	-	1-0	-	-	-	-	1-0	-	-	6-0	10-1	
6	-	-	-	-	-	-	1-0	-	-	0-1	-	-	-	-	-	-	-	-	-	-	-	-	-	-	-	-	6-0	7-1	
7	-	-	-	-	-	-	-	-	-	-	-	-	-	-	-	-	-	-	-	-	-	-	-	-	-	-	-	-	
8	-	-	-	-	-	-	-	-	-	-	-	-	1-0	-	-	-	-	-	-	-	-	-	-	-	0-1	1-3	7-0	9-4	
9	-	-	-	-	-	-	-	-	-	-	-	-	-	-	-	-	-	-	-	-	-	-	-	-	-	-	3-1	3-1	
10	-	-	-	-	-	-	-	-	-	-	-	-	0-1	-	-	-	-	-	-	-	-	-	-	-	-	0-3	4-1	4-5	
11	1-0	-	-	-	-	-	1-0	-	0-1	-	-	-	1-0	-	-	-	0-1	-	-	-	-	2-0	-	-	-	-	6-1	11-3	
12	-	-	-	-	-	-	-	-	-	-	-	-	-	-	-	1-0	-	-	-	-	-	-	-	-	-	1-0	1-1	3-1	
13	-	-	-	-	-	-	-	-	-	-	-	-	-	-	-	-	-	-	-	-	-	-	-	-	-	-	6-1	6-1	
14	-	-	0-1	-	-	-	-	-	-	-	-	-	-	-	-	-	-	-	-	-	-	-	-	-	-	1-1	7-1	8-3	
15	-	-	-	-	-	-	-	-	-	-	-	1-0	-	-	-	-	-	-	-	-	-	-	-	-	-	1-0	3-0	5-0	
16	-	-	-	-	-	-	-	-	-	-	-	-	-	-	-	1-0	-	-	-	-	-	-	-	-	-	-	3-1	4-1	
17	-	-	-	-	-	-	-	-	-	-	-	-	-	-	-	-	-	-	-	-	-	-	1-0	-	-	-	2-2	3-2	
18	-	-	-	-	-	1-0	-	-	-	-	-	-	-	-	-	-	-	-	-	-	-	-	-	0-1	-	1-0	4-0	6-1	
19	-	-	-	-	-	-	-	-	-	-	-	-	-	-	-	-	-	-	-	-	-	-	-	-	-	-	1-0	1-0	
20	-	-	-	0-1	-	-	-	-	-	-	-	-	-	-	-	-	-	-	-	-	-	1-0	-	-	-	-	3-1	4-2	
21	-	-	-	-	-	-	-	-	-	-	-	-	-	-	-	-	-	-	-	-	-	-	-	-	-	-	-	-	
22	-	-	-	-	-	-	-	-	-	-	-	-	1-0	-	-	-	-	-	-	-	-	-	-	-	-	1-0	5-1	7-1	
23	-	-	-	-	-	-	-	-	-	-	-	-	-	-	-	-	-	-	-	-	-	-	-	-	-	-	2-0	2-0	
24	-	-	-	-	-	-	-	-	-	-	-	-	-	-	-	-	-	-	-	-	-	-	-	-	-	-	-	-	
25	0-1	-	-	-	-	-	0-1	-	-	-	-	-	-	-	-	-	-	-	-	-	-	-	-	-	-	-	1-1	1-3	
RV	0-1	1-0	-	-	1-0	-	1-0	-	-	-	-	1-0	-	-	-	-	0-1	-	-	-	-	-	-	-	-	-	3-0	7-2	
NR	-	-	-	0-1	-	-	-	-	-	-	1-0	-	-	-	1-0	-	-	-	-	-	-	-	-	-	-	-	-	2-1	
TOTAL	1-2	1-2	0-2	2-2	4-0	3-2	3-1	3-0	1-2	1-1	1-1	4-0	4-0	1-1	1-0	4-0	3-0	1-3	1-1	1-1	1-1	4-0	3-0	1-1	1-1	1-0	-	Total	231-47
																												Total	50-22



NOTES

- UK has averaged 11.6 wins and only 3.2 losses per season in 84 seasons in the SEC
- Kentucky has won 48 SEC titles and 30 SEC Tournament championships
- The Wildcats have won 15 of the last 25 SEC Tournament titles
- UK has won at least a share of five of the last eight SEC regular-season championships under head coach John Calipari
- Kentucky has played in the championship game of the SEC Tournament in seven of Calipari's eight seasons following its 2016 title

Hold Them to 55

Defense has always been a recipe for success for the Wildcats under John Calipari. The special ingredient: 55 points. UK is a perfect 63-0 under Calipari when holding the opponent to 55 points or fewer. The Wildcats are 146-5 under Calipari when limiting the opponent to 63 points or less.

Wall Inducted into UK Athletics Hall of Fame

John Wall was inducted into the UK Athletics Hall of Fame as a member of the 2017 class in September.

Wall was the first national player of the year in program history as winner of the Adolph Rupp Trophy. He was named 2010 USBWA National Freshman of the Year, a Consensus First Team All-American, 2010 SEC Player of the Year by Associated Press and SEC Coaches, SEC Freshman of the Year by the AP, First Team All-SEC and SEC Tournament MVP.

Wall led UK to a No. 1 national ranking, SEC regular-season championship and the SEC Tournament championship. He set the single-season assists record with 241 assists (broken in 2016 by Tyler Ulis) and averaged 16.6 points and 6.5 assists. He was the first No. 1 overall NBA Draft pick in UK history. A four-time NBA All-Star through his first seven seasons, he has averaged double-figure scoring every season. Wall was tabbed to the All-NBA Third Team in 2017. He is the Washington franchise career leader in assists and steals.

Best in the Bluegrass

Kentucky has been dominant against teams in the state under John Calipari. UK is 15-2 against in-state foes with Calipari at the helm.

The mark also includes an 8-2 mark vs. Louisville. Two of the victories over the Cardinals came in postseason play. UK had its four-game winning streak snapped last season, but has won all four meetings played in Rupp Arena. Louisville's two wins have come by a combined six points.

Here's a list of the meetings between the state's two premier programs since Cal took over at UK:

- Jan. 2, 2010 - UK won 71-62 at Rupp Arena
- Dec. 31, 2010 - UK won 78-63 at KFC YUM! Center
- Dec. 31, 2011 - UK won 69-62 at Rupp Arena
- March 31, 2012 - UK won 69-61 at the Superdome (NCAA Final Four in New Orleans)
- Dec. 29, 2012 - Louisville won 80-77 at KFC YUM! Center
- Dec. 28, 2013 - UK won 73-66 at Rupp Arena
- March 28, 2014 - UK won 74-69 at Lucas Oil Stadium (NCAA Sweet 16 in Indianapolis)
- Dec. 27, 2014 - UK won 58-50 at KFC YUM! Center
- Dec. 26, 2015 - UK won 75-73 at Rupp Arena
- Dec. 21, 2016 - Louisville won 73-70 at KFC YUM! Center

Success Rate

The Wildcats received an NCAA award in the spring for placing in the top 10 percent of all men's basketball teams in the country in the NCAA's annual Academic Progress Rate. UK scored a perfect 1,000.

It's the third straight year the men's basketball team received the award and the fourth time since 2009.

The APR provides a real-time look at a team's academic success by the progress of each student-athlete on scholarship. The APR measures academic eligibility, retention and graduation. The scores are a four-year composite, covering the 2012-13 through 2015-16 school years.

Every Division I sports team across the nation calculates its APR each academic year, similar to a report card. Scholarship student-athletes each semester earn one point for remaining eligible and one point for staying in school or graduating.

UK has received a perfect 1,000 mark in each of the last four single-year APR rates. The NCAA cut score to compete in the 2016-17 postseason is a 930 four-year APR. Teams scoring below 930 can face consequences intended to direct additional focus on academics. Those penalties can include practice restrictions and playing-season reductions.



KENTUCKY BY THE NUMBERS

Date	Opponent	Result	Points	Rebounds	Blocks	Steals	Assists
O.27	[-/-] THOMAS MORE [^]						
O.30	[-/-] MOREHEAD STATE ^{^1}						
N.3	[-/-] CENTRE COLLEGE [^]						
N.10	[-/-] UTAH VALLEY STATE						
N.12	[-/-] VERMONT						
N.14	[-/-] Kansas ²						
N.17	[-/-] ETSU ³						
N.20	[-/-] TROY ³						
N.22	[-/-] FORT WAYNE ³						
N.26	[-/-] UIC ⁴						
D.2	[-/-] HARVARD						
D.9	[-/-] Monmouth ⁴						
D.16	[-/-] VIRGINIA TECH						
D.23	[-/-] UCLA ⁵						
D.29	[-/-] LOUISVILLE						
D.31	[-/-] GEORGIA*						
J.3	[-/-] at LSU*						
J.6	[-/-] at Tennessee*						
J.9	[-/-] TEXAS A&M*						
J.13	[-/-] at Vanderbilt*						
J.16	[-/-] at South Carolina*						
J.20	[-/-] FLORIDA*						
J.23	[-/-] MISSISSIPPI STATE*						
J.27	[-/-] at West Virginia ⁶						
J.30	[-/-] VANDERBILT*						
F.3	[-/-] at Missouri*						
F.6	[-/-] TENNESSEE*						
F.10	[-/-] at Texas A&M*						
F.14	[-/-] at Auburn*						
F.17	[-/-] ALABAMA*						
F.20	[-/-] at Arkansas*						
F.24	[-/-] MISSOURI*						
F.28	[-/-] OLE MISS*						
M.3	[-/-] at Florida*						

Times Led Times Led Times Led Times Led Times Led

All games in **BOLD CAPS**; *SEC game; ^exhibition
 1 - Kentucky Cares Classic (Rupp Arena)
 2 - Champions Classic (United Center | Chicago)
 3 - Adolph Rupp Classic (Rupp Arena)
 4 - CITI Sports Classic (Madison Square Garden | New York)
 5 - CBS Sports Classic (Smoothie King Center | New Orleans)
 6 - Big 12/SEC Challenge (WVU Coliseum | Morgantown, W.Va.)

Kentucky Team Highs/Lows

	HIGH	LOW
Points	-	-
1st Half	-	-
2nd Half	-	-
FG Made	-	-
FG Attempted	-	-
FG Percentage	-	-
3P Made	-	-
3P Attempted	-	-
3P Percentage	-	-
FT Made	-	-
FT Attempted	-	-
FT Percentage	-	-
Off. Rebounds	-	-
Def. Rebounds	-	-
Total Rebounds	-	-
Assists	-	-
Steals	-	-
Turnovers	-	-
Blocks	-	-

Kentucky Individual Highs

	High	Player	Opponent	Date
Minutes	-			
FG Made	-			
FG Attempted	-			
3P Made	-			
3P Attempted	-			
FT Made	-			
FT Attempted	-			
Off. Rebounds	-			
Def. Rebounds	-			
Total Rebounds	-			
Assists	-			
Blocks	-			
Points	-			
Points in a Half	-			
Steals	-			



MISCELLANEOUS STATS

Team Leaders

NO.	NAME	GAME LEADERS					GAMES WITH							
		PTS.	REBS.	BLKS.	ASSTS.	STLS.	10+ PTS	20+ PTS	10+REBS	3+ASSTS	3+BLKS	3+STLS	3+3's	DOUBLE-DOUBLE
0	Quade Green	-	-	-	-	-	-	-	-	-	-	-	-	-
1	Sacha Killeya-Jones	-	-	(3)	-	-	(1)	-	-	-	-	-	-	-
2	Jarred Vanderbilt	-	-	-	-	-	-	-	-	-	-	-	-	-
3	Hamidou Diallo	-	-	-	-	-	-	-	-	-	-	-	-	-
4	Nick Richards	-	-	-	-	-	-	-	-	-	-	-	-	-
5	Kevin Knox	-	-	-	-	-	-	-	-	-	-	-	-	-
10	Jonny David	-	-	-	-	-	-	-	-	-	-	-	-	-
12	Brad Calipari	-	-	(1)	-	-	-	-	-	-	-	-	-	-
13	Jemarl Baker	-	-	-	-	-	-	-	-	-	-	-	-	-
14	Tai Wynyard	-	-	-	-	-	-	-	-	-	-	-	-	-
22	Shai Gilgeous-Alexander	-	-	-	-	-	-	-	-	-	-	-	-	-
25	PJ Washington	-	-	-	-	-	-	-	-	-	-	-	-	-
30	Dillon Pulliam	-	-	-	-	-	-	-	-	-	-	-	-	-
32	Wenyen Gabriel	(1)	(8)	(11)	-	(2)	(7)	(1)	(2)	(3)	(1)	(3)	(1)	-

Career Total in (Parentheses)

Starting Lineups

Guard	Guard	G/F	Forward	Forward	Games	W-L
-	-	-	-	-	-	-

Starter	Games Started	Wins	Losses
-	-	0	0

Streaks

Overall	Lost 1	1
Unranked AP teams anywhere	Won 12	2
Ranked AP teams anywhere	Lost 1	3
Home	Won 5	4
Home SEC	Won 28	5
Home non-SEC	Lost 1	6
Home AP unranked non-SEC	Won 35	7
Home AP ranked teams	Won 1	8
Home AP unranked teams	Won 46	9
Road	Won 4	10
Road SEC	Won 4	11
Road AP ranked teams	Lost 3	12
Road AP unranked teams	Won 4	13
Neutral	Lost 1	14
Neutral AP ranked teams	Lost 1	15
Neutral AP unranked teams	Won 9	16
Active Consecutive Made Starts	-	17
Active Consecutive Made Free Throws	Jonny David 2	18
	Sacha Killeya-Jones 2	19
Active Consecutive Games with a 3-Pointer	-	20
	-	21
	-	22
	-	23
	-	24
	-	25+

Dunk Tracker

Player	Dunks in 2017-18	Dunks in Career
Wenyen Gabriel	-	5
Sacha Killeya-Jones	-	4

Kentucky's Record When

KENTUCKY RECORD	ALL	SEC	KENTUCKY RECORD	ALL	SEC
Leading at halftime:	0-0	0-0	On CBS:	0-0	0-0
Tied at the half:	0-0	0-0	On ESPN/ESPN2/ESPNU:	0-0	0-0
Trailing at halftime:	0-0	0-0	On Fox Sports1:	0-0	0-0
Shoot > 50%:	0-0	0-0	On SEC Network/(+):	0-0	0-0
Shoot < 50%:	0-0	0-0	On FSN:	0-0	0-0
Shoot <% than opp.:	0-0	0-0	vs. SEC at Home:	0-0	0-0
Shoot lower % than opp.:	0-0	0-0	vs. SEC on Road:	0-0	0-0
Opp. shoot worse than 50%:	0-0	0-0	Games vs. AP ranked opp.:	0-0	0-0
Opp. shoot 50% or higher:	0-0	0-0	Games following a loss:	0-0	0-0
Score less than 60 points:	0-0	0-0	Games following a win:	0-0	0-0
Score 60-69 points:	0-0	0-0	More points in the paint:	0-0	0-0
Score 70-79 points:	0-0	0-0	Fewer/Same points in the paint:	0-0	0-0
Score 80-89 points:	0-0	0-0	More bench points than opp.:	0-0	0-0
Score 90-99 points:	0-0	0-0	Fewer or same bench pts.:	0-0	0-0
Score 100+ points:	0-0	0-0	More 2nd-chance points:	0-0	0-0
Opp. score less than 60 pts.:	0-0	0-0	Fewer or same 2nd chance pts.:	0-0	0-0
Opp. score 60-69 pts.:	0-0	0-0	More or same points off TOs:	0-0	0-0
Opp. score 70-79 pts.:	0-0	0-0	Fewer points off TOs:	0-0	0-0
Opp. score 80-89 points:	0-0	0-0	On Monday:	0-0	0-0
Opp. score 90-99 points:	0-0	0-0	On Tuesday:	0-0	0-0
Opp. score 100+ points:	0-0	0-0	On Wednesday:	0-0	0-0
Outrebounded opponent:	0-0	0-0	On Thursday:	0-0	0-0
Outrebounded by opponent:	0-0	0-0	On Friday:	0-0	0-0
Equal number of rebounds:	0-0	0-0	On Saturday:	0-0	0-0
Fewer turnovers than opp.:	0-0	0-0	On Sunday:	0-0	0-0
Same turnovers as opp.:	0-0	0-0	In November:	0-0	0-0
More turnovers than opp.:	0-0	0-0	In December:	0-0	0-0
Make 8 or more 3-pointers:	0-0	0-0	In January:	0-0	0-0
Make 7 or fewer 3-pointers:	0-0	0-0	In February:	0-0	0-0
Games decided by 5 or fewer:	0-0	0-0	In March:	0-0	0-0
Overtime games:	0-0	0-0	In April:	0-0	0-0

How the Cats are Scoring

1	2	3	4	5	6	7	8	9	10	11	12	13	14	15	16	17	18	19	20	21	22	23	24	25+
---	---	---	---	---	---	---	---	---	----	----	----	----	----	----	----	----	----	----	----	----	----	----	----	-----

Fast Facts

Shooting Percentage	-
Avg. Assists Per Game	-
Points Off Turnovers	-
Second-Chance Points	-
Points in the Paint	-
Fast Break Points	-
Bench Points	-
Points Per Possession	-
Avg. Time of Possession	-

How UK Scored Its First Points

Player	Dunk/Layup	Jumper	3PT	FT
-	-	-	-	-



INDIVIDUALS

SCORING

Scored 25 points: De'Aaron Fox (39) vs. UCLA, 3/24/17
Scored 30 points: De'Aaron Fox (39) vs. UCLA, 3/24/17
Scored 35 points: De'Aaron Fox (39) vs. UCLA, 3/24/17
Scored 40 points: Malik Monk (47) vs. North Carolina, 12/17/16
Scored 45 points: Malik Monk (47) vs. North Carolina, 12/17/16
Scored 50 points: Jodie Meeks (54) at Tennessee, 1/13/09
Two players had 20 points: De'Aaron Fox (39), Malik Monk (21), vs. UCLA, 3/24/17
Three players had 20 points: DeMarcus Cousins (27)/John Wall (21)/Patrick Patterson (20) vs. Sam Houston State, 11/19/09
Two players had 30 points: Patrick Patterson (33) and Jodie Meeks (32) vs. Tennessee State, 12/22/08
Scored 20 points in two straight games: De'Aaron Fox (2) 3/10/17 - 3/11/17
Scored 20 points in three straight games: Malik Monk (4) 11/23/16 - 12/3/16
Scored 20 points in four straight games: Malik Monk (4) 11/23/16 - 12/3/16
Scored 20 points in five straight games: Jamal Murray (12) 2/2/16 - 3/12/16
Scored 20 points in six straight games: Jamal Murray (12) 2/2/16 - 3/12/16
Scored 20 points in seven straight games: Jamal Murray (12) 2/2/16 - 3/12/16
Scored 20 points in eight straight games: Jamal Murray (12) 2/2/16 - 3/12/16
Scored 20 points in nine straight games: Jamal Murray (12) 2/2/16 - 3/12/16
Scored 20 points in 10 straight games: Jamal Murray (12) 2/2/16 - 3/12/16
Scored 20 points in 11 straight games: Jamal Murray (12) 2/2/16 - 3/12/16
Scored 20 points in 12 straight games: Jamal Murray (12) 2/2/16 - 3/12/16
Scored 20 points in 15 straight games: Dan Issel (18) 12/1/69 - 2/7/70
Scored 25 points in three straight games: Tayshaun Prince (3) 3/11/01-3/17/01
Scored 30 points in two straight games: Jodie Meeks vs. Appalachian State (46) 12/20/08; vs. Tennessee State (32) 12/22/08
Scored 30 points in three straight games: Dan Issel (6) 2/14/70 - 3/2/70
Scored in double figures in 10 straight games: De'Aaron Fox (12) 2/14/17-3/26/17
Scored in double figures in 15 straight games: Malik Monk (30) 11/11/16-2/28/17
Scored in double figures in 20 straight games: Malik Monk (30) 11/11/16-2/28/17
Scored in double figures in 25 straight games: Malik Monk (30) 11/11/16-2/28/17
Scored in double figures in 30 straight games: Malik Monk (30) 11/11/16-2/28/17
Scored in double figures in 33 straight games: Jamal Murray (34) 11/17/15 - 3/19/16
Scored in double figures in 34 straight games: Jamal Murray (34) 11/17/15 - 3/19/16
Scored in double figures in 35 straight games: Kenny Walker (36) 11/14/85 - 3/22/86
Five players scored in double figures: Bam Adebayo (13), De'Aaron Fox (13), Isaac Humphries (12), Malik Monk (12), Dominique Hawkins (10) vs. North Carolina, 3/26/17
Six players scored in double figures: Malik Monk (23), Isaiah Briscoe (20), De'Aaron Fox (14), Bam Adebayo (12), Derek Willis (11), Wenyen Gabriel (10) vs. Arizona State, 11/28/16
Seven players scored in double figures: Randolph Morris (17), Kelenna Azubuike (15), Patrick Sparks (14), Chuck Hayes (12), Rajon Rondo (11), Ravi Moss (10) and Ramel Bradley (10) vs. Mississippi State 2/19/05,
Four players with 15 or more points: Malik Monk (26), De'Aaron Fox (16), Bam Adebayo (15), Wenyen Gabriel (15) vs. UT Martin, 11/25/16

DOUBLE-DOUBLES

Double-double: Bam Adebayo, (13 points, 10 rebounds) vs. Wichita State, 3/19/17
Triple-double: Isaiah Briscoe (19 points, 11 rebounds, 10 assists) at Ole Miss, 12/29/16

20-10 (rebs) game: Bam Adebayo (22 points, 15 rebounds) at Missouri, 2/21/17
20-10 (assts) game: De'Aaron Fox (24 points, 10 assists) vs. North Carolina, 12/17/16
20-15 game: Bam Adebayo (22 points, 15 rebounds) at Missouri, 2/21/17
30-10 game: Tayshaun Prince (33 points, 11 rebounds) vs. Tennessee State, 12/22/98
Back-to-back 20-10 games: Julius Randle (3) 11/8/13 - 11/10/13
Three straight 20-10 games: Julius Randle (3) 11/8/13 - 11/12/13
Double-double in points and rebs.: Bam Adebayo, (13 points, 10 rebounds) vs. Wichita State, 3/19/17
Double-double in points and assists: Isaiah Briscoe (19 points, 10 assists) at Ole Miss, 12/29/16
Double-double in points and blocks: Never
Double-double in points and steals: Never
Double-double in two consecutive games: Bam Adebayo (15 pts, 18 rebs) vs. NKU, (3/17/17), (13 pts, 10 rebs) vs. Wichita State, 3/19/17
Double-double in three consecutive games: - Julius Randle (19p, 15r) vs. Kansas State, 3/21/14; (13 p, 10 r), vs. Wichita State, 3/23/14; (15 p, 12 r), vs. Louisville, 3/28/14; (16 p, 11 r), vs. Michigan, 3/30/14
Double-double in four consecutive games: Julius Randle (19p, 15r) vs. Kansas State, 3/21/14; (13 p, 10 r), vs. Wichita State, 3/23/14; (15 p, 12 r), vs. Louisville, 3/28/14; (16 p, 11 r), vs. Michigan, 3/30/14
Double-double in five consecutive games: Julius Randle (14p, 10r) at Arkansas, (2/27/14); (10p, 15r) at South Carolina (3/1/14); (12 p, 11 r) vs. Alabama, (3/4/14); (16 p, 10 r) at Florida, (3/8/14); (17 p, 16 r) vs. LSU, (3/14/14); (12 p, 11 r) vs. Georgia, (3/15/14)
Double-double in six consecutive games: Julius Randle (14p, 10r) at Arkansas, (2/27/14); (10p, 15r) at South Carolina (3/1/14); (12 p, 11 r) vs. Alabama, (3/4/14); (16 p, 10 r) at Florida, (3/8/14); (17 p, 16 r) vs. LSU, (3/14/14); (12 p, 11 r) vs. Georgia, (3/15/14)
Double-double in seven consecutive games: Julius Randle (7) 11/18/13-11/27/13
Double-double in 10 consecutive games: Jim Andrews, 1972-73 season
Two players record double-doubles: De'Aaron Fox (16 points, 11 assists), Wenyen Gabriel (10 points, 10 rebounds) vs. Cleveland State, 11/23/16
Three players record double-doubles: DeMarcus Cousins (19 pts, 14 rebs)/Patrick Patterson (19 pts, 10 rebs)/John Wall (18 pts, 10 rebs) at Mississippi State, 2/16/10
Four players record double-doubles: Jack Givens (30 pts, 13 rebs)/Kyle Macy (16 pts, 10 assts)/Mike Phillips (22 pts, 18 rebs)/Rick Robey (23 pts, 13 rebs) vs. Southern Methodist, 11/26/77
Five players record double-doubles: Never

FIELD GOALS

Made 12 FG in a game: De'Aaron Fox (13) vs. UCLA, 3/24/17
Made 15 FG in a game: Malik Monk (18) vs. North Carolina, 12/17/16
Made 16 FG in a game: Malik Monk (18) vs. North Carolina, 12/17/16
Made 17 FG in a game: Malik Monk (18) vs. North Carolina, 12/17/16
Made 18 FG in a game: Malik Monk (18) vs. North Carolina, 12/17/16
Made 19 FG in a game: Dan Issel (19) vs. Alabama, 2/23/70
Made 20 FG in a game: Dan Issel (23) vs. Ole Miss, 2/7/70
Made 21 FG in a game: Dan Issel (23) vs. Ole Miss, 2/7/70
Made 22 FG in a game: Dan Issel (23) vs. Ole Miss, 2/7/70
Made 23 FG in a game: Dan Issel (23) vs. Ole Miss, 2/7/70
Attempted 17 FG in a game: De'Aaron Fox (20), Malik Monk (17) vs. UCLA, 3/24/17
Attempted 18 FG in a game: De'Aaron Fox (20) vs. UCLA, 3/24/17
Attempted 19 FG in a game: De'Aaron Fox (20) vs. UCLA, 3/24/17
Attempted 20 FG in a game: De'Aaron Fox (20) vs. UCLA, 3/24/17
Attempted 25 FG in a game: Malik Monk (28) vs. North Carolina, 12/17/16

3-POINTERS

Made 5 3-pointers in a game: Malik Monk (5) vs. Florida, 2/25/17
Made 6 3-pointers in a game: Malik Monk (7) vs. Georgia, 1/31/17

Made 7 3-pointers in a game: Malik Monk (7) vs. Georgia, 1/31/17
Made 8 3-pointers in a game: Malik Monk (8) vs. North Carolina, 12/17/16
Made 9 3-pointers in a game: Jodie Meeks (10) at Tennessee, 1/13/09
Made 10 3-pointers in a game: Jodie Meeks (10) at Tennessee, 1/13/09
Made 11 3-pointers in a game: Never
Attempted 10 3-pointers in a game: Malik Monk (11) vs. Georgia, 1/31/17
Attempted 15 3-pointers in a game: Jodie Meeks (15) at Tennessee, 1/13/09
Attempted 16 3-pointers in a game: Derrick Miller (16) vs. LSU 2/15/90
Attempted 17 3-pointers in a game: Derrick Miller (19) vs. Kansas 12/6/89
Attempted 18 3-pointers in a game: Derrick Miller (19) vs. Kansas 12/6/89
Attempted 19 3-pointers in a game: Derrick Miller (19) vs. Kansas 12/6/89
Made a 3-pointer in 10 straight games: Malik Monk (12), 1/21/17-2/28/17
Made a 3-pointer in 15 straight games: Jamal Murray (36), 11/13/15 - 3/19/16, Derek Willis (17), 1/12/16 - 3/17/16
Made a 3-pointer in 20 straight games: Jamal Murray (36), 11/13/15 - 3/19/16
Made a 3-pointer in 30 straight games: Jamal Murray (36), 11/13/15 - 3/19/16
Made two 3-pointers in 10 straight games: Jamal Murray (17), 1/23/16 - 3/17/16
Made three 3-pointers in 10 straight games: Gerald Fitch (20) 1/14/03 - 3/23/03
Made three 3-pointers in 15 straight games: Gerald Fitch (20) 1/14/03 - 3/23/03
Made three 3-pointers in 20 straight games: Gerald Fitch (20) 1/14/03 - 3/23/03
Made three 3-pointers in 25 straight games: Keith Bogans (29) 3/14/02 - 2/26/03

FREE THROWS

Made 8 FT in a game: De'Aaron Fox (13) vs. UCLA, 3/24/17
Made 9 FT in a game: De'Aaron Fox (13) vs. UCLA, 3/24/17
Made 10 FT in a game: De'Aaron Fox (13) vs. UCLA, 3/24/17
Made 11 FT in a game: De'Aaron Fox (13) vs. UCLA, 3/24/17
Made 12 FT in a game: De'Aaron Fox (13) vs. UCLA, 3/24/17
Made 13 FT in a game: De'Aaron Fox (13) vs. UCLA, 3/24/17
Made 14 FT in a game: Tyler Ulis (14) at Arkansas, 1/21/16
Made 15 FT in a game: Rodrick Rhodes (16) vs. Ole Miss 1/18/95
Made 16 FT in a game: Rodrick Rhodes (16) vs. Ole Miss 1/18/95
Made 17 FT in a game: Dwight Anderson (18) vs. Mississippi State 2/12/79
Made 18 FT in a game: Dwight Anderson (18) vs. Mississippi State 2/12/79
Attempted 10 FT in a game: De'Aaron Fox (15), vs. UCLA, 3/24/17
Attempted 15 FT in a game: De'Aaron Fox (15), vs. UCLA, 3/24/17
Attempted 20 FT in a game: Heshimu Evans (20) vs. Ole Miss 3/5/99

REBOUNDS

15 Rebs: Bam Adebayo (18) vs. Northern Kentucky, 3/17/17
16 Rebs: Bam Adebayo (18) vs. Northern Kentucky, 3/17/17
17 Rebs: Bam Adebayo (18) vs. Northern Kentucky, 3/17/17
18 Rebs: Bam Adebayo (18) vs. Northern Kentucky, 3/17/17
19 Rebs: Michael Kidd-Gilchrist (19) vs. Louisville, 12/31/11
20 Rebs: Jared Prickett (20) vs. Arkansas 2/9/94
25 Rebs: Mike Phillips (28) vs. Tennessee 1/10/76
30 Rebs: Cotton Nash (30) vs. Ole Miss 2/8/64
34 Rebs: Bob Burrow (34) vs. Temple 12/10/55
10+ Rebs in three consecutive games: Julius Randle (4) 3/21/14 - 3/30/14
10+ Rebs in four consecutive games: Julius Randle (4) 3/21/14 - 3/30/14
10+ Rebs in five consecutive games: Julius Randle (10) 2/12/14 - 3/15/14
10+ Rebs in six consecutive games: Julius Randle (10) 2/12/14 - 3/15/14
10+ Rebs in seven consecutive games: Julius Randle (10) 2/12/14 - 3/15/14
10+ rebs in eight consecutive games: Julius Randle (10) 2/12/14 - 3/15/14



THE LAST TIME ...

10+ rebs in nine consecutive games: Julius Randle (10) 2/12/14 - 3/15/14
10+ rebs in 10 consecutive games: Julius Randle (10) 2/12/14 - 3/15/14
Two players had 10 rebounds: Derek Willis (11) and Bam Adebayo (10) vs. Georgia, 3/10/17
Three players had 10 rebounds: Michael Kidd-Gilchrist (19), Terrence Jones (11), Anthony Davis (10) vs. Louisville, 12/31/11

ASSISTS

6 assists: Isaiah Briscoe (8) vs. North Carolina, 3/26/17
7 assists: Isaiah Briscoe (8) vs. North Carolina, 3/26/17
8 assists: Isaiah Briscoe (8) vs. North Carolina, 3/26/17
9 assists: Isaiah Briscoe (11) at Ole Miss, 12/29/16
10 assists: Isaiah Briscoe (11) at Ole Miss, 12/29/16
11 assists: Isaiah Briscoe (11) at Ole Miss, 12/29/16
12 assists: De'Aaron Fox (12) vs. Stephen F. Austin, 11/11/16
13 assists: Tyler Ulis (14) vs. LSU, 3/5/16
14 assists: Tyler Ulis (14) vs. LSU, 3/5/16
15 assists: John Wall (16) vs. Hartford, 12/29/09
16 assists: John Wall (16) vs. Hartford, 12/29/09
5+ assists in four consecutive games: De'Aaron Fox (6) 11/15/16 - 12/3/16
8+ assists in two consecutive games: De'Aaron Fox (2) 11/25/16 - 12/3/16

BLOCKS

4 blocks: Derek Willis (4) vs. Georgia, 3/10/17
5 blocks: Skal Labissiere (6) vs. Stony Brook, 3/17/16
6 blocks: Skal Labissiere (6) vs. Stony Brook, 3/17/16
7 blocks: Karl-Anthony Towns (7) vs. Vanderbilt, 1/20/15
8 blocks: Willie Cauley-Stein (9) vs. Boise State, 12/10/13
9 blocks: Willie Cauley-Stein (9) vs. Boise State, 12/10/13
10 blocks: Nerlens Noel (12) at Ole Miss, 1/29/13
11 blocks: Nerlens Noel (12) at Ole Miss, 1/29/13
12 blocks: Nerlens Noel (12) at Ole Miss, 1/29/13

STEALS

4 steals: Dominique Hawkins (4) vs. Arkansas, 3/12/17
5 steals: Malik Monk (5) vs. UCLA, 12/3/16
6 steals: Tyler Ulis (6) vs. Ole Miss, 1/2/16
7 steals: Rajon Rondo (8) vs. Mississippi State, 2/19/05
8 steals: Rajon Rondo (8) vs. Mississippi State, 2/19/05

MINUTES

Played every minute: Isaiah Briscoe (45) vs. Georgia, 1/31/17
Played 40+ minutes: Malik Monk (44), Isaiah Briscoe (45) vs. Georgia, 1/31/17
Played more than 50 minutes: Patrick Patterson (50) vs. Vanderbilt, 1/12/08

FOULS

Fouled out: Derek Willis vs. Georgia, 3/10/17
Two players fouled out: Isaiah Briscoe and Alex Poythress at Florida, 3/1/16
Three players fouled out: Skal Labissiere, Marcus Lee, Alex Poythress, Derek Willis at Kansas, 1/30/16
Four players fouled out: Skal Labissiere, Marcus Lee, Alex Poythress, Derek Willis at Kansas, 1/30/16
Technical foul: John Calipari vs. Vanderbilt, 2/28/17

TEAM

STARTS

Started four freshmen: Bam Adebayo, De'Aaron Fox, Wenyen Gabriel, Malik Monk vs. Florida, 2/25/17
Started five freshmen: Aaron Harrison, Andrew Harrison, Dakari Johnson, Julius Randle, James Young vs. Connecticut, 4/7/14

SCORING

Scored 90 or more points: 92 vs. LSU, 2/7/17 (W, 92-85)
Scored 90 or more points (SEC game): 92 vs. LSU, 2/7/17 (W, 92-85)
Scored 100 or more points: 100 vs. Texas A&M, 1/3/17 (W, 100-58)
Scored 100 or more points (SEC game): 100 vs. Texas A&M, 1/3/17 (W, 100-58)
Scored 110 or more points: 115 vs. Arizona State, 11/28/16 (W, 115-69)
Scored 110 or more points (SEC game): 110 vs. Auburn, 2/21/15 (W, 110-75)

Scored 120 or more points: 120 vs. Vanderbilt, 2/7/96 (W, 120-81)
Scored 120 or more points (SEC game): 120 vs. Vanderbilt, 2/7/96 (W, 120-81)
Scored 130 or more points: 143 vs. Georgia, 2/27/56 (W, 143-66)
Scored 140 or more points: 143 vs. Georgia, 2/27/56 (W, 143-66)
Scored 150 or more points: Never
Scored less than 50 points: 48 vs. Vanderbilt, 3/15/13 (L, 64-48)
Scored 100 points in two consecutive games: vs. Cleveland State (11/23/16), vs. UT Martin (11/25/16), vs. Arizona State (11/28/16)
Scored 100 points in three consecutive games: vs. Cleveland State (11/23/16), vs. UT Martin (11/25/16), vs. Arizona State (11/28/16)
Scored 100 points in consecutive SEC games: 2/27/56-3/3/56

OPPONENT SCORING

Allowed 90 or more points: 100 vs. North Carolina, 12/17/16 (W, 103-100)
Allowed 90 or more points (SEC game): 90 by Georgia, 3/4/09 (L, 90-85)
Allowed 100 or more points: 100 vs. North Carolina, 12/17/16 (W, 103-100)
Allowed 100 or more points (SEC game): 101 by Arkansas, 2/10/93 (L, 101-94)
Allowed less than 50 points: 48 vs. Michigan State, 11/15/16 (W, 69-48)
Allowed less than 50 points (SEC game): 48 vs. Georgia, 2/9/16 (W, 82-48)

SHOOTING PERCENTAGES

Shot 70% from the field: .722 vs. Mississippi St., 2/15/86
Shot 65% from the field: .677 vs. LIU Brooklyn, 11/23/12
Shot 30% or less from the field: .281 at Texas A&M (1/10/15)
Allowed 50% shooting: .527 vs. UCLA, 3/24/17
Allowed 60% shooting: .640 by Florida, 3/4/07
Allowed 20% or less shooting: .197 by Montana State, 11/23/14 (12-61)
Allowed 30% or less shooting: .263 by Stony Brook, 3/17/16 (20-76)
Held opponent to zero 3-pointers: at Auburn, 1/19/13 (0-15)

FREE THROWS

Shot 90% or better from FT line: 90.0 (9-10) vs. Wisconsin (4/4/15)
Shot 100% from FT Line: 11-11 vs. Florida, 2/7/12
Shot 50% or less from FT line: .435 (10-23) at Vanderbilt, 2/27/16
Attempted 40 FT: vs. Arkansas (40), 1/7/17
Attempted five or less FT: vs. South Carolina (4) 1/21/06
Made 30 FT: 30 vs. Auburn, 3/14/15 (30-35)

3-POINTERS

Hit 10 3-pointers: 10 vs. UCLA, 3/24/17 (10-23)
Hit 11 3-pointers: 11 vs. Tennessee, 2/14/17 (11-25)
Hit 12 3-pointers: 13 vs. Texas A&M, 1/3/17 (13-25)
Hit 13 3-pointers: 13 vs. Texas A&M, 1/3/17 (13-25)
Hit 14 3-pointers: 15 vs. Georgia, 3/1/12 (15-27)
Hit 15 3-pointers: 15 vs. Georgia, 3/1/12 (15-27)
Hit 16 3-pointers: 16 vs. UNC-Asheville, 12/23/96 (16-33)
Hit 17 3-pointers: 20 vs. LSU, 3/4/95 (20-35)
Hit 18 3-pointers: 20 vs. LSU, 3/4/95 (20-35)
Hit 19 3-pointers: 20 vs. LSU, 3/4/95 (20-35)
Hit 20 3-pointers: 20 vs. LSU, 3/4/95 (20-35)
Hit 21 3-pointers: 21 vs. North Carolina, 12/27/89 (21-48)
Hit 22 3-pointers: Never

SCORING MARGINS

Won game by 50 points or more: 58 vs. Montana State (W, 86-28) 11/23/14
Won game by 60 points or more: 62 vs. Vanderbilt (W, 106-44) 3/5/03
Won game by 70 points or more: 74 vs. Tennessee-Martin (W, 124-50) 11/26/94
Lost game by 30 points or more: 30 at Tennessee (L, 88-58) 2/16/13
Lost game by 40 points or more: 41 at Vanderbilt (L, 93-52) 2/12/08
Lost game by 50 points or more: 55 at Kansas (L, 150-95) 12/9/89
Lost game by 60 points or more: 70 vs. Central (L, 87-17) 1/28/1910

Lost game by 70 points or more: 70 vs. Central (L, 87-17) 1/28/1910
Game decided by one point: vs. Wisconsin, 4/5/14 (W, 74-73)
Game decided by two points: vs. North Carolina, 3/26/17 (L, 75-73)
Game decided by three points: vs. Wichita State, 3/19/17 (W, 65-62)
Two consecutive games decided by one point: vs. North Carolina (W, 73-72) 12/3/11 and at Indiana (L, 73-72) 12/10/11
Three consecutive games decided by one point: Never
Two consecutive games decided by two points: at Ole Miss (L, 71-69) 2/1/11 and Florida (L, 70-68) 2/5/11
Came back from 10-point deficit for win: W, 79-74 vs. Alabama (3/11/17); Trailed by 17 at 17-7 (13:29 in 1st)
Came back from 11-point deficit for win: W, 71-63 at Texas A&M (3/4/17); Trailed by 15 at 19-4 (12:09 in 1st)
Came back from 12-point deficit for win: W, 71-63 at Texas A&M (3/4/17); Trailed by 15 at 19-4 (12:09 in 1st)
Came back from 13-point deficit for win: W, 71-63 at Texas A&M (3/4/17); Trailed by 15 at 19-4 (12:09 in 1st)
Came back from 14-point deficit for win: W, 71-63 at Texas A&M (3/4/17); Trailed by 15 at 19-4 (12:09 in 1st)
Came back from 15-point deficit for win: W, 71-63 at Texas A&M (3/4/17); Trailed by 15 at 19-4 (12:09 in 1st)
Came back from 16-point deficit for win: W, 73-67 vs. Vanderbilt (2/28/17); Trailed by 19 at 25-6 (8:03 in 1st)
Came back from 17-point deficit for win: W, 73-67 vs. Vanderbilt (2/28/17); Trailed by 19 at 25-6 (8:03 in 1st)
Came back from 18-point deficit for win: W, 73-67 vs. Vanderbilt (2/28/17); Trailed by 19 at 25-6 (8:03 in 1st)
Came back from 19-point deficit for win: W, 73-67 vs. Vanderbilt (2/28/17); Trailed by 19 at 25-6 (8:03 in 1st)
Came back from 20-point deficit for win: W, 82-79 at Vanderbilt (2/22/97); Trailed by 22 at 40-18 (3:51 in 1st)
Came back from 30-point deficit for win: W, 99-95 at LSU (2/15/94); Trailed by 31 at 68-37 (15:34 in 2nd)
Came back from 31-point deficit for win: W, 99-95 at LSU (2/15/94); Trailed by 31 at 68-37 (15:34 in 2nd)

REBOUNDS

Pulled down 50 rebounds: 59 (20-39) vs. Arizona State, 11/28/16
Pulled down 55 rebounds: 59 (20-39) vs. Arizona State, 11/28/16
Pulled down 60 rebounds: 62 (19-43) vs. Morehead State, 12/16/96

OVERTIME GAMES

Played an overtime game: vs. Georgia, 1/31/17 (W, 90-81 OT)
Won an overtime game: vs. Georgia, 1/31/17 (W, 90-81 OT)
Played an SEC overtime game: vs. Georgia, 1/31/17 (W, 90-81 OT)
Won an SEC overtime game: vs. Georgia, 1/31/17 (W, 90-81 OT)
Lost an overtime game: at Texas A&M, 2/20/16 (L, 79-77 OT)
Lost an SEC overtime game: at Texas A&M, 2/20/16 (L, 79-77 OT)
Played an overtime game in SEC Tournament: vs. Texas A&M, 3/13/16 (W, 82-77 OT)
Won an overtime game in SEC Tournament: vs. Texas A&M, 3/13/16 (W, 82-77 OT)
Played two overtimes: at Texas A&M, 1/10/15 (W, 70-64 2ot)
Played three overtimes: vs. Temple 12/7/57 (W, 85-83)
Played four overtimes: Never played four overtime game
Played consecutive games that went to overtime: 1/6/15 vs. Ole Miss (W, 89-86) and 1/10/15 at Texas A&M (70-64)



RUPP ARENA

Year-by-Year Records

Season	W-L	Percentage
2017-18	0-0	.000
2016-17	15-2	.882
2015-16	17-0	1.000
2014-15	19-0	1.000
2013-14	16-2	.889
2012-13	16-2	.889
2011-12	18-0	1.000
2010-11	15-0	1.000
2009-10	18-0	1.000
2008-09	12-6	.667
2007-08	14-4	.778
2006-07	14-2	.875
2005-06	10-5	.667
2004-05	14-1	.933
2003-04	11-2	.846
2002-03	12-1	.923
2001-02	12-3	.800
2000-01	11-1	.917
1999-2000	14-0	1.000
1998-99	12-1	.923
1997-98	9-3	.750
1996-97	12-1	.923
1995-96	13-0	1.000
1994-95	12-1	.923
1993-94	13-1	.929
1992-93	16-0	1.000
1991-92	15-2	.882
1990-91	13-0	1.000
1989-90	13-2	.867
1988-89	8-6	.571
1987-88	14-2	.875
1986-87	13-2	.867
1985-86	18-0	1.000
1984-85	11-3	.786
1983-84	16-0	1.000
1982-83	14-1	.933
1981-82	15-1	.938
1980-81	15-0	1.000
1979-80	12-3	.800
1978-79	11-4	.733
1977-78	16-0	1.000
1976-77	12-2	.857
Total	561-66	.895

Top 10 All-Time Attendances

No.	Att.	Opp.	Date	Result
1.	24,479	Louisville	1/20/10	W, 71-62
2.	24,468	N. Carolina	12/5/09	W, 68-66
3.	24,465	Florida	2/10/07	L, 64-61
4.	24,459	Florida	2/4/03	W, 70-55
5.	24,432	Louisville	12/17/05	W, 73-61
6.	24,431	Florida	2/25/17	W, 76-66
7.	24,428	Florida	3/7/15	W, 67-50
8.	24,425	Florida	2/15/14	L, 69-59
9.	24,418	Kansas	1/28/17	L, 79-73
10.	24,416	Arkansas	2/28/15	W, 84-67

Top 10 Attendances of 17-18

No.	Att.	Opp.	Date	Result
1.	-			
2.	-			
3.	-			
4.	-			
5.	-			
6.	-			
7.	-			
8.	-			
9.	-			
10.	-			

Cats Rock at Rupp

UK has won 217 of its last 246 home games, including a 54-game winning streak in the venerable arena to begin the John Calipari era and a recent 42-game winning streak. All-time, the Wildcats are 561-66 (.895) in Rupp Arena.

Among the most notable marks of dominance in the nation's toughest venue to play include:

- The Wildcats are 302-40 (.883) in regular-season SEC games in the building
- Kentucky set a new program home record of 19 wins in 2014-15
- The Wildcats have gone undefeated at home in five of John Calipari's seven seasons, including 2014-15 and 2015-16
- Overall, UK has posted a perfect mark in 13 of Rupp Arena's 40 seasons

Cal Owns Longest Win Streaks in Rupp

With UK's 2011-12 season-opening victory over Marist, UK head coach John Calipari recorded his 34th consecutive win in Rupp Arena as UK's head coach. It broke former UK head coach Rick Pitino's longest streak of 33 games in the venue.

The winning streak reached as long as 54 games. Calipari didn't suffer his first loss in Rupp Arena until losing to Baylor in his fourth season. The 54-game run, however, was his longest career winning streak. He also had the second-longest streak in the arena as the Cats won 42 straight from March 4, 2014 to Nov. 25, 2016.

Pack the House

Kentucky has led the nation in average home attendance in 19 of the last 22 seasons entering this year, including a Rupp Arena record of 24,110 in John Calipari's first season (2009-10) as head coach.

- Kentucky averaged 23,461 fans during the 2016-17 season
- UK has averaged 23,000 or more fans in seven of Calipari's eight seasons

The Top-Ranked Team at Home

Kentucky has lost just three times at home as the Associated Press top-ranked team in the history of the program and just twice in Rupp Arena. Prior to the loss to UCLA by three on Dec. 3, the other two losses came by just one point.

The Wildcats are 53-2 all-time as the AP No. 1 team in Rupp Arena since its opening in 1976. The first loss was to Auburn, 53-52, on Jan. 9, 1988.

Coach Cal in Rupp Arena

It's been downright difficult to beat the Wildcats at Rupp Arena during the John Calipari era. UK is 134-6 (.957) at Rupp Arena under Calipari.

- UK is 18-3 (.857) vs. ranked opponents in Rupp in the Calipari era
- The Wildcats are 116-3 (.975) vs. unranked teams in Rupp under Calipari
- UK is 68-3 (.958) at home vs. nonconference foes under Calipari
- Calipari notched his 100th career win at Rupp Arena as UK's coach with the Wildcats' 110-75 rout of Auburn on Feb. 21, 2014. It took Calipari just 104 games to reach the century mark at home, the fastest of any UK coach

Cal Passes Hall for Rupp Record

With a 101-70 victory over Cleveland State on Nov. 23, 2016, John Calipari passed former UK head coach Joe B. Hall for wins in Rupp Arena history.

Calipari currently has 134 victories inside the historic venue. Hall won 122.

Rupp Arena Quick Facts

Year Opened:	1976
First Game:	Nov. 27, 1976
All-Time Record:	561-66 (.89.5)
Record Under Calipari:	134-6 (.95.7)
Capacity:	23,000
Record Crowd:	24,479 (1/20/10)
Longest Winning Streak:	54 (11/9/10-12/1/12)
Current Winning Streak:	5 (1/31/17 - Pres.)

2017-18 Opponent Breakdown

Thomas More College (Oct. 27)
First meeting in Rupp Arena

Morehead State (Oct. 30)
All-Time Games at Rupp Arena: Eight
UK record in Rupp vs. MSU: 8-0
Last Time in Rupp Arena: UK, 81-70 (11/21/12)

Centre College (Nov. 3)
First meeting in Rupp Arena

Utah Valley (Nov. 10)
First meeting in Rupp Arena

Vermont (Nov. 12)
First meeting in Rupp Arena

ETSU (Nov. 17)
All-Time Games at Rupp Arena: Three
UK record in Rupp vs. ETSU: 3-0
Last Time in Rupp Arena: UK, 88-65 (11/12/10)

Troy (Nov. 20)
First meeting in Rupp Arena

Fort Wayne (Nov. 22)
First meeting in Rupp Arena

UIC (Nov. 26)
First meeting in Rupp Arena

Harvard (Dec. 2)
First meeting in Rupp Arena

Virginia Tech (Dec. 16)
First meeting in Rupp Arena

Louisville (Dec. 29)
All-Time Games at Rupp Arena: 18
UK record in Rupp vs. UofL: 14-4
Last Time in Rupp Arena: UK, 75-73 (12/26/15)

Georgia (Dec. 31)
All-Time Games at Rupp Arena: 39
UK record in Rupp vs. UGA: 35-4
Last Time in Rupp Arena: UK, 90-81^{OT}(1/31/17)

Texas A&M (Jan. 9)
All-Time Games at Rupp Arena: Four
UK record in Rupp vs. TAMU: 2-2
Last Time in Rupp Arena: UK, 100-58 (1/3/17)

Florida (Jan. 20)
All-Time Games at Rupp Arena: 41
UK record in Rupp vs. UF: 34-7
Last Time in Rupp Arena: UK, 76-66 (2/25/17)

Mississippi State (Jan. 23)
All-Time Games at Rupp Arena: 28
UK record in Rupp vs. MSU: 26-2
Last Time in Rupp Arena: UK, 80-74 (1/12/16)

Vanderbilt (Jan. 30)
All-Time Games at Rupp Arena: 39
UK record in Rupp vs. VU: 37-2
Last Time in Rupp Arena: UK, 73-67 (2/28/17)

Tennessee (Feb. 6)
All-Time Games at Rupp Arena: 41
UK record in Rupp vs. UT: 37-4
Last Time in Rupp Arena: UK, 83-58 (2/14/17)

Alabama (Feb. 17)
All-Time Games at Rupp Arena: 30
UK record in Rupp vs. UA: 24-6
Last Time in Rupp Arena: UK, 78-53 (2/23/16)

Missouri (Feb. 24)
All-Time Games at Rupp Arena: Three
UK record in Rupp vs. Mizzou: 3-0
Last Time in Rupp Arena: UK, 88-54 (1/27/16)

Ole Miss (Feb. 28)
All-Time Games at Rupp Arena: 30
UK record in Rupp vs. OM: 29-2
Last Time in Rupp Arena: UK, 83-61 (1/2/16)



COACH CALIPARI

UK vs. AP Ranked Foes Under Cal

In John Calipari Era (2009-Present)

50-22

vs. No. 6 North Carolina (NCAA)	March 26, 2017	L, 75-73
vs. No. 8 UCLA (NCAA)	March 24, 2017	W, 86-75
vs. No. 19 Wichita St. (NCAA)	March 19, 2017	W, 65-62
vs. No. 13 Florida	Feb. 25, 2017	W, 76-66
at No. 24 Florida	Feb. 4, 2017	L, 88-66
vs. No. 2 Kansas	Jan. 28, 2017	L, 79-73
vs. No. 24 South Carolina	Jan. 21, 2017	W, 85-69
at No. 10 Louisville	Dec. 21, 2016	L, 73-70
vs. No. 7 North Carolina (Las Vegas)	Dec. 17, 2016	W, 103-100
vs. No. 11 UCLA	Dec. 3, 2016	L, 97-92
vs. No. 13 Michigan St. (New York)	Nov. 15, 2016	W, 69-48
vs. No. 14 Indiana	March 19, 2016	L, 73-67
vs. No. 17 Texas A&M (SECT)	March 13, 2016	W, 82-77
at No. 4 Kansas	Jan. 30, 2016	L, 90-84
vs. No. 16 Louisville	Dec. 27, 2015	W, 75-73
vs. No. 5 Duke (Chicago)	Nov. 17, 2015	W, 74-63
vs. No. 3 Wisconsin (NCAA)	April 4, 2015	L, 71-64
vs. No. 8 Notre Dame (NCAA)	March 28, 2015	W, 68-66
vs. No. 20 W. Virginia (NCAA)	March 26, 2015	W, 78-39
vs. No. 18 Arkansas (SECT)	March 15, 2015	W, 78-63
vs. No. 18 Arkansas	Feb. 28, 2015	W, 84-67
at No. 4 Louisville	Dec. 27, 2014	W, 58-50
vs. No. 21 North Carolina	Dec. 13, 2014	W, 84-70
vs. No. 6 Texas	Dec. 5, 2014	W, 73-51
vs. No. 5 Kansas (Indianapolis)	Nov. 18, 2014	W, 72-40
vs. No. 18 UConn (NCAA)	April 7, 2014	L, 60-54
vs. No. 12 Wisconsin (NCAA)	April 5, 2014	W, 74-73
vs. No. 7 Michigan (NCAA)	March 30, 2014	W, 75-72
vs. No. 5 Louisville (NCAA)	March 28, 2014	W, 74-69
vs. No. 2 Wichita St. (NCAA)	March 23, 2014	W, 78-76
vs. No. 1 Florida (SECT)	March 16, 2014	L, 61-60
at No. 1 Florida	March 8, 2014	L, 84-65
vs. No. 3 Florida	Feb. 15, 2014	L, 69-59
vs. No. 4 Louisville	Dec. 28, 2013	W, 73-66
at No. 18 North Carolina	Dec. 14, 2013	L, 82-77
vs. No. 20 Baylor (Dallas)	Dec. 6, 2013	L, 67-62
vs. No. 2 Michigan St. (Chicago)	Nov. 12, 2013	L, 78-74
vs. No. 11 Florida	March 9, 2013	W, 61-57
at No. 7 Florida	Feb. 12, 2013	L, 69-52
at No. 16 Ole Miss	Jan. 29, 2013	W, 87-74
at No. 4 Louisville	Dec. 29, 2012	L, 80-77
vs. No. 9 Duke (Atlanta)	Nov. 13, 2012	L, 75-68
vs. No. 17 Louisville (NCAA)	April 2, 2012	W, 67-59
vs. No. 9 Baylor (NCAA)	March 31, 2012	W, 69-61
vs. No. 16 Indiana (NCAA)	March 25, 2012	W, 82-70
vs. No. 22 Florida	March 23, 2012	W, 87-71
at No. 16 Florida	March 10, 2012	W, 74-71
vs. No. 8 Florida	March 4, 2012	W, 74-59
vs. No. 4 Louisville	Feb. 7, 2012	W, 78-58
vs. No. 5 North Carolina	Dec. 31, 2011	W, 69-62
vs. No. 12 Kansas (New York)	Dec. 3, 2011	W, 73-72
vs. No. 9 UConn (NCAA)	Nov. 15, 2011	W, 75-65
vs. No. 7 N. Carolina (NCAA)	April 2, 2011	L, 56-55
vs. No. 1 Ohio State (NCAA)	March 27, 2011	W, 76-69
vs. No. 22 W. Virginia (NCAA)	March 25, 2011	W, 62-60
vs. No. 12 Florida (SECT)	March 19, 2011	W, 71-63
vs. No. 21 Vanderbilt	March 13, 2011	W, 70-54
vs. No. 13 Florida	March 1, 2011	W, 68-66
at No. 21 Vanderbilt	Feb. 26, 2011	W, 76-68
at No. 22 Louisville	Feb. 12, 2011	L, 81-77
vs. No. 23 N. Dame (Louisville)	Dec. 31, 2010	W, 78-63
vs. No. 13 Washington (Maui)	Dec. 8, 2010	W, 72-58
vs. No. 6 W. Virginia (NCAA)	Nov. 23, 2010	W, 74-67
vs. No. 15 Tennessee (SECT)	March 27, 2010	L, 73-66
at No. 19 Tennessee	March 13, 2010	W, 74-45
at No. 17 Vanderbilt	Feb. 27, 2010	L, 74-65
vs. No. 12 Tennessee	Feb. 20, 2010	W, 58-56
vs. No. 25 Ole Miss	Feb. 13, 2010	W, 73-62
vs. No. 21 Vanderbilt	Feb. 2, 2010	W, 85-75
vs. No. 14 UConn (New York)	Jan. 30, 2010	W, 85-72
vs. No. 10 North Carolina	Dec. 9, 2009	W, 64-61
	Dec. 5, 2009	W, 68-66

Calipari's Record at UK vs:

vs. No. 1	1-2
vs. Top 3	2-6
vs. Top 5	9-8
vs. Top 10	19-14
vs. Top 15	30-16
vs. Top 20	39-20
vs. Top 25	50-22
Home	18-3
Away	5-9
Neutral	27-10
SEC Tourney	4-1
NCAA Tourney	15-6

Cal in Elite Company with Conference Championships

Kentucky men's basketball coach John Calipari added another first to his Hall of Fame career in 2017. When Kentucky clinched at least a share of the 2017 Southeastern Conference championship by beating Vanderbilt on Feb. 28, he made history as a head coach. Calipari is the first NCAA Division I coach to lead three different programs (UMass, Memphis, Kentucky) to five on-court regular-season league titles five different times. He won the Atlantic 10 at the helm of UMass in 1992, 93, 94, 95 and 96. Memphis claimed the Conference USA crown in 2004, 06, 07, 08 and 09. Kentucky has captured the SEC five times in 2010, 12, 15, 16 and 17.

Perhaps more impressive is that Calipari has 29 combined regular-season and tournament championships. That trails only Mark Few of Gonzaga (30 titles) among all active coaches. All-time, Calipari trails only the great Adolph Rupp (41), Dean Smith (30) and Few.

First-Ballot Hall of Famer

Kentucky men's basketball coach John Calipari joined basketball's fraternity of legends in September 2015 after being elected to the Naismith Memorial Basketball Hall of Fame on the first ballot.

Calipari joined an elite group of basketball players and coaches in the Naismith Hall of Fame, considered to be one of the ultimate honors in the sport.

The Class of 2015 included Calipari, Dick Bevetta, Wildcat Louie Dampier, Lindsay Gaze, Tom Heinsohn, John Isaacs, Spencer Haywood, Lisa Leslie, Dikembe Mutombo, George Raveling and Jojo White.

Calipari Wins 200th Career Game at UK in Record Time

With a thrilling 75-73 victory over rival Louisville on Dec. 26, 2015, John Calipari captured his 200th career win at Kentucky faster than any coach in UK history -- and nearly faster than anyone has ever done it at any school.

Calipari reached the 200-win plateau in his 240th career game at Kentucky. Rick Pitino, previously the fastest to 200 wins at UK prior to Calipari, didn't capture his 200th Wildcat win until his 249th game. The legendary Adolph Rupp reached 200 during his 250th game.

Not only did Calipari reach the 200-win mark in record pace at Kentucky, he also nearly set the all-time Division I mark. With the win over U of L, he became the second-fastest Division I men's basketball coach to reach 200 victories at a single school, behind only LIU-Brooklyn's Clair Bee, who achieved the feat in 231 games.

Calipari is one of just 11 head coaches in Division I men's basketball history with at least 200 victories at two different schools and just the fifth coach at Kentucky to reach the 200-win plateau.

He's currently the only coach in NCAA history with at least 189 victories at three different schools.

Here's a look at some of the more impressive numbers in Calipari's journey to 200 wins:

- UK beat Florida more than anyone else during the first 200 wins, defeating the Gators 11 times
- Likewise, Kentucky beat Louisville (eight times) more than any other nonconference opponent
- Calipari defeated 89 different Division I schools (25.4 percent) of current Division I schools) during the run
- A total of 176 wins came with UK ranked in the AP Top 25, and 66 of them were while UK was No. 1

Approaching 700 On-Court Victories

With a win over No. 5 Kansas on Nov. 18, 2014, John Calipari claimed his 600th on-court victory as a Division I head coach. He became the 13th active Division I coach to achieve the feat.

He enters the 2017-18 season needing just six more wins to get to 700. Only 38 coaches have ever reached 700 and only eight active coaches.

If Calipari were to win his first six games of the 2017-18 season, he would become the fourth-fastest coach to 700 on-court wins ever.

There's No Place Like Home

Since the 2000-01 season, John Calipari-coached teams have posted a 287-25 (.920) record at home. At UK, Coach Cal is 134-6 (.957) in Rupp Arena.

In five of Calipari's eight seasons at Kentucky, the Wildcats have posted an undefeated record at home, including a school-record 19-0 mark during the 2014-15 season.

Calipari owns both of UK's longest winning streaks in the arena. He began his career at UK with a 54-game winning streak at Rupp Arena. It was the longest winning streak since the arena opened in 1976. With a win over Georgia on Feb. 9, 2016, he secured the second-longest streak in the storied building at 34 games (which ended at 42).

Coach	Streak (Yrs)
1. John Calipari	54 (2010-13)
2. John Calipari	42 (2014-17)
3. Rick Pitino	33 (1992-94)
4. Joe B. Hall	30 (1981-82)
5. Rick Pitino	27 (1995-97)

Life on the Road Isn't So Bad Either

As good as John Calipari's team's have been at home, they're nearly as good in hostile environments on the road. Dating back to the 2005-06 season, Calipari has recorded an 88-37 (.704) record on the road.

Calipari at No. 1

John Calipari is one of just two coaches (Frank McGuire) to lead three programs to a No. 1 ranking. With UK's No. 1 ranking in 2016-17, Calipari has guided six of his last eight and seven of his last 10 teams to the No. 1 ranking (and the ninth time he's done it overall).

When Coach Cal's teams have been at the top, they've been difficult to knock off:

- Calipari is 110-12 (.902) as the top-ranked Associated Press Top 25 coach in the country
- He's 69-7 (.908) when his team is at the top of the AP Top 25 as UK's head coach
- Calipari tallied a 32-4 mark at UMass when the Minutemen were No. 1 and he was 9-1 at Memphis when he had the Tigers at the pinnacle of the rankings
- Calipari (110) trails only Duke's Mike Krzyzewski (192) in active coaches with victories as the No. 1 head coach
- Calipari has coached 122 career games as a No. 1 team, the fourth most in NCAA history, trailing John Wooden (228), Krzyzewski

AHEAD OF THE BARON OF THE BLUEGRASS

- Legendary coach Adolph Rupp won 876 career games while he was the coach of UK. He also led Kentucky to five NCAA titles during his 41-year tenure.
- John Calipari is ahead of the pace set by the legend as far as victories to begin his career at UK. Also, Calipari (.825) is ahead of Rupp (.822) in total UK career winning percentage.

Coach	Games	Record	Next Game (303rd Game)
John Calipari	302	249-53	Utah Valley (Nov. 10)
Adolph Rupp	302	243-59	def. Arkansas St. 75-6 (Jan. 8, 1945)
Tubby Smith	302	235-67	def. S. Carolina 79-66 (Feb. 18, 2006)
Joe B. Hall	302	228-77	def. Notre Dame 58-45 (Dec. 1, 1982)
Rick Pitino	270	220-50	End of UK coaching career at 270th game



COACH CALIPARI

UK vs. AP Ranked Foes Under Cal

Record as AP Top-Ranked Coach Since 2009-10

Coach	Schools	Records
1. John Calipari	Kentucky	69-7
2. Bill Self	Kansas	39-7
3. Mike Krzyzewski	Duke	28-5
4. Jay Wright	Villanova	16-4
5. Jim Boeheim	Syracuse	15-4
6. Tom Crean	Indiana	14-3
7. Thad Matta	Ohio State	13-2
8. Sean Miller	Arizona	12-1
9. Billy Donovan	Florida	11-1
10. Mark Few	Gonzaga	10-2

Record as AP Top-Ranked Coach Active

Coach	Schools	Records
1. Mike Krzyzewski	Duke	193-29
2. John Calipari	UK, Memphis, UMass	110-12
3. Roy Williams	UNC, Kansas	95-18
4. Bill Self	Kansas	41-8
5. Bruce Weber	Illinois	30-2
6. Jim Boeheim	Syracuse	24-5
7. Thad Matta	Ohio State	22-3
8. Bob Huggins	Cincinnati	20-4
9. Jay Wright	Villanova	16-4
10. Tom Crean	Indiana	14-3

through games on April 3, 2017

(233) and Adolph Rupp (131)

- Among coaches who have owned a No. 1 ranking in at least 119 games, Calipari's winning percentage of .902 trails only Wooden (.952) and is ahead of active coach Krzyzewski (.870)

Calipari Unrivaled in Conference

John Calipari has won 15 league regular-season championships (including the 2010, 2012, 2015, 2016 and 2017 SEC championships) eight more than the next-closest coach in the SEC (Ben Howland has seven conference titles). With a 2017 SEC Tournament championship -- Calipari's third straight and fifth at UK -- he now owns 14 conference tournament titles, nine more than his closest competitor (Howland).

Calipari's 29 combined championships (regular season and tournament) is just one shy of Mark Few (30) of Gonzaga for the most among all active coaches. All-time, Calipari trails only the great Adolph Rupp (41), Dean Smith (30) and Few.

He's tallied a 319-93 (.774) all-time record within conference play as a head coach and owns a 111-27 (.804) record since joining the SEC.

30 is the new 20

With a road win at Alabama on Feb. 11, John Calipari notched his 23rd consecutive season of 20 or more on-court wins as a collegiate head coach. He leads all active coaches with that streak, ahead of Mike Krzyzewski (21), Bill Self (19) and Jim Boeheim (17).

With a first-round win over Northern Kentucky in the 2017 NCAA Tournament, Calipari and the Cats clinched a 30-win season for the fourth time in his eight seasons as head coach. Calipari currently now has 10 seasons with 30 or more on-court wins. Only Krzyzewski (13) and Roy Williams (11) have more 30-win seasons as an active head coach. Calipari is the first coach in NCAA Division I history to record five straight on-court 30-win seasons, notching 30 wins in consecutive seasons from 2005-06 to 2009-10.

The Success Rate

John Calipari has graduated 100 percent of the players (17 of 17) who have been eligible to receive their diploma by the end of their senior years and exhausted their athletic eligibility. Of that group, Patrick Patterson, Jarrod Polson and Alex Poythress completed their degrees in three years.

In the NCAA's Academic Progress Rate, which measures eligibility, retention and graduation, UK has posted a single-year Academic Progress Rate of 977 or higher in every season under Calipari, including a perfect 1,000 in the last four single-year reports. Kentucky's four-year composite score in the most recent report, which was released in May, was a 1,000, earning the team an NCAA academic award for the third year in a row for finishing in the top 10 percent of Division I men's basketball programs.

Under Calipari, the Wildcats routinely post a 3.0 grade-point average or better.

Dream Maker

As someone who prides himself on helping young men reach their dreams, Coach Cal has helped 42 players get selected in the NBA Draft during his college coaching career, including 31 over his first eight seasons at Kentucky, which is more than any other coach.

- Four No. 1 overall selections (Derrick Rose, John Wall, Anthony Davis and Karl-Anthony Towns) during the nine drafts from 2008 to 2016. No other coach has more than two No. 1 picks
- In 2010, five of his UK players were selected in the first round for the first time in NBA history
- His six players in the 2012 and 2015 NBA drafts are the most in the two-round era
- Churned out 31 NBA Draft picks, 24 first-rounders, three No. 1 overall selections, seven top-five picks and 17 lottery picks at

All-Time Calipari Draft Picks

Player (School)	Round	Year (Overall)
Bam Adebayo (UK)	First	2017 (14)
Eric Bledsoe (UK)	First	2010 (18)
Devin Booker (UK)	First	2015 (13)
Antonio Burks (MEM)	Second	2004 (36)
Marcus Camby (UMASS)	First	1996 (2)
Rodney Carney (MEM)	First	2006 (16)
DeMarcus Cousins (UK)	First	2010 (5)
Willie Cauley-Stein (UK)	First	2015 (6)
Anthony Davis (UK)	First	2012 (1)
Joey Dorsey (MEM)	Second	2008 (33)
C. Douglas-Roberts (MEM)	Second	2008 (40)
Robert Dozier (MEM)	Second	2009 (60)
Tyrece Evans (MEM)	First	2009 (4)
De'Aaron Fox (UK)	First	2017 (5)
Archie Goodwin (UK)	First	2013 (29)
Josh Harrellson (UK)	Second	2011 (45)
Andrew Harrison (UK)	Second	2015 (44)
Dakari Johnson (UK)	Second	2015 (48)
Terrence Jones (UK)	First	2012 (18)
Enes Kanter (UK)	First	2011 (3)
Michael Kidd-Gilchrist	First	2012 (2)
Brandon Knight (UK)	First	2011 (8)
Skal Labissiere (UK)	First	2016 (28)
Doron Lamb (UK)	Second	2012 (42)
DeAndre Liggins (UK)	Second	2011 (53)
Trey Lyles (UK)	First	2015 (12)
Darius Miller (UK)	Second	2012 (46)
Malik Monk (UK)	First	2017 (11)
Jamal Murray (UK)	First	2016 (7)
Nerlens Noel (UK)	First	2013 (6)
Daniel Orton (UK)	First	2010 (29)
Patrick Patterson (UK)	First	2010 (14)
Julius Randle (UK)	First	2014 (7)
Lou Roe (UMass)	Second	1995 (30)
Derrick Rose (MEM)	First	2008 (1)
Marquis Teague (UK)	First	2012 (29)
Karl-Anthony Towns (UK)	First	2015 (1)
Tyler Ulis (UK)	Second	2016 (34)
Dajuan Wagner (MEM)	First	2002 (6)
John Wall (UK)	First	2010 (1)
Shawne Williams (MEM)	First	2006 (17)
James Young (UK)	First	2014 (17)

UK Collegiate Awards Under Calipari

All-America Honors	All-SEC	NCAA Regional Tournament
DeMarcus Cousins (2010)	D. Cousins (2010) 1st (Coaches/AP)	DeMarcus Cousins 2010
AP (1), NABC (2), USBWA (2), SN (2)	P. Patterson (2010) 1st (Coaches/2nd AP)	John Wall 2010
John Wall (2010)	John Wall (2010) 1st (Coaches/AP)	Josh Harrellson 2011
AP (1), NABC (2), USBWA (2), SN (2)	T. Jones (2011) 1st (Coaches/AP)	B. Knight (MVP) 2011
Anthony Davis (2012)	B. Knight (2011) 1st (Coaches/2nd AP)	DeAndre Liggins 2011
AP (1), NABC (2), USBWA (2), SN (2)	Anthony Davis (2012) 1st (Coaches/AP)	M. Kidd-Gilchrist (MVP) 2012
Michael Kidd-Gilchrist (2012)	M. Kidd-Gilchrist (2012) 1st (Coaches/AP)	Anthony Davis 2012
AP (3), USBWA (2), NABC (3), SN (2)	T. Jones (2012) 2nd (Coaches/AP)	Doron Lamb 2012
Julius Randle (2014)	Doron Lamb (2012) 2nd (Coaches)	Aaron Harrison 2014
NABC (3)	Nerlens Noel (2013) 1st (Coaches/AP)	Marcus Lee 2014
Willie Cauley-Stein (2015)	Julius Randle (2014) 1st (Coaches/AP)	Julius Randle (MVP) 2014
NABC (1), USBWA (1), SN (1)	James Young (2014) 2nd (Coaches)	Willie Cauley-Stein 2015
Karl-Anthony Towns (2015) SN (3)	Devin Booker (2015) 2nd (Coaches)	Andrew Harrison 2015
Tyler Ulis (2016)	W. Cauley-Stein (2015) 1st (Coaches/AP)	K. Towns (MVP) 2015
AP (1), SN (1), USBWA (2), NABC (2)	Aa. Harrison (2015) 2nd (Coaches/AP)	De'Aaron Fox 2017
Malik Monk (2017)	K. Towns (2015) 1st (Coaches/AP)	Isaac Humphries 2017
SN (2), USBWA (2), NABC (2), AP (2)	Tyler Ulis (2016) 1st (Coaches/AP)	
SEC Player of the Year	Jamal Murray (2016) 1st (Coaches/AP)	
John Wall 2010 (Coaches/AP)	Malik Monk (2017) 1st (Coaches/AP)	
Anthony Davis 2012 (Coaches/AP)	De'Aaron Fox (2017) 1st (Coaches/AP)	
Michael Kidd-Gilchrist 2012 (Coaches/AP)	Bam Adebayo (2017) 2nd (Coaches/AP)	
Malik Monk 2017 (AP)		
SEC Defensive Player of the Year		
Anthony Davis 2012 (Coaches)		
Nerlens Noel 2013 (Coaches)		
Willie Cauley-Stein 2015 (Coaches)		
Tyler Ulis 2016 (Coaches)		
SEC Freshman (Coaches)/Newcomer (AP) of the Year		
DeMarcus Cousins 2010 (Coaches)		
John Wall 2010 (AP)		
Terrence Jones 2011 (Coaches/AP)		
Anthony Davis 2012 (Coaches/AP)		
Nerlens Noel 2013 (Coaches/AP)		
Julius Randle 2014 (Coaches/AP)		
Karl-Anthony Towns 2015 (Coaches/AP)		
Malik Monk 2017 (Coaches/AP)		
SEC Sixth Man of the Year		
Darius Miller 2012 (Coaches)		
Kyle Wiltjer 2013 (Coaches)		
Devin Booker 2015 (Coaches)		
CoSIDA Academic All-America		
Alex Poythress (2nd) 2016		
All-SEC Defensive Team		
Patrick Patterson 2010		
DeAndre Liggins 2011		
Anthony Davis 2012		
Michael Kidd-Gilchrist 2012		
Nerlens Noel 2013		
Willie Cauley-Stein 2013		
Willie Cauley-Stein 2015		
Tyler Ulis 2016		
Coaches' All-SEC Freshman Team		
Eric Bledsoe 2010		
DeMarcus Cousins 2010		
John Wall 2010		
Brandon Knight 2011		
Terrence Jones 2011		
Doron Lamb 2011		
Anthony Davis 2012		
Michael Kidd-Gilchrist 2012		
Willie Cauley-Stein 2013		
Archie Goodwin 2013		
Nerlens Noel 2013		
Alex Poythress 2013		
Julius Randle 2014		
James Young 2014		
Devin Booker 2015		
Trey Lyles 2015		
Karl-Anthony Towns 2015		
Tyler Ulis 2015		
Jamal Murray 2016		
Malik Monk 2017		
De'Aaron Fox 2017		
Bam Adebayo 2017		
SEC All-Tournament Team		
John Wall 2010		
Eric Bledsoe 2010		
DeMarcus Cousins 2010		
Darius Miller 2011		
Brandon Knight 2011		
Josh Harrellson 2011		
Anthony Davis 2012		
Terrence Jones 2012		
Aaron Harrison 2014		
Julius Randle 2014		
Willie Cauley-Stein 2015		
Aaron Harrison 2015		
Andrew Harrison 2015		
Jamal Murray 2016		
Tyler Ulis 2016		
Bam Adebayo 2017		
De'Aaron Fox 2017		
Dominique Hawkins 2017		
SEC Tournament MVP		
John Wall 2010		
Darius Miller 2011		
Willie Cauley-Stein 2015		
Tyler Ulis 2016		
De'Aaron Fox 2017		
NCAA Final Four Team		
Anthony Davis (MVP) 2012		
Michael Kidd-Gilchrist 2012		
Doron Lamb 2012		
Julius Randle 2014		
James Young 2014		



COACH CALIPARI

Kentucky

- Of the 49 players who have finished their college careers at Kentucky under Calipari, 31 have been selected in the NBA Draft (63.3 percent)
- Of the 21 players at UK who have declared for the NBA Draft after their freshman seasons, all 21 have been first-round picks. He is 25 for 25 in that regard when including his players from Memphis
- Dating back to the 2008 draft, 36 players under Coach Cal have been taken in the NBA Draft, including 26 first-rounders
- Only coach to produce the top two picks in the same draft (2012 - Anthony Davis and Michael Kidd-Gilchrist)
- Produced a top-10 pick in 10 straight drafts since 2008. No other school has had a first-rounder in each of the last nine drafts

Developing Talent

John Calipari hasn't just signed the best talent in the country while he's been at Kentucky; he's been the best at developing that talent and getting it ready for the next level.

Of the 27 top-25 players Kentucky has signed and have completed their college eligibility, 24 were drafted and 21 were selected in the first round. Those draft numbers don't include Wenyen Gabriel, Sacha Killeya-Jones, transfers or the 2017 class, all of whom are still in school.

But that's only half the story. Calipari's players don't just make it to the pros; they're better prepared than anyone else. The proof is in the numbers.

Over the course of his career, Calipari's more than 45 NBA pros have nearly \$1.5 billion in NBA contracts alone, which doesn't include endorsement deals and overseas contracts. Of his UK players in the NBA, they've earned more than \$1 billion in guaranteed contracts.

Double-Digit Win Streaks

Kentucky's 38-game winning streak in 2014-15 was historic, but it wasn't completely out of the norm for John Calipari. With UK's 14-game winning streak at the end of the 2016-17 season, Calipari has 18 streaks in his career where his teams have won 10 or more consecutive games during the season.

They've won 15 or more straight games nine times, 20 or more six times, 25 or more five times, and 30 or more one time. Kentucky 14-game winning streak before its season-ending loss last season was its longest since the 38-game winning streak in 2014-15.

- 38 Kentucky, 2014-15
- 27 Memphis, 2008-09
- 26 Memphis, 2007-08
- 26 UMass, 1995-96
- 25 Memphis, 2006-07
- 24 Kentucky, 2011-12
- 19 Kentucky, 2009-10
- 16 UMass, 1994-95
- 15 Memphis, 2005-06
- 14 Kentucky, 2016-17
- 14 UMass, 1991-92
- 12 Memphis, 2007-08
- 12 Memphis, 2002-03
- 12 UMass, 1992-93
- 11 Memphis, 2003-04
- 10 Memphis, 2001-02
- 10 UMass, 1993-94
- 10 Kentucky, 2010-11

Calipari Knows Defense

John Calipari's 2014-15 Kentucky Wildcat team was heralded as one of the best defensive teams ever. However, defense has always been a staple of Calipari-coached teams. Dating back to complete NCAA records beginning in 2001-02, Calipari's teams have been among national leaders in several critical defensive categories.

Year	FG % Def.	Rebound Margin	Scoring Margin	Blocks
2001-02 (UM)	13th (39.5)	11th (+6.6)	15th (+11.2)	54th (4.4)
2002-03 (UM)	28th (40.6)	44th (+4.1)	32nd (+8.0)	26th (5.1)
2003-04 (UM)	34th (40.5)	58th (+3.4)	48th (+7.1)	20th (5.0)
2004-05 (UM)	4th (38.4)	75th (+2.9)	62nd (+5.9)	13th (5.4)
2005-06 (UM)	2nd (38.0)	9th (+6.7)	5th (+14.6)	8th (6.4)
2006-07 (UM)	12th (39.0)	28th (+5.3)	5th (+5.8)	12th (5.9)
2007-08 (UM)	12th (39.1)	16th (+6.2)	2nd (+18.0)	8th (6.1)
2008-09 (UM)	1st (37.1)	19th (+6.1)	2nd (+16.3)	7th (6.0)
2009-10 (UK)	3rd (37.8)	4th (+8.1)	6th (+14.3)	4th (7.2)
2010-11 (UK)	15th (39.4)	60th (+3.6)	13th (+11.4)	3rd (6.3)
2011-12 (UK)	1st (37.4)	12th (+6.8)	1st (+16.8)	1st (8.6)
2012-13 (UK)	30th (39.2)	48th (+4.3)	48th (+8.2)	3rd (6.6)
2013-14 (UK)	59th (41.1)	2nd (+9.4)	43rd (+8.2)	13th (5.9)
2014-15 (UK)	1st (35.4)	15th (+6.8)	1st (+20.1)	2nd (6.9)
2015-16 (UK)	24th (39.7)	39th (+5.2)	17th (+11.4)	6th (5.8)
2016-17 (UK)	98th (42.4)	39th (+4.7)	9th (+13.4)	15th (5.3)

Former Players' NBA Awards

NBA Player of the Year	John Wall (3rd)	2017	Tyreke Evans (1st)	2010	John Wall	2016
Derrick Rose	2011	D. Cousins (2nd)	2016	Derrick Rose (1st)	2010	DeMarcus Cousins
		Anthony Davis (1st)	2015	Marcus Camby (1st)	1997	Anthony Davis
NBA Rookie of the Year		D.Cousins (2nd)	2015			John Wall
Karl-Anthony Towns	2016	Derrick Rose (1st)	2012	All-NBA Defensive Team		Anthony Davis
Tyreke Evans	2010	Derrick Rose (1st)	2011	Anthony Davis (2nd)	2017	John Wall
Derrick Rose	2009			Anthony Davis (2nd)	2015	Derrick Rose
		All-NBA Rookie Team		John Wall (2nd)	2015	Derrick Rose
NBA Defensive Player of the Year		Jamal Murray (2nd)	2017	Marcus Camby (1st)	2008	Derrick Rose
		K.Towns (1st)	2016	Marcus Camby (1st)	2007	
Marcus Camby	2007	Devin Booker (1st)	2016	Marcus Camby (2nd)	2006	NBA All-Star Game MVP
		W.Cauley-Stein (2nd)	2016	Marcus Camby (2nd)	2005	Anthony Davis
NBA Cares Community Assist Award		Nerlens Noel (1st)	2015			
		Anthony Davis (1st)	2013	NBA All-Star Team		NBA Rising Stars Challenge MVP
DeMarcus Cousins	2017	M. Kidd-Gilchrist (2nd)	2013	D. Cousins	2017	Jamal Murray
John Wall	2016	Brandon Knight (1st)	2012	Anthony Davis	2017	John Wall
		D. Cousins (1st)	2011	John Wall	2017	John Wall
All-NBA Team		John Wall (1st)	2011	DeMarcus Cousins	2016	Tyreke Evans
Anthony Davis (1st)	2017	Eric Bledsoe (2nd)	2011	Anthony Davis	2016	

Recruiting Trail

The Wildcats have signed more top-25 players under John Calipari's leadership than any other school. Nearly a quarter of all Rivals' top-10 prospects nationally over the past nine classes have signed with Coach Cal and the Cats.

PLAYER (YEAR)	ESPN	RIVALS	SCOUT	MCD	JB
Jemarl Baker ('17)	66	82	80		
Hamidou Diallo ('17)	11~	10~	10~		
Shai Gilgeous-Alexander ('17)	35	34	41		
Quade Green ('17)	24	22	24	Y	Y
Kevin Knox ('17)	10	10	10	Y	Y
Nick Richards ('17)	17	17	17	Y	Y
Jarred Vanderbilt ('17)	19	14	12	Y	Y
PJ Washington ('17)	12	15	15	Y	Y
Bam Adebayo ('16)	5	7	11	Y	Y
Brad Calipari ('16)	NR	NR	NR		
De'Aaron Fox ('16)	6	6	6	Y	Y
Wenyen Gabriel ('16)	14	13	12		Y
Sacha Killeya-Jones ('16)	24	24	27	Y	
Malik Monk ('16)	9	9	13	Y	Y
Tai Wynyard ('16)	NR	NR	NR		
Isaiah Briscoe ('15)	13	9	15	Y	Y
Isaac Humphries ('15)	49*	35*	50		
Skal Labissiere ('15)	11	4	3		Y
Charles Matthews ('15)	47	57	62	Y	
Jamal Murray ('15)	NA^	9	12		
Devin Booker ('14)	18	30	31	Y	Y
Trey Lyles ('14)	7	8	8	Y	Y
Karl-Anthony Towns ('14)	6	11	11	Y	Y
Tyler Ulis ('14)	33	33	29	Y	Y
Aaron Harrison ('13)	9	7	6	Y	Y
Andrew Harrison ('13)	5	5	5	Y	Y
Dominique Hawkins ('13)	NR	NR	NR		
Dakari Johnson ('13)	7	9	17	Y	Y
Marcus Lee ('13)	25	19	24	Y	Y
Julius Randle ('13)	3	2	2	Y	Y
James Young ('13)	8	11	11	Y	Y
Derek Willis ('13)	NR	115	NR		
Archie Goodwin ('12)	15	14	14	Y	Y
Willie Cauley-Stein ('12)	40	40	48		
Julius Mays ('12)	NA#	NA#	NA#		
Nerlens Noel ('12)	1	2	1		Y
Alex Poythress ('12)	13	8	7	Y	Y
Twany Beckham ('11)	NA#	NA#	NA#		
Anthony Davis ('11)	1	2	1	Y	Y
Ryan Harrow ('11)	NA#	NA#	NA#		
M. Kidd-Gilchrist ('11)	4	3	6	Y	Y
Marquis Teague ('11)	8	5	8	Y	Y
Kyle Wiltjer ('11)	19	22	24	Y	Y
Terrence Jones ('10)	9	13	8	Y	Y
Enes Kanter ('10)	25	3	3		
Brandon Knight ('10)	4	6	6	Y	Y
Doron Lamb ('10)	29	21	28	Y	Y
Jarrold Polson ('10)	NA@	NA@	NA@		
Stacey Poole, Jr. ('10)	51	33	67		
Eloy Vargas ('10)	NA	NA	NA		
Eric Bledsoe ('09)	NR	23	37		
DeMarcus Cousins ('09)	4	2	3	Y	Y
Darnell Dodson ('09)	NA#	NA#	NA#		
Jon Hood ('09)	92	40	46		
Daniel Orton ('09)	13	22	17		Y
John Wall ('09)	5	1	2		Y

Top-10 Players	19	22	18
Top-15 Players	26	29	28
Top-25 Players	35	37	33
Top-50 Players	41	44	43

McDonald's All-Americans	30
Jordan Brand Classic All-Americans	35

~ - final ranking in the 2017 class before early enrollment

* - ranking according to the 2016 class

^ - reclassified after final rankings were released

- transfer

@ - joined team as walk-on



COACH CALIPARI

A “players-first” coach with a penchant for helping people reach their dreams, John Calipari, a Naismith Memorial Basketball Hall of Famer, has guided six teams to the Final Four, led one to a national championship and helped 42 players get selected in the NBA Draft during his 25-year college coaching career.

Calipari guided Kentucky to its eighth national championship and his first national title in 2012. In becoming only the second coach in NCAA history to lead three different schools to the Final Four, he has racked up more than 600 victories, 18 NCAA Tournament appearances, six Final Fours and numerous national coach of the year honors.

In 2015, Coach Cal led college basketball’s first ever 38-0 team, and became one of just three coaches to make four Final Fours in a five-year span. At the end of the season, Calipari became the 96th coach to join the Naismith Memorial Basketball Hall of Fame.

While building a program out of obscurity at Massachusetts, laying the foundation at Memphis and restoring luster at the sport’s greatest program at Kentucky, he has totaled the second-most wins in NCAA history in the first 20 years of a college coaching career.

Quite honestly, though, Calipari’s on-court success overshadows a much more significant picture.

In his goal to lead a players-first program, he has helped 42 players realize their dreams and guide them to NBA Draft selections, including a record five first-round draft picks in 2010. Two years later, six Wildcats heard their names called at the 2012 draft, the most in the two-round draft era. UK, with Calipari’s help, would tie those six picks again in 2015, including a record-tying four lottery selections. His four No. 1 overall picks are twice as many as any other coach, and he’s had 31 players drafted during his first eight years at Kentucky, including 24 first-round picks.

Calipari’s players have entered the league NBA-ready. He’s coached an MVP, four All-NBA players, three Rookie of the Year winners, and 10 players from Calipari’s first six teams at Kentucky have made the NBA All-Rookie teams.

Much like he did at UMass, where his players graduated at nearly 80 percent, Calipari has stressed academics. Fifteen of his last 18 seniors at Memphis earned their bachelor’s degrees, and all 17 players at UK who were eligible to graduate by the end of their senior years walked away with a diploma in hand, including three players who earned their degree in just three years. Calipari’s teams routinely have posted a combined team grade-point averages of 3.0 or better.

His foundation, The Calipari Foundation, has raised millions of dollars to help the lives of those in need in the Commonwealth and across the country. In 2010, he used a telethon to raise more than \$1 million for victims of the devastating earthquake in Haiti. He organized another one in 2012 for victims of Superstorm Sandy and another one in 2017 for victims of Hurricane Harvey.

In 2013, Calipari came up with the idea of hosting an annual alumni weekend around his basketball fantasy experience with the intent to raise money for charity. After generating \$350,000 for selected organizations and charities during the inaugural game, the weekend (the game and the fantasy experience) has generated more than \$1 million for charity every year since, including in 2014 without the funds from an alumni game and 2016 with a celebrity softball game in place of the traditional basketball game.

In 2017, Coach Cal was named the head coach of the 2017 USA Basketball Men’s U19 World Cup Team, which finished third at the 2017 FIBA U19 World Cup in Cairo.

Author of five books, including the New York Times Best Seller “Players First: Coaching from the Inside Out,” Calipari is a master of communication and maximizing talent. He lives by the motto that “it’s never a matter of how far you have fallen, but instead it’s about how high you bounce back.”

BIOGRAPHICAL INFORMATION

Date of Birth: Feb. 10, 1959 | **Wife:** Ellen
Children: Erin, Megan, Brad

Education

Clarion State (1982)

Head Coaching Experience

University of Massachusetts (1989-96)

New Jersey Nets (NBA) (1997-99)

University of Memphis (2001-09)

University of Kentucky (2010-present)

COACHING AWARDS

- 2015 Naismith Memorial Basketball Hall of Fame Inductee
- 2015 AP National Coach of the Year
- 2015 Naismith National Coach of the Year
- 2015 NABC National Coach of the Year
- 2015 The Sporting News National Coach of the Year
- 2015 Adolph Rupp National Coach of the Year
- 2015 SEC Coach of the Year (AP/Coaches)
- 2015 USBWA District IV Coach of the Year
- 2012 Nell & John Wooden Coach of the Year Leadership Award
- 2012 Naismith National Coach of the Year Finalist
- 2012 SEC Coach of the Year (AP/Coaches)
- 2010 Adolph Rupp National Coach of the Year
- 2010 Naismith National Coach of the Year Finalist
- 2010 SEC Coach of the Year (AP)
- 2010 *Sporting News* SEC Coach of the Year
- 2010 Yahoo! Sports SEC Coach of the Year
- 2010 USBWA District IV Coach of the Year
- 2009 NABC National Co-Coach of the Year
- 2009 *Sports Illustrated* National Coach of the Year
- 2009 Phelan National Coach of the Year
- 2009 Iba National Coach of the Year Finalist
- 2009 C-USA Coach of the Year
- 2008 Naismith National Coach of the Year
- 2008 C-USA Coach of the Year
- 2008 Iba National Coach of the Year Finalist
- 2008 Phelan National Coach of the Year Finalist
- 2007 Phelan National Coach of the Year Finalist
- 2007 USBWA District IV Coach of the Year
- 2007 *Basketball Times* South Region Coach of the Year
- 2006 C-USA Coach of the Year
- 2004 NABC District 7 Coach of the Year
- 1996 Naismith National Coach of the Year
- 1996 NABC National Coach of the Year
- 1996 *The Sporting News* National Coach of the Year
- 1996 Atlantic 10 Coach of the Year
- 1995 Naismith National Coach of the Year Finalist
- 1994 Naismith National Coach of the Year Finalist
- 1994 Atlantic 10 Coach of the Year
- 1993 USBWA District I Coach of the Year
- 1993 Atlantic 10 Coach of the Year
- 1992 Eastern Basketball Coach of the Year



COACH CALIPARI

NCAA DIVISION I ACTIVE WINNINGEST COACHES

(On-Court By Percentage - Min. 10 yrs. at Division I level)

NO.	COACH/TEAM	YRS.	PCT.
1.	Mark Few/Gonzaga	18	.817
2.	Roy Williams/UNC	29	.791
3.	John Calipari/Kentucky	25	.782
4.	Mike Krzyzewski/Duke	42	.764
5.	Bill Self/Kansas	24	.763

*numbers going into the 2017-18 season

SINCE 2005-06 ...

Since the 2005-06 season, John Calipari's on-court record ranks him as the winningest coach. Totals through April 4, 2017.

COACH	RECORD
1. John Calipari	386-67
2. Bill Self	369-71
3. Mike Krzyzewski	350-84
4. Roy Williams	346-100
5. Mark Few	344-76

MISCELLANEOUS ON-COURT RECORDS

Overall On-Court Record:694-193 (.782)
 March/April Record:152-42 (.784)
 NCAA Record:51-17 (.750)
 Record in Conference Games:319-93 (.774)
 Record in Conference Tournament:53-12 (.815)

- Calipari owns the most single-season wins with 38, tying his own record (Memphis in '08 and UK in '12) in 2016 with 38 wins
- Calipari is one of two coaches (Roy Williams) in NCAA Division I history to have 400 or more wins in the first 16 years as a head coach. Calipari had 416 wins in his first 16 years
- Calipari is the winningest coach in NCAA Division I history for a five-year span with 173 victories (2008-12)
- Calipari is the first coach in NCAA Division I history to record five straight on-court 30-win seasons. Memphis hit the 30-win plateau from 2006-09
- Calipari is one of only two coaches (Rick Pitino) to lead three different schools to a Final Four
- Calipari is one of only three coaches (John Wooden, Mike Krzyzewski) to go to four Final Fours in five seasons
- Calipari started with a 54-0 record in Rupp Arena as head coach of the Wildcats
- Calipari has 31 players that have been chosen in the NBA Draft (24 first-round picks) over the last eight seasons
- Calipari has more wins (327) in a 10-year period (2006-15) than any other coach in college basketball history
- Calipari is the second-fastest Division I men's basketball coach to reach 200 victories at a single school, behind only LIU-Brooklyn's Claire Bee
- Calipari's 29 combined regular season and tournament league titles trail only Mark Few of Gonzaga for the most among active coaches

CAL IN CONFERENCE

SEC COACHES	CONFERENCE CHAMPIONSHIPS	Tournament Championships	Conference Coach of the Year
Avery Johnson, Alabama	0	0	0
Mike Anderson, Arkansas	1	1	1
Bruce Pearl, Auburn	7	2	7
Michael White, Florida	3	0	3
Mark Fox, Georgia	4	0	3
John Calipari, Kentucky	15	14	9
Will Wade, LSU	0	0	1
Cuonzo Martin, Missouri	1	0	1
Andy Kennedy, Ole Miss	0	1	2
Ben Howland, Mississippi State	7	5	3
Frank Martin, South Carolina	0	0	1
Rick Barnes, Tennessee	3	1	5
Billy Kennedy, Texas A&M	5	2	4
Bryce Drew, Vanderbilt	4	2	3
TOTALS	50	28	43

CALIPARI VS. ALL OPPONENTS

Alabama 13-3	Furman 1-0	Mississippi Valley St. 1-0	S. Louisiana 3-0
Albany 1-0	George Mason 1-0	Missouri 7-2	Southern Cal. 2-0
Arizona 1-1	George Washington 8-9	Montana State 1-0	Southern Miss 15-4
Arizona State 2-1	Georgetown 2-1	Morehead State 2-0	Southwest Texas St. 1-0
Arkansas 10-6	Georgia 14-2	Murray State 1-0	St. Bonaventure 17-1
Arkansas-Little Rock 3-0	Georgia Tech 1-1	Nevada 1-0	St. John's 1-0
Arkansas-Pine Bluff 1-0	Gonzaga 4-0	New Hampshire 5-0	St. Joseph's 15-5
Arkansas State 4-0	Grand Canyon 1-0	New Mexico 1-0	St. Mary's 1-0
Auburn 9-1	Hampton 1-0	New Orleans 1-0	St. Peter's 1-0
Austin Peay 6-1	Hartford 2-0	NJIT 1-0	Stanford 3-2
Baylor 1-2	Harvard 1-0	North Carolina 6-3	Stephen F. Austin 1-0
Belmont 2-0	Hofstra 1-0	North Carolina State 1-0	Stony Brook 1-0
Boise State 1-0	Holy Cross 4-1	North Texas 1-0	Syracuse 3-2
Boston 7-1	Houston 16-3	Northeastern 3-1	TCU 7-1
Boston College 2-0	Howard 1-0	Northern Kentucky 2-0	Temple 13-11
Bradley 1-0	Illinois 1-1	Northwestern State 1-0	Tennessee 14-7
Bucknell 1-0	Illinois State 1-0	Notre Dame 2-1	Tennessee Tech 1-0
Buffalo 2-0	Indiana 3-2	Oakland 1-0	Texas 2-2
BYU 1-0	Iowa 0-1	Ohio State 1-2	Texas A&M 7-2
Cal State Northridge 1-0	Iowa State 2-0	Oklahoma 5-1	Towson State 1-0
Canisius 1-0	Jackson State 2-0	Oklahoma State 0-2	Tulane 16-0
Central Conn. St. 2-0	Kansas 3-5	Old Dominion 2-0	Tulsa 11-1
Charlotte 2-3	Kansas State 2-0	Ole Miss 13-4	UAB 14-3
Cleveland State 4-0	Keene State 1-0	Oral Roberts 1-0	UCF 5-0
Coastal Carolina 1-0	Kentucky 2-4	Oregon State 1-0	UCLA 4-3
Colorado 1-1	La Salle 3-0	Pennsylvania 3-0	UNC Asheville 2-0
Colorado State 0-1	Lafayette (Pa.) 1-0	Penn State 4-4	UNC Greensboro 1-0
Columbia 1-0	Lamar 4-0	Pepperdine 1-0	UNC Wilmington 1-0
Connecticut 2-5	LIU-Brooklyn 1-0	Pittsburgh 2-1	USF 10-1
Coppin State 1-0	Lipscomb 1-0	Portland 3-0	Utah 1-1
Cornell 1-0	Long Beach State 1-0	Princeton 2-0	UTEP 5-0
Dartmouth 1-0	Louisiana Tech 1-1	Providence 3-1	UT Arlington 3-0
Dayton 1-0	Louisville 14-7	Purdue 2-1	UT Martin 5-0
DePaul 4-2	Loyola 1-0	Radford 1-0	Valparaiso 1-0
Detroit 1-0	Lowell 2-1	Rhode Island 16-2	Vanderbilt 13-4
Drexel 2-0	LSU 10-2	Rice 4-0	Vermont 2-0
Duke 1-2	Manhattan 2-0	Richmond 1-0	Villanova 2-0
Duquesne 12-4	Marist 2-0	Rider 1-0	Virginia 0-1
East Carolina 7-0	Marquette 3-1	Robert Morris 1-1	Virginia Tech 2-0
East Tennessee State ... 3-0	Marshall 6-0	Rutgers 11-4	Wake Forest 2-1
Eastern Kentucky 3-0	Maryland 5-3	Saint Louis 4-3	Washington 1-0
Eastern Michigan 2-0	Massachusetts 1-0	Sam Houston State 1-0	West Virginia 12-7
Fairfield 1-0	Memphis 1-0	Samford 3-0	Western Kentucky 2-0
Florida 15-6	Miami (Fla.) 0-1	Santa Clara 1-0	Wichita State 2-0
Florida State 1-1	Miami (Ohio) 2-0	Savannah State 1-0	Winthrop 2-0
Florida Tech 0-1	Michigan 1-0	Seton Hall 1-0	Wisconsin 1-1
Fordham 5-0	Michigan State 2-1	Siena 4-0	Wofford 1-0
	Middle Tennessee 3-0	SMU 7-0	Wright State 1-0
	Milwaukee 1-0	South Carolina 13-2	Xavier 2-2
	Mississippi State 11-0	South Connecticut 1-0	Yale 1-0



Official Basketball Box Score -- Game Totals -- Final Statistics

BLUE vs WHITE

10-20-17 7:00 pm at Rupp Arena - Lexington, KY

BLUE 88

##	Player	f	Total		3-Ptr	Rebounds			PF	TP	A	TO	Blk	Stl	Min
			FG-FGA	FG-FGA	FT-FTA	Off	Def	Tot							
04	Richards, Nick	f	4-11	0-0	0-0	2	10	12	5	8	0	2	6	1	35
05	Knox, Kevin	f	9-14	1-3	3-6	3	4	7	4	22	1	1	0	2	40
25	Washington, PJ	f	9-12	0-1	3-5	2	3	5	5	21	3	1	0	0	33
00	Green, Quade	g	1-4	1-2	0-0	1	0	1	1	3	3	2	0	0	9
03	Diallo, Hamidou	g	4-11	0-2	3-4	0	2	2	1	11	2	3	0	2	18
14	Wynyard, Tai		0-0	0-0	0-0	0	0	0	1	0	0	0	0	0	1
22	Gilgeous-Alexander		5-7	0-0	0-0	1	5	6	3	10	4	2	0	2	31
30	Pulliam, Dillon		1-1	1-1	0-0	0	0	0	0	3	1	0	0	0	7
32	Gabriel, Wenyen		4-7	2-2	0-0	3	1	4	1	10	0	1	1	0	26
Team						1	1	2							
Totals			37-67	5-11	9-15	13	26	39	21	88	14	12	7	7	200

FG % 1st Half: 24-44 54.5% 2nd half: 13-23 56.5% Game: 37-67 55.2%
 3FG % 1st Half: 2-5 40.0% 2nd half: 3-6 50.0% Game: 5-11 45.5%
 FT % 1st Half: 6-9 66.7% 2nd half: 3-6 50.0% Game: 9-15 60.0%

Deadball
Rebounds
6

WHITE 67

##	Player	f	Total		3-Ptr	Rebounds			PF	TP	A	TO	Blk	Stl	Min
			FG-FGA	FG-FGA	FT-FTA	Off	Def	Tot							
01	Killeya-Jones, Sacha	f	2-11	1-3	5-8	1	5	6	7	10	2	0	0	1	40
14	Wynyard, Tai	f	5-9	0-0	0-0	4	2	6	3	10	0	3	1	0	37
32	Gabriel, Wenyen	f	4-4	0-0	1-4	0	0	0	0	9	0	3	0	1	9
12	Calipari, Brad	g	2-6	2-6	0-0	0	0	0	0	6	2	0	0	1	40
22	Gilgeous-Alexander	g	1-2	0-0	2-2	0	2	2	0	4	1	3	1	0	9
00	Green, Quade		5-11	2-5	3-4	0	3	3	2	15	4	2	0	0	15
03	Diallo, Hamidou		1-6	1-2	1-2	0	1	1	0	4	0	0	0	0	13
04	Richards, Nick		0-0	0-0	2-2	0	1	1	0	2	0	1	2	0	3
10	David, Jonny		2-4	2-2	1-2	1	1	2	3	7	0	0	0	2	29
30	Pulliam, Dillon		0-0	0-0	0-0	0	0	0	0	0	0	1	0	0	5
Team						2	1	3							
Totals			22-53	8-18	15-24	8	16	24	15	67	9	13	4	5	200

FG % 1st Half: 15-30 50.0% 2nd half: 7-23 30.4% Game: 22-53 41.5%
 3FG % 1st Half: 5-11 45.5% 2nd half: 3-7 42.9% Game: 8-18 44.4%
 FT % 1st Half: 13-18 72.2% 2nd half: 2-6 33.3% Game: 15-24 62.5%

Deadball
Rebounds
6,1

Officials: Todd Austin, Will Howard, Jason Baker

Technical fouls: BLUE-None. WHITE-None.

Attendance: 15530

Second highest attendance in school history for Blue/White game.

Score by periods	1st	2nd	Total
BLUE	56	32	88
WHITE	48	19	67



2016-17 Kentucky Men's Basketball
 Kentucky Combined Team Statistics (as of Oct 27, 2017)
 All games



Overall record: 32-6 Conf: 16-2 Home: 15-2 Away: 7-3 Neutral: 10-1

#	Player	gp-gs	min	avg	Total		3-Point		F-Throw		Rebounds				pf	dq	a	to	blk	stl	pts	avg
					fg-fga	fg%	3fg-fga	3fg%	ft-fga	ft%	off	def	tot	avg								
05	Monk, Malik	38-37	1218	32.1	251-558	.450	104-262	.397	148-180	.822	12	83	95	2.5	72	0	87	76	19	36	754	19.8
00	Fox, De'Aaron	36-34	1064	29.6	214-447	.479	17-69	.246	156-212	.736	21	122	143	4.0	90	2	165	87	7	53	601	16.7
03	Adebayo, Edrice	38-38	1145	30.1	170-284	.599	0-0	.000	154-236	.653	118	186	304	8.0	99	2	32	64	57	26	494	13.0
13	Briscoe, Isaiah	36-36	1095	30.4	163-347	.470	17-59	.288	94-148	.635	53	142	195	5.4	92	2	151	89	7	30	437	12.1
35	Willis, Derek	38-15	829	21.8	98-205	.478	49-130	.377	22-32	.688	40	165	205	5.4	76	1	34	27	39	25	267	7.0
11	Mulder, Mychal	32-2	338	10.6	52-129	.403	35-96	.365	12-13	.923	16	32	48	1.5	27	0	12	11	6	8	151	4.7
25	Hawkins, Dominique	38-4	731	19.2	56-139	.403	22-64	.344	44-53	.830	23	39	62	1.6	78	1	64	18	0	30	178	4.7
32	Gabriel, Wenyen	38-23	676	17.8	60-148	.405	20-63	.317	34-55	.618	61	123	184	4.8	91	2	26	29	34	11	174	4.6
15	Humphries, Isaac	38-1	315	8.3	45-88	.511	0-0	.000	15-25	.600	51	55	106	2.8	58	1	9	16	18	8	105	2.8
01	Killeya-Jones, Sacha	15-0	96	6.4	17-29	.586	0-0	.000	6-15	.400	12	19	31	2.1	19	0	2	7	10	1	40	2.7
14	Wynyard, Tai	15-0	54	3.6	5-6	.833	0-0	.000	1-3	.333	5	8	13	0.9	11	0	1	2	3	1	11	0.7
10	David, Jonny	7-0	11	1.6	1-2	.500	1-1	1.000	2-4	.500	0	0	0	0.0	0	0	0	3	0	0	5	0.7
20	Calipari, Brad	15-0	45	3.0	2-13	.154	2-12	.167	2-5	.400	1	2	3	0.2	3	0	1	2	1	0	8	0.5
30	Pulliam, Dillon	6-0	8	1.3	0-1	.000	0-0	.000	0-0	.000	0	1	1	0.2	0	0	1	1	0	0	0	0.0
Team											57	64	121		2		11					
Total.....		38	7625		1134-2396	.473	267-756	.353	690-981	.703	470	1041	1511	39.8	718	11	585	443	201	229	3225	84.9
Opponents.....		38	7625		979-2309	.424	235-768	.306	523-774	.676	398	933	1331	35.0	868	-	431	544	127	182	2716	71.5

TEAM STATISTICS

	UK	OPP
SCORING	3225	2716
Points per game	84.9	71.5
Scoring margin	+13.4	-
FIELD GOALS-ATT	1134-2396	979-2309
Field goal pct	.473	.424
3 POINT FG-ATT	267-756	235-768
3-point FG pct	.353	.306
3-pt FG made per game	7.0	6.2
FREE THROWS-ATT	690-981	523-774
Free throw pct	.703	.676
F-Throws made per game	18.2	13.8
REBOUNDS	1511	1331
Rebounds per game	39.8	35.0
Rebounding margin	+4.7	-
ASSISTS	585	431
Assists per game	15.4	11.3
TURNOVERS	443	544
Turnovers per game	11.7	14.3
Turnover margin	+2.7	-
Assist/turnover ratio	1.3	0.8
STEALS	229	182
Steals per game	6.0	4.8
BLOCKS	201	127
Blocks per game	5.3	3.3
ATTENDANCE	398850	307481
Home games-Avg/Game	17-23462	10-13187
Neutral site-Avg/Game	-	11-15964

Score by Periods	1st	2nd	OT	Totals
Kentucky	1545	1666	14	3225
Opponents	1232	1479	5	2716

Date	Opponent	Score	Att.
11/11/16	STEPHEN F. AUSTIN	w 87-64	22683
11/13/16	CANISIUS	w 93-69	22009
11/15/16	vs #13/13 Michigan State	w 69-48	19812
11/20/16	DUQUESNE	w 93-59	21327
11/23/16	CLEVELAND STATE	w 101-70	22441
11/25/16	UT MARTIN	w 111-76	23324
11/28/16	vs Arizona State	w 115-69	1200
12/3/16	#11/9 UCLA	L 92-97	23976
12/7/16	VALPO	w 87-63	21805
12/11/16	vs Hofstra	w 96-73	7514
12/17/16	vs #16 North Carolina	w 103-100	19298
12/21/16	at #10/11 Louisville	L 70-73	22783
12/29/16	at Ole Miss	w 99-76	9086
1/3/17	TEXAS A&M	w 100-58	23455
1/7/17	ARKANSAS	w 97-71	24322
1/10/17	at Vanderbilt	w 87-81	12707
1/14/17	AUBURN	w 92-72	24372
1/17/17	at Mississippi State	w 88-81	9768
1/21/17	#24/24 SOUTH CAROLINA	w 85-69	24389
1/24/17	at Tennessee	L 80-82	19349
1/28/17	#2/1 KANSAS	L 73-79	24418
1/31/17	GEORGIA	Wot 90-81	23814
2/4/17	at #24/23 Florida	L 66-88	11171
2/7/17	LSU	w 92-85	23657
2/11/17	at Alabama	w 67-58	15383
2/14/17	TENNESSEE	w 83-58	24391
02/18/17	at Georgia	w 82-77	10523
2/21/17	at Mizzou	w 72-62	11574
2/25/17	#13/12 FLORIDA	w 76-66	24431
02/28/17	VANDERBILT	w 73-67	24036
3/4/17	at Texas A&M	w 71-63	9528
03/10/17	vs Georgia	w 71-60	18130
03/11/17	vs Alabama	w 79-74	19196
03/12/17	vs Arkansas	w 82-65	19953
03/17/17	vs Northern Kentucky	w 79-70	18269
03/19/17	vs #19/19 Wichita State	w 65-62	18293
3/24/17	vs #11/9 UCLA	w 86-75	17532
3/26/17	vs #8/6 North Carolina	L 73-75	16412

* = Conference game
 1 = Champions Classic | Madison Square Garden (New York)
 2 = Atlantis Showcase | Imperial Arena (Paradise Island, Bahamas)
 3 = Brooklyn Hoops Winter Festival | Barclays Center (Brooklyn, N.Y.)
 4 = CBS Sports Classic | T-Mobile Arena (Las Vegas)
 5 = SEC/Big 12 Challenge
 6 = SEC Tournament | Bridgestone Arena (Nashville, Tenn.)
 7 = NCAA Tournament | Bankers Life Fieldhouse (Indianapolis)
 8 = NCAA Tournament | FedExForum (Memphis, Tenn.)