



VS.



SATURDAY, OCT. 7 • 7:30 P.M. ET • SEC NETWORK LEXINGTON, KY • KROGER FIELD (61,000)

KENTUCKY WILDCATS (4-1, 1-1 SEC)

9/2	at Southern Miss [CBSSN]	W, 24-17
9/9	Eastern Kentucky [SECN]	W, 27-16
9/16	at South Carolina* [SECN]	W, 23-13
9/23	#20/22 Florida* [SECN]	L, 27-28
9/30	Eastern Michigan [SECN]	W, 24-20
10/7	Missouri* [SECN]	7:30 p.m.
10/21	at Mississippi State* [TBA]	TBA
10/28	Tennessee* [TBA]	TBA
11/4	Ole Miss* [TBA]	TBA
11/11	at Vanderbilt* [TBA]	TBA
11/18	at Georgia* [TBA]	TBA
11/25	Louisville [TBA]	TBA

All times ET; *SEC game; Home games in bold

MISSOURI TIGERS (1-3, 0-2 SEC)

9/2	vs. Missouri State	W, 72-43
9/9	vs. South Carolina*	L, 13-31
9/16	vs. Purdue	L, 3-35
9/23	vs. Auburn*	L, 14-51
10/7	at Kentucky* [SECN]	7:30 p.m.
10/14	at Georgia*	TBA
10/21	vs. Idaho*	TBA
10/28	at Connecticut	TBA
11/4	vs. Florida*	TBA
11/11	vs. Tennessee*	TBA
11/18	at Vanderbilt*	TBA
11/24	at Arkansas*	TBA

All times ET; *SEC game; Home games in bold

ABOUT THE GAME

TV • SEC NETWORK

Play-by-Play Taylor Zarzour
Analyst Andre Ware
Reporter Olivia Harlan

RADIO • UK SPORTS NETWORK

Play-by-Play Tom Leach
Analyst Jeff Picoro
Sideline Dick Gabriel

SATELLITE RADIO

Channel 191 - XM Channel 138 - Sirius

INTERNET RADIO • www.UKathletics.com

Live Audio - free; Live Stats

TICKETS • UKathletics.com

HASHTAG • #MIZZvsUK

KENTUCKY TAKES AIM AT THIRD STRAIGHT WIN OVER MISSOURI

Kentucky begins six consecutive games against Southeastern Conference foes with Missouri coming to town Saturday night for a East Division battle. The Cats will look to make it three consecutive wins over the Tigers, including a 35-21 win in Columbia a year ago.

Shaking off the disappointment of the Florida loss, the Cats scratched their way to a win over a game Eastern Michigan team last weekend, holding the Eagles to just 13 yards rushing and forcing three turnovers. It was the 11th win in the past 15 regular season games.

The game will kick off at 7:30 p.m. ET at Kroger Field and air on the SEC Network.

GAME CENTER - #MIZZvsUK

KENTUCKY WILDCATS

Record: 4-1 (1-1 SEC)
Ranking: AP - NR; Coaches - RV
Coach: Mark Stoops (Iowa, '89)
Record: 23-31 (Fifth season)
at UK: 23-31 (Fifth season)
vs. MIZZ: 2-2
Last Game: W, 24-20, vs. E. Michigan (9/30)
Series: UK leads 4-3

MISSOURI TIGERS

Record: 1-3 (0-2 SEC)
Ranking: AP - NR; Coaches - NR
Coach: Barry Odom (Missouri, '99)
Record: 5-11 (2nd season)
at MIZZ: 5-11 (2nd season)
vs. UK: 0-1
Last Game: L, 14-51, vs. Auburn (9/23)
Last Meeting: UK won 35-21 in Columbia (10/29)

QUICK NOTES

- This game marks the 102nd anniversary of UK's first Homecoming game. For more on Homecoming, see page three of this release.
- The Cats have won 11 of their past 15 regular season games dating to last season, including road wins at No. 11 Louisville, South Carolina, Missouri and Southern Miss.
- The Cats rank third nationally in rushing defense, allowing just 74.0 yards per game.
- The Cats have been stifling against the run so far in 2017, allowing its fewest rushing yards through a season's first five games since 1987.
- In allowing just 13 rushing yards to Eastern Michigan, the Cats posted the fewest rushing yards allowed vs. a FBS team since Vanderbilt had -29 in 1996.
- The Cats rank third in the SEC and 11th nationally in turnover margin (+7).
- A big reason for the defensive success is due to the DE/LB duo of **Josh Allen** and **Denzil Ware** (aka Blitz Bros.). They comprise one of the SEC's top pass rushing pairs, having totaled 172 total tackles, 27.5 tackles for loss, 18.5 sacks, 11 quarterback hurries and five forced fumbles the past two seasons. Ware was named the SEC Defensive Lineman of the Week after recording two tackles, a tackle for loss, a sack, a forced fumble and two fumble recoveries, including a scoop and score at Southern Miss.
- Allen is second in the SEC in sacks (5.5) and tied for fourth in tackles for loss (6.5). He ranks sixth nationally in sacks (5.5).
- Cornerbacks **Derrick Baity Jr.** and **Chris Westry** and safety **Mike Edwards** are also key components to the defense. They have combined for 74 career starts, having each started 18 of 19 games since the beginning of 2016 season (only Baity has not started all 19).
- In his last six SEC games, sophomore RB **Benny Snell Jr.** has 139 carries, 674 yards, 4.85 yards per carry and seven touchdowns. Snell, who is on the watch lists for the Maxwell Award and the Doak Walker Award, currently ranks seventh in the SEC in rushing (81.4 ypg).
- Senior QB **Stephen Johnson II** completed 18-of-27 passes for 175 yards and two touchdowns against Eastern Michigan. UK is now 11-5 over the last 16 games with Johnson as the starter (9-5) or QB for the majority of the game in a relief role (2-0). Johnson is currently on the watch list for the Johnny Unitas Golden Arm Award.
- Senior wideout **Garrett "Juice" Johnson** has caught a pass in 16 consecutive games and ranks fourth on the school's all-time career receiving yards list.
- Return man **Charles Walker** is averaging 21.5 yards per punt return, which ranks among the nation's elite return men.
- According to the NCAA rankings, Kentucky's schedule is currently the 29th toughest in the country.
- Senior tight end **Greg Hart** and sophomore wide receiver **Tavin Richardson** each recorded their first collegiate touchdown receptions in the win over Eastern Michigan.
- Junior defensive end **Kengera Daniel** and junior defensive tackle **Adrian Middleton** each tallied their first career sacks vs. Eastern Michigan. Senior DB **Kendall Randolph** snagged his first interception.

Continued on page 3



UK Media Relations
Susan Lax

WEEKLY MEDIA SCHEDULE - WEEK 6 - MISSOURI GAME

859.608.5019
slax0@uky.edu

Monday - 2	Tuesday - 3	Wednesday - 4	Thursday - 5	Friday - 6	Saturday - 7	Sunday - 8
Weekly news conference/luncheon. Lunch 11:15 a.m.; Stoops at Noon	Interview request deadline 5:30 p.m., offensive players/ coaches	Interview request deadline 5:30 p.m., defensive players/ coaches	Coach Stoops post practice approx. 5:30 p.m. ET	No availability	Missouri at UK Kroger Field 7:30 p.m. ET SEC Network	No availability

QUICK FACTS

Location: Lexington, Ky.
Founded: 1865
Enrollment: 30,000
Nickname: Wildcats
Colors: Blue (PMS 286) and White
Conference: Southeastern (Eastern Division)
Stadium: Kroger Field (61,000)
President: Dr. Eli Capilouto
Athletics Director: Mitch Barnhart
Faculty Representative: Joseph L. Fink III

COACHING STAFF

Assistant Coaches:

Steve Clinkscale, defensive backs

Eddie Gran, assistant head coach offense/
running backs

Darin Hinshaw, co-offensive coordinator,
QBs

Dean Hood, special teams coordinator, outside
linebackers

Matt House, defensive coordinator/inside line
backers

Derrick LeBlanc, defensive line

Vince Marrow, tight ends, recruiting coord.

John Schlarman, offensive line

Lamar Thomas, wide receivers

Graduate Assistant Coaches:

Michael Colosimo, offense

Evan McKissack, offense

Chase Heuke, defense

Thomas Wells, defense

Quality Control:

Tommy Mangino, quality control

Louie Matsakis, quality control

Dillon Sanders, quality control

FOOTBALL MEDIA RELATIONS STAFF DIRECTORY

Assistant AD/Media Relations/Stoops Contact

Tony Neely - 859-257-3838
tneely@uky.edu

Associate Media Relations Director/ Football Contact

Susan Lax - 859-608-5019 (cell)
slax0@uky.edu

Assistant Media Relations Director/ Secondary Football Contact

Matt May - 859-806-7463 (cell)
matt.may@uky.edu

Associate Media Relations Director/ Credentials and Press Box Coordinator

Evan Crane - 859-257-8431
wesley.crane@uky.edu

Office Coordinator

Stephanie Guy - 859-257-3838
stephanie.guy@uky.edu

MEDIA INFORMATION

CREDENTIAL REQUESTS

Media credentials for the 2017 University of Kentucky football home schedule should be requested online at www.sportssystem.com/kentucky.

Credentials should be requested by the sports editor/director of the media entity. All of the credential requests from a media outlet should go on one credential form. If you have any questions, please contact Evan Crane at 859-257-3838.

Credentials for away games should be requested through the home team media relations director.

UK WEBSITE -- UKATHLETICS.COM

Visit the official University of Kentucky Athletics web site at UKathletics.com. The official Southeastern Conference web site is secsports.com.

UK MEDIA CONFERENCE

Every Monday - excluding bye weeks - head coach Mark Stoops will host a news conference/luncheon in the Kroger Field Media Room inside Gate 1. Lunch will be served at 11:15 a.m. in the recruiting room by Gate 14 with Coach Stoops talking at Noon in the media room.

UK NEWS CONFERENCE VIDEO

The Mark Stoops news conferences held on Mondays during the season will be available to the media for video download through XOS Video. E-mail Susan Lax for access information.

SEC HEAD COACHES' TELECONFERENCE

The SEC head coaches' teleconference is on Wednesdays from 11 a.m. to 1 p.m. ET. Coach Mark Stoops' time slot is 12:40 p.m. The call-in number is 877-381-5694. A passcode will be issued each week by the SEC office.

INTERVIEWS AT PRACTICE

Interviews will be conducted at the Joe Craft Football Training Center or by telephone at the conclusion of each practice on Tuesdays and Wednesdays.

COLLEGEPRESSBOX.COM

Collegepressbox.com is the official media website for Division I football. Access and download weekly game notes, quotes, statistics, media guides, headshots, logos and more for each conference and its member schools. Login information will be distributed to accredited media or you can apply for a password at collegepressbox.com/password.

FOLLOW KENTUCKY FOOTBALL ON SOCIAL MEDIA



@UKFootball
@UKCoachStoops
@CoachMHouse
@CoachDeanHood
@LamarCoachT

@DLTough
@CoachHinshaw
@vincemarrow
@CoachSchlarman
@CoachGran
@coachclink



Kentucky Football

Kentucky Wildcats



UKFootball



UKStoopsTroops



SEC STANDINGS

EASTERN DIVISION

Team	SEC	Pct.	All	Pct.
Florida	3-0	1.000	3-1	.750
Georgia	2-0	1.000	5-0	1.000
Kentucky	1-1	.500	4-1	.800
South Carolina	1-2	.333	3-2	.600
Vanderbilt	0-2	.000	3-2	.600
Tennessee	0-2	.000	3-2	.600
Missouri	0-2	.000	1-3	.250

WESTERN DIVISION

Team	SEC	Pct.	All	Pct.
Alabama	2-0	1.000	5-0	1.000
Auburn	2-0	1.000	4-1	.800
Texas A&M	2-0	1.000	4-1	.800
Miss. State	1-2	.333	3-2	.600
Ole Miss	0-1	.000	2-2	.500
Arkansas	0-1	.000	2-2	.500
LSU	0-1	.000	3-2	.600

WEEK FOUR SCHEDULE

OCT. 7

MISSOURI AT KENTUCKY

7:30 p.m.; SEC Network

Ole Miss at Auburn

Noon; TBA

Georgia at Vanderbilt

Noon; TBA

LSU at Florida

3:30 p.m.; CBS

Arkansas at South Carolina

4 p.m.; SEC Network

Alabama at Texas A&M

7:15 p.m.; ESPN

All times ET



Quick Notes continued...

- Senior LB **Courtney Love** was recently named to the Allstate AFCA Good Works Team, just one of 11 FBS student-athlete named to the prestigious award. He is also on the watch lists for the Lott Trophy and Wuerffel Trophy.
- Junior tight end **C.J. Conrad** is considered one of the nation's top tight ends. He has caught nine passes for 195 yards and three scores in five games so far this season and is on the watch list for the John Mackey Award.
- Senior kicker **Austin MacGinnis** is on track to become UK's all-time leading scorer. He's just seven points behind the leader Lones Seiber (305 from 2006-09).
- **MacGinnis** has been named a semifinalist for the prestigious 2017 Campbell Award, which recognizes the nation's best football scholar-athlete.
- With two field goals against Florida, MacGinnis surpassed Joey Worley (57 from 1984-87) to top the career list for field goals made. MacGinnis is currently on the watch list for the Lou Groza Award.
- MacGinnis' nine field goals on the season are the most in the SEC and ranks him 12th nationally in field goals per game.
- Junior safety **Mike Edwards** led all SEC defensive backs in tackles in 2016, recording 100 total tackles. Against Florida, he recorded a season-high 11 tackles. He also has seven career interceptions, including three in 2017. He's on the watch list for the Jim Thorpe Award.

SCOUTING MIZZOU

- Missouri is coming off of a 2016 season that saw the Tigers go 4-8 overall, including 2-6 in the SEC. The Tigers are currently 1-3. Their only win of the season so far has been a 72-43 victory over Missouri State in the season opener.
- Head coach Barry Odom is in his second season with the Tigers. They closed the season out strong with wins in two of their final three games.
- Missouri's offense is showing promise with junior Drew Lock at Quarterback. In the season opener against Missouri State, Lock threw for 521 yards and seven touchdowns. He displayed one the greatest single game performances of any Mizzou quarterback in program history. Senior tight end Jason Reese is also a key component of the Tigers' offense. His best game of his Tiger career was against South Carolina this season where he racked up 88 yards and a touchdown that put the Tigers up 10-0 in the first half.
- The Tigers' defense is progressing. Some key playmakers include junior linebacker, Terez Hall and senior defensive end, Marcell Frazier. Hall collected a game-high-tying and career-high eight tackles, including five solo stops against Auburn. Frazier tallied his first full sack

of the season and four tackles against Purdue.

SERIES RECORD VS. MIZZOU

- Kentucky leads the all-time series 4-3, including 2-1 in Lexington.
- The Cats have won the last two meetings, a 21-13 victory at Kroger Field in 2015 and a convincing 35-21 win in Columbia last season.
- Last season the Cats raced out to a 35-7 lead before a pair of late Missouri touchdowns sliced the final margin of victory.
- Before Missouri joined the SEC for the 2012 season the two teams had met just twice, 1965 and 1968, both Kentucky wins.
- The Cats rushed for 377 yards against the Tigers in 2016, including 192 by Benny Snell and 182 by Stanley "Boom" Williams.

UK-MIZZOU CONNECTIONS

- Kentucky does not have a player from Missouri on its roster.
- Missouri does not have a player from the Commonwealth on its roster.
- Junior Kendall Blanton is the son of former Wildcat great Jerry Blanton. Jerry was a defensive lineman at Kentucky from 1974-77 and was the first freshman to become a varsity starter at UK. He started all four seasons in his collegiate career and led the Wildcats to a SEC Championship title and Peach Bowl win in 1976. He still ranks as the eighth all-time leading tackler with 389. He went on to play seven seasons in the NFL with the Kansas City Chiefs.
- UK head coach Mark Stoops and Missouri offensive coordinator Josh Heupel spent the 2005 season together at Arizona. Heupel the tight ends coach, while Stoops was the defensive coordinator and defensive backs coach.
- UK defensive coordinator Matt House coached in Missouri when he was the NFL's St. Louis Rams from 2009-11.
- UK offensive coordinator Eddie Gran spent a season at Southeast Missouri State in 1989, his third year of coaching.
- Defensive line coach Derrick LeBlanc spent two seasons at Missouri State (2006-07).

102ND ANNIVERSARY OF FIRST HOMECOMING GAME

- This is the 102nd anniversary of UK's first Homecoming game. The first one occurred on Nov. 25, 1915, as Kentucky defeated Tennessee 6-0. Early records are incomplete, but UK has hosted a Homecoming game every year since 1946 and owns a 50-21 record in those contests.
- During this weekend, Homecoming, Ag Roundup, Family Weekend, the Golden



NATIONAL POLLS (WEEK 6)

AP TOP 25

1	Alabama(44)	5-0
2	Clemson(17)	5-0
3	Oklahoma	4-0
4	Penn State	5-0
5	Georgia	5-0
6	Washington	5-0
7	Michigan	4-0
8	TCU	4-0
9	Wisconsin	4-0
10	Ohio State	4-1
11	Washington State	5-0
12	Auburn	4-1
13	Miami	3-0
14	Southern Cal	4-1
15	Oklahoma State	4-1
16	Virginia Tech	4-1
17	Louisville	4-1
18	South Florida	5-0
19	San Diego State	5-0
20	Utah	4-0
21	Florida	3-1
22	Notre Dame	4-1
23	West Virginia	3-1
24	NC State	4-1
25	Central Florida	3-0

UK Opponents Receiving Votes: Tennessee 1

AMWAY COACHES TOP 25

1	Alabama(58)	5-0
2	Clemson(6)	5-0
3	Oklahoma	4-0
4	Penn State	5-0
5	Washington	5-0
6	Georgia	5-0
7	Michigan	4-0
8	Wisconsin	4-0
9	Ohio State	4-1
10	TCU	4-0
11	Washington State	5-0
12	Miami	3-0
13	Auburn	4-1
14	Oklahoma State	4-1
15	Southern Cal	4-1
16	South Florida	5-0
17	Louisville	4-1
18	Utah	4-0
19	Virginia Tech	4-1
20	Florida	3-1
21	San Diego State	5-0
22	Notre Dame	4-1
23	West Virginia	3-1
24	NC State	4-1
25	Central Florida	3-0

UK Opponents Receiving Votes: Mississippi State 1.

UK Opponents in Bold

KENTUCKY IN THE POLLS

DATE	AP	COACHES	BCS
Preseason	RV (3)	NR	-
Week 2	RV (4)	RV (6)	-
Week 3	NR	RV (1)	-
Week 4	RV (11)	RV (18)	-
Week 5	NR	NR	-
Week 6	NR	RV (14)	-
Week 7			
Week 8			
Week 9			
Week 10			
Week 11			
Week 12			
Week 13			
Week 14			
Week 15			

COMPARISON STATS

KENTUCKY

4-1	Record	1-3
1-1	Conference Record	0-2
25.0	Scoring/game	25.0
322.2	Total Offense/game	445.2
128.4	Rushing/game	166.5
193.8	Passing/game	278.8
24.1	Kickoff Returns (avg.)	22.0
20.8	Punt Returns (avg.)	0.7
43.1	Punting (avg)	46.7
31:28	Time of Possession	21:31
.377	Third-Down Conv. (pct)	.380
.500	Fourth-Down Conv. (pct)	.200
18.8	Points Allowed/game	40.0
349.4	Total Defense/game	452.5
74.0	Rushing Defense/game	194.8
275.4	Passing Defense/game	257.8

MIZZOU

Wildcat Reunion, several college reunions and Alumni Band Reunion will take place. A complete listing of details and information are available at <http://www.ukalumni.net/homecoming>.

- A Homecoming King and Queen will be crowned at halftime of the game.

GAME PROMOTIONS / MIZZOU

- After the Cat Walk, Magnolia Vale, a country music duo (Katelyn and Samantha Daugherty) from Lebanon, Ky., will headline the concert outside Gate 12 in the plaza between Kroger Field and the Joe Craft Kentucky Football Training Facility.
- The concert will begin after the Cat Walk presented by Chevy, which is slated for 5:15 p.m. ET and will last until 30 minutes prior to the game's 7:30 p.m. ET kickoff. During the concert, the members of the team will make their way from the JCTF through Gate 12 and into the stadium. Fans are welcome to cheer the Wildcats as they enter Kroger Field.

A UK WIN WOULD...

- Give the Cats their third consecutive victory over Missouri.
- Pull the Cats within one game of bowl eligibility.
- Give the Cats 12 wins in their past 16 regular season games.
- Give UK a 5-1 start to the season, its best start since 5-1 in 2014.
- Improve UK's record at Kroger Field to 156-130-4 overall, including 19-14 under Mark Stoops.
- Be starting QB Stephen Johnson's 12th win since taking over in 2016, 10th as a starter and two in a relief role.
- Be the Cats' 19th win on the SEC Network since Mark Stoops took over as head coach (19-14).
- Make UK 2-1 in night games this season.
- Give UK eight wins in its past 10 games at Kroger Field.

GETTING DEFENSIVE

- Kentucky's defense has had a solid start to the season.
- UK ranks third in the SEC 11th nationally in turnover margin at +7. The Wildcats have recovered five fumbles and charted six interceptions this season.
- The Cats' five fumble recoveries rank 11th nationally in fumbles recovered.
- The Cats rank third nationally in rushing defense, allowing just 74.0 yards per game.
- UK's best run defense was in 1949 (2nd in FBS, 71.6 yards per game).
- Perhaps most promising is the defense has been up to the task despite star linebacker Jordan Jones and safety Mike Edwards not accounting for the majority of tackles. Jones also missed the South Carolina, Florida and Eastern Michigan games due to injury.
- One key to the defensive improvement so far this season is improved depth, which has enabled the coaches to play more players than previous seasons. At least 26 defensive players have seen action in each of the first five games.
- UK's "Blitz Bros" - rush ends/LBs Denzil Ware and Josh Allen - have wreaked havoc with their ability to create consistent pressure on opposing quarterbacks, accounting for 10 tackles for loss, 8.0 sacks, three forced fumbles, a fumble recovery and a touchdown.



KENTUCKY BY THE NUMBERS

	2017	Stoops
Record	4-1	23-31
SEC	1-1	9-25
West	0-0	1-7
East	1-1	8-18
Non-Conference	3-0	14-6
Home	2-1	18-14
Road	2-0	5-15
Neutral site	0-0	0-2
Night	1-1	10-17
Day	3-0	13-14
TV Games	4-1	21-31
CBS	0-0	0-2
ESPN	0-0	1-6
ESPN2	0-0	2-5
ESPN2	0-0	0-2
ESPNNews	0-0	0-1
SEC Network	3-1	18-14
Fox Sports South	0-0	1-1
CBS Sports Network	1-0	1-0

UK scores on 1st possession	1-0	9-9
Opp scores on 1st possession	3-0	8-13
UK scores first	2-1	14-11
Opponent scores first	2-0	9-20
UK leads after 1st quarter	2-0	13-4
Opponent leads after 1stQ	1-0	6-20
Teams are tied after 1stQ	2-0	4-7
UK leads at halftime	2-0	15-3
Opponent leads at halftime	1-0	4-26
Teams are tied at halftime	1-1	4-2
UK leads after 3rd quarter	4-1	19-2
Opponent leads after 3rdQ	0-0	2-28
Teams are tied after 3rdQ	0-0	3-1
Game goes to overtime	0-0	1-1

Scoring less than 20 pts	0-0	2-17
Scoring 20+ points	4-1	16-14
Scoring 30+ points	0-0	13-6
Allowing less than 20 pts	3-0	14-2
Allowing 20+ points	1-1	6-23
Allowing 30+ points	0-0	4-21

UK has more total yards	1-0	17-3
Opp. has more total yds	3-1	6-28
UK has more rushing yards	4-0	18-5
Opp. has more rushing yards	0-1	5-26
UK has more passing yards	0-1	15-9
Opp. has more passing yards	4-0	8-20
Rushing for < 100 yds	2-0	3-11
Rushing for over 100 yards	2-1	17-19
Rushing for 200+ yards	1-0	15-5
Passing for 200+ yards	1-1	12-9
Passing for 300+ yards	0-0	5-4

UK has 100-yard rusher	2-0	14-8
Opp. has 100-yard rusher	0-0	7-21

No turnovers	1-1	6-5
One or two turnovers	3-0	15-21
3 or more turnovers	0-0	2-5
No takeaways	0-0	5-4
3 or more takeaways	2-0	7-4
UK has more penalties	0-0	9-11
Opp. has more penalties	2-1	11-17
Teams have equal penalties	2-0	3-3

UK has more TOP	3-0	15-10
Opp. has more TOP	1-1	8-21

UK defense scores	1-0	5-4
Opponent defense scores	0-0	4-5
UK returns KO/Punt for TD	0-0	1-0
Opp. returns KO/Punt for TD	0-0	0-4

Playing on natural grass	1-0	9-20
Playing on artificial surface	3-1	14-11
In blue uniforms	0-0	2-2
In white uniforms	1-0	1-4
In white unis/blue pants	1-0	4-11
In blue unis/white pants	2-0	10-3
In black uniforms	0-0	1-3
In blue uniforms/grey pants	0-0	1-3
In grey uniforms	0-1	2-3
In grey uniforms/blue pants	0-0	2-2

MILESTONES TO WATCH IN 2017

- Junior WR **Garrett Johnson** has 1,772 career receiving yards and is fourth all-time on Kentucky's career receiving list. He needs 567 more receiving yards to tie Derek Abney for third.
- Johnson currently has 127 career receptions. He needs two more to move into the top 10 on the career list.
- Junior kicker **Austin MacGinnis** ranks second on the career scoring list with 298 points. He needs seven points to tie and eight more to surpass Lones Seiber as Kentucky's all-time leading scorer.
- **MacGinnis** has hit 59 career field goals and is now No. 1 on Kentucky's all-time field goals made list, surpassing Joey Worley (57 from 1984-87).
- MacGinnis has attempted 77 field goals which ranks third on the career list. He needs two more to move up to No. 2 with Lones Seiber (79 from 2006-09).
- Sophomore RB **Benny Snell Jr.** has 1,497 career rushing yards and is 20th all-time on Kentucky's career rushing list. He needs 37 more to tie Al Baker (1986-90) for 19th.

CONRAD CONTINUING BREAKOUT SEASON

- Tight end C.J. Conrad has been a major threat in the first five weeks, catching nine passes for 195 yards and three scores.
- The junior is averaging 21.7 yards per catch, up from 12.1 he has averaged in his career.
- Conrad is already within one score of his 2016 touchdown total and only 67 yards behind his 2016 receiving yardage total. He also has twice been tackled just shy of the end zone.

FRESHMAN CATS DEBUT

- Seven true freshmen have seen action this season. They are: WR Lynn Bowden Jr., DE Josh Paschal, NG Quinton Bohanna, WR Josh Ali, WR Isaiah Epps, WR Clevon Thomas Jr. and DB Cedric Dort.
- Redshirt freshmen debuting this season are: CB Davonte Robinson, RB A.J. Rose, CB Zy'Aire Hughes, LB Jamar Watson, DT Kordell Looney, OG Luke Fortner and C Drake Jackson.

UNRELENTING SCHEDULE

- The Southeastern Conference is no place for the faint of heart and Kentucky will once again have to march through an unforgiving schedule as it seeks a second straight bowl season.
- According to the NCAA rankings, Kentucky's schedule is currently the 29th toughest in the country.
- Only five teams in the country face more than the nine opponents on the Cats' schedule who played in a bowl last season: Notre Dame and Syracuse (11) and Duke, Ole Miss and South Carolina (10).
- Once again, Kentucky will earn everything it gets. Three opponents (Georgia, Louisville, Florida) currently rank in the top 25 of the national polls with Mississippi State receiving votes.

UK ADEPT AT HOLDING THIRD-QUARTER LEADS

- Kentucky has won 36 of its past 38 games when staked to a lead at the end of the third quarter, dating back to a 2008 loss vs. South Carolina.
- UK is 19-2 in the Mark Stoops era when holding a third-quarter lead. The only losses were in 2016 vs. Georgia and 2017 vs. Florida.

2016 WAS A HISTORICAL SEASON ON THE GROUND

- Kentucky's dominance on the ground in 2016 ranks as one of the best campaign's in program history:

Most Rushing Yards in a Single Season

1. 3,124 (1974)
2. **3,044 (2016)**
3. 2,960 (1976)
4. 2,661 (1975)
5. 2,638 (1979)

Most Rushing TDs in a Single Season

1. 30 (1949)
2. **30 (2016)**



TRACKING KENTUCKY'S OPPONENTS

Opponent	UK vs. Opp	Opp. Record	Last Game	Next Game
at Southern Miss	Sept. 2	2-2	L, vs. North Texas, 28-43	at UTSA - Oct. 7
vs. Eastern Kentucky	Sept. 9	1-3	L, at SE Missouri State, 10-29	vs. Tennessee State - Oct. 7
at South Carolina	Sept. 16	3-1	L, at Texas A&M, 17-24	at Arkansas - Oct. 7
vs. Florida	Sept. 23	3-1	W, vs. Vanderbilt, 38-24	vs. LSU - Oct. 7
vs. Eastern Michigan	Sept. 30	2-2	L, at Kentucky, 20-24	at Toledo - Oct. 7
vs. Missouri	Oct. 7	1-3	L, vs. Auburn, 14-51	at Kentucky - Oct. 7
at Miss. State	Oct. 21	3-2	L, at Auburn, 10-49	vs. BYU - Oct. 14
vs. Tennessee	Oct. 28	3-2	L, vs. Georgia, 0-41	vs. South Carolina - Oct. 14
vs. Ole Miss	Nov. 4	2-2	L, at Alabama, 3-66	at Auburn - Oct. 7
at Vanderbilt	Nov. 11	3-1	L, at Florida, 24-38	vs. Georgia - Oct. 7
at Georgia	Nov. 18	5-0	W, at Tennessee, 41-0	at Vanderbilt - Oct. 7
vs. Louisville	Nov. 25	4-1	W, vs. Murray State, 55-10	at NC State - Oct. 5

3. 28 (1950)
4. 26 (2010)
- 26 (2009)

- Kentucky averaged 5.43 yards per rush, which set a new school record for best average yards per carry in a single season by half a yard per carry. The old record in 4.94 in 1974.

BENNY IN THE RECORD BOOKS

Benny Snell Jr. earned All-SEC Freshman honors last season after rushing a team-high 186 times for 1,091 yards and 13 touchdowns, averaging 5.9 yards per carry.

- The 1,091 rushing yards is a school record for most ever by a freshman in a season for UK. Moe Williams had 928 rushing yards as a freshman in 1993.
- With 13 rushing touchdowns last season, he broke Randall Cobb (2008)'s record for most rushing TDs by a UK freshman (7) and most total touchdowns (9).
- Snell had the most rushing TDs in a single season (13) since Artose Pinner had 13 in 2002.
- With 152 yards against Austin Peay, he eclipsed 100 yards on the ground for the fifth time in 2016, setting the school's freshman record for most 100-yard rushing games in a season.
- Snell is the first UK player with a rushing touchdown in three consecutive games since Derrick Locke in 2010 and first freshman with a rushing touchdown in three consecutive games since Randall Cobb in 2008.
- Snell was the first freshman in school history to have 100 rushing yards and a rushing touchdown in three consecutive games.
- His career-high 192 yards rushing vs. Mizzou set a school record for most rushing yards by a freshman in a single game. The previous high was Derick Logan's 186 yards against Mississippi State on Nov. 9, 1996.
- The 192 rushing yards tie for the ninth most in a single game in school history and the most since Rafael Little rushed for 198 yards vs. Vanderbilt on Nov. 12, 2005.

- His 38 carries vs. Mizzou were the most since Derick Logan had 41 attempts vs. Mississippi State in 1996.
- His five rushing TDs in the first four games of 2016 were the most by a UK player in his first four games of his freshman season in school history.
- Snell had one of the best rushing touchdown-to-carry ratios by any Kentucky player since rushing TDs were tracked at UK beginning in 1949 (min. 100 career carries):

Rushing Attempts-To-Rushing Touchdown Ratio (Since 1949, Min. 100 Career Carries)

- 10.4:1, Randall Cobb (2008-2010) (228 carries, 22 touchdowns)
- 12.9:1, Babe Parilli (1949-1951) (103 carries, 8 touchdowns)
- 13.8:1, Bob Hardy (1953-1955) (262 carries, 19 touchdowns)
- 14.3:1, Benny Snell Jr. (2016) (186 carries, 13 touchdowns)**
- 14.4:1, Calvin Bird (1958-1960) (202 carries, 14 touchdowns)

Most 100-yard games in a season

1. 8 Artose Pinner 2002
2. 7 Moe Williams 1995
3. 6 Rafael Little 2007
- 6 Mark Higgs 1987
- 6 George Adams 1984
- 6 Sonny Collins 1975
7. 5 Boom Williams 2015
- 5 Benny Snell Jr. 2016**

Most Rushing Yards by a Freshman

1. **1,057 Benny Snell Jr. 2016**
2. 928 Moe Williams 1993

Most Rushing Touchdowns by a Freshman

1. **13 Benny Snell Jr. 2016**
2. 7 Randall Cobb 2008

Most Total Touchdowns by a Freshman

1. **13 Benny Snell Jr. 2016**
2. 9 Randall Cobb 2008

100-YARD RUSHERS

Player	2017	Career	'17 Opponent
Benny Snell Jr.	2	7	E. Kentucky South Carolina

100-YARD RECEIVERS

Player	2017	Career	'17 Opponent
Garrett Johnson		5	
C.J. Conrad		1	

INTERCEPTIONS

Player	2017	Career
Mike Edwards	3	7
Derrick Baity Jr.	1	4
Chris Westry		3
Darius West	1	1
Kendall Randolph	1	1

TRACKING SACK LEADERS

Player	2017	Career
Josh Allen	5.5	13.0
Denzil Ware	2.5	9.0
Jordan Jones		4.0
Chris Westry		1.5
Josh Paschal	1.0	1.0
Adrian Middleton	1.0	1.0
Kengera Daniel	1.0	1.0
Courtney Love		1.0
Naquez Pringle		1.0
Kendall Randolph		1.0

DOUBLE-FIGURE TACKLERS

Player	2017	Career
Mike Edwards	1	5
Jordan Jones		4
Darius West	1	1



STAT LEADERS

PASSING

UK	COMP-ATT-INT-YDS-TD
Stephen Johnson	77-119-1-940-7

RUSHING

UK	ATT-YDS-TD
Benny Snell Jr.	106-406-4
Sihiem King	31-159-0

RECEIVING

UK	REC-YDS-TD
Garrett Johnson	20-222-1
Charles Walker	10-112-0
C.J. Conrad	9-195-3

TACKLES

UK	TACKLES
Darius West	35.0-1.5 TFL-INT
Courtney Love	33.0-2.0 TFL-FR
Mike Edwards	32.0-3 INT

STAT SUPERLATIVES

Most Games Played: Garrett Johnson (42), Charles Walker (42), Matt Elam (41), Nick Haynes (41), Blake Bone (38), Kyle Meadows (34), Dorian Baker (32)

Most Games Started: Chris Westry (30), Nick Haynes (28), Kyle Meadows (28), Garrett Johnson (27), Denzil Ware (26), C.J. Conrad (24), Dorian Baker (24), Mike Edwards (23), Derrick Baity (21)

Consecutive Games Started: Chris Westry (30), Kyle Meadows (27), Nick Haynes (25), Mike Edwards (23), Courtney Love (18), Adrian Middleton (17)

Consecutive Games with a Tackle (min. 12): Chris Westry (30), Mike Edwards (26), Josh Allen (18), Courtney Love (18), Naquez Pringle (17), Jordan Jones (16).

Consecutive Games with a Reception: Garrett Johnson (16), Dorian Baker (6)

WHERE ARE THE COACHES?

SIDELINE

Mark Stoops, Head Coach
Eddie Gran, HC Offense/RBs
Vince Marrow, Tight Ends
John Schlارman, Offensive Line
Lamar Thomas, Wide Receivers
Steve Clinkscale, Defensive Backs
Derrick LeBlanc, Defensive Line
Dean Hood, OLBs, Special Teams

PRESS BOX

Matt House, Defensive Coordinator, ILBs
Darin Hinshaw, Co-OC/Quarterbacks

Most Rushing Yards by a Freshman in a Single Game

1. 192 Benny Snell Jr. vs. Missouri, 2016
2. 186 Derick Logan vs. Miss. State, 1996

JOHNSON & JOHNSON

- Explosive senior wide receiver Garrett "Juice" Johnson found a connection with quarterback Stephen Johnson, hooking up for three touchdowns of 40 yards or more over the final two games of 2016.
- Juice hauled in a 75-yard bomb on the Wildcats' first play from scrimmage in the 41-38 upset victory at Louisville. He later added a 63-yarder that looked nearly identical to the first score, as he got behind the Cardinals' defense.
- The duo connected on a critical 30-yard gain in the Cats' win over Eastern Kentucky on Sept. 9 this season. He got his first TD catch of 2017 vs. Florida.
- Juice led the 2016 team with 39 catches for 585 yards and a team-high five touchdowns on the season. Through five games in 2017, he has a team-high 20 catches for 222 yards and a score.
- For his career, Juice has five catches of 40-plus yards.
- Johnson now ranks fourth on Kentucky's all-time career receiving yardage list with 1,772.

KENTUCKY OFFENSE

- Twenty letter winners return on offense from the 2016 season, including eight primary starters.
- Kentucky went through a remarkable transformation a year ago under new offensive coordinator Eddie Gran. Leaning more toward the passing game at the beginning of the season, an injury to the starting quarterback and the emergence of an outstanding freshman running back led Gran to remodel the attack.
- The result was 3,044 rushing yards, second-most in school history; 5.4 yards per carry, shattering the school record by a wide margin; and a pair of 1,000-yard rushers, first time in school history that had been accomplished in one season. And, the record-breaking ground game set up an entertaining big-play passing offense that featured 14 completions of 40 or more yards, 10 of which went for touchdowns. Kentucky scored at least 35 points seven times in 2016, the most since the 2007 season (nine).
- With two veteran quarterbacks, a 1,000-yard rusher, two career 1,000-yard receivers and four starters returning in the line, the UK offense should have balanced firepower again in the coming season.
- This season, the Cats offense has again been very balanced in its ability to run and throw effectively.
- The offense has done a remarkable job of taking care of the football, turning it over just four times (three fumbles, one interception) through five games. The Cats rank third in the SEC and 11th nationally in turnover margin (+7).

Quarterbacks

- Senior Stephen Johnson stepped in as the Kentucky starter after an injury to quarterback Drew Barker just two games into the 2016 season, and provided a veteran and calming presence.
- In 2016, Johnson went 5-4 as a starter in 2016, completing 145-of-265 passes for 2,037 yards and 13 touchdowns. He also carried the ball 97 times for 327 yards and three scores.
- This season, Johnson has led the Cats to a 4-1 start, including road wins at Southern Miss and South Carolina. He has completed 77-of-119 passes for 940 yards and seven touchdowns and only one interception.
- The 6-foot-2, 185-pound Californian will forever hold a place in Kentucky fans' hearts in leading UK to a thrilling upset of the 11th-ranked Louisville Cardinals in the regular-season finale (41-38). Also guiding UK to a pair of come-from-behind wins in relief roles, Johnson led the Cats to their best record in seven years and a bowl game for the first time since 2010.
- Barker is currently the backup along with redshirt freshman Gunnar Hoak. The Dublin, Ohio native was a four-star prospect out of Dublin Coffman High School where he threw for 1,798 yards and 14 touchdowns a senior. Also on the roster is junior walk-on Luke Wright who earned a starting spot in the last year's game vs. Austin Peay.

Running Backs

- Despite the loss of big-play-maker Stanley "Boom" Williams to the NFL (366 for 2,511 yards and 18 TDs in his career) and senior Jojo Kemp (338 for 1,709 and 19 TDs in his career) to graduation, running backs coach Eddie Gran is able to go four deep.



2017 TEAM CAPTAINS

Game captains for the 2017 season will be decided on a week-by-week basis. They are listed below.

Southern Miss	Mike Edwards, Nick Haynes, Stephen Johnson, Courtney Love
Eastern Kentucky	Mike Edwards, Nick Haynes, Stephen Johnson, Courtney Love
South Carolina	Mike Edwards, Nick Haynes, Stephen Johnson, Courtney Love
Florida	Mike Edwards, Nick Haynes, Stephen Johnson, Courtney Love
Eastern Michigan	Mike Edwards, Nick Haynes, Stephen Johnson, Courtney Love
Missouri	TBD
Mississippi State	TBD
Tennessee	TBD
Ole Miss	TBD
Vanderbilt	TBD
Georgia	TBD
Louisville	TBD

- Sophomore phenom Benny Snell Jr., burst on the scene three games into last season and never looked back. Although he did not have a carry in the first two games of 2016, Snell went on to break six freshman records on his way to being named a FWAA, ESPN and 247Sports Freshman All-American and All-SEC selection. He finished with a UK freshman record 1,091 rushing yards on 186 carries with a freshman-record 13 rushing and total touchdowns.
- Snell is proving his rookie season was no fluke, ranking seventh in the SEC with 81.2 rushing yards per game through five games in 2017.
- Don't sleep on junior Sihiem King, who earned the No. 2 spot behind Snell in fall camp. King had 11 carries for 81 yards last season, seeing most of his time on special teams as UK's kick return specialist. He has proven to be a big play back like Williams was, averaging 5.1 yards per carry through the Cats first five games this season.
- Also looking to make his mark after redshirting last season is freshman Asim "A.J." Rose. Arriving last year at 200 pounds, Rose is now 212 pounds and noticeably bigger and stronger. True freshman running back Bryant Koback enrolled early but was limited in spring practice as he was still rehabbing an injury suffered during his senior season, and some in fall camp due to a hamstring. Koback put up eye-popping numbers prior to his injury, rushing 93 times for 1,096 yards and an impressive 21 total touchdowns (19 rushing and two receiving) in just four games.
- In 2016, the Cats rushed for the second-most yards in school history with 3,044 yards and a school-record 30 rushing touchdowns. UK also averaged 5.4 yards per carry, another school record.

Wide Receivers

- Second-year wide receivers coach Lamar Thomas has almost as many receivers in his meeting room as he has Skittles in his pockets. With the loss of senior Dorian Baker to an ankle injury during preseason camp, the wealth of talent still goes 16 deep.
- Starting WR Garrett "Juice" Johnson leads the returning receiving corps with 115 catches for 1,655 yards and nine TDs heading into the 2017 season. Letter winners returning are Blake Bone, Charles Moushey, Tavin Richardson and Charles Walker.
- Johnson continues to climb the school's all-time receiving chart, ranking fourth in career yardage with 1,772 on 127 catches (14.0 per catch). He also has five catches of at least 40 yards in his career.
- Bone had a career-high 93 yards receiving on three catches vs. ECU, exceeding his season total of 82 yards last season. He followed up with a TD catch vs. Florida.
- Senior Kayaune Ross is 6-foot-6 and looks to make his mark after catching two passes for 10 yards and a score as a sophomore.
- Kentucky had 15 different players catch passes last season and 11 of them return in 2017, including seven wideouts.
- True freshman and mid-year enrollee, Clevon Thomas Jr., was impressive in spring and fall practice. He arrived on campus in January from Miami's Charles W. Flanagan High School as one of the nation's top 100 wide receivers. Kentucky's depth increased with addition of four impact freshmen in Josh Ali, Lynn Bowden Jr., Isaiah Epps and Javonte Richardson.

Tight Ends

- The tight ends are led by junior C.J. Conrad, who has returned from off-season shoulder surgery to look very impressive. He has caught a touchdown pass in three of five games this season and has caught a touchdown pass in four of his last eight games.
- Conrad is third on the team in receiving yards with nine receptions for 195 yards this season. He is also averaging 21.7 yards per reception. The valuable run blocker and pass catcher now has totaled 43 receptions for 606 yards and eight TDs in his career.

HONORING THE CATS IN 2017

Derrick Baity, Junior, DB, #8

- SEC Co-Defensive Player of the Week (9/18)

Quinton Bohanna, Freshman, DL, #95

- Athlon Sports Preseason SEC All-Freshman Third Team

Lynn Bowden, Freshman, WR, #1

- Athlon Sports Preseason SEC All-Freshman First Team (All-Purpose)

C.J. Conrad, Junior, TE, #87

- John Mackey Award Preseason Watch List
- Preseason All-SEC Third Team (Coaches)

Mike Edwards, Junior, S, #7

- Athlon Sports Preseason All-SEC Second Team
- Jim Thorpe Preseason Watch List
- Preseason All-SEC Third Team (Media)
- Preseason All-SEC Third Team (Coaches)

Luke Fortner, R-Freshman, OL, #79

- Athlon Sports Preseason SEC All-Freshman Third Team

Nick Haynes, Senior, OG, #68

- Athlon Sports Preseason All-SEC Third Team

Drake Jackson, R-Freshman, C, #52

- Athlon Sports Preseason SEC All-Freshman Third Team

Stephen Johnson, Senior, QB, #15

- Johnny Unitas Golden Arm Watch List

Jordan Jones, Junior, LB, #34

- Athlon Sports Preseason All-SEC First Team
- Athlon Sports Preseason All-America Third Team
- Preseason All-SEC Third Team (Media)
- Preseason All-SEC Second Team (Coaches)
- Southern Pigskin All-SEC Preseason First Team
- Bednarik Award Watch List
- Bronko Nagurski Trophy Watch List

Courtney Love, Senior, LB, #51

- Allstate AFCA Good Works Team
- Lott Trophy Watch List
- Wuerffel Trophy Watch List

Austin MacGinnis, Senior, K, #99

- SEC Special Teams Player of the Week (9/18)
- "Star of the Week" by the Lou Groza Collegiate Place-Kicker Award (9/18)
- Athlon Sports Preseason All-SEC Fourth Team
- Lou Groza Award Watch List
- Campbell Trophy Semifinalist
- Preseason All-SEC Third Team (Coaches)

Cole Mosier, Junior, OT, #74*

- Athlon Sports Preseason All-SEC Fourth Team

Josh Paschal, Freshman, LB, #4

- SEC Special Teams Player of the Week (10/2)
- Athlon Sports Preseason SEC All-Freshman Third Team

A.J. Rose, R-Freshman, RB, #10

- Athlon Sports Preseason SEC All-Freshman Third Team (All-Purpose)

Benny Snell Jr., Sophomore, RB, #26

- Athlon Sports Preseason All-SEC Third Team
- Maxwell Award Watch List
- Doak Walker Award Watch List
- Preseason All-SEC Third Team (Coaches)

Denzil Ware, Junior, LB, #35

- SEC Defensive Lineman of the Week (9/5)
- Athlon Sports Preseason All-SEC Third Team
- Preseason All-SEC Second Team (Media)
- Preseason All-SEC Second Team (Coaches)

**Will miss season due to knee injury*



CATS SCRATCHES

JUNIOR • OL • GEORGE ASAFO-ADJEI

- Nickname is "Big George"
- Speaks English and Ghanaian

SENIOR • LB • JOSH ALLEN

- Sister, Myisha Hines-Allen, plays basketball at Louisville

JUNIOR • TE • C.J. CONRAD

- Comes from a family of athletes
- Brother, Austin, is currently a redshirt freshman defensive end at Ohio
- There will be at least one parent at each of their games this season
- Sister, Mackenzie, played collegiate softball at Akron and Coastal Carolina
- Both parents (Louis and Mike) played collegiate basketball at Tiffin University
- Grew up working on his grandfather's dairy farm, helping milk over 600 Holstein cows during the summers

JUNIOR • S • MIKE EDWARDS

- Wears a pink mouthpiece in memory of his aunt, Angie Evans, who passed away from breast cancer in 2013
- Wears No. 7 because he's a huge John Elway and Denver Broncos fan

SENIOR • OL • NICK HAYNES

- Has bowled a perfect 300 five times
- Started bowling at the age of eight with his family who all bowl in leagues
- Dad, Stephen, retired as a Master Sergeant after 22 years in the Air Force

SENIOR • QB • STEPHEN JOHNSON

- Suffered from Tourette Syndrome until the age of 13
- Sister, Sydney, is a junior forward/midfielder on the women's soccer team at Southern Cal, which won the 2016 NCAA championship with a 3-1 win over West Virginia

SENIOR • LB • COURTNEY LOVE

- Leads the team in community service hours
- Volunteers as a mentor at Amachi Central Kentucky, a program that pairs caring, positive adults with children and youth in the Bluegrass who have one or both parents in state or federal prison or are affected by incarceration in some way
- His mentee, Antonio "Tony" McKinney Jr., is eight years old

SENIOR • WR • CHARLES MOUSHEY

- Came to Kentucky in 2014 as a pole vaulter on UK's track and field team
- Set the UK freshman record in the pole vault at SEC championships

RS FRESHMAN • RB • A.J. ROSE

- Earned an Eagle Scout, the highest achievement or rank attainable in the Boy Scouting program of the Boy Scouts of America
- Only four percent of Boy Scouts are granted this rank after a lengthy review process

SOPHOMORE • RB • BENNY SNELL JR.

- Snell family has a legacy of running backs
- His dad, Ben Snell Sr., starred as a running back at Ohio Northern and was drafted by the Baltimore Ravens then played in NFL Europe and the XFL
- His great uncle, Matt Snell, was a running back for the New York Jets from 1964-72
- Matt Snell rushed for 121 yards and a touchdown in the Jets' stunning 16-7 upset of the Baltimore Colts in Super Bowl III

- Senior Greg Hart caught his first career touchdown with a 20-yard scoring grab vs. Eastern Michigan on Sept. 30. Hart, who caught six passes for 32 yards in his first season as a Wildcat after transferring from Nebraska in 2015, adds depth along with sophomore Justin Rigg, who saw his first action of the season at South Carolina, catching one pass for six yards.
- Redshirt freshman Jaylin Bannerman switched from linebacker to tight end during the preseason and looks to get in the mix as well.

Offensive Line

- Offensive line coach John Schlarman continuously puts together an offensive unit that helps lead the Wildcats to high levels of point production. The offensive line was named a semifinalist in 2016 for the Joe Moore Award which recognizes the nation's Most Outstanding Offensive Line.
- Once again, the offensive line is one of the most experienced positions as it returns 68 career starts, including 47 from 2016.
- Perhaps the biggest task for Coach Schlarman is replacing four-year starting center Jon Toth. The All-SEC center started in a nation-high 48 consecutive games. Junior "Bunchy" Stallings earned a starting spot at right guard in eight games last season but is starting at center after an impressive spring. Redshirt freshman Drake Jackson out of Woodford County High School has also been waiting his turn to replace Toth and saw extended action vs. Eastern Michigan on Sept. 30.
- Another big loss on the O-Line was senior left tackle Cole Mosier who tore the ACL in his right knee during a preseason scrimmage. Mosier played in 32 games with 13 starts at left tackle.
- Senior Kyle Meadows now has 27 consecutive starts at right tackle, while sophomore Landon Young is a gifted talent who returns after starting at left tackle in three of 12 games played as a true freshman. Junior David Baumer also looks for playing time at that left tackle spot.
- Junior George Asafo-Adjei can play guard or tackle and gives UK a talented option in the line.
- Senior Nick Haynes started at left guard last season but can move over to right guard if Stallings plays at center. Sophomore Logan Stenberg saw his role increase as the backup for Haynes at left guard as the season went along. The true freshman made quite the impression as he was named to the All-SEC Freshman team along with running back Benny Snell Jr. Stenberg started at left guard in the opener at Southern Miss.
- In 2017, Stenberg is the only offensive lineman to have started at the same position all five games.
- Redshirt freshman Luke Fortner provides depth in the rotation as does sophomore Mason Wolfe. True freshmen Naasir Watkins add promising depth.

KENTUCKY SPECIAL TEAMS

- New special teams coordinator Dean Hood brings a wealth of knowledge to the program as he enters his 30th year of college coaching.
- The knowledge was evident in the season opener at Southern Miss as UK had several excellent facets in special teams.
 - Matt Panton averaged 42 yards per punt, including five inside the 20-yard line, two of which were downed at the one-yard line.
 - Austin MacGinnis' placement of kickoffs, and the subsequent coverage, was outstanding.
 - Between the kicking and tenacious kick coverage, USM's average starting yard line for the game was its own 17-yard line.
 - MacGinnis made his only field goal attempt and all three extra points.
 - Sihiem King's 46-yard kickoff return (also drawing a desperation 15-yard facemask penalty) set up a touchdown drive that only needed to go 37 yards.
- Senior kicker Austin MacGinnis is on pace to become UK's leading scorer. He has already recorded 298 points, which ranks him second on UK's career scoring list.
- MacGinnis has also hit 59 career field goals and has passed Joey Worley (57 from 1984-87) for No. 1 on the all-time field goals made list.
- Junior Miles Butler can also step in at placekicker. He hit 4 of 4 field goals in 2015 with a long kick of 46 yards and was 11 of 12 in PATs.
- Punter Matt Panton, a graduate transfer from Columbia University, has started a punter this season. He ranked No. 42 nationally in punting (40.5 average) last season, and finished with 29 punts inside the 20-yard line, four touchbacks, 13 fair catches and three punts of 50 yards or longer.
- Panton is currently averaging 43.1 yards per kick and had a career-long 71-yarder vs. Eastern Michigan on Sept. 30.
- Sophomore Grant McKinniss, who was a candidate for the Ray Guy Award as a freshman,



averaged 39.2 per punt with 10 downed inside the opponent's 20-yard line. He boomed a career-long 61-yard punt against Alabama.

- Junior Tristan Yeomans handles the long snapping for punts, while sophomore Blake Best is the snapper for field goals and PATs.
- The kick returns are in the capable hands of senior Charles Walker for punts and junior Sihiem King for kickoffs. Walker returned 15 punts in 2016 for 117 yards, good for a 7.8 average which ranked seventh in the SEC. King is UK's leading kick returner after averaging 21.3 yards on 10 kickoff returns last year. Freshman athlete Lynn Bowden brings excitement to special teams as well.

MacGINNIS No. 2 Scorer in UK History

- Kicker Austin MacGinnis ranks as the No. 2 scorer in Kentucky history with 298 career points. He needs just seven more to tie Lones Seiber (305 from 2006-09) at No. 1.
- MacGinnis has made 59 of 77 field goals in his career for 76.6 percent.
- With a pair of field goals against Florida on Sept. 23, MacGinnis became the school record holder for most career field goals, surpassing Joey Worley (57 from 1984-87.)
- He entered 2017 with a streak of seven straight made field goals and extended it to nine before his first miss of the season vs. Eastern Kentucky. He already owns the school record with 11 straight.

MacGINNIS PLAYS THE ROLE OF HERO. TWICE.

- Senior kicker Austin MacGinnis' had two game-winning field goals in 2016, making him just the second player in school-history to have two career game-winning kicks in the final minute of regulation. Doug Pelfrey also has two (1990 vs. Georgia, 32 yards, and 1991 vs. Cincinnati, 53 yards).
- MacGinnis' game-winning 51-yard field goal vs. Mississippi State was his longest of the season. He was named one of three Lou Groza Award "Stars of the Week" for his performance. The game-winning field goal on the final play of the game was Kentucky's first since Oct. 17, 1998 when Seth Hanson drilled a 33-yarder to defeat LSU in Baton Rouge.
- The Wedowee, Ala. native drilled a 47-yarder with 12 seconds left to defeat Louisville in the regular season finale.
- MacGinnis is now 5-of-9 on field goals of more than 50 yards in his career. He is the second player in school history to have at least four field goals of 51 yards.
- The 51-yard field goal was the longest made field goal by a UK kicker in an SEC home game since Ryan Tydlacka made a 51-yard field goal against South Carolina on Oct. 11, 2008.
- MacGinnis' 14 points against Mississippi State are the most scored by a kicker in an SEC game since Oct. 31, 1992 (Doug Pelfrey).
- MacGinnis is the sixth player in school history to reach 200 career points (Lones Seiber, Joey Worley, Seth Hanson, Taylor Begley, Randall Cobb), the third player to do so prior to their senior season (Randall Cobb and Lones Seiber). He also tied Randall Cobb for the quickest player to reach 200 career points in school history (29 games played).
- He is once again on the watch list for the Lou Groza Award and he was recently named a semifinalist for the prestigious William V. Campbell Trophy®, which recognizes an individual as the absolute best football scholar-athlete in the nation.

KENTUCKY DEFENSE

- For the first time in the Mark Stoops era there is a new defensive coordinator taking the reins of the defense. Matt House, who spent the 2016 season as the special teams coordinator and inside linebackers coach, was named D.J. Eliot's successor in January after Eliot left for

CATS IN THE PROS



CATS IN THE NFL

A total of 10 former Kentucky Wildcats are currently on National Football League rosters, with two additional players in the CFL. Here is the list, along with their years at UK:

Arizona Cardinals

#98 Corey Peters, DT (2006-09)

Baltimore Ravens

#90 Za'Darius Smith, OLB (2013-14)

#13 Chris Matthews, WR (2009-10)

Chicago Bears

#59 Danny Trevathan, LB (2008-11)

Green Bay Packers

#18 Randall Cobb, WR (2008-10)

New Orleans Saints

#75 Larry Warford, G (2009-12)

Pittsburgh Steelers

#48 Bud Dupree, OLB (2011-14)

#41 Farrington Huguenin, DL (2012-15)

Tennessee Titans

#54 Avery Williamson (2010-13)

#59 Wesley Woodyard (2004-07)

CATS IN THE CFL

Cory "C.J." Johnson, DT (2014-15)

Winnipeg Blue Bombers

Micah Johnson, LB (2006-09)

Calgary Stampeders

the same position at Colorado.

- Twenty-one letter winners return, including nine starters.
- UK opponents averaged 44.5 points in the first three games in 2016, but in the last nine regular season games, which included top-ranked Alabama, UK's defense held the opponent to 27.0 ppg.
- The Cats have been stifling against the run so far in 2017, allowing its fewest rushing yards through a season's first five games since 1987.
- The Cats currently rank third nationally in rushing yards allowed per game (74.0).
- In allowing just 13 rushing yards to Eastern Michigan the Cats posted the fewest rushing yards allowed vs. a FBS team since Vanderbilt had -29 in 1996.



Linebackers

- The linebacking unit runs 14 deep and has a wealth of elite talent and it all begins with All-SEC weakside linebacker Jordan Jones. The junior is the SEC's returning leader in tackles (109) and tackles for loss (15.5). He averaged a team-high 8.4 tackles per game and was a menace to opposing quarterbacks with four sacks and nine QB hurries.
- Jones has missed three games this season due to injury.
- At middle linebacker, senior Courtney Love was third on the team with 76 tackles through 13 games last season and was a proven leader on and off the field. He's currently second on the team in tackles with 33 in the first five games.
- Strongside linebacker Josh Allen was also a force on the outside as a sophomore last season, totaling 62 tackles with a team-high 8.5 sacks and four forced fumbles, which ranked tied for 14th nationally. He picked up where he left off last season, finishing with five tackles, three of which were for loss (-12 yards), including a seven-yard QB sack at Southern Miss. He also caused a fumble and had a quarterback hurry.
- Allen currently ranks ninth nationally and second in the SEC in sacks per game (1.10).
- Freshman Josh Paschal has shown devastating pass rushing potential this season and been taken under Allen and fellow "Blitz Bro" Denzil Ware's wings.
- Also looking to continue contributing quality minutes are junior Jordan Bonner and sophomores Eli Brown and Kash Daniel.
- Jamar "Boogie" Watson is ready for action after redshirting the 2016 season. He has the size and speed to be a versatile weapon against SEC offenses.

Defensive Line

- First-year defensive line coach Derrick LeBlanc replaced Jimmy Brumbaugh in February after being named the co-defensive coordinator at Maryland. LeBlanc, a former defensive lineman at Northwestern State, is known for his toughness. His line features eight returning letter winners, including starting at the weakside defensive end position Denzil Ware, who was second on the team in tackles for loss and sacks last season (70 tackles, 12.0 TFL, 5.5 sacks, 5 QBH). The line also returns defensive tackle Adrian Middleton (35 tackles, 5.5 TFL) and nose guard Naquez Pringle (39 tackles, 2.0 TFL, 1.0 sacks).
- Late in the third quarter vs. Southern Miss, safety Darius West made a jolting tackle that caused a fumble, which Ware scooped and scored from 20 yards out. It marked Ware's first collegiate touchdown but his second collegiate score. He also had a fumble return for a 2-point defensive PAT at South Carolina in 2015.
- Ware also recovered a fumble in the first quarter that set up UK's first touchdown and caused a fumble at Southern Miss. He finished with three tackles, featuring 1.5 for loss (-11 yards) and a 10-yard quarterback sack.
- Reserve nose guards Matt Elam and Jacob Hyde add depth and can be counted on to eat up double teams, while junior defensive end Kengera Daniel and sophomore defensive end T.J. Carter are looking to be a productive part of the defense in 2017.
- Sophomore Tymere Dubose got his first game action last season and is another option at tackle. Two redshirt freshmen looking to earn a spot in the rotation are Ja'Quize Cross of New Market, Alabama and Kordell Looney of Springfield, Ohio.
- DE Kengera Daniel and DT Adrian Middleton each recorded his first career sack vs. Eastern Michigan (Sept. 30).

Secondary

- Coach Steve Clinkscale is in his second season as the secondary coach.
- Kentucky ranked fifth in the SEC in pass defense for the second straight season, allowing just 206.1 yards per game in the air. Four of his



COBB INDUCTED INTO UK ATHLETICS HOF


The University of Kentucky Athletics Hall of Fame Class of 2017 was announced, with Randall Cobb (football), Collin Cowgill (baseball), Ralph Hacker (broadcaster), Sherry Hoover Bordner (cross country/indoor track/outdoor track), Sarah Rumely (volleyball) and John Wall (men's basketball) were inducted during Hall of Fame Weekend, Sept. 22-23, in conjunction with the football home game vs. Florida.

RANDALL COBB, Football (2008-10)

Arguably the most versatile, dynamic playmaker in UK football history as a wide receiver, quarterback, punt returner and kickoff returner ... First-team All-America as a junior ... Two-year first-team All-SEC ... Set SEC single-season record for all-purpose yardage (2,396 yards in 2010) ... Set UK career record for touchdowns (37), although he played only three seasons ... Clutch player who scored five game-winning fourth-quarter touchdowns in his career, vs. Arkansas, Louisville and South Carolina at home, also at Auburn and Georgia ... Left UK after his junior season and was a second-round draft pick by the Green Bay Packers ... Has been a star wide receiver during his six-year career with the Packers, making the 2011 NFL All-Rookie Team and being selected to the Pro Bowl following the 2014 season ... Returned to UK and finished his degree.

returning letter winners were a big reason for that success, including two returning starters in junior cornerbacks Derrick Baity and Chris Westry. Baity had 42 tackles, three interceptions and seven pass breakups in 2016, while Westry had 43 tackles, one interception and three PBUs. Also seeing time at cornerback and impressing the coaches with his athleticism was freshman Jordan Griffin.

- Two newcomers with size and speed who look to challenge for playing time are redshirt freshman safety Davonte Robinson, a local standout from Henry Clay High School, and junior college transfer cornerback Lonnie Johnson Jr.
- Junior safety Mike Edwards emerged as one of the league's top defensive backs last season, proving strong in run support while being an adept pass defender. He totaled 100 tackles, 5.5 TFL, three interceptions and eight pass breakups, earning second-team All-SEC honors. He already has two interceptions this season (vs. ECU and South Carolina).
- Junior Darius West has returned in full form after suffering a season-ending knee injury during fall camp last season. In addition to causing a fumble at Southern Miss, he made six tackles, including one for loss. West currently leads the team in tackles with 35.
- Showing big-play potential last season at nickelback was Kendall Randolph (15 tackles, 1.0 sacks). He looks to replace the experience and leadership of senior Blake McClain (180 career tackles, 4.5 TFL, 3.0 sacks, 22 PBU, 3 QBH, 2 FF). Randolph recorded his first career interception vs. Eastern Michigan on Sept. 30.



Oct. 22, 2016
vs. Mississippi State



Nov. 26, 2016
at Louisville

GAME-WINNING FIELD GOALS IN UK HISTORY

Below is a list of Kentucky's game-winning field goals in the final minute of regulation or overtime:

<u>Name</u>	<u>Date</u>	<u>Opponent</u>	<u>Distance of FG</u>	<u>Time</u>	<u>Final Score</u>
Austin MacGinnis	Nov. 26, 2016	at Louisville	47	:12	41-38
Austin MacGinnis	Oct. 22, 2016	Mississippi State	51	:00	40-38
Seth Hanson	Oct. 17, 1998	at LSU	33	:00	39-36
Brian Johnson	Sept. 21, 1996	Indiana	36	:14	3-0
Nicky Nickels	Nov. 13, 1993	East Carolina	29	:28	6-3
Doug Pelfrey	Nov. 2, 1991	Cincinnati	53	:00	20-17
Doug Pelfrey	Oct. 27, 1990	Georgia	32	:07	26-24
Clarkie Mayfield	Nov. 24, 1962	at Tennessee	19	:16	12-10
Delmar Hughes	Oct. 22, 1955	Florida	20	:34 seconds left	10-7

2017 SEASON NOTES

SCHEDULE NOTES

- The 2017 Kentucky football schedule features seven home games and five road tilts.
- Kentucky will once again face a challenging schedule as it includes home conference games with Florida, Missouri, Tennessee and Ole Miss. UK will travel to South Carolina, Mississippi State, Vanderbilt and Georgia in league play.
- Mixed in the conference schedule is first-time opponent Eastern Michigan at home on Sept. 30. That day, UK Athletics will host high school bands from across the state of Kentucky as part of Band Day.
- After Eastern Michigan, the Wildcats will face seven-straight SEC foes, hosting Missouri (Oct. 7) for Homecoming, along with the annual Ag Roundup and Family Weekend celebrations. The Cats will travel to Starkville, Miss., to face the Bulldogs on Oct. 21 and return home on Oct. 28 vs. Tennessee to recognize former head coach Rich Brooks and his three bowl championship teams (2006, 2007 and 2008).
- When the Wildcats play host to Ole Miss on Nov. 4, UK Athletics will pay special tribute to veterans with its first annual Salute to Veterans. Additionally, it will be Youth Football Day at Kroger Field.
- Back-to-back road games at Vanderbilt (Nov. 11) and Georgia (Nov. 18) will conclude regular-season SEC play before Louisville visits Kroger Field on Nov. 25 for Senior Day.
- The 2017 season will culminate with the first SEC Championship Game to be played in the new Mercedes Benz Stadium in Atlanta on

Saturday, Dec. 2. It will be the 26th edition of the game and the 24th in the city of Atlanta.

THREE WILDCATS DO SERVICE WORK IN DOMINICAN REPUBLIC

- In May of 2017, three Wildcats, outside linebackers Jordan Bonner and Denzil Ware and tight end C.J. Conrad, were chosen by the athletic department to participate in a service/educational trip to the Dominican Republic. During the week-long trip, they interacted with residents of impoverished communities, visited an orphanage, constructed park benches in a sugar cane village, distributed food to the hungry and visited a nursing home and a daycare for special needs children.
- UK has taken football student-athletes to Ethiopia on a service trip since 2011. Due to the state department's travel ban to Ethiopia, the Cats visited the DR in 2017.
 - 2011: Stuart Hines, Danny Trevathan
 - 2012: Mikie Benton, Matt Smith, Larry Warford
 - 2013: Kevin Mitchell, Jonathan George, Avery Williamson
 - 2014: Alvin "Bud" Dupree, Landon Foster, Braylon Heard
 - 2015: Austin MacGinnis, Marcus McWilson, Alex Montgomery
 - 2016: Greg Hart, De'Niro Laster, Courtney Love
 - *2017: Jordan Bonner, C.J. Conrad, Denzil Ware (Dominican Republic)

COACHING CHANGES

- Dean Hood was named special teams coordinator/outside linebackers



L-R: C.J. Conrad, Denzil Ware and Jordan Bonner with children in the DR.

coach to replace Matt House who was named defensive coordinator/inside linebackers coach. Hood spent the 2016 season as the assistant head coach/special teams coordinator/tight ends at Charlotte. House, who was UK's special teams coordinator in 2016, replaced D.J. Eliot who left UK for a similar position at Colorado.

- UK defensive line coach, Jimmy Brumbaugh, was hired to be the co-defensive coordinator at Maryland in February. Former North Texas defensive line coach, Derrick LeBlanc, was hired to replace Brumbaugh.

MID-YEAR ENROLLEES

- Kentucky welcomed seven mid-year enrollees to the program in January. One is a junior college transfer and six are true freshmen.

Danny Clark, Quarterback

6-2, 230, Fr.-HS

Columbus, Ohio (Archbishop Hoban)

Jamin Davis, Linebacker

6-4, 212, Fr.-HS

Ludowici, Ga. (Long County)

Cedric Dort Jr., Defensive Back

5-11, 170, Fr.-HS

Palm Beach Gardens, Fla. (Dwyer)

Lonnie Johnson Jr., Defensive Back

6-3, 203, Jr.-JC

Gary, Ind. (Garden City CC/Gary West Side)

Bryant Koback, Running Back

6-0, 193, Fr.-HS

Thornville, Ohio

Holland, Ohio (Springfield)

Clevan Thomas Jr., Wide Receiver

5-11, 205, Fr.-HS

Miami, Fla. (Charles W. Flanagan)

Walker Wood, Quarterback

6-0, 181, Fr.-HS

Lexington, Ky. (Lafayette)

- In 2016, UK added seven mid-year enrollees, including high school graduates Kash Daniel, Gunnar Hoak, Dakota Holtzclaw and Drake Jackson and three junior college transfers in Tate Leavitt, Naquez Pringle and Stephen Johnson.
- Daniel, Pringle and Johnson were the only players who didn't redshirt. Daniel recorded 19 tackles, mostly on special teams, while Pringle started in five of 12 games as nose guard and totaled 39 tackles, including 2.0 TFL. Johnson became UK's primary starter three games into the season after an injury to Drew Barker. He finished completed 145 of 265 passes for 2,037 yards and 13 TDs.

CWS RENAMED TO KROGER FIELD

- In May of 2017, UK, JMI Sports and Kroger announced a comprehensive and unprecedented partnership that expands Kroger's commitment to UK Athletics and the University of Kentucky, including the renaming of UK's football stadium from Commonwealth Stadium to Kroger Field.
- In order to avoid any confusion and in consultation with the Newton family, the football playing field will be renamed to C.M. Newton Grounds at Kroger Field. The playing field was named C.M. Newton Field in honor of the former UK athletics director in 2000.
- Through this partnership, Kroger also becomes the Official Fuel Partner of the University of Kentucky and the Official Grocery Partner of Move-In at UK while also providing additional engagement opportunities with UK students in discussion now. Per the agreement, Kroger is also the Official Nutrition and Pharmacy Partner of UK Athletics.

ACADEMIC SUCCESS

- Kentucky currently has eight players on its roster who have already earned their undergraduate degrees and will play football this fall while pursuing graduate school or a second diploma.

Drew Barker - Graduated in May of 2017 with a degree in integrated strategic communication and is currently working on a master's degree in public financial management at the Martin School of Public Administration

Dylan Greenberg - Earned a finance degree in December of 2016 and is currently working on a master's degree in business administration at UK's Gatton College of Business and Economics

Greg Hart - Graduated in May of 2017 with a degree in marketing and is currently working on a second degree in communications

Nick Haynes - Graduated in May of 2017 with a degree in economics and management and is currently working on a second degree in kinesiology

Jacob Hyde - Graduated in May of 2017 with a degree in social work and is currently working on a master's degree in social work

Courtney Love - Graduated in May of 2017 with a degree in community and leadership development and is currently working on a second degree in communications

Austin MacGinnis - Graduated in May of 2017 with a degree in finance and is currently working on a master's degree in business administration at UK's Gatton College of Business and Economics

Matt Panton - Graduated in May of 2017 from Columbia with a degree in psychology and is currently working on a master's degree in business administration at UK's Gatton College of Business and Economics

• Last year, UK had 31 players on the 2016 SEC Fall Academic Honor Roll and eight (**Jordan Bonner, Luke Fortner, Jordan Griffin, Grant McKinniss, Justin Rigg, Kayaune Ross, Jamar Watson and Landon Young**) were named to the SEC First-Year Academic Honor Roll.

• Nine Wildcats (**David Baumer, Garrett Johnson, Stephen Johnson, Will Mahone, Kyle Meadows, Cole Mosier, Charles Moushey, Naquez Pringle and Charles Walker**) are all expected to graduate in December with their undergraduate degrees.

• Another eight players are on track to graduate in May: **Logan Blue, Blake Bone, David Bouvier, Matt Elam, Jacob Hyde (master's in social work), Adrian Middleton, Kendall Randolph and Kayaune Ross.**

• Several key UK players have strong cumulative GPAs over their academic careers, including Miles Butler (4.0), Charles Walker (3.786), Luke Fortner (3.725), Austin MacGinnis (graduated with a 3.672; 3.667 in grad school), and Jacob Hyde (graduated with a 3.085; 4.0 in grad school).



STATUE HONORING SEC TRAILBLAZERS UNVEILED

The statue honoring the four UK players who broke the color barrier in Southeastern Conference football – Nate Northington, Greg Page, Wilbur Hackett and Houston Hogg – was unveiled at an event at the site of the statue on Sept. 2, 2016.

The statue commemorates the playing careers and lives of the first four African-American football players in SEC history. It is located on a pedestal in the plaza between the Joe Craft Football Training Facility and Kroger Field, positioned to remind fans, coaches and players of the incredible contributions made by Northington, Page, Hackett and Hogg to the University of Kentucky, the SEC and college football on a national level.

Cast in bronze, the statue features the four pioneers in uniform standing side by side. It was designed and sculpted by J. Brett Grill over the course of a year and after interviews with the three living trailblazers; Page's brother, Melvin; and teammates of the four. The statue is to scale, with the tallest figure standing approximately seven-and-a-half feet tall. It is 11 feet wide at its base and four feet in depth, weighing around 3,500 pounds.

Last year was the 50th anniversary of Northington and Page's arrival on the UK campus in 1966. Hackett and Hogg would join them a year later. This year marks the 50th anniversary of Northington integrating the SEC. He made his varsity debut on Sept. 23, 1967 against Indiana before breaking the SEC's color barrier a week later when UK hosted Ole Miss on Sept. 30, 1967. Tragically, Page – Northington's close friend – passed away just a day prior on Sept. 29 after suffering a neck injury in a practice accident. Hackett and Hogg would carry on Northington and Page's legacy, with Hackett becoming the SEC's first African-American team captain in any sport in 1969.

SEPT. 30 PROCLAIMED "NATE NORTHINGTON DAY"

Saturday vs. Eastern Michigan was the 50th anniversary of former Wildcat Nate Northington breaking the SEC's color barrier against Ole Miss (Sept. 30, 1967). Northington served as an honorary captain and was recognized several times throughout the game. Lexington Mayor Jim Gray declared it "Nate Northington Day," and over 100 student-athletes from UK came onto the field wearing No. 23 Nate Northington t-shirts to read messages of thanks to Northington, who also stood alongside UK's captains for the pregame coin toss. UK players also wore No. 23 helmet stickers to honor Northington.

KENTUCKY'S YOUNGSTOWN BOYS

As a neighbor of Pittsburgh, a.k.a. Steel City USA, Youngstown, Ohio has a reputation as a blue collar community defined by hard work and relationships forged over generations that are stronger than steel. Kentucky's football program is, in many ways, defined by that bond as it

creates a southern alumni club from Youngstown, the hometown of head coach Mark Stoops and several other key members of the program. Below is a list of staffers and players from Youngstown, Ohio:

- Mark Stoops - Head Coach (Cardinal Mooney)
- Vince Marrow - Recruiting Coord./Tight Ends (Cardinal Mooney)
- Steve Clinkscale - Defensive Backs (Chaney)
- Frank Buffano - Director of Operations (Cardinal Mooney)
- Lynn Bowden Jr. - Wide Receiver (Warren Harding)
- Jordan Jones - Linebacker (Cardinal Mooney)
- Tymere Dubose - Defensive Tackle (Youngstown Christian)
- Courtney Love - Linebacker (Cardinal Mooney)

DID YOU KNOW?

- This is the 127th season of intercollegiate football for the UK football program.
- Kentucky is in its fifth season under head coach **Mark Stoops**, who has energized the UK fan base with record-setting recruiting classes, facility upgrades and an influx in talent.
- A picture of longevity, UK Equipment Manager **Tom Kalinowski** is in his 40th season in that role. A group of former players, staff members and current UK coaches pitched in this summer to surprise him with a new Ford Escape.
- The Kentucky cheerleaders have won an unprecedented 22 national cheerleading championships, including 18 of the last 22, at the annual Universal Cheerleaders Association championships.
- Kentucky is one of only 10 schools that have won an NCAA men's basketball championship while also having a claim on a national championship in football.
- UK is one of only seven universities in the U.S. that have programs in agriculture, engineering, law, medicine and pharmacy on a single campus.
- The 2017 football roster is comprised of 18 different states and Australia. UK has 34 players from Ohio, 25 from Kentucky, 14 from Florida and nine from Georgia.

KENTUCKY ANNOUNCES 2018 SCHEDULE

- The 2018 Kentucky football schedule features seven home games, including visits from Mississippi State, South Carolina, Vanderbilt and Georgia, and five road games, the Southeastern Conference announced Tuesday.
- Kentucky opens its season at Kroger Field with Central Michigan on Sept. 1 before traveling to The Swamp to face the Florida Gators in the SEC opener on Sept. 8. The Wildcats close out September with a three-game homestand that includes Murray State (Sept. 15), Mississippi State (Sept. 22) and South Carolina (Sept. 29).
- The Wildcats travel to College Station, Texas for the first time since 1952 to face the Aggies of Texas A&M on Oct. 6. After an open date on Oct. 13, the Wildcats play host to Vanderbilt on Oct. 20 and meet Missouri in Columbia on Oct. 27.
- Two of Kentucky's four games in November are on the road. The Wildcats cap off their conference slate at home on Nov. 3 vs. Georgia before meeting Tennessee in Neyland Stadium on Nov. 10. UK returns to Kroger Field on Nov. 17 for Senior Day vs. Middle Tennessee State.
- The regular-season finale comes on Thanksgiving weekend with a Nov. 24 visit to Louisville at Papa John's Cardinal Stadium in the annual battle for the Governor's Cup.



2018 KENTUCKY FOOTBALL SCHEDULE

Date	Opponent	Location
SEPT. 1	VS. CENTRAL MICHIGAN	LEXINGTON
Sept. 8	at Florida*	Gainesville, Fla.
SEPT. 15	VS. MURRAY STATE	LEXINGTON
SEPT. 22	VS. MISSISSIPPI STATE*	LEXINGTON
SEPT. 29	VS. SOUTH CAROLINA*	LEXINGTON
Oct. 6	at Texas A&M*	College Station, Texas
Oct. 13	OFF	
OCT. 20	VS. VANDERBILT*	LEXINGTON
Oct. 27	at Missouri*	Columbia, Mo.
NOV. 3	VS. GEORGIA*	LEXINGTON
Nov. 10	at Tennessee*	Knoxville, Tenn.
NOV. 17	VS. MIDDLE TENNESSEE	LEXINGTON
Nov. 24	at Louisville	Louisville, Ky.

*SEC game; Home games in BOLD

CATS IN THE SEC/NCAA RANKINGS

Category	SEC	NCAA	National Leader	Stat
Scoring Offense	11-25.0	91	Oregon	49.6
Rushing Offense	11-128.4	93	Navy	400.0
Rush Defense	2-74.0	3	Michigan	69.3
Total Offense	13-322.2	111	Oklahoma	605.5
Total Defense	8-349.4	49	Michigan	203.3
Pass Defense	13-275.4	111	UTSA	121.0
Pass Efficiency	6-146.37	41	Oklahoma	229.85
Interceptions	2-6	19	S. Florida	14
4th-Down Conv.	7-0.500	68	6 teams tied	1.00
Opp. 4th-Down Conv.	9-0.615	86	7 teams tied	0.00
Red-Zone %	6-0.867	55	12 teams tied	1.00
Opp. Red-Zone Opp.	9-0.833	63	Virginia	0.500

	SEC	NCAA	Stat
Rushing Yards Per Game			
Benny Snell	7	54	81.2
Rushing Yards Per Carry			
Benny Snell	19	147	3.63
Rushing TDs			
Benny Snell	10	52	4
Total Offense			
Stephen Johnson	8	80	208.8
Benny Snell	20	183	81.2
Scoring			
Austin MacGinnis	5	70	8.2
Pass Efficiency			
Stephen Johnson	8	39	148.8
Passing Yards Per Completion			
Stephen Johnson	11	60	12.21
Field Goals			
Austin MacGinnis	1	12	1.80
Sacks			
Josh Allen	2	9	1.10
Interceptions			
Mike Edwards	1	6	3



ELEVEN FIRST ROUND DRAFT PICKS



COACHED BY MARK STOOPS SINCE 2001



WHO WANTS TO BE NEXT?



PHILLIP
BUCHANAN
2002
17TH OVERALL



ED
REED
2002
24TH OVERALL



MIKE
RUMPH
2002
27TH OVERALL



SEAN
TAYLOR
2004
5TH OVERALL



ANTREL
ROLLE
2005
8TH OVERALL



KELLY
JENNINGS
2006
31ST OVERALL



BRANDON
MERIWEATHER
2007
24TH OVERALL



ANTOINE
CASON
2008
27TH OVERALL



BJOERN
WERNER
2013
24TH OVERALL



XAVIER
RHODES
2013
25TH OVERALL



BUD
DUPREE
2015
22ND OVERALL

THE MARK STOOPS COACHING FILE

Year	School	Position	W-L	Bowl
1990	Iowa	Graduate Assistant	8-4	Rose
1991	Iowa	Graduate Assistant	10-1-1	Holiday
1992-95	Nordonia HS	Defensive Backs		
1996	South Florida	Defensive Backs	0-0	
1997	Wyoming	Defensive Backs	7-6	
1998	Wyoming	Defensive Backs	8-3	
1999	Wyoming	Defensive Backs	7-4	
2000	Houston	Co-Defensive Coord., Safeties	3-8	
2001	Miami (Fla.)	Defensive Backs	12-0	Rose
2002	Miami (Fla.)	Defensive Backs	12-1	Fiesta
2003	Miami (Fla.)	Defensive Backs	11-2	Orange
2004	Arizona	Defensive Coordinator, DBs	3-8	
2005	Arizona	Defensive Coordinator, DBs	3-8	
2006	Arizona	Defensive Coordinator, DBs	6-6	
2007	Arizona	Defensive Coordinator, DBs	5-7	
2008	Arizona	Defensive Coordinator, DBs	8-5	Las Vegas
2009	Arizona	Defensive Coordinator, DBs	8-5	Holiday
2010	Florida State	Defensive Coordinator, DBs	10-4	Chick-fil-A
2011	Florida State	Defensive Coordinator, DBs	9-4	Champs Sports
2012	Florida State	Defensive Coordinator, DBs	12-2	Orange
2013	Kentucky	Head Coach	2-10	
2014	Kentucky	Head Coach	5-7	
2015	Kentucky	Head Coach	5-7	
2016	Kentucky	Head Coach	7-6	TaxSlayer
2017	Kentucky	Head Coach	4-1	

STOOPS' IMPROVEMENTS AS DEFENSIVE COORDINATOR

* indicates the season before Stoops arrived

ARIZONA - NATIONAL RANKINGS

	Total Defense	Scoring Defense	Rush Defense	Pass Defense	Pass Efficiency Def.
2003*	109	107	84	112	112
2004	61	55	30	101	83
2005	86	64	93	72	66
2006	49	35	42	69	62
2007	53	59	47	71	33
2008	24	33	39	23	14
2009	25	53	29	33	37

FLORIDA STATE - NATIONAL RANKINGS

	Total Defense	Scoring Defense	Rush Defense	Pass Defense	Pass Efficiency Def.
2009*	108	94	108	77	110
2010	42	20	29	71	37
2011	4	4	2	20	25
2012	2	7	4	6	4



HEAD COACH MARK STOOPS | FIFTH SEASON

* Named the 37th head coach of the Kentucky football program on Nov. 27, 2012

Accomplished major defensive turnarounds at Arizona and Florida State.

* First task as UK coach was to put together a bright and energetic coaching staff. Stoops hired defensive coordinator D.J. Eliot, who has been with the Wildcats in each of the first three seasons of the Stoops era. Recently, Stoops added veteran co-offensive coordinators Eddie Gran and Darin Hinshaw.

* During Stoops' three seasons at FSU, the Seminoles went 10-4, 9-4 and 12-2, including wins over South Carolina in the 2010 Chick-fil-A Bowl, Notre Dame in the 2011 Champs

Sports Bowl and Northern Illinois in the 2013 Orange Bowl.

* Developed many players to NFL careers, including Alvin "Bud" Dupree, Za'Darius Smith, Antoine Cason, Michael Johnson, Philip Buchanon, Kelly Jennings, Brandon Meriweather, Ed Reed, Antrel Rolle, Mike Rumph, Sean Taylor and Brian Lee.

PERSONAL

Born: July 9, 1967

Hometown: Youngstown, Ohio

Alma Mater: Iowa, 1989

Family: Wife, Chantel; Sons, Will and Zack.

STOOPS VS. ALL OPPONENTS

Opponent	Record
Alabama	0-2
Alabama State	1-0
Auburn.....	0-1
Austin Peay	1-0
Charlotte	1-0
Eastern Kentucky.....	2-0
Eastern Michigan.....	1-0
Florida	0-5
Georgia	0-4
Georgia Tech	0-1
Louisiana-Lafayette	1-0
Louisiana-Monroe	1-0
Louisville	1-3
LSU	0-1
Miami (Ohio)	1-0
Mississippi State.....	1-3
Missouri.....	2-2
New Mexico State	1-0
Ohio	1-0
South Carolina	4-1
Southern Miss	1-1
Tennessee	0-4
Tennessee-Martin	1-0
Vanderbilt.....	2-2
Western Kentucky.....	0-1
Totals:	23-31

STOOPS AND CO. MAKING A HIT IN RECRUITING


In just five seasons at the helm of the Kentucky football program, head coach Mark Stoops and his staff have been making noise on the recruiting trail. Kentucky's five classes under Stoops have ranked in the top 50 by all four major recruiting services. Below is a look at UK's recruiting success under Stoops and Co.

Outlet	2013	2014	2015	2016	2017
Rivals	#29	#17	#35	#29	#26
ESPN	#36	#20	#43	#34	#30
247Sports	#41	#23	#38	#34	#29
Scout.com	#38	#21	#45	#39	#35



Kroger Field

On game day, Kroger Field often becomes the third-largest city in Kentucky.



- Since its opening in 1973, Kentucky has played 286 games within the friendly confines of newly-named Kroger Field. UK has a 154-130-4 record (.542), 18-14 under Mark Stoops.

- UK announced its first sellout since 2015 when 62,945 fans attended the Florida game on Sept. 23, 2017.

- Since the 1999 expansion, UK has averaged 62,382 fans per game and ranked in the nation's top 30 teams in attendance in 14 of the last 16 season. Both the single game and season attendance record has been broken in recent years.

- The playing surface is named C.M. Newton Grounds at Kroger Field in honor of the former UK Director of Athletics.

Kroger Field

Commonwealth Stadium was renamed to Kroger Field in May of 2017. The agreement--which is between Kroger and JMI Sports, UK's multimedia rights partner-- begins at approximately \$1.85 million annually with a term of up to 12 years. With the partnership, Kroger becomes the Official Fuel

Partner of the University of Kentucky and the Official Grocery Partner of Move-In at UK while also providing additional engagement opportunities with UK students. Per the agreement, Kroger is also the Official Nutrition and Pharmacy Partner of UK Athletics.

Kroger Field was transformed into a state-of-the-art facility after a \$126-million reinvention which was completed prior to the 2015 season. The project was handled by HNTB. The outside of the stadium underwent a dramatic external facelift, receiving a modern look, but one that remained uniquely Kentucky. Inside, the capacity of Kroger Field was reduced over the course of the two-year project to approximately 61,000, but the value of all remaining seats were increased, from the top of the upper deck to front-row seats at midfield. Concourses were revamped and widened throughout the stadium with improved concessions, restrooms and security. Players and coaches reaped the benefits of the new Kroger Field as well, as home-team facilities were built, and a multi-purpose recruiting room hosts future Wildcats on their on-campus visits.

Facts and Figures

Seating Capacity: 61,000, including the Commonwealth Suites. New bench-back seating has been installed in the South upper level of Kroger Field.

Playing Field: UK switched from natural grass to synthetic turf for the 2015 season. Other SEC schools with a turf surface are: Arkansas, Mississippi State, Missouri and Vanderbilt.

Video Boards: Video boards by Daktronics measuring at 39 by 79 feet, each, bring a total of 6,162 square feet of video capability. The video boards put UK among the nation's leaders in video square footage. The interior seating bowl also has LED ribbon boards.

Sound System: Sportsound system delivers pounding bass energy, smooth mid- and high-range frequencies, and high-impact entertainment. Components of the sound system include a main speaker cluster behind the end zone, under-balcony speakers and concourse speakers.

Game Day Experiences

The "Cat Walk" on Talbott Todd Way: With the unveiling of the new \$45 million Kentucky Football Training Facility in August of 2016, the headquarters of the program have moved next door to Kroger Field. That means the Cat Walk presented by Chevy will still begin outside Gate 1 two hours and 15 minutes prior to kickoff, but the team will proceed past Gate 1 and between Kroger Field and Nutter Field House which has been dedicated to former Wildcat Talbott Todd (1963-65). Todd, who passed away from ALS in August of 2017, was an avid supporter of the program. From Talbott Todd Way the team will walk to the locker room in the Joe Craft Kentucky Football Training Facility.

Pregame concerts: The Kentucky Football Pregame Concert Series has returned for the 2017 season. Concerts will begin on the stage outside Gate 12 immediately following the Cat Walk presented by Chevy and last until 30 minutes prior to kickoff. The Cat Walk takes place two hours and 15 minutes prior to kickoff.

Coca Cola Fan Zone: Fans of all ages, but especially the younger Wildcats, will enjoy playing at the Fan Zone located in Nutter Field House. It will have inflatable games, free posters, face tattoos and more, available two hours before kickoff.

TOP ATTENDANCES FOR KROGER FIELD

1. 63,407 Auburn, 2015
2. 63,380 ECU, 2015
3. 63,040 Florida, 2015
- 4. 62,965 Florida, 2017**
5. 62,933 UL Lafayette, 2015



KENTUCKY CAREER RECORDS

CAREER RECEIVING YARDAGE LEADERS

#	Player	Years	Rec	Yards	Avg	TD
1.	Craig Yeast	1995-98	208	2,899	13.9	28
2.	Keenan Burton	2003-07	189	2,376	12.6	25
3.	Derek Abney	2000-03	197	2,339	11.9	18
4.	Garrett Johnson	2014-present	127	1,772	14.0	10
5.	Dicky Lyons, Jr.	2004, 2006-08	141	1,752	12.4	18
6.	Quentin McCord	1996, 1998-2000	112	1,743	15.6	15
7.	La'Rod King	2009-12	134	1,706	12.7	17
8.	Randall Cobb	2008-10	144	1,661	11.5	13
9.	Anthony White	1996-99	194	1,520	7.8	8
10	Felix Wilson	1977-79	90	1,508	16.8	10
11.	Tom Hutchinson	1960-62	94	1,483	15.7	9
12.	Kevin Coleman	1995-98	107	1,428	13.3	13
13.	Larry Seiple	1964-66	72	1,422	19.8	10
14.	Jacob Tamme	2004-07	133	1,417	10.6	11
15.	Jeff Badet	2013, 2015-16	82	1,385	16.9	7
T16.	Rafael Little	2004-07	131	1,324	10.1	5
T16.	James Whalen	1997-99	120	1,324	11.0	13
18.	Chris Matthews	2009-10	93	1,289	13.9	12
19.	Rick Kestner	1963-65	82	1,280	15.6	10
T20.	Derek Smith	1999-2001	89	1,224	13.8	9
T20.	Ryan Timmons	2013-16	112	1,254	11.2	5
22.	Phil Logan	1987-90	83	1,219	14.7	7
23.	Steve Meilinger	1951-53	75	1,210	16.1	17
24.	Steve Johnson	2006-07	72	1,200	16.6	14
25.	Javess Blue	2013-14	72	1,111	15.4	9
26.	Derek Homer	1997-2000	129	1,052	8.2	2
27.	Dorian Baker	2014-present	88	1,015	11.5	6

CAREER RUSHING LEADERS

#	Player	Years	Att	Yards	Avg.	TD
1.	Sonny Collins	1972-75	777	3,835	4.9	26
2.	Moe Williams	1993-95	618	3,333	5.4	26
3.	Rafael Little	2004-07	580	2,996	5.2	16
4.	Mark Higgs	1984-87	532	2,892	5.4	25
5.	George Adams	1981-84	638	2,648	4.2	25
6.	Derrick Locke	2007-10	518	2,618	5.1	22
7.	Boom Williams	2014-16	366	2,511	6.9	18
8.	Artose Pinner	1999-2002	438	2,105	4.8	17
9.	Marc Logan	1983-86	389	1,769	4.5	11
10.	Derrick Ramsey	1975-77	446	1,764	3.9	25
11.	Anthony White	1996-99	364	1,758	4.8	11
12.	Jojo Kemp	2013-16	338	1,709	5.1	19
13.	Rodger Bird	1963-65	397	1,699	4.2	21
14.	Derek Homer	1997-2000	353	1,689	4.8	11
15.	Ivy Joe Hunter	1985-88	361	1,687	4.7	19
16.	Bill Leskovar	1949-51	324	1,664	5.1	9
17.	Steve Campassi	1972-75	370	1,609	4.3	8
18.	Raymond Sanders	2010-13	340	1,542	4.5	11
19.	Al Baker	1986-90	378	1,534	4.1	15
20.	Benny Snell, Jr.	2016-present	292	1,497	5.1	17
21.	Mike Fanuzzi	1971-74	344	1,484	4.3	16
22.	Bobby Cravens	1956-58	323	1,448	4.5	6
23.	Tony Dixon	2004, 2006-08	345	1,388	4.0	16
24.	Alfred Rawls	1988-89	286	1,370	4.8	16
25.	Randy Brooks	1976-80	358	1,314	3.7	6
26.	Randall Cobb	2008-10	228	1,313	5.8	22
27.	Don Phelps	1946-49	295	1,297	4.4	15
28.	Chris Hill	1975-78	260	1,264	4.9	4
29.	Rod Stewart	1975-78	268	1,250	4.7	9
30.	Doug Kotar	1971-73	293	1,167	3.9	5
31.	Damon Hood	1991-94	281	1,144	4.1	9
32.	Shawn Donigan	1978-82	264	1,120	4.2	4
33.	Roger Gann	1967-69	281	1,047	3.7	4
34.	Dicky Lyons	1966-68	328	1,042	3.2	18
35.	Tom Fillion	1951-53	208	1,017	4.9	8
36.	Terry Samuels	1990-93	247	1,012	4.1	5

CAREER SCORING LEADERS

#	Player	Years	TD/FG	PAT	Pts
1.	Lones Seiber	2006-09	0/49	158	305
2.	Austin MacGinnis	2014-present	0/59	121	298
3.	Joey Worley	1984-87	0/57	75	246
4.	Seth Hanson	1997-98, 2000-01	0/35	127	232
5.	Taylor Begley	2002-05	0/36	118	226
	Randall Cobb	2008-10	37/0	2	226
7.	Craig Yeast	1995-98	32/0	0	192
8.	Craig McIntosh	2009-12	0/31	81	174
9.	Doug Pelfrey	1990-92	0/34	6	167
10.	George Adams	1981-84	27/0	2	166

Most Field Goals Made, Career

1. **59 Austin MacGinnis (74 att.), 2014-present**
2. 57 Joey Worley (85 att.), 1984-87
3. 49 Lones Seiber (79 att.), 2006-09
4. 36 Taylor Begley (53 att.), 2002-05
5. 35 Seth Hanson (48 att.), 1997-98, 2000-01
6. 34 Doug Pelfrey (52 att.), 1990-92

Most Field Goals Attempted, Career

1. 85 Joey Worley (57 made), 1984-87
2. 79 Lones Seiber (49 made), 2006-09
3. **77 Austin MacGinnis (56 made), 2014-present**
4. 55 John Pierce (24 made), 1974-76
5. 53 Taylor Begley (36 made), 2002-05

Best Field Goal Percentage, Career (min. 10 made)

1. .857 Joe Mansour (12/14), 2010-13
2. .824 Marc Samuel (14/17), 1997, 99
3. **.766 Austin MacGinnis (58/74), 2014-present**
4. .729 Seth Hanson (35/48), 1997-98, 2000-01
5. .707 Ken Willis (29/41), 1987-89



KENTUCKY IN OVERTIME GAMES

- Kentucky is 3-6 in overtime all-time, including a 3-4 mark at home and 0-2 record away.

Date	Opponent	Home/Away	Number of Overtimes	Final Score
Oct. 4, 1997	Alabama	Home	1	W, 40-34
Sept. 2, 2000	Louisville	Away	1	L, 40-34
Nov. 1, 2003	Arkansas	Home	7 (NCAA record)	L, 71-63
Oct. 13, 2007	LSU	Home	3	W, 43-37
Nov. 24, 2007	Tennessee	Home	4	L, 52-50
Nov. 28, 2009	Tennessee	Home	1	L, 30-24
Sept. 15, 2012	Western Kentucky	Home	1	L, 32-31
Sept. 13, 2014	Florida	Away	3	L, 36-30
Oct. 3, 2015	Eastern Kentucky	Home	1	W, 34-27

KENTUCKY'S ALL-TIME COMEBACK WINS

1. -18 Oct. 16, 2010: Trailing South Carolina 28-10 in the third quarter, went on to win 31-28 (at Kentucky)
2. -17 Sept. 19, 1998: Trailing Indiana 20-3 in the second quarter, went on to win 31-27 (at Kentucky)
- 17 Oct. 25, 2003: Trailing Mississippi State 17-0 in the second quarter, went on to win 42-17 (at Kentucky)
4. -14 Nov. 2, 1991: Trailing Cincinnati 14-0 in the second quarter, went on to win 20-17 (at Kentucky)
- 14 Nov. 21, 2009: Trailing Georgia 27-13 in the third quarter, went on to win 34-27 (at Georgia)
- 14 **Oct. 4, 2014: Trailing South Carolina 38-24 in the fourth quarter, went on to win 45-38 (at Kentucky)**
- 14 **Oct. 3, 2015: Trailing Eastern Ky. 27-13 in the fourth quarter, went on to win 34-27 in overtime (at Kentucky)**
8. -13 Oct. 17, 1914: Trailing Mississippi A&M (now Mississippi State) 13-0 in the second quarter, went on to win 19-13 (at Kentucky)
- 13 Dec. 29, 1984: Trailing Wisconsin 13-0 in the first quarter of the Hall of Fame Bowl, went on to win 20-19
- 13 Sept. 16, 2000: Trailing Indiana 20-7 in the second quarter, went on to win 41-34 (at Kentucky)
- 13 Nov. 13, 2004: Trailing Vanderbilt 13-0 in the fourth quarter, went on to win 14-13 (at Kentucky)
- 13 Sept. 22, 2007: Trailing Arkansas 20-7 in the second quarter, went on to win 42-29 (at Arkansas)
- 13 Oct. 13, 2007: Trailing LSU 27-14 in the third quarter, went on to win 43-37 in three overtimes (at Kentucky)
- 13 Oct. 18, 2008: Trailing Arkansas 20-7 in the fourth quarter, went on to win 21-20 (at Kentucky)
- 13 Jan. 2, 2009: Trailing East Carolina 16-3 in the third quarter of the Liberty Bowl, went on to win 25-19
- 13 **Nov. 19, 2016: Trailing Austin Peay 13-0 in the second quarter, went on to win 49-13 (at Kentucky)**
16. -11 Nov. 16, 1974: Trailing Florida 17-6 in the second quarter, went on to win 41-24 (at Kentucky)
- 11 Nov. 9, 1996: Trailing Mississippi State 14-3 in the second quarter, went on to win 24-21 (at Kentucky)
- 11 Nov. 7, 1998: Trailing Mississippi State 29-18 in the third quarter, went on to win 37-35 (at Kentucky)
- 11 Nov. 4, 2006: Trailing Georgia 14-3 in the second quarter, went on to win 24-20 (at Kentucky)
- 11 **Oct. 11, 2014: Trailing Louisiana-Monroe 14-3 in the second quarter, went on to win 48-14 (at Kentucky)**
- 11 **Oct. 22, 2016: Trailing Mississippi State 14-3 in the second quarter, went on to win 40-38 (at Kentucky)**
22. -10 Nov. 1, 1913: Trailing Earlham 10-0 in the second quarter, went on to win 28-10 (at Kentucky)
- 10 Oct. 23, 1965: Trailing Georgia 10-0 in the second quarter, went on to win 28-10 (at Kentucky)
- 10 Nov. 5, 1966: Trailing Vanderbilt 10-0 in the fourth quarter, went on to win 14-10 (at Kentucky)
- 10 Oct. 1, 1977: Trailing Penn State 10-0 in the first quarter, went on to win 24-20 (at Penn State)
- 10 Oct. 14, 1978: Trailing Ole Miss 10-0 in the third quarter, went on to win 24-17 (at Ole Miss)
- 10 Nov. 7, 1981: Trailing Vanderbilt 10-0 in the second quarter, went on to win 17-10 (at Vanderbilt)
- 10 Oct. 12, 1985: Trailing Mississippi State 10-0 in the second quarter, went on to win 33-19 (at Kentucky)
- 10 Oct. 27, 1990: Trailing Georgia 10-0 in the second quarter, went on to win 26-24 (at Kentucky)
- 10 Sept. 23, 1993: Trailing South Carolina 17-7 in the fourth quarter, went on to win 21-17 (at South Carolina)
- 10 Sept. 16, 1995: Trailing Indiana 10-0 in the second quarter, went on to win 17-10 (at Indiana)
- 10 Sept. 10, 2011: Trailing Central Michigan 13-3 in the second quarter, went on to win 27-13 (at Kentucky)
- 10 **Nov. 26, 2016: Trailing Louisville 24-14 in the second quarter, went on to win 41-38 (at Louisville)**
- 10 **Sept. 9, 2017: Trailing Eastern Kentucky 13-3 in the second quarter, went on to win 27-16 (at Kentucky)**

Note - Games in bold under Coach Mark Stoops



WHEN WAS THE LAST TIME ...

KENTUCKY

Scored 40 points: 41 at Louisville, Nov. 26, 2016
 Scored 50 points: 62 vs. New Mexico State, Sept. 17, 2016
 Scored 60 points: 62 vs. New Mexico State, Sept. 17, 2016
 Scored 70 points: 77 vs. Texas El-Paso, Sept. 7, 2002
 Scored 80 points: 83 vs. North Dakota, Nov. 18, 1950
 Shut Out an Opponent: vs. Miami (42-0), Sept. 5, 2009
 Shut Out an Opponent in the 2nd half: vs. Austin Peay, Nov. 19, 2016
Scored on first series: FG vs. Eastern Kentucky, Sept. 9, 2017
 Scored on first play from scrimmage of game: at Louisville, Nov. 26, 2016
 Scored a TD on first series: at Louisville, Nov. 26, 2016
 Had 25 First Downs: 29 vs. Tennessee, Nov. 13, 2016
 Had 30 First Downs: 30 vs. Mississippi State, Oct. 25, 2015
 Had 250 yards rushing: 281 vs. Austin Peay, Nov. 19, 2016
 Had 300 yards rushing: 443 vs. Tennessee, Nov. 13, 2016
 Had 400 yards rushing: 443 vs. Tennessee, Nov. 13, 2016
 Had below 50 yards rushing: 48 vs. Florida, Sept. 28, 2013
 Had 300 yards passing: 352 at Louisville, Nov. 26, 2016
 Had 400 yards passing: 401 vs. Tennessee, Nov. 13, 2016
 Had below 50 yards passing: 49 vs. Vanderbilt, Oct. 8, 2016
 Had 300 yards rushing and passing: (381/311) vs. New Mexico State, Sept. 17, 2016
 Had 500 yards total offense: 581 at Louisville, Nov. 26, 2016
 Had 600 yards total offense: 635 vs. Tennessee, Nov. 13, 2016
 Had below 200 yards total offense: 161 at Alabama, Oct. 1, 2016
Held opp. below 100 yards rushing: 13 vs Eastern Michigan, Sept. 30, 2017
Held opp. below 50 yards rushing: 13 vs Eastern Michigan, Sept. 30, 2017
 Held opp. below 100 yards passing: 27 vs. Austin Peay, Nov. 19, 2016
 Held opp. below 50 yards passing: 27 vs. Austin Peay, Nov. 19, 2016
 Held opponent below 200 yards total offense: 139 vs. Vanderbilt, Sept. 27, 2014
 Held opp. below 100 yards total offense: 91 vs. Vanderbilt, Nov. 16, 1996
 Recorded a safety: at Mississippi State, Nov. 24, 2013
 Recorded zero penalties: vs. Auburn, Oct. 17, 2009
Had a player with 30 rush attempts: 32 by Benny Snell at South Carolina, Sept. 16, 2017
Had a player rush for 100 yards: 103, Benny Snell vs. USC, Sept. 16, 2017
 Had 2 players rush for 100 yards: Benny Snell (192) and Boom Williams (182) vs. Missouri, Oct. 29, 2016
 Had 2 players rush for 175 yards or more: Benny Snell (192) and Boom Williams (182) vs. Missouri, Oct. 29, 2016
Had a player rush for 100 yards in consecutive games: Benny Snell, 2 (9/9-9/16/17)
 Had a player rush for 100 yards in four consecutive games: Derrick Locke, 2010
 Had a true freshman rush for 100 yards: 152 by Benny Snell vs. Austin Peay, Nov. 19, 2016
 Had a player rush for 200 yards: 224 by Artose Pinner vs. Vanderbilt, Nov. 16, 2002
 Had 4 players with 50+ yards rushing in the same game: 5 vs. Tennessee, Nov. 12, 2016
 Had a player with 3 rushing touchdowns: 4 by Benny Snell vs. New Mexico State, Sept. 17, 2016
 Had a player with 4 rushing touchdowns: 4 by Benny Snell vs. NM State, Sept. 17, 2016
 Had a player with 50 pass attempts: 60 by Maxwell Smith, vs. WKU, Sept. 15, 2012
 Had a player with 60 pass attempts: 60 by Maxwell Smith, vs. WKU, Sept. 15, 2012
 Had a player with 30 pass completions: 37 by Maxwell Smith, vs. WKU, Sept. 15, 2012
 Had a player with 300 passing yards: 338 by Stephen Johnson at Louisville, Nov. 26, 2016
 Had 2 players pass for 100 yards: Maxwell Smith (109), Jalen Whitlow (105) vs. Louisville, Sept. 14, 2013
Had a player with 3 or more touchdowns passes: 3 by Stephen Johnson vs. Florida, Sept. 23, 2017
 Had a player with 2 passing touchdowns and 2 rushing touchdowns: Patrick Towles, vs. Mississippi State, Oct. 25, 2014
 Had a player with 10 pass receptions: 10 by Ryan Timmons vs. Ohio, Sept. 6, 2014
 Had a player with 100 yards receiving: 164 by Garrett Johnson, at Louisville, Nov. 26, 2016
 Had a player with consecutive 100-yard receiving games: Jeff Badet, 2 (10/22-10/29/16)
 Had 2 players with 100 yards receiving: 116 by Matt Roark and 102 by La'Rod King, vs. Ole Miss, Nov. 5, 2011
 Had a player with 3 touchdown receptions: 3 by C.J. Conrad vs. New Mexico State, Sept. 17, 2016
 Had a player with 100 rushing and 100 receiving yards in the same game: Rafael Little (132 rushing, 114 receiving) vs. Vanderbilt, Nov. 11, 2006
 Had a 100-yard rusher and a 100-yard receiver in the same game: Benny Snell (192 rush), Boom Williams (182 rush), Jeff Badet (104 receiving), vs. Missouri, Oct. 29, 2016
 Had a player score a TD by rushing and receiving in the same game: Boom Williams vs.

Missouri, Oct. 29, 2016
 Had a player throw a TD pass and score a rushing and receiving TD in the same game: Randall Cobb vs. Auburn, Oct. 9, 2010
 Had a player throw at least two TD passes and score a rushing TD in consecutive games: Patrick Towles in 2015
 Had a player throw a TD pass, score a receiving TD and score on a punt return for a TD in the same game: Randall Cobb vs. WKU, Sept. 11, 2010
 Had a player return a kickoff for a TD: Derrick Locke (100 yards) vs. Louisville, Sept. 19, 2009
 Had a player return a punt for a TD: Charles Walker (65 yards) vs. New Mexico State, Sept. 17, 2016
 Had a player return an interception for a TD: Marcus McWilson, 45 yards, vs. Mississippi State, Oct. 22, 2016
Had a player recover/return a fumble for a TD: Denzil Ware, at Southern Miss (20 yards), Sept. 2, 2017
 Had two defensive TDs in the same game: Mike Douglas (fumble) and Fred Tiller (interception) vs. Louisville, Nov. 29, 2014
Had a player block a punt: Josh Paschal vs. Eastern Michigan, Sept. 30, 2017
 Had a player block a field goal: Farrington Huguenin vs. ECU, Oct. 3, 2015
Had a player block a PAT: Lonnie Johnson Jr. vs. E. Kentucky, Sept. 9, 2017
 Had a player return a blocked FG for a TD: David Jones (57 yards) vs. Vanderbilt, Nov. 15, 2008
 Had a player return a blocked punt for a TD: Andrew Hopewell (6 yards), vs. Arkansas, Nov. 1, 2006
 Had a player score a TD on a fake field goal: Joe Mansour (25 yards), vs. Florida, Sept. 28, 2013
Had a field goal of 50 yards or more: Austin MacGinnis (50 yards) vs. Florida, Sept. 23, 2017
 Played an overtime game: vs. ECU, Oct. 3, 2015 - (W, 34-27)
 Won an overtime game: vs. ECU, Oct. 3, 2015 - (W, 34-27)
 Won a game on the last play of regulation as time expired: vs. Mississippi State, Oct. 22, 2016 (51-yard FG)

OPPONENT

Scored 40 points: 49 by Tennessee, Nov. 12, 2016
 Scored 50 points: 52 by Tennessee, Oct. 31, 2015
 Scored 10 or less points: 10 by South Carolina, Sept. 24, 2016
 Shut Out Kentucky: 0-40 by Vanderbilt, Nov. 3, 2012
 Shut Out Kentucky in 2nd half: by Southern Miss, Sept. 3, 2016
 Rushed for 300 yards: 376 by Tennessee, Nov. 12, 2016
Passed for 300 yards: 304 by South Carolina, Sept. 9, 2017
 Had 500 yards of total offense: 561 by Louisville, Nov. 26, 2016
 Recorded a safety: Louisville, Aug. 31, 2008
 Blocked a Kentucky punt: Southern Miss, Sept. 3, 2016
 Blocked a Kentucky field goal: Florida, Sept. 25, 2010
 Blocked a Kentucky PAT: at Vanderbilt, Nov. 16, 2013
 Had a player with 30 rush attempts: 31, Dedrick Mills (Georgia Tech), Dec. 31, 2016
 Had a player with 100 yards rushing: 169, Dedrick Mills (Georgia Tech), Dec. 31, 2016
 Had a player with 200 yards rushing: 252 by Anthony Dixon (MSU), Oct. 31, 2009
 Had two players with 100 yards rushing: 147, Josh Dobbs, 128 Alvin Kamara (Tennessee), Nov. 12, 2016
Had a player with 40 pass attempts: 43 by Brogan Roback (E. Michigan, Sept. 30, 2017
Had a player with 25 pass completions: 26 by Brogan Roback (E. Michigan, Sept. 30, 2017
Had a player with 300 yards passing: 304 by Jake Bentley (South Carolina), Sept. 16, 2017
 Had two players with 100 yards passing: 183 by Aaron Murray and 189 by Hutson Mason (Georgia), Nov. 23, 2013
Had a player with 10 pass receptions: 10, Ryan Markush (EKU), Sept. 9, 2017
Had a player with 100 yards receiving: 110, Tyrie Cleveland (Florida), Sept. 23, 2017
 Had a player with 200 yards receiving: 216 by Demarcus Robinson (Florida), Sept. 13, 2014
Had two players with 100 yards receiving: 111, Korey Robertson and 103, Quez Watkins (Southern Miss), Sept. 2, 2017
 Had a player return a kickoff for a TD: Evan Berry (UT), 100 yards, Oct. 31, 2015
 Had a player return a punt for a TD: Cameron Sutton (UT), 84 yards, Oct. 31, 2015
 Had a player return a blocked FG for a TD: Neiko Thorpe (69 yards) vs. Auburn, Oct. 17, 2009
 Had a player return a blocked punt for a TD: Chris Rainey (23 yards) vs. Florida, Sept. 26, 2009
 Had a player return an interception for a TD: Gunnar Scholato (Austin Peay), 25 yards, Nov. 21, 2016
 Had a player return a fumble for a TD: P.J. Davis (Georgia Tech), 38 yards, Dec. 31, 2016



NUMERICAL ROSTER

1	Lynn Bowden Jr., WR, Youngstown, Ohio
2	Dorian Baker, WR, Cleveland Heights, Ohio
3	Jordan Griffin, CB, Riverdale, Ga.
4	Joshua Paschal, OLB, Olney, Md.
5	Kendall Randolph, CB, Tallahassee, Fla.
6*	Lonnie Johnson Jr., CB, Gary, Ind.
6*	Blake Bone, WR, Woodruff, S.C.
7*	Mike Edwards, S, Cincinnati, Ohio
7*	Drew Barker, QB, Burlington, Ky.
8	Derrick Baity Jr., CB, Tampa, Fla.
9*	Garrett "Juice" Johnson, WR, Winter Garden, Fla.
9*	Davonte Robinson, CB, Lexington, Ky.
10	Asim "A.J." Rose, RB, Cleveland, Ohio
11	Tavin Richardson, WR, Greer, S.C.
12	Gunnar Hoak, QB, Dublin, Ohio
13*	Danny Clark, QB, Columbus, Ohio
13*	Zy'Aire Hughes, CB, Paducah, Ky.
14	Luke Wright, QB, Atlanta, Ga.
15*	Stephen Johnson, QB, Rancho Cucamonga, Calif.
15*	Jordan Wright, OLB, Fort Lauderdale, Fla.
16	Marcus Walker, S, Lake Wales, Fla.
17*	Tobias Gilliam, S, Dayton, Ohio
17*	Walker Wood, QB, Lexington, Ky.
18	Clevan Thomas Jr., WR, Miami, Fla.
19	Kayaune Ross, WR, West Chester, Ohio
20*	Kengera Daniel, DE, Raleigh, N.C.
20*	Ryan Kendall, WR, Charlotte, N.C.
21	Chris Westry, CB, Orange Park, Fla.
22*	Aamir Holmes, DB, Chicago, Ill.
22*	Sihiem King, RB, Colquitt, Ga.
23*	Brayden Berezowitz, WR, Lexington, Ky.
23*	Tyrell Ajian, DB, Mansfield, Ohio
24*	Bryant Koback, RB, Holland, Ohio
24*	Jack Jackson, DB, Lexington, Ky.
25*	Harold Turks, RB, Nashville, Tenn.
25*	Darius West, S, Lima, Ohio
26*	Michael Nesbitt, DB, Fort Lauderdale, Fla.
26*	Benny Snell Jr., RB, Westerville, Ohio
27*	Bryan Berezowitz, WR, Lexington, Ky.
27*	Cedrick Dort Jr., DB, Palm Beach Gardens, Fla.
28	Zach Johnson, RB, Cincinnati, Ohio
29	Yusuf Corker, DB, McDonough, Ga.
30*	Spencer Blackburn, DB, Louisville, Ky.
30*	Donald Smith, RB, Harrodsburg, Ky.
31	Jamar "Boogie" Watson, LB, Forestville, Md.
32*	Eli Brown, LB, Bowling Green, Ky.
32*	William Mahone, RB, Cincinnati, Ohio
33*	David Bouvier, WR, Lexington, Ky.
33*	John Daido, TE, Vienna, Va.
34	Jordan Jones, LB, Youngstown, Ohio
35	Denzil Ware, DE/LB, Opp, Ala.
36*	Patrick Henschen, TE, Newport, Ky.
36*	Jacob Hyde, NG, Manchester, Ky.
37	Spencer Foy, LB, Louisville, Ky.
38	William Nalty, LB, Metairie, La.
39	Elijah Barnett, LB, Lexington, Ky.
40	Jackson High, LB, Union, Ky.
41	Josh Allen, LB, Montclair, N.J.

ALPHABETICAL ROSTER

96*	Abule Abadi-Fitzgerald	DL	6-6	260	Fr-HS	Lakeland, Fla. (Victory Christian Academy)
23*	Tyrell Ajian	DB	6-0	190	Fr-HS	Mansfield, Ohio (Madison Comprehensive)
82	Josh Ali	WR	6-0	180	Fr-HS	Hollywood, Fla. (Chaminade-Madonna)
41	Josh Allen	LB	6-5	230	Jr-2L	Montclair, N.J. (Montclair)
64	George Asafo-Adjei	OT	6-5	315	Jr-2L	West Chester, Ohio (Lakota West)
8	Derrick Baity Jr.	CB	6-3	186	Jr-2L	Tampa, Fla. (H.B. Plant)
2	Dorian Baker	WR	6-3	211	Sr-3L	Cleveland Heights, Ohio (Cleveland Heights)
45	Jaylin Bannerman	TE	6-5	238	Fr-RS	Pickerington, Ohio (Pickerington Central)
7*	Drew Barker	QB	6-3	222	Jr-2L	Burlington, Ky. (Conner)
39	Elijah Barnett	LB	6-3	235	So-Sq	Lexington, Ky. (Henry Clay)
55	David Baumer	OT	6-5	311	Jr-Sq	Cincinnati, Ohio (LaSalle)
23*	Brayden Berezowitz	WR	5-9	170	Fr-RS	Lexington, Ky. (Henry Clay)
27*	Bryan Berezowitz	WR	5-9	175	Fr-RS	Lexington, Ky. (Henry Clay)
53	Blake Best	LS	6-1	246	So-1L	Duluth, Ga. (Peachtree Ridge)
30*	Spencer Blackburn	DB	6-2	180	Fr-HS	Louisville, Ky. (Trinity)
43	Logan Blue	LB/LS	6-4	240	Jr-Sq	Owensboro, Ky. (Owensboro)
95*	Quinton Bohanna	DL	6-4	320	Fr-HS	Cordova, Tenn. (Cordova)
6*	Blake Bone	WR	6-5	213	Sr-3L	Woodruff, S.C. (Woodruff)
47	Jordan Bonner	LB	6-5	222	Jr-1L	Lyndhurst, Ohio (Brush/Northeastern Oklahoma A&M)
33*	David Bouvier	WR	5-9	171	Jr-Sq	Lexington, Ky. (Lexington Catholic)
1	Lynn Bowden Jr.	WR	6-1	190	Fr-HS	Youngstown, Ohio (Warren Harding)
32*	Eli Brown	LB	6-2	215	So-1L	Bowling Green, Ky. (Warren East)
95*	Miles Butler	K	5-9	171	Jr-1L	Paducah, Ky. (Tilghman)
90	T.J. Carter	DE	6-4	280	So-1L	Mableton, Ga. (Whitefield Academy)
13*	Danny Clark	QB	6-2	230	Fr-HS	Columbus, Ohio (Archbishop Hoban)
87	C.J. Conrad	TE	6-5	245	Jr-2L	LaGrange, Ohio (Keystone)
29	Yusuf Corker	DB	6-0	190	Fr-HS	McDonough, Ga. (Woodland)
93*	Ja'Quize Cross	DL	6-3	302	Fr-RS	New Market, Ala. (Buckhorn)
33*	John Daido	TE	6-4	200	Fr-HS	Vienna, Va. (Oakton)
56	Kash Daniel	LB	6-1	248	So-1L	Paintsville, Ky. (Paintsville)
20*	Kengera Daniel	DE	6-5	260	Jr-2L	Raleigh, N.C. (Millbrook)
44	Jamin Davis	LB	6-4	212	Fr-HS	Ludowici, Ga. (Long County)
76	Sebastien Dolcine	OT	6-4	300	Fr-HS	Hollywood, Fla. (Miramar)
27*	Cedrick Dort Jr.	DB	5-11	170	Fr-HS	Palm Beach Gardens, Fla. (Dwyer)
61	Austin Dotson	OT	6-6	310	Fr-HS	Belfry, Ky. (Belfry)
98	Tymere Dubose	DT	6-5	320	Jr-2L	Youngstown, Ohio (Youngstown Christian)
7*	Mike Edwards	S	6-0	200	Jr-2L	Cincinnati, Ohio (Winton Woods)
69	Matt Elam	NG	6-7	360	Sr-3L	Elizabethtown, Ky. (John Hardin)
81	Isaiah Epps	WR	6-2	185	Fr-HS	Jenks, Okla. (Jenks)
79	Luke Fortner	OT	6-6	305	Fr-RS	Sylvania, Ohio (Sylvania Northview)
37	Spencer Foy	LB	6-4	236	Jr-Sq	Louisville, Ky. (St. Xavier/Louisville)
17*	Tobias Gilliam	S	5-11	191	Fr-RS	Dayton, Ohio (Wayne)
94*	Colin Goodfellow	P	6-2	190	Fr-HS	Cleveland, Ohio (St. Ignatius)
62	Dylan Greenberg	RG	6-2	302	Sr-Sq	Tucson, Ariz. (Salpointe Catholic/Youngstown St.)
3	Jordan Griffin	CB	6-0	186	So-1L	Riverdale, Ga. (Jonesboro)
85	Greg Hart	TE	6-5	245	Sr-1L	Dayton, Ohio (Archbishop Alter/Nebraska)
68	Nick Haynes	OG	6-3	300	Sr-3L	Niceville, Fla. (Niceville)
36*	Patrick Henschen	TE	6-6	205	Fr-HS	Newport, Ky. (Newport Central Catholic)
40	Jackson High	LB	5-11	225	Fr-HS	Union, Ky. (Ryle)
12	Gunnar Hoak	QB	6-4	206	Fr-RS	Dublin, Ohio (Dublin Coffman)
22*	Aamir Holmes	DB	6-2	175	Fr-HS	Chicago, Ill. (Leo Catholic)
92	Phil Hoskins	DL	6-5	280	So-JC	Toledo, Ohio (Whitmer/Highland CC)
13*	Zy'Aire Hughes	CB	6-1	193	Fr-RS	Paducah, Ky. (McCracken County)
36*	Jacob Hyde	NG	6-2	320	Sr-1L	Manchester, Ky. (Clay County)
52	Drake Jackson	C	6-2	290	Fr-RS	Versailles, Ky. (Woodford County)
24*	Jack Jackson	DB	5-11	167	Fr-RS	Lexington, Ky. (Henry Clay)
9*	Garrett "Juice" Johnson	WR	5-11	175	Sr-3L	Winter Garden, Fla. (West Orange)
6*	Lonnie Johnson Jr.	CB	6-3	203	Jr-JC	Gary, Ind. (Garden City CC/Gary West Side)
15*	Stephen Johnson	QB	6-2	185	Sr-1L	Rancho Cucamonga, Calif. (Los Osos/Grambling/College of the Desert)
28	Zach Johnson	RB	5-10	188	Fr-RS	Cincinnati, Ohio (Colerain)
34	Jordan Jones	LB	6-2	221	Jr-2L	Youngstown, Ohio (Cardinal Mooney)
20*	Ryan Kendall	WR	5-10	196	Jr-Sq	Charlotte, N.C. (Cuthbertson)
58	Alex King	OLB	6-3	225	Fr-HS	Mason, Ohio (William Mason)
22*	Sihiem King	RB	5-9	172	Jr-2L	Colquitt, Ga. (Colquitt County)
24*	Bryant Koback	RB	6-0	193	Fr-HS	Holland, Ohio (Springfield)
49	Branden Layne	LB	6-2	220	Fr-HS	Lexington, Ky. (Lafayette)



42 Tristan Yeomans, LS, Waycross, Ga.
 43 Logan Blue, LB/LS, Owensboro, Ky.
 44 Jamin Davis, LB, Ludowici, Ga.
 45 Jaylin Bannerman, TE, Pickerington, Ohio
 46 Drew Schlegel, LB, Parker, Colo.
 47 Jordan Bonner, LB, Lyndhurst, Ohio
 48 Brett Slusher, DB, Fort Mitchell, Ky.
 49 Branden Layne, LB, Lexington, Ky.
 51 Courtney Love, LB, Youngstown, Ohio
 52 Drake Jackson, C, Versailles, Ky.
 53 Blake Best, LS, Duluth, Ga.
 55 David Baumer, OT, Cincinnati, Ohio
 56 Kash Daniel, LB, Paintsville, Ky.
 58 Alex King, OLB, Mason, Ohio
 59 Kordell Looney, DT, Springfield, Ohio
 61 Austin Dotson, OT, Belfry, Ky.
 62 Dylan Greenberg, RG, Tucson, Ariz.
 64 George Asafo-Adjei, OT, West Chester, Ohio
 65 "Bunchy" Stallings, C, McComb, Miss.
 66 Naasir Watkins, OL, Laurel, Md.
 67 Landon Young, OT, Lexington, Ky.
 68 Nick Haynes, OG, Niceville, Fla.
 69 Matt Elam, NG, Elizabethtown, Ky.
 70 E.J. Price, OT, Lawrenceville, Ga.
 71 Logan Stenberg, OG, Madison, Ala.
 73 Kyle Meadows, OT, West Chester, Ohio
 74 Cole Mosier, OT, Walton, Ky.
 76 Sebastien Dolcine, OT, Hollywood, Fla.
 77* Naquez Pringle, DT, Georgetown, S.C.
 77* Mason Wolfe, OT, Henderson, Ky.
 79 Luke Fortner, OT, Sylvania, Ohio
 80 Javonte Richardson, WR, Maple Heights, Ohio
 81 Isaiah Epps, WR, Jenks, Okla.
 82 Josh Ali, WR, Hollywood, Fla.
 83 Justin Rigg, TE, Springboro, Ohio
 84 Charles Moushey, WR, Westerville, Ohio
 85 Greg Hart, TE, Dayton, Ohio
 86 Grant McKinniss, P, Findlay, Ohio
 87 C.J. Conrad, TE, LaGrange, Ohio
 88 Charles Walker, WR, Louisville, Ky.
 89 Will Roden, TE, Lexington, Ky.
 90 T.J. Carter, DE, Mableton, Ga.
 91* Calvin Taylor Jr., DE, Augusta, Ga.
 91* Tyler Pack, K, Paintsville, Ky.
 92 Phil Hoskins, DL, Toledo, Ohio
 93* Ja'Quize Cross, DL, 6-3, New Market, Ala.
 93* Matt Panton, K/P, Melbourne, Aus.
 94 Colin Goodfellow, P, Cleveland, Ohio
 95* Quinton Bohanna, DL, Cordova, Tenn.
 95* Miles Butler, K, Paducah, Ky.
 96* Abule Abadi-Fitzgerald, DL, Lakeland, Fla.
 96* Matt Ruffolo, K, Centerville, Ohio
 97 Chris Whittaker, DL, Hollywood, Fla.
 98 Tymere Dubose, DT, Youngstown, Ohio
 99* Austin MacGinnis, K, Wedowee, Ala.
 99* Adrian Middleton, DT, Bowling Green, Ky.

59 Kordell Looney DT 6-3 293 Fr-RS
 51 Courtney Love LB 6-2 242 Sr-1L
 99* Austin MacGinnis K 5-10 185 Sr-3L
 32* William Mahone RB 5-9 200 Sr-Sq
 86 Grant McKinniss P 6-1 210 So-1L
 73 Kyle Meadows OT 6-5 300 Sr-3L
 99* Adrian Middleton DT 6-3 275 Jr-2L
 74 Cole Mosier OT 6-6 335 Sr-3L
 84 Charles Moushey WR 6-0 180 Sr-1L
 38 William Nalty LB 6-0 210 Fr-HS
 26* Michael Nesbitt DB 6-0 185 Fr-HS
 91* Tyler Pack K 6-4 275 Fr-RS
 93* Matt Panton K/P 6-4 230 Sr-TR
 4 Joshua Paschal OLB 6-3 270 Fr-HS
 70 E.J. Price OT 6-6 311 So-TR
 77* Naquez Pringle DT 6-3 320 Sr-1L
 5 Kendall Randolph CB 6-0 183 Sr-3L
 80 Javonte Richardson WR 6-4 230 Fr-HS
 11 Tavin Richardson WR 6-3 214 So-1L
 83 Justin Rigg TE 6-6 246 So-1L
 9* Davonte Robinson CB 6-2 187 Fr-RS
 89 Will Roden TE 6-3 230 Fr-HS
 10 Asim "A.J." Rose RB 6-1 212 Fr-RS
 19 Kayaune Ross WR 6-6 225 Sr-Sq
 96* Matt Ruffolo K 5-11 185 Fr-HS
 46 Drew Schlegel LB 5-11 221 Fr-RS
 48 Brett Slusher DB 6-2 196 Fr-RS
 30* Donald Smith RB 5-6 170 Fr-HS
 26* Benny Snell Jr. RB 5-11 223 So-1L
 65 "Bunchy" Stallings C 6-3 315 Jr-1L
 71 Logan Stenberg OG 6-6 318 So-1L
 91* Calvin Taylor Jr. DE 6-9 305 So-Sq
 18 Clevan Thomas Jr. WR 5-11 205 Fr-HS
 25* Harold Turks RB 5-10 182 Fr-RS
 88 Charles Walker WR 5-11 203 Sr-3L
 16 Marcus Walker S 6-1 212 So-1L
 35 Denzil Ware DE/LB 6-2 245 Jr-2L
 66 Naasir Watkins OL 6-5 300 Fr-HS
 31 Jamar "Boogie" Watson LB 6-3 240 Fr-RS
 25* Darius West S 6-0 210 Jr-2L
 21 Chris Westry CB 6-4 195 Jr-2L
 97* Chris Whittaker DL 6-3 260 Fr-HS
 77* Mason Wolfe OT 6-6 310 So-Sq
 17* Walker Wood QB 6-0 181 Fr-HS
 15* Jordan Wright OLB 6-5 250 Fr-HS
 14 Luke Wright QB 6-4 206 Jr-Sq
 42 Tristan Yeomans LS 6-2 198 Jr-1L
 67 Landon Young OT 6-7 305 So-1L

Springfield, Ohio (Springfield)
 Youngstown, Ohio (Cardinal Mooney/Nebraska)
 Wedowee, Ala. (Prattville)
 Cincinnati, Ohio (Lakota East)
 Findlay, Ohio (Findlay)
 West Chester, Ohio (Lakota West)
 Bowling Green, Ky. (South Warren)
 Walton, Ky. (Walton-Verona)
 Westerville, Ohio (Westerville Central)
 Metairie, La. (Metairie Park Country Day)
 Fort Lauderdale, Fla. (Boyd Anderson)
 Paintsville, Ky. (Johnson Central)
 Melbourne, Aus. (Melbourne Grammar School/
 Columbia)
 Olney, Md. (Our Lady of Good Counsel)
 Lawrenceville, Ga. (Archer/Southern California)
 Georgetown, S.C. (Carvers Bay/Itawamba CC)
 Tallahassee, Fla. (Lincoln)
 Maple Heights, Ohio (Maple Heights)
 Greer, S.C. (Byrnes)
 Springboro, Ohio (Springboro)
 Lexington, Ky. (Henry Clay)
 Lexington, Ky. (Lexington Catholic)
 Cleveland, Ohio (Garfield Heights)
 West Chester, Ohio (Lakota West/Phoenix College)
 Centerville, Ohio (Archbishop Alter)
 Parker, Colo. (Regis Jesuit)
 Fort Mitchell, Ky. (Beechwood)
 Harrodsburg, Ky. (Mercer County)
 Westerville, Ohio (Westerville Central)
 McComb, Miss. (Spain Park)
 Madison, Ala. (James Clemens)
 Augusta, Ga. (Augusta Christian)
 Miami, Fla. (Charles W. Flanagan)
 Nashville, Tenn. (Montgomery Bell Academy)
 Louisville, Ky. (St. Xavier)
 Lake Wales, Fla. (Lake Wales)
 Opp, Ala. (Senior)
 Laurel, Md. (Our Lady of Good Counsel)
 Forestville, Md. (Bishop McNamara)
 Lima, Ohio (Central Catholic)
 Orange Park, Fla. (Oakleaf)
 Hollywood, Fla. (Chaminade-Madonna)
 Henderson, Ky. (Henderson County)
 Lexington, Ky. (Lafayette)
 Fort Lauderdale, Fla. (Dillard)
 Atlanta, Ga. (Holy Innocents' Episcopal/Cincinnati)
 Waycross, Ga. (Ware County/
 New Mexico Military Institute)
 Lexington, Ky. (Lafayette)

PRONOUNCIATION GUIDE

Abule Abadi-Fitzgerald: ah-BOO-lay ah-BODY
 Tyrell Ajian: a-jun
 George Asafo-Adjei: ah-SAH-fo ad-JAY
 Derrick Baity: same as "bately"
 Bryan and Brayden Berezowitz: BREZ-o-wits
 David Bouvier: Boo-VEE-ay (long "a" sound)
 Lynn Bowden: BO-den
 Yusuf Corker: YOU-suf
 Kengera Daniel: ken-JAIR-uh
 Jamin Davis: JAY-min
 Sebastien Dolcine: dole-SEEN
 Tymere Dubose: du-BOSE

Zy'Aire Hughes: ZY-air
 Sihiem King: sah-HEEM
 Cole Mosier: MO-zher
 Charles Moushey: Moo-SHAY
 Javonte Richardson: Jay-VEE-on-tay
 Tavin Richardson: TAY-vin
 Kayaune Ross: KAY-juan
 Jervontius Stallings: jer-VON-tee-us
 Clevan Thomas: cleee-VAN
 Denzil Ware: den-ZEL
 Tristan Yeomans: YO-mans



2017 PLAYER BIOGRAPHIES



41

JOSH
ALLEN

LINEBACKER

6-5 • 230 • Junior-2L
Montclair, N.J. (Montclair)

2017 - Junior

- Tied for first in the SEC and ranks ninth nationally in sacks per game (1.10)
- On the season, has 30 tackles, 6.5 tackles for loss, 5.5 sacks, a team-high three QB hurries, a PBU and a forced fumble
- Has a sack in five straight games
- Had 8.5 TFL and 7.0 sacks last season
- 16.5 career TFL, 13.0 career sacks

Personal

- Josh's sister, Myisha Hines-Allen, plays basketball at Louisville
- Major is pre-media arts studies with a minor in digital media and design

ALLEN'S CAREER STATISTICS

Year	Pos.	G-GS	Tackles	Sacks-Yds.	TFL-Yds.	Int.	FF	QBH
2015	LB	12-0	4	0.5-2	1.5-4	1	0	1
2016	LB	13-9	62	7.0-45	8.5-49	0	4	3
2017	LB	5-5	30	5.5-38	6.5-40	0	1	3
Totals		30-13	96	13.0-85	16.5-93	1	5	7

ALLEN'S 2017 GAME-BY-GAME

Opponent	Tackles	Sacks	TFL-Y	FF	PBU	QBH
at Southern Miss*	4	1.0-7	2.0-9	1	0	2
vs. ECU*	8	1.0-15	1.0-15	0	1	0
at South Carolina*	3	1.0-3	1.0-3	0	0	1
vs. Florida*	8	1.0-2	1.0-2	0	0	0
vs. E. Michigan*	7	1.5-11	1.5-11	0	0	0
Totals	30	5.5-38	6.5-40	1	1	3

ALLEN'S SINGLE-GAME HIGHS

Tackles: 9, Southern Miss, Sept 3, 2016 (4-5)
Sacks: 1.5, three times, last vs E. Michigan, Sept 30, 2017
Tackles for loss: 2.0, at Southern Miss, Sept 2, 2017 (2.0-9)
Fumbles forced: 1, five times, last at Southern Miss, Sept 2, 2017
Quarterback Hurries: 2, at Southern Miss, Sept 2, 2017 (2.0-9)
Pass breakups: 1, twice, last vs ECU, Sept 9, 2017



29

DERRICK
BAITY JR.

CORNERBACK

6-3 • 186 • Junior-2L
Tampa, Fla. (H.B. Plant)

2017 - Junior

- Fifth on the team in tackles (24)
- Responsible for three defensive takeaways in the second half of Kentucky's 23-13 win at South Carolina, including a pair of tackles on 4th-and-1 and a pass interception
- Name SEC Co-Defensive Player of the Week for his play at USC
- Led the Wildcats with eight tackles at USC
- Had eight tackles and one fumble recovery vs. ECU ... The fumble recovery was Baity's first of his career

Personal

- Has a son, Derrick Baity III or "Champ"
- Major is community and leadership development

BAITY'S CAREER STATISTICS

Year	Pos.	G-GS	Tackles	TFL-Yds.	Int.	FC	FR	PBU
2015	CB	12-4	19	1.0-1	0-0	0	0	2
2016	CB	13-13	42	2.0-5	3-10	0	0	7
2017	CB	5-4	24	0.5-1	1-3	1	0	2
Totals		30-21	85	3.5-7	4-13	1	0	11

BAITY'S 2017 GAME-BY-GAME

Opponent	Tackles	Sacks	TFL-Y	FC	PBU	Int.
at Southern Miss *	4	0-0	0.5-1	0	0	0
vs. ECU*	8	0-0	0-0	1	0	0
at South Carolina*	8	0-0	0-0	0	0	1-3
vs. Florida*	2	0-0	0-0	0	0	0
vs. E. Michigan	2	0-0	0-0	0	2	0
Totals	24	0-0	0.5-1	1	2	1-3

BAITY'S SINGLE-GAME HIGHS

Tackles: 8, twice, last at South Carolina, Sept 16, 2017 (6-2)
Tackles for loss: 1.0, three times, last vs. Georgia Tech, Dec 31, 2016 (1-3)
Pass breakups: 2, three times, last vs. E. Michigan, Sept 30, 2017
Interceptions: 1, four times, last at South Carolina, Sept 16, 2017
Forced Fumble: 1, vs. ECU, Sept. 10, 2017



7

DREW
BARKER

QUARTERBACK

6-3 • 222 • Junior-2L
Burlington, Ky. (Conner)

2017 - Junior

- Saw his first game action vs. ECU
- Missed the final nine games of 2016 with a back injury
- Had surgery in November of 2016

Personal

- Graduated in May of 2017 with a degree in integrated strategic communication and is currently working on a master's degree in public financial management at the Martin School of Public Administration

BARKER'S CAREER STATISTICS

Year	G-GS	Comp.	Att.	Int.	Pct.	Yds.	TD	Long
2015	5-2	35	70	2	50.0	364	1	42
2016	3-3	18	36	5	50.0	334	4	72
2017	1-0	1	2	0	50.0	5	0	0
Totals	9-5	54	108	7	50.0	703	5	72

BARKER'S 2017 GAME-BY-GAME

Opponent	Comp.-Att.-Int.	Yds.	TD	Long	Rush	Yards	TD
vs. ECU	2-1-0	5	0	5	2	-15	0
Totals	2-1-0	5	0	5	2	-15	0

BARKER'S SINGLE-GAME HIGHS

Pass attempts: 29, Charlotte, Nov 21, 2015
Pass completions: 16, Charlotte, Nov 21, 2015
Pass yards: 323, Southern Miss, Sept 3, 2016
Pass TDs: 4, Southern Miss, Sept 3, 2016
Had intercepted: 3, at Florida, Sept 10, 2016
Long pass: 72, Southern Miss, Sept 3, 2016
Total offense plays: 35, Charlotte, Nov 21, 2015 (6 rush, 29 pass)
Total offense yards: 318, Southern Miss, Sept 3, 2016 (-5 rush, 323 pass)
All-purpose yards: 26, at Vanderbilt, Nov 14, 2015
Rushing Touchdowns: 1, Louisville, Nov 28, 2015
Rush attempts: 12, Louisville, Nov 28, 2015
Rush yards: 26, at Vanderbilt, Nov 14, 2015 (4 carries)
Long rush: 17, at Vanderbilt, Nov 14, 2015



95

**QUINTON
BOHANNA**

DEFENSIVE LINEMAN

**6-4 • 320 • Freshman-HS
Cordova, Tenn. (Cordova)**
2017 - Freshman

- One of seven true freshmen to see action in the season opener at Southern Miss
- Recorded two tackles in his first collegiate action at Southern Miss
- Had two tackles vs. Eastern Michigan
- Athlon Sports Preseason SEC All-Freshman Third Team

Personal

- Major is undecided
- One thing most people don't know is that he is also a good basketball player

BOHANNA'S 2017 GAME-BY-GAME

Opponent	Tackles	Sacks	TFL-Y	FC	QBH	Int.
at Southern Miss	2	0-0	0-0	0	0	0
vs. ECU	0	0-0	0-0	0	0	0
vs. Florida	1	0-0	0-0	0	0	0
vs. E. Michigan	2	0-0	0-0	0	0	0
Totals	5	0-0	0-0	0	0	0

BOHANNA'S SINGLE-GAME HIGHS

Tackles: 2, twice, last vs. E. Michigan, Sept 30, 2017 (0-2)



6

**BLAKE
BONE**

WIDE RECEIVER

**6-5 • 213 • Senior-3L
Woodruff, S.C. (Woodruff)**
2017 - Senior

- Caught a 14-yard touchdown pass in the first quarter vs. Florida, his fourth career touchdown reception and his first since 2015
- Had a career-high 93 yards receiving on three catches vs. ECU ... His 93 yards exceeded his season total of 82 yards last season

BONE'S CAREER STATISTICS

Year	Pos.	G-GS	Rec.	Yds.	Avg.	TD	Long
2014	WR	11-0	14	194	13.9	2	36
2015	WR	11-1	20	210	10.5	1	40
2016	WR	11-0	5	82	16.4	0	37
2017	WR	5-0	5	116	23.2	1	43
Totals		38-1	44	602	13.7	4	43

BONE'S 2017 GAME-BY-GAME

Opponent	Rec.	Yds.	TD	Long
at Southern Miss	0	0	0	0
vs. ECU	3	93	0	43
at South Carolina	1	9	0	9
vs. Florida	1	14	1	14
vs. E. Michigan	0	0	0	0
Totals	5	116	1	43

BONE'S SINGLE-GAME HIGHS

Receptions: 7, Eastern Kentucky, Oct 3, 2015
 Receiving yards: 93, Eastern Kentucky, Sept 9, 2017 (3 receptions)
 Receiving TDs: 1, four times, last vs Florida, Sept 23, 2017
 Long reception: 43, vs. Eastern Kentucky, Sept 9, 2017
 All-purpose yards: 93, Eastern Kentucky, Sept 9, 2017



47

**JORDAN
BONNER**

LINEBACKER

**6-5 • 222 • Junior-1L
Lyndhurst, Ohio (Brush/
Northeastern Oklahoma A&M)**
2017 - Junior

- Charted two tackles at Southern Miss
- SEC First-year Academic Honor Roll (2016-17)

Personal

- Has a son, Joel Bonner
- Major is community and leadership development
- Participated in a one-week service/educational trip with teammates C.J. Conrad and Denzil Ware to the Dominican Republic in May of 2017 where he interacted with residents of impoverished communities, visited an orphanage, constructed park benches in a sugar cane village, distributed food to the hungry and visited a nursing home and a daycare for special needs children

BONNER'S CAREER STATISTICS

Year	Pos.	G-GS	Tackles	TFL-Yds.	Sacks-Yds.	FR	QBH	PBU
2016	LB	11-0	10	1.0-3	0-0	0	0	0
2017	LB	4-0	4	0-0	0-0	0	0	0
Totals		15-0	14	1.0-3	0-0	0	0	0

BONNER'S 2017 GAME-BY-GAME

Opponent	Tackles	Sacks	TFL-Y	FC	QBH	Int.
at Southern Miss	2	0-0	0-0	0	0	0
vs. ECU	1	0-0	0-0	0	0	0
at South Carolina	1	0-0	0-0	0	0	0
vs. Florida	0	0-0	0-0	0	0	0
vs. E. Michigan			DNP			
Totals	4	0-0	0-0	0	0	0

BONNER'S SINGLE-GAME HIGHS

Tackles: 4, Austin Peay, Nov 19, 2016 (4-0)
 Tackles for loss: 1.0, Austin Peay, Nov 19, 2016 (1.0-3)



1

**LYNN
BOWDEN JR.**

WIDE RECEIVER

**6-1 • 190 • Freshman-HS
Youngstown, Ohio (Warren Harding)**
2017 - Freshman

- Played quarterback in high school
- Ranked one of the top 100 players in the 2017 class by ESPN and Scout
- Ended his senior season throwing for 1,366 yards, rushing for 2,277 yards and accounting for 57 total TDs

Personal

- Name is pronounced "Bowden (BO-den)"
- Has a son, Lynn Bowden III

BOWDEN'S 2017 GAME-BY-GAME

Opponent	Att.	Yds.	TD	Rec.	Yds.	TD	KR	Yds	TD
at Southern Miss	0	0	0	0	0	0	0	0	0
vs. ECU	0	0	0	0	0	0	2	51	0
at South Carolina	3	10	0	0	0	0	1	16	0
vs. Florida	2	13	0	0	0	0	0	0	0
vs. E. Michigan	1	5	0	2	19	0	1	26	0
Totals	6	28	0	2	19	0	4	93	0

BOWDEN'S SINGLE-GAME HIGHS

Rush attempts: 3, at South Carolina, Sept 16, 2017
 Rush yards: 13, vs Florida, Sept 23, 2017 (2 carries)
 Rush TDs: n/a
 Long rush: 9, vs Florida, Sept 23, 2017
 Receptions: 2, vs. E. Michigan, Sept 30, 2017
 Receiving yards: 19, vs. vs. E. Michigan, Sept 30, 2017
 Long reception: 5, vs. E. Michigan, Sept 30, 2017
 All-purpose yards: 51, vs ECU, Sept 9, 2017
 Kick returns: 2, twice, last vs. E. Michigan, Sept 30, 2017
 Kick return yards: 26, vs. E. Michigan, Sept 30, 2017
 Long kick return: 26, vs. E. Michigan, Sept 30, 2017



32

ELI
BROWN

LINEBACKER

6-2 • 215 • Sophomore-1L
Bowling Green, Ky. (Warren East)**2017 - Sophomore**

- Six tackles, including 1.0 TFL vs. E. Michigan
- Alos had six tackles, including 1.0 TFL in the win at South Carolina
- Started the last three games

Personal

- Major is family science

BROWN'S CAREER STATISTICS

Year	Pos.	G-GS	Tackles	TFL-Yds.	Sacks-Yds.	FR	QBH	PBU
2016	LB	12-0	24	0.5-1	0-0	1	0	0
2017	LB	5-4	17	2.0-2	0-0	0	0	2
Totals		17-4	41	2.5-3	0-0	1	0	2

BROWN'S 2017 GAME-BY-GAME

Opponent	Tackles	Sacks	TFL-Y	FR	QBH	Int.	PBU
at Southern Miss	1	0-0	0-0	0	0	0	1
vs. ECU*	1	0-0	0-0	0	0	0	0
at South Carolina*	6	0-0	1.0-1	0	0	0	0
vs. Florida*	3	0-0	0-0	0	0	0	1
vs. E. Michigan*	6	0-0	1.0-1	0	0	0	0
Totals	17	0-0	2.0-2	0	0	0	2

BROWN'S SINGLE-GAME HIGHS

Tackles: 7, at Alabama, Oct 1, 2016 (6-1)
 Tackles for loss: 1.0, twice, last vs E. Michigan, Sept 30, 2017 (1.0-1)
 Fumbles recovered: 1, vs Vanderbilt, Oct 8, 2016
 Pass breakups: 1, twice, last vs Florida, Sept 23, 2017



90

T.J.
CARTER

DEFENSIVE END

6-4 • 280 • Sophomore-1L
Mableton, Ga.
(Whitefield Academy)**2017 - Sophomore**

- Had a pass breakup at South Carolina
- Recorded two tackles in the season opener at Southern Miss and vs. ECU

Personal

- Major is pre-information communications

CARTER'S CAREER STATISTICS

Year	Pos.	G-GS	Tackles	TFL-Yds.	Sacks-Yds.	FC	QBH	PBU
2016	DE	11-0	11	0.5-0	0-0	0	0	1
2017	DE	5-0	5	0-0	0-0	0	1	1
Totals		16-0	16	0.5-0	0-0	0	1	2

CARTER'S 2017 GAME-BY-GAME

Opponent	Tackles	Sacks	TFL-Y	FC	QBH	PBU
at Southern Miss	2	0-0	0-0	0	0	0
vs. ECU	2	0-0	0-0	0	0	0
at South Carolina	0	0-0	0-0	0	0	1
vs. Florida	0	0-0	0-0	0	1	0
vs. E. Michigan	1	0-0	0-0	0	0	0
Totals	5	0-0	0.0-0	0	1	1

CARTER'S SINGLE-GAME HIGHS

Tackles: 3, Austin Peay, Oct 19, 2016 (1-2)
 Tackles for loss: 0.5, Austin Peay, Oct 19, 2016 (1-2)
 Pass breakups: 1, twice, last at South Carolina, Sept 16, 2017
 Quarterback Hurry: 1, vs. Florida, Sept 23, 2017



87

C.J.
CONRAD

TIGHT END

6-5 • 245 • Junior-2L
LaGrange, Ohio (Keystone)

- John Mackey Award Preseason Watch List

2017 - Junior

- Second on the team in receiving yards with 195 yards on nine catches ... Averages 21.7 yards per catch
- Caught two passes for 34 yards and a touchdown against Florida
- Has caught a touchdown pass in three of five games this season and has caught a touchdown pass in four of his last eight games
- Has eight career touchdown catches
- First UK player with a receiving TD in each of the first two games of the season since La'Rod King in 2012
- First UK tight end with a receiving touchdown in consecutive games since Jacob Tamme on Nov. 24 and Dec. 31, 2007
- Preseason All-SEC Third Team (Coaches)

Personal

- Brother, Austin, is a redshirt freshman defensive end (formerly a tight end) at Ohio
- Participated in a one-week service/educational trip with teammates Denzil Ware and Jordan Bonner to the Dominican Republic in May of 2017 where he interacted with residents of impoverished communities, visited an orphanage, constructed

park benches in a sugar cane village, distributed food to the hungry and visited a nursing home and a daycare for special needs children

- Major is pre-communications

CONRAD'S CAREER STATISTICS


Year	Pos.	G-GS	Rec.	Yds.	Avg.	TD	Long
2015	TE	12-9	15	149	9.9	1	28
2016	TE	13-11	19	262	13.9	4	72
2017	TE	5-4	9	195	21.7	3	59
Totals		30-24	43	606	14.1	8	72

CONRAD'S 2017 GAME-BY-GAME

Opponent	Rec.	Yds.	TD	Long
at Southern Miss *	3	97	1	59
vs. ECU *	2	28	1	23
at South Carolina *	2	36	0	20
vs. Florida *	2	34	1	23
vs. E. Michigan	0	0	0	0
Totals	9	195	3	59

CONRAD'S SINGLE-GAME HIGHS

Receptions: 6, at Mississippi State, Oct 24, 2015
 Receiving yards: 133, New Mexico State, Sept 17, 2016 (5 receptions)
 Receiving TDs: 3, New Mexico State, Sept 17, 2016
 Long reception: 72, New Mexico State, Sept 17, 2016
 All-purpose yards: 133, New Mexico State, Sept 17, 2016



56

KASH
DANIEL

LINEBACKER

6-1 • 248 • Sophomore-1L
Paintsville, Ky. (Paintsville)**2017 - Sophomore**

- Had two tackles in the win at South Carolina

Personal

- Major is health promotions with a minor in communications
- Avid fisherman ... Dad, Scott, is a former professional bass fisherman

KA. DANIEL'S CAREER STATISTICS

Year	Pos.	G-GS	Tackles	TFL-Yds.	Sacks-Yds.	FR	QBH	PBU
2016	LB	13-0	19	0-0	0-0	0	0	0
2017	LB	5-0	4	0-0	0-0	0	0	0
Totals		18-0	23	0-0	0-0	0	0	0

KA. DANIEL'S 2017 GAME-BY-GAME

Opponent	Tackles	Sacks	TFL-Y	FC	QBH	Int.
at Southern Miss	1	0-0	0-0	0	0	0
vs. ECU	0	0-0	0-0	0	0	0
at South Carolina	2	0-0	0-0	0	0	0
vs. Florida	1	0-0	0-0	0	0	0



KA. DANIEL'S 2017 GAME-BY-GAME

vs. E. Michigan	0	0-0	0-0	0	0	0
Totals	4	0-0	0-0	0	0	0

DANIEL'S SINGLE-GAME HIGHS

Tackles: 7, vs. Austin Peay, Nov 19, 2016 (2-5)



20

KENGERA
DANIEL

DEFENSIVE END

6-5 • 260 • Junior-2L
Raleigh, N.C. (Millbrook)

2017 - Junior

- Got his first collegiate sack vs. E. Michigan
- Had a career-best two tackles in the opener at Southern Miss

Personal

- Name is pronounced "ken-JAIR-ah" (jair like hair with a "j" sound)
- Name is combination of his mom and dad's name
- Major is health promotions with a minor in communications

KEN. DANIEL'S CAREER STATISTICS

Year	Pos.	G-GS	Tackles	Sacks-Yds.	TFL-Yds.	FC	FR	PBU
2015	DE	3-0	1	0-0	0.0-0	0	0	0
2016	DE	8-0	3	0-0	0-0	0	0	0
2017	DE	5-0	3	1.0-10	1.0-10	0	0	0
Totals		16-0	7	1.0-10	1.0-10	0	0	0

KEN. DANIEL'S 2017 GAME-BY-GAME

Opponent	Tackles	Sacks	TFL-Y	FC	QBH	Int.
at Southern Miss	2	0	0	0	0	0
vs. ECU	0	0	0	0	0	0
at South Carolina	0	0	0	0	0	0
vs. Florida	0	0	0	0	0	0
vs. E. Michigan	1	1.0-10	1.0-10	0	0	0
Totals	3	1.0-10	1.0-10	0	0	0

KEN. DANIEL'S SINGLE-GAME HIGHS

Tackles: 2, at Southern Miss, Sept 2, 2017 (2-0)
Tackles for loss: 1.0, vs E. Michigan, Sept 30, 2017 (1.0-10)
Sacks: 1.0, vs E. Michigan, Sept 30, 2017 (1.0-10)



7

MIKE
EDWARDS

SAFETY

6-0 • 200 • Junior-2L
Cincinnati, Ohio (Winton Woods)

- Jim Thorpe Preseason Watch List

2017 - Junior

- Third on the team with 32 tackles
- Team-high three INTs and three PBUs
- Ranks tied for sixth nationally in total interceptions
- Had his third pickoff of the season, seventh of his career vs. Eastern Michigan
- Also led the Wildcats in tackles with eight stops and he added a pair of pass breakups vs. the Eagles
- Had a team-high 11 tackles, adding a pass breakup, vs. Florida
- Seven tackles in the win at South Carolina
- Picked off a deflected pass in the first quarter at South Carolina, his second interception of the season and sixth of his career
- Sealed UK's win over ECU with a late interception in the fourth quarter
- Athlon Sports Preseason All-SEC Second Team
- Preseason All-SEC Third Team (Media)
- Preseason All-SEC Third Team (Coaches)
- Recorded four tackles at Southern Miss

Personal

- His nickname is "The Badger"
- Wears a pink mouthpiece in memory of his aunt, Angie Evans, who passed away from breast cancer in 2013
- Major is family sciences with a minor in criminology

EDWARDS' CAREER STATISTICS


Year	Pos.	G-GS	Tackles	Int.-Yds.	Sacks	TFL-Y	FC	FR	PBU
2015	S	12-5	39	1-20	0-0	2.0-4	1	0	2
2016	S	13-13	100	3-46	0.5-4	5.5-14	0	0	8
2017	S	5-5	32	3-1	0-0	0-0	0	0	3
Totals		30-23	171	7-67	0.5-4	7.5-18	1	0	13

EDWARDS' 2017 GAME-BY-GAME

Opponent	Tackles	Sacks	TFL-Y	FC	PBU	Int.
at Southern Miss *	4	0-0	0-0	0	0	0-0
vs. ECU *	2	0-0	0-0	0	0	1-0
at South Carolina *	7	0-0	0-0	0	0	1-1
vs. Florida *	11	0-0	0-0	0	1	0-0
vs. E. Michigan *	8	0-0	0-0	0	2	1-0
Totals	32	0-0	0-0	0	3	3-1

EDWARDS' SINGLE-GAME HIGHS

Tackles: 13, vs Georgia, Nov 5, 2016 (4-9)
Tackles for loss: 1.0, 7x, last vs Georgia Tech, Dec 31, 2016 (2)
Fumbles forced: 1, at Vanderbilt, Nov 14, 2015
Pass breakups: 3, New Mexico State, Sept 17, 2016
Touchdowns: 1, Charlotte, Nov 21, 2015
All-purpose yards: 46, Austin Peay, Nov 19, 2016
Interceptions: 2, at Louisville, Nov 26, 2016
Long interception return: 46, Austin Peay, Nov 19, 2016



69

MATT
ELAM

NOSEGUARD

6-7 • 360 • Senior-3L
Elizabethtown, Ky. (John Hardin)

2017 - Senior

- At Southern Miss, recorded four tackles, including a tackle for loss

Personal

- Major is communications

ELAM'S CAREER STATISTICS

Year	Pos.	G-GS	Tackles	Sacks-Yds.	TFL-Yds.	FC	FR	PBU
2014	DT	12-0	10	0-0	0-0	0	0	2
2015	DT	12-4	23	0-0	0.5-1	0	0	0
2016	DT	12-5	9	0-0	0-0	0	0	0
2017	DT	5-0	8	0-0	1.0-4	0	0	1
Totals		41-9	50	0-0	1.5-5	0	0	3

ELAM'S 2017 GAME-BY-GAME

Opponent	Tkls.	TFL-Y	Sacks-Y	FC	FR	PBU	QBH
at Southern Miss	4	1.0-4	0-0	0	0	0	0
vs. ECU	0	0-0	0-0	0	0	0	0
at South Carolina	1	0-0	0-0	0	0	1	0
vs. Florida	2	0-0	0-0	0	0	0	0
vs. E. Michigan	1	0-0	0-0	0	0	0	0
Totals	8	1.0-4	0-0	0	0	1	0

ELAM'S SINGLE-GAME HIGHS

Tackles: 6, 2x, last vs. UL Lafayette, Sept 5, 2015
Tackles for loss: 1.0, at Southern Miss, Sept 2, 2016 (1.0-4)
Pass breakups: 1, 3x, last at South Carolina, Sept 16, 2017



81

ISAIAH
EPPS

WIDE RECEIVER

6-2 • 185 • Freshman-HS
Jenks, Okla. (Jenks)**2017 - Freshman**

- One of seven true freshmen to see action in the season opener at Southern Miss
- Caught one pass for 18 yards in the win over Eastern Michigan

Personal

- Older brother, Carson, and cousin, Denver Johnson are currently wide receivers at Iowa State
- Major is psychology

EPPS' 2017 GAME-BY-GAME

Opponent	Rec.	Yds.	TD	Long
at Southern Miss	1	6	0	6
vs. ECU	0	0	0	0
at South Carolina	0	0	0	0
vs. Florida	0	0	0	0
vs. E. Michigan	1	18	0	18
Totals	2	24	0	18

EPPS' SINGLE-GAME HIGHS

Receptions: 1, twice, last vs E. Michigan, Sept 30, 2017
 Receiving yards: 18, vs E. Michigan, Sept 30, 2017 (1 reception)
 Receiving TDs: n/a
 Long reception: 18, vs E. Michigan, Sept 30, 2017



3

JORDAN
GRIFFIN

CORNERBACK

6-0 • 186 • Sophomore-1L
Riverdale, Ga.
(Jonesboro)**2017 - Sophomore**

- Earned first career start vs. Eastern Michigan
- Charted a season-high three tackles vs. Florida
- Had two tackles and a PBU in the opener at Southern Miss ... Also had two at South Carolina and vs. Eastern Michigan
- SEC First-year Academic Honor Roll (2016-17)

Personal

- Major is pre-integrated strategic communications

GRIFFIN'S CAREER STATISTICS

Year	Pos.	G-GS	Tackles	TFL-Y	Int.-Yds.	PBU	FR	FC	QBH
2016	DB	8-0	6	0-0	0-0	0	0	0	0
2017	DB	5-1	9	0-0	0-0	1	0	0	0
Totals		13-1	15	0-0	0-0	1	0	0	0

GRIFFIN'S 2017 GAME-BY-GAME

Opponent	Tackles	Sacks	TFL-Y	FR	FC	PBU	Int.
at Southern Miss.	2	0-0	0-0	0	0	1	0
vs. ECU	0	0-0	0-0	0	0	0	0
at South Carolina	2	0-0	0-0	0	0	0	0
vs. Florida	3	0-0	0-0	0	0	0	0
vs. E. Michigan*	2	0-0	0-0	0	0	0	0
Totals	9	0-0	0-0	0	0	1	0

GRIFFIN'S SINGLE-GAME HIGHS

Tackles: 4, Austin Peay, Nov 19, 2016 (2-2)
 Pass breakups: 1, at Southern Miss, Sept 2, 2017



85

GREG
HART

TIGHT END

6-5 • 245 • Senior-1L
Dayton, Ohio (Archbishop Alter/
Nebraska)**2017 - Senior**

- Caught his first collegiate touchdown pass with a career-long 20-yard scoring grab in the first quarter vs. Eastern Michigan
- Saw action in 12 games in 2016, catching six passes for 32 yards

Personal

- Graduated in May of 2017 with a degree in marketing and is currently working on a second degree in communications
- Participated in a one-week service/educational trip to Ethiopia where he interacted with residents of impoverished communities, visited imprisoned men, helped widows, cared for orphans, and helped renovate houses (2016)

HART'S CAREER STATISTICS

Year	Pos.	G-GS	Rec.	Yds.	Avg.	TD	Long
2016	TE	12-0	6	32	5.3	0	11
2017	TE	5-0	2	23	11.5	1	20
Totals		17-0	8	55	6.9	1	20

HART'S 2017 GAME-BY-GAME

Opponent	Rec.	Yds.	TD	Long
at Southern Miss	0	0	0	0
vs. ECU	0	0	0	0

at South Carolina	1	3	0	3
vs. Florida	0	0	0	0
vs. E. Michigan	1	20	1	20
Totals	2	3	0	3

HART'S SINGLE-GAME HIGHS

Receptions: 2, vs New Mexico State, Sept 16, 2016
 Receiving yards: 20, vs E. Michigan, Sept 30, 2017 (1 rec.)
 Receiving TDs: 1, vs E. Michigan, Sept 30, 2017
 Long reception: 20, vs E. Michigan, Sept 30, 2017



9

GARRETT
JOHNSON

WIDE RECEIVER

5-11 • 175 • Senior-3L
Winter Garden, Fla. (West Orange)**2017 - Senior**

- Leads the team in receptions (20) and receiving yards (222 yards)
- Led the team in receptions last season with 39 catches for 585 yards and five touchdowns
- Also led the team in 2015 with 694 receiving yards, collecting 46 catches for two touchdowns
- Has caught a pass in 16 straight games, dating back to last season
- Had eight catches for 61 yards vs. Eastern Michigan
- Moved past Quentin McCord and Dicky Lyons Jr. for fourth place on the career receiving yardage list with 1,772 career receiving yards ... Needs 567 more yards to tie Derek Abney (2000-03) at No. 3 with 2,339 yards
- His eight catches vs. Eastern Michigan were the most receptions for a Wildcat since he had nine vs. Auburn in 2015
- Has 10 career touchdown catches
- Has five career 100-yard receiving games

Personal

- Nickname is "Juice"
- Major is communications

G. JOHNSON'S CAREER STATISTICS

Year	Pos.	G-GS	Rec.	Yds.	Avg.	TD	Long
2014	WR	12-2	22	271	12.3	2	60
2015	WR	12-11	46	694	15.1	2	39
2016	WR	13-9	39	585	15.0	5	75
2017	WR	5-5	20	222	11.1	1	30
Totals		42-27	127	1772	14.0	10	75




G. JOHNSON'S 2017 GAME-BY-GAME

Opponent	Rec.	Yds.	TD	Long
at Southern Miss *	2	22	0	14
vs. ECU*	2	42	0	30
at South Carolina*	4	41	0	14
vs. Florida*	4	56	1	27
vs. E. Michigan*	8	61	0	16
Totals	20	221	1	30

G. JOHNSON'S SINGLE-GAME HIGHS

Receptions: 9, Auburn, Oct 15, 2015
Receiving yards: 164, at Louisville, Nov 26, 2016 (5 receptions)
Receiving TDs: 2, three times, last at Louisville, Nov 26, 2016
Long reception: 75, at Louisville, Nov 26, 2016
All-purpose yards: 164, at Louisville, Nov 26, 2016



6

LONNIE
JOHNSON JR.

CORNERBACK

6-3 • 215 • Junior-JC
Gary, Ind. (Garden City CC/Gary West Side)

2017 - Junior

- Had a career-high four tackles in the season opener at Southern Miss
- Also had four tackles, one tackle for loss and one pass breakup vs. ECU
- Blocked an extra point by the Colonels, which was the first blocked kick of his UK career

Personal

- Major is community and leadership development

JOHNSON'S 2017 GAME-BY-GAME

Opponent	Tackles	Sacks	TFL-Y	FR	FC	PBU	Int.	Blks
at Southern Miss.	4	0-0	0-0	0	0	0	0	0
vs. ECU	4	0-0	1.0-2	0	0	1	0	1
at South Carolina	2	0-0	0-0	0	0	0	0	0
vs. Florida	0	0-0	0-0	0	0	0	0	0
vs. E. Michigan	3	0-0	0-0	0	0	1	0	0
Totals	13	0-0	1.0-2	0	0	2	0	1

JOHNSON'S SINGLE-GAME HIGHS

Tackles: 4, at Southern Miss, Sept 3, 2017 (4-0)
Tackles for loss: 1.5, vs ECU, Sept. 9, 2017
Blocks: 1, vs. ECU, Sept 9, 2017 (extra point)



15

STEPHEN
JOHNSON II

QUARTERBACK

6-2 • 185 • Senior-1L
Rancho Cucamonga, Calif.
(Los Osos/Grambling/
College of the Desert)

- *Johnny Unitas Golden Arm Watch List*

2017 - Senior

- UK is 11-5 with Johnson as primary QB, including 9-5 as the starter and 2-0 as the team's primary QB in a relief role
- Ranks eighth in the SEC in total offense (208.0), seventh in passing yards per game (188.0), and ninth pass efficiency (148.8)
- Has thrown or rushed for a touchdown in eight of the last nine games
- Finished the Florida game 17-for-25 for 196 yards and three touchdowns
- His three TD passes tied a career high and were the most for a UK quarterback against Florida since Andre' Woodson on Oct. 20, 2007 when he had five TDs
- Completed 16 of 25 passes for 169 yards in the win over South Carolina ... Also had 74 yards rushing on seven carries
- First Kentucky quarterback since 1993 to win four of his first six career true road game starts
- First Kentucky quarterback since 1993 to win eight of his first 11 career regular season starts

Personal

- Suffered from Tourette Syndrome until the age of 13
- Major is agricultural economics with a minor in business

S. JOHNSON'S CAREER STATISTICS

Year	G-GS	Rush	Yds	TD	Comp.	Att.	Int.	Pct.	Yds.	TD	Long
2013*	2-0	0	0	0	0	0	0	0	0	0	0
2014*	9-9	40	91	1	59	105	4	56.2	723	6	75
2016	12-9	97	327	3	145	265	6	54.7	2037	13	75
2017	5-5	36	100	2	77	119	1	64.7	940	7	59
at UK	17-13	133	427	5	222	384	7	57.8	2977	20	75
Totals	28-23	173	518	6	281	489	11	57.5	3700	26	75

* at Grambling

S. JOHNSON'S 2017 GAME-BY-GAME

Opponent	Comp.-Att.-Int.	Yds.	TD	Long	Rush	Yards	TD
at Southern Miss*	11-20-0	176	1	14	5	10	1
vs. ECU*	15-22-0	224	1	43	6	53	1
at South Carolina*	16-25-1	169	0	20	7	74	0
vs. Florida*	17-25-1	196	3	27	10	2	0
vs. E. Michigan*	18-27-0	175	2	22	8	-34	0
Totals	77-119-1	940	7	27	36	100	2

S. JOHNSON'S SINGLE-GAME HIGHS

Pass attempts: 34, Georgia Tech, Dec 31, 2016
Pass completions: 19, Georgia Tech, Dec 31, 2016
Pass yards: 338, at Louisville, Nov 26, 2016
Pass TDs: 3, three times, last vs. Florida, Sept 23, 2017
Long pass: 75, at Louisville, Nov 26, 2016
Total offense plays: 48, Georgia Tech, Dec 31, 2016 (14 rush, 34 pass)
Total offense yards: 421, at Louisville, Nov 26, 2016 (83 rush, 338 pass)
All-purpose yards: 83 at Louisville, Nov 26, 2016
Rushing Touchdowns: 1, four times, last at Southern Miss, Sept 3, 2017
Rush attempts: 14, Georgia Tech, Dec 31, 2016
Rush yards: 83 at Louisville, Nov 26, 2016 (8 carries)
Long rush: 75 at Tennessee, Nov 12, 2016



34

JORDAN
JONES

LINEBACKER

6-2 • 221 • Junior-2L
Youngstown, Ohio (Cardinal Mooney)

- *Bednarik Award Watch List*
- *Bronko Nagurski Trophy Watch List*

2017 - Junior

- Missed the last three games with an injured shoulder
- Had eight tackles with 0.5 tackles for loss, one fumble forced, one pass breakup and one quarterback hurry in the win over ECU
- Forced two fumbles this season
- Athlon Sports Preseason All-SEC First Team
- Athlon Sports Preseason All-America Third Team
- Preseason All-SEC Third Team (Media)
- Preseason All-SEC Second Team (Coaches)
- Southern Pigskin All-SEC Preseason First Team
- Led the team and ranked third in the SEC in tackles per game with 8.4 (109 total) in 2016
- Led the SEC and ranked 16th nationally in solo tackles per game (5.7) in 2016
- Led the team with nine QB hurries in 2016
- Led the team and ranked sixth in the SEC in tackles for loss with 15.5 in 2016

Personal

- Major is community and leadership development

JONES' CAREER STATISTICS

Year	G-GS	Tackles	TFL-Yds.	Sacks-Yds.	PD	FF	FR	QBH
2015	8-0	10	0-0	0-0	0	0	1	0
2016	13-13	109	15.5-65	4.0-35	4	1	0	9
2017	2-1	13	0.5-2	0-0	1	1	0	1
Totals	23-14	132	16.0-67	4.0-35	5	2	1	10

JONES' 2017 GAME-BY-GAME

Opponent	Tkls.	TFL-Y	Sacks-Y	PBU	FF	FR	Int.	QBH
at Southern Miss *	5	0-0	0-0	0	0	0	0	0
vs. ECU	8	0.5-2	0-0	1	1	0	0	1
at South Carolina	(Injury)	DNP						
vs. Florida	(Injury)	DNP						



JONES' 2017 GAME-BY-GAME

vs. E. Michigan	(Injury)	DNP							
Totals	13	0.5-2	0-0	1	1	0	0	1	

JONES' SINGLE-GAME HIGHS

Tackles: 19, Southern Miss, Sept 3, 2016 (13-6)
Sacks: 1.0, four times, last at Louisville, Nov 26, 2016 (12 yards)
Tackles for loss: 2.5, vs Georgia, Nov 5, 2016 (2.5-9)
Fumbles forced: 1, twice, last vs. EKU, Sept 9, 2017
Fumbles recovered: 1, at Vanderbilt, Nov 14, 2015
QB Hurries: 3, at Alabama, Oct 1, 2016



22

SIHIEM
KING

RUNNING BACK

5-9 • 172 • Junior-2L
 Colquitt, Ga. (Colquitt County)

2017 - Junior

- Ran for a season-high 64 yards on five carries vs. Florida ... Also caught a pass for a career-high 24-yard gain
- Last year, King carried the ball just 11 times for 81 yards

Personal

- Name pronounced "sah-HEEM"
- His nickname is "Sifi"
- Major is community and leadership development
- Writes left-handed

KING'S CAREER STATISTICS

Year	G-GS	Att.	Yds.	Avg.	TD	LG	Rec.	Yds.	Avg.	TD	LG
2015	12-0	11	127	11.5	1	62	4	6	1.5	0	6
2016	13-0	11	81	7.4	1	24	3	14	4.7	0	11
2017	5-0	31	156	5.1	0	30	7	53	7.6	0	24
Totals	30-0	53	367	6.9	2	62	14	73	5.2	0	11

KING'S KOR CAREER STATISTICS

Year	KOR	Yds.	Avg.	TD	Long
2015	23	498	21.7	0	48
2016	10	213	21.3	0	27
2017	3	91	30.3	0	46
Totals	36	802	22.3	0	48

KING'S 2017 GAME-BY-GAME

Opponent	Att.	Yds.	TD	Rec.	Yds.	TD	KR	Yds	TD
at Southern Miss	8	12	0	0	0	0	2	69	0
vs. EKU	9	63	0	3	13	0	1	22	0
at South Carolina	2	15	0	1	18	0	0	0	0
vs. Florida	5	64	0	1	24	0	0	0	0
vs. E. Michigan	7	13	0	2	-2	0	0	0	0
Totals	31	156	0	7	53	0	3	91	0

KING'S SINGLE-GAME HIGHS

Rush attempts: 6, at Tennessee, Nov 12, 2016
Rush yards: 91, vs Charlotte, Nov 21, 2015 (5 carries)
Rush TDs: n/a
Long rush: 62, vs Charlotte, Nov 21, 2015
Receptions: 3, vs EKU, Sept 9, 2017
Receiving yards: 24, vs Florida, Sept 23, 2017
Long reception: 24, vs Florida, Sept 23, 2017
All-purpose yards: 118, at Louisville, Nov 26, 2016
Kick returns: 6, at Louisville, Nov 26, 2016
Kick return yards: 118, at Louisville, Nov 26, 2016 (6 returns)
Long kick return: 48, vs. Missouri, Sept 26, 2015



59

KORDELL
LOONEY

DEFENSIVE TACKLE

6-3 • 293 • Freshman-RS
 Springfield, Ohio
 (Springfield)

2017 - Freshman - RS

- Had two tackles in the season opener vs. Southern Miss

Personal

- Major is undecided

LOONEY'S 2017 GAME-BY-GAME

Opponent	Tkls.	TFL-Y	Sacks-Y	PBU	FF	FR	Int.	QBH
at Southern Miss	2	0-0	0-0	0	0	0	0	0
vs. EKU			DNP					
at South Carolina	0	0-0	0-0	0	0	0	0	0
vs. Florida	0	0-0	0-0	0	0	0	0	0
vs. E. Michigan	1	0-0	0-0	0	0	0	0	0
Totals	3	0-0	0-0	0	0	0	0	0

LOONEY'S SINGLE-GAME HIGHS

Tackles: 2, at Southern Miss, Sept 2, 2017 (0-2)



51

COURTNEY
LOVE

LINEBACKER

6-2 • 242 • Senior-1L
 Youngstown, Ohio
 (Cardinal Mooney/Nebraska)

- Member of 2017 Allstate AFCA Good Works Team
- Lott IMPACT Trophy Watch List
- Wuerffel Trophy Watch List

2017 - Senior

- Second on the team in tackles with 33
- Recorded seven tackles, including a TFL, along with a PBU vs. Florida
- Had six tackles and a PBU in the win at South Carolina
- Tied his career high with nine tackles, one for loss, and also had a fumble recovery in the season opener at Southern Miss
- Started in all 13 games and named a team captain in 12 games last season
- Ranked third on the team in tackles with 76 in 2016

Personal

- Graduated in May of 2017 with a degree in community and leadership development and is currently working on a second degree in communications
- Recently named to the Allstate AFCA Good Works Team, just one of 11 FBS student-athletes on the prestigious team
- Co-representative on UK football's Student-Athlete Advisory Committee (SAAC)

LOVE'S CAREER STATISTICS

Year	Pos.	G-GS	Tackles	TFL-Yds.	Sacks-Yds	QBH	FC	FR	PBU
2014*	LB	12-0	6	1.0-1	0-0	0	0	0	0
2016	LB	13-13	76	1.0-5	1.0-5	2	1	1	1
2017	LB	5-5	33	2.0-3	0.0	0	0	1	2
Totals	at UK	18-18	109	3.0-8	1.0-5	2	1	2	2
All*		30-18	115	4.0-9	1.0-5	2	1	2	3

LOVE'S 2017 GAME-BY-GAME

Opponent	Tackles	Sacks	TFL-Y	QBH	PBU	FF/FR	Int.
at Southern Miss *	9	0-0	1.0-1	0	0	0/1	0
vs. EKU*	8	0-0	0-0	0	0	0	0
at South Carolina*	6	0-0	0-0	0	1	0	0
vs. Florida*	7	0-0	1.0-2	0	1	0	0
vs. E. Michigan*	3	0-0	0-0	0	0	0	0
Totals	33	0.0-0	2.0-3	0	2	0/1	0

LOVE'S SINGLE-GAME HIGHS

Tackles: 9, twice, last at Southern Miss, Sept 2, 2017 (4-5)
Sacks: 1.0, at Alabama, Oct 1, 2016
Tackles for loss: 1.0, three times, last vs Florida, Sept 23, 2017 (1.0-2)
Fumbles Caused: 1, vs Georgia Tech, Dec. 31, 2016
Fumbles recovered: 1, twice, last at Southern Miss, Sept 2, 2017
QB Hurries: 1, twice, last vs Georgia Tech, Dec. 31, 2016
PBU: 1, twice, last vs Florida, Sept 23, 2017



99

AUSTIN
MacGINNIS

KICKER

5-10 • 185 • Senior-3L
Wedowee, Ala. (Prattville)

- *Lou Groza Award Watch List*
- *Campbell Trophy Award Semifinalist*

2017 - Senior

- Hit two field goals (42 and 50-yarders) in the Florida game, breaking the school record for career field goals made with 58 ... Previous record was 57 by Joey Worley
- Now has 58 career field goals
- Has 298 career points and needs just seven more to become UK's all-time leading scorer with Lones Seiber (305 in 2006-09)
- Has made 9-of-14 field goals this season, with the only misses coming from 48, 48, 53, 53 and 57 yards
- Ranks fifth in the SEC in scoring (8.2 ppg) and fourth in the league in scoring by kick (8.2 ppg)
- Tied for first in the SEC in field goals made with 1.80 per game
- Ranks fourth in the SEC in FG percentage (64.3)
- Owns the school record with 11 straight made FGs
- Has hit 45 consecutive PATs, dating back to 2016
- Scored all of UK's points in the second half at South Carolina with his trio of field goals, keeping the Gamecocks at bay
- Named SEC Special Teams Player of the Week and earned one of three "Stars of the Week from the Lou Groza Award for his play at USC
- Made a pair of potentially touchdown-saving tackles on long kickoff returns vs. ECU
- Athlon Sports Preseason All-SEC Fourth Team
- Preseason All-SEC Third Team (Coaches)

Personal

- Graduated in May of 2017 with a degree in finance and is currently working on a master's degree in business administration at UK's Gatton College of Business and Economics
- Set to graduate in one year (May of 2018) with his MBA ... Is taking 19 credit hours this semester and 22 next semester

MacGINNIS' CAREER STATISTICS

Year	FGM/FGA	PAT	Points	Long FG	TB
2014	21-27	41-41	104	54	25
2015	13-17	22-23	61	48	14
2016	16-19	44-45	92	51	24
2017	9-14	14-14	41	50	11
Totals	59-77	121-123	298	54	71

MacGINNIS' FIELD GOALS BY DISTANCE

Year	1-19	20-29	30-39	40-49	50+	Total	Long
2014	0-0	4-5	9-10	5-7	3-5	21-27	54
2015	0-0	5-5	4-5	4-6	0-1	13-17	48
2016	0-0	3-4	8-9	4-5	1-1	16-19	51
2017	0-0	2-2	3-3	3-5	1-4	9-14	50
Totals	0-0	14-16	24-27	16-23	5-11	59-77	54

MacGINNIS' SINGLE-GAME HIGHS

Points scored: 16, at Louisville, Nov 29, 2014
 Kick PATs: 8, twice, last vs. New Mexico State, Sept 17, 2016
 Points by kicking: 16, at Louisville, Nov 29, 2014
 Field goals made: 4, twice, last vs. Mississippi State, Oct 22, 2016
 Field goal attempts: 5, vs. Mississippi State, Oct 22, 2016
 Longest field goal: 54, at Tennessee, Nov 15, 2014**
 Kickoffs: 10, twice, last vs. New Mexico State, Sept 17, 2016
 Touchbacks: 7 vs. UT Martin, 2014
 Consecutive FG made: 11**
 ** denotes school record



99

ADRIAN
MIDDLETON

DEFENSIVE TACKLE

6-3 • 275 • Junior-2L
Bowling Green, Ky. (South Warren)
2017 - Junior

- Had five tackles vs. Eastern Michigan, including a career-best 2.0 TFL and a sack for a loss of 11 yards
- Played in all 13 games in 2016, earning a starting nod in the final 12 games of the season

Personal

- Major is media arts and studies with a minor in digital media and design

MIDDLETON'S CAREER STATISTICS


Year	Pos.	G-GS	Tackles	TFL-Yds.	Sacks-Yds.	FC	FR	PBU
2015	DT	4-0	8	0-0	0-0	0	0	0
2016	DT	13-12	35	5.5-13	0-0	0	0	0
2017	DT	5-5	12	2.0-13	1.0-11	0	0	0
Totals	DT	22-17	55	7.5-26	1.0-11	0	0	0

MIDDLETON'S 2017 GAME-BY-GAME

Opponent	Tkls.	TFL-Y	Sacks-Y	PBU	FF	FR	Int.	QBH
at Southern Miss*	5	0-0	0-0	0	0	0	0	0
vs. ECU*	0	0-0	0-0	0	0	0	0	0
at South Carolina*	2	0-0	0-0	0	0	0	0	0
vs. Florida*	0	0-0	0-0	0	0	0	0	0
vs. E. Michigan*	5	2.0-13	1.0-11	0	0	0	0	0
Totals	12	2.0-13	1.0-11	0	0	0	0	0

MIDDLETON'S SINGLE-GAME HIGHS

Tackles: 6, at Louisville, Nov 26, 2016 (3-3)
 Tackles for loss: 2.0, vs E. Michigan, Sept 30, 2017
 Sacks: 1.0, vs E. Michigan, Sept 30, 2017



84

CHARLES
MOUSHEY

WIDE RECEIVER

6-0 • 180 • Senior-1L
Westerville, Ohio
(Westerville Central)
2017 - Senior

- A walk-on wide receiver who has emerged as a special teams star, charting six tackles this season, two of them inside the opponent's 20-yard line
- Has helped down three punts on the 1-yard line
- Came to UK in 2014 as a member of UK's track and field team
- Set the UK Freshman record in the pole vault at SEC Championships and earned SEC All-Freshman honors

Personal

- His nickname is "Moosh"
- If not playing in the NFL, he plans to join the Navy after college
- High school teammates with Benny Snell Jr.
- Father, Charles, was a wide receiver at Dayton



93

MATT
PANTON

KICKER/PUNTER

6-4 • 230 • Senior-TR
Melbourne, Australia
(Melbourne Grammar School/Columbia)
2017 - Senior

- Averaging 43.1 yards per punt on the season which ranks seventh in the SEC
- Has 12 punts inside the 20-yard line ... Three punts have been downed at the 1-yard line
- Had his best game as a Wildcat, punting eight times for a 47.2-yard average vs. Eastern Michigan
- Booted a career-long 71-yard punt vs. the Eagles
- Marked the longest for a UK player since Ryan Tydlacka had a 73-yarder at Ole Miss in 2010
- It was UK's longest punt at Kroger Field since Bill Hawk had a 75-yarder vs. Tennessee in 1991
- It was UK's best punting performance since Landon Foster averaged 47.8 against Mississippi State in 2014
- Transferred to Kentucky after playing two seasons at Columbia University in New York City

**Personal**

- Was a member of Columbia's heavyweight rowing program and Sigma Chi Fraternity
- Experienced Australian Rules Football player
- Graduated with a degree in psychology from Columbia in 2017 and is currently working on a master's degree in business administration at UK's Gatton College of Business and Economics

PANTON'S CAREER STATISTICS

Year	G	Punts	Yds.	Avg.	TBs	FC	Inside 20	Long	50+
2015*	9	19	667	35.1	1	9	12	54	33
2016*	10	42	1,073	40.5	4	13	29	70	29
2017	5	30	1,292	43.1	2	7	12	71	4
at UK	5	30	1,292	43.1	2	7	12	71	4
Totals*	24	91	3,032	33.3	9	29	53	71	66

PANTON'S 2017 GAME-BY-GAME

Opponent	Punts	Yds.	Avg.	Long	Inside 20
at Southern Miss*	9	378	42.0	50	5
vs. ECU*	4	155	38.8	47	1
at South Carolina *	4	178	44.5	54	1
vs. Florida*	5	203	40.6	53	2
vs. E. Michigan*	8	378	47.2	71	3
Totals	30	1,292	43.1	71	12

PANTON'S SINGLE-GAME HIGHS

Punts: 9, at Southern Miss, Sept 2, 2017
 Single-game Avg: 47.2, vs E. Michigan, Sept 30, 2017
 Long: 71, vs E. Michigan, Sept 30, 2017



4

JOSHUA
PASCHAL

OUTSIDE LINEBACKER

6-3 • 270 • Freshman-HS
 Olney, Md. (Our Lady of Good Counsel)

2017 - Freshman

- True freshman
- Blocked a punt in the fourth quarter vs. Eastern Michigan, setting up Snell's 12-yard touchdown run
- First UK player to block a punt since Josh Forrest vs. Alabama State in 2013
- Finished the EMU game with a tackle and a QB hurry, and shared a quarterback sack
- Athlon Sports Preseason SEC All-Freshman Third Team

Personal

- Older brother, Travaughn, was a linebacker for the Wildcats from 2011-14
- Major is undecided

PASCHAL'S 2017 GAME-BY-GAME

Opponent	Tkls.	TFL-Y	Sacks-Y	PBU	FF/FR	Blks	Int.	QBH
at Southern Miss	1	1.0-3	0-0	0	0/0	0	0	0
vs. ECU	0	0-0	0-0	0	0/0	0	0	0
at South Carolina	1	0.5-2	0.5-2	0	0/0	0	0	0
vs. Florida	1	0-0	0-0	0	0/0	0	0	0
vs. E. Michigan	1	0.5-2	0.5-2	0	0/0	1	0	1
Totals	3	1.5-5	0.5-2	0	0/0	1	0	0



77

NAQUEZ
PRINGLE

DEFENSIVE TACKLE

6-3 • 320 • Senior-1L
 Georgetown, S.C.
 (Carvers Bay/Itawamba CC)

2017 - Senior

- Starting nose guard
- Started in five games in 2016
- Had three tackles, including one for loss vs. ECU
- Posted two tackles at South Carolina

Personal

- Major is community leadership and development

PRINGLE'S CAREER STATISTICS

Year	Pos.	G-GS	Tackles	Sacks-Yds.	TFL-Yds.	FC	FR	PBU
2016	NG	12-5	39	1.0-6	2.0-7	0	0	0
2017	NG	5-5	8	0-0	0.5-1	0	0	0
Totals		17-10	47	1.0-6	2.5-8	0	0	0

PRINGLE'S 2017 GAME-BY-GAME

Opponent	Tkls.	TFL-Y	Sacks-Y	PBU	FF	FR	Int.	QBH
at Southern Miss*	1	0-0	0-0	0	0	0	0	0
vs. ECU*	3	0.5-1	0-0	0	0	0	0	0
at South Carolina*	2	0-0	0-0	0	0	0	0	0
vs. Florida*	1	0-0	0-0	0	0	0	0	0
vs. E. Michigan*	1	0-0	0-0	0	0	0	0	0
Totals	8	0.5-1	0-0	0	0	0	0	0

PRINGLE'S SINGLE-GAME HIGHS

Tackles: 6, vs. Georgia Tech, Dec. 31, 2016 (4-2)
 Sacks: 0.5, twice, last at Louisville, Nov. 26, 2016 (1.0-5)
 Tackles for loss: 1.0, at Florida, Sept. '19, 2016 (1.0-1)

5

KENDALL
RANDOLPH

CORNERBACK

6-0 • 183 • Senior-3L
 Tallahassee, Fla. (Lincoln)

2017 - Senior

- Had the first interception of his career vs. Eastern Michigan
- Had four tackles in the season opener vs. Southern Miss and at South Carolina
- Earned first career start vs. ECU

Personal

- Major is communications

RANDOLPH'S CAREER STATISTICS

Year	Pos.	G-GS	Tackles	TFL-Yds	Int.-Yds.	PBU	FR	FC	QBH
2014	CB	12-0	16	2.0-5	0-0	1	1	1	3
2015	CB	9-0	11	0.5-6	0-0	1	1	0	0
2016	CB	11-0	15	1.0-3	0-0	0	0	0	0
2017	CB	5-3	13	1.0-1	1-3	1	0	0	0
Totals		37-3	55	4.5-15	1-3	3	2	1	3

RANDOLPH'S 2017 GAME-BY-GAME

Opponent	Tkls.	TFL-Yds	Sacks	PBU	FR/FF	Int.Yds	QBH
at Southern Miss	4	0-0	0-0	0	0	0	0
vs. ECU*	1	0-0	0-0	0	0	0	0
at South Carolina	4	0-0	0-0	0	0	0	0
vs. Florida*	2	1.0-1	0-0	0	0	0	0
vs. E. Michigan*	2	0-0	0-0	1	0	1-3	0
Totals	13	1.0-1	0-0	1	0	1-3	0

RANDOLPH'S SINGLE-GAME HIGHS

Tackles: 5, New Mexico State, Sept 17, 2016 (1-4)
 Sacks: 1.0, Mississippi State, Oct 25, 2014 (1-0)
 Tackles for loss: 1.0, 4x, last vs Florida, Sept 23, 2017 (1-1)
 Fumbles forced: 1, UT Martin, Aug 30, 2014
 Fumbles recovered: 1, twice, last at Georgia, Nov 7, 2015
 Pass breakups: 1, 3x, last vs E. Michigan, Sept 30, 2017
 Interceptions: 1, vs E. Michigan, Sept 30, 2017



11

TAVIN
RICHARDSON

WIDE RECEIVER

6-3 • 214 • Sophomore-1L
Greer, S.C. (Byrnes)**2017 - Sophomore**

- Team's fourth-leading receiver with 72 yards on nine catches
- Scored his first collegiate touchdown on a seven-yard pass reception in the second quarter vs. Eastern Michigan
- Recorded a career-high three catches for 21 yards vs. Florida
- Caught two passes for 29 yards in the win at South Carolina
- Had two catches for 10 yards in the win over ECU

Personal

- Name pronounced "TAY-vin"
- Major is community leadership and development

RICHARDSON'S CAREER STATISTICS

Year	Pos.	G-GS	Rec.	Yds.	Avg.	TD	Long
2016	WR	13-5	9	160	17.8	0	41
2017	WR	5-2	9	72	8.0	1	17
Totals		18-7	18	232	12.9	1	41

RICHARDSON'S 2017 GAME-BY-GAME

Opponent	Rec.	Yds.	TD	Long
at Southern Miss	1	5	0	5
vs. ECU	2	10	0	14
at South Carolina	2	29	0	17
vs. Florida*	3	21	0	12
vs. E. Michigan*	1	7	1	7
Totals	9	72	1	17

RICHARDSON'S SINGLE-GAME HIGHS

Receptions: 3, vs. Florida, Sept 23, 2017
Receiving yards: 74, Southern Miss, Sept 3, 2016 (2 receptions)
Touchdowns: 1, E. Michigan, Sept 30, 2017
Long reception: 41, Southern Miss, Sept 3, 2016
All-purpose yards: 74, Southern Miss, Sept 3, 2016



9

DAVONTE
ROBINSON

CORNERBACK

6-2 • 187 • Freshman-RS
Lexington, Ky.
(Henry Clay)**2017 - Freshman-RS**


- Had two tackles in the season opener and vs. ECU

Personal

- Major is pre-integrated strategic communications

ROBINSON'S 2017 GAME-BY-GAME

Opponent	Tkls.	TFL-Yds.	Sacks	PBU	FR	FF	QBH
at Southern Miss	2	0-0	0-0	0	0	0	0
vs. ECU	2	0-0	0-0	0	0	0	0
at South Carolina	1	0-0	0-0	0	0	0	0
vs. Florida	0	0-0	0-0	0	0	0	0
vs. E. Michigan	0	0-0	0-0	0	0	0	0
Totals	5	0-0	0-0	0	0	0	0



10

ASIM "A.J."
ROSE

RUNNING BACK

6-1 • 200 • Freshman-RS
Cleveland, Ohio
(Garfield Heights)**2017 - RS Freshman**

- Was hampered by an ankle injury in fall camp
- Recorded his first carry in the ECU game

ROSE'S 2017 GAME-BY-GAME

Opponent	Att.	Yds.	TD	Long	Rec.	Yds.	TD	Long
at Southern Miss	0	0	0	0	0	0	0	0
vs. ECU	1	2	0	0	0	0	0	0
at South Carolina	0	0	0	0	0	0	0	0
vs. Florida				DNP				
vs. E. Michigan	0	0	0	0	0	0	0	0
Totals	1	2	0	0	0	0	0	0



19

KAYAUNE
ROSS

WIDE RECEIVER

6-6 • 225 • Senior-SQ
West Chester, Ohio
(Lakota West/Phoenix College)**2016 - Junior**

- Had two catches for a career-high 40 yards in the win over Eastern Michigan
- Caught a career-long 22-yard pass vs. the Eagles
- Had two catches for 14 yards in the win at South Carolina
- Dean's List (Spring 2017)
- SEC First-year Academic Honor Roll (2016-17)

Personal

- Pronounced KAY-waun
- Major is community and leadership development

ROSS' CAREER STATISTICS

Year	Pos.	G-GS	Rec.	Yds.	Avg.	TD	Long
2016	WR	6-0	2	10	5.0	1	9
2017	WR	5-5	6	83	13.8	0	22
Totals		11-5	8	93	11.6	1	22

ROSS' 2017 GAME-BY-GAME

Opponent	Rec.	Yds.	TD	Long
at Southern Miss*	1	8	0	8
vs. ECU*	0	0	0	0
at South Carolina*	2	14	0	8
vs. Florida*	1	21	0	21
vs. E. Michigan*	2	40	0	22
Totals	6	83	0	22

ROSS' SINGLE-GAME HIGHS

Receptions: 2, twice, last vs E. Michigan, Sept 30, 2017
Receiving yards: 40, vs E. Michigan, Sept 30, 2017 (2 receptions)
Receiving TDs: 1, Southern Miss, Sept 3, 2016
Long reception: 22, vs E. Michigan, Sept 30, 2017
All-purpose yards: 22, vs E. Michigan, Sept 30, 2017



26

BENJAMIN
SNELL JR.

RUNNING BACK

5-11 • 223 • Sophomore-1L
Westerville, Ohio
(Westerville Central)

- Maxwell Award Watch List
- Doak Walker Award Watch List

2017 - Sophomore

- In just 18 career games has 1,497 rushing yards which already ranks him 20th all-time in program history ... Needs 37 more to move up to No. 19 with Al Baker (1,534 from 1986-90) ... Needs 45 yards to jump two spots and tie Raymond Sanders (1,542 from 2010-13) at No. 18
- Leads Kentucky in rushing with 406 yards on 106 carries and four touchdowns
- Ranks seventh in the SEC in rushing ypg (81.2)
- Has seven career 100-yard rushing games
- Led the rushing attack with 21 carries for 75 yards, including a 12-yard TD run in UK's win over Eastern Michigan
- A workhorse running back who ran for 102 yards and two touchdowns in the win at South Carolina
- First Wildcat to have two rushing TDs in the first half of an SEC road game since Anthony White vs. LSU in 1998
- First Wildcat to have two rushing TDs in an SEC opener since Curtis Pulley vs. Florida in 2005
- First Wildcat to have two rushing TDs in an SEC road opener since Al Baker at Ole Miss in 1990
- Rushed a game-high 19 times for a game-high 103 yards vs. ECU, including 16 rushes for 100 yards and a touchdown in the second half
- Also led the rushing attack against Southern Miss with 20 carries for 67 yards
- Set six UK freshman records in 2016, including most rushing TDs in a game (4), most rushing yards by a freshman (1,091), most rushing TDs by a freshman (13), most total TDs by a freshman (13), most 100-yard rushing games (5) and most rushing yards by a freshman in a single game (192)
- Athlon Sports Preseason All-SEC Third Team
- Preseason All-SEC Third Team (Coaches)

Personal

- Major is pre-media arts studies

SNELL'S CAREER STATISTICS

Year	G-GS	Att.	Yds.	Avg.	TD	LG	Rec.	Yds.	Avg.	TD	LG
2016	13-1	186	1,091	5.9	13	48	2	39	19.5	0	28
2017	5-5	106	406	3.8	4	25	5	40	8.0	0	22
Totals	18-6	292	1,497	5.1	17	48	7	79	11.3	0	28

SNELL'S 2017 GAME-BY-GAME

Opponent	Att.	Yds.	TD	Long	Rec.	Yds.	TD	Long
at Southern Miss*	20	67	0	10	1	13	0	13

vs. ECU*	19	105	1	25	2	5	0	4
at South Carolina*	32	102	2	12	0	0	0	0
vs. Florida*	14	59	0	12	2	22	0	22
vs. E. Michigan	21	75	1	12	0	0	0	0
Totals	106	406	4	25	5	40	0	22

SNELL'S SINGLE-GAME HIGHS

Rush attempts: 38, at Missouri, Oct 29, 2016
 Rush yards: 192, at Missouri, Oct 29, 2016 (38 carries)
 Rush TDs: 4, vs New Mexico State, Sept 17, 2016
 Long rush: 48, vs Austin Peay, Nov 21, 2016
 Receptions: 1, four times, last vs Florida, Sept 23, 2017
 Receiving yards: 28, at Louisville, Nov 26, 2016
 Long reception: 28, at Louisville, Nov 26, 2016
 Total offense yards: 192, at Missouri, Oct 29, 2016 (192 rush, 0 pass)
 All-purpose yards: 192, at Missouri, Oct 29, 2016 (192 rush, 0 pass)
 Kick returns: 2, Tennessee, Nov 12, 2016
 Kick return yards: 35, Tennessee, Nov 12, 2016 (2 returns)
 Long kick return: 32, South Carolina, Sept 24, 2016



91

CALVIN
TAYLOR JR.

DEFENSIVE END

6-9 • 305 • Sophomore-SQ
Augusta, Ga. (Augusta Christian)**2017 - Sophomore**

- Recorded a career-high four tackles in the win over Southern Miss

Personal

- Major is agricultural economics

TAYLOR'S CAREER STATISTICS

Year	Pos.	G-GS	Tackles	Sacks-Yds.	TFL-Yds.	FC	FR	PBU
2016	DE	4-0	1	0-0	0-0	0	0	0
2017	DE	3-0	5	0-0	0-0	0	0	0
Totals		7-0	6	0-0	0-0	0	0	0

TAYLOR'S 2017 GAME-BY-GAME

Opponent	Tkls.	TFL-Y	Sacks-Y	PBU	FF	FR	Int.	QBH
at Southern Miss	4	0	0	0	0	0	0	0
vs. ECU	0	0	0	0	0	0	0	0
at South Carolina			DNP					
vs. Florida			DNP					
vs. E. Michigan	1	0	0	0	0	0	0	0
Totals	5	0	0	0	0	0	0	0

TAYLOR'S SINGLE-GAME HIGHS

Tackles: 4, at Southern Miss, Sept 2, 2017 (1-3)



18

CLEVAN
THOMAS JR.

WIDE RECEIVER

5-11 • 205 • Freshman-HS
Miami, Fla. (Charles W. Flanagan)**2017 - Freshman**


- One of seven true freshmen to see action in the opening game
- Had one catch for four yards vs. Southern Miss
- Graduated a semester early and enrolled at Kentucky in January of 2017

Personal

- Name is pronounced "cle-VAN"
- Major is pre-integrated strategic communications

THOMAS' 2017 GAME-BY-GAME

Opponent	Rec.	Yds.	TD	Long
at Southern Miss	1	4	0	4
vs. ECU	0	0	0	0
at South Carolina	0	0	0	0
vs. Florida	0	0	0	0
vs. E. Michigan	0	0	0	0
Totals	1	4	0	4



88

CHARLES
WALKER

WIDE RECEIVER

5-11 • 203 • Senior-3L
Louisville, Ky. (St. Xavier)**2017 - Senior**

- Recorded a career-high four catches for 28 yards vs. Florida
- Was excellent on special teams, charting 87 yards on three punts, including a 57-yard return
- Racked up a career-best 115 all-purpose yards vs. the Gators
- Two catches for 13 yards in the win over South Carolina
- Former walk-on who earned a scholarship during the 2016 preseason camp
- Two-time SEC Academic Honor Roll member
- Dean's List (Spring 2016, Fall 2016)

Personal

- His nickname is "Chuck"
- Major is finance and marketing



C. WALKER'S CAREER STATISTICS

Year	G-GS	Rec.	Yds.	Avg.	TD	LG	PR	Yds.	Avg.	TD	LG
2014	12-0	1	4	4.0	0	4	0	0	0	0	0
2015	12-1	5	61	12.2	0	20	3	22	7.3	0	11
2016	13-0	4	34	8.5	0	12	15	117	7.8	1	65
2017	5-3	10	112	11.2	0	27	4	86	21.5	0	52
Totals	42-4	20	211	10.6	0	27	22	225	10.2	1	65

C. WALKER'S 2017 GAME-BY-GAME

Opponent	Rec.	Yds.	TD	LG	PR	Yds.	Avg.	TD	LG
at Southern Miss*	1	21	0	21	0	0	0	0	0
vs. ECU*	2	38	0	27	1	-1	-1.0	0	0
at South Carolina	2	13	0	9	0	0	0	0	0
vs. Florida	4	28	0	14	3	87	29.0	0	52
vs. E. Michigan*	1	12	0	12	0	0	0	0	0
Totals	10	112	0	27	4	86	21.5	0	52

C. WALKER'S SINGLE-GAME HIGHS

Receptions: 4, vs Florida, Sept 23, 2017
 Receiving yards: 38, vs ECU, Sept 9, 2017 (2 receptions)
 Long reception: 27, vs ECU, Sept 9, 2017
 All-purpose yards: 115, vs Florida, Sept 23, 2017
 Punt returns: 5, New Mexico State, Sept 17, 2016
 Punt return yards: 101, New Mexico State, Sept 17, 2016
 Long punt return: 65, New Mexico State, Sept 17, 2016
 Tackles: 3, at Georgia, Nov 7, 2015 (2-1)



16

MARCUS
WALKER

SAFETY

6-1 • 212 • Sophomore-1L
Lake Wales, Fla. (Lake Wales)

2017 - Sophomore

- Had one tackle in the opener vs. Southern Miss and against Eastern Michigan

Personal

- Major is communications

M. WALKER'S CAREER STATISTICS

Year	Pos.	G-GS	Tackles	TFL-Yds.	Sacks-Yds.	FC	FR	PBU	QBH
2016	S	9-0	12	0.0	0.0	0	0	0	0
2017	S	5-0	2	0-0	0-0	0	0	0	0
Totals		14-0	14	0.0	0.0	0	0	0	0

M. WALKER'S 2017 GAME-BY-GAME

Opponent	Tkls.	TFL-Yds.	Sacks-Yds.	FC	FR	Int.	QBH
at Southern Miss	1	0.0	0.0	0	0	0	0
vs. ECU	0	0.0	0.0	0	0	0	0
at South Carolina	0	0-0	0-0	0	0	0	0
vs. Florida	0	0-0	0-0	0	0	0	0
vs. E. Michigan	1	0-0	0-0	0	0	0	0
Totals	2	0.0-0	0.0	0	0	0	0

M. WALKER'S SINGLE-GAME HIGHS

Tackles: 7, Austin Peay, Nov 19, 2016 (3-4)



35

DENZIL
WARE

DEFENSIVE END/LB

6-2 • 245 • Junior-2L
Opp, Ala. (Senior)

2017 - Junior

- Has started in 28 of 30 career games played
- Second on the team behind fellow Blitz Bro Josh Allen in tackles for loss (3.5) and sacks (2.5)
- Has two forced fumbles and two fumble recoveries this season
- Totalled three tackles, one quarterback sack, a caused fumble and two quarterback hurries in the win over Eastern Michigan
- Charted a season-high seven tackles, including a TFL for four yards vs. Florida
- Totalled four tackles, including one-half quarterback sack, and a pass breakup in Kentucky's 23-13 win at South Carolina
- Named SEC Defensive Lineman of the Week in Week 1 after finishing with two tackles, a tackle for loss, a sack, a forced fumble and two fumble recoveries vs. Southern Miss
- Late in the third quarter, Darius West made a jolting tackle that caused a fumble, which Ware scooped and scored from 20 yards out
- Marked his first collegiate touchdown but his second collegiate score ... Also had a fumble return for a 2-point defensive PAT at South Carolina in 2015
- Athlon Sports Preseason All-SEC Third Team
- Preseason All-SEC Second Team (Media)
- Preseason All-SEC Second Team (Coaches)

Personal

- Major is community and leadership development
- Participated in a one-week service/educational trip with teammates Jordan Bonner and C.J. Conrad to the Dominican Republic in May of 2017 where he interacted with residents of impoverished communities, visited an orphanage, constructed park benches in a sugar cane village, distributed

WARE'S CAREER STATISTICS

Year	Pos.	G-GS	Tkls	TFL-Yds.	Sacks-Yds.	FC	FR	PBU	QBH
2015	DE/LB	12-11	39	5.5-13	1.0-4	1	1	0	2
2016	DE/LB	13-13	70	12.0-75	5.5-61	0	0	0	5
2017	DE/LB	5-4	16	3.5-22	2.5-18	2	2-20	1	2
Totals		30-28	125	21.0-110	9.0-83	3	3-20	1	9

WARE'S 2017 GAME-BY-GAME

Opponent	Tkls.	TFL-Yds.	Sacks-Yds.	FC	FR	Int.	PBU	QBH
at USM *	2	1.0-10	1.0-10	1	2	0	0	0

vs. ECU	0	0-0	0-0	0	0	0	0	0
at USC*	4	0.5-1	0.5-1	0	0	0	1	0
vs. Florida*	7	1.0-4	0-0	0	0	0	0	0
vs. E. Michigan*	3	1.0-7	1.0-7	1	0	0	0	2
Totals	16	3.5-22	2.5-18	2	2	0	1	2

WARE'S SINGLE-GAME HIGHS

Tackles: 9, twice, last vs Georgia Tech, Dec 31, 2016
 Sacks: 2.0, vs South Carolina, Sept 24, 2016
 Tackles for loss: 2.5, twice, last at Tennessee, Nov 12, 2016
 Fumbles forced: 1, twice, vs E. Michigan, Sept 30, 2017
 Fumbles recovered: 2, at Southern Miss, Sept 2, 2017 (20 yds)
 Quarterback hurry: 2, vs E. Michigan, Sept 30, 2017



31

JAMAR
WATSON

LINEBACKER

6-3 • 240 • Freshman-RS
Forestville, Md.
(Bishop McNamara)

2017 - Freshman-RS

- SEC First-year Academic Honor Roll (2016-17)

Personal

- His nickname is "Boogie"
- Major is sociology with a minor in criminology
- One thing most people don't know about him is that he is great tap dancer

WATSON'S 2017 GAME-BY-GAME

Opponent	Tkls.	TFL-Yds.	Sacks-Yds.	FC	FR	Int.	PBU	QBH
at Southern Miss	0	0.0	0.0	0	0	0	0	0
vs. ECU	0	0.0	0.0	0	0	0	0	0
at South Carolina	1	0.0	0.0	0	0	0	0	0
vs. Florida	0	0.0	0.0	0	0	0	1	0
vs. E. Michigan	0	0.0	0.0	0	0	0	0	0
Totals	1	0.0-0	0.0	0	0	0	1	0

WATSON'S SINGLE-GAME HIGHS

Tackles: 1, at South Carolina, Sept 16, 2017 (0-1)
 PBU: 1 vs. Florida, Sept 23, 2017



25

DARIUS
WEST

SAFETY

6-0 • 210 • Junior-2L
Lima, Ohio (Central Catholic)

21

CHRIS
WESTRY

CORNERBACK

6-4 • 195 • Junior-2L
Orange Park, Fla. (Oakleaf)**2017 - Junior**

- UK's leading tackler with 35 (T-16th in the SEC)
- Made his first career interception in the third quarter and returned it 21 yards vs. Florida
- Finished the Florida game with eight tackles
- Had six tackles in the win at South Carolina
- Led the Wildcats in tackles with a career-high 11 stops vs. ECU
- In addition to causing a fumble at Southern Miss, he also made seven tackles, including one for loss

Personal

- Has a son, Keon J. West
- Majoring in community and leadership development

WEST'S CAREER STATISTICS

Year	Pos.	G-GS	Tackles	TFL-Y	Int.-Yds.	PBU	FR	FC
2015	S	10-0	17	0	0-0	0	0	0
2016	S				DNP			
2017	S	5-4	35	1.5-6	1-21	0	0	1
Totals		15-4	52	1.5-6	1-21	0	0	1

WEST'S 2017 GAME-BY-GAME

Opponent	Tackles	Sacks	TFL-Y	FC	PBU	Int.	QBH
at Southern Miss *	7	0-0	1.5-6	1	0	0	0
vs. ECU	11	0-0	0-0	0	0	0	0
at South Carolina*	6	0-0	0-0	0	0	0	0
vs. Florida*	8	0-0	0-0	0	0	1	0
vs. E. Michigan*	3	0-0	0-0	0	0	0	0
Totals	35	0-0	1.5-6	1	0	1	0

WEST'S SINGLE-GAME HIGHS

Tackles: 11, vs. ECU, Sept 9, 2017
Tackles for loss: 1.5, twice, last at Southern Miss, Sept 2, 2017
Fumbles forced: 1, at Southern Miss, Sept 2, 2017
Interceptions: 1, vs. Florida, Sept 23, 2017
Long interception return: 21, vs. Florida, Sept 23, 2017

2017 - Junior

- Has started all 30 games of his career at Kentucky
- Posted four tackles vs. ECU, at South Carolina and vs. Eastern Michigan
- Had two tackles in the opener vs. Southern Miss, along with one forced fumble
- Has three career interceptions

Personal

- Major is pre-media arts studies with a minor in digital media and design

WESTRY'S CAREER STATISTICS

Year	Pos.	G-GS	Tackles	Int.-Yds.	TFL	PBU	FR	FC	QBH
2015	CB	12-12	36	2-3	1.5-9	8	0	0	1
2016	CB	13-13	43	1-0	0.5-1	3	1	0	0
2017	CB	5-5	16	0-0	0-0	1	0	1	0
Totals		30-30	95	3-3	2.0-10	12	1	1	1

WESTRY'S 2017 GAME-BY-GAME

Opponent	Tackles	Sacks	TFL-Y	FC/FR	PBU	Int.	QBH
at Southern Miss *	2	0-0	0-0	1/0	0	0	0
vs. ECU*	4	0-0	0-0	0/0	0	0	0
at South Carolina*	4	0-0	0-0	0/0	1	0	0
vs. Florida*	2	0-0	0-0	0/0	0	0	0
vs. E. Michigan	4	0-0	0-0	0/0	0	0	0
Totals	12	0-0	0.0	1/0	1	0	0

WESTRY'S SINGLE-GAME HIGHS

Interceptions: 1, three times, last vs. Austin Peay, Nov 19, 2016
Long interception return: 3, at South Carolina, Sept 12, 2015
Tackles: 7, vs. Mississippi State, Oct 22, 2016
Sacks: 1.0, at South Carolina, Sept 12, 2015 (1-0)
Tackles for loss: 1.0, at South Carolina, Sept 12, 2015 (1-0)
Pass breakups: 2, twice, last vs. New Mexico State, Sept 17, 2016
Forced fumble: 1, at Southern Miss, Sept 2, 2017



2017 DEPTH CHART (10/2)

OFFENSE

Left Tackle

67	Landon Young, 6-7, 305, So-1L
73	Kyle Meadows, 6-5, 300, Sr-3L

Notes

Left Guard

71	Logan Stenberg, 6-6, 318, So-1L	Only lineman to start at same position in all five games
79	Luke Fortner, 6-6, 305, Fr-RS	

Center

65	Bunchy Stallings, 6-3, 315, Jr-1L	Started in eight games at right guard in 2016
or 68	Nick Haynes, 6-3, 300, Sr-3L	Started at left guard in 2016
52	Drake Jackson, 6-2, 290, Fr-RS	

Right Guard

68	Nick Haynes, 6-3, 300, Sr-3L	Started at left guard in 2016
or 65	Bunchy Stallings, 6-3, 315, Jr-1L	
77	Mason Wolfe, 6-6, 310, So-Sq	

Right Tackle

73	Kyle Meadows, 6-5, 300, Sr-3L
or 64	George Asafo-Adjei, 6-5, 315, Jr-2L

Tight End

87	C.J. Conrad, 6-5, 245, Jr-2L	9 catches for 195 and 3 scores in '17
85	Greg Hart, 6-5, 245, Sr-1L	

Wide Receiver (X)

19	Kayaune Ross, 6-6, 225, Sr-Sq	6 rec. for 83 yards in '17
or 6	Blake Bone, 6-5, 213, Sr-3L	5 rec. for 116 yards and 1 TD in '17

Wide Receiver (Y)

88	Charles Walker, 5-11, 203, Sr-3L	2nd-leading receiver; 10 rec. for 112 yards in '17;
18	Clevan Thomas Jr., 5-11, 205, Fr-HS	True freshman

Wide Receiver (F)

9	Garrett Johnson, 5-11, 175, Sr-3L	127 career rec. for 1,772 yards; 4th on UK's all-time receiving yards list
1	Lynn Bowden Jr., 6-1, 190, Fr-HS	True freshman; Avg. 23.2 yards per KR

Wide Receiver (Z)

11	Tavin Richardson, 6-3, 214, So-1L	9 rec. for 72 yards in '17
81	Isaiah Epps, 6-2, 185, Fr-HS	True freshman; 2 rec. for 24 yds in '17
or 82	Josh Ali, 6-0, 180, Fr-HS	True freshman

Quarterback

15	Stephen Johnson, QB, 6-2, 185, Sr-1L	Has a 9-5 record as a starter; 77-119 for 940 yards and 7 TDs in '17
7	Drew Barker, 6-3, 225, Jr-2L	Missed the final nine games in '16 with a back injury that required off-season surgery; Comp. 18 of 36 for 334 yards and four TDs prior

Running Back

26	Benny Snell Jr., 5-11, 223, So-1L	Leading rusher with 406 yds and 4 TDs; Two 100-yard rushing games in '17
22	Sihiem King, 5-9, 172, Jr-2L	Avg. 5.1 yds per carry; 31 attempts for 159 yards in '17

SPECIALISTS

Kicker

99	Austin MacGinnis, 5-10, 185, Sr-3L	Set the school record for career FGs made with 58; Has hit 9 of 14 FGs in '17; Needs 7 points to become UK's all-time leading scorer
----	------------------------------------	--

95	Miles Butler, 5-9, 171, Jr-1L
----	-------------------------------

Punter

93	Matt Pantone, 6-4, 230, Sr-TR	Averaging 43.1 yds per punt with
----	-------------------------------	----------------------------------

80	Grant McKinniss, 6-1, 210, So-1L	12 inside 20, 4 punts 50+ yards
		Avg. 39.2 yds per punt in 2016, 10 inside 20, 4 punts over 50+ yards

Long Snapper

42	Tristan Yeomans, PS, 6-2, 190, Jr-1L
53	Blake Best, FG, PAT, 6-1, 246, So-1L

Punt Return

88	Charles Walker, 5-11, 203, Sr-3L	Averaging 21.5 yds per return in '17
1	Lynn Bowden Jr., 6-1, 190, Fr-HS	True freshman

Kickoff Return

22	Sihiem King, 5-9, 172, Jr-2L	Averaging 30.3 yds per return in '17
1	Lynn Bowden Jr., 6-1, 190, Fr-HS	True freshman; Avg. 23.2 yds per return

Holder

42	Tristan Yeomans, PS, 6-2, 190, Jr-1L
86	Grant McKinniss, 6-1, 210, So-1L

DEFENSE

Strongside Linebacker

41	Josh Allen, 6-5, 230, Jr-2L	30 tkls, 6.5 TFL, 5.5 sacks, 3 QBH, 1 FF, 1 PBU in '17
47	Jordan Bonner, 6-5, 222, Jr-1L	4 tackles in '17

Defensive Tackle

99	Adrian Middleton, 6-3, 275, Jr-2L	12 tkls, 2.0 TFL, 1.0 sacks in '17
59	Kordell Looney, 6-3, 293, Fr-RS	3 tackles in '17

Nose Guard

77	Naquez Pringle, 6-3, 320, Sr-1L	8 tackles, 0.5 TFL in '17
69	Matt Elam, 6-7, 360, Sr-3L	8 tackles, 1.0 TFL, 1 PBU in '17

Defensive End

90	T.J. Carter, 6-4, 280, So-1L	5 tackles, 1 PBU, 1 QBH in '17
20	Kengera Daniel, 6-5, 260, Jr-2L	3 tackles, 1 TFL, 1 sack in '17

Defensive End/ Outside Linebacker

35	Denzil Ware, 6-2, 245, Jr-2L	16 tkls, 3.5 TFL, 2.5 sacks, 1 FF, 2 FR for 20 yds and a TD in '17
4	Josh Paschal, 6-3, 270, Fr-HS	True freshman; 4 tkls, 2.0 TFL, 1.0 sacks, 1 QBH, 1 blkd kick in '17

Nickelback

5	Kendall Randolph, 6-0, 183, Sr-3L	13 tkls, 1 sack, 1 INT, 1 PBU in '17
or 7	Mike Edwards, 6-0, 200, Jr-2L	3rd-leading tackler; 32 tkls, 3 INTs in '17

Middle Linebacker

51	Courtney Love, 6-2, 242, Sr-1L	2nd-leading tackler; 33 tkls, 2.0 TFL, 2 PBU
56	Kash Daniel, 6-1, 235, So-1L	4 tackles in '17
or 31	Jamar "Boogie" Watson, 6-3, 240, Fr-RS	

Weakside Linebacker

32	Eli Brown, 6-2, 215, So-1L	17 tackles, 2.0 TFL, 2 PBU in '17
31	Jamar "Boogie" Watson, 6-3, 240, Fr-RS	1 tackle, 1 PBU in '17

Cornerback

8	Derrick Baity, 6-3, 186, Jr-2L	24 tackles, 0.5 TFL, 1 INT, 2 PBU in '17
6	Lonnie Johnson, 6-3, 203, Jr-JC	Enrolled in January; 13 tkls, 1.0 TFL, 2 PBU, 1 blkd kick in '17

Cornerback

21	Chris Westry, 6-4, 195, So-1L	16 tackles, 1 PBU, 1 FF in '17
3	Jordan Griffin, 6-0, 186, So-1L	9 tackles, 1 PBU in '17

Strong Safety

7	Mike Edwards, 6-0, 200, Jr-2L	3rd-leading tackler; 32 tkls, 3 INTs in '17
5	Kendall Randolph, 6-0, 183, Sr-3L	13 tkls, 1 sack, 1 INT, 1 PBU in '17

Free Safety

25	Darius West, 6-0, 210, Jr-2L	Team's leading tackler with 35; 1.5 TFL, 1 INT, 1 FF in '17
9	Davonte Robinson, 6-2, 187, Fr-RS	5 tkls in '17



1

KENTUCKY 24, SOUTHERN MISS 17

SEPT. 2, 2017 • HATTIESBURG, MISS.
M.M. ROBERTS STADIUM (22,761)



Stephen Johnson threw for 176 yards and a touchdown and Kentucky's defense recovered two crucial fumbles in the second half to lead the Wildcats over Southern Mississippi 24-17.

Kentucky was clinging to a 17-10 lead in the third quarter when Darius West slammed his helmet into Southern Miss quarterback Kwadra Griggs' arm, forcing a fumble that Denzil Ware scooped up and ran 20 yards for the touchdown.

Then with the Wildcats leading 24-17 in the fourth quarter, the Kentucky defense killed another Southern Miss drive when Chris Westry forced a fumble that was recovered by Courtney Love at midfield.

It wasn't a great day for the Kentucky offense, but coach Mark Stoops refused to do too much complaining. "It was a thing of beauty to me," Stoops said. "I know a lot of people are going to have their own opin-

ions, but I loved it."

Kentucky's offense had some success during the first half over the middle of the field on two pass plays from Johnson to tight end C.J. Conrad. The second completion was a 23-yard touchdown that put the Wildcats ahead 14-3 midway through the second quarter.

Johnson completed 11 of 20 passes and had no interceptions. Benny Snell led the Wildcats with 67 yards rushing.

"As a whole team, we can fight for 60 minutes," Johnson said. "If the offense isn't doing too well or the special teams isn't doing well, the defense can pick us up, which they did today."

The Southern Miss offense improved significantly in the second half when Griggs replaced Keon Howard at quarterback. Griggs hit Corey Robertson for two touchdowns -- one in the third quarter and another in the fourth. The second pulled the Golden Eagles within 24-17 with 12:42 remaining.

Griggs finished with 222 yards passing and two touchdowns, all in the second half.

Scoring Summary

UK	0	14	10	0	-	24
USM	0	3	7	7	-	17

2nd

14:54 UK - Stephen Johnson 8 yd run (A. MacGinnis kick), 3-14 1:16 7 - 0
08:21 USM - SHAUNFIELD, P. 22 yd field goal, 14-82 6:29 7 - 3
07:01 UK - C.J. Conrad 23 yd pass from Stephen Johnson (A. MacGinnis kick), 3-37 1:09 14 - 3

3rd

10:40 USM - ROBERTSON, K. 42 yd pass from GRIGGS, Kwadra (SHAUNFIELD, P. kick), 6-85 2:12 14 - 10
02:03 UK - A. MacGinnis 41 yd field goal, 7-31 3:27 17 - 10
00:49 UK - Denzil Ware 20 yd fumble recovery (A. MacGinnis kick) 24 - 10

4th

12:42 USM - ROBERTSON, K. 26 yd pass from GRIGGS, Kwadra (SHAUNFIELD, P. kick), 11-75 3:07 24 - 17

Team Statistics

	UK	USM
First Downs	12	19
Rush Att./Net Rush	35/78	38/55
Passing C/A/I	11/20/0	22/40/0
Offensive Plays	55	78
Total Offense	254	364
Fumbles/Lost	1/1	4/3
Penalties/Yards	8/60	8/69
Punts/Average	9/42.0	6/34.5
Third-Down Conv.	3 of 13	4 of 17
Time of Possession	29:01	30:59

Individual Statistics

Rushing (Att.-Yd.-TD)
USM - Smith 16-37, Howard 10-18, Daniels 3-3, Adams 1-2, Bourgeois 1- (-1), Griggs 7-(-4)
UK - Snell 20-67, King 8-12, S. Johnson 5-10-1

Passing (COMP-ATT-INT-YARDS-TD)

USM - Griggs 15-26-0-222-2, Howard 7-14-0-87-0
UK - Johnson 11-20-0-176-1

Receiving (REC-YARDS-TD)

USM - Smith 9-78, Robertson 7-111-2, Watkins 4-103-0, Jones 2-17
UK - Conrad 3-97-1, G. Johnson 2-22, C. Walker 1-21, Snell 1-13, Ross 1-8, Epps 1-6, Richardson 1-5, Thomas 1-4

Tackles

USM - Moore 8, Boothe 7
UK - Love 9, West 6, Allen 5, Jones 5, Middleton 5

2

KENTUCKY 27, EASTERN KENTUCKY 16

SEPT. 9, 2017 • LEXINGTON, KY.
KROGER FIELD (54,868)



Kentucky's upside while digging out of yet another double-digit hole against Eastern Kentucky was having time to get things right.

The Cats took nothing for granted though, and rallied with an urgency that helped them finish better than they started and remain unbeaten despite their flaws.

"We could've done much better at the beginning of the game, but we picked it up eventually," said quarterback Stephen Johnson, who played perhaps the most critical role in the Wildcats' 27-16 win over the FCS Colonels on Saturday after trailing 13-3 in the second quarter.

Nearly two years after rallying late to eventually beat EKU 34-27 in overtime, Johnson and Kentucky (2-0) certainly had their work cut for them overcoming ineffective play on both sides of the ball.

Johnson threw a 23-yard touchdown pass to C.J. Conrad for Kentucky's first touchdown before spinning and tip-toeing along the right sideline for the final TD in the fourth quarter. In between was Benny Snell, Jr.'s 25-yard TD run late in the third for a 17-16 lead, a play set up by Johnson's 43-yard completion to Blake Bone.

Johnson - who was briefly replaced by Drew Barker in the second quarter in what he and coach Mark Stoops said was a planned substitution -- finished 15 of 22 passing for 224 yards and rushed for 48 yards. He improved to 10-4 as Kentucky's QB and 8-4 as the starter.

Snell returned from bruising his ribs early on to rush for 103 yards on 19 carries, a big improvement from his 67-yard debut last week at Southern Miss.

Kentucky's defense meanwhile stalled the Colonels (0-2) with two second-half takeaways, the last of which was Mike Edwards' interception of Tim Boyle with 4:13 remaining that shut the door.

The Wildcats outgained EKU 436-318 in their home opener and scored the game's final 17 points. Most important, they showed signs of the team that's expected to build on last year's bowl appearance.

It was better late than never, which coach Mark Stoops will take.

"We're 2-0. That feels very good," the coach said. "The nice thing is that we know, and our players know, there are a lot of things we need to improve on. And they'll do that. We'll get better."

Scoring Summary

EKU	7	6	3	0	-	16
UK	3	7	7	10	-	27

1st

10:31 UK - A. MacGinnis 39 yd field goal, 9-49 4:29 0 - 3
06:22 EKU - MARKUSH, Ryan 7 yd pass from BOYLE, Tim (WILLIAMS, Lucas kick), 9-75 4:09 7 - 3

2nd

05:44 EKU - SCOTT, LJ 7 yd run (WILLIAMS, Lucas kick blocked), 12-66 6:39 13 - 3
01:28 UK - C.J. Conrad 23 yd pass from Stephen Johnson (A. MacGinnis kick), 5-75 0:58 13 - 10

3rd

04:08 EKU - WILLIAMS, Lucas 31 yd field goal, 11-64 3:43 16 - 10
02:57 UK - Benny Snell 25 yd run (A. MacGinnis kick), 3-75 1:11 16 - 17

4th

10:09 UK - Stephen Johnson 21 yd run (A. MacGinnis kick), 9-85 4:02 16 - 24
00:23 UK - A. MacGinnis 39 yd field goal, 7-13 3:50 16 - 27

Team Statistics

	EKU	UK
First Downs	17	22
Rush Att./Net Rush	20/62	39/207
Passing C/A/I	31/43/1	16/24/0
Offensive Plays	63	63
Total Offense	318	436
Fumbles/Lost	1/1	0/0
Penalties/Yards	11/90	6/60
Punts/Average	5/41.0	4/38.8
Third-Down Conv.	6 of 14	6 of 13
Time of Possession	28:32	31:28

Individual Statistics

Rushing (Att.-Yd.-TD)

EKU - Scott 9-40, Lewis 4-23, Booth 2-4, McCleskey 1-2, Boyle 4-(-7)
UK - Snell 19-103, King 9-61, S. Johnson 6-48, G. Johnson 1-11, A.J. Rose 1-2

Passing (COMP-ATT-INT-YARDS-TD)

EKU - Boyle 24-35-1-202-1, Scott 7-8-0-54-0
UK - Johnson 15-22-0-224-1, Barker 1-2-0-5-0

Receiving (REC-YARDS-TD)

EKU - Markush 10-98-1, Creamer 8-82, McCleskey 4-31, Paul 3-6, Scott 2-20, Carter 2-6, Schmerber 1-5, Cabrera 1-(-2)
UK - Bone 3-93, King 3-13, G. Johnson 2-42, Walker 2-38, Conrad 2-28-1, Richardson 2-10, Snell 2-5

Tackles

EKU - Grace 15, Canady 13
UK - West 11, Allen 8, Baity 8, Jones 8, Love 8




2017 GAME REVIEWS

3

KENTUCKY 23, SOUTH CAROLINA 13

SEPT. 16, 2017 • COLUMBIA, S.C.
WILLIAMS-BRICE STADIUM (82,493)



Benny Snell, Jr. rushed for two touchdowns and Kentucky's defense held off South Carolina to win its fourth straight over the Gamecocks, 23-13.

Snell, who's status was in doubt earlier in the week due to bruised ribs, rushed for scores of 5 and 1 yard in leading the Wildcats to their first 3-0 start since 2010. Two years ago, Kentucky snapped a 22-game SEC road losing streak at South Carolina.

This time, the Wildcats left no doubt about who was the better team in this one.

It did not start that way, though.

South Carolina electrified a sold-out stadium with a 68-yard TD catch by receiver Deebo Samuel on the opening play, then got an interception and a fumble from the Wildcats' first two drives. But Kentucky's defense held the Gamecocks to one touchdown after that.

Kentucky coach Mark Stoops was proud of his players for absorbing South Carolina fast start and punching back. "Everybody wants to panic because you got to look pretty all the time," he said. "Winning is what matters."

Snell and offense took over with two long, first-half scoring drives for a 14-6 lead. Snell ended a 13-play series with his 5-yard touchdown. He capped an 11-play sequence with his second touchdown.

"This says we've got a little bit of dog in us, I guess," quarterback Stephen Johnson said. "Everybody wants to do well on this team. We know what we can do."

Kentucky made the critical plays when it needed. Facing fourth-and-goal from the Wildcats 1 in the fourth quarter, Gamecock tailback Rico Dowdle was stopped cold by linebacker Jamar Watson and cornerback Derrick Baity.

Then when the Gamecocks closed it to 20-13 on OrTre Smith's 9-yard touchdown grab with 6:26 left, Kentucky quarterback Stephen Johnson scrambled on third down for a 54-yard run that led to Austin MacGinnis' third field goal with two minutes left that sealed the win.

Snell finished with 102 yards on 32 carries.

Samuel had five catches for 122 yards and his sixth touchdown of the season. But he left the game in the third quarter with a broken leg and Gamecocks coach Will Muschamp said he'll miss the rest of the season.

Scoring Summary

UK	7	7	3	6	-	23
USC	6	0	0	7	-	13

1st

14:47 SC - Deebo Samuel 68 yd pass from Jake Bentley (A. Woznick kick failed), 1-68 0:13 0 - 6

01:05 UK - Benny Snell 5 yd run (A. MacGinnis kick), 13-75 6:33 7 - 6

2nd

08:37 UK - Benny Snell 1 yd run (A. MacGinnis kick), 11-67 5:32 14 - 6

3rd

05:25 UK - A. MacGinnis 27 yd field goal, 12-42 5:29 17 - 6

4th

08:59 UK - A. MacGinnis 44 yd field goal, 6-49 3:23 20 - 6

06:26 SC - OrTre Smith 9 yd pass from Jake Bentley (Parker White kick), 7-77 2:33 20 - 13

02:07 UK - A. MacGinnis 21 yd field goal, 9-77 4:19 23 - 13

Team Statistics

	UK	USC
First Downs	20	14
Rush Att./Net Rush	47/219	20/61
Passing C/A/I	16/26/1	24/37/2
Offensive Plays	73	57
Total Offense	353	358
Fumbles/Lost	1/1	0-0
Penalties/Yards	4/10	7/45
Punts/Average	4/44.5	3/40.7
Third-Down Conv.	9 of 16	3 of 12
Time of Possession	36:49	23:11

Individual Statistics

Rushing (Att.-Yd.-TD)
USC - Dowdle 8-23, Bentley 7-19, Turner 5-12
UK - Snell 32-102-2, S. Johnson 7-74, 2-15, Bowden 3-10, Team 3-(-17)

Passing (COMP-ATT-INT-YARDS-TD)

USC - Bentley 24-36-2-304-2
UK - Johnson 16-25-1-169-0, Snell 0-1-0-0-0

Receiving (REC-YARDS-TD)

USC - Samuel 5-122-1, Edwards 5-57, Hurst 4-39, Dowdle 3-25, Williams 2-7, Smith 1-25, Smith 1-9, Davis 1-9, Turner 1-6, Terrell 1-5
UK - G. Johnson 4-41, Conrad 2-36, Richardson 2-29, Ross 2-14, Walker 2-13, King 1-18, Bone 1-9, Rigg 1-6, Hart 1-3

Tackles

USC - Brunson 10, Moore 7, Wonnum 7, Lammons 7
UK - Baity 8, Edwards 7, West 6, Brown 6, Love 6

4

FLORIDA 28, KENTUCKY 27

SEPT. 23, 2017 • LEXINGTON, KY.
KROGER FIELD (62,945)



Kentucky dropped its first game of the year, falling to Florida 28-27 at Kroger Field.

The Wildcats had a chance to win on the game's final play, but Austin MacGinnis came up just short on a 57-yard field goal attempt as time expired.

After the teams traded punts to start the game, Kentucky got the scoring started on its second drive. The Wildcats marched 75 yards in eight plays, culminating with a 14-yard touchdown pass from Johnson to Blake Bone. MacGinnis nailed the point after to give Kentucky a 7-0 lead.

The Wildcats took that lead into the second quarter, but that's when Florida scored its first points. The Gators went 58 yards in just four plays, with Kadarius Toney rushing 36 yards for a touchdown to tie the score at 7-7 with 14:16 left in the second quarter.

UK regained the lead later in the second quarter, when Johnson connected with Garrett Johnson on a nine-yard fade in the corner of the end zone to make it 14-7 UK.

Florida answered later in the quarter when, on fourth down and three from the 45 yard line, quarterback Feleipe Franks found a wide-open Tyrie Cleveland to tie the score 14-14 with 3:16 left in the half.

The Wildcats had a chance to take the lead into the locker room right before the half, but MacGinnis' 48-yard field goal glanced off the right upright with 16 seconds remaining, and the score remained 14-14 at the break.

Florida received the second-half kickoff, but went three-and-out, as the Wildcat defense forced a punt. Kentucky took over on its own 38 and went 62 yards in just four plays. And when Johnson hit tight end C.J. Conrad with a 23-yard scoring pass, the Cats grabbed a 21-14 advantage.

Kentucky extended its lead later in the quarter on a 42-yard MacGinnis field goal, giving the Wildcats a 24-14 lead with 5:51 left in the third quarter.

In the fourth, MacGinnis added to the lead with a season-long 50-yard strike, giving Kentucky a 27-14 lead with 11:33 left in the game. It was MacGinnis' 58th career field goal, breaking the Kentucky record of 57 previously held by Joe Worley.

But Florida was not done. The Gators took the ensuing kickoff and marched 80 yards in seven plays, keyed by a Toney end around pass to Cleveland for 50 yards. Brandon Powell finished the drive with a six-yard rush out of the wildcat formation to cut Kentucky's lead to 27-21 with 7:58 left in the game.

After a Kentucky punt, the Gators mounted what turned out to be the game-winning drive. Florida assembled a 13-play, 58-yard drive that ended with a Luke Del Rio five-yard scoring pass to Freddie Swain. Eddie Pineiro nailed the extra point to give Florida a 28-27 lead with just 43 seconds remaining.

UK was able to drive the ball into Florida territory on its final possession of the game. And with three seconds left, MacGinnis' attempt came up just short, ending the game.

Scoring Summary

UF	0	14	0	14	-	28
UK	7	7	10	3	-	27

1st

05:06 UK - B. Bone 14 yd pass from S. Johnson (A. MacGinnis kick), 8-75 4:39

2nd

14:16 UF - Toney, K. 36 yd run (Pineiro, E. kick), 4-58 1:02

07:24 UK - G. Johnson 9 yd pass from S. Johnson (MacGinnis kick), 2-10 0:39

03:16 UF - Cleveland, T. 45 yd pass from Franks, F. (Pineiro, E. kick), 8-75 4:08

3rd

12:11 UK - C.J. Conrad 23 yd pass from S. Johnson (MacGinnis kick), 4-62 1:48

05:54 UK - A. MacGinnis 42 yd field goal, 8-41 4:51

4th

UK - A. MacGinnis 50 yd field goal, 5-16 1:52

07:58 UF - Powell, B. 6 yd run (Pineiro, E. kick), 7-80 3:29

00:43 UF - Swain, F. 5 yd pass from Del Rio, L. (Pineiro, E. kick), 13-58 5:48

Team Statistics

	UF	UK
First Downs	20	21
Rush Att./Net Rush	36/186	32/120
Passing C/A/I	17/27/1	18/27/0
Offensive Plays	63	59
Total Offense	395	340
Fumbles/Lost	0/0	0-0
Penalties/Yards	8/72	7/55
Punts/Average	5/52.2	5/40.6
Third-Down Conv.	5 of 14	1 of 10
Time of Possession	30:05	29:55

Individual Statistics

Rushing (Att.-Yd.-TD)

UF - Davis 21-93, Toney, 2-39, Perine 5-27, Thompson 3-14, Powell 2-10
UK - King 5-64, Snell 14-59, Bowden, 2-13

Passing (COMP-ATT-INT-YARDS-TD)

UF - Del Rio 9-14-1-74-1; Franks 7-12-0-1, Toney 1-1-0-0
UK - S. Johnson 17-25-0-3; Bowden 1-1-0-24-0

Receiving (REC-YARDS-TD)

UF - Cleveland 4-110-1, Toney 4-35, Powell 3-24, Goolsby 2-18, Davis 1-11
UK - G. Johnson 4-56-1, C. Walker 4-28, Richardson 3-21, Conrad 2-34-1, Snell 2-22, King 1-24, Ross 1-21, Bone 1-14-1

Tackles

UF - Reece 8, Washington 6, Bryan 6
UK - Edwards 11, Allen 8, West 8, Love 7, Ware 7



5

KENTUCKY 24, EASTERN MICHIGAN 20

SEPT. 30, 2017 • LEXINGTON, KY

KROGER FIELD (50,593)



Benny Snell scored on a 12-yard run early in the fourth quarter after the second of Kentucky's big special teams plays provided a cushion, and the Wildcats survived Eastern Michigan 24-20.

With both schools looking to get back on track after tough conference losses, the Wildcats (4-1) eventually succeeded despite uneven play throughout their inaugural non-conference meeting with the Eagles (2-2). A game that was tied at 14 at halftime began turning the Wildcats' way when Tristan Yeomans recovered a muffed punt at EMU's 42 and led to Austin MacGinnis' 39-yard field goal.

Josh Paschal's blocked punt early in the fourth was downed at EMU's 12, and Snell busted through on the next play for a 10-point lead that stood just a week after Kentucky yielded 14 unanswered fourth-quarter

points in a 28-27 loss to No. 21 Florida.

"We found ways to win the football game when we didn't play our best," Kentucky coach Mark Stoops said. "There's no excuse for not playing our best at home. I appreciate 4-1 because it's better than 3-2."

Ian Eriksen's 2-yard TD run got EMU within 24-20 and gave the Eagles one last chance, but Brogan Roback's desperation pass was intercepted by Mike Edwards in the end zone in the final seconds.

Scoring Summary

EMU	7	7	0	6	-	20
UK	7	7	3	7	-	24

1st

14:45 EMU - BAILEY, Sergio 20 yd pass from ROBACK, Brogan (FRICANO, Paulie kick), 1-23 0:05 7 - 0
10:55 UK - Greg Hart 20 yd pass from Stephen Johnson (A. MacGinnis kick), 8-75 3:50 7 - 7

2nd

10:53 UK - T. Richardson 7 yd pass from Stephen Johnson (A. MacGinnis kick), 8-71 3:14 7 - 14
09:55 EMU - NIUPALAU, J. 43 yd pass from JOHNSON, Jaron (FRICANO, Paulie kick), 3-83 0:53 14 - 14

3rd

06:17 UK - A. MacGinnis 39 yd field goal, 10-21 4:43 14 - 17

4th

11:56 UK - Benny Snell 12 yd run (A. MacGinnis kick), 1-12 0:06 14 - 24
02:34 EMU - ERIKSEN, Ian 2 yd run (FRICANO, Paulie kick failed), 6-40 1:58 20 - 24

Team Statistics

	EMU	UK
First Downs	20	16
Rush Att./Net Rush	27/13	37
Passing C/A/I	27/47/2	18/27/0
Offensive Plays	74	64
Total Offense	312	228
Fumbles/Lost	2/1	2/1
Penalties/Yards	5/50	5/40
Punts/Average	9/38.0	8/47.2
Third-Down Conv.	4 of 15	7 of 17
Time of Possession	29:55	30:05

Individual Statistics

Rushing (Att.-Yd.-TD)

EMU - Eriksen 18-40-1, Turner 2-4

UK - Snell 21-75-1, King 7-7, Bowden 1-5, Johnson 8 (-34)

Passing (COMP-ATT-INT-YARDS-TD)

EMU - 26-43-2-1

UK - Johnson 18-27-0-2

Receiving (REC-YARDS-TD)

EMU - Bailey 8-80-1, Porter 5-58, Eriksen 4-56, Niupalau 3-47, Johnson 2-30,

Sexton 2-19, Turner 2-4, Aristilde 1-5

UK - G. Johnson 8-61, Ross 2-40, Bowden 2-19, King 2-(-2), Hart 1-20, Epps 1-18, Walker 1-12, Richardson 1-7

Tackles

EMU - Spearman 8, Moody 7, Crosby 6, Calhoun 6, Rachwal 6

UK - Edwards 8, Allen 7, Brown 6

2017 GAME-BY-GAME STARTERS

OFFENSIVE STARTERS

	<u>TE/WR</u>	<u>LT</u>	<u>LG</u>	<u>C</u>	<u>RG</u>	<u>RT</u>	<u>WR</u>	<u>WR/TE</u>	<u>WR</u>	<u>RB</u>	<u>QB</u>
Southern Miss	Conrad	Meadows	Stenberg	Stallings	Haynes	Asafo-Adjei	Ross	Walker	G. Johnson	Snell	S. Johnson
Eastern Kentucky	Conrad	Young	Stenberg	Haynes	Asafo-Adjei	Meadows	Ross	Walker	G. Johnson	Snell	S. Johnson
South Carolina	Conrad	Young	Stenberg	Stallings	Haynes	Meadows	Ross	Hart	G. Johnson	Snell	S. Johnson
Florida	Conrad	Young	Stenberg	Stallings	Haynes	Meadows	Ross	T. Richardson	G. Johnson	Snell	S. Johnson
Eastern Michigan	T. Richardson	Young	Stenberg	Stallings	Haynes	Meadows	Ross	Walker	G. Johnson	Snell	S. Johnson

DEFENSIVE STARTERS

	<u>DE</u>	<u>DE/NICK</u>	<u>NG</u>	<u>DT</u>	<u>SLB</u>	<u>WLB</u>	<u>MLB</u>	<u>CB</u>	<u>SS</u>	<u>FS</u>	<u>CB</u>
Southern Miss	Carter	Ware	Pringle	Middleton	Allen	Jones	Love	Baity	Edwards	West	Westry
Eastern Kentucky	Carter	Randolph	Pringle	Middleton	Allen	E. Brown	Love	Baity	Edwards	D. Robinson	Westry
South Carolina	Carter	Ware	Pringle	Middleton	Allen	E. Brown	Love	Baity	Edwards	West	Westry
Florida	Carter	Randolph	Pringle	Middleton	Allen	E. Brown	Love	Baity	Edwards	West	Westry
Eastern Michigan	Carter	Randolph	Pringle	Middleton	Allen	E. Brown	Love	Griffin	Edwards	West	Westry



GAME-BY-GAME RUSHING						
(No-Yds-TD)	Barker	Bowden	Johnson	King	Rose	Snell
at Southern Miss	DNP	0-0-0	5-10-1	8-12-0	0-0-0	20-67-0
vs. ECU	2-(-15)-0	0-0-0	6-48-1	9-61-0	1-2-0	19-103-1
at South Carolina	DNP	3-10-0	7-74-0	2-15-0	0-0-0	32-103-2
vs. Florida	DNP	2-13-0	10-2-0	5-64-0	0-0-0	14-59-0
vs. E. Michigan	DNP	1-5-0	8/-34-0	7-7-0	0-0-0	21-75-1
vs. Missouri						
at Miss. State						
vs. Tennessee						
vs. Ole Miss						
at Vanderbilt						
at Georgia						
vs. Louisville						

[illegible]



Miscellaneous Stats

TURNOVERS

Opponent	Forced by UK					Forced by Opponent			
	Fum	Int	Tot	Margin	UK Pts off	Fum	Int	Tot	Opp Pts Off
Southern Miss	3	0	3	+2	14	1	0	1	0
EKU	1	1	2	+2	3	0	0	0	0
South Carolina	0	2	2	0	0	1	1	2	0
Florida	0	1	1	+1	0	0	0	0	0
E. Michigan	1	2	3	+2	3	1	0	1	7
Missouri									
Miss. State									
Tennessee									
Ole Miss									
Vandy									
Georgia									
Louisville									
TOTALS	5	6	11	+7	20	3	1	4	7

KENTUCKY BIG PLAYS

Opponent	Rushing					Passing				Special Teams	
	15+	20+	30+	40+	50+	20+	30+	40+	50+	Block	Return for TD
Southern Miss	0	0	0	0	0	3	1	1	1	0	0
EKU	5	4	0	0	0	4	2	1	0	1	0
South Carolina	3	2	1	1	1	0	0	0	0	0	0
Florida	2	2	1	0	0	5	0	0	0	0	0
E. Michigan											
Missouri											
Miss. State											
Tennessee											
Ole Miss											
Vandy											
Georgia											
Louisville											
TOTALS	10	8	2	1	1	12	3	2	1	1	0

OPPONENT BIG PLAYS

Opponent	Rushing					Passing				Special Teams	
	15+	20+	30+	40+	50+	20+	30+	40+	50+	Block	Return for TD
Southern Miss	0	0	0	0	0	6	3	2	0	0	0
EKU	0	0	0	0	0	1	0	0	0	0	0
South Carolina	0	0	0	0	0	4	2	1	1	0	0
Florida	1	1	1	0	0	2	2	2	1	0	0
E. Michigan											
Missouri											
Miss. State											
Tennessee											
Ole Miss											
Vandy											
Georgia											
Louisville											
TOTALS	1	1	1	0	0	13	7	5	2	0	0

DRIVE CHART STATISTICS

Opponent	No.	Avg. Plays	Avg. Yds.	Avg. Time	For TD	Avg. Plays	Avg. Yds.	Avg. Time
Southern Miss	14	3.9	18.1	2:04.3	2	3.0	25.5	1:12.5
EKU	11	5.7	39.6	2:51.6	3	5.6	78.3	2:03.6
South Carolina	12	6.1	29.4	3:04.1	2	12.0	71.0	6:02.5
Florida	12	4.9	28.3	2:29.5	3	4.6	49.0	2:02.0
E. Michigan	15	4.3	15.2	2:00.3	3	5.7	52.7	2:26.7
Missouri								
Miss. State								
Tennessee								
Ole Miss								
Vandy								
Georgia								
Louisville								

**RUNS 10+**

King, 26 yards
 King, 18 yards
 King, 20 yards
 King, 21 yards
 King, 30 yards
 (5 rush for 115 yards, 23.0 avg., 0 TD)
 G. Johnson, 11 yards
 (1 rush for 11 yards, 11.0 avg., 0 TD)
 S. Johnson, 22 yards
 S. Johnson, 21 yards*
 S. Johnson, 22 yards
 S. Johnson, 54 yards
 S. Johnson, 12 yards
 (5 rush for 131 yards, 26.2 avg., 1 TD)
 Snell, 10 yards
 Snell, 25 yards*
 Snell, 16 yards
 Snell, 12 yards
 Snell, 12 yards
 Snell, 12 yards
 Snell, 11 yards
 Snell, 12 yards*
 (8 rush for 100 yards, 12.5 avg., 2 TD)
Total: 19 rush for 367 yards, 19.3 avg, 3 TD

RECEIVING 20+

Bone, 31 yards
 Bone, 43 yards
 (2 rec. for 74 yards, 37.0 avg., 0 TD)
 Conrad, 54 yards
 Conrad, 23 yards*
 Conrad, 23 yards*
 Conrad, 20 yards
 Conrad, 23 yards*
 (5 rec. for 143 yards, 28.6 avg., 3 TD)
 Hart, 20 yards*
 (1 rec. for 20 yards, 20.0 avg., 4 TD)
 G. Johnson, 27 yards
 (1 rec. for 27 yards, 27.0 avg., 0TD)
 King, 24 yards
 (1 rec. for 24 yards, 24.0 avg., 0TD)
 Snell, 22 yards
 (1 rec. for 22 yards, 22.0 avg., 0 TD)
 Ross, 21 yards
 Ross, 22 yards
 (2 rec. for 43 yards, 21.5 avg., 0 TD)
 Walker, 21 yards
 Walker, 27 yards
 (2 rec. for 48 yards, 24.0 avg., 0 TD)
Total: 15 rec. for 401 yards, 26.7 avg., 3 TD)

KICK RETURNS 30+

King, 46 yards
 (1 return for 46 yards, 46.0 avg.)
 Bowden, 30 yards
 (1 return for 30 yards, 30.0 avg.)
Total: 2 returns for 76 yards, 38.0 avg, 0 TD

PUNT RETURNS 20+

Walker, 52 yards
Total: 1 return for 52 yards, 52.0 avg.

DEFENSIVE RETURNS 20+

Ware, 20 yards*
 West, 21 yards
Total: 2 returns for 41 yards, 20.5 avg.

Total: 39 plays for 937 yards, 24.0 avg.

** denotes a touchdown scoring play*

OPPONENT BIG PLAYS**Total:**

Run (10+)	7 for 100 yds
Receiving (20+)	17 for 544 yds
Kick Returns (30+)	2 for 65 yds
Punt Returns (20+)	0 for 0 yds
Defensive Returns (20+)	0 for 0 yds
TOTAL:	26 for 719 yards (27.7 avg.)

UK LONG PLAYS (20+) BY THE NUMBERS

20+ Plays By Yards	No.	TD
100+	0	0
90-99	0	0
80-89	0	0
70-79	0	0
60-69	0	0
50-59	2	0
40-49	2	0
30-39	3	0
20-29	19	1
TOTAL	26	7

20+ Plays By Type

	No.	TD
Rushing	8	2
Passing	15	4
Punt returns	0	0
Kick returns	2	0
Interceptions	0	0
Fumble returns	1	1
TOTAL	26	7



2017 Scoring Drive Analysis

GAME-BY-GAME SCORING DRIVES

Game	Plays/Yards	Time (Poss.)	Qtr./Clock	Res.	Scoring Play
USM	3/14	1:16	2/14:54	TD	Johnson 8 yd TD rush
USM	3/37	1:09	2/7:01	TD	Conrad 23 yd pass from S. Johnson
USM	7/31	3:27	3/2:03	FG	MacGinnis 41 yd FG
EKU	9/49	4:29	1/10:31	FG	MacGinnis 39 yd FG
EKU	5/75	0:58	2/1:28	TD	Conrad 23 yd pass from S. Johnson
EKU	3/75	1:11	3/2:57	TD	Snell 25 yd TD rush
EKU	9/85	4:02	4/10:09	TD	S. Johnson 21 yd rush
EKU	7/13	3:50	4/0:23	FG	MacGinnis 39 yd FG
SC	13/75	6:33	1/1:05	TD	Snell 5 yd rush
SC	11/67	5:32	2/8:37	TD	Snell 1 yd rush
SC	12/42	5:29	3/5:25	FG	MacGinnis 27 yd FG
SC	6/49	3:23	4/8:59	FG	MacGinnis 44 yd FG
SC	9/77	4:19	4/2:07	FG	MacGinnis 21 yd FG
UF	8/75	4:39	1/5:06	TD	Bone 14 yd pass from S. Johnson
UF	2/10	0:39	2/7:24	TD	G. Johnson 9 yd pass from S. Johnson
UF	4/62	1:48	3/12:11	TD	Conrad 23 yd pass from S. Johnson
UF	8/41	4:51	3/5:54	FG	MacGinnis 42 yd FG
UF	7/80	3:29	4/11:33	FG	MacGinnis 50 yd FG
EMU	8/75	3:50	1/10:55	TD	Hart 20 yd pass from S. Johnson
EMU	8/71	3:14	2/10:53	TD	T. Richardson 7 yd pass from S. Johnson
EMU	10/21	4:43	3/6:17	FG	MacGinnis 39 yd FG
EMU	1/12	0:06	4/11:56	TD	Snell 12 yd TD rush

GAME OPENING DRIVES

	UK		OPPONENT	
Game	Res/Pts	Yds.	Res/Pts.	Yds.
USM	Punt/0	-3	Punt/0	-2
EKU	FG/3	49	TD/7	75
S. Carolina	INT/0	16	TD/7	68
Florida	Punt/0	24	Punt/0	20
E. Michigan	Fumble/0	0	TD/7	20
Missouri				
Miss. State				
Tennessee				
Ole Miss				
Vandy				
Georgia				
Louisville				
Total/Avg	5/0.6	86/17.2	21/4.2	181/36.2

2ND HALF OPENING DRIVES

	UK		OPPONENT	
Game	Res/Pts	Yds.	Res/Pts.	Yds.
USM	Punt/0	-4	Punt/0	-7
EKU	Punt/0	47	Fumble/0	44
S. Carolina	Punt/0	2	Downs/0	19
Florida	TD/7	62	Punt/0	3
E. Michigan	Punt/0	7	Punt/0	33
Missouri				
Miss. State				
Tennessee				
Ole Miss				
Vandy				
Georgia				
Louisville				
Total/Avg	7/1.4	114/22.8	0/0	82/16.4

GAME-BY-GAME TD DRIVES

Yds.	TD	Drive	Poss. Time	TDs	Plays	TDs
1-9	4	-	00:00-00:59	3	1	1
10-19	2	3	01:00-01:59	4	2	1
20-29	5	-	02:00-02:59	-	3	3
30-39	-	1	03:00-03:59	2	4	1
40-49	-	-	04:00-04:59	2	5	1
50-59	-	-	05:00-05:59	1	6	-
60-69	-	2	06:00-06:59	1	7	-
70-79	2	6	07:00-07:59	-	8	3
80-89	-	1	08:00-08:59	-	9	1
90-99	-	-	09:00-09:59	-	10	-
Total	13	13	10:00-10:59	-	11	1
			11:00-11:59	-	12	-
			12:00-12:59	-	13	1
			13:00-13:59	-	14	-
			14:00-14:59	-	15	-
			15:00 - +	-	16	-

DRIVE ANALYSIS

Game	Total Drive	TD	FG	MFG	P	TO	4DN
USM	14	2	1	0	9	1	0-0
EKU	11	3	2	1	4	0	0-1
S. Carolina	12	2	3	0	4	2	0-0
Florida	12	3	2	2	5	0	1-1
E. Michigan	15	3	1	2	8	1	0-0
Missouri							
Miss. State							
Tennessee							
Ole Miss							
Vandy							
Georgia							
Louisville							
Totals	64	13	9	5	31	4	1-2



Date	Opponent		Score	Att.
Sept 2, 2017	at Southern Miss	W	24-17	22761
Sept 09, 2017	EASTERN KENTUCKY	W	27-16	54868
* Sept 16, 2017	at South Carolina	W	23-13	82493
* Sept 23, 2017	#20 FLORIDA	L	27-28	62945
Sept 30, 2017	EASTERN MICHIGAN	W	24-20	50593

Record:	Overall	Home	Away	Neutral
All games	4-1	2-1	2-0	0-0
Conference	1-1	0-1	1-0	0-0
Non-Conference	3-0	2-0	1-0	0-0

Team Statistics	UK	OPP
FIRST DOWNS	91	90
Rushing	32	26
Passing	46	59
Penalty	13	5
RUSHING YARDAGE	642	370
Rushing Attempts	190	141
Average Per Rush	3.4	2.6
Average Per Game	128.4	74.0
TDs Rushing	6	4
PASSING YARDAGE	969	1377
Comp-Att-Int	79-124-1	121-194-6
Average Per Pass	7.8	7.1
Average Per Catch	12.3	11.4
Average Per Game	193.8	275.4
TDs Passing	7	9
TOTAL OFFENSE	1611	1747
Average Per Play	5.1	5.2
Average Per Game	322.2	349.4
KICK RETURNS: #-Yards	8-193	16-292
PUNT RETURNS: #-Yards	5-104	10-40
INT RETURNS: #-Yards	6-28	1-17
FUMBLES-LOST	4-3	7-5
PENALTIES-Yards	30-225	39-326
PUNTS-AVG	30-43.1	28-40.6
TIME OF POSSESSION/Game	31:28	28:32
3RD-DOWN Conversions	26/69	22/72
4TH-DOWN Conversions	1/2	8/13

Interceptions	no.	yds	avg	td	lg
Mike Edwards	3	1	0.3	0	1
Darius West	1	21	21.0	0	21
Derrick Baity	1	3	3.0	0	3
Kendall Randolph	1	3	3.0	0	3

Punting	no.	yds	avg	lg	tb	fc	i20	50+	blk
Matt Panton	30	1292	43.1	71	2	7	12	4	0

Punt Returns	no.	yds	avg	td	lg
Charles Walker	4	86	21.5	0	52
Joshua Paschal	1	18	18.0	0	0
Total	5	104	20.8	0	52
Opponents	10	40	4.0	0	15

Kick Returns	no.	yds	avg	td	lg
Lynn Bowden Jr.	4	93	23.2	0	30
Sihiem King	3	91	30.3	0	46
Asim Rose	1	9	9.0	0	9
Total	8	193	24.1	0	46
Opponents	16	292	18.2	0	53

All Purpose	g	rush	rcv	pr	kr	ir	total	avg/g
Benny Snell	5	406	40	0	0	0	446	89.2
Sihiem King	5	159	53	0	91	0	303	60.6
Garrett Johnson	5	11	222	0	0	0	233	46.6
Charles Walker	5	0	112	86	0	0	198	39.6
C.J. Conrad	5	0	195	0	0	0	195	39.0
Total	5	642	969	104	193	28	1936	387.2
Opponents	5	370	1377	40	292	17	2096	419.2

Total Offense	g	plays	rush	pass	total	avg/g
Stephen Johnson	5	155	100	940	1040	208.0
Benny Snell	5	107	406	0	406	81.2
Sihiem King	5	31	159	0	159	31.8
Lynn Bowden Jr.	5	7	28	24	52	10.4
Garrett Johnson	5	1	11	0	11	2.2
Total	5	314	642	969	1611	322.2
Opponents	5	335	370	1377	1747	349.4

Rushing	gp-gs	att	gain	loss	net	avg	td	lg	avg/g
Benny Snell	5-5	106	413	7	406	3.8	4	25	81.2
Sihiem King	5-0	31	178	19	159	5.1	0	30	31.8
Stephen Johnson	5-5	36	187	87	100	2.8	2	54	20.0
Lynn Bowden Jr.	5-0	6	28	0	28	4.7	0	9	5.6
Garrett Johnson	5-5	1	11	0	11	11.0	0	11	2.2
Asim Rose	4-0	1	2	0	2	2.0	0	2	0.5
Total	5	190	819	177	642	3.4	6	54	128.4
Opponents	5	141	485	115	370	2.6	4	36	74.0

Passing	gp-gs	effic	comp-att-int	pct	yds	td	lg	avg/g
Stephen Johnson	5-5	148.79	77-119-1	64.7	940	7	59	188.0
Drew Barker	1-0	71.00	1-2-0	50.0	5	0	5	5.0
TEAM	4-0	0.00	0-1-0	0.0	0	0	0	0.0
Lynn Bowden Jr.	5-0	301.60	1-1-0	100.0	24	0	24	4.8
Benny Snell	5-5	0.00	0-1-0	0.0	0	0	0	0.0
Total	5	146.37	79-124-1	63.7	969	7	59	193.8
Opponents	5	131.12	121-194-6	62.4	1377	9	68	275.4

Receiving	gp-gs	no.	yds	avg	td	lg	avg/g
Garrett Johnson	5-5	20	222	11.1	1	30	44.4
Charles Walker	5-3	10	112	11.2	0	27	22.4
C.J. Conrad	5-4	9	195	21.7	3	59	39.0
Tavin Richardson	5-2	9	72	8.0	1	17	14.4
Sihiem King	5-0	7	53	7.6	0	24	10.6
Kayaune Ross	5-5	6	83	13.8	0	22	16.6
Blake Bone	5-0	5	116	23.2	1	43	23.2
Benny Snell	5-5	5	40	8.0	0	22	8.0
Isaiah Epps	5-0	2	24	12.0	0	18	4.8
Greg Hart	5-1	2	23	11.5	1	20	4.6
Lynn Bowden Jr.	5-0	2	19	9.5	0	13	3.8
Justin Rigg	5-0	1	6	6.0	0	6	1.2
Clevan Thomas Jr.	4-0	1	4	4.0	0	4	1.0
Total	5	79	969	12.3	7	59	193.8
Opponents	5	121	1377	11.4	9	68	275.4

Field Goals	fg	pct.	01-19	20-29	30-39	40-49	50-99	lg	blk
A. MacGinnis	9-14	64.3	0-0	2-2	3-3	3-5	1-4	50	0

Scoring	td	fg	PAT				dxp	saf	pts
			kick	rush	rcv	pass			
A. MacGinnis	4	9-14	14-14	-	-	-	-	-	41
Benny Snell	4	-	-	-	-	-	-	-	24
C.J. Conrad	3	-	-	-	-	-	-	-	18
Stephen Johnson	2	-	-	-	-	-	-	-	12
Greg Hart	1	-	-	-	-	-	-	-	6
Blake Bone	1	-	-	-	-	-	-	-	6
Denzil Ware	1	-	-	-	-	-	-	-	6
Tavin Richardson	1	-	-	-	-	-	-	-	6
Garrett Johnson	1	-	-	-	-	-	-	-	6
Total	14	9-14	14-14	-	-	-	-	-	125
Opponents	13	2-5	10-13	-	-	-	-	-	94

Score by Quarters	1st	2nd	3rd	4th	OT	Total
Kentucky	24	42	33	26	0	125
Opponents	20	30	10	34	0	94

##	Defensive Leaders	gp-gs	Tackles				Sacks no-yds	Pass defense			Fumbles		blkd		
			ua	a	tot	tfl/yds		int-yds	brup	qbh	rcv-yds	ff	kick	saf	
25	Darius West	5-4	22	13	35	1.5-6	.	1-21	.	.	1	.	.	.	
51	Courtney Love	5-5	11	22	33	2.0-3	.	.	2	.	1-0	.	.	.	
7E	Mike Edwards	5-5	13	19	32	.	.	3-1	3	
	Josh Allen	5-5	19	12	31	4.5-10	5.5-20	.	3	3	1	.	.	.	



The Automated ScoreBook
Kentucky Overall Defensive Statistics (as of Sep 30, 2017)
All games



#	Defensive Leaders	gp-gs	Tackles				Sacks no-yds	Pass defense			Fumbles		blkd	
			ua	a	tot	tfl/yds		int-yds	brup	qbh	rcv-yds	ff	kick	saf
25	Darius West	5-4	22	13	35	1.5-6	.	1-21	.	.	.	1	.	.
51	Courtney Love	5-5	11	22	33	2.0-3	.	.	2	.	1-0	.	.	.
7E	Mike Edwards	5-5	13	19	32	.	.	3-1	3
41	Josh Allen	5-5	18	12	30	6.5-40	5.5-38	.	1	3	.	1	.	.
8	Derrick Baity	5-4	17	7	24	0.5-1	.	1-3	2	.	1-0	.	.	.
32	Eli Brown	5-4	9	8	17	2.0-2	.	.	2
21	Chris Westry	5-5	9	7	16	.	.	.	1	.	.	1	.	.
35	Denzil Ware	5-2	6	10	16	3.5-22	2.5-18	.	1	2	2-20	2	.	.
34	Jordan Jones	2-1	6	7	13	0.5-2	.	.	1	1	.	1	.	.
6J	Lonnie Johnson Jr.	5-0	11	2	13	1.0-2	.	.	2	.	.	.	1	.
5	Kendall Randolph	5-3	7	6	13	1.0-1	.	1-3	1
9M	Adrian Middleton	5-5	5	7	12	2.0-13	1.0-11
3	Jordan Griffin	5-1	5	4	9	.	.	.	1
77	Naquez Pringle	5-5	2	6	8	0.5-1
69	Matt Elam	5-0	4	4	8	1.0-4	.	.	1
84	Charles Moushey	5-0	4	2	6
9Q	Quinton Bohanna	4-0	1	4	5
9R	Davonte Robinson	5-1	4	1	5
91	Calvin Taylor	3-0	2	3	5
90	T.J. Carter	5-5	2	3	5	.	.	.	1	1
4	Joshua Paschal	5-0	2	2	4	2.0-7	1.0-4	.	.	1	.	.	1	.
56	Kash Daniel	5-0	3	1	4
47	Jordan Bonner	4-0	1	3	4
20	Kengera Daniel	5-0	3	.	3	1.0-10	1.0-10
59	Kordell Looney	4-0	1	2	3
16	Marcus Walker	5-0	2	.	2
99	A. MacGinnis	5-0	2	.	2
3	Jamar Watson	5-0	.	1	1	.	.	.	1
3J	Zach Johnson	1-0	1	.	1
83	Justin Rigg	5-0	1	.	1
71	Logan Stenberg	5-5	1	.	1
6	Blake Bone	5-0	1	.	1
98	Tymere Dubose	1-0	1	.	1
42	Tristan Yeomans	5-0	1	.	1	1-0	.	.	.
93	Matt Panton	5-0	1	.	1
68	Nick Haynes	5-5	1	.	1
Total		5	180	156	336	25-114	11-81	6-28	20	8	5-20	6	2	.
Opponents		5	184	146	330	34-137	14-93	1-17	14	6	3-3	2	.	.



The Automated ScoreBook

Kentucky Team Game-by-Game (as of Sep 30, 2017)

All games



TEAM STATISTICS

Date	Opponent	Rushing				Receiving				Passing				Kick Returns				Punt Returns				tot off
		no.	yds	td	lg	no.	yds	td	lg	cmp-att-int	yds	td	lg	no.	yds	td	lg	no.	yds	td	lg	
Sept 2	at Southern Miss	35	78	1	10	11	176	1	59	11-20-0	176	1	59	3	78	0	46	0	0	0	0	254
Sep 09	EASTERN KENTUCKY	39	207	2	26	16	229	1	43	16-24-0	229	1	43	3	73	0	30	1	-1	0	0	436
Sep 16	at South Carolina	47	184	2	54	16	169	0	20	16-26-1	169	0	20	1	16	0	16	0	0	0	0	353
Sep 23	FLORIDA	32	120	0	30	18	220	3	27	18-27-0	220	3	27	0	0	0	0	3	87	0	52	340
Sep 30	EASTERN MICHIGAN	37	53	1	12	18	175	2	22	18-27-0	175	2	22	1	26	0	26	1	18	0	0	228
Opponents		190	642	6	54	79	969	7	59	79-124-1	969	7	59	8	193	0	46	5	104	0	52	1611
		141	370	4	36	121	1377	9	68	121-194-6	1377	9	68	16	292	0	53	10	40	0	15	1747

Games: 5 • Avg/rush: 3.4 • Avg/catch: 12.3 • Pass effic: 146.37 • KR avg: 24.1 • PR avg: 20.8 • All purpose avg/game: 387.2 • Total offense avg/gm: 322.2

Date	Opponent	Tackles				Sacks no-yds	Fumble		Pass Defense			blkd kick	PAT Attempts			off		
		ua	a	total	tfl-yds		ff	fr-yds	int-yds	qbh	brup		kick	rush	rcv	saf	t/o	pts
Sept 2	at Southern Miss	35	42	77	8.0-34	2.0-17	4	3-20	0-0	2	2	0	3-3	0	0	0	14	24
Sep 09	EASTERN KENTUCKY	34	32	66	3.0-20	1.0-15	1	1-0	1-0	1	3	1	3-3	0	0	0	3	27
Sep 16	at South Carolina	33	34	67	3.0-7	2.0-6	0	0-0	2-4	1	5	0	2-2	0	0	0	0	23
Sep 23	FLORIDA	39	22	61	4.0-9	1.0-2	0	0-0	1-21	1	4	0	3-3	0	0	0	0	27
Sep 30	EASTERN MICHIGAN	39	26	65	7.0-44	5.0-41	1	1-0	2-3	3	6	1	3-3	0	0	0	3	24
Opponents		180	156	336	25.0-114	11.0-81	6	5-20	6-28	8	20	2	14-14	0	0	0	20	125
		184	146	330	34.0-137	14.0-93	2	3-3	1-17	6	14	0	10-13	0	0	0	7	94

		Punting									Field Goals			Kickoffs				
Date	Opponent	no.	yds	avg	long	blkd	tb	fc	50+	i20	md-att	long	blkd	no.	yds	avg	tb	ob
Sept 2	at Southern Miss	9	378	42.0	50	0	1	3	1	5	1-1	41	0	5	322	64.4	3	0
Sep 09	EASTERN KENTUCKY	4	155	38.8	47	0	0	0	0	1	2-3	39	0	6	352	58.7	1	0
Sep 16	at South Carolina	4	178	44.5	54	0	0	1	1	1	3-3	44	0	6	287	47.8	0	0
Sep 23	FLORIDA	5	203	40.6	53	0	1	1	1	2	2-4	50	0	6	390	65.0	4	0
Sep 30	EASTERN MICHIGAN	8	378	47.2	71	0	0	2	1	3	1-3	39	0	5	322	64.4	3	0
		30	1292	43.1	71	0	2	7	4	12	9-14	50	0	28	1673	59.8	11	0
Opponents		28	1137	40.6	66	1	3	8	8	6	2-5	31	0	19	1182	62.2	10	1



The Automated ScoreBook
Kentucky Overall Team Statistics (as of Sep 30, 2017)
All games



Team Statistics	UK	OPP
SCORING	125	94
Points Per Game	25.0	18.8
Points Off Turnovers	20	7
FIRST DOWNS	91	90
Rushing	32	26
Passing	46	59
Penalty	13	5
RUSHING YARDAGE	642	370
Yards gained rushing	819	485
Yards lost rushing	177	115
Rushing Attempts	190	141
Average Per Rush	3.4	2.6
Average Per Game	128.4	74.0
TDs Rushing	6	4
PASSING YARDAGE	969	1377
Comp-Att-Int	79-124-1	121-194-6
Average Per Pass	7.8	7.1
Average Per Catch	12.3	11.4
Average Per Game	193.8	275.4
TDs Passing	7	9
TOTAL OFFENSE	1611	1747
Total Plays	314	335
Average Per Play	5.1	5.2
Average Per Game	322.2	349.4
KICK RETURNS: #-Yards	8-193	16-292
PUNT RETURNS: #-Yards	5-104	10-40
INT RETURNS: #-Yards	6-28	1-17
KICK RETURN AVERAGE	24.1	18.2
PUNT RETURN AVERAGE	20.8	4.0
INT RETURN AVERAGE	4.7	17.0
FUMBLES-LOST	4-3	7-5
PENALTIES-Yards	30-225	39-326
Average Per Game	45.0	65.2
PUNTS-Yards	30-1292	28-1137
Average Per Punt	43.1	40.6
Net punt average	40.4	34.8
KICKOFFS-Yards	28-1673	19-1182
Average Per Kick	59.8	62.2
Net kick average	39.5	38.9
TIME OF POSSESSION/Game	31:28	28:32
3RD-DOWN Conversions	26/69	22/72
3rd-Down Pct	38%	31%
4TH-DOWN Conversions	1/2	8/13
4th-Down Pct	50%	62%
SACKS BY-Yards	11-81	14-93
MISC YARDS	0	0
TOUCHDOWNS SCORED	14	13
FIELD GOALS-ATTEMPTS	9-14	2-5
ON-SIDE KICKS	0-0	0-1
RED-ZONE SCORES	(13-15) 87%	(10-12) 83%
RED-ZONE TOUCHDOWNS	(9-15) 60%	(8-12) 67%
PAT-ATTEMPTS	(14-14) 100%	(10-13) 77%
ATTENDANCE	168406	105254
Games/Avg Per Game	3/56135	2/52627
Neutral Site Games		0/0

Score by Quarters	1st	2nd	3rd	4th	OT	Total
Kentucky	24	42	33	26	0	125
Opponents	20	30	10	34	0	94



The Automated ScoreBook

Kentucky Opponent Game-by-Game (as of Sep 30, 2017)

All games



OPPONENT STATISTICS

Date	Opponent	Rushing				Receiving				Passing				Kick Returns				Punt Returns				tot off
		no.	yds	td	lg	no.	yds	td	lg	cmp-att-int	yds	td	lg	no.	yds	td	lg	no.	yds	td	lg	
Sept 2	at Southern Miss	38	55	0	10	22	309	2	47	22-40-0	309	2	47	2	35	0	25	1	7	0	7	364
Sep 09	EASTERN KENTUCKY	20	62	1	11	31	256	1	24	31-43-1	256	1	24	4	141	0	53	1	-1	0	0	318
Sep 16	at South Carolina	20	54	0	11	24	304	2	68	24-37-2	304	2	68	6	53	0	21	2	14	0	12	358
Sep 23	FLORIDA	36	186	2	36	17	209	2	50	17-27-1	209	2	50	2	34	0	20	1	5	0	5	395
Sep 30	EASTERN MICHIGAN	27	13	1	9	27	299	2	43	27-47-2	299	2	43	2	29	0	17	5	15	0	15	312
Kentucky		141	370	4	36	121	1377	9	68	121-194-6	1377	9	68	16	292	0	53	10	40	0	15	1747
		190	642	6	54	79	969	7	59	79-124-1	969	7	59	8	193	0	46	5	104	0	52	1611

Games: 5 • Avg/rush: 2.6 • Avg/catch: 11.4 • Pass effic: 131.12 • KR avg: 18.2 • PR avg: 4.0 • All purpose avg/game: 419.2 • Total offense avg/gm: 349.4

Date	Opponent	Tackles				Sacks no-yds	Fumble		Pass Defense			blkd kick	PAT Attempts			off		
		ua	a	total	tfl-yds		ff	fr-yds	int-yds	qbh	brup		kick	rush	rcv	saf	t/o	pts
Sept 2	at Southern Miss	29	30	59	5.0-13	1.0-8	1	1-0	0-0	0	3	0	2-2	0	0	0	0	17
Sep 09	EASTERN KENTUCKY	37	36	73	8.0-33	3.0-20	0	0-0	0-0	0	4	0	1-2	0	0	0	0	16
Sep 16	at South Carolina	44	30	74	4.0-18	1.0-12	0	1-0	1-17	2	1	0	1-2	0	0	0	0	13
Sep 23	FLORIDA	30	36	66	7.0-28	4.0-17	0	0-0	0-0	1	3	0	4-4	0	0	0	0	28
Sep 30	EASTERN MICHIGAN	44	14	58	10.0-45	5.0-36	1	1-3	0-0	3	3	0	2-3	0	0	0	7	20
Kentucky		184	146	330	34.0-137	14.0-93	2	3-3	1-17	6	14	0	10-13	0	0	0	7	94
		180	156	336	25.0-114	11.0-81	6	5-20	6-28	8	20	2	14-14	0	0	0	20	125

		Punting									Field Goals			Kickoffs				
Date	Opponent	no.	yds	avg	long	blkd	tb	fc	50+	i20	md-att	long	blkd	no.	yds	avg	tb	ob
Sept 2	at Southern Miss	6	207	34.5	44	0	0	3	0	1	1-1	22	0	4	234	58.5	1	0
Sep 09	EASTERN KENTUCKY	5	205	41.0	55	0	1	2	2	1	1-1	31	0	4	248	62.0	1	0
Sep 16	at South Carolina	3	122	40.7	53	0	0	2	1	1	0-3	0	0	3	191	63.7	2	0
Sep 23	FLORIDA	5	261	52.2	61	0	0	0	3	1	0-0	0	0	5	314	62.8	4	1
Sep 30	EASTERN MICHIGAN	9	342	38.0	66	1	2	1	2	2	0-0	0	0	3	195	65.0	2	0
		28	1137	40.6	66	1	3	8	8	6	2-5	31	0	19	1182	62.2	10	1
Kentucky		30	1292	43.1	71	0	2	7	4	12	9-14	50	0	28	1673	59.8	11	0



The Automated ScoreBook
Kentucky Team Game-by-Game Comparison (as of Sep 30, 2017)
All games



Opponent	Score	First Downs				Rushing Number-Yards	Passing		Total Offense Plays-Yards	Return Yards	Turn- Overs
		Total	Rush	Pass	Pen		Comp-Att-Int	Yards			
Southern Miss	24 - 17	12 / 19	5 / 7	5 / 10	2 / 2	35-78 / 38-55	11-20-0 / 22-40-0	176 / 309	55-254 / 78-364	98 / 42	1 / 3
EASTERN KENTUCKY	27 - 16	22 / 17	9 / 5	10 / 11	3 / 1	39-207 / 20-62	16-24-0 / 31-43-1	229 / 256	63-436 / 63-318	72 / 140	0 / 2
South Carolina	23 - 13	20 / 14	7 / 3	11 / 11	2 / 0	47-184 / 20-54	16-26-1 / 24-37-2	169 / 304	73-353 / 57-358	20 / 84	2 / 2
FLORIDA	27 - 28	21 / 20	7 / 9	11 / 10	3 / 1	32-120 / 36-186	18-27-0 / 17-27-1	220 / 209	59-340 / 63-395	108 / 39	0 / 1
EASTERN MICHIGAN	24 - 20	16 / 20	4 / 2	9 / 17	3 / 1	37-53 / 27-13	18-27-0 / 27-47-2	175 / 299	64-228 / 74-312	47 / 47	1 / 3
Totals	125 - 94	91 / 90	32 / 26	46 / 59	13 / 5	190-642 / 141-370	79-124-1 / 121-194-6	969 / 1377	314-1611 / 335-1747	345 / 352	4 / 11

Opponent	3rd Down Conversions	4th Down Conversions	Time of Possession	TOP Margin	Avg Yds/Rush	Avg Yds/Pass	Avg Yds/Play	Punting Number-Avg	Penalties Number-Yards	Sacks
Southern Miss	3-13 / 4-17	0-0 / 2-4	29:01 / 30:59	-1:58	2.2 / 1.4	8.8 / 7.7	4.6 / 4.7	9-42.0 / 6-34.5	8-60 / 8-69	2 / 1
EASTERN KENTUCKY	6-13 / 6-14	0-1 / 1-1	31:28 / 28:32	2:56	5.3 / 3.1	9.5 / 6.0	6.9 / 5.0	4-38.8 / 5-41.0	6-60 / 11-90	1 / 3
South Carolina	9-16 / 3-12	0-0 / 1-3	36:49 / 23:11	13:38	3.9 / 2.7	6.5 / 8.2	4.8 / 6.3	4-44.5 / 3-40.7	4-10 / 7-45	2 / 1
FLORIDA	1-10 / 5-14	1-1 / 3-4	29:55 / 30:05	-0:10	3.8 / 5.2	8.1 / 7.7	5.8 / 6.3	5-40.6 / 5-52.2	7-55 / 8-72	1 / 4
EASTERN MICHIGAN	7-17 / 4-15	0-0 / 1-1	30:05 / 29:55	0:10	1.4 / 0.5	6.5 / 6.4	3.6 / 4.2	8-47.2 / 9-38.0	5-40 / 5-50	5 / 5
Totals	26-69 / 22-72	1-2 / 8-13	157:18 / 142:42	14:36	3.4 / 2.6	7.8 / 7.1	5.1 / 5.2	30-43.1 / 28-40.6	30-225 / 39-326	11 / 14

Note: Game totals are displayed in the format TEAM/OPPONENT for each category



The Automated ScoreBook
Kentucky Game Superlatives (as of Sep 30, 2017)
All games



INDIVIDUAL GAME HIGHS

Rushes	32	Benny Snell at South Carolina (Sep 16, 2017)
Yards Rushing	103	Benny Snell vs Eastern Kentucky (Sep 09, 2017)
TD Rushes	2	Benny Snell at South Carolina (Sep 16, 2017)
Long Rush	54	Stephen Johnson at South Carolina (Sep 16, 2017)
Pass attempts	27	Stephen Johnson vs Eastern Michigan (Sep 30, 2017)
Pass completions	18	Stephen Johnson vs Eastern Michigan (Sep 30, 2017)
Yards Passing	224	Stephen Johnson vs Eastern Kentucky (Sep 09, 2017)
TD Passes	3	Stephen Johnson vs Florida (Sep 23, 2017)
Long Pass	59	Stephen Johnson at Southern Miss (Sept 2, 2017)
Receptions	8	Garrett Johnson vs Eastern Michigan (Sep 30, 2017)
Yards Receiving	97	C.J. Conrad at Southern Miss (Sept 2, 2017)
TD Receptions	1	C.J. Conrad at Southern Miss (Sept 2, 2017)
	1	C.J. Conrad vs Eastern Kentucky (Sep 09, 2017)
	1	Blake Bone vs Florida (Sep 23, 2017)
	1	Garrett Johnson vs Florida (Sep 23, 2017)
	1	C.J. Conrad vs Florida (Sep 23, 2017)
	1	Greg Hart vs Eastern Michigan (Sep 30, 2017)
	1	Tavin Richardson vs Eastern Michigan (Sep 30, 2017)
Long Reception	59	C.J. Conrad at Southern Miss (Sept 2, 2017)
Field Goals	3	A. MacGinnis at South Carolina (Sep 16, 2017)
Long Field Goal	50	A. MacGinnis vs Florida (Sep 23, 2017)
Punts	9	Matt Panton at Southern Miss (Sept 2, 2017)
Punting Avg	47.2	Matt Panton vs Eastern Michigan (Sep 30, 2017)
Long Punt	71	Matt Panton vs Eastern Michigan (Sep 30, 2017)
Punts inside 20	5	Matt Panton at Southern Miss (Sept 2, 2017)
Long Punt Return	52	Charles Walker vs Florida (Sep 23, 2017)
Long Kickoff Return	46	Sihiem King at Southern Miss (Sept 2, 2017)
Tackles	11	Darius West vs Eastern Kentucky (Sep 09, 2017)
	11	Mike Edwards vs Florida (Sep 23, 2017)
Sacks	1.5	Josh Allen vs Eastern Michigan (Sep 30, 2017)
Tackles For Loss	2.0	Josh Allen at Southern Miss (Sept 2, 2017)
	2.0	Adrian Middleton vs Eastern Michigan (Sep 30, 2017)
Interceptions	1	Mike Edwards vs Eastern Kentucky (Sep 09, 2017)
	1	Mike Edwards at South Carolina (Sep 16, 2017)
	1	Derrick Baity at South Carolina (Sep 16, 2017)
	1	Darius West vs Florida (Sep 23, 2017)
	1	Kendall Randolph vs Eastern Michigan (Sep 30, 2017)
	1	Mike Edwards vs Eastern Michigan (Sep 30, 2017)



The Automated ScoreBook
Kentucky Game Superlatives (as of Sep 30, 2017)
All games



TEAM GAME HIGHS

Rushes	47	at South Carolina (Sep 16, 2017)
Yards Rushing	207	vs Eastern Kentucky (Sep 09, 2017)
Yards Per Rush	5.3	vs Eastern Kentucky (Sep 09, 2017)
TD Rushes	2	vs Eastern Kentucky (Sep 09, 2017)
	2	at South Carolina (Sep 16, 2017)
Pass attempts	27	vs Florida (Sep 23, 2017)
	27	vs Eastern Michigan (Sep 30, 2017)
Pass completions	18	vs Florida (Sep 23, 2017)
	18	vs Eastern Michigan (Sep 30, 2017)
Yards Passing	229	vs Eastern Kentucky (Sep 09, 2017)
Yards Per Pass	9.5	vs Eastern Kentucky (Sep 09, 2017)
TD Passes	3	vs Florida (Sep 23, 2017)
Total Plays	73	at South Carolina (Sep 16, 2017)
Total Offense	436	vs Eastern Kentucky (Sep 09, 2017)
Yards Per Play	6.9	vs Eastern Kentucky (Sep 09, 2017)
Points	27	vs Eastern Kentucky (Sep 09, 2017)
	27	vs Florida (Sep 23, 2017)
Sacks By	5	vs Eastern Michigan (Sep 30, 2017)
First Downs	22	vs Eastern Kentucky (Sep 09, 2017)
Penalties	8	at Southern Miss (Sept 2, 2017)
Penalty Yards	60	at Southern Miss (Sept 2, 2017)
	60	vs Eastern Kentucky (Sep 09, 2017)
Turnovers	2	at South Carolina (Sep 16, 2017)
Interceptions By	2	at South Carolina (Sep 16, 2017)
	2	vs Eastern Michigan (Sep 30, 2017)
Punts	9	at Southern Miss (Sept 2, 2017)
Punting Avg	47.2	vs Eastern Michigan (Sep 30, 2017)
Long Punt	71	vs Eastern Michigan (Sep 30, 2017)
Punts inside 20	5	at Southern Miss (Sept 2, 2017)
Long Punt Return	52	vs Florida (Sep 23, 2017)



The Automated ScoreBook
Kentucky Game Superlatives (as of Sep 30, 2017)
All games



OPPONENT INDIVIDUAL GAME HIGHS

Rushes	21	Davis,M., vs Florida (Sep 23, 2017)
Yards Rushing	93	Davis,M., vs Florida (Sep 23, 2017)
TD Rushes	1	SCOTT, LJ, vs Eastern Kentucky (Sep 09, 2017)
	1	Toney,K., vs Florida (Sep 23, 2017)
	1	Powell,B., vs Florida (Sep 23, 2017)
	1	ERIKSEN, Ian, vs Eastern Michigan (Sep 30, 2017)
Long Rush	36	Toney,K., vs Florida (Sep 23, 2017)
Pass attempts	43	ROBACK, Brogan, vs Eastern Michigan (Sep 30, 2017)
Pass completions	26	ROBACK, Brogan, vs Eastern Michigan (Sep 30, 2017)
Yards Passing	304	Jake Bentley, at South Carolina (Sep 16, 2017)
TD Passes	2	GRIGGS, Kwadra, at Southern Miss (Sept 2, 2017)
	2	Jake Bentley, at South Carolina (Sep 16, 2017)
Long Pass	68	Jake Bentley, at South Carolina (Sep 16, 2017)
Receptions	10	MARKUSH, Ryan, vs Eastern Kentucky (Sep 09, 2017)
Yards Receiving	122	Deebo Samuel, at South Carolina (Sep 16, 2017)
TD Receptions	2	ROBERTSON, K., at Southern Miss (Sept 2, 2017)
Long Reception	68	Deebo Samuel, at South Carolina (Sep 16, 2017)
Field Goals	1	SHAUNFIELD, P., at Southern Miss (Sept 2, 2017)
	1	WILLIAMS, Lucas, vs Eastern Kentucky (Sep 09, 2017)
Long Field Goal	31	WILLIAMS, Lucas, vs Eastern Kentucky (Sep 09, 2017)
Punts	6	JULIEN, Jake, vs Eastern Michigan (Sep 30, 2017)
Punting Avg	52.2	Townsend,J., vs Florida (Sep 23, 2017)
Long Punt	66	TEAM, vs Eastern Michigan (Sep 30, 2017)
Punts inside 20	1	EVERETT, Zac, at Southern Miss (Sept 2, 2017)
	1	WRZUSZCZAK, K., vs Eastern Kentucky (Sep 09, 2017)
	1	Joseph Charlton, at South Carolina (Sep 16, 2017)
	1	Townsend,J., vs Florida (Sep 23, 2017)
	1	JULIEN, Jake, vs Eastern Michigan (Sep 30, 2017)
	1	ORAHA, Ivan, vs Eastern Michigan (Sep 30, 2017)
Long Punt Return	15	HOLDER, Isaac, vs Eastern Michigan (Sep 30, 2017)
Long Kickoff Return	53	SCOTT, LJ, vs Eastern Kentucky (Sep 09, 2017)
Tackles	15	GRACE, Kobie, vs Eastern Kentucky (Sep 09, 2017)
Sacks	2.0	HARRIS, J., vs Eastern Michigan (Sep 30, 2017)
	2.0	CROSBY, Maxx, vs Eastern Michigan (Sep 30, 2017)
Tackles For Loss	3.5	HARRIS, J., vs Eastern Michigan (Sep 30, 2017)
Interceptions	1	Skai Moore, at South Carolina (Sep 16, 2017)



The Automated ScoreBook
Kentucky Game Superlatives (as of Sep 30, 2017)
All games



OPPONENT TEAM GAME HIGHS

Rushes	38	at Southern Miss (Sept 2, 2017)
Yards Rushing	186	vs Florida (Sep 23, 2017)
Yards Per Rush	5.2	vs Florida (Sep 23, 2017)
TD Rushes	2	vs Florida (Sep 23, 2017)
Pass attempts	47	vs Eastern Michigan (Sep 30, 2017)
Pass completions	31	vs Eastern Kentucky (Sep 09, 2017)
Yards Passing	309	at Southern Miss (Sept 2, 2017)
Yards Per Pass	8.2	at South Carolina (Sep 16, 2017)
TD Passes	2	at Southern Miss (Sept 2, 2017)
	2	at South Carolina (Sep 16, 2017)
	2	vs Florida (Sep 23, 2017)
	2	vs Eastern Michigan (Sep 30, 2017)
Total Plays	78	at Southern Miss (Sept 2, 2017)
Total Offense	395	vs Florida (Sep 23, 2017)
Yards Per Play	6.3	at South Carolina (Sep 16, 2017)
Points	28	vs Florida (Sep 23, 2017)
Sacks By	5	vs Eastern Michigan (Sep 30, 2017)
First Downs	20	vs Florida (Sep 23, 2017)
	20	vs Eastern Michigan (Sep 30, 2017)
Penalties	11	vs Eastern Kentucky (Sep 09, 2017)
Penalty Yards	90	vs Eastern Kentucky (Sep 09, 2017)
Turnovers	3	at Southern Miss (Sept 2, 2017)
	3	vs Eastern Michigan (Sep 30, 2017)
Interceptions By	1	at South Carolina (Sep 16, 2017)
Punts	9	vs Eastern Michigan (Sep 30, 2017)
Punting Avg	52.2	vs Florida (Sep 23, 2017)
Long Punt	66	vs Eastern Michigan (Sep 30, 2017)
Punts inside 20	2	vs Eastern Michigan (Sep 30, 2017)
Long Punt Return	15	vs Eastern Michigan (Sep 30, 2017)