

# KENTUCKY

2017-18 WILDCATS

## VERMONT (0-0, 0-0) at #5/4 KENTUCKY (1-0, 0-0)

Sunday, Nov. 12 • 3:30 p.m. • Rupp Arena (23,000) • Lexington, Ky.

#UVMvsUK • @KentuckyMBB

### Starters Last Game



3

#### Hamidou Diallo

6-5 • 198 • Guard  
Queens, N.Y. | Putnam Science Academy

Led the team with 18 points, including two 3-pointers vs. Utah Valley | Jerry West Award watch list | Preseason All-SEC first-team selection by league's media



4

#### Nick Richards

6-11 • 240 • Forward  
Kingston, Jamaica | The Patrick School

Had 10 points, three rebounds and three blocks vs. Utah Valley | 2017 Mr. New Jersey Basketball | Kareem Abdul-Jabbar preseason watch list



5

#### Kevin Knox

6-9 • 215 • Forward  
Tampa, Fla. | Tampa Catholic

Posted 12 points, six rebounds, four assists, four steals vs. Utah Valley | Julius Erving Award preseason watch list | Preseason All-SEC first team by league's coaches



22

#### Shai Gilgeous-Alexander

6-6 • 180 • Guard  
Hamilton, Canada | Hamilton Heights

Boasted 13 points, three rebounds, four assists and four steals in win over Utah Valley | Averaged 11.3 points, 5.0 rebounds, 3.3 assists and 2.3 steals in exhibitions



25

#### PJ Washington

6-7 • 236 • Forward  
Dallas | Findlay Prep

Averaged 11.0 points, 6.0 rebounds in exhibitions | Posted a double-double vs. Thomas More College | Karl Malone watch list for nation's best power forward

### Need to Know

- Kentucky was picked to win the SEC regular-season title by the league's media members. Hamidou Diallo was tabbed to the media preseason All-SEC First Team while Kevin Knox was a second-team pick. Knox was a first-team selection by the league's coaches, while Diallo was picked to the second team
- The Wildcats are 95-19 all-time in season openers, including a perfect 9-0 under John Calipari
- Calipari is five victories shy of 700 on-court wins after his 250th victory at UK on Friday
- The Wildcats begin the season ranked No. 4 in the USA Today Coaches Poll and No. 5 in the AP Top 25
- Kentucky has the No. 1 ranked recruiting class once again, and the Recruiting Services Consensus Index pegs it the best ever
- The Wildcats return just 7.4 percent of their scoring and 23.4 percent of their rebounding from 2016-17

### Last Time Out

- Kentucky used a big second half to overcome a 12-point deficit for a 73-63 win over Utah Valley
- Hamidou Diallo led four players in double-figure scoring with 18 points
- Backed by a strong zone defense, UK utilized an 18-0 spurt in the second half to take a lead it would not relinquish at 39-37
- Shai Gilgeous-Alexander and Kevin Knox filled up the stat sheet. Gilgeous-Alexander had 13 points, three boards, four assists and four steals. Knox added 12 points, six rebounds and matched Gilgeous-Alexander's assists and steals totals
- Wenyen Gabriel led the rebounding effort with 13 boards, his third career game with double-digit boards
- UK outscored Utah Valley 20-6 in fast break points
- UK started five freshman in the regular season for the first time since the 2014 National Championship Game

### The Basics

#### Series Breakdown

Overall - 0-0  
In Lexington, Ky. - 0-0  
Calipari vs. Vermont - 2-0  
Becker vs. UK - 0-0  
Current UK streak - N/A



#### John Calipari

Overall Record: 653-191  
Record at UK: 250-53  
Overall Seasons: 26th  
At UK: Ninth



#### John Becker

Overall Record: 139-69  
Record at UVM: 139-69  
Overall Seasons: Seventh  
At UVU: Seventh

### By the Numbers

2,238 UK all-time wins, NCAA leader

92.6 Percent of scoring the Wildcats must replace

19.43 Average age of UK's roster

5 Victories Calipari needs for 700 on-court wins

### Tale of the Tape

UK	STAT	UVM <sup>^</sup>
73.0	Points PG	73.5
63.0	Opp. Points PG	62.1
38.0	Rebounds PG	34.1
17.0	Assists PG	13.6
8.0	Blocks PG	4.3
11.0	Steals PG	5.7
.394	FG Pct.	.494
.333	3-Pt FG Pct.	.369
.696	FT Pct.	.700
.411	Opp. FG Pct.	.423
.278	Opp. 3-Pt FG Pct.	.334

### LEADERS

#### Points Per Game

UK - Hamidou Diallo (18.0)  
UVM - Anthony Lamb (12.8)\*

#### Rebounds Per Game

UK - Wenyen Gabriel (13.0)  
UVM - Anthony Lamb (5.5)\*

#### Assists Per Game

UK - Knox/Gilgeous-Alexander (4.0)  
UVM - Trey Bell-Haynes (3.9)\*

#### Steals Per Game

UK - Knox/Gilgeous-Alexander (4.0)  
UVM - Trey Bell-Haynes (1.1)\*

#### Blocks Per Game

UK - Richards/Gabriel (3.0)  
UVM - Anthony Lamb (1.2)\*

#### 3-Pointers

UK - Diallo (2)  
UVM - Ernie Duncan (75)\*

#### Field-Goal Percentage

UK - Washington (1.000)  
UVM - Drew Urquhart (.579)

#### Free-Throw Percentage

UK - Green (1.000)  
UVM - Ernie Duncan (.829)\*

#### 3-Point Field-Goal Percentage

UK - Diallo/Gilgeous-Alexander (.500)  
UVM - Anthony Lamb (.413)\*

<sup>^</sup>2016-17 stats | \*Based on 2016-17 stat returners

### SCHEDULE

OVERALL: 1-0 | SEC: 0-0  
Home: 1-0 | Away: 0-0 | Neutral: 0-0

#### October

Fri. 27	<sup>^</sup> THOMAS MORE	SEC	W, 103-61
Mon. 30	<sup>^</sup> MOREHEAD STATE	-	W, 92-67

#### November

Fri. 3	<sup>^</sup> CENTRE COLLEGE	SEC	W, 106-63
Fri. 10	UTAH VALLEY	SEC	W, 73-63
Sun. 12	VERMONT	ESPN	3:30 p.m.
Tues. 14	<sup>2</sup> KANSAS	ESPN	9:30 p.m.
Fri. 17	<sup>3</sup> ETSU	SEC	7 p.m.
Mon. 20	<sup>3</sup> TROY	SEC	8 p.m.
Wed. 22	<sup>3</sup> FORT WAYNE	SEC	8 p.m.
Sun. 26	<sup>3</sup> UIC	SEC	6 p.m.

#### December

Sat. 2	HARVARD	ESPN	3:30 p.m.
Sat. 9	<sup>4</sup> MONMOUTH	ESPN	Noon
Sat. 16	VIRGINIA TECH	ESPN2	2 p.m.
Sat. 23	<sup>5</sup> UCLA	CBS	4 p.m.
Fri. 29	LOUISVILLE	CBS	1 p.m.
Sun. 31	<sup>*</sup> GEORGIA	ESPN	6 p.m.

#### January

Wed. 3	<sup>*</sup> at LSU	SEC	8:30 p.m.
Sat. 6	<sup>*</sup> at Tennessee	SEC	9 p.m.
Tue. 9	<sup>*</sup> TEXAS A&M	ESPN	7 p.m.
Sat. 13	<sup>*</sup> at Vanderbilt	ESPN	4 p.m.
Tue. 16	<sup>*</sup> at South Carolina	ESPN	9 p.m.
Sat. 20	<sup>*</sup> FLORIDA	ESPN	8:15 p.m.
Tue. 23	<sup>*</sup> MISSISSIPPI STATE	ESPN	9 p.m.
Sat. 27	<sup>6</sup> at West Virginia	ESPN	4:30/7 p.m.
Tue. 30	<sup>*</sup> VANDERBILT	ESPN	9 p.m.

#### February

Sat. 3	<sup>*</sup> at Missouri	CBS	2 p.m.
Tue. 6	<sup>*</sup> TENNESSEE	ESPN	7 p.m.
Sat. 10	<sup>*</sup> at Texas A&M	ESPN/2	4/6/8 p.m.
Wed. 14	<sup>*</sup> at Auburn	ESPN2	9 p.m.
Sat. 17	<sup>*</sup> ALABAMA	CBS	2 p.m.
Tue. 20	<sup>*</sup> at Arkansas	ESPN	9 p.m.
Sat. 24	<sup>*</sup> MISSOURI	ESPN/2	6/8 p.m.
Wed. 28	<sup>*</sup> OLE MISS	ESPN2	7 p.m.

#### March

Sat. 3	<sup>*</sup> at Florida	CBS	Noon
7-11	<sup>7</sup> SEC Tournament	SEC/ESPN	TBA

All times Eastern | <sup>^</sup>SEC conference game | HOME GAMES IN CAPS  
<sup>^</sup>Exhibition | <sup>1</sup>Kentucky Cares Classic (Rupp Arena | Lexington, Ky.) |  
<sup>2</sup>Champions Classic (United Center | Chicago) | <sup>3</sup>Adolph Rupp Classic (Rupp Arena | Lexington, Ky.) | <sup>4</sup>Citi Hoops Classic (Madison Square Garden | New York) | <sup>5</sup>CBS Sports Classic (Smoothie King Arena | New Orleans) | <sup>6</sup>SEC/Big 12 Challenge (WVU Coliseum | Morgantown, W.Va.) | <sup>7</sup>SEC Tournament (Scottrade Center | St. Louis)

### Broadcast Information

ESPN	UK SPORTS NETWORK	
Doug Sherman, play-by-play Jimmy Dykes, analyst	Tom Leach, play-by-play Mike Pratt, analyst	

#### SATELLITE RADIO

Channel 78, Sirius Channel 190, XM



# TV CHART



**0 GUARD**  
**Quade Green**  
 6-0 | 180 | Freshman  
 Philadelphia | Neumann-Goretti  
 @Q\_Green1  
 @q\_boogi



**1 FORWARD**  
**Sacha Killeya-Jones**  
 6-10 | 221 | Sophomore  
 Chapel Hill, N.C. | Virginia Episcopal  
 @The\_SKJ  
 @the\_skj



**2 FORWARD**  
**Jarred Vanderbilt**  
 6-9 | 214 | Freshman  
 Houston | Victory Prep  
 @JVando\_  
 @jvando\_



**3 GUARD**  
**Hamidou Diallo**  
 6-5 | 198 | RS-Freshman  
 Queens, N.Y. | Putnam Science Acad.  
 @Diallo1Hamidou  
 @hami.diallo



**4 FORWARD**  
**Nick Richards**  
 6-11 | 240 | Freshman  
 Kingston, Jamaica | The Patrick School  
 @iamnickrichards  
 @nickrichards\_




**5 FORWARD**  
**Kevin Knox**  
 6-9 | 215 | Freshman  
 Tampa, Fla. | Tampa Catholic  
 @kevin\_knox23  
 @kknox\_23



**10 GUARD**  
**Jonny David**  
 6-2 | 183 | Junior  
 Pittsburgh | Mt. Lebanon  
 @JDavid010  
 @jdavid010



**12 GUARD**  
**Brad Calipari**  
 6-0 | 176 | Sophomore  
 Franklin Lakes, N.J. | MacDuffie School  
 @bradcalipari  
 @bradcalipari



**13 GUARD**  
**Jemarl Baker**  
 6-4 | 182 | Freshman  
 Menifee, Calif. | Eleanor Roosevelt  
 @jeyb3  
 @jeyb3



**14 FORWARD**  
**Tai Wynyard**  
 6-10 | 250 | RS-Sophomore  
 Auckland, New Zealand | Rangitoto College  
 @WynyardTai  
 @taiwynyard



**22 GUARD**  
**Shai Gilgeous-Alexander**  
 6-6 | 180 | Freshman  
 Hamilton, Canada | Hamilton Heights  
 @shaigalex  
 @sav\_shai2



**25 FORWARD**  
**PJ Washington**  
 6-7 | 236 | Freshman  
 Dallas | Findlay Prep  
 @pjwashington\_25  
 @pj\_washington



**30 GUARD**  
**Dillon Pulliam**  
 6-3 | 195 | RS-Junior  
 Cynthia, Ky. | Transylvania Univ.  
 @dillonpulliam30  
 @dillon\_pulliam



**32 FORWARD**  
**Wenyen Gabriel**  
 6-9 | 205 | Sophomore  
 Manchester, N.H. | Wilbraham & Monson Acad.  
 @WenyenGabriel  
 @wenyengabriel




**JOHN CALIPARI**  
**Head Coach**  
 Ninth season at UK  
 @UKCoachCalipari  
 @UKCoachCalipari




**KENNY PAYNE**  
**Assoc. Head Coach**  
 Eighth season at UK  
 Fourth season as associate HC



**TONY BARBEE**  
**Assistant Coach**  
 Fourth season at UK  
 Third season as assistant



**JOEL JUSTUS**  
**Assistant Coach**  
 Fourth season at UK  
 Second season as assistant



**JOHN ROBIC**  
**Special Assistant**  
 Ninth season at UK  
 Second season as special asst.

## Pronunciation Guide

**JEMARL Baker** (Jamal)

**HAMIDOU DIALLO** (HA-muh-dew) (dee-AH-low)

**Brad/John CALIPARI** (cal-uh-PEAR-ee)

**WENYEN Gabriel** (WHEN-yen)

**SHAI GILGEOUS-Alexander** (shay) (GILL-juss)

**QUADE Green** (KWAH-day)

**SACHA KILLEYA-Jones** (SAH-shuh) (kuh-LEE-uh)

**TAI WYNARD** (tie) (WIN-yard)

## Roster

NO.	NAME	POS.	Ht.	Wt.	CL.	HOMETOWN (PREVIOUS SCHOOL)
13	Jemarl Baker	G	6-4	182	Fr.	Menifee, Calif. (Eleanor Roosevelt)
12	Brad Calipari	G	6-0	176	So.	Franklin Lakes, N.J. (MacDuffie School)
10	Jonny David	G	6-2	183	Jr.	Pittsburgh (Mt. Lebanon)
3	Hamidou Diallo	G	6-5	198	RS Fr.	Queens, N.Y. (Putnam Science Academy)
32	Wenyen Gabriel	F	6-9	205	So.	Manchester, N.H. (Wilbraham & Monson Academy)
22	Shai Gilgeous-Alexander	G	6-6	180	Fr.	Hamilton, Canada (Hamilton Heights)
0	Quade Green	G	6-0	180	Fr.	Philadelphia (Neumann-Goretti)
1	Sacha Killeya-Jones	F	6-10	221	So.	Chapel Hill, N.C. (Virginia Episcopal)
5	Kevin Knox	F	6-9	215	Fr.	Tampa, Fla. (Tampa Catholic)
30	Dillon Pulliam	G	6-3	195	RS Jr.	Cynthiana, Ky. (Transylvania University)
4	Nick Richards	F	6-11	240	Fr.	Kingston, Jamaica (The Patrick School)
2	Jarred Vanderbilt	F	6-9	214	Fr.	Houston (Victory Prep Academy)
25	PJ Washington	F	6-7	236	Fr.	Dallas (Findlay Prep)
14	Tai Wynyard	F	6-10	250	RS So.	Auckland, New Zealand (Rangitoto College)

Head Coach: John Calipari (Clarion, 1982)  
 Associate Head Coach: Kenny Payne (Louisville, 2003)  
 Assistant Coaches: Tony Barbee (UMass, 1993)  
 Joel Justus (UNC Wilmington, 2004)  
 Special Asst. to the Head Coach: John Robic (Denison, 1986)

Assoc. AD/Basketball Operations: Chris Woolard (UCLA, 1997)  
 Director of Basketball Admin.: Will Barton (Kentucky, 2013)  
 Strength Coach: Robert Harris (Kentucky State, 2009)  
 Athletic Trainer: Chris Simmons (Memphis, 2002)  
 Equipment Manager: Mark Evans (Kentucky, 2013)



# POLLS, STATS, MEDIA INFO

## Weekly Media Schedule

12 Sun	13 Mon	14 Tue	15 Wed	16 Thur	17 Fri	18 Sat
vs. Vermont 3:30 p.m.   ESPN	Media: 10:30 a.m. with John Calipari (tentative)  Practice: 3 p.m. CT in Chicago	vs. Kansas 9:30 p.m.   ESPN	Player off day	Media: 2 p.m. (tentative)  Practice: 2:30 p.m.	vs. ETSU 7 p.m.   SEC Network	Practice: TBD

### UK Media Relations Staff



**Eric Lindsey**  
Associate Media Relations Director  
Cell - 859.619.0944  
Email - eric.lindsey@uky.edu



**Deb Moore**  
Associate Media Relations Director  
Cell - 859.559.5781  
Email - deb.moore@uky.edu



**Jake Most**  
Assistant Media Relations Director  
Cell - 516.996.3229  
Email - jake.most@uky.edu

### Media Information

#### CREDENTIAL REQUESTS

Requests for single-game credentials should be made as far in advance as possible and no later than five days prior to game day online at sportssystem.com/Kentucky.

#### CREDENTIAL CRITERIA

The University of Kentucky's decision to issue credentials to a media outlet for the purposes of covering a UK basketball home or away event is determined by a variety of factors. They include the following:

- Amount of coverage given to Kentucky throughout the season
- Intention/ability to cover all 22 sports at Kentucky
- Distribution/size of publication: free, subscription, sale on newsstands, website traffic, etc.
- Radio or TV station program format and size of audience
- Length of existence of the publication, amount of original copy generated, number of full-time employees of the publication and the journalistic experience of the reporter(s)
- Attendance at Kentucky media sessions, including Olympic sport opportunities
- Space availability
- Professionalism, which includes but is not limited to conduct at games, press conferences, practices, on social media, etc.

The University of Kentucky has the right to revoke credentials under its own discretion.

#### GENERAL INTERVIEW POLICIES

All interviews with University of Kentucky basketball players or staff members must be arranged through the Media Relations office. Media should never contact a player or coach directly.

The Wildcat Coal Lodge, dormitories, team locker rooms and other team quarters are private team areas. Media members are not permitted in these areas unless accompanied by appropriate university personnel.

#### PRACTICE/PRESS CONFERENCES

Other than announced exceptions, UK basketball practices are closed to the media. UK will accept requests to attend practice. All requests must be made by 10 a.m. on the day of the practice. In cases in which practices are open to the media, no cell phones are allowed in the practice facility.

Player interviews are conducted prior to practices the day before a game and will be available to all UK media in the Memorial Coliseum media room. UK will accept requests for player interviews, but they must be submitted 24 hours prior to the scheduled availability.

Coach John Calipari or an assistant coach will meet with members of the media immediately following player interviews in the Memorial Coliseum media room.

Gameday shoot-arounds are closed to the media.

#### TELEPHONE PLAYER INTERVIEWS

Telephone interviews are available to the media on a call-back basis. Individual player and coach telephone numbers will not be given to members of the media.

Players are instructed not to conduct interviews when contacted directly by telephone. The UK Media Relations office will arrange for telephone interviews at a time most convenient for the student-athlete.

Other special requests are handled on a case-by-case basis.

#### POSTGAME INTERVIEWS

Following each game, there is a 20-minute cooling-off period, during which time the players shower and dress. Approximately 10 minutes after the game ends, Coach Calipari conducts his postgame press conference while a player is taken to the UK Sports Network.

Following Coach Calipari's press conference and the cooling-off period, selected UK players are brought to the media interview room.

### The Polls

#### Associated Press Top 25

##### Preseason

1.	Duke (33)
2.	Michigan State (13)
3.	Arizona (18)
4.	Kansas (1)
5.	<b>Kentucky</b>
6.	Villanova
7.	Wichita State
8.	Florida
9.	North Carolina
10.	Southern Cal
11.	West Virginia
12.	Cincinnati
13.	Miami
14.	Notre Dame
15.	Minnesota
16.	Louisville
17.	Xavier
18.	Gonzaga
19.	Northwestern
20.	Purdue
21.	UCLA
22.	St. Mary's
23.	Seton Hall
24.	Baylor
25.	Texas A&M

**Receiving Votes:** Alabama; Virginia; Rhode Island; TCU; Providence; Missouri; Virginia Tech; Wisconsin; Butler; Texas; Oklahoma; Maryland; Nevada; Michigan; Dayton; Middle Tennessee; Ball State; SMU; Oakland; Oregon; UCF; South Carolina; Harvard

#### USA Today Coaches Poll

##### Preseason

1.	Duke (20)
2.	Michigan State (9)
3.	Kansas
4.	<b>Kentucky</b>
5.	Arizona (2)
6.	Villanova
7.	Florida
8.	Wichita State
9.	North Carolina
10.	West Virginia
11.	Southern Cal
12.	Miami
13.	Cincinnati
14.	Notre Dame
15.	Minnesota
16.	Louisville
17.	Xavier
18.	UCLA
19.	Gonzaga
20.	Northwestern
21.	Purdue
22.	St. Mary's
23.	Seton Hall
24.	Baylor
25.	Alabama

**Receiving Votes:** Texas A&M; Virginia; Butler; Missouri; TCU; Rhode Island; Providence; Wisconsin; Maryland; Oakland; Oklahoma; Michigan; Texas; Virginia Tech; Oregon; SMU; Creighton; Georgia; Georgia Tech; Harvard; Arkansas; Florida State; South Carolina; Nevada

#### Kentucky Week by Week

Preseason	5/4	Jan. 8
Nov. 13		Jan. 15
Nov. 20		Jan. 22
Nov. 27		Jan. 29
Dec. 4		Feb. 5
Dec. 11		Feb. 12
Dec. 18		Feb. 19
Dec. 25		Feb. 26
Jan. 1		March 5
		March 12
		Postseason

### Southeastern Conference Standings

Team	SEC Record	Overall Record	Games Back
Alabama	0-0 (.000)	1-0 (1.000)	0.0
Arkansas	0-0 (.000)	1-0 (1.000)	0.0
Auburn	0-0 (.000)	1-0 (1.000)	0.0
Georgia	0-0 (.000)	1-0 (1.000)	0.0
<b>Kentucky</b>	<b>0-0 (.000)</b>	<b>1-0 (1.000)</b>	<b>0.0</b>
LSU	0-0 (.000)	1-0 (1.000)	0.0
Mississippi State	0-0 (.000)	1-0 (1.000)	0.0
Missouri	0-0 (.000)	1-0 (1.000)	0.0
Ole Miss	0-0 (.000)	1-0 (1.000)	0.0
South Carolina	0-0 (.000)	1-0 (1.000)	0.0
Tennessee	0-0 (.000)	1-0 (1.000)	0.0
Texas A&M	0-0 (.000)	1-0 (1.000)	0.0
Vanderbilt	0-0 (.000)	1-0 (1.000)	0.0
Florida	0-0 (.000)	0-0 (.000)	0.0

### UK in the Rankings

#### Team Rankings

Category	Stat	SEC [NCAA]
Scoring	-	-
Scoring Defense	-	-
Scoring Margin	-	-
Free Throw %	-	-
Field Goal %	-	-
Field Goal % Def.	-	-
3-Point FG %	-	-
3-Point FG % Def.	-	-
Rebounding Off.	-	-
Rebounding Def.	-	-
Rebounding Margin	-	-
Blocks Per Game	-	-
Assists Per Game	-	-
Steals Per Game	-	-
Turnover Margin	-	-
Assist/TO Ratio	-	-
Off. Rebs. Per Game	-	-
Def. Rebs. Per Game	-	-
Def. Rebound %	-	-
Off. Rebound %	-	-
3-Point FG Per Game	-	-

#### Individual Rankings

Category/Player	Stat	SEC [NCAA]
-	-	-

### Upcoming in the SEC

#### Nov. 12-17

Contest	Time	TV Network
<b>Sunday, Nov. 12</b> Vermont at Kentucky Bucknell at Arkansas	3:30 p.m. 6 p.m.	ESPN SEC Network
<b>Monday, Nov. 13</b> Eastern Kentucky at Ole Miss Gardner-Webb at Florida Vanderbilt at Belmont Western Michigan at South Carolina Wagner at Missouri	6:30 p.m. 7 p.m. 7:30 p.m. 8 p.m.	SEC Network+ ESPN SEC Network SEC Network ESPN2
<b>Tuesday, Nov. 14</b> High Point at Tennessee USC Upstate at Georgia Lipscomb at Alabama <b>Kentucky vs. Kansas</b>	7 p.m. 7 p.m. 8 p.m. 9:30 p.m.	SEC Network+ SEC Network+ SEC Network+ ESPN
<b>Thursday, Nov. 16</b> Auburn vs. Indiana State South Carolina vs. Illinois State North Florida at Florida Missouri at Utah Samford at LSU	11:30 a.m. 11:30 a.m. 7 p.m. 8 p.m. 8 p.m.	ESPN ESPN2 SEC Network Pac-12 Network SEC Network+
<b>Friday, Nov. 17</b> Alabama A&M at Alabama <b>ETSU at Kentucky</b> Georgia State at Ole Miss Fresno State at Arkansas UC Santa Barbara at Texas A&M UNC Asheville at Vanderbilt South Carolina vs. TBD Auburn vs. TBD	7 p.m. 7 p.m. 7 p.m. 8 p.m. 8 p.m. TBD TBD	SEC Network+ SEC Network SEC Network+ SEC Network+ SEC Network+ TBD TBD

All times Eastern



# NOTES

## Honoring the Cats

### Hamidou Diallo

- Naismith Trophy Preseason Watch List
- Oscar Robertson Trophy Preseason Watch List
- Preseason All-SEC First Team (Media)
- Preseason All-SEC Second Team (Coaches)
- Jerry West Award Preseason Watch List
- Blue Ribbon College Basketball Yearbook Preseason All-American Fourth Team

### Kevin Knox

- Naismith Trophy Preseason Watch List
- Oscar Robertson Trophy Preseason Watch List
- Preseason All-SEC First Team (Coaches)
- Preseason All-SEC Second Team (Media)
- Julius Erving Award Preseason Watch List

### Nick Richards

- Kareem Abdul-Jabbar Award Preseason Watch List

### PJ Washington

- Karl Malone Award Preseason Watch List

## Tracking the Cats

### Charges Drawn

Quade Green - 1

### First Sub

Wenyen Gabriel - 1

### Shot-Clock Violations

Forced by Kentucky - 3  
Forced by Opponent - 0

## Clutch Free Throws

### Free-throw totals during a single-digit game with 5:00 to play or OT:

Player	FTs (Perct.)
Player	0-0 (.000)
Kentucky	0-0 (.000)

## Strong Second Half Lifts Kentucky to Season-Opening Win over Utah Valley

Hamidou Diallo scored 13 second-half points, a chunk of them during an 18-0 run that featured an uncharacteristic zone from the Wildcats, and No. 5/4 Kentucky shot 59.4 percent after halftime to rally past Utah Valley 73-63 on Friday night in the opener for both schools.

One of Kentucky coach John Calipari's youngest rosters since arriving in Lexington showed its inexperience by struggling on both ends and trailing 34-25 at halftime. The Wildcats emerged from the break more energetic to make the pivotal run over 3:22 with eight consecutive baskets, including back-to-back transition dunks by Diallo.

The victory marked the biggest halftime comeback (nine points) in a season opener in school history.

Diallo, a redshirt freshman guard, one of eight Kentucky newcomers, finished with 18 points. Shai Gilgeous-Alexander added 13 points, Kevin Knox 12 and Nick Richards 10.

UK's key run was an 18-0 spurt near the start of the second half that was fueled by a 2-3 zone. When John Calipari, who prefers man-to-man defense, went to the zone, the Wildcats forced four turnovers and held the Wolverines without a field goal for 4:19 of game time. That flipped a 37-25 deficit to a 43-37 Wildcat lead.

Kentucky still had to work to put away the veteran Wolverines. But it eventually built a 57-47 lead with 7:32 remaining and held off Utah Valley in the inaugural meeting between the schools. Kenneth Ogbe had 12 points and Jake Toolson added 11 for the Wolverines.

Kentucky hosts Vermont on Sunday, playing an NCAA Tournament participant as a final tuneup before facing No. 4 Kansas in Chicago on Tuesday.

- Kentucky improved to 95-19 in season openers, including 9-0 under John Calipari (no official games were played for the 1953 season). The nine straight victories in season openers is the Wildcats' longest such streak since winning 12 consecutive openers between the 1964 and 1975 seasons
- UK started the lineup of Shai Gilgeous-Alexander, Hamidou Diallo, Kevin Knox, PJ Washington and Nick Richards. It's the first time Kentucky has started five freshmen in a regular-season game since the Wildcats started freshmen Andrew Harrison, Aaron Harrison, James Young, Julius Randle and Dakari Johnson for the 2014 national championship game vs. UConn on April 7, 2014
- Calipari earned his 250th win at Kentucky and is now 250-53. He reached his 250th career win at UK faster than any other coach in school history
- Kentucky forced 20 turnovers, including 11 in the second half. UK turned that into 23 points with 20 of those 23 in the second half
- UK had 22 fast-break points while UVU had six. All but two of Kentucky's fast-break points came in the second half
- Four players (Diallo, Richards, Knox, Gilgeous-Alexander) had double-digit points in the win

## The Cal-Zone?

John Calipari isn't shy in voicing his aversion to zone defenses. The way he explains it, it doesn't hold players personally accountable like man-to-man defense does and it isn't the defense his players will have to play if they are fortunate enough to make it to the NBA.

But, as Calipari conceded after comeback victory vs. Utah Valley that was fueled by his surprising move to go to a 2-3 zone in the second half, he also has a responsibility to win, and the best way to do that with this team given its length may just be to use a zone.

It's a small sample size, but when the Wildcats went to the zone against the Wolverines, it flipped the game. UK exclusively used a 2-3 zone during a game-changing 18-0 run that flipped a 12-point deficit into a six-point UK lead it would never relinquish.

During the run, the Wildcats forced four turnovers and held Utah Valley without a field goal for 4:19 of game time. The Wildcats eventually mixed up the defense with some man defense later in the half (using both later in the game, Kentucky had another stretch of 5:34 where it held the Wolverines without a made shot), but Utah Valley couldn't crack the Wildcat D from that point forward.

Calipari, who has always entertained but never really bought into using a zone during his nine seasons at UK, admitted after the Utah Valley win that this may be the team that finally forces him to use it more.

"The issue becomes I have a responsibility to teach these kids how to play pick-and-roll defense, how to stay in front of people, man-to-man," Calipari said after the Utah Valley game. "I mean, from here on there is no more zone. I mean, they're going to have to learn. But I also have a responsibility to win, so I'll play as much as I have to, to win a game. ... Whatever this team needs, I'm going to have to do."

## Off and Running

Kentucky certainly won't ease into its 2017-18 schedule.

Beginning with a win over Utah Valley on Friday, Kentucky will open the season with three games in five days, the third of which features a titanic matchup with Kansas on Tuesday in Chicago for the State Farm Champions Classic. But at least the Wildcats will get a breather after the stretch, right? Wrong.

November as a whole is packed with games. UK will play seven games in 17 days to start the season before a small gap between the UIC (Nov. 26) and Harvard (Dec. 2) games.

## Diallo, Knox Tapped to Oscar Robertson Trophy and Naismith Trophy Watch Lists

Although just freshmen, Kentucky men's basketball players Hamidou Diallo and Kevin Knox were both on the preseason watch lists for the Oscar Robertson Trophy and the Naismith Trophy, honoring the nation's best player. The Robertson Trophy is presented annually by the U.S. Basketball Writers Association to the national player of the year, while the Naismith is presented by the Atlanta Tip Off Club and the Naismith Memorial Basketball Hall of Fame.

Knox led the Wildcats in scoring in the exhibition season with a 19.3 average in addition to 6.3 boards per game. Diallo averaged 14.7 points per game.

The Wildcats' Anthony Davis won both awards in 2012 as he led Kentucky to the national championship.

## Kentucky Picked to Win 49th SEC Title

The Kentucky men's basketball program finds itself in familiar territory under the direction of ninth-year head coach John Calipari. A select panel of media voted the Wildcats to once again win the Southeastern Conference championship. Should Kentucky achieve that standard, it would mark the sixth regular-season title under Calipari and the program's 49th overall.

It's the 13th time since the 1998-99 season the Wildcats are the overall preseason favorite. UK was picked to win the title a season ago and did not disappoint. Calipari has directed his teams to regular-season SEC crowns in 2010, 2012, 2015, 2016 and 2017.

Each school selected media members that cover their team and additional media from across the nation were selected by the conference office to comprise the voting panel. Points were compiled on a 14-13-12-11-10-9-8-7-6-5-4-3-2-1 basis. Each media member also voted for two All-SEC teams.

## UK Starts Season in Top Five

Despite losing nearly 93 percent of its scoring and almost 77 percent of its rebounding from a season ago, Kentucky began the season in the top five of both major polls. The Wildcats are No. 4 in the USA Today Coaches Poll and No. 5 in the Associated Press Top 25.

It's the ninth consecutive season under head coach John Calipari that Kentucky will begin the season ranked among the top 25 teams in the country in both polls. As a matter of fact, the Wildcats have been ranked in the preseason top five in both polls in eight of Calipari's nine seasons,



## 2017-18 Lead-Deficit Comparison

Opponent	Biggest Lead	Biggest Deficit	Biggest Run	Changes	Ties	Led	Trailed	Result
UTAH VALLEY	14 (2nd)	12 (2nd)	18-0	4	5	20:04	17:08	W, 73-63
VERMONT								
vs. Kansas								
ETSU								
TROY								
FORT WAYNE								
UIC								
HARVARD								
vs. Monmouth								
VIRGINIA TECH								
vs. UCLA								
LOUISVILLE								
GEORGIA								
at LSU								
at Tennessee								
TEXAS A&M								
at Vanderbilt								
at South Carolina								
FLORIDA								
MISSISSIPPI STATE								
at West Virginia								
VANDERBILT								
at Missouri								
TENNESSEE								
at Texas A&M								
at Auburn								
ALABAMA								
at Arkansas								
MISSOURI								
OLE MISS								
at Florida								
<b>BIGGEST/MOST</b>	<b>14</b>	<b>12</b>	<b>18-0</b>	<b>4</b>	<b>5</b>	<b>20:04</b>	<b>17:08</b>	
<b>TOTALS</b>						<b>20:04</b>	<b>17:08</b>	

including seven straight.

Seven Kentucky opponents enter the 2017-18 season ranked in one or both of the polls, including three top-10 opponents in Kansas (Nov. 14), Florida (Jan. 20, March 3) and West Virginia (Jan. 27). UK will also face nationally ranked Louisville (Dec. 29), UCLA (Dec. 23), Alabama (Feb. 17) and Texas A&M (Jan. 9, Feb. 10).

### Four Players on Hall of Fame Watch Lists

Freshmen Hamidou Diallo, Kevin Knox, Nick Richards and PJ Washington were tabbed as members of the preseason watch lists for their positional player of the year awards presented by the Naismith Memorial Basketball Hall of Fame.

Diallo is on the list for the Jerry West Award for the nation's best shooting guard. Malik Monk was the winner of the award a season ago, a first in program history. Knox was tabbed to the Julius Erving list for the best small forward. Richards is among the candidates for the Kareem Abdul-Jabbar list for the best center, and Washington is on the Karl Malone list for the best power forward.

By mid-February, each watch list of 20 players will be narrowed down to just 10. In March, five finalists will be presented to the various awards' committees and the Hall of Fame's selection committee. The winner of the 2017 positional awards will be presented at the ESPN College Basketball Awards Show in Los Angeles on April 7. Broadcast information will be released at a later date.

### Two Wildcats Selected to Preseason All-SEC Teams by Both the Media and the Coaches

Two players were selected to the preseason All-SEC squads. Freshman Hamidou Diallo was picked to the first team by the league's media and the second team by the coaches, while classmate Kevin Knox was tabbed to the second team by the media and the first team by the head coaches.

Conference play opens Dec. 30 and the 2018 SEC Tournament is set to begin March 7 at the Scottrade Center in St. Louis.

### Wildcats Banged Up

It feels like the Wildcats have already dealt with a season's worth of injuries before the regular season even began.

Three Wildcats -- Jarred Vanderbilt, Jemarl Baker and Tai Wynyard -- have all dealt with various ailments over the last month.

It was announced at the end of September that Vanderbilt would be out until at least January after suffering an injury to his left foot.

After consulting with his family and medical personnel, Vanderbilt has decided to delay surgery and re-evaluate his injury in the next couple of weeks. At that time, a decision on Vanderbilt's timetable and potential surgery will be determined.

Baker has been sidelined the last few weeks with a left knee injury. He underwent knee surgery on Oct. 27 and is expected to miss three months.

Wynyard missed the Thomas More game with a facial injury that he suffered during the Blue-White Game, but returned to action vs. Morehead State.

### Forever Young

It seems like with every John Calipari team youth is the story, but this year's team is on a whole new level.

Zero seniors. Eight freshmen. Nearly 93 percent of last season's scoring and almost 77 percent of the rebounding gone. And the leading returner, Wenyen Gabriel, averaged just 4.6 points and 4.8 rebounds a year ago. For another perspective, only Mississippi Valley State (386) and Pittsburgh (648) return fewer minutes from last season than the Wildcats (890), according to a recent survey sent to all Division I men's basketball schools.

Even for a Calipari-coached team, this team could be historically young. Entering the 2017-18 season, the average age of the Wildcats' roster is just 19.43 years old. In the same survey, only Chattanooga has reported having a younger roster with an average age of 19.31 years old.

Although all of Calipari's teams have been young, they've all had some sort of veteran presence. The 2010 team with John Wall and DeMarcus Cousins had Patrick Patterson. The 2012 national title squad featured Darius Miller. The unforgettable 2015 team that flirted with an undefeated season had Willie Cauley-Stein and Alex Poythress.

In another recent survey, Kentucky's lineup features more underclassmen without a senior on the roster than any other school in the country. The Wildcats are one of just a handful of schools without any seniors on the roster and are tied for the fewest amount of upperclassmen (juniors and seniors) with just two. It's worth noting that those upperclassmen are walk-ons.

It remains to be seen where UK stacks up to the rest of the nation experience wise in KenPom.com's annual experience rankings, but by just about any other measure, the Wildcats are one of the youngest teams in the nation yet again.



# NOTES

## CATS IN THE NBA

At the beginning of the 2017-18 season, 27 former Wildcats were on an opening-day roster, more than any other school in the country. The following listing is as of opening day.

Name	Team
Bam Adebayo	Miami Heat
Eric Bledsoe	Phoenix Suns
Devin Booker	Phoenix Suns
Willie Cauley-Stein	Sacramento Kings
DeMarcus Cousins	New Orleans Pelicans
Anthony Davis	New Orleans Pelicans
De'Aaron Fox	Sacramento Kings
Andrew Harrison	Memphis Grizzlies
Dakari Johnson	Oklahoma City Thunder
Enes Kanter	New York Knicks
Michael Kidd-Gilchrist	Charlotte Hornets
Brandon Knight	Phoenix Suns
Skal Labissiere	Sacramento Kings
DeAndre Liggins	Milwaukee Bucks
Trey Lyles	Denver Nuggets
Jodie Meeks	Washington Wizards
Darius Miller	New Orleans Pelicans
Malik Monk	Charlotte Hornets
Jamal Murray	Denver Nuggets
Nerlens Noel	Dallas Mavericks
Patrick Patterson	Oklahoma City Thunder
Alex Poythress	Indiana Pacers
Julius Randle	Los Angeles Lakers
Rajon Rondo	Sacramento Kings
Karl-Anthony Towns	Minnesota Timberwolves
Tyler Ulis	Phoenix Suns
John Wall	Washington Wizards

Several former Wildcats are among the NBA league leaders in the major statistical categories. Stats are through Nov. 9. Former UK players are in **BOLD**.

### Points Per Game

- Giannis Antetokounmpo (Bucks) - 31.9
- DeMarcus Cousins (Pelicans) - 28.2**
- Anthony Davis (Pelicans) - 27.5**
- Devin Booker (Suns) - 22.3**

### Rebounds Per Game

- Andre Drummond (Pistons) - 15.1
- DeMarcus Cousins (Pelicans) - 13.8**
- Anthony Davis (Pelicans) - 12.3**
- Karl-Anthony Towns (Timberwolves) - 11.0**
- Enes Kanter (Knicks) - 10.4**

### Assists Per Game

- Russell Westbrook (Thunder) - 10.4
- John Wall (Wizards) - 10.2**
- DeMarcus Cousins (Pelicans) - 5.0**

### Blocks Per Game

- Rudy Gobert (Jazz) - 2.55
- Anthony Davis (Pelicans) - 2.09**
- Karl-Anthony Towns (Timberwolves) - 1.82**
- John Wall (Wizards) - 1.30**

### Field-Goal Percentage

- Clint Capela (Rockets) - .694
- Enes Kanter (Knicks) - .644**
- Julius Randle (Lakers) - .607**
- Anthony Davis (Pelicans) - .557**
- Karl-Anthony Towns (Timberwolves) - .547**

### Steals Per Game

- Paul George (Thunder) - 2.55
- DeMarcus Cousins (Pelicans) - 1.67**

### Double-Doubles

- DeMarcus Cousins (Pelicans) - 11**
- Anthony Davis (Pelicans) - 9**
- Karl-Anthony Towns (Timberwolves) - 8**
- John Wall (Wizards) - 5**
- Enes Kanter (Knicks) - 4**

## Reload

With everything the Wildcats lost last season to the professional ranks and graduation, help is on the way in the form of a historic recruiting class.

The Recruiting Services Consensus Index, which tallies major recruiting rankings and plugs them into a formula to calculate a consensus ranking, not only rated UK's 2017 class the best of the season – it measures this group as the best ever.

With 582 points in its recruiting calculations, this 2017 Kentucky group beat out another Wildcat class – the 2013 haul – to claim the title as the best recruiting class ever. That 2013 group had 557 points and consisted of Julius Randle, Andrew Harrison, Aaron Harrison, Dakari Johnson, James Young, Marcus Lee and Derek Willis. The RSCI rankings began in 1998.

The 2017 class consists of Kevin Knox (No. 10), Jarred Vanderbilt (No. 13), PJ Washington (No. 14), Nick Richards (No. 18), Quade Green (No. 23), Shai Gilgeous-Alexander (No. 30), Hamidou Diallo (No. 46) and Jemarl Baker (No. 72).

The RSCI includes individual player rankings from all of the major recruiting services, which this season featured Rivals, Scout, 247Sports and longtime recruiting analyst Van Coleman. The RSCI formula uses each of those services' rankings (only the top 100) players to assign a point value to each recruit. Using the point totals for all the five major services, it then adds the totals for all players in a class for the team's final score.

UK has ranked No. 1 in the RSCI in seven of Calipari's nine classes at Kentucky.

If all five RSCI sources had counted Diallo with the 2017 class, the Wildcats' score would have been closer to 630, according to the site.

## Another Demanding Schedule

Kentucky's young team will be put to the test early and often with another formidable schedule.

Twelve of UK's 13 nonconference opponents in the upcoming season made a postseason tournament in 2017, including eight who made the NCAA Tournament. Three of those advanced to the Sweet 16 or better.

Five nonconference teams finished the 2016-17 season with an RPI in the top 50 and four ended the season in both the Associated Press Top 25 and USA Today Coaches' Poll. All told, Kentucky's 2017-18 nonconference opponents combined for a record of 314-134 in 2016-17, a .701 winning percentage.

Kentucky's nonconference schedule will see the Wildcats play in premier venues such as the United Center in Chicago (vs. Kansas) and Madison Square Garden in New York (vs. Monmouth), take them to a Big Blue Nation favorite in New Orleans (vs. UCLA), and feature a difficult trip to Morgantown, West Virginia, to play the West Virginia Mountaineers.

And that doesn't even include an arduous league schedule in what is expected to be a much-improved Southeastern Conference. Twenty-four of ESPN's top-100 recruits in the 2017 class signed to play in the SEC. The league is coming off a season in which its teams combined to go 11-5 in the NCAA Tournament and had three teams advance to the Elite Eight.

Seven UK opponents enter the 2017-18 season ranked in one or both of the major polls, including three top-10 opponents.

## Tall Order Facing These Cats

John Calipari has said before that you can teach shooting, defense and effort, among other things, but you can't teach height and you can't teach length. This group of Wildcats has both.

The average wingspan of this Kentucky team is just over 6-foot-9. Take out walk-ons Jonny David and Dillon Pulliam and the average wingspan of the scholarship players increases to more than 6-10.

Seven players on the roster have a wingspan of 7 feet or more, making this is a potentially devastating shot-blocking team.

Just in terms of pure height, the Wildcats average better than 6-6 in height. Of John Calipari's nine teams at Kentucky, only his 2009-10 and 2010-11 teams had a taller average height.

## International Cats

The Wildcats were well represented in international basketball this summer.

Hamidou Diallo, PJ Washington, Tai Wynyard and John Calipari all were part of the 2017 FIBA World Cup in Cairo. Sacha Killeya-Jones and Brad Calipari also traveled abroad this summer to play basketball.

Diallo and Washington, coached by John Calipari, captured a bronze medal for Team USA, while Wynyard was the star for the New Zealand Junior Tall Blacks.

Washington led Team USA in scoring at 12.9 points per game and added 5.1 rebounds and 2.2 assists. Diallo contributed 10.9 points, 3.9 rebounds, 2.3 assists and 1.1 steals per game. Wynyard led the Junior Tall Blacks in scoring at 14.3 points per game and rebounding with 9.3 boards per outing.

Kevin Knox made the final 16 cuts for Team USA before the roster was trimmed to 12, but he pulled his name from contention after suffering a minor hamstring injury. Shai Gilgeous-Alexander declined an invite to join the Canadian national team for its training camp.

Meanwhile, Killeya-Jones attended Great Britain's national training camp in August to compete for a spot on Great Britain's FIBA EuroBasket 2017 team, while Brad Calipari went on an international basketball trip with Global Sports Academy to Croatia. He averaged 14.3 points, 6.5 assists and 3.3 rebounds in four games.

## Measurables

### Top Wing Span

- Nick Richards - 7'5"
- PJ Washington - 7'3"
- Sacha Killeya-Jones - 7'2"
- Jarred Vanderbilt - 7'1"
- Hamido Diallo - 7'0.25"
- Kevin Knox - 7'0.25"

### Maximum Vertical

- Hamidou Diallo - 44.5"
- PJ Washington - 43.0"
- Jarred Vanderbilt - 39.5"
- Wenyen Gabriel - 37.5"
- Kevin Knox - 37.5"

### Top Hand Width

- Sacha Killeya-Jones - 11.0"
- Nick Richards - 10.5"
- PJ Washington - 10.25"
- Jarred Vanderbilt - 10.0"
- Tai Wynyard - 10.0"

### Top Reach

- Nick Richards - 9'2.50"
- Sacha Killeya-Jones - 9'2"
- Wenyen Gabriel - 9'0"
- Kevin Knox - 9'0"
- Jarred Vanderbilt - 9'0"
- Tai Wynyard - 9'0"

### No-Step Vertical

- Hamidou Diallo - 36.0"
- PJ Washington - 35.5"
- Jarred Vanderbilt - 34.0"
- Wenyen Gabriel - 32.5"
- Nick Richards - 32.0"

### 3/4 Court Sprint

- Hamidou Diallo - 3.10
- Kevin Knox - 3.22
- Jarred Vanderbilt - 3.28
- Shai Gilgeous-Alexander - 3.29
- Wenyen Gabriel - 3.32





# NOTES

- UK has averaged 11.6 wins and only 3.2 losses per season in 84 seasons in the SEC
- Kentucky has won 48 SEC titles and 30 SEC Tournament championships
- The Wildcats have won 15 of the last 25 SEC Tournament titles
- UK has won at least a share of five of the last eight SEC regular-season championships under head coach John Calipari
- Kentucky has played in the championship game of the SEC Tournament in seven of Calipari's eight seasons following its 2017 title
- The SEC was 11-5 in NCAA Tournament games in 2017 with three teams in the Elite Eight
- Six SEC teams are receiving votes in the Associated Press Top 25, a testament to the league's strength this season
- Nine SEC schools have recruiting classes that ranked in the top 40 of ESPN's 2017 national rankings. A quarter of all ESPN's top 100 players signed with SEC schools

## Hold Them to 55

Defense has always been a recipe for success for the Wildcats under John Calipari. The special ingredient: 55 points. UK is a perfect 63-0 under Calipari when holding the opponent to 55 points or fewer. The Wildcats are 147-5 under Calipari when limiting the opponent to 63 points or less.

## Wall Inducted into UK Athletics Hall of Fame

John Wall was inducted into the UK Athletics Hall of Fame as a member of the 2017 class in September.

Wall was the first national player of the year in program history as winner of the Adolph Rupp Trophy. He was named 2010 USBWA National Freshman of the Year, a Consensus First Team All-American, 2010 SEC Player of the Year by Associated Press and SEC Coaches, SEC Freshman of the Year by the AP, First Team All-SEC and SEC Tournament MVP.

Wall led UK to a No. 1 national ranking, SEC regular-season championship and the SEC Tournament championship. He set the single-season assists record with 241 assists (broken in 2016 by Tyler Ulis) and averaged 16.6 points and 6.5 assists. He was the first No. 1 overall NBA Draft pick in UK history. A four-time NBA All-Star through his first seven seasons, he has averaged double-figure scoring every season. Wall was tabbed to the All-NBA Third Team in 2017. He is the Washington franchise career leader in assists and steals.

## Best in the Bluegrass

Kentucky has been dominant against teams in the state under John Calipari. UK is 15-2 against in-state foes with Calipari at the helm.

The mark also includes an 8-2 mark vs. Louisville. Two of the victories over the Cardinals came in postseason play. UK had its four-game winning streak snapped last season, but has won all four meetings played in Rupp Arena. Louisville's two wins have come by a combined six points.

Here's a list of the meetings between the state's two premier programs since Cal took over at UK:

- Jan. 2, 2010 - UK won 71-62 at Rupp Arena
- Dec. 31, 2010 - UK won 78-63 at KFC YUM! Center
- Dec. 31, 2011 - UK won 69-62 at Rupp Arena
- March 31, 2012 - UK won 69-61 at the Superdome (NCAA Final Four in New Orleans)
- Dec. 29, 2012 - Louisville won 80-77 at KFC YUM! Center
- Dec. 28, 2013 - UK won 73-66 at Rupp Arena
- March 28, 2014 - UK won 74-69 at Lucas Oil Stadium (NCAA Sweet 16 in Indianapolis)
- Dec. 27, 2014 - UK won 58-50 at KFC YUM! Center
- Dec. 26, 2015 - UK won 75-73 at Rupp Arena
- Dec. 21, 2016 - Louisville won 73-70 at KFC YUM! Center

## Success Rate

The Wildcats received an NCAA award in the spring of 2017 for placing in the top 10 percent of all men's basketball teams in the country in the NCAA's annual Academic Progress Rate. UK scored a perfect 1,000.

It's the third straight year the men's basketball team received the award and the fourth time since 2009.

The APR provides a real-time look at a team's academic success by the progress of each student-athlete on scholarship. The APR measures academic eligibility, retention and graduation. The scores are a four-year composite, covering the 2012-13 through 2015-16 school years.

Every Division I sports team across the nation calculates its APR each academic year, similar to a report card. Scholarship student-athletes each semester earn one point for remaining eligible and one point for staying in school or graduating.

UK has received a perfect 1,000 mark in each of the last four single-year APR rates.

The NCAA cut score to compete in the 2016-17 postseason is a 930 four-year APR. Teams scoring below 930 can face consequences intended to direct additional focus on academics. Those penalties can include practice restrictions and playing-season reductions.

## UK Tops Nation with 27 Players on NBA Opening-Day Rosters

Kentucky's unprecedented success with helping players reach the NBA has surpassed a new level of extreme. At the start of the 2017-18 NBA season, a whopping 27 players on NBA opening-day rosters played and finished their college basketball careers at the Univer-

sity of Kentucky, the nation's most prolific NBA player-producing program in the country. UK's 27 players are once again far and away the most of any college basketball program. Duke is in second with 20 former players and North Carolina and Kansas each have 16 on opening-day rosters.

Of the 489 players in the NBA to start the 2017-18 season, more than 5.5 percent played and finished their college basketball careers at UK. Seven NBA teams feature multiple Wildcats.

All told, UK's 27 players are represented on 15 of the league's 30 teams. Of the 27 Wildcats on an opening-day NBA roster, head coach John Calipari has coached 25 of them. With Tyreke Evans (Memphis Grizzlies) and Derrick Rose (Cleveland Cavaliers), who played for Calipari at Memphis, Calipari has coached 27 players on 2017-18 opening-day rosters, the most of any coach.

The Wildcats also have a handful of players on the doorstep of the league in the NBA G-League, including Aaron Harrison, Mychal Mulder, Marquis Teague, Derek Willis and James Young, and several others playing professionally internationally.

Kentucky has experienced unprecedented success at putting players in the NBA under Calipari. In the eight seasons of the Calipari era, 31 players have been selected in the NBA Draft, more than any other school. Included in the recent run are 24 first-round picks, three No. 1 overall selections (Anthony Davis, Karl-Anthony Towns and John Wall), seven top-five picks and 17 lottery selections.

Using figures compiled by basketball-reference.com and spotrac.com, Calipari-coached players only (which includes Rose and Evans but not Jodie Meeks or Rajon Rondo) have amassed nearly \$1.5 billion in career NBA contracts (\$1.455 billion). In the eight seasons Calipari has been the head coach at Kentucky, his players have totaled more than \$1.09 billion in NBA contracts.

In just the 2017-18 season alone, UK players are slated to make more than \$178 million. Calipari-coached players only (which includes Rose and Evans but not Meeks or Rondo) will make more than \$177 million.

UK's growing NBA contingent is already off to a fast start to the 2017-18 season:

- According to Basketball Reference, Davis is the only player since 1983-84 to post 95-plus points and 50-plus rebounds in the first three games of a season
- DeMarcus Cousins returned to Sacramento, his former team, for the first time by recording 41 points, 23 rebounds and six assists. It is the first time a player scored at least 40 points, grabbed at least 20 rebounds and dished out at least five assists since Chris Webber did it on Jan. 5, 2001. According to NBA.com/stats, he is the first player with at least 40 points, at least 20 rebounds and at least six assists on 50-percent shooting since Bob McAdoo did it on Jan. 15, 1976
- Malik Monk became the first Charlotte rookie to score 25 or more points in a game since Michael Kidd-Gilchrist in December of 2012 when he netted 25 on Nov. 1
- In November, Devin Booker became the fourth-youngest player in league history to reach 3,000 points behind LeBron James, Kevin Durant and Carmelo Anthony
- Towns recorded his 122th double-double of his career in his 175th career game. According to Timberwolves public relations staff, in the past 35 years, only Shaquille O'Neal, Tim Duncan and David Robinson have recorded more double-doubles in their first 175 games





# KENTUCKY BY THE NUMBERS

Date	Opponent	Result	Points	Rebounds	Blocks	Steals	Assists
N.10	[5/-] UTAH VALLEY	W, 73-63	Diallo - 18 <sup>^</sup>	Gabriel - 13 <sup>^</sup>	Two with 3	Two with 4 <sup>^</sup>	Two with 4
N.12	[5/-] VERMONT						
N.14	[-/-] Kansas <sup>2</sup>						
N.17	[-/-] ETSU <sup>3</sup>						
N.20	[-/-] TROY <sup>3</sup>						
N.22	[-/-] FORT WAYNE <sup>3</sup>						
N.26	[-/-] UIC <sup>4</sup>						
D.2	[-/-] HARVARD						
D.9	[-/-] Monmouth <sup>4</sup>						
D.16	[-/-] VIRGINIA TECH						
D.23	[-/-] UCLA <sup>5</sup>						
D.29	[-/-] LOUISVILLE						
D.31	[-/-] GEORGIA*						
J.3	[-/-] at LSU*						
J.6	[-/-] at Tennessee*						
J.9	[-/-] TEXAS A&M*						
J.13	[-/-] at Vanderbilt*						
J.16	[-/-] at South Carolina*						
J.20	[-/-] FLORIDA*						
J.23	[-/-] MISSISSIPPI STATE*						
J.27	[-/-] at West Virginia <sup>6</sup>						
J.30	[-/-] VANDERBILT*						
F.3	[-/-] at Missouri*						
F.6	[-/-] TENNESSEE*						
F.10	[-/-] at Texas A&M*						
F.14	[-/-] at Auburn*						
F.17	[-/-] ALABAMA*						
F.20	[-/-] at Arkansas*						
F.24	[-/-] MISSOURI*						
F.28	[-/-] OLE MISS*						
M.3	[-/-] at Florida*						

All games in **BOLD CAPS**; Exhibition games in *italics*; \*SEC game; ^game leader

- 1 - Kentucky Cares Classic (Rupp Arena)
- 2 - Champions Classic (United Center | Chicago)
- 3 - Adolph Rupp Classic (Rupp Arena)
- 4 - CITI Sports Classic (Madison Square Garden | New York)
- 5 - CBS Sports Classic (Smoothie King Center | New Orleans)
- 6 - Big 12/SEC Challenge (WVU Coliseum | Morgantown, W.Va.)

**Times Led**                      **Times Led**                      **Times Led**                      **Times Led**                      **Times Led**

Diallo - 1                      Gabriel - 1                      Gabriel - 1                      G.-Alexander - 1                      G.-Alexander - 1  
 Richards - 1                      Knox - 1                      Knox - 1

## Kentucky Team Highs/Lows

	HIGH	LOW
Points	73 - (11/10/17)	73 - (11/10/17)
1st Half	25 - (11/10/17)	25 - (11/10/17)
2nd Half	48 - (11/10/17)	48 - (11/10/17)
FG Made	26 - (11/10/17)	26 - (11/10/17)
FG Attempted	66 - (11/10/17)	66 - (11/10/17)
FG Percentage	.394 - (11/10/17)	.394 - (11/10/17)
3P Made	5 - (11/10/17)	5 - (11/10/17)
3P Attempted	15 - (11/10/17)	15 - (11/10/17)
3P Percentage	.333 - (11/10/17)	.333 - (11/10/17)
FT Made	16 - (11/10/17)	16 - (11/10/17)
FT Attempted	23 - (11/10/17)	23 - (11/10/17)
FT Percentage	.696 - (11/10/17)	.696 - (11/10/17)
Off. Rebounds	18 - (11/10/17)	18 - (11/10/17)
Def. Rebounds	20 - (11/10/17)	20 - (11/10/17)
Total Rebounds	38 - (11/10/17)	38 - (11/10/17)
Assists	17 - (11/10/17)	17 - (11/10/17)
Steals	11 - (11/10/17)	11 - (11/10/17)
Turnovers	14 - (11/10/17)	14 - (11/10/17)
Blocks	8 - (11/10/17)	8 - (11/10/17)

## Kentucky Individual Season Highs

	High	Player	Opponent	Date
Minutes	37	Knox	Utah Valley	11/10/17
FG Made	8	Diallo	Utah Valley	11/10/17
FG Attempted	16	Diallo	Utah Valley	11/10/17
3P Made	2	Diallo	Utah Valley	11/10/17
3P Attempted	4	Three players	Utah Valley	11/10/17
FT Made	5	Knox	Utah Valley	11/10/17
FT Attempted	6	Two players	Utah Valley	11/10/17
Off. Rebounds	6	Gabriel	Utah Valley	11/10/17
Def. Rebounds	7	Gabriel	Utah Valley	11/10/17
Total Rebounds	13	Gabriel	Utah Valley	11/10/17
Assists	4	Two players	Utah Valley	11/10/17
Blocks	3	Two players	Utah Valley	11/10/17
Points	18	Diallo	Utah Valley	11/10/17
Steals	4	Two players	Utah Valley	11/10/17



# MISCELLANEOUS STATS

## Team Leaders

NO.	NAME	GAME LEADERS					GAMES WITH							
		PTS.	REBS.	BLKS.	ASSTS.	STLS.	10+ PTS	20+ PTS	10+REBS	3+ASSTS	3+BLKS	3+STLS	3+3's	DOUBLE-DOUBLE
0	Quade Green	-	-	-	-	-	-	-	-	-	-	-	-	-
1	Sacha Killeya-Jones	-	-	(3)	-	-	(1)	-	-	-	-	-	-	-
2	Jarred Vanderbilt	-	-	-	-	-	-	-	-	-	-	-	-	-
3	Hamidou Diallo	1 (1)	-	-	-	-	1 (1)	-	-	1 (1)	-	-	-	-
4	Nick Richards	-	-	1 (1)	-	-	1 (1)	-	-	1 (1)	-	-	-	-
5	Kevin Knox	-	-	-	1 (1)	1 (1)	1 (1)	-	-	1 (1)	-	1 (1)	-	-
10	Jonny David	-	-	-	-	-	-	-	-	-	-	-	-	-
12	Brad Calipari	-	-	(1)	-	-	-	-	-	-	-	-	-	-
13	Jemarl Baker	-	-	-	-	-	-	-	-	-	-	-	-	-
14	Tai Wynyard	-	-	-	-	-	-	-	-	-	-	-	-	-
22	Shai Gilgeous-Alexander	-	-	-	1 (1)	1 (1)	1 (1)	-	-	1 (1)	-	1 (1)	-	-
25	PJ Washington	-	-	-	-	-	-	-	-	-	-	-	-	-
30	Dillon Pulliam	-	-	-	-	-	-	-	-	-	-	-	-	-
32	Wenyen Gabriel	(1)	1 (9)	1 (12)	-	(2)	(7)	(1)	(2)	1 (4)	(1)	(3)	(1)	(1)

*Career Total in (Parentheses)*

## Starting Lineups

Guard	Guard	G/F	Forward	Forward	Games	W-L
G.Alexander	Diallo	Knox	Washington	Richards	1	1-0

Starter	Games Started	Wins	Losses
Diallo	1	1	0
Gilgeous-Alexander	1	1	0
Knox	1	1	0
Richards	1	1	0
Washington	1	1	0

## Streaks

Overall	Won 1
Unranked AP teams anywhere	Won 13
Ranked AP teams anywhere	Lost 1
Home	Won 6
Home SEC	Won 28
Home non-SEC	Won 1
Home AP unranked non-SEC	Won 36
Home AP ranked teams	Won 1
Home AP unranked teams	Won 46
Road	Won 4
Road SEC	Won 4
Road AP ranked teams	Lost 3
Road AP unranked teams	Won 4
Neutral	Lost 1
Neutral AP ranked teams	Lost 1
Neutral AP unranked teams	Won 9

## Win-Loss Margins

Margin	Games Won	Games Lost
1	1	0
2	0	0
3	0	0
4	0	0
5	0	0
6	0	0
7	0	0
8	0	0
9	0	0
10	1	0
11	0	0
12	0	0
13	0	0
14	0	0
15	0	0
16	0	0
17	0	0
18	0	0
19	0	0
20	0	0
21	0	0
22	0	0
23	0	0
24	0	0
25+	0	0

Active Consecutive Made Starts	
Diallo	1
Gilgeous-Alexander	1
Knox	1
Richards	1
Washington	1

Active Consecutive Made Free Throws	
Quade Green	4
Jonny David	2
Shai Gilgeous-Alexander	2
Kevin Knox	2
PJ Washington	2

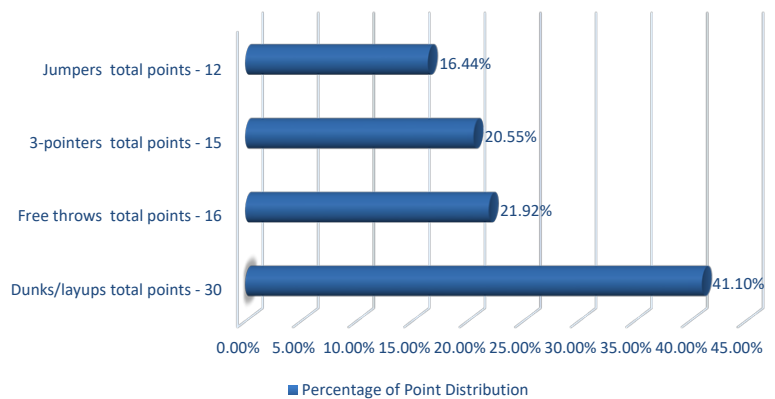
Active Consecutive Games with a 3-Pointer	
Hamidou Diallo	1
Wenyen Gabriel	1
Shai Gilgeous-Alexander	1
Kevin Knox	1

## Kentucky's Record When

KENTUCKY RECORD	ALL	SEC	KENTUCKY RECORD	ALL	SEC
Leading at halftime:	0-0	0-0	On CBS:	0-0	0-0
Tied at the half:	0-0	0-0	On ESPN/ESPN2/ESPNU:	0-0	0-0
Trailing at halftime:	1-0	0-0	On Fox Sports1:	0-0	0-0
Shoot > 50%:	0-0	0-0	On SEC Network/(+):	1-0	0-0
Shoot < 50%:	1-0	0-0	On FSN:	0-0	0-0
Shoot higher % than opp.:	0-0	0-0	vs. SEC at Home:	0-0	0-0
Shoot lower % than opp.:	1-0	0-0	vs. SEC on Road:	0-0	0-0
Opp. shoot worse than 50%:	1-0	0-0	Games vs. AP ranked opp.:	0-0	0-0
Opp. shoot 50% or higher:	0-0	0-0	Games following a loss:	0-0	0-0
Score less than 60 points:	0-0	0-0	Games following a win:	0-0	0-0
Score 60-69 points:	0-0	0-0	More points in the paint:	0-0	0-0
Score 70-79 points:	1-0	0-0	Fewer/Same points in the paint:	1-0	0-0
Score 80-89 points:	0-0	0-0	More bench points than opp.:	1-0	0-0
Score 90-99 points:	0-0	0-0	Fewer or same bench pts.:	0-0	0-0
Score 100+ points:	0-0	0-0	More 2nd-chance points:	1-0	0-0
Opp. score less than 60 pts.:	0-0	0-0	Fewer or same 2nd chance pts.:	0-0	0-0
Opp. score 60-69 pts.:	1-0	0-0	More or same points off TOs:	1-0	0-0
Opp. score 70-79 pts.:	0-0	0-0	Fewer points off TOs:	0-0	0-0
Opp. score 80-89 points:	0-0	0-0	On Monday:	0-0	0-0
Opp. score 90-99 points:	0-0	0-0	On Tuesday:	0-0	0-0
Opp. score 100+ points:	0-0	0-0	On Wednesday:	0-0	0-0
Outrebounded opponent:	0-0	0-0	On Thursday:	0-0	0-0
Outrebounded by opponent:	1-0	0-0	On Friday:	1-0	0-0
Equal number of rebounds:	0-0	0-0	On Saturday:	0-0	0-0
Fewer turnovers than opp.:	1-0	0-0	On Sunday:	0-0	0-0
Same turnovers as opp.:	0-0	0-0	In November:	1-0	0-0
More turnovers than opp.:	0-0	0-0	In December:	0-0	0-0
Make 8 or more 3-pointers:	0-0	0-0	In January:	0-0	0-0
Make 7 or fewer 3-pointers:	1-0	0-0	In February:	0-0	0-0
Games decided by 5 or fewer:	0-0	0-0	In March:	0-0	0-0
Overtime games:	0-0	0-0	In April:	0-0	0-0

## How the Cats are Scoring

### Percentage of Point Distribution



## Dunk Tracker

Player	Dunks in 2017-18	Dunks in Career
Wenyen Gabriel	-	5
Sacha Killeya-Jones	-	4
Hamidou Diallo	3	3
Shai Gilgeous-Alexander	1	1
Kevin Knox	1	1

## Fast Facts

Shooting Percentage	.394
Avg. Assists Per Game	17.0
Points Off Turnovers	23.0
Second-Chance Points	10.0
Points in the Paint	34.0
Fast Break Points	20.0
Bench Points	15.0
Points Per Possession	1.032
Avg. Time of Possession	N/A

## How UK Scored Its First Points

Player	Dunk/Layup	Jumper	3PT	FT
Nick Richards	1	-	-	-



# THE LAST TIME ...

## INDIVIDUALS

### SCORING

**Scored 25 points:** De'Aaron Fox (39) vs. UCLA, 3/24/17  
**Scored 30 points:** De'Aaron Fox (39) vs. UCLA, 3/24/17  
**Scored 35 points:** De'Aaron Fox (39) vs. UCLA, 3/24/17  
**Scored 40 points:** Malik Monk (47) vs. North Carolina, 12/17/16  
**Scored 45 points:** Malik Monk (47) vs. North Carolina, 12/17/16  
**Scored 50 points:** Jodie Meeks (54) at Tennessee, 1/13/09  
**Two players had 20 points:** De'Aaron Fox (39), Malik Monk (21), vs. UCLA, 3/24/17  
**Three players had 20 points:** DeMarcus Cousins (27)/John Wall (21)/Patrick Patterson (20) vs. Sam Houston State, 11/19/09  
**Two players had 30 points:** Patrick Patterson (33) and Jodie Meeks (32) vs. Tennessee State, 12/22/08  
**Scored 20 points in two straight games:** De'Aaron Fox (2) 3/10/17 - 3/11/17  
**Scored 20 points in three straight games:** Malik Monk (4) 11/23/16 - 12/3/16  
**Scored 20 points in four straight games:** Malik Monk (4) 11/23/16 - 12/3/16  
**Scored 20 points in five straight games:** Jamal Murray (12) 2/2/16 - 3/12/16  
**Scored 20 points in six straight games:** Jamal Murray (12) 2/2/16 - 3/12/16  
**Scored 20 points in seven straight games:** Jamal Murray (12) 2/2/16 - 3/12/16  
**Scored 20 points in eight straight games:** Jamal Murray (12) 2/2/16 - 3/12/16  
**Scored 20 points in nine straight games:** Jamal Murray (12) 2/2/16 - 3/12/16  
**Scored 20 points in 10 straight games:** Jamal Murray (12) 2/2/16 - 3/12/16  
**Scored 20 points in 11 straight games:** Jamal Murray (12) 2/2/16 - 3/12/16  
**Scored 20 points in 12 straight games:** Jamal Murray (12) 2/2/16 - 3/12/16  
**Scored 20 points in 15 straight games:** Dan Issel (18) 12/1/69 - 2/7/70  
**Scored 25 points in three straight games:** Tayshaun Prince (3) 3/11/01-3/17/01  
**Scored 30 points in two straight games:** Jodie Meeks vs. Appalachian State (46) 12/20/08; vs. Tennessee State (32) 12/22/08  
**Scored 30 points in three straight games:** Dan Issel (6) 2/14/70 - 3/2/70  
**Scored in double figures in 10 straight games:** De'Aaron Fox (12) 2/14/17-3/26/17  
**Scored in double figures in 15 straight games:** Malik Monk (30) 11/11/16-2/28/17  
**Scored in double figures in 20 straight games:** Malik Monk (30) 11/11/16-2/28/17  
**Scored in double figures in 25 straight games:** Malik Monk (30) 11/11/16-2/28/17  
**Scored in double figures in 30 straight games:** Malik Monk (30) 11/11/16-2/28/17  
**Scored in double figures in 33 straight games:** Jamal Murray (34) 11/17/15 - 3/19/16  
**Scored in double figures in 34 straight games:** Jamal Murray (34) 11/17/15 - 3/19/16  
**Scored in double figures in 35 straight games:** Kenny Walker (36) 11/14/85 - 3/22/86  
**Five players scored in double figures:** Bam Adebayo (13), De'Aaron Fox (13), Isaac Humphries (12), Malik Monk (12), Dominique Hawkins (10) vs. North Carolina, 3/26/17  
**Six players scored in double figures:** Malik Monk (23), Isaiah Briscoe (20), De'Aaron Fox (14), Bam Adebayo (12), Derek Willis (11), Wenyen Gabriel (10) vs. Arizona State, 11/28/16  
**Seven players scored in double figures:** Randolph Morris (17), Kelenna Azubuike (15), Patrick Sparks (14), Chuck Hayes (12), Rajon Rondo (11), Ravi Moss (10) and Ramel Bradley (10) vs. Mississippi State 2/19/05,  
**Four players with 15 or more points:** Malik Monk (26), De'Aaron Fox (16), Bam Adebayo (15), Wenyen Gabriel (15) vs. UT Martin, 11/25/16

### DOUBLE-DOUBLES

**Double-double:** Bam Adebayo, (13 points, 10 rebounds) vs. Wichita State, 3/19/17  
**Triple-double:** Isaiah Briscoe (19 points, 11 rebounds, 10 assists) at Ole Miss, 12/29/16

**20-10 (rebs) game:** Bam Adebayo (22 points, 15 rebounds) at Missouri, 2/21/17  
**20-10 (assts) game:** De'Aaron Fox (24 points, 10 assists) vs. North Carolina, 12/17/16  
**20-15 game:** Bam Adebayo (22 points, 15 rebounds) at Missouri, 2/21/17  
**30-10 game:** Tayshaun Prince (33 points, 11 rebounds) vs. Tennessee State, 12/22/98  
**Back-to-back 20-10 games:** Julius Randle (3) 11/8/13 - 11/10/13  
**Three straight 20-10 games:** Julius Randle (3) 11/8/13 - 11/12/13  
**Double-double in points and rebs.:** Bam Adebayo, (13 points, 10 rebounds) vs. Wichita State, 3/19/17  
**Double-double in points and assists:** Isaiah Briscoe (19 points, 10 assists) at Ole Miss, 12/29/16  
**Double-double in points and blocks:** Never  
**Double-double in points and steals:** Never  
**Double-double in two consecutive games:** Bam Adebayo (15 pts, 18 rebs) vs. NKU, (3/17/17), (13 pts, 10 rebs) vs. Wichita State, 3/19/17  
**Double-double in three consecutive games:** - Julius Randle (19p, 15r) vs. Kansas State, 3/21/14; (13 p, 10 r), vs. Wichita State, 3/23/14; (15 p, 12 r), vs. Louisville, 3/28/14; (16 p, 11 r), vs. Michigan, 3/30/14  
**Double-double in four consecutive games:** Julius Randle (19p, 15r) vs. Kansas State, 3/21/14; (13 p, 10 r), vs. Wichita State, 3/23/14; (15 p, 12 r), vs. Louisville, 3/28/14; (16 p, 11 r), vs. Michigan, 3/30/14  
**Double-double in five consecutive games:** Julius Randle (14p, 10r) at Arkansas, (2/27/14); (10p, 15r) at South Carolina (3/1/14); (12 p, 11 r) vs. Alabama, (3/4/14); (16 p, 10 r) at Florida, (3/8/14); (17 p, 16 r) vs. LSU, (3/14/14); (12 p, 11 r) vs. Georgia, (3/15/14)  
**Double-double in six consecutive games:** Julius Randle (14p, 10r) at Arkansas, (2/27/14); (10p, 15r) at South Carolina (3/1/14); (12 p, 11 r) vs. Alabama, (3/4/14); (16 p, 10 r) at Florida, (3/8/14); (17 p, 16 r) vs. LSU, (3/14/14); (12 p, 11 r) vs. Georgia, (3/15/14)  
**Double-double in seven consecutive games:** Julius Randle (7) 11/18/13-11/27/13  
**Double-double in 10 consecutive games:** Jim Andrews, 1972-73 season  
**Two players record double-doubles:** De'Aaron Fox (16 points, 11 assists), Wenyen Gabriel (10 points, 10 rebounds) vs. Cleveland State, 11/23/16  
**Three players record double-doubles:** DeMarcus Cousins (19 pts, 14 rebs)/Patrick Patterson (19 pts, 10 rebs)/John Wall (18 pts, 10 rebs) at Mississippi State, 2/16/10  
**Four players record double-doubles:** Jack Givens (30 pts, 13 rebs)/Kyle Macy (16 pts, 10 assts)/Mike Phillips (22 pts, 18 rebs)/Rick Robey (23 pts, 13 rebs) vs. Southern Methodist, 11/26/77  
**Five players record double-doubles:** Never

### FIELD GOALS

**Made 12 FG in a game:** De'Aaron Fox (13) vs. UCLA, 3/24/17  
**Made 15 FG in a game:** Malik Monk (18) vs. North Carolina, 12/17/16  
**Made 16 FG in a game:** Malik Monk (18) vs. North Carolina, 12/17/16  
**Made 17 FG in a game:** Malik Monk (18) vs. North Carolina, 12/17/16  
**Made 18 FG in a game:** Malik Monk (18) vs. North Carolina, 12/17/16  
**Made 19 FG in a game:** Dan Issel (19) vs. Alabama, 2/23/70  
**Made 20 FG in a game:** Dan Issel (23) vs. Ole Miss, 2/7/70  
**Made 21 FG in a game:** Dan Issel (23) vs. Ole Miss, 2/7/70  
**Made 22 FG in a game:** Dan Issel (23) vs. Ole Miss, 2/7/70  
**Made 23 FG in a game:** Dan Issel (23) vs. Ole Miss, 2/7/70  
**Attempted 17 FG in a game:** De'Aaron Fox (20), Malik Monk (17) vs. UCLA, 3/24/17  
**Attempted 18 FG in a game:** De'Aaron Fox (20) vs. UCLA, 3/24/17  
**Attempted 19 FG in a game:** De'Aaron Fox (20) vs. UCLA, 3/24/17  
**Attempted 20 FG in a game:** De'Aaron Fox (20) vs. UCLA, 3/24/17  
**Attempted 25 FG in a game:** Malik Monk (28) vs. North Carolina, 12/17/16

### 3-POINTERS

**Made 5 3-pointers in a game:** Malik Monk (5) vs. Florida, 2/25/17  
**Made 6 3-pointers in a game:** Malik Monk (7) vs. Georgia, 1/31/17

**Made 7 3-pointers in a game:** Malik Monk (7) vs. Georgia, 1/31/17  
**Made 8 3-pointers in a game:** Malik Monk (8) vs. North Carolina, 12/17/16  
**Made 9 3-pointers in a game:** Jodie Meeks (10) at Tennessee, 1/13/09  
**Made 10 3-pointers in a game:** Jodie Meeks (10) at Tennessee, 1/13/09  
**Made 11 3-pointers in a game:** Never  
**Attempted 10 3-pointers in a game:** Malik Monk (11) vs. Georgia, 1/31/17  
**Attempted 15 3-pointers in a game:** Jodie Meeks (15) at Tennessee, 1/13/09  
**Attempted 16 3-pointers in a game:** Derrick Miller (16) vs. LSU 2/15/90  
**Attempted 17 3-pointers in a game:** Derrick Miller (19) vs. Kansas 12/6/89  
**Attempted 18 3-pointers in a game:** Derrick Miller (19) vs. Kansas 12/6/89  
**Attempted 19 3-pointers in a game:** Derrick Miller (19) vs. Kansas 12/6/89  
**Made a 3-pointer in 10 straight games:** Malik Monk (12), 1/21/17-2/28/17  
**Made a 3-pointer in 15 straight games:** Jamal Murray (36), 11/13/15 - 3/19/16, Derek Willis (17), 1/12/16 - 3/17/16  
**Made a 3-pointer in 20 straight games:** Jamal Murray (36), 11/13/15 - 3/19/16  
**Made a 3-pointer in 30 straight games:** Jamal Murray (36), 11/13/15 - 3/19/16  
**Made two 3-pointers in 10 straight games:** Jamal Murray (17), 1/23/16 - 3/17/16  
**Made three 3-pointers in 10 straight games:** Gerald Fitch (20) 1/14/03 - 3/23/03  
**Made three 3-pointers in 15 straight games:** Gerald Fitch (20) 1/14/03 - 3/23/03  
**Made three 3-pointers in 20 straight games:** Gerald Fitch (20) 1/14/03 - 3/23/03  
**Made three 3-pointers in 25 straight games:** Keith Bogans (29) 3/14/02 - 2/26/03

### FREE THROWS

**Made 8 FT in a game:** De'Aaron Fox (13) vs. UCLA, 3/24/17  
**Made 9 FT in a game:** De'Aaron Fox (13) vs. UCLA, 3/24/17  
**Made 10 FT in a game:** De'Aaron Fox (13) vs. UCLA, 3/24/17  
**Made 11 FT in a game:** De'Aaron Fox (13) vs. UCLA, 3/24/17  
**Made 12 FT in a game:** De'Aaron Fox (13) vs. UCLA, 3/24/17  
**Made 13 FT in a game:** De'Aaron Fox (13) vs. UCLA, 3/24/17  
**Made 14 FT in a game:** Tyler Ulis (14) at Arkansas, 1/21/16  
**Made 15 FT in a game:** Rodrick Rhodes (16) vs. Ole Miss 1/18/95  
**Made 16 FT in a game:** Rodrick Rhodes (16) vs. Ole Miss 1/18/95  
**Made 17 FT in a game:** Dwight Anderson (18) vs. Mississippi State 2/12/79  
**Made 18 FT in a game:** Dwight Anderson (18) vs. Mississippi State 2/12/79  
**Attempted 10 FT in a game:** De'Aaron Fox (15), vs. UCLA, 3/24/17  
**Attempted 15 FT in a game:** De'Aaron Fox (15), vs. UCLA, 3/24/17  
**Attempted 20 FT in a game:** Heshimu Evans (20) vs. Ole Miss 3/5/99

### REBOUNDS

**15 Rebs:** Bam Adebayo (18) vs. Northern Kentucky, 3/17/17  
**16 Rebs:** Bam Adebayo (18) vs. Northern Kentucky, 3/17/17  
**17 Rebs:** Bam Adebayo (18) vs. Northern Kentucky, 3/17/17  
**18 Rebs:** Bam Adebayo (18) vs. Northern Kentucky, 3/17/17  
**19 Rebs:** Michael Kidd-Gilchrist (19) vs. Louisville, 12/31/11  
**20 Rebs:** Jared Prickett (20) vs. Arkansas 2/9/94  
**25 Rebs:** Mike Phillips (28) vs. Tennessee 1/10/76  
**30 Rebs:** Cotton Nash (30) vs. Ole Miss 2/8/64  
**34 Rebs:** Bob Burrow (34) vs. Temple 12/10/55  
**10+ Rebs in three consecutive games:** Julius Randle (4) 3/21/14 - 3/30/14  
**10+ Rebs in four consecutive games:** Julius Randle (4) 3/21/14 - 3/30/14  
**10+ Rebs in five consecutive games:** Julius Randle (10) 2/12/14 - 3/15/14  
**10+ Rebs in six consecutive games:** Julius Randle (10) 2/12/14 - 3/15/14  
**10+ Rebs in seven consecutive games:** Julius Randle (10) 2/12/14 - 3/15/14  
**10+ rebs in eight consecutive games:** Julius Randle (10) 2/12/14 - 3/15/14



# THE LAST TIME ...

**10+ rebs in nine consecutive games:** Julius Randle (10) 2/12/14 - 3/15/14  
**10+ rebs in 10 consecutive games:** Julius Randle (10) 2/12/14 - 3/15/14  
**Two players had 10 rebounds:** Derek Willis (11) and Bam Adebayo (10) vs. Georgia, 3/10/17  
**Three players had 10 rebounds:** Michael Kidd-Gilchrist (19), Terrence Jones (11), Anthony Davis (10) vs. Louisville, 12/31/11

## ASSISTS

**6 assists:** Isaiah Briscoe (8) vs. North Carolina, 3/26/17  
**7 assists:** Isaiah Briscoe (8) vs. North Carolina, 3/26/17  
**8 assists:** Isaiah Briscoe (8) vs. North Carolina, 3/26/17  
**9 assists:** Isaiah Briscoe (11) at Ole Miss, 12/29/16  
**10 assists:** Isaiah Briscoe (11) at Ole Miss, 12/29/16  
**11 assists:** Isaiah Briscoe (11) at Ole Miss, 12/29/16  
**12 assists:** De'Aaron Fox (12) vs. Stephen F. Austin, 11/11/16  
**13 assists:** Tyler Ulis (14) vs. LSU, 3/5/16  
**14 assists:** Tyler Ulis (14) vs. LSU, 3/5/16  
**15 assists:** John Wall (16) vs. Hartford, 12/29/09  
**16 assists:** John Wall (16) vs. Hartford, 12/29/09  
**5+ assists in four consecutive games:** De'Aaron Fox (6) 11/15/16 - 12/3/16  
**8+ assists in two consecutive games:** De'Aaron Fox (2) 11/25/16 - 12/3/16

## BLOCKS

**4 blocks:** Derek Willis (4) vs. Georgia, 3/10/17  
**5 blocks:** Skal Labissiere (6) vs. Stony Brook, 3/17/16  
**6 blocks:** Skal Labissiere (6) vs. Stony Brook, 3/17/16  
**7 blocks:** Karl-Anthony Towns (7) vs. Vanderbilt, 1/20/15  
**8 blocks:** Willie Cauley-Stein (9) vs. Boise State, 12/10/13  
**9 blocks:** Willie Cauley-Stein (9) vs. Boise State, 12/10/13  
**10 blocks:** Nerlens Noel (12) at Ole Miss, 1/29/13  
**11 blocks:** Nerlens Noel (12) at Ole Miss, 1/29/13  
**12 blocks:** Nerlens Noel (12) at Ole Miss, 1/29/13

## STEALS

**4 steals:** Kevin Knox (4), Shai Gilgeous-Alexander vs. Utah Valley, 11/10/17  
**5 steals:** Malik Monk (5) vs. UCLA, 12/3/16  
**6 steals:** Tyler Ulis (6) vs. Ole Miss, 1/2/16  
**7 steals:** Rajon Rondo (8) vs. Mississippi State, 2/19/05  
**8 steals:** Rajon Rondo (8) vs. Mississippi State, 2/19/05

## MINUTES

**Played every minute:** Isaiah Briscoe (45) vs. Georgia, 1/31/17  
**Played 40+ minutes:** Malik Monk (44), Isaiah Briscoe (45) vs. Georgia, 1/31/17  
**Played more than 50 minutes:** Patrick Patterson (50) vs. Vanderbilt, 1/12/08

## FOULS

**Fouled out:** Derek Willis vs. Georgia, 3/10/17  
**Two players fouled out:** Isaiah Briscoe and Alex Poythress at Florida, 3/1/16  
**Three players fouled out:** Skal Labissiere, Marcus Lee, Alex Poythress, Derek Willis at Kansas, 1/30/16  
**Four players fouled out:** Skal Labissiere, Marcus Lee, Alex Poythress, Derek Willis at Kansas, 1/30/16  
**Technical foul:** John Calipari vs. Vanderbilt, 2/28/17

## TEAM

### STARTS

**Started four freshmen:** Kevin Knox, Shai Gilgeous-Alexander, Hamidou Diallo, Nick Richards, PJ Washington vs. Utah Valley, 11/10/17  
**Started five freshmen:** Kevin Knox, Shai Gilgeous-Alexander, Hamidou Diallo, Nick Richards, PJ Washington vs. Utah Valley, 11/10/17

## SCORING

**Scored 90 or more points:** 92 vs. LSU, 2/7/17 (W, 92-85)  
**Scored 90 or more points (SEC game):** 92 vs. LSU, 2/7/17 (W, 92-85)  
**Scored 100 or more points:** 100 vs. Texas A&M, 1/3/17 (W, 100-58)  
**Scored 100 or more points (SEC game):** 100 vs. Texas A&M, 1/3/17 (W, 100-58)  
**Scored 110 or more points:** 115 vs. Arizona State, 11/28/16 (W, 115-69)  
**Scored 110 or more points (SEC game):** 110 vs. Auburn,

2/21/15 (W, 110-75)  
**Scored 120 or more points:** 120 vs. Vanderbilt, 2/7/96 (W, 120-81)  
**Scored 120 or more points (SEC game):** 120 vs. Vanderbilt, 2/7/96 (W, 120-81)  
**Scored 130 or more points:** 143 vs. Georgia, 2/27/56 (W, 143-66)  
**Scored 140 or more points:** 143 vs. Georgia, 2/27/56 (W, 143-66)  
**Scored 150 or more points:** Never  
**Scored less than 50 points:** 48 vs. Vanderbilt, 3/15/13 (L, 64-48)  
**Scored 100 points in two consecutive games:** vs. Cleveland State (11/23/16), vs. UT Martin (11/25/16), vs. Arizona State (11/28/16)  
**Scored 100 Points in three consecutive games:** vs. Cleveland State (11/23/16), vs. UT Martin (11/25/16), vs. Arizona State (11/28/16)  
**Scored 100 points in consecutive SEC games:** 2/27/56-3/3/56

## OPPONENT SCORING

**Allowed 90 or more points:** 100 vs. North Carolina, 12/17/16 (W, 103-100)  
**Allowed 90 or more points (SEC game):** 90 by Georgia, 3/4/09 (L, 90-85)  
**Allowed 100 or more points:** 100 vs. North Carolina, 12/17/16 (W, 103-100)  
**Allowed 100 or more points (SEC game):** 101 by Arkansas, 2/10/93 (L, 101-94)  
**Allowed less than 50 points:** 48 vs. Michigan State, 11/15/16 (W, 69-48)  
**Allowed less than 50 points (SEC game):** 48 vs. Georgia, 2/9/16 (W, 82-48)

## SHOOTING PERCENTAGES

**Shot 70% from the field:** .722 vs. Mississippi St., 2/15/86  
**Shot 65% from the field:** .677 vs. LIU Brooklyn, 11/23/12  
**Shot 30% or less from the field:** .281 at Texas A&M (1/10/15)  
**Allowed 50% shooting:** .527 vs. UCLA, 3/24/17  
**Allowed 60% shooting:** .640 by Florida, 3/4/07  
**Allowed 20% or less shooting:** .197 by Montana State, 11/23/14 (12-61)  
**Allowed 30% or less shooting:** .263 by Stony Brook, 3/17/16 (20-76)  
**Held opponent to zero 3-pointers:** at Auburn, 1/19/13 (0-15)

## FREE THROWS

**Shot 90% or better from FT line:** 90.0 (9-10) vs. Wisconsin (4/4/15)  
**Shot 100% from FT Line:** 11-11 vs. Florida, 2/7/12  
**Shot 50% or less from FT line:** .435 (10-23) at Vanderbilt, 2/27/16  
**Attempted 40 FT:** vs. Arkansas (40), 1/7/17  
**Attempted five or less FT:** vs. South Carolina (4) 1/21/06  
**Made 30 FT:** 30 vs. Auburn, 3/14/15 (30-35)

## 3-POINTERS

**Hit 10 3-pointers:** 10 vs. UCLA, 3/24/17 (10-23)  
**Hit 11 3-pointers:** 11 vs. Tennessee, 2/14/17 (11-25)  
**Hit 12 3-pointers:** 13 vs. Texas A&M, 1/3/17 (13-25)  
**Hit 13 3-pointers:** 13 vs. Texas A&M, 1/3/17 (13-25)  
**Hit 14 3-pointers:** 15 vs. Georgia, 3/1/12 (15-27)  
**Hit 15 3-pointers:** 15 vs. Georgia, 3/1/12 (15-27)  
**Hit 16 3-pointers:** 16 vs. UNC-Asheville, 12/23/96 (16-33)  
**Hit 17 3-pointers:** 20 vs. LSU, 3/4/95 (20-35)  
**Hit 18 3-pointers:** 20 vs. LSU, 3/4/95 (20-35)  
**Hit 19 3-pointers:** 20 vs. LSU, 3/4/95 (20-35)  
**Hit 20 3-pointers:** 20 vs. LSU, 3/4/95 (20-35)  
**Hit 21 3-pointers:** 21 vs. North Carolina, 12/27/89 (21-48)  
**Hit 22 3-pointers:** Never

## SCORING MARGINS

**Won game by 50 points or more:** 58 vs. Montana State (W, 86-28) 11/23/14  
**Won game by 60 points or more:** 62 vs. Vanderbilt (W, 106-44) 3/5/03  
**Won game by 70 points or more:** 74 vs. Tennessee-Martin (W, 124-50) 11/26/94  
**Lost game by 30 points or more:** 30 at Tennessee (L, 88-58) 2/16/13  
**Lost game by 40 points or more:** 41 at Vanderbilt (L, 93-52) 2/12/08  
**Lost game by 50 points or more:** 55 at Kansas (L, 150-95) 12/9/89  
**Lost game by 60 points or more:** 70 vs. Central (L, 87-17) 1/28/1910

**Lost game by 70 points or more:** 70 vs. Central (L, 87-17) 1/28/1910  
**Game decided by one point:** vs. Wisconsin, 4/5/14 (W, 74-73)  
**Game decided by two points:** vs. North Carolina, 3/26/17 (L, 75-73)  
**Game decided by three points:** vs. Wichita State, 3/19/17 (W, 65-62)  
**Two consecutive games decided by one point:** vs. North Carolina (W, 73-72) 12/3/11 and at Indiana (L, 73-72) 12/10/11  
**Three consecutive games decided by one point:** Never  
**Two consecutive games decided by two points:** at Ole Miss (L, 71-69) 2/1/11 and Florida (L, 70-68) 2/5/11

**Came back from 10-point deficit for win:** W, 73-62 vs. Utah Valley (11/10/17); Trailed by 12 at 37-25 (19:26 in 2nd)  
**Came back from 11-point deficit for win:** W, 73-62 vs. Utah Valley (11/10/17); Trailed by 12 at 37-25 (19:26 in 2nd)  
**Came back from 12-point deficit for win:** W, 73-62 vs. Utah Valley (11/10/17); Trailed by 12 at 37-25 (19:26 in 2nd)  
**Came back from 13-point deficit for win:** W, 71-63 at Texas A&M (3/4/17); Trailed by 15 at 19-4 (12:09 in 1st)  
**Came back from 14-point deficit for win:** W, 71-63 at Texas A&M (3/4/17); Trailed by 15 at 19-4 (12:09 in 1st)  
**Came back from 15-point deficit for win:** W, 71-63 at Texas A&M (3/4/17); Trailed by 15 at 19-4 (12:09 in 1st)  
**Came back from 16-point deficit for win:** W, 73-67 vs. Vanderbilt (2/28/17); Trailed by 19 at 25-6 (8:03 in 1st)  
**Came back from 17-point deficit for win:** W, 73-67 vs. Vanderbilt (2/28/17); Trailed by 19 at 25-6 (8:03 in 1st)  
**Came back from 18-point deficit for win:** W, 73-67 vs. Vanderbilt (2/28/17); Trailed by 19 at 25-6 (8:03 in 1st)  
**Came back from 19-point deficit for win:** W, 73-67 vs. Vanderbilt (2/28/17); Trailed by 19 at 25-6 (8:03 in 1st)  
**Came back from 20-point deficit for win:** W, 82-79 at Vanderbilt (2/22/97); Trailed by 22 at 40-18 (3:51 in 1st)  
**Came back from 30-point deficit for win:** W, 99-95 at LSU (2/15/94); Trailed by 31 at 68-37 (15:34 in 2nd)  
**Came back from 31-point deficit for win:** W, 99-95 at LSU (2/15/94); Trailed by 31 at 68-37 (15:34 in 2nd)

## REBOUNDS

**Pulled down 50 rebounds:** 59 (20-39) vs. Arizona State, 11/28/16  
**Pulled down 55 rebounds:** 59 (20-39) vs. Arizona State, 11/28/16  
**Pulled down 60 rebounds:** 62 (19-43) vs. Morehead State, 12/16/96

## OVERTIME GAMES

**Played an overtime game:** vs. Georgia, 1/31/17 (W, 90-81 OT)  
**Won an overtime game:** vs. Georgia, 1/31/17 (W, 90-81 OT)  
**Played an SEC overtime game:** vs. Georgia, 1/31/17 (W, 90-81 OT)  
**Won an SEC overtime game:** vs. Georgia, 1/31/17 (W, 90-81 OT)  
**Lost an overtime game:** at Texas A&M, 2/20/16 (L, 79-77 OT)  
**Lost an SEC overtime game:** at Texas A&M, 2/20/16 (L, 79-77 OT)  
**Played an overtime game in SEC Tournament:** vs. Texas A&M, 3/13/16 (W, 82-77 OT)  
**Won an overtime game in SEC Tournament:** vs. Texas A&M, 3/13/16 (W, 82-77 OT)  
**Played two overtimes:** at Texas A&M, 1/10/15 (W, 70-64 2ot)  
**Played three overtimes:** vs. Temple 12/7/57 (W, 85-83)  
**Played four overtimes:** Never played four overtime game  
**Played consecutive games that went to overtime:** 1/6/15 vs. Ole Miss (W, 89-86) and 1/10/15 at Texas A&M (70-64)



## Year-by-Year Records

Season	W-L	Percentage
2017-18	1-0	1.000
2016-17	15-2	.882
2015-16	17-0	1.000
2014-15	19-0	1.000
2013-14	16-2	.889
2012-13	16-2	.889
2011-12	18-0	1.000
2010-11	15-0	1.000
2009-10	18-0	1.000
2008-09	12-6	.667
2007-08	14-4	.778
2006-07	14-2	.875
2005-06	10-5	.667
2004-05	14-1	.933
2003-04	11-2	.846
2002-03	12-1	.923
2001-02	12-3	.800
2000-01	11-1	.917
1999-2000	14-0	1.000
1998-99	12-1	.923
1997-98	9-3	.750
1996-97	12-1	.923
1995-96	13-0	1.000
1994-95	12-1	.923
1993-94	13-1	.929
1992-93	16-0	1.000
1991-92	15-2	.882
1990-91	13-0	1.000
1989-90	13-2	.867
1988-89	8-6	.571
1987-88	14-2	.875
1986-87	13-2	.867
1985-86	18-0	1.000
1984-85	11-3	.786
1983-84	16-0	1.000
1982-83	14-1	.933
1981-82	15-1	.938
1980-81	15-0	1.000
1979-80	12-3	.800
1978-79	11-4	.733
1977-78	16-0	1.000
1976-77	12-2	.857
<b>Total</b>	<b>562-66</b>	<b>.895</b>

## Top 10 All-Time Attendances

No.	Att.	Opp.	Date	Result
1.	24,479	Louisville	1/20/10	W, 71-62
2.	24,468	N. Carolina	12/5/09	W, 68-66
3.	24,465	Florida	2/10/07	L, 64-61
4.	24,459	Florida	2/4/03	W, 70-55
5.	24,432	Louisville	12/17/05	W, 73-61
6.	24,431	Florida	2/25/17	W, 76-66
7.	24,428	Florida	3/7/15	W, 67-50
8.	24,425	Florida	2/15/14	L, 69-59
9.	24,418	Kansas	1/28/17	L, 79-73
10.	24,416	Arkansas	2/28/15	W, 84-67

## Top 10 Attendances of 17-18

No.	Att.	Opp.	Date	Result
1.	20,378	Centre*	11/3/17	W, 106-63
2.	19,807	Utah Valley	11/10/17	W, 73-63
3.	19,736	T. More*	10/27/17	W, 103-61
4.	14,138	Morehead*	10/30/17	W, 92-67
5.	-			
6.	-			
7.	-			
8.	-			
9.	-			
10.	-			

## Cats Rock at Rupp

UK has won 218 of its last 247 home games, including a 54-game winning streak in the venerable arena to begin the John Calipari era. All-time, the Wildcats are 562-66 (.895) in Rupp Arena.

Among the most notable marks of dominance in the nation's toughest venue to play include:

- The Wildcats are 302-40 (.883) in regular-season SEC games in the building
- Kentucky set a new program home record of 19 wins in 2014-15
- The Wildcats have gone undefeated at home in five of John Calipari's eight seasons
- Overall, UK has posted a perfect mark in 13 of Rupp Arena's 40 seasons

## Cal Owns Longest Win Streaks in Rupp

With UK's 2011-12 season-opening victory over Marist, UK head coach John Calipari recorded his 34th consecutive win in Rupp Arena as UK's head coach. It broke former UK head coach Rick Pitino's longest streak of 33 games in the venue.

The winning streak reached as long as 54 games. Calipari didn't suffer his first loss in Rupp Arena until losing to Baylor in his fourth season. The 54-game run, however, was his longest career winning streak. He also had the second-longest streak in the arena as the Cats won 42 straight from March 4, 2014 to Nov. 25, 2016.

## Pack the House

Kentucky has led the nation in average home attendance in 19 of the last 22 seasons entering this year, including a Rupp Arena record of 24,110 in John Calipari's first season (2009-10) as head coach.

- Kentucky averaged 23,461 fans during the 2016-17 season
- UK has averaged 23,000 or more fans in seven of Calipari's eight seasons

## The Top-Ranked Team at Home

Kentucky has lost just three times at home as the Associated Press top-ranked team in the history of the program and just twice in Rupp Arena. Prior to the loss to UCLA by three on Dec. 3, 2016, the other two losses came by just one point.

The Wildcats are 53-2 all-time as the AP No. 1 team in Rupp Arena since its opening in 1976. The first loss was to Auburn, 53-52, on Jan. 9, 1988.

## Coach Cal in Rupp Arena

It's been downright difficult to beat the Wildcats at Rupp Arena during the John Calipari era. UK is 135-6 (.957) at Rupp Arena under Calipari.

- UK is 18-3 (.857) vs. ranked opponents in Rupp in the Calipari era
- The Wildcats are 117-3 (.975) vs. unranked teams in Rupp under Calipari
- UK is 69-3 (.958) at home vs. nonconference foes under Calipari
- Calipari notched his 100th career win at Rupp Arena as UK's coach with the Wildcats' 110-75 rout of Auburn on Feb. 21, 2014. It took Calipari just 104 games to reach the century mark at home, the fastest of any UK coach

## Cal Passes Hall for Rupp Record

With a 101-70 victory over Cleveland State on Nov. 23, 2016, John Calipari passed former UK head coach Joe B. Hall for wins in Rupp Arena history.

Calipari currently has 135 victories inside the historic venue. Hall won 122.

## Rupp Arena Quick Facts

<b>Year Opened:</b>	1976
<b>First Game:</b>	Nov. 27, 1976
<b>All-Time Record:</b>	562-66 (.89.5)
<b>Record Under Calipari:</b>	135-6 (.95.7)
<b>Capacity:</b>	23,000
<b>Record Crowd:</b>	24,479 (1/20/10)
<b>Longest Winning Streak:</b>	54 (11/9/10-12/1/12)
<b>Current Winning Streak:</b>	6 (1/31/17 - Pres.)

## 2017-18 Opponent Breakdown

### Utah Valley (Nov. 10)

All-time games in Rupp Arena: One  
UK record in Rupp vs. Utah Valley: 1-0  
Last time in Rupp Arena: UK, 73-63 (11/10/17)

### Vermont (Nov. 12)

First meeting in Rupp Arena

### ETSU (Nov. 17)

All-time games in Rupp Arena: Three  
UK record in Rupp vs. ETSU: 3-0  
Last Time in Rupp Arena: UK, 88-65 (11/12/10)

### Troy (Nov. 20)

First meeting in Rupp Arena

### Fort Wayne (Nov. 22)

First meeting in Rupp Arena

### UIC (Nov. 26)

First meeting in Rupp Arena

### Harvard (Dec. 2)

First meeting in Rupp Arena

### Virginia Tech (Dec. 16)

First meeting in Rupp Arena

### Louisville (Dec. 29)

All-time games in Rupp Arena: 18  
UK record in Rupp vs. UofL: 14-4  
Last time in Rupp Arena: UK, 75-73 (12/26/15)

### Georgia (Dec. 31)

All-time games in Rupp Arena: 39  
UK record in Rupp vs. UGA: 35-4  
Last time in Rupp Arena: UK, 90-81<sup>OT</sup>(1/31/17)

### Texas A&M (Jan. 9)

All-time games in Rupp Arena: Four  
UK record in Rupp vs. TAMU: 2-2  
Last time in Rupp Arena: UK, 100-58 (1/3/17)

### Florida (Jan. 20)

All-time games in Rupp Arena: 41  
UK record in Rupp vs. UF: 37-4  
Last time in Rupp Arena: UK, 76-66 (2/25/17)

### Mississippi State (Jan. 23)

All-time games in Rupp Arena: 28  
UK record in Rupp vs. MSU: 26-2  
Last time in Rupp Arena: UK, 80-74 (1/12/16)

### Vanderbilt (Jan. 30)

All-time games in Rupp Arena: 39  
UK record in Rupp vs. VU: 37-2  
Last time in Rupp Arena: UK, 73-67 (2/28/17)

### Tennessee (Feb. 6)

All-time games in Rupp Arena: 41  
UK record in Rupp vs. UT: 37-4  
Last time in Rupp Arena: UK, 83-58 (2/14/17)

### Alabama (Feb. 17)

All-time games in Rupp Arena: 30  
UK record in Rupp vs. UA: 24-6  
Last time in Rupp Arena: UK, 78-53 (2/23/16)

### Missouri (Feb. 24)

All-time games in Rupp Arena: Three  
UK record in Rupp vs. Mizzou: 3-0  
Last time in Rupp Arena: UK, 88-54 (1/27/16)

### Ole Miss (Feb. 28)

All-time games in Rupp Arena: 30  
UK record in Rupp vs. OM: 29-2  
Last time in Rupp Arena: UK, 83-61 (1/2/16)



# COACH CALIPARI

## UK vs. AP Ranked Foes Under Cal

### In John Calipari Era (2009-Present)

#### 50-22

vs. No. 6 North Carolina (NCAA)	March 26, 2017	L, 75-73
vs. No. 8 UCLA (NCAA)	March 24, 2017	W, 86-75
vs. No. 19 Wichita St. (NCAA)	March 19, 2017	W, 65-62
vs. No. 13 Florida	Feb. 25, 2017	W, 76-66
at No. 24 Florida	Feb. 4, 2017	L, 88-66
vs. No. 2 Kansas	Jan. 28, 2017	L, 79-73
vs. No. 24 South Carolina	Jan. 21, 2017	W, 85-69
at No. 10 Louisville	Dec. 21, 2016	L, 73-70
vs. No. 7 North Carolina (Las Vegas)	Dec. 17, 2016	W, 103-100
vs. No. 11 UCLA	Dec. 3, 2016	L, 97-92
vs. No. 13 Michigan St. (New York)	Nov. 15, 2016	W, 69-48
vs. No. 14 Indiana	March 19, 2016	W, 78-39
vs. No. 17 Texas A&M (SECT)	March 13, 2016	W, 82-77
at No. 4 Kansas	Jan. 30, 2016	L, 90-84
vs. No. 16 Louisville	Dec. 27, 2015	W, 75-73
vs. No. 5 Duke (Chicago)	Nov. 17, 2015	W, 74-63
vs. No. 3 Wisconsin (NCAA)	April 4, 2015	L, 71-64
vs. No. 8 Notre Dame (NCAA)	March 28, 2015	W, 68-66
vs. No. 20 W. Virginia (NCAA)	March 26, 2015	W, 78-39
vs. No. 18 Arkansas (SECT)	March 15, 2015	W, 78-63
vs. No. 18 Arkansas	Feb. 28, 2015	W, 84-67
at No. 4 Louisville	Dec. 27, 2014	W, 58-50
vs. No. 21 North Carolina	Dec. 13, 2014	W, 84-70
vs. No. 6 Texas	Dec. 5, 2014	W, 63-51
vs. No. 5 Kansas (Indianapolis)	Nov. 18, 2014	W, 72-40
vs. No. 18 UConn (NCAA)	April 7, 2014	L, 60-54
vs. No. 12 Wisconsin (NCAA)	April 5, 2014	W, 74-73
vs. No. 7 Michigan (NCAA)	March 30, 2014	W, 75-72
vs. No. 5 Louisville (NCAA)	March 28, 2014	W, 74-69
vs. No. 2 Wichita St. (NCAA)	March 23, 2014	W, 78-76
vs. No. 1 Florida (SECT)	March 16, 2014	L, 61-60
at No. 1 Florida	March 8, 2014	L, 84-65
vs. No. 3 Florida	Feb. 15, 2014	L, 69-59
vs. No. 4 Louisville	Dec. 28, 2013	W, 73-66
at No. 18 North Carolina	Dec. 14, 2013	L, 82-77
vs. No. 20 Baylor (Dallas)	Dec. 6, 2013	L, 67-62
vs. No. 2 Michigan St. (Chicago)	Nov. 12, 2013	L, 78-74
vs. No. 11 Florida	March 9, 2013	W, 61-57
at No. 7 Florida	Feb. 12, 2013	L, 69-52
at No. 16 Ole Miss	Jan. 29, 2013	W, 87-74
at No. 4 Louisville	Dec. 29, 2012	L, 80-77
vs. No. 9 Duke (Atlanta)	Nov. 13, 2012	L, 75-68
vs. No. 6 Kansas (NCAA)	April 2, 2012	W, 67-59
vs. No. 17 Louisville (NCAA)	March 31, 2012	W, 69-61
vs. No. 9 Baylor (NCAA)	March 25, 2012	W, 82-70
vs. No. 16 Indiana (NCAA)	March 23, 2012	W, 87-71
vs. No. 22 Florida	March 10, 2012	W, 74-71
at No. 16 Florida	March 4, 2012	W, 74-59
vs. No. 8 Florida	Feb. 7, 2012	W, 78-58
vs. No. 4 Louisville	Dec. 31, 2011	W, 69-62
vs. No. 5 North Carolina	Dec. 3, 2011	W, 73-72
vs. No. 12 Kansas (New York)	Nov. 15, 2011	W, 75-65
vs. No. 9 UConn (NCAA)	April 2, 2011	L, 56-55
vs. No. 7 N. Carolina (NCAA)	March 27, 2011	W, 76-69
vs. No. 1 Ohio State (NCAA)	March 25, 2011	W, 62-60
vs. No. 22 W. Virginia (NCAA)	March 19, 2011	W, 71-63
vs. No. 12 Florida (SECT)	March 13, 2011	W, 70-54
vs. No. 21 Vanderbilt	March 1, 2011	W, 68-66
vs. No. 13 Florida	Feb. 26, 2011	W, 76-68
at No. 21 Vanderbilt	Feb. 12, 2011	L, 81-77
at No. 22 Louisville	Dec. 31, 2010	W, 78-63
vs. No. 23 N. Dame (Louisville)	Dec. 8, 2010	W, 72-58
vs. No. 13 Washington (Maui)	Nov. 23, 2010	W, 74-67
vs. No. 6 W. Virginia (NCAA)	March 27, 2010	L, 73-66
vs. No. 15 Tennessee (SECT)	March 13, 2010	W, 74-45
at No. 19 Tennessee	Feb. 27, 2010	L, 74-65
at No. 17 Vanderbilt	Feb. 20, 2010	W, 58-56
vs. No. 12 Tennessee	Feb. 13, 2010	W, 73-62
vs. No. 25 Ole Miss	Feb. 2, 2010	W, 85-75
vs. No. 21 Vanderbilt	Jan. 30, 2010	W, 85-72
vs. No. 14 UConn (New York)	Dec. 9, 2009	W, 64-61
vs. No. 10 North Carolina	Dec. 5, 2009	W, 68-66

### Calipari's Record at UK vs:

vs. No. 1	1-2
vs. Top 3	2-6
vs. Top 5	9-8
vs. Top 10	19-14
vs. Top 15	30-16
vs. Top 20	39-20
vs. Top 25	50-22
Home	18-3
Away	5-9
Neutral	27-10
SEC Tourney	4-1
NCAA Tourney	15-6

## Cal in Elite Company with Conference Championships

Kentucky men's basketball coach John Calipari added another first to his Hall of Fame career in 2017. When Kentucky clinched at least a share of the 2017 Southeastern Conference championship by beating Vanderbilt on Feb. 28, 2017, he made history as a head coach. Calipari is the first NCAA Division I coach to lead three different programs (UMass, Memphis, Kentucky) to five on-court regular-season league titles five different times. He won the Atlantic 10 at the helm of UMass in 1992, 93, 94, 95 and 96. Memphis claimed the Conference USA crown in 2004, 06, 07, 08 and 09. Kentucky has captured the SEC five times in 2010, 12, 15, 16 and 17.

Perhaps more impressive is that Calipari has 29 combined regular-season and tournament championships. That trails only Mark Few of Gonzaga (30 titles) among all active coaches. All-time, Calipari trails only the great Adolph Rupp (41), Dean Smith (30) and Few.

### First-Ballot Hall of Famer

Kentucky men's basketball coach John Calipari joined basketball's fraternity of legends in September 2015 after being elected to the Naismith Memorial Basketball Hall of Fame on the first ballot. Calipari joined an elite group of basketball players and coaches in the Naismith Hall of Fame, considered to be one of the ultimate honors in the sport.

The Class of 2015 included Calipari, Dick Bevetta, Wildcat Louie Dampier, Lindsay Gaze, Tom Heinsohn, John Isaacs, Spencer Haywood, Lisa Leslie, Dikembe Mutombo, George Raveling and Jojo White.

### Calipari Wins 200th Career Game at UK in Record Time

With a thrilling 75-73 victory over rival Louisville on Dec. 26, 2015, John Calipari captured his 200th career win at Kentucky faster than any coach in UK history -- and nearly faster than anyone has ever done it at any school.

Calipari reached the 200-win plateau in his 240th career game at Kentucky. Rick Pitino, previously the fastest to 200 wins at UK prior to Calipari, didn't capture his 200th Wildcat win until his 249th game. The legendary Adolph Rupp reached 200 during his 250th game.

Not only did Calipari reach the 200-win mark in record pace at Kentucky, he also nearly set the all-time Division I mark. With the win over U of L, he became the second-fastest Division I men's basketball coach to reach 200 victories at a single school, behind only LIU-Brooklyn's Clair Bee, who achieved the feat in 231 games.

Calipari is one of just 11 head coaches in Division I men's basketball history with at least 200 victories at two different schools and just the fifth coach at Kentucky to reach the 200-win plateau.

He's currently the only coach in NCAA history with at least 189 victories at three different schools. Here's a look at some of the more impressive numbers in Calipari's journey to 200 wins:

- UK beat Florida more than anyone else during the first 200 wins, defeating the Gators 11 times
- Likewise, Kentucky beat Louisville (eight times) more than any other nonconference opponent
- Calipari defeated 89 different Division I schools (25.4 percent) of current Division I schools) during the run
- A total of 176 wins came with UK ranked in the AP Top 25, and 66 of them were while UK was No. 1

### And Cal Wins 250th in Record Fashion As Well

John Calipari reached his 250th career win at Kentucky with a 73-63 come-from-behind victory vs. Utah Valley for the 2017-18 season opener. Calipari reached 250 wins at UK faster than any other Wildcat coach. It took legendary UK coach Adolph Rupp 312 games to reach 250 wins, whereas it took Calipari just 303.

### Approaching 700 On-Court Victories

With a win over No. 5 Kansas on Nov. 18, 2014, John Calipari claimed his 600th on-court victory as a Division I head coach. He became the 13th active Division I coach to achieve the feat.

As of Nov. 10, he needs five more wins to get to 700. Only 38 coaches have ever reached 700 and only eight active coaches. If Calipari were to win his first six games of the 2017-18 season, he would become the fourth-fastest coach to 700 on-court wins ever.

### There's No Place Like Home

Since the 2000-01 season, John Calipari-coached teams have posted a 288-25 (.920) record at home. At UK, Coach Cal is 135-6 (.957) in Rupp Arena.

In five of Calipari's eight seasons at Kentucky, the Wildcats have posted an undefeated record at home, including a school-record 19-0 mark during the 2014-15 season.

Calipari owns both of UK's longest winning streaks in the arena. He began his career at UK with a 54-game winning streak at Rupp Arena. It was the longest winning streak since the arena opened in 1976. With a win over Georgia on Feb. 9, 2016, he secured the second-longest streak in the storied building at 34 games (which ended at 42).

Coach	Streak (Yrs)
1. John Calipari	54 (2010-13)
2. John Calipari	42 (2014-17)
3. Rick Pitino	33 (1992-94)
4. Joe B. Hall	30 (1981-82)
5. Rick Pitino	27 (1995-97)

### Life on the Road Isn't So Bad Either

As good as John Calipari's team's have been at home, they're nearly as good in hostile environments on the road. Dating back to the 2005-06 season, Calipari has recorded an 88-37 (.704) record on the road.

### Calipari at No. 1

John Calipari is one of just two coaches (Frank McGuire) to lead three programs to a No. 1 ranking. With UK's No. 1 ranking in 2016-17, Calipari has guided six of his last eight and seven of his last 10 teams to the No. 1 ranking (and the ninth time he's done it overall).

When Coach Cal's teams have been at the top, they've been difficult to knock off:

- Calipari is 110-12 (.902) as the top-ranked Associated Press Top 25 coach in the country
- He's 69-7 (.908) when his team is at the top of the AP Top 25 as UK's head coach
- Calipari tallied a 32-4 mark at UMass when the Minutemen were No. 1 and he was 9-1 at Memphis when he had the Tigers at the

## AHEAD OF THE BARON OF THE BLUEGRASS

- Legendary coach Adolph Rupp won 876 career games while he was the coach of UK. He also led Kentucky to five NCAA titles during his 41-year tenure.
- John Calipari is ahead of the pace set by the legend as far as victories to begin his career at UK. Also, Calipari (.825) is ahead of Rupp (.822) in total UK career winning percentage.

Coach	Games	Record	Next Game (304th Game)
John Calipari	303	250-53	Vermont (Nov. 12)
Adolph Rupp	303	244-59	def. Michigan St. 66-35 (Jan. 13, 1945)
Tubby Smith	303	236-67	def. Ole Miss 80-40 (Feb. 22, 2006)
Joe B. Hall	303	229-77	def. Villanova 93-79-45 (Dec. 4, 1982)
Rick Pitino	270	220-50	End of UK coaching career at 270th game



# COACH CALIPARI

## UK vs. AP Ranked Foes Under Cal

### Record as AP Top-Ranked Coach Since 2009-10

Coach	Schools	Records
1. John Calipari	Kentucky	69-7
2. Bill Self	Kansas	39-7
3. Mike Krzyzewski	Duke	29-5
4. Jay Wright	Villanova	16-4
5. Jim Boeheim	Syracuse	15-4
6. Tom Crean	Indiana	14-3
7. Thad Matta	Ohio State	13-2
8. Sean Miller	Arizona	12-1
9. Billy Donovan	Florida	11-1
10. Mark Few	Gonzaga	10-2

### Record as AP Top-Ranked Coach Active

Coach	Schools	Records
1. Mike Krzyzewski	Duke	194-29
2. John Calipari	UK, Memphis, UMass	110-12
3. Roy Williams	UNC, Kansas	95-18
4. Bill Self	Kansas	41-8
5. Bruce Weber	Illinois	30-2
6. Jim Boeheim	Syracuse	24-5
7. Thad Matta	Ohio State	22-3
8. Bob Huggins	Cincinnati	20-4
9. Jay Wright	Villanova	16-4
10. Tom Crean	Indiana	14-3

through games on Nov. 10, 2017

pinnacle of the rankings

- Calipari (110) trails only Duke's Mike Krzyzewski (194) in active coaches with victories as the No. 1 head coach
- Calipari has coached 122 career games as a No. 1 team, the fourth most in NCAA history, trailing John Wooden (228), Krzyzewski (233) and Adolph Rupp (131)
- Among coaches who have owned a No. 1 ranking in at least 119 games, Calipari's winning percentage of .902 trails only Wooden (.952) and is ahead of active coach Krzyzewski (.870)

### Calipari Unrivaled in Conference

John Calipari has won 15 league regular-season championships (including the 2010, 2012, 2015, 2016 and 2017 SEC championships) eight more than the next-closest coach in the SEC (Ben Howland has seven conference titles). With a 2017 SEC Tournament championship -- Calipari's third straight and fifth at UK -- he now owns 14 conference tournament titles, nine more than his closest competitor (Howland).

Calipari's 29 combined championships (regular season and tournament) is just one shy of Mark Few (30) of Gonzaga for the most among all active coaches. All-time, Calipari trails only the great Adolph Rupp (41), Dean Smith (30) and Few.

He's tallied a 319-93 (.774) all-time record within conference play as a head coach and owns a 111-27 (.804) record since joining the SEC.

### 30 is the new 20

With a road win at Alabama on Feb. 11, John Calipari notched his 23rd consecutive season of 20 or more on-court wins as a collegiate head coach. He leads all active coaches with that streak, ahead of Mike Krzyzewski (21), Bill Self (19) and Jim Boeheim (17).

With a first-round win over Northern Kentucky in the 2017 NCAA Tournament, Calipari and the Cats clinched a 30-win season for the fourth time in his eight seasons as head coach. Calipari currently now has 10 seasons with 30 or more on-court wins. Only Krzyzewski (13) and Roy Williams (11) have more 30-win seasons as an active head coach. Calipari is the first coach in NCAA Division I history to record five straight on-court 30-win seasons, notching 30 wins in consecutive seasons from 2005-06 to 2009-10.

### The Success Rate

John Calipari has graduated 100 percent of the players (17 of 17) who have been eligible to receive their diploma by the end of their senior years and exhausted their athletic eligibility. Of that group, Patrick Patterson, Jarrod Polson and Alex Poythress completed their degrees in three years.

In the NCAA's Academic Progress Rate, which measures eligibility, retention and graduation, UK has posted a single-year Academic Progress Rate of 977 or higher in every season under Calipari, including a perfect 1,000 in the last four single-year reports. Kentucky's four-year composite score in the most recent report, which was released in May, was a 1,000, earning the team an NCAA academic award for the third year in a row for finishing in the top 10 percent of Division I men's basketball programs.

Under Calipari, the Wildcats routinely post a 3.0 grade-point average or better.

### Dream Maker

As someone who prides himself on helping young men reach their dreams, Coach Cal has helped 42 players get selected in the NBA Draft during his college coaching career, including 31 over his first eight seasons at Kentucky, which is more than any other coach.

- Four No. 1 overall selections (Derrick Rose, John Wall, Anthony Davis and Karl-Anthony Towns) during the nine drafts from 2008

## All-Time Calipari Draft Picks

Player (School)	Round	Year (Overall)
Bam Adebayo (UK)	First	2017 (14)
Eric Bledsoe (UK)	First	2010 (18)
Devin Booker (UK)	First	2015 (13)
Antonio Burks (MEM)	Second	2004 (36)
Marcus Camby (UMASS)	First	1996 (2)
Rodney Carney (MEM)	First	2006 (16)
DeMarcus Cousins (UK)	First	2010 (5)
Willie Cauley-Stein (UK)	First	2015 (6)
Anthony Davis (UK)	First	2012 (1)
Joey Dorsey (MEM)	Second	2008 (33)
C. Douglas-Roberts (MEM)	Second	2008 (40)
Robert Dozier (MEM)	Second	2009 (60)
Tyrece Evans (MEM)	First	2009 (4)
De'Aaron Fox (UK)	First	2017 (5)
Archie Goodwin (UK)	First	2013 (29)
Josh Harrellson (UK)	Second	2011 (45)
Andrew Harrison (UK)	Second	2015 (44)
Dakari Johnson (UK)	Second	2015 (48)
Terrence Jones (UK)	First	2012 (18)
Enes Kanter (UK)	First	2011 (3)
Michael Kidd-Gilchrist	First	2012 (2)
Brandon Knight (UK)	First	2011 (8)
Skal Labissiere (UK)	First	2016 (28)
Doron Lamb (UK)	Second	2012 (42)
DeAndre Liggins (UK)	Second	2011 (53)
Trey Lyles (UK)	First	2015 (12)
Darius Miller (UK)	Second	2012 (46)
Malik Monk (UK)	First	2017 (11)
Jamal Murray (UK)	First	2016 (7)
Nerlens Noel (UK)	First	2013 (6)
Daniel Orton (UK)	First	2010 (29)
Patrick Patterson (UK)	First	2010 (14)
Julius Randle (UK)	First	2014 (7)
Lou Roe (UMass)	Second	1995 (30)
Derrick Rose (MEM)	First	2008 (1)
Marquis Teague (UK)	First	2012 (29)
Karl-Anthony Towns (UK)	First	2015 (1)
Tyler Ulis (UK)	Second	2016 (34)
Dajuan Wagner (MEM)	First	2002 (6)
John Wall (UK)	First	2010 (1)
Shawne Williams (MEM)	First	2006 (17)
James Young (UK)	First	2014 (17)

## UK Collegiate Awards Under Calipari

### All-America Honors

DeMarcus Cousins (2010)  
AP (1), NABC (2), USBWA (2), SN (2)

John Wall (2010)  
AP (1), NABC (2), USBWA (2), SN (2)

Anthony Davis (2012)  
AP (1), NABC (2), USBWA (2), SN (2)

Michael Kidd-Gilchrist (2012)  
AP (3), USBWA (2), NABC (3), SN (2)

Julius Randle (2014)  
NABC (3)

Willie Cauley-Stein (2015)  
NABC (1), USBWA (1), SN (1)

Karl-Anthony Towns (2015) SN (3)

Tyler Ulis (2016)  
AP (1), SN (1), USBWA (2), NABC (2)

Malik Monk (2017)  
SN (2), USBWA (2), NABC (2), AP (2)

SEC Player of the Year  
John Wall 2010 (Coaches/AP)  
Anthony Davis 2012 (Coaches/AP)  
Tyler Ulis 2016 (Coaches/AP)  
Malik Monk 2017 (AP)

SEC Defensive Player of the Year  
Anthony Davis 2012 (Coaches)  
Nerlens Noel 2013 (Coaches)  
Willie Cauley-Stein 2015 (Coaches)  
Tyler Ulis 2016 (Coaches)

SEC Freshman(Coaches)/Newcomer(AP) of the Year  
DeMarcus Cousins 2010 (Coaches)  
John Wall 2010 (AP)  
Terrence Jones 2011 (Coaches/AP)  
Anthony Davis 2012 (Coaches/AP)  
Nerlens Noel 2013 (Coaches/AP)  
Julius Randle 2014 (Coaches/AP)  
Karl-Anthony Towns 2015 (Coaches/AP)  
Malik Monk 2017 (Coaches/AP)

SEC Sixth Man of the Year  
Darius Miller 2012 (Coaches)  
Kyle Wiltjer 2013 (Coaches)  
Devin Booker 2015 (Coaches)

CoSIDA Academic All-America  
Alex Poythress (2nd) 2016

### All-SEC

D. Cousins (2010) 1st (Coaches/AP)  
P. Patterson (2010) 1st (Coaches/2nd AP)

John Wall (2010) 1st (Coaches/AP)  
T. Jones (2011) 1st (Coaches/AP)

B. Knight (2011) 1st (Coaches/2nd AP)  
Anthony Davis (2012) 1st (Coaches/AP)

M. Kidd-Gilchrist (2012) 1st (Coaches/AP)  
T. Jones (2012) 2nd (Coaches/AP)

Doron Lamb (2012) 2nd (Coaches)  
Nerlens Noel (2013) 1st (Coaches/AP)

Julius Randle (2014) 1st (Coaches/AP)  
James Young (2014) 2nd (Coaches)

Devin Booker (2015) 2nd (Coaches)  
W. Cauley-Stein (2015) 1st (Coaches/AP)

Aa. Harrison (2015) 2nd (Coaches/AP)  
K. Towns (2015) 1st (Coaches/AP)

Tyler Ulis (2016) 1st (Coaches/AP)  
Jamal Murray (2016) 1st (Coaches/AP)

Malik Monk (2017) 1st (Coaches/AP)  
De'Aaron Fox (2017) 1st (Coaches/AP)

Bam Adebayo (2017) 2nd (Coaches/AP)

All-SEC Defensive Team  
Patrick Patterson 2010  
DeAndre Liggins 2011  
Anthony Davis 2012  
Michael Kidd-Gilchrist 2012

Nerlens Noel 2013  
Willie Cauley-Stein 2013  
Willie Cauley-Stein 2015  
Tyler Ulis 2016

Coaches' All-SEC Freshman Team  
Eric Bledsoe 2010  
DeMarcus Cousins 2010  
John Wall 2010  
Brandon Knight 2011  
Terrence Jones 2011  
Doron Lamb 2011  
Anthony Davis 2012  
Michael Kidd-Gilchrist 2012

Willie Cauley-Stein 2013  
Archie Goodwin 2013  
Nerlens Noel 2013  
Alex Poythress 2013  
Julius Randle 2014  
James Young 2014  
Devin Booker 2015  
Trey Lyles 2015  
Karl-Anthony Towns 2015  
Tyler Ulis 2015  
Jamal Murray 2016  
Malik Monk 2017  
De'Aaron Fox 2017  
Bam Adebayo 2017

SEC All-Tournament Team  
John Wall 2010  
Eric Bledsoe 2010  
DeMarcus Cousins 2010  
Darius Miller 2011  
Brandon Knight 2011  
Josh Harrellson 2011  
Anthony Davis 2012  
Terrence Jones 2012  
Aaron Harrison 2014  
Julius Randle 2014  
Willie Cauley-Stein 2015  
Aaron Harrison 2015  
Andrew Harrison 2015  
Jamal Murray 2016  
Tyler Ulis 2016  
Bam Adebayo 2017  
De'Aaron Fox 2017  
Dominique Hawkins 2017

SEC Tournament MVP  
John Wall 2010  
Darius Miller 2011  
Willie Cauley-Stein 2015  
Tyler Ulis 2016  
De'Aaron Fox 2017

NCAA Final Four Team  
Anthony Davis (MVP) 2012  
Michael Kidd-Gilchrist 2012  
Doron Lamb 2012  
Julius Randle 2014  
James Young 2014







# COACH CALIPARI

A “players-first” coach with a penchant for helping people reach their dreams, John Calipari, a Naismith Memorial Basketball Hall of Famer, has guided six teams to the Final Four, led one to a national championship and helped 42 players get selected in the NBA Draft during his 25-year college coaching career.

Calipari guided Kentucky to its eighth national championship and his first national title in 2012. In becoming only the second coach in NCAA history to lead three different schools to the Final Four, he has racked up more than 600 victories, 18 NCAA Tournament appearances, six Final Fours and numerous national coach of the year honors.

In 2015, Coach Cal led college basketball’s first ever 38-0 team, and became one of just three coaches to make four Final Fours in a five-year span. At the end of the season, Calipari became the 96th coach to join the Naismith Memorial Basketball Hall of Fame.

While building a program out of obscurity at Massachusetts, laying the foundation at Memphis and restoring luster at the sport’s greatest program at Kentucky, he has totaled the second-most wins in NCAA history in the first 20 years of a college coaching career.

Quite honestly, though, Calipari’s on-court success overshadows a much more significant picture.

In his goal to lead a players-first program, he has helped 42 players realize their dreams and guide them to NBA Draft selections, including a record five first-round draft picks in 2010. Two years later, six Wildcats heard their names called at the 2012 draft, the most in the two-round draft era. UK, with Calipari’s help, would tie those six picks again in 2015, including a record-tying four lottery selections. His four No. 1 overall picks are twice as many as any other coach, and he’s had 31 players drafted during his first eight years at Kentucky, including 24 first-round picks.

Calipari’s players have entered the league NBA-ready. He’s coached an MVP, four All-NBA players, three Rookie of the Year winners, and 10 players from Calipari’s first six teams at Kentucky have made the NBA All-Rookie teams.

Much like he did at UMass, where his players graduated at nearly 80 percent, Calipari has stressed academics. Fifteen of his last 18 seniors at Memphis earned their bachelor’s degrees, and all 17 players at UK who were eligible to graduate by the end of their senior years walked away with a diploma in hand, including three players who earned their degree in just three years. Calipari’s teams routinely have posted a combined team grade-point averages of 3.0 or better.

His foundation, The Calipari Foundation, has raised millions of dollars to help the lives of those in need in the Commonwealth and across the country. In 2010, he used a telethon to raise more than \$1 million for victims of the devastating earthquake in Haiti. He organized another one in 2012 for victims of Superstorm Sandy and another one in 2017 for victims of Hurricane Harvey.

In 2013, Calipari came up with the idea of hosting an annual alumni weekend around his basketball fantasy experience with the intent to raise money for charity. After generating \$350,000 for selected organizations and charities during the inaugural game, the weekend (the game and the fantasy experience) has generated more than \$1 million for charity every year since, including in 2014 without the funds from an alumni game and 2016 with a celebrity softball game in place of the traditional basketball game.

In 2017, Coach Cal was named the head coach of the 2017 USA Basketball Men’s U19 World Cup Team, which finished third at the 2017 FIBA U19 World Cup in Cairo.

Author of five books, including the New York Times Best Seller “Players First: Coaching from the Inside Out,” Calipari is a master of communication and maximizing talent. He lives by the motto that “it’s never a matter of how far you have fallen, but instead it’s about how high you bounce back.”

## BIOGRAPHICAL INFORMATION

**Date of Birth:** Feb. 10, 1959 | **Wife:** Ellen  
**Children:** Erin, Megan, Brad

### Education

Clarion State (1982)

### Head Coaching Experience

University of Massachusetts (1989-96)

New Jersey Nets (NBA) (1997-99)

University of Memphis (2001-09)

**University of Kentucky (2010-present)**

## COACHING AWARDS

- 2015 Naismith Memorial Basketball Hall of Fame Inductee
- 2015 AP National Coach of the Year
- 2015 Naismith National Coach of the Year
- 2015 NABC National Coach of the Year
- 2015 The Sporting News National Coach of the Year
- 2015 Adolph Rupp National Coach of the Year
- 2015 SEC Coach of the Year (AP/Coaches)
- 2015 USBWA District IV Coach of the Year
- 2012 Nell & John Wooden Coach of the Year Leadership Award
- 2012 Naismith National Coach of the Year Finalist
- 2012 SEC Coach of the Year (AP/Coaches)
- 2010 Adolph Rupp National Coach of the Year
- 2010 Naismith National Coach of the Year Finalist
- 2010 SEC Coach of the Year (AP)
- 2010 *Sporting News* SEC Coach of the Year
- 2010 Yahoo! Sports SEC Coach of the Year
- 2010 USBWA District IV Coach of the Year
- 2009 NABC National Co-Coach of the Year
- 2009 *Sports Illustrated* National Coach of the Year
- 2009 Phelan National Coach of the Year
- 2009 Iba National Coach of the Year Finalist
- 2009 C-USA Coach of the Year
- 2008 Naismith National Coach of the Year
- 2008 C-USA Coach of the Year
- 2008 Iba National Coach of the Year Finalist
- 2008 Phelan National Coach of the Year Finalist
- 2007 Phelan National Coach of the Year Finalist
- 2007 USBWA District IV Coach of the Year
- 2007 *Basketball Times* South Region Coach of the Year
- 2006 C-USA Coach of the Year
- 2004 NABC District 7 Coach of the Year
- 1996 Naismith National Coach of the Year
- 1996 NABC National Coach of the Year
- 1996 *The Sporting News* National Coach of the Year
- 1996 Atlantic 10 Coach of the Year
- 1995 Naismith National Coach of the Year Finalist
- 1994 Naismith National Coach of the Year Finalist
- 1994 Atlantic 10 Coach of the Year
- 1993 USBWA District I Coach of the Year
- 1993 Atlantic 10 Coach of the Year
- 1992 Eastern Basketball Coach of the Year



# COACH CALIPARI

## NCAA DIVISION I ACTIVE WINNINGEST COACHES

(On-Court By Percentage - Min. 10 yrs. at Division I level)

NO.	COACH/TEAM	YRS.	PCT.
1.	Mark Few/Gonzaga	18	.817
2.	Roy Williams/UNC	29	.791
3.	<b>John Calipari/Kentucky</b>	<b>25</b>	<b>.782</b>
4.	Mike Krzyzewski/Duke	42	.764
5.	Bill Self/Kansas	24	.763

\*numbers going into the 2017-18 season

## SINCE 2005-06 ...

Since the 2005-06 season, John Calipari's on-court record ranks him as the winningest coach. Totals through Nov. 10, 2017.

COACH	RECORD
1. John Calipari	387-67
2. Bill Self	370-71
3. Mike Krzyzewski	351-84
4. Roy Williams	347-100
5. Mark Few	345-76

## MISCELLANEOUS ON-COURT RECORDS

Overall On-Court Record: .....695-193 (.783)  
 March/April Record: .....152-42 (.784)  
 NCAA Record: .....51-17 (.750)  
 Record in Conference Games: .....319-93 (.774)  
 Record in Conference Tournament: .....53-12 (.815)

- Calipari owns the most single-season wins with 38, tying his own record (Memphis in '08 and UK in '12) in 2016 with 38 wins
- Calipari is one of two coaches (Roy Williams) in NCAA Division I history to have 400 or more wins in the first 16 years as a head coach. Calipari had 416 wins in his first 16 years
- Calipari is the winningest coach in NCAA Division I history for a five-year span with 173 victories (2008-12)
- Calipari is the first coach in NCAA Division I history to record five straight on-court 30-win seasons. Memphis hit the 30-win plateau from 2006-09
- Calipari is one of only two coaches (Rick Pitino) to lead three different schools to a Final Four
- Calipari is one of only three coaches (John Wooden, Mike Krzyzewski) to go to four Final Fours in five seasons
- Calipari started with a 54-0 record in Rupp Arena as head coach of the Wildcats
- Calipari has 31 players that have been chosen in the NBA Draft (24 first-round picks) over the last eight seasons
- Calipari has more wins (327) in a 10-year period (2006-15) than any other coach in college basketball history
- Calipari is the second-fastest Division I men's basketball coach to reach 200 victories at a single school, behind only LIU-Brooklyn's Claire Bee
- Calipari's 29 combined regular season and tournament league titles trail only Mark Few of Gonzaga for the most among active coaches

## CAL IN CONFERENCE

SEC COACHES	CONFERENCE CHAMPIONSHIPS	Tournament Championships	Conference Coach of the Year
Avery Johnson, Alabama	0	0	0
Mike Anderson, Arkansas	1	1	1
Bruce Pearl, Auburn	7	2	7
Michael White, Florida	3	0	3
Mark Fox, Georgia	4	0	3
<b>John Calipari, Kentucky</b>	<b>15</b>	<b>14</b>	<b>9</b>
Will Wade, LSU	0	0	1
Cuonzo Martin, Missouri	1	0	1
Andy Kennedy, Ole Miss	0	1	2
Ben Howland, Mississippi State	7	5	3
Frank Martin, South Carolina	0	0	1
Rick Barnes, Tennessee	3	1	5
Billy Kennedy, Texas A&M	5	2	4
Bryce Drew, Vanderbilt	4	2	3
<b>TOTALS</b>	<b>50</b>	<b>28</b>	<b>43</b>

## CALIPARI VS. ALL OPPONENTS

Alabama ..... 13-3	George Washington ..... 8-9	Murray State ..... 1-0	St. Joseph's ..... 15-5
Albany ..... 1-0	Georgetown ..... 2-1	Nevada ..... 1-0	St. Mary's ..... 1-0
Arizona ..... 1-1	Georgia ..... 14-2	New Hampshire ..... 5-0	St. Peter's ..... 1-0
Arizona State ..... 2-1	Georgia Tech ..... 1-1	New Mexico ..... 1-0	Stanford ..... 3-2
Arkansas ..... 10-6	Gonzaga ..... 4-0	New Orleans ..... 1-0	Stephen F. Austin ..... 1-0
Arkansas-Little Rock ..... 3-0	Grand Canyon ..... 1-0	NJIT ..... 1-0	Stony Brook ..... 1-0
Arkansas-Pine Bluff ..... 1-0	Hampton ..... 1-0	North Carolina ..... 6-3	Syracuse ..... 3-2
Arkansas State ..... 4-0	Hartford ..... 2-0	North Carolina State ..... 1-0	TCU ..... 7-1
Auburn ..... 9-1	Harvard ..... 1-0	North Texas ..... 1-0	Temple ..... 13-11
Austin Peay ..... 6-1	Hofstra ..... 1-0	Northeastern ..... 3-1	Tennessee ..... 14-7
Baylor ..... 1-2	Holy Cross ..... 4-1	Northern Kentucky ..... 2-0	Tennessee Tech ..... 1-0
Belmont ..... 2-0	Houston ..... 16-3	Northwestern State ..... 1-0	Texas ..... 2-2
Boise State ..... 1-0	Howard ..... 1-0	Notre Dame ..... 2-1	Texas A&M ..... 7-2
Boston ..... 7-1	Illinois ..... 1-1	Oakland ..... 1-0	Towson State ..... 1-0
Boston College ..... 2-0	Illinois State ..... 1-0	Ohio State ..... 1-2	Tulane ..... 16-0
Bradley ..... 1-0	Indiana ..... 3-2	Oklahoma ..... 5-1	Tulsa ..... 11-1
Bucknell ..... 1-0	Iowa ..... 0-1	Oklahoma State ..... 0-2	UAB ..... 14-3
Buffalo ..... 2-0	Iowa State ..... 2-0	Old Dominion ..... 2-0	UCF ..... 5-0
BYU ..... 1-0	Jackson State ..... 2-0	Ole Miss ..... 13-4	UCLA ..... 4-3
Cal State Northridge ..... 1-0	Kansas ..... 3-5	Oral Roberts ..... 1-0	UNC Asheville ..... 2-0
Canisius ..... 1-0	Kansas State ..... 2-0	Oregon State ..... 1-0	UNC Greensboro ..... 1-0
Central Conn. St. .... 2-0	Keene State ..... 1-0	Pennsylvania ..... 3-0	UNC Wilmington ..... 1-0
Charlotte ..... 2-3	Kentucky ..... 2-4	Penn State ..... 4-4	USF ..... 10-1
Chattanooga ..... 2-0	La Salle ..... 3-0	Pepperdine ..... 1-0	Utah ..... 1-1
Christian Brothers ..... 2-0	Lafayette (Pa.) ..... 1-0	Pittsburgh ..... 2-1	Utah Valley ..... 1-0
Cincinnati ..... 6-7	Lamar ..... 4-0	Portland ..... 3-0	UTEP ..... 5-0
Cleveland State ..... 4-0	LIU-Brooklyn ..... 1-0	Princeton ..... 2-0	UT Arlington ..... 3-0
Coastal Carolina ..... 1-0	Lipscomb ..... 1-0	Providence ..... 3-1	UT Martin ..... 5-0
Colorado ..... 1-1	Long Beach State ..... 1-0	Purdue ..... 2-1	Valparaiso ..... 1-0
Colorado State ..... 0-1	Louisiana Tech ..... 1-1	Radford ..... 1-0	Vanderbilt ..... 13-4
Columbia ..... 1-0	Louisville ..... 14-7	Rhode Island ..... 16-2	Vermont ..... 2-0
Connecticut ..... 2-5	Loyola ..... 1-0	Rice ..... 4-0	Villanova ..... 2-0
Coppin State ..... 1-0	Lowell ..... 2-1	Richmond ..... 1-0	Virginia ..... 0-1
Cornell ..... 1-0	LSU ..... 10-2	Rider ..... 1-0	Virginia Tech ..... 2-0
Dartmouth ..... 1-0	Manhattan ..... 2-0	Robert Morris ..... 1-1	Wake Forest ..... 2-1
Dayton ..... 1-0	Marist ..... 2-0	Rutgers ..... 11-4	Washington ..... 1-0
DePaul ..... 4-2	Marquette ..... 3-1	Saint Louis ..... 4-3	West Virginia ..... 12-7
Detroit ..... 1-0	Marshall ..... 6-0	Sam Houston State ..... 1-0	Western Kentucky ..... 2-0
Drexel ..... 2-0	Maryland ..... 5-3	Samford ..... 3-0	Wichita State ..... 2-0
Duke ..... 1-2	Massachusetts ..... 1-0	Santa Clara ..... 1-0	Winthrop ..... 2-0
Duquesne ..... 12-4	Memphis ..... 1-0	Savannah State ..... 1-0	Wisconsin ..... 1-1
East Carolina ..... 7-0	Miami (Fla.) ..... 0-1	Seton Hall ..... 1-0	Wofford ..... 1-0
East Tennessee State ..... 3-0	Miami (Ohio) ..... 2-0	Siena ..... 4-0	Wright State ..... 1-0
Eastern Kentucky ..... 3-0	Michigan ..... 1-0	SMU ..... 7-0	Xavier ..... 2-2
Eastern Michigan ..... 2-0	Michigan State ..... 2-1	South Carolina ..... 13-2	Yale ..... 1-0
Fairfield ..... 1-0	Middle Tennessee ..... 3-0	South Connecticut ..... 1-0	
Florida ..... 15-6	Milwaukee ..... 1-0	S. Louisiana ..... 3-0	
Florida State ..... 1-1	Mississippi State ..... 11-0	Southern Cal ..... 2-0	
Florida Tech ..... 0-1	Mississippi Valley St. .... 1-0	Southern Miss ..... 15-4	
Fordham ..... 5-0	Missouri ..... 7-2	Southwest Texas St. .... 1-0	
Furman ..... 1-0	Montana State ..... 1-0	St. Bonaventure ..... 17-1	
George Mason ..... 1-0	Morehead State ..... 2-0	St. John's ..... 1-0	









## Quade Green

# O

Freshman • G • 6-0 • 180 lbs • Philadelphia Neumann-Goretti • Undeclared/Exploratory Studies in Agriculture



### Bio Blast

- Pronunciation: KWAH-DAY
- Led the Wildcats with 17 assists in the three exhibition games
- Also led the team with seven 3-point field goals and a 63.6-percent clip from behind the arc in the exhibition games
- Averaged 15.7 points and 5.7 assists in three exhibition wins
- Five-star point guard prospect by Rivals, ESPN and Scout
- Enjoyed a prolific high school career that saw him capture four state championships, including a 22-point, eight-assist and two-steal performance in the title game during his senior season
- 2016 and 2017 Pennsylvania Class 3A Player of the Year
- On the USA Basketball 2016 FIBA Americas U18 Championship team that won a gold medal in Chile
- McDonald's High School All-American, Jordan Brand Classic and HoopHall Classic (MV) participant
- Chose Kentucky because of the elite talent every day in practice
- Born 80 percent deaf and didn't speak for years but overcame those challenges with the help of auditory implants and speech therapists

### Season Averages

Games played	1
Minutes/game	21.0
Points/game	4.0
FG Pct	0.0
3FG Pct	0.0
FT Pct	100.0
Rebounds/game	
Assists/game	1.0
Turnovers/game	
Assist/turnover ratio	99.9
Steals/game	
Blocks/game	

### Game-by-game

Opponent	Date	gs	min	Total		3-Pointers		Free throws		Rebounds				pf	a	t/o	blk	stl	pts	avg
				fg-fga	pct	3fg-fga	pct	ft-fa	pct	off	def	tot	avg							
UTAH VALLEY	11/10/17		21	0-4	.000	0-1	.000	4-4	1.000	0	0	0	0.0	1	1	0	0	0	4	4.0
<b>Totals</b>		0	21	0-4	.000	0-1	.000	4-4	1.000	0	0	0	0.0	1	1	0	0	0	4	4.0

Games played: 1  
 Minutes/game: 21.0  
 Points/game: 4.0  
 FG Pct: 0.0  
 3FG Pct: 0.0  
 FT Pct: 100.0

Assists/game: 1.0  
 Assist/turnover ratio: 99.9

### Season Highs

Points	4, vs. UVU (11/10/17)
FG Made	4, vs. UVU (11/10/17)
FG Attempts	
3FG Made	
3FG Attempts	1, vs. UVU (11/10/17)
FT Made	4, vs. UVU (11/10/17)
FT Attempts	4, vs. UVU (11/10/17)
Rebounds	
Assists	1, vs. UVU (11/10/17)
Steals	
Blocks	
Minutes	21, vs. UVU (11/10/17)

### Career Highs

Points	4, vs. UVU (11/10/17)
FG Made	4, vs. UVU (11/10/17)
FG Attempts	
3FG Made	
3FG Attempts	1, vs. UVU (11/10/17)
FT Made	4, vs. UVU (11/10/17)
FT Attempts	4, vs. UVU (11/10/17)
Rebounds	
Assists	1, vs. UVU (11/10/17)
Steals	
Blocks	
Minutes	21, vs. UVU (11/10/17)

### Superlatives

Season Stats	Career Stats
10+ points	-
20+ points	-
3+ blocks	-
3+ steals	-
10+ rebounds	-
Double-doubles	-
Dunks	-

### Career Statistics

Year	GP-GS	Min-Avg	FG-FGA	Pct	3FG-FGA	Pct	FT-FTA	Pct	Off-Def-Tot-Avg	PF-FO	Ast	TO	Blk	Stl	Pts	Avg
2017-18	1-0	21-21.0	0-4	.000	0-1	.000	4-4	1.000	0-0-0-0.0	1-0	1	0	0	0	4	4.0
<b>TOTAL</b>	<b>1-0</b>	<b>21-21.0</b>	<b>0-4</b>	<b>.000</b>	<b>0-1</b>	<b>.000</b>	<b>4-4</b>	<b>1.000</b>	<b>0-0-0-0.0</b>	<b>1-0</b>	<b>1</b>	<b>0</b>	<b>0</b>	<b>0</b>	<b>4</b>	<b>4.0</b>



## Sacha Killeya-Jones

Sophomore • F • 6-10 • 221 lbs • Chapel Hill, N.C.  
Virginia Episcopal • Communication



### Bio Blast

- Pronunciation: SAH-shuh kuh-LEE-uh
- Played a career-high 15 minutes in the opener vs. Utah Valley
- Attended Great Britain's national training camp in August for FIBA EuroBasket 2017
- Made 15 appearances last season, but none after the Jan. 21 game vs South Carolina
- Scored 40 points, grabbed 31 rebounds and blocked 10 shots in his freshman season
- Posted 13 games with at least 20 points and 10 rebounds as a senior in high school
- Named the Virginia Player of the Year as a senior
- Won a state title and two AAU national championships during his prep career
- An accomplished quarterback up until his sophomore season in which he gave up football to focus on basketball

### Season Averages

Games played	1
Minutes/game	15.0
Points/game	4.0
FG Pct	66.7
3FG Pct	
FT Pct	0.0
Rebounds/game	2.0
Assists/game	
Turnovers/game	1.0
Assist/turnover ratio	
Steals/game	1.0
Blocks/game	1.0

### Season Highs

Points	4, vs. UVU (11/10/17)
FG Made	2, vs. UVU (11/10/17)
FG Attempts	3, vs. UVU (11/10/17)
3FG Made	
3FG Attempts	
FT Made	
FT Attempts	2, vs. UVU (11/10/17)
Rebounds	2, vs. UVU (11/10/17)
Assists	
Steals	1, vs. UVU (11/10/17)
Blocks	1, vs. UVU (11/10/17)
Minutes	15, vs. UVU (11/10/17)

### Career Highs

Points	12, vs. UT MARTIN (11/25/16)
FG Made	6, vs. UT MARTIN (11/25/16)
FG Attempts	8, vs. UT MARTIN (11/25/16)
3FG Made	
3FG Attempts	
FT Made	3, vs. CLEVELAND ST. (11/23/16)
FT Attempts	5, vs. CLEVELAND ST. (11/23/16)
Rebounds	6, vs. Arizona St. (11/28/16)
Assists	1, twice, last vs. ARKANSAS (1/7/17)
Steals	1, twice, last vs. UVU (11/10/17)
Blocks	2, three times, last vs. Hofstra (12/11/16)
Minutes	15, vs. UVU (11/10/17)

### Game-by-game

Opponent	Date	gs	min	Total		3-Pointers		Free throws		Rebounds				pf	a	t/o	blk	stl	pts	avg		
				fg	fga	pct	3fg	3fga	pct	ft	fta	pct	off								def	tot
UTAH VALLEY	11/10/17		15	2	3	.667	0	0	.000	0	2	.000	2	0	2	2.0	4	0	1	1	4	4.0
<b>Totals</b>		0	15	2	3	.667	0	0	.000	0	2	.000	2	0	2	2.0	4	0	1	1	4	4.0

Games played: 1  
Minutes/game: 15.0  
Points/game: 4.0  
FG Pct: 66.7  
FT Pct: 0.0

Rebounds/game: 2.0  
Turnovers/game: 1.0  
Steals/game: 1.0  
Blocks/game: 1.0

### Superlatives

Season Stats		Career Stats	
10+ points	-	10+ points	1
20+ points	-	20+ points	-
3+ blocks	-	3+ blocks	-
3+ steals	-	3+ steals	-
10+ rebounds	-	10+ rebounds	-
Double-doubles	-	Double-doubles	-
Dunks	-	Dunks	4

### Career Statistics

Year	GP-GS	Min-Avg	FG-FGA	Pct	3FG-FGA	Pct	FT-FTA	Pct	Off-Def-Tot-Avg	PF-FO	Ast	TO	Blk	Stl	Pts	Avg
2016-17	15-0	96-6.4	17-29	.586	0-0	.000	6-15	.400	12-19-31-2.1	19-0	2	7	10	1	40	2.7
2017-18	1-0	15-15.0	2-3	.667	0-0	.000	0-2	.000	2-0-2-2.0	4-0	0	1	1	1	4	4.0
<b>TOTAL</b>	<b>16-0</b>	<b>111-6.9</b>	<b>19-32</b>	<b>.594</b>	<b>0-0</b>	<b>.000</b>	<b>6-17</b>	<b>.353</b>	<b>14-19-33-2.1</b>	<b>23-0</b>	<b>2</b>	<b>8</b>	<b>11</b>	<b>2</b>	<b>44</b>	<b>2.8</b>



## Jarred Vanderbilt



Freshman • F • 6-9 • 214 lbs • Houston  
Victory Prep Academy • Undeclared/Exploratory  
Studies in Agriculture

### Bio Blast

- Currently out with a left foot injury. Initially diagnosed to return in January but decided to delay surgery and re-evaluate in the coming weeks. Recently started walking without a boot
- Rated as one of the nation's top 20 prospects
- Averaged 28.5 points, 13.4 rebounds and 8.8 assists a game for Victory Prep Academy as a senior
- AAU teammate of former UK All-America guard De'Aaron Fox
- A McDonald's All-American and Jordan Brand Classic participant
- McDonald's High School All-American, Jordan Brand Classic and HoopHall Classic participant
- Honor-roll high-school student
- High school salutatorian for the Honor Society
- Returned to his hometown of Houston with Coach Calipari after the team raised \$1 million for a telethon for Hurricane Harvey victims

### Season Averages

Games played .....	
Minutes/game .....	
Points/game .....	
FG Pct .....	
FT Pct .....	
Rebounds/game .....	
Assists/game.....	
Turnovers/game .....	
Assist/turnover ratio .....	
Steals/game .....	
Blocks/game .....	

### Season Highs

Points.....	
FG Made .....	
FG Attempts .....	
3FG Made.....	
3FG Attempts.....	
FT Made.....	
FT Attempts.....	
Rebounds .....	
Assists.....	
Steals .....	
Blocks .....	
Minutes .....	

### Career Highs

Points.....	
FG Made .....	
FG Attempts .....	
3FG Made.....	
3FG Attempts.....	
FT Made.....	
FT Attempts.....	
Rebounds .....	
Assists.....	
Steals .....	
Blocks .....	
Minutes .....	

### Game-by-game

### Superlatives

	Season Stats		Career Stats	
10+ points	-		10+ points	-
20+ points	-		20+ points	-
3+ blocks	-		3+ blocks	-
3+ steals	-		3+ steals	-
10+ rebounds	-		10+ rebounds	-
Double-doubles	-		Double-doubles	-
Dunks	-		Dunks	-

### Career Statistics

Year	GP-GS	Min-Avg	FG-FGA	Pct	3FG-FGA	Pct	FT-FTA	Pct	Off-Def-Tot-Avg	PF-FO	Ast	TO	Blk	Stl	Pts	Avg
2017-18																
TOTAL																



## Hamidou Diallo

# 3

RS-Freshman • G • 6-5 • 198 lbs • Queens, N.Y.  
Putnam Science Academy • Undeclared/Exploratory  
Studies in Agriculture



### Bio Blast

- Pronunciation: HA-muh-dew dee-AH-low
- Scored a team-high 18 points, many of them coming on a game-turning run early in the second half, in the opener against Utah Valley
- Participated in the 2017 FIBA U19 World Cup with USA Basketball
- Averaged 10.9 points and 3.9 rebounds in 18.4 minutes a game for the U.S. in seven games
- 2016-17 midyear enrollee who joined the team in January after graduating from Putnam Science Academy in Connecticut in May
- Did not play in 2017-18 but became a key component in practice once he learned the system
- Tested the NBA Draft waters but decided to come back to school in May
- No. 1 shooting guard by both 247 Sports and Scout when he committed to UK
- Two-time all-state honoree and averaged 19.0 points, 6.0 rebounds and 3.0 assists in his senior season
- Maximum vertical jump is 44.5 inches, the best on the 2017-18 team and tied with Dominique Hawkins for the best of the Coach Cal era. Also posted the best 3/4-court sprint time at 3.10 seconds

### Season Averages

Games played	1
Minutes/game	25.0
Points/game	18.0
FG Pct	50.0
3FG Pct	50.0
FT Pct	
Rebounds/game	5.0
Assists/game	3.0
Turnovers/game	1.0
Assist/turnover ratio	3.0
Steals/game	
Blocks/game	

### Game-by-game

Opponent	Date	gs	min	Total		3-Pointers		Free Throws		Rebounds				pts	avg					
				fg-fga	pct	3fg-fga	pct	ft-fga	pct	off	def	tot	avg							
UTAH VALLEY	11/10/17	*	25	8-16	.500	2-4	.500	0-0	.000	2	3	5	5.0	2	3	1	0	0	18	18.0
Totals		1	25	8-16	.500	2-4	.500	0-0	.000	2	3	5	5.0	2	3	1	0	0	18	18.0

Games played: 1  
Minutes/game: 25.0  
Points/game: 18.0  
FG Pct: 50.0  
3FG Pct: 50.0

Rebounds/game: 5.0  
Assists/game: 3.0  
Turnovers/game: 1.0  
Assist/turnover ratio: 3.0

### Season Highs

Points	18, vs. UVU (11/10/17)
FG Made	8, vs. UVU (11/10/17)
FG Attempts	16, vs. UVU (11/10/17)
3FG Made	2, vs. UVU (11/10/17)
3FG Attempts	4, vs. UVU (11/10/17)
FT Made	
FT Attempts	
Rebounds	5, vs. UVU (11/10/17)
Assists	3, vs. UVU (11/10/17)
Steals	
Blocks	
Minutes	25, vs. UVU (11/10/17)

### Career Highs

Points	18, vs. UVU (11/10/17)
FG Made	8, vs. UVU (11/10/17)
FG Attempts	16, vs. UVU (11/10/17)
3FG Made	2, vs. UVU (11/10/17)
3FG Attempts	4, vs. UVU (11/10/17)
FT Made	
FT Attempts	
Rebounds	5, vs. UVU (11/10/17)
Assists	3, vs. UVU (11/10/17)
Steals	
Blocks	
Minutes	25, vs. UVU (11/10/17)

### Superlatives

Season Stats		Career Stats	
10+ points	1	10+ points	1
20+ points	-	20+ points	-
3+ assists	1	3+ assists	1
3+ steals	-	3+ steals	-
10+ rebounds	-	10+ rebounds	-
Double-doubles	-	Double-doubles	-
Dunks	3	Dunks	3

### Career Statistics

Year	GP-GS	Min-Avg	FG-FGA	Pct	3FG-FGA	Pct	FT-FTA	Pct	Off-Def-Tot-Avg	PF-FO	Ast	TO	Blk	Stl	Pts	Avg
2017-18	1-1	25-25.0	8-16	.500	2-4	.500	0-0	.000	2-3-5-5.0	2-0	3	1	0	0	18	18.0
TOTAL	1-1	25-25.0	8-16	.500	2-4	.500	0-0	.000	2-3-5-5.0	2-0	3	1	0	0	18	18.0

## Nick Richards

# 4

Freshman • F • 6-11 • 240 lbs • Kingston, Jamaica  
The Patrick School • Undeclared/Exploratory  
Studies in Agriculture



### Bio Blast

- Scored 10 and blocked three shots against Utah Valley. Eight of his points came in the first half to keep the Wildcats afloat after a slow start
- Ranked in the top 20 by the major recruiting services, including 247Sports (No. 15), ESPN (No. 17), and Rivals (No. 17)
- Joined UK players Karl-Anthony Towns and Isaiah Briscoe as other future Wildcat high school stars to lead their teams to the New Jersey Tournament of Champions when he led The Patrick School to a 64-45 win as a senior
- Played at the same high school as Wildcat Michael Kidd-Gilchrist
- 2017 Mr. New Jersey Basketball
- Participated in the McDonald's All American Game, the Jordan Brand Classic, Nike Hoop Summit and the Elite 24.
- Top wingspan on the team at 7-5

### Season Averages

Games played	1
Minutes/game	24.0
Points/game	10.0
FG Pct	57.1
FT Pct	66.7
Rebounds/game	3.0
Assists/game	2.0
Turnovers/game	2.0
Assist/turnover ratio	1.0
Steals/game	1.0
Blocks/game	3.0

### Season Highs

Points	10, vs. UVU (11/10/17)
FG Made	4, vs. UVU (11/10/17)
FG Attempts	7, vs. UVU (11/10/17)
3FG Made	
3FG Attempts	
FT Made	2, vs. UVU (11/10/17)
FT Attempts	3, vs. UVU (11/10/17)
Rebounds	3, vs. UVU (11/10/17)
Assists	
Steals	1, vs. UVU (11/10/17)
Blocks	3, vs. UVU (11/10/17)
Minutes	24, vs. UVU (11/10/17)

### Career Highs

Points	10, vs. UVU (11/10/17)
FG Made	4, vs. UVU (11/10/17)
FG Attempts	7, vs. UVU (11/10/17)
3FG Made	
3FG Attempts	
FT Made	2, vs. UVU (11/10/17)
FT Attempts	3, vs. UVU (11/10/17)
Rebounds	3, vs. UVU (11/10/17)
Assists	
Steals	1, vs. UVU (11/10/17)
Blocks	3, vs. UVU (11/10/17)
Minutes	24, vs. UVU (11/10/17)

### Game-by-game

Opponent	Date	gs	min	Total		3-Pointers		Free throws		Rebounds				pf	a	l/o	blk	stl	pts	avg			
				fg	fga	pct	3fg	3fga	pct	ft	fta	pct	off								def	tot	avg
UTAH VALLEY	11/10/17	*	24	4	7	.571	0	0	.000	2	3	.667	2	1	3	3.0	3	0	2	3	1	10	10.0
<b>Totals</b>			24	4	7	.571	0	0	.000	2	3	.667	2	1	3	3.0	3	0	2	3	1	10	10.0

Games played: 1  
Minutes/game: 24.0  
Points/game: 10.0  
FG Pct: 57.1  
FT Pct: 66.7

Rebounds/game: 3.0  
Turnovers/game: 2.0  
Steals/game: 1.0  
Blocks/game: 3.0

### Superlatives

Season Stats		Career Stats	
10+ points	1	10+ points	1
20+ points	-	20+ points	-
3+ blocks	1	3+ blocks	1
3+ steals	-	3+ steals	-
10+ rebounds	-	10+ rebounds	-
Double-doubles	-	Double-doubles	-
Dunks	-	Dunks	-

### Career Statistics

Year	GP-GS	Min-Avg	FG-FGA	Pct	3FG-FGA	Pct	FT-FTA	Pct	Off-Def-Tot-Avg	PF-FO	Ast	TO	Blk	Stl	Pts	Avg
2017-18	1-1	24-24.0	4-7	.571	0-0	.000	2-3	.667	2-1-3-3.0	3-0	0	2	3	1	10	10.0
<b>TOTAL</b>	<b>1-1</b>	<b>24-24.0</b>	<b>4-7</b>	<b>.571</b>	<b>0-0</b>	<b>.000</b>	<b>2-3</b>	<b>.667</b>	<b>2-1-3-3.0</b>	<b>3-0</b>	<b>0</b>	<b>2</b>	<b>3</b>	<b>1</b>	<b>10</b>	<b>10.0</b>



## Kevin Knox

# 5

Freshman • F • 6-9 • 215 lbs • Tampa, Fla.  
Tampa Catholic • Undeclared/Exploratory Studies in Agriculture

### Bio Blast

- Scored 12 points in his collegiate debut along with four steals and four assists
- Led the Wildcats in the three exhibition games with a 19.3 scoring average
- 2017 Mr. Florida Basketball
- Scored 2,760 total points in his high-school career
- 2017 Naismith High School All-America Second Team selection
- 2016 USA Today All-USA Florida First Team
- Won two gold medals with USA Basketball at the 2015 FIBA Americas U16 Championship and the 2016 FIBA U17 World Cup
- Owns Tampa Catholic's school record with 55 points in a game
- Honor-roll student in high school
- Considered a top-10 prospect by Scout, Rivals and ESPN, all of which list him as the second-best player at his position
- Father played wide receiver at Florida State and was on the 1993 national championship team. Kevin played quarterback in high school and had offers to play football in college

### Season Averages

Games played	1
Minutes/game	37.0
Points/game	12.0
FG Pct	23.1
3FG Pct	25.0
FT Pct	83.3
Rebounds/game	6.0
Assists/game	4.0
Turnovers/game	2.0
Assist/turnover ratio	2.0
Steals/game	4.0
Blocks/game	1.0

### Season Highs

Points	12, vs. UVU (11/10/17)
FG Made	3, vs. UVU (11/10/17)
FG Attempts	13, vs. UVU (11/10/17)
3FG Made	1, vs. UVU (11/10/17)
3FG Attempts	4, vs. UVU (11/10/17)
FT Made	5, vs. UVU (11/10/17)
FT Attempts	6, vs. UVU (11/10/17)
Rebounds	6, vs. UVU (11/10/17)
Assists	4, vs. UVU (11/10/17)
Steals	4, vs. UVU (11/10/17)
Blocks	1, vs. UVU (11/10/17)
Minutes	37, vs. UVU (11/10/17)

### Career Highs

Points	18, vs. UVU (11/10/17)
FG Made	8, vs. UVU (11/10/17)
FG Attempts	16, vs. UVU (11/10/17)
3FG Made	2, vs. UVU (11/10/17)
3FG Attempts	4, vs. UVU (11/10/17)
FT Made	
FT Attempts	
Rebounds	5, vs. UVU (11/10/17)
Assists	3, vs. UVU (11/10/17)
Steals	
Blocks	
Minutes	25, vs. UVU (11/10/17)

### Game-by-game

Opponent	Date	gs	min	Total		3-Pointers		Free throws		Rebounds				pf	a	t/o	blk	stl	pts	avg
				fg-fga	pct	3fg-fga	pct	ft-fga	pct	off	def	tot	avg							
UTAH VALLEY	11/10/17	*	37	3-13	.231	1-4	.250	5-6	.833	2	4	6	6.0	3	4	2	1	4	12	12.0
Totals		1	37	3-13	.231	1-4	.250	5-6	.833	2	4	6	6.0	3	4	2	1	4	12	12.0

Games played: 1  
Minutes/game: 37.0  
Points/game: 12.0  
FG Pct: 23.1  
3FG Pct: 25.0  
FT Pct: 83.3

Rebounds/game: 6.0  
Assists/game: 4.0  
Turnovers/game: 2.0  
Assist/turnover ratio: 2.0  
Steals/game: 4.0  
Blocks/game: 1.0

### Superlatives

	Season Stats	Career Stats
10+ points	1	1
20+ points	-	-
3+ assists	1	1
3+ steals	1	1
10+ rebounds	-	-
Double-doubles	-	-
Dunks	1	1

### Career Statistics

Year	GP-GS	Min-Avg	FG-FGA	Pct	3FG-FGA	Pct	FT-FTA	Pct	Off-Def-Tot-Avg	PF-FO	Ast	TO	Blk	Stl	Pts	Avg
2017-18	1-1	37-37.0	3-13	.231	1-4	.250	5-6	.833	2-4-6-6.0	3-0	4	2	1	4	12	12.0
TOTAL	1-1	37-37.0	3-13	.231	1-4	.250	5-6	.833	2-4-6-6.0	3-0	4	2	1	4	12	12.0

## Jonny David

# 10

Junior • G • 6-2 • 183 lbs • Pittsburgh  
Mt. Lebanon • Kinesiology



### Bio Blast

- Played in all three exhibition games, scoring against Thomas More
- Appeared in seven games as a sophomore, totaling five points
- Appeared in 11 games during his freshman campaign
- SEC Academic Honor Roll member the past two years
- Dean's List in fall 2016
- 1,000-point scorer in high school
- His father was a letterwinner at the University of Pittsburgh while head coach John Calipari was an assistant coach

### Season Averages

Games played .....	
Minutes/game .....	
Points/game .....	
FG Pct. ....	
3FG Pct. ....	
FT Pct. ....	
Rebounds/game .....	
Assists/game.....	
Turnovers/game .....	
Assist/turnover ratio .....	
Steals/game.....	
Blocks/game .....	

### Season Highs

Points.....	
FG Made .....	
FG Attempts .....	
3FG Made.....	
3FG Attempts .....	
FT Made.....	
FT Attempts.....	
Rebounds .....	
Assists.....	
Steals .....	
Blocks .....	
Minutes .....	

### Career Highs

Points.....	5, vs. TEXAS A&M (1/3/17)
FG Made .....	1, vs. TEXAS A&M (1/3/17)
FG Attempts ..	1, four times, last vs. TEXAS A&M (1/3/17)
3FG Made .....	1, vs. TEXAS A&M (1/3/17)
3FG Attempts ...	1, three times, last vs. TEXAS A&M (1/3/17)
FT Made.....	2, twice, last vs. TEXAS A&M (1/3/17)
FT Attempts..	2, three times, last vs. TEXAS A&M (1/3/17)
Rebounds .....	
Assists.....	
Steals .....	
Blocks .....	
Minutes .....	3, vs. CLEVELAND ST. (11/23/16)

### Game-by-game

### Superlatives

Season Stats		Career Stats	
10+ points	-	10+ points	-
20+ points	-	20+ points	-
3+ assists	-	3+ assists	-
3+ steals	-	3+ steals	-
10+ rebounds	-	10+ rebounds	-
Double-doubles	-	Double-doubles	-
Dunks	-	Dunks	-

### Career Statistics

Year	GP-GS	Min-Avg	FG-FGA	Pct	3FG-FGA	Pct	FT-FTA	Pct	Off-Def-Tot-Avg	PF-FO	Ast	TO	Blk	Stl	Pts	Avg
2015-16	11-0	11-1.0	0-2	.00	0-2	.000	2-2	1.000	0-0-0-0.0	1-0	0	1	0	0	2	0.2
2016-17	7-0	11-1.6	1-2	.500	1-1	1.000	2-4	.500	0-0-0-0.0	0-0	0	3	0	0	5	0.7
2017-18																
<b>TOTAL</b>	<b>18-0</b>	<b>22-1.2</b>	<b>1-4</b>	<b>.250</b>	<b>1-3</b>	<b>.333</b>	<b>4-6</b>	<b>.667</b>	<b>0-0-0-0.0</b>	<b>1-0</b>	<b>0</b>	<b>4</b>	<b>0</b>	<b>0</b>	<b>7</b>	<b>0.4</b>

## Brad Calipari

# 12

Sophomore • G • 6-0 • 176 lbs • Franklin Lakes, N.J.  
MacDuffie School • Pre-Marketing



### Bio Blast

- Pronunciation: cal-uh-PEAR-ee
- Played in all three exhibition games scoring a three pointer against Centre College
- Part of an international basketball trip with Global Sports Academy in Croatia
- Averaged 14.3 points, 6.5 assists and 3.3 rebounds a game in four games on the trip
- Played in 15 games scoring eight points as a freshman
- Spent two seasons at MacDuffie after starting his high-school career at Lexington Christian Academy
- Developed into a sharpshooter during his final season at MacDuffie, where he shot a team-high 47 percent from behind the 3-point line
- Averaged 15.3 points, 3.6 assists and 2.6 rebounds per game as a senior
- Finished his career as a 1,000-point scorer
- Aspires to be a coach one day

### Season Averages

Games played .....	
Minutes/game .....	
Points/game .....	
FG Pct .....	
3FG Pct .....	
FT Pct .....	
Rebounds/game .....	
Assists/game .....	
Turnovers/game .....	
Assist/turnover ratio .....	
Blocks/game: .....	

### Game-by-game

### Season Highs

Points .....	
FG Made .....	
FG Attempts .....	
3FG Made .....	
3FG Attempts .....	
FT Made .....	
FT Attempts .....	
Rebounds .....	
Assists .....	
Steals .....	
Blocks .....	
Minutes .....	

### Career Highs

Points .....	3, twice, last vs. VALPO (12/07/16)
FG Made .....	1, twice, last vs. VALPO (12/07/16)
FG Attempts .....	3, twice, last vs. Arizona St. (11/28/16)
FG Made .....	1, twice, last vs. VALPO (12/07/16)
3FG Attempts .....	3, vs. CLEVELAND ST. (11/23/16)
FT Made .....	2, vs. CANISIUS (11/13/16)
FT Attempts .....	3, vs. CANISIUS (11/13/16)
Rebounds ...	1, three times, last last vs. TEXAS A&M (1/3/17)
Assists .....	1, vs. Arizona St. (11/28/16)
Steals .....	
Blocks .....	1, vs. CLEVELAND ST. (11/23/16)
Minutes .....	8, vs. CLEVELAND ST. (11/23/16)

### Superlatives

Season Stats		Career Stats	
10+ points	-	10+ points	-
20+ points	-	20+ points	-
3+ assists	-	3+ assists	-
3+ steals	-	3+ steals	-
10+ rebounds	-	10+ rebounds	-
Double-doubles	-	Double-doubles	-
Dunks	-	Dunks	-

### Career Statistics

Year	GP-GS	Min-Avg	FG-FGA	Pct	3FG-FGA	Pct	FT-FTA	Pct	Off-Def-Tot-Avg	PF-FO	Ast	TO	Blk	Stl	Pts	Avg
2016-17	15-0	45-3.0	2-13	.154	2-12	.167	2-5	.400	1-2-3-0-2	3-0	1	2	1	0	8	0.5
2017-18																
<b>TOTAL</b>	<b>15-0</b>	<b>45-3.0</b>	<b>2-13</b>	<b>.154</b>	<b>2-12</b>	<b>.167</b>	<b>2-5</b>	<b>.400</b>	<b>1-2-3-0-2</b>	<b>3-0</b>	<b>1</b>	<b>2</b>	<b>1</b>	<b>0</b>	<b>8</b>	<b>0.5</b>

## Jemarl Baker

# 13

Freshman • G • 6-4 • 182 lbs • Menifee, Calif.  
Eleanor Roosevelt • Undeclared/Exploratory Studies in Arts and Sciences



### Bio Blast

- Pronunciation: like Jamal
- Underwent left knee surgery at the end of October and is expected to miss three months from the time of the surgery
- Considered one of the premier shooters in the country whose range extends well beyond the college 3-point arc
- A consensus four-star prospect ranked among the top 100
- Averaged 17.1 points, 4.1 assists and 3.5 rebounds per game as a senior
- Led Roosevelt to its first-ever state title
- Honor-roll student in high school

### Season Averages

Games played	.....
Minutes/game	.....
Points/game	.....
FG Pct	.....
3FG Pct	.....
FT Pct	.....
Rebounds/game	.....
Assists/game	.....
Turnovers/game	.....
Assist/turnover ratio	.....
Blocks/game	.....

### Season Highs

Points	.....
FG Made	.....
FG Attempts	.....
3FG Made	.....
3FG Attempts	.....
FT Made	.....
FT Attempts	.....
Rebounds	.....
Assists	.....
Steals	.....
Blocks	.....
Minutes	.....

### Career Highs

Points	.....
FG Made	.....
FG Attempts	.....
3FG Made	.....
3FG Attempts	.....
FT Made	.....
FT Attempts	.....
Rebounds	.....
Assists	.....
Steals	.....
Blocks	.....
Minutes	.....

### Game-by-game

### Superlatives

Season Stats		Career Stats	
10+ points	-	10+ points	-
20+ points	-	20+ points	-
3+ assists	-	3+ assists	-
3+ steals	-	3+ steals	-
10+ rebounds	-	10+ rebounds	-
Double-doubles	-	Double-doubles	-
Dunks	-	Dunks	-

### Career Statistics

Year	GP-GS	Min-Avg	FG-FGA	Pct	3FG-FGA	Pct	FT-FTA	Pct	Off-Def-Tot-Avg	PF-FO	Ast	TO	Blk	Stl	Pts	Avg
2017-18																
TOTAL																

## Tai Wynyard

# 14

RS-Sophomore • F • 6-10 • 250 lbs • Auckland, New Zealand  
Rangitoto College • Undergraduate Studies



### Bio Blast

- Pronunciation: tie WIN-yard
- Suited up for New Zealand at the 2017 FIBA U19 World Cup
- Averaged team highs in points (13.8) and rebounds (9.2) in six games for the Junior Tall Blacks
- Made 15 appearances in his redshirt freshman campaign
- Scored 11 points, had 13 rebounds and three blocks, while averaging 3.6 minutes a game
- SEC Academic Honor Roll member
- Redshirted after enrolling midyear during the 2015-16 season
- Played for the New Zealand National Team in the FIBA 3-on-3 World Championships for a second-straight year this summer
- Was the most valuable player in the 3-on-3 tournament in 2015 when he lead New Zealand to a gold medal
- Was the youngest player to ever make the New Zealand National Team roster
- His father is a world-champion lumberjack who owns more than 150 individual world titles. Tai like his father, also enjoys competing in lumberjack competitions

### Season Averages

Games played	.....
Minutes/game	.....
Points/game	.....
FG Pct	.....
3FG Pct	.....
FT Pct	.....
Rebounds/game	.....
Assists/game	.....
Turnovers/game	.....
Assist/turnover ratio	.....
Blocks/game:	.....

### Season Highs

Points	.....
FG Made	.....
FG Attempts	.....
3FG Made	.....
3FG Attempts	.....
FT Made	.....
FT Attempts	.....
Rebounds	.....
Assists	.....
Steals	.....
Blocks	.....
Minutes	.....

### Career Highs

Points	.....4, vs. CLEVELAND ST. (11/23/16)
FG Made	.....2, vs. CLEVELAND ST. (11/23/16)
FG Attempts	.....2, vs. CLEVELAND ST. (11/23/16)
3FG Made	.....
3FG Attempts	.....
FT Made	.....1, at Mississippi St. (1/17/17)
FT Attempts	.....2, at Mississippi St. (1/17/17)
Rebounds	.....3, vs. CLEVELAND ST. (11/23/16)
Assists	.....1, vs. UT MARTIN (11/25/16)
Steals	.....1, vs. GEORGIA (1/31/17)
Blocks	.....1, three times, last vs. GEORGIA (1/31/17)
Minutes	.....12, vs. GEORGIA (1/31/17)

### Game-by-game

### Superlatives

Season Stats		Career Stats	
10+ points	-	10+ points	-
20+ points	-	20+ points	-
3+ blocks	-	3+ blocks	-
3+ steals	-	3+ steals	-
10+ rebounds	-	10+ rebounds	-
Double-doubles	-	Double-doubles	-
Dunks	-	Dunks	-

### Career Statistics

Year	GP-GS	Min-Avg	FG-FGA	Pct	3FG-FGA	Pct	FT-FTA	Pct	Off-Def-Tot-Avg	PF-FO	Ast	TO	Blk	Stl	Pts	Avg
2016-17	15-0	54-3.6	5-6	.833	0-0	.000	1-3	.333	5-8-13-0.9	11-0	1	2	3	1	11	0.7
2017-18																
<b>TOTAL</b>	<b>15-0</b>	<b>54-3.6</b>	<b>5-6</b>	<b>.833</b>	<b>0-0</b>	<b>.000</b>	<b>1-3</b>	<b>.333</b>	<b>5-8-13-0.9</b>	<b>11-0</b>	<b>1</b>	<b>2</b>	<b>3</b>	<b>1</b>	<b>11</b>	<b>0.7</b>



## Shai Gilgeous-Alexander

Freshman • G • 6-6 • 180 lbs • Hamilton, Canada  
Hamilton Heights • Undeclared/Exploratory  
Studies in Agriculture

# 22

### Bio Blast

- Pronunciation: shay GILL-juss
- One of four Wildcats to score in double-digits in the opener vs. Utah Valley, scoring 13 and adding four steals and four assists
- Averaged 11.3 points, 5.0 rebounds, 3.3 assists and 2.3 steals per game in the three exhibition games. Was 16 of 18 from the free-throw line
- Originally from Canada, Gilgeous-Alexander was a member of the 2016 Canadian Men's U18 National Team that captured the silver medal at the 2016 FIBA Americas U18 Championship
- Considered a consensus top-50 prospect in the 2017 class and is ranked as high as No. 20 overall by 247Sports
- Played in the Nike Hoop Summit
- Mom competed in track at Alabama and at the 1992 Summer Olympics for Canada
- 7-foot wingspan

### Season Averages

Games played	1
Minutes/game	36.0
Points/game	13.0
FG Pct	55.6
3FG Pct	50.0
FT Pct	100.0
Rebounds/game	3.0
Assists/game	4.0
Turnovers/game	3.0
Assist/turnover ratio	1.3
Steals/game	4.0
Blocks/game	

### Season Highs

Points	13, vs. UVU (11/10/17)
FG Made	5, vs. UVU (11/10/17)
FG Attempts	9, vs. UVU (11/10/17)
3FG Made	1, vs. UVU (11/10/17)
3FG Attempts	2, vs. UVU (11/10/17)
FT Made	2, vs. UVU (11/10/17)
FT Attempts	2, vs. UVU (11/10/17)
Rebounds	3, vs. UVU (11/10/17)
Assists	4, vs. UVU (11/10/17)
Steals	4, vs. UVU (11/10/17)
Blocks	
Minutes	36, vs. UVU (11/10/17)

### Career Highs

Points	13, vs. UVU (11/10/17)
FG Made	5, vs. UVU (11/10/17)
FG Attempts	9, vs. UVU (11/10/17)
3FG Made	1, vs. UVU (11/10/17)
3FG Attempts	2, vs. UVU (11/10/17)
FT Made	2, vs. UVU (11/10/17)
FT Attempts	2, vs. UVU (11/10/17)
Rebounds	3, vs. UVU (11/10/17)
Assists	4, vs. UVU (11/10/17)
Steals	4, vs. UVU (11/10/17)
Blocks	
Minutes	36, vs. UVU (11/10/17)

### Game-by-game

Opponent	Date	gs	min	Total		3-Pointers		Free throws		Rebounds				Other						
				fg	fga	pct	3fg	3fga	pct	ft	fta	pct	off	def	tot	ava	pf	a	t/o	blk
UTAH VALLEY	11/10/17	*	36	5-9	556	1-2	500	2-2	1,000	0	3	3	3.0	0	4	3	0	4	13	13.0
Totals		1	36	5-9	556	1-2	500	2-2	1,000	0	3	3	3.0	0	4	3	0	4	13	13.0

Games played: 1  
Minutes/game: 36.0  
Points/game: 13.0  
FG Pct: 55.6  
3FG Pct: 50.0  
FT Pct: 100.0

Rebounds/game: 3.0  
Assists/game: 4.0  
Turnovers/game: 3.0  
Assist/turnover ratio: 1.3  
Steals/game: 4.0

### Superlatives

Season Stats		Career Stats	
10+ points	1	10+ points	1
20+ points	-	20+ points	-
3+ assists	1	3+ assists	1
3+ steals	1	3+ steals	1
10+ rebounds	-	10+ rebounds	-
Double-doubles	-	Double-doubles	-
Dunks	1	Dunks	1

### Career Statistics

Year	GP-GS	Min-Avg	FG-FGA	Pct	3FG-FGA	Pct	FT-FTA	Pct	Off-Def-Tot-Avg	PF-FO	Ast	TO	Blk	Stl	Pts	Avg
2017-18	1-1	36-36.0	5-9	.556	1-2	.500	2-2	1.000	0-3-3-3.0	0-0	4	3	0	4	13	13.0
TOTAL	1-1	36-36.0	5-9	.556	1-2	.500	2-2	1.000	0-3-3-3.0	0-0	4	3	0	4	13	13.0





## PJ Washington

# 25

Freshman • F • 6-7 • 236 lbs • Dallas  
Findlay Prep • Undeclared/Exploratory Studies in  
Communication

### Bio Blast

- Made the first start of his career in the opener vs. Utah Valley
- Rated as high as the No. 12 overall prospect in the class of 2017 rankings by ESPN
- All-USA Boys Basketball Second Team
- Played in the 2017 McDonald's All American Game and the Jordan Brand Classic
- Won most valuable player honors at the inaugural Allen Iverson Roundball Classic
- Started all five games and averaged 10.0 points and 4.0 rebounds for the gold-medal winning 2016 USA Men's U18 National Team in Chile
- Member of the 2015 USA 3x3 U18 World Championship Team, which finished in eighth place in Debrecen, Hungary
- Suited up for Coach Calipari and Team USA at the 2017 FIBA U19 World Cup
- Averaged a team-high 12.9 points per game and also added 5.1 rebounds per outing en route to a third-place finish
- An honor-roll student
- Second-best wingspan on the team at 7-3

### Season Averages

Games played	1
Minutes/game	19.0
Points/game	5.0
FG Pct	100.0
3FG Pct	
FT Pct	50.0
Rebounds/game	3.0
Assists/game	2.0
Turnovers/game	4.0
Assist/turnover ratio	6.5
Steals/game	
Blocks/game	

### Season Highs

Points	5, vs. UVU (11/10/17)
FG Made	1, vs. UVU (11/10/17)
FG Attempts	1, vs. UVU (11/10/17)
3FG Made	3, vs. UVU (11/10/17)
3FG Attempts	6, vs. UVU (11/10/17)
FT Made	3, vs. UVU (11/10/17)
FT Attempts	6, vs. UVU (11/10/17)
Rebounds	3, vs. UVU (11/10/17)
Assists	2, vs. UVU (11/10/17)
Steals	
Blocks	
Minutes	19, vs. UVU (11/10/17)

### Career Highs

Points	5, vs. UVU (11/10/17)
FG Made	1, vs. UVU (11/10/17)
FG Attempts	1, vs. UVU (11/10/17)
3FG Made	3, vs. UVU (11/10/17)
3FG Attempts	6, vs. UVU (11/10/17)
FT Made	3, vs. UVU (11/10/17)
FT Attempts	6, vs. UVU (11/10/17)
Rebounds	3, vs. UVU (11/10/17)
Assists	2, vs. UVU (11/10/17)
Steals	
Blocks	
Minutes	19, vs. UVU (11/10/17)

### Game-by-game

Opponent	Date	GS	min	Total		3-Pointers		Free throws		Rebounds				stl	pts	avg				
				fg	fga	pct	3fg	3fga	pct	ft	fta	pct	off				def	tot	ava	
UTAH VALLEY	11/10/17	*	19	1-1	1.000	0-0	.000	3-6	.500	1	2	3	3.0	2	2	4	0	0	5	5.0
Totals			19	1-1	1.000	0-0	.000	3-6	.500	1	2	3	3.0	2	2	4	0	0	5	5.0

Games played: 1  
Minutes/game: 19.0  
Points/game: 5.0  
FG Pct: 100.0  
FT Pct: 50.0

Rebounds/game: 3.0  
Assists/game: 2.0  
Turnovers/game: 4.0  
Assist/turnover ratio: 0.5

### Superlatives

Season Stats	Career Stats
10+ points	-
20+ points	-
3+ blocks	-
3+ steals	-
10+ rebounds	-
Double-doubles	-
Dunks	-

### Career Statistics

Year	GP-GS	Min-Avg	FG-FGA	Pct	3FG-FGA	Pct	FT-FTA	Pct	Off-Def-Tot-Avg	PF-FO	Ast	TO	Blk	Stl	Pts	Avg
2017-18	1-1	19-19.0	1-1	1.000	0-0	.000	3-6	.500	1-2-3-3.0	2-0	2	4	0	0	5	5.0
TOTAL	1-1	19-19.0	1-1	1.000	0-0	.000	3-6	.500	1-2-3-3.0	2-0	2	4	0	0	5	5.0

## Dillon Pulliam

# 30

RS-Junior • G • 6-3 • 195 lbs • Cynthiana, Ky.  
Transylvania University • Computer Engineering

### Bio Blast

- Made six appearances during the 2016-17 season
- Sat out the 2015-16 season due to NCAA transfer rules
- Played his freshman season at Transylvania University where he averaged 4.8 points and 3.4 rebounds per game
- SEC Academic Honor Roll member
- Dean's List for the fall 2016 and spring 2017 semesters
- Took a mission trip to Belize during summer 2016 with Sports Reach



### Season Averages

Games played .....	.....
Minutes/game .....	.....
Points/game .....	.....
FG Pct. ....	.....
3FG Pct. ....	.....
FT Pct. ....	.....
Rebounds/game .....	.....
Assists/game.....	.....
Turnovers/game .....	.....
Assist/turnover ratio .....	.....
Steals/game .....	.....
Blocks/game .....	.....

### Season Highs

Points.....	.....
FG Made .....	.....
FG Attempts .....	.....
3FG Made .....	.....
3FG Attempts .....	.....
FT Made.....	.....
FT Attempts.....	.....
Rebounds .....	.....
Assists.....	.....
Steals .....	.....
Blocks .....	.....
Minutes .....	.....

### Career Highs

Points.....	.....
FG Made .....	.....
FG Attempts .....	1, vs. Arizona St. (11/28/16)
3FG Made .....	.....
3FG Attempts .....	.....
FT Made.....	.....
FT Attempts.....	.....
Rebounds .....	1, vs. DUQUESNE (11/20/16)
Assists.....	1, vs. DUQUESNE (11/20/16)
Steals .....	.....
Blocks .....	.....
Minutes .....	2, three times, last vs. TEXAS A&M (1/3/7)

### Game-by-game

### Superlatives

Season Stats		Career Stats	
10+ points	-	10+ points	-
20+ points	-	20+ points	-
3+ assists	-	3+ assists	-
3+ steals	-	3+ steals	-
10+ rebounds	-	10+ rebounds	-
Double-doubles	-	Double-doubles	-
Dunks	-	Dunks	-

### Career Statistics

Year	GP-GS	Min-Avg	FG-FGA	Pct	3FG-FGA	Pct	FT-FTA	Pct	Off-Def-Tot-Avg	PF-FO	Ast	TO	Blk	Stl	Pts	Avg
2016-17	6-0	8-1.3	0-1	.000	0-0	.000	0-0	.000	0-1-1-0.2	0-0	1	1	0	0	0	0.0
2017-18																
<b>TOTAL</b>	<b>6-0</b>	<b>8-1.3</b>	<b>0-1</b>	<b>.000</b>	<b>0-0</b>	<b>.000</b>	<b>0-0</b>	<b>.000</b>	<b>0-1-1-0.2</b>	<b>0-0</b>	<b>1</b>	<b>1</b>	<b>0</b>	<b>0</b>	<b>0</b>	<b>0.0</b>



# Wenyan Gabriel

32

Sophomore • F • 6-9 • 205 lbs • Manchester, N.H.  
Wilbraham & Monson Academy • Pre-Communication

## Bio Blast

- Pronunciation: WHEN-yen
- Grabbed a team-high 13 rebounds and tied for the team high with three blocks vs. Utah Valley
- Led the Wildcats in rebounds for the three exhibition games, averaging 8.3 per game
- Leading returner for the Wildcats. Top returner in terms of minutes, scoring, rebounds, assists, blocks and steals
- Appeared in 38 games, making 23 starts as a freshman
- Recorded a double-double with 11 points and 10 rebounds in the exhibition win vs. Thomas More
- Transformed his body in the offseason with added muscle
- Had a career-high 23 points, tying his personal bests for 3-pointers made (three) and free throws made (six) to go along with eight rebounds vs. LSU
- Averaged 4.9 rebounds for the season, fourth on the team
- Pulled down a career-high 16 rebounds against Auburn, the most by a Wildcat since Julius Randle had 16 vs. LSU on March 14, 2014
- Born in Khartoum, Sudan

## Season Averages

Games played .....	1
Minutes/game .....	23.0
Points/game .....	7.0
FG Pct .....	.23.1
3FG Pct .....	.25.0
FT Pct .....	
Rebounds/game .....	13.0
Assists/game .....	3.0
Assist/turnover ratio .....	99.9
Steals/game .....	1.0
Blocks/game .....	3.0

## Season Highs

Points.....	7, vs. UVU (11/10/17)
FG Made .....	3, vs. UVU (11/10/17)
FG Attempts .....	13, vs. UVU (11/10/17)
3FG Made .....	1, vs. UVU (11/10/17)
3FG Attempts .....	4, vs. UVU (11/10/17)
FT Made.....	
FT Attempts.....	
Rebounds .....	13, vs. UVU (11/10/17)
Assists.....	3, vs. UVU (11/10/17)
Steals .....	1, vs. UVU (11/10/17)
Blocks .....	3, vs. UVU (11/10/17)
Minutes .....	23, vs. UVU (11/10/17)

## Career Highs

Points.....	23, vs. LSU (2/7/17)
FG Made .....	7, vs. LSU (2/7/17)
FG Attempts .....	13, vs. UVU (11/10/17)
3FG Made .....	3, three times, last vs LSU (2/7/17)
3FG Attempts .....	8, vs. SOUTH CAROLINA (1/21/17)
FT Made.....	6, twice, last vs. LSU (2/7/17)
FT Attempts.....	7, vs. LSU (2/7/17)
Rebounds .....	16, vs. AUBURN (1/14/16)
Assists.....	6, vs. CLEVELAND ST. (11/23/16)
Steals .....	3, vs. Michigan St. (11/15/16)
Blocks .....	3, four times, last vs. UVU (11/10/17)
Minutes .....	31, vs. LSU (2/7/17)

## Game-by-game

Opponent	Date	gs	min	Total		3-Pointers		Free throws		Rebounds				pf						
				fg-fga	pct	3fg-fga	pct	ft-fga	pct	off	def	tot	avg	pf	a	t/o	blk	stl	pts	avg
UTAH VALLEY	11/10/17	23		3-13	.231	1-4	.250	0-0	.000	6	7	13	13.0	3	3	0	3	1	7	7.0
Totals		0	23	3-13	.231	1-4	.250	0-0	.000	6	7	13	13.0	3	3	0	3	1	7	7.0

Games played: 1  
Minutes/game: 23.0  
Points/game: 7.0  
FG Pct: .23.1  
3FG Pct: .25.0

Rebounds/game: 13.0  
Assists/game: 3.0  
Assist/turnover ratio: 99.9  
Steals/game: 1.0  
Blocks/game: 3.0

## Superlatives

Season Stats		Career Stats	
10+ points	-	10+ points	7
20+ points	-	20+ points	1
3+ blocks	1	3+ blocks	4
3+ steals	-	3+ steals	1
10+ rebounds	1	10+ rebounds	3
Double-doubles	-	Double-doubles	1
Dunks	-	Dunks	5

## Career Statistics

Year	GP-GS	Min-Avg	FG-FGA	Pct	3FG-FGA	Pct	FT-FTA	Pct	Off-Def-Tot-Avg	PF-FO	Ast	TO	Blk	Stl	Pts	Avg
2016-17	38-23	676-17.8	60-148	.405	20-63	.317	34-55	.618	61-123-184-4.8	91-2	26	29	34	11	174	4.6
2017-18	1-0	23-23.0	3-13	.231	1-4	.250	0-0	.000	6-7-13-13.0	3-0	3	0	3	1	7	7.0
<b>TOTAL</b>	<b>39-23</b>	<b>699-17.9</b>	<b>63-161</b>	<b>.391</b>	<b>21-67</b>	<b>.313</b>	<b>34-55</b>	<b>.618</b>	<b>67-130-197-5.1</b>	<b>94-2</b>	<b>29</b>	<b>29</b>	<b>37</b>	<b>12</b>	<b>181</b>	<b>4.6</b>

# BOX SCORES

## GAME ONE #5/4 KENTUCKY 73, UTAH VALLEY 63

## GAME TWO VERMONT AT KENTUCKY

Official Basketball Box Score -- Game Totals -- Final Statistics  
Utah Valley vs Kentucky  
11/10/17 7:00 pm at Rupp Arena - Lexington, KY

Utah Valley 63 • 0-1

#	Player	Total			3-Ptr			Rebounds			PF	TP	A	TO	Blk	Stl	Min
		FG	FGA	FT	FTA	Off	Def	Tot									
00	Manyang, Akolda	c	3-4	0-0	0-3	3	4	7	3	6	1	2	5	0		23	
02	Toolson, Jake	g	3-9	1-1	4-4	1	2	3	3	11	2	2	0	2		22	
03	Randolph, Brandon	g	4-7	1-2	1-2	1	1	2	2	10	7	4	0	2		35	
11	Toolson, Conner	g	3-11	2-9	2-2	0	2	2	4	10	1	2	0	1		34	
25	Ogbe, Kenneth	g	4-10	1-4	3-5	2	5	7	2	12	0	3	1	0		35	
01	Calvert, Cory		0-0	0-0	0-0	0	0	0	0	0	0	1	0	0		1	
10	Nakwaasah, Ben		1-5	0-1	2-2	1	1	2	4	4	1	2	0	1		20	
12	Tahvanainen, Joonas		0-0	0-0	0-0	0	0	0	0	0	0	0	0	0		5	
22	Neilson, Isaac		5-10	0-1	0-0	3	5	8	2	10	0	1	2	2		25	
	Team					5	3	8				3					
	Totals		23-56	5-18	12-18	16	23	39	20	63	12	20	8	8		200	

FG % 1st Half: 12-30 40.0% 2nd half: 11-26 42.3% Game: 23-56 41.1% Deadball Rebounds 2,2  
3FG % 1st Half: 2-8 25.0% 2nd half: 3-10 30.0% Game: 5-18 27.8%  
FT % 1st Half: 8-8 100.0 2nd half: 4-10 40.0% Game: 12-18 66.7%

Kentucky 73 • 1-0

#	Player	Total			3-Ptr			Rebounds			PF	TP	A	TO	Blk	Stl	Min
		FG	FGA	FT	FTA	Off	Def	Tot									
04	Richards, Nick	f	4-7	0-0	2-3	2	1	3	3	10	0	2	3	1		24	
05	Knox, Kevin	f	3-13	1-4	5-6	2	4	6	3	12	4	2	1	4		37	
25	Washington, PJ	f	1-1	0-0	3-6	1	2	3	2	5	2	4	0	0		19	
03	Diallo, Hamidou	g	8-16	2-4	0-0	2	3	5	2	18	3	1	0	0		25	
22	Gilgeous-Alexander	g	5-9	1-2	2-2	0	3	3	0	13	4	3	0	4		36	
00	Green, Quade		0-4	0-1	4-4	0	0	0	1	4	1	0	0	0		21	
01	Killeya-Jones, Sacha		2-3	0-0	0-2	2	0	2	4	4	0	1	1	1		15	
32	Gabriel, Wenyen		3-13	1-4	0-0	6	7	13	3	7	3	0	3	1		23	
	Team					3	0	3				1					
	Totals		26-66	5-15	16-23	18	20	38	18	73	17	14	8	11		200	

FG % 1st Half: 7-34 20.6% 2nd half: 19-32 59.4% Game: 26-66 39.4% Deadball Rebounds 4,1  
3FG % 1st Half: 2-8 25.0% 2nd half: 3-7 42.9% Game: 5-15 33.3%  
FT % 1st Half: 9-11 81.8% 2nd half: 7-12 58.3% Game: 16-23 69.6%

Officials: Joe Lindsay, Todd Austin, Nate Green  
Technical fouls: Utah Valley-None. Kentucky-None.  
Attendance: 19807

Score by periods	1st	2nd	Total
Utah Valley	34	29	63
Kentucky	25	48	73

Points	In	Off	2nd	Fast	Bench
Paint	Paint	T/O	Chance	Break	
UTVALLEY	34	16	8	6	14
UK	34	23	10	20	15

Last FG - UTVALLEY 2nd-00:18, UK 2nd-01:24.  
Largest lead - UTVALLEY by 12 2nd-19:26, UK by 14 2nd-06:25.  
UTVALLEY led for 17:08. UK led for 20:04. Game was tied for 02:48.

Score tied - 5 times.  
Lead changed - 4 times.

## GAME THREE KANSAS VS. KENTUCKY

## GAME FOUR ETSU AT KENTUCKY





2017-18 Kentucky Men's Basketball  
 Kentucky Combined Team Statistics (as of Nov 10, 2017)  
 All games



RECORD:	OVERALL	HOME	AWAY	NEUTRAL
ALL GAMES	1-0	1-0	0-0	0-0
CONFERENCE	0-0	0-0	0-0	0-0
NON-CONFERENCE	1-0	1-0	0-0	0-0

#	Player	gp-gs	min	avg	Total		3-Point		F-Throw		Rebounds				pts	avg								
					fg-fga	fg%	3fg-fga	3fg%	ft-fta	ft%	off	def	tot	avg			pf	dq	a	to	blk	stl		
03	Diallo, Hamidou	1-1	25	25.0	8-16	.500	2-4	.500	0-0	.000	2	3	5	5.0	2	0	3	1	0	0	18	18.0		
22	Gilgeous-Alexander	1-1	36	36.0	5-9	.556	1-2	.500	2-2	1.000	0	3	3	3.0	0	0	4	3	0	4	13	13.0		
05	Knox, Kevin	1-1	37	37.0	3-13	.231	1-4	.250	5-6	.833	2	4	6	6.0	3	0	4	2	1	4	12	12.0		
04	Richards, Nick	1-1	24	24.0	4-7	.571	0-0	.000	2-3	.667	2	1	3	3.0	3	0	0	2	3	1	10	10.0		
32	Gabriel, Wenyen	1-0	23	23.0	3-13	.231	1-4	.250	0-0	.000	6	7	13	13.0	3	0	3	0	3	1	7	7.0		
25	Washington, PJ	1-1	19	19.0	1-1	1.000	0-0	.000	3-6	.500	1	2	3	3.0	2	0	2	4	0	0	5	5.0		
01	Killeya-Jones, Sacha	1-0	15	15.0	2-3	.667	0-0	.000	0-2	.000	2	0	2	2.0	4	0	0	1	1	1	4	4.0		
00	Green, Quade	1-0	21	21.0	0-4	.000	0-1	.000	4-4	1.000	0	0	0	0.0	1	0	1	0	0	0	4	4.0		
Team											3	0	3											
Total.....		0	200	26-66		.394	5-15	.333	16-23	.696	18	20	38	0.0	18	0	17	14	8	11	73	0.0		
Opponents.....		0	200	23-56		.411	5-18	.278	12-18	.667	16	23	39	0.0	20	-	12	20	8	8	63	0.0		

TEAM STATISTICS

	UK	OPP
SCORING	73	63
Points per game	73.0	63.0
Scoring margin	+10.0	-
FIELD GOALS-ATT	26-66	23-56
Field goal pct	.394	.411
3 POINT FG-ATT	5-15	5-18
3-point FG pct	.333	.278
3-pt FG made per game	5.0	5.0
FREE THROWS-ATT	16-23	12-18
Free throw pct	.696	.667
F-Throws made per game	16.0	12.0
REBOUNDS	38	39
Rebounds per game	38.0	39.0
Rebounding margin	-1.0	-
ASSISTS	17	12
Assists per game	17.0	12.0
TURNOVERS	14	20
Turnovers per game	14.0	20.0
Turnover margin	+6.0	-
Assist/turnover ratio	1.2	0.6
STEALS	11	8
Steals per game	11.0	8.0
BLOCKS	8	8
Blocks per game	8.0	8.0
ATTENDANCE	19807	0
Home games-Avg/Game	1-19807	0-0
Neutral site-Avg/Game	-	0-0

Date	Opponent	Score	Att.
11/10/17	UTAH VALLEY	w 73-63	19807

\* - Conference game

Score by Periods	1st	2nd	Totals
Kentucky	25	48	73
Opponents	34	29	63



2017-18 Kentucky Men's Basketball  
 Kentucky Category Leaders (as of Nov 10, 2017)  
 All games



Points	G	Pts	Pts/G
Diallo, Hamidou	1	18	18.0
Gilgeous-Alexander	1	13	13.0
Knox, Kevin	1	12	12.0
Richards, Nick	1	10	10.0
Gabriel, Wenyen	1	7	7.0
Washington, PJ	1	5	5.0
Green, Quade	1	4	4.0
Killeya-Jones, Sacha	1	4	4.0

Scoring Average	G	Pts	Avg/G
Diallo, Hamidou	1	18	18.0
Gilgeous-Alexander	1	13	13.0
Knox, Kevin	1	12	12.0
Richards, Nick	1	10	10.0
Gabriel, Wenyen	1	7	7.0
Washington, PJ	1	5	5.0
Green, Quade	1	4	4.0
Killeya-Jones, Sacha	1	4	4.0

FG Percentage	FG	Att	Pct
Washington, PJ	1	1	1.000
Killeya-Jones, Sacha	2	3	.667
Richards, Nick	4	7	.571
Gilgeous-Alexander	5	9	.556
Diallo, Hamidou	8	16	.500
Knox, Kevin	3	13	.231
Gabriel, Wenyen	3	13	.231
Green, Quade	0	4	.000

Field Goal Attempts	G	Att	Att/G
Diallo, Hamidou	1	16	16.0
Gabriel, Wenyen	1	13	13.0
Knox, Kevin	1	13	13.0
Gilgeous-Alexander	1	9	9.0
Richards, Nick	1	7	7.0

Field Goals Made	G	Made	Made/G
Diallo, Hamidou	1	8	8.0
Gilgeous-Alexander	1	5	5.0
Richards, Nick	1	4	4.0
Knox, Kevin	1	3	3.0
Gabriel, Wenyen	1	3	3.0

3-Point Percentage	3FG	Att	Pct
Gilgeous-Alexander	1	2	.500
Diallo, Hamidou	2	4	.500
Knox, Kevin	1	4	.250
Gabriel, Wenyen	1	4	.250
Green, Quade	0	1	.000

3-Point FG Attempts	G	Att	Att/G
Gabriel, Wenyen	1	4	4.0
Diallo, Hamidou	1	4	4.0
Knox, Kevin	1	4	4.0
Gilgeous-Alexander	1	2	2.0
Green, Quade	1	1	1.0

3-Point FG Made	G	Made	Made/G
Diallo, Hamidou	1	2	2.0
Gilgeous-Alexander	1	1	1.0
Knox, Kevin	1	1	1.0
Gabriel, Wenyen	1	1	1.0

Free Throw Percent	FG	Att	Pct
Gilgeous-Alexander	2	2	1.000
Green, Quade	4	4	1.000
Knox, Kevin	5	6	.833
Richards, Nick	2	3	.667
Washington, PJ	3	6	.500
Killeya-Jones, Sacha	0	2	.000

Free Throw Attempts	G	Att	Att/G
Knox, Kevin	1	6	6.0
Washington, PJ	1	6	6.0
Green, Quade	1	4	4.0
Richards, Nick	1	3	3.0
Killeya-Jones, Sacha	1	2	2.0
Gilgeous-Alexander	1	2	2.0

Free Throws Made	G	Made	Made/G
Knox, Kevin	1	5	5.0
Green, Quade	1	4	4.0
Washington, PJ	1	3	3.0
Gilgeous-Alexander	1	2	2.0
Richards, Nick	1	2	2.0



2017-18 Kentucky Men's Basketball  
 Kentucky Category Leaders (as of Nov 10, 2017)  
 All games



Rebounds	G	Reb	Reb/G
Gabriel, Wenyen	1	13	13.0
Knox, Kevin	1	6	6.0
Diallo, Hamidou	1	5	5.0
Gilgeous-Alexander	1	3	3.0
Washington, PJ	1	3	3.0
Richards, Nick	1	3	3.0

Rebound Average	G	Reb	Avg/G
Gabriel, Wenyen	1	13	13.0
Knox, Kevin	1	6	6.0
Diallo, Hamidou	1	5	5.0
Richards, Nick	1	3	3.0
Gilgeous-Alexander	1	3	3.0
Washington, PJ	1	3	3.0

Offensive Rebounds	G	No.	Avg/G
Gabriel, Wenyen	1	6	6.0
Richards, Nick	1	2	2.0
Diallo, Hamidou	1	2	2.0
Knox, Kevin	1	2	2.0
Killeya-Jones, Sacha	1	2	2.0

Defensive Rebounds	G	No.	Avg/G
Gabriel, Wenyen	1	7	7.0
Knox, Kevin	1	4	4.0
Diallo, Hamidou	1	3	3.0
Gilgeous-Alexander	1	3	3.0
Washington, PJ	1	2	2.0

Fouls	G	No.	Per/G
Killeya-Jones, Sacha	1	4	4.0
Gabriel, Wenyen	1	3	3.0
Richards, Nick	1	3	3.0
Knox, Kevin	1	3	3.0
Diallo, Hamidou	1	2	2.0
Washington, PJ	1	2	2.0

Fouls	G	No.
-------	---	-----

Assists	G	No.	Ast/G
Gilgeous-Alexander	1	4	4.0
Knox, Kevin	1	4	4.0
Diallo, Hamidou	1	3	3.0
Gabriel, Wenyen	1	3	3.0
Washington, PJ	1	2	2.0

Steals	G	No.	Stl/G
Gilgeous-Alexander	1	4	4.0
Knox, Kevin	1	4	4.0
Gabriel, Wenyen	1	1	1.0
Killeya-Jones, Sacha	1	1	1.0
Richards, Nick	1	1	1.0

Blocked Shots	G	No.	Blk/G
Gabriel, Wenyen	1	3	3.0
Richards, Nick	1	3	3.0
Knox, Kevin	1	1	1.0
Killeya-Jones, Sacha	1	1	1.0

Minutes	G	No.	Min/G
Knox, Kevin	1	37	37.0
Gilgeous-Alexander	1	36	36.0
Diallo, Hamidou	1	25	25.0
Richards, Nick	1	24	24.0
Gabriel, Wenyen	1	23	23.0

Turnovers	G	No.	TO/G
Washington, PJ	1	4	4.0
Gilgeous-Alexander	1	3	3.0
Knox, Kevin	1	2	2.0
Richards, Nick	1	2	2.0
Diallo, Hamidou	1	1	1.0
Killeya-Jones, Sacha	1	1	1.0



2017-18 Kentucky Men's Basketball  
 Kentucky Overall/Conference Statistics (as of Nov 10, 2017)  
 All games



SUMMARY	Overall Statistics										Conference Statistics									
	gp-gs	min/g	fg%	3fg%	ft%	r/g	a/g	stl	blk	pts/g	gp-gs	min/g	fg%	3fg%	ft%	r/g	a/g	stl	blk	pts/g
Diallo, Hamidou	1-1	25.0	.500	.500	.000	5.0	3.0	0	0	18.0										
Gilgeous-Alexander	1-1	36.0	.556	.500	1.000	3.0	4.0	4	0	13.0										
Knox, Kevin	1-1	37.0	.231	.250	.833	6.0	4.0	4	1	12.0										
Richards, Nick	1-1	24.0	.571	.000	.667	3.0	0.0	1	3	10.0										
Gabriel, Wenyen	1-0	23.0	.231	.250	.000	13.0	3.0	1	3	7.0										
Washington, PJ	1-1	19.0	1.000	.000	.500	3.0	2.0	0	0	5.0										
Killeya-Jones, Sacha	1-0	15.0	.667	.000	.000	2.0	0.0	1	1	4.0										
Green, Quade	1-0	21.0	.000	.000	1.000	0.0	1.0	0	0	4.0										
Totals	1		.394	.333	.696	38.0	17.0	11	8	73.0	0		.000	.000	.000	0.0	0.0	0	0	0.0
Opponent	1		.411	.278	.667	39.0	12.0	8	8	63.0	0		.000	.000	.000	0.0	0.0	0	0	0.0

SCORING	Overall Statistics									Conference Statistics							
	fg-fga	fg%	3fg-fga	3fg%	ft-fta	ft%	pts	pts/g	fg-fga	fg%	3fg-fga	3fg%	ft-fta	ft%	pts	pts/g	
Diallo, Hamidou	8-16	.500	2-4	.500	0-0	.000	18	18.0									
Gilgeous-Alexander	5-9	.556	1-2	.500	2-2	1.000	13	13.0									
Knox, Kevin	3-13	.231	1-4	.250	5-6	.833	12	12.0									
Richards, Nick	4-7	.571	0-0	.000	2-3	.667	10	10.0									
Gabriel, Wenyen	3-13	.231	1-4	.250	0-0	.000	7	7.0									
Washington, PJ	1-1	1.000	0-0	.000	3-6	.500	5	5.0									
Killeya-Jones, Sacha	2-3	.667	0-0	.000	0-2	.000	4	4.0									
Green, Quade	0-4	.000	0-1	.000	4-4	1.000	4	4.0									
Totals	26-66	.394	5-15	.333	16-23	.696	73	73.0	0-0	.000	0-0	.000	0-0	.000	0	0.0	
Opponent	23-56	.411	5-18	.278	12-18	.667	63	63.0	0-0	.000	0-0	.000	0-0	.000	0	0.0	

TOTALS	Overall Statistics										Conference Statistics									
	o-reb	d-reb	total	pf	fo	a	to	a/to	hi	pts	o-reb	d-reb	total	pf	fo	a	to	a/to	hi	pts
Diallo, Hamidou	2	3	5	2	0	3	1	3.0	18											
Gilgeous-Alexander	0	3	3	0	0	4	3	1.3	13											
Knox, Kevin	2	4	6	3	0	4	2	2.0	12											
Richards, Nick	2	1	3	3	0	0	2	0.0	10											
Gabriel, Wenyen	6	7	13	3	0	3	0	0.0	7											
Washington, PJ	1	2	3	2	0	2	4	0.5	5											
Killeya-Jones, Sacha	2	0	2	4	0	0	1	0.0	4											
Green, Quade	0	0	0	1	0	1	0	0.0	4											
Totals	18	20	38	18	0	17	14	1.2	73	0	0	0	0	0	0	0	0	0.0	0	
Opponent	16	23	39	20	-	12	20	0.6	63	0	0	0	0	-	0	0	0	0.0	0	





2017-18 Kentucky Men's Basketball  
 Kentucky Team Game-by-Game (as of Nov 10, 2017)  
 All games



TEAM STATISTICS

Opponent	Date	Score		Total		3-Pointers		Free throws		Rebounds				pf	a	t/o	blk	stl	pts	avg
				fg-fga	pct	3fg-fga	pct	ft-fta	pct	off	def	tot	avg							
UTAH VALLEY	11/10/17	73-63	W	26-66	.394	5-15	.333	16-23	.696	18	20	38	38.0	18	17	14	8	11	73	73.0
Kentucky		73		26-66	.394	5-15	.333	16-23	.696	18	20	38	38.0	18	17	14	8	11	73	73.0
Opponents		63		23-56	.411	5-18	.278	12-18	.667	16	23	39	39.0	20	12	20	8	8	63	63.0

Games played: 1  
 Points/game: 73.0  
 FG Pct: 39.4  
 3FG Pct: 33.3  
 FT Pct: 69.6

Rebounds/game: 38.0  
 Assists/game: 17.0  
 Turnovers/game: 14.0  
 Assist/turnover ratio: 1.2  
 Steals/game: 11.0  
 Blocks/game: 8.0



2017-18 Kentucky Men's Basketball  
 Kentucky Opponent Game-by-Game (as of Nov 10, 2017)  
 All games



OPPONENT STATISTICS

Opponent	Date	Score		Total		3-Pointers		Free throws		Rebounds				pf	a	t/o	blk	stl	pts	avg
				fg-fga	pct	3fg-fga	pct	ft-fta	pct	off	def	tot	avg							
UTAH VALLEY	11/10/17	73-63	W	23-56	.411	5-18	.278	12-18	.667	16	23	39	39.0	20	12	20	8	8	63	63.0
Opponents		63		23-56	.411	5-18	.278	12-18	.667	16	23	39	39.0	20	12	20	8	8	63	63.0
Kentucky		73		26-66	.394	5-15	.333	16-23	.696	18	20	38	38.0	18	17	14	8	11	73	73.0

Games played: 1  
 Points/game: 63.0  
 FG Pct: 41.1  
 3FG Pct: 27.8  
 FT Pct: 66.7

Rebounds/game: 39.0  
 Assists/game: 12.0  
 Turnovers/game: 20.0  
 Assist/turnover ratio: 0.6  
 Steals/game: 8.0  
 Blocks/game: 8.0



2017-18 Kentucky Men's Basketball  
Kentucky Team High/Low Analysis (as of Nov 10, 2017)  
All games



Kentucky - TEAM GAME HIGHS

POINTS	73		UTAH VALLEY (11/10/17)
FIELD GOALS MADE	26		UTAH VALLEY (11/10/17)
FIELD GOAL ATTEMPTS	66		UTAH VALLEY (11/10/17)
FIELD GOAL PERCENTAGE	.394	(26-66)	UTAH VALLEY (11/10/17)
3 PT FIELD GOALS MADE	5		UTAH VALLEY (11/10/17)
3 PT FG ATTEMPTS	15		UTAH VALLEY (11/10/17)
3 PT FG PERCENTAGE	.333	(5-15)	UTAH VALLEY (11/10/17)
FREE THROWS MADE	16		UTAH VALLEY (11/10/17)
FREE THROW ATTEMPTS	23		UTAH VALLEY (11/10/17)
FREE THROW PERCENTAGE	.696	(16-23)	UTAH VALLEY (11/10/17)
REBOUNDS	38		UTAH VALLEY (11/10/17)
ASSISTS	17		UTAH VALLEY (11/10/17)
STEALS	11		UTAH VALLEY (11/10/17)
BLOCKED SHOTS	8		UTAH VALLEY (11/10/17)
TURNOVERS	14		UTAH VALLEY (11/10/17)
FOULS	18		UTAH VALLEY (11/10/17)



2017-18 Kentucky Men's Basketball  
Kentucky High/Low Analysis (as of Nov 10, 2017)  
All games



Opponent - GAME HIGHS

POINTS	63		UTAH VALLEY (11/10/17)
FIELD GOALS MADE	23		UTAH VALLEY (11/10/17)
FIELD GOAL ATTEMPTS	56		UTAH VALLEY (11/10/17)
FIELD GOAL PERCENTAGE	.411	(23-56)	UTAH VALLEY (11/10/17)
3 PT FIELD GOALS MADE	5		UTAH VALLEY (11/10/17)
3 PT FG ATTEMPTS	18		UTAH VALLEY (11/10/17)
3 PT FG PERCENTAGE	.278	(5-18)	UTAH VALLEY (11/10/17)
FREE THROWS MADE	12		UTAH VALLEY (11/10/17)
FREE THROW ATTEMPTS	18		UTAH VALLEY (11/10/17)
FREE THROW PERCENTAGE	.667	(12-18)	UTAH VALLEY (11/10/17)
REBOUNDS	39		UTAH VALLEY (11/10/17)
ASSISTS	12		UTAH VALLEY (11/10/17)
STEALS	8		UTAH VALLEY (11/10/17)
BLOCKED SHOTS	8		UTAH VALLEY (11/10/17)
TURNOVERS	20		UTAH VALLEY (11/10/17)
FOULS	20		UTAH VALLEY (11/10/17)



2017-18 Kentucky Men's Basketball  
Kentucky High/Low Analysis (as of Nov 10, 2017)  
All games



Kentucky - GAME LOWS

POINTS	73		UTAH VALLEY (11/10/17)
FIELD GOALS MADE	26		UTAH VALLEY (11/10/17)
FIELD GOAL ATTEMPTS	66		UTAH VALLEY (11/10/17)
FIELD GOAL PERCENTAGE	.394	(26-66)	UTAH VALLEY (11/10/17)
3 PT FIELD GOALS MADE	5		UTAH VALLEY (11/10/17)
3 PT FG ATTEMPTS	15		UTAH VALLEY (11/10/17)
3 PT FG PERCENTAGE	.333	(5-15)	UTAH VALLEY (11/10/17)
FREE THROWS MADE	16		UTAH VALLEY (11/10/17)
FREE THROW ATTEMPTS	23		UTAH VALLEY (11/10/17)
FREE THROW PERCENTAGE	.696	(16-23)	UTAH VALLEY (11/10/17)
REBOUNDS	38		UTAH VALLEY (11/10/17)
ASSISTS	17		UTAH VALLEY (11/10/17)
STEALS	11		UTAH VALLEY (11/10/17)
BLOCKED SHOTS	8		UTAH VALLEY (11/10/17)
TURNOVERS	14		UTAH VALLEY (11/10/17)
FOULS	18		UTAH VALLEY (11/10/17)



2017-18 Kentucky Men's Basketball  
Kentucky High/Low Analysis (as of Nov 10, 2017)  
All games



Opponent - GAME LOWS

POINTS	63		UTAH VALLEY (11/10/17)
FIELD GOALS MADE	23		UTAH VALLEY (11/10/17)
FIELD GOAL ATTEMPTS	56		UTAH VALLEY (11/10/17)
FIELD GOAL PERCENTAGE	.411	(23-56)	UTAH VALLEY (11/10/17)
3 PT FIELD GOALS MADE	5		UTAH VALLEY (11/10/17)
3 PT FG ATTEMPTS	18		UTAH VALLEY (11/10/17)
3 PT FG PERCENTAGE	.278	(5-18)	UTAH VALLEY (11/10/17)
FREE THROWS MADE	12		UTAH VALLEY (11/10/17)
FREE THROW ATTEMPTS	18		UTAH VALLEY (11/10/17)
FREE THROW PERCENTAGE	.667	(12-18)	UTAH VALLEY (11/10/17)
REBOUNDS	39		UTAH VALLEY (11/10/17)
ASSISTS	12		UTAH VALLEY (11/10/17)
STEALS	8		UTAH VALLEY (11/10/17)
BLOCKED SHOTS	8		UTAH VALLEY (11/10/17)
TURNOVERS	20		UTAH VALLEY (11/10/17)
FOULS	20		UTAH VALLEY (11/10/17)



2017-18 Kentucky Men's Basketball  
 Kentucky Player High/Low Analysis (as of Nov 10, 2017)  
 All games



Kentucky - INDIVIDUAL GAME HIGHS

Points	18		Diallo, Hamidou vs Utah Valley (11/10/17)
	13		Gilgeous-Alexander vs Utah Valley (11/10/17)
	12		Knox, Kevin vs Utah Valley (11/10/17)
	10		Richards, Nick vs Utah Valley (11/10/17)
	7		Gabriel, Wenyen vs Utah Valley (11/10/17)
Field Goals Made	8		Diallo, Hamidou vs Utah Valley (11/10/17)
	5		Gilgeous-Alexander vs Utah Valley (11/10/17)
Field Goal Att.	16		Diallo, Hamidou vs Utah Valley (11/10/17)
	13		Knox, Kevin vs Utah Valley (11/10/17)
	13		Gabriel, Wenyen vs Utah Valley (11/10/17)
FG Pct (min 5 made)	.556	(5-9)	Gilgeous-Alexander vs Utah Valley (11/10/17)
	.500	(8-16)	Diallo, Hamidou vs Utah Valley (11/10/17)
3-Point FG Made	2		Diallo, Hamidou vs Utah Valley (11/10/17)
	1		Gabriel, Wenyen vs Utah Valley (11/10/17)
	1		Knox, Kevin vs Utah Valley (11/10/17)
	1		Gilgeous-Alexander vs Utah Valley (11/10/17)
3-Point FG Att.	4		Diallo, Hamidou vs Utah Valley (11/10/17)
	4		Gabriel, Wenyen vs Utah Valley (11/10/17)
	4		Knox, Kevin vs Utah Valley (11/10/17)
3-Pt FG Pct (min 2 made)	.500	(2-4)	Diallo, Hamidou vs Utah Valley (11/10/17)
Free Throws Made	5		Knox, Kevin vs Utah Valley (11/10/17)
	4		Green, Quade vs Utah Valley (11/10/17)
Free Throw Att.	6		Washington, PJ vs Utah Valley (11/10/17)
	6		Knox, Kevin vs Utah Valley (11/10/17)
FT Pct (min 3 made)	1.000	(4-4)	Green, Quade vs Utah Valley (11/10/17)
	.833	(5-6)	Knox, Kevin vs Utah Valley (11/10/17)
Rebounds	13		Gabriel, Wenyen vs Utah Valley (11/10/17)
	6		Knox, Kevin vs Utah Valley (11/10/17)
Assists	4		Gilgeous-Alexander vs Utah Valley (11/10/17)
	4		Knox, Kevin vs Utah Valley (11/10/17)
Steals	4		Gilgeous-Alexander vs Utah Valley (11/10/17)
	4		Knox, Kevin vs Utah Valley (11/10/17)
Blocked Shots	3		Gabriel, Wenyen vs Utah Valley (11/10/17)
	3		Richards, Nick vs Utah Valley (11/10/17)
Turnovers	4		Washington, PJ vs Utah Valley (11/10/17)
	3		Gilgeous-Alexander vs Utah Valley (11/10/17)
Fouls	4		Killeya-Jones, Sacha vs Utah Valley (11/10/17)
	3		Gabriel, Wenyen vs Utah Valley (11/10/17)
	3		Richards, Nick vs Utah Valley (11/10/17)
	3		Knox, Kevin vs Utah Valley (11/10/17)
Minutes	37		Knox, Kevin vs Utah Valley (11/10/17)
	36		Gilgeous-Alexander vs Utah Valley (11/10/17)
	25		Diallo, Hamidou vs Utah Valley (11/10/17)
	24		Richards, Nick vs Utah Valley (11/10/17)
	23		Gabriel, Wenyen vs Utah Valley (11/10/17)



2017-18 Kentucky Men's Basketball  
 Kentucky Opponent High/Low Analysis (as of Nov 10, 2017)  
 All games



OPPONENT INDIVIDUAL GAME HIGHS

Points	12		Ogbe, Kenneth vs Utah Valley (11/10/17)
	11		Toolson, Jake vs Utah Valley (11/10/17)
	10		Neilson, Isaac vs Utah Valley (11/10/17)
	10		Randolph, Brandon vs Utah Valley (11/10/17)
	10		Toolson, Conner vs Utah Valley (11/10/17)
Field Goals Made	5		Neilson, Isaac vs Utah Valley (11/10/17)
	4		Ogbe, Kenneth vs Utah Valley (11/10/17)
	4		Randolph, Brandon vs Utah Valley (11/10/17)
Field Goal Att.	11		Toolson, Conner vs Utah Valley (11/10/17)
	10		Ogbe, Kenneth vs Utah Valley (11/10/17)
	10		Neilson, Isaac vs Utah Valley (11/10/17)
FG Pct (min 5 made)	.500	(5-10)	Neilson, Isaac vs Utah Valley (11/10/17)
3-Point FG Made	2		Toolson, Conner vs Utah Valley (11/10/17)
	1		Toolson, Jake vs Utah Valley (11/10/17)
	1		Randolph, Brandon vs Utah Valley (11/10/17)
	1		Ogbe, Kenneth vs Utah Valley (11/10/17)
3-Point FG Att.	9		Toolson, Conner vs Utah Valley (11/10/17)
	4		Ogbe, Kenneth vs Utah Valley (11/10/17)
3-Pt FG Pct (min 2 made)	.222	(2-9)	Toolson, Conner vs Utah Valley (11/10/17)
Free Throws Made	4		Toolson, Jake vs Utah Valley (11/10/17)
	3		Ogbe, Kenneth vs Utah Valley (11/10/17)
Free Throw Att.	5		Ogbe, Kenneth vs Utah Valley (11/10/17)
	4		Toolson, Jake vs Utah Valley (11/10/17)
FT Pct (min 3 made)	1.000	(4-4)	Toolson, Jake vs Utah Valley (11/10/17)
	.600	(3-5)	Ogbe, Kenneth vs Utah Valley (11/10/17)
Rebounds	8		Neilson, Isaac vs Utah Valley (11/10/17)
	7		Ogbe, Kenneth vs Utah Valley (11/10/17)
	7		Manyang, Akolda vs Utah Valley (11/10/17)
Assists	7		Randolph, Brandon vs Utah Valley (11/10/17)
	2		Toolson, Jake vs Utah Valley (11/10/17)
Steals	2		Randolph, Brandon vs Utah Valley (11/10/17)
	2		Toolson, Jake vs Utah Valley (11/10/17)
	2		Neilson, Isaac vs Utah Valley (11/10/17)
Blocked Shots	5		Manyang, Akolda vs Utah Valley (11/10/17)
	2		Neilson, Isaac vs Utah Valley (11/10/17)
Turnovers	4		Randolph, Brandon vs Utah Valley (11/10/17)
	3		Ogbe, Kenneth vs Utah Valley (11/10/17)
	3		TEAM vs Utah Valley (11/10/17)
Fouls	4		Nakwaasah, Ben vs Utah Valley (11/10/17)
	4		Toolson, Conner vs Utah Valley (11/10/17)





2017-18 Kentucky Men's Basketball  
Kentucky Team Game-by-Game Comparison (as of Nov 10, 2017)  
All games



Opponent	1st	2nd	Score	Mar	Total FG	FG Pct	3-Pointers	3FG Pct	Free Throws	FT Pct	Rebounds	Assist	T/Over	Block	Steal	Fouls
UTAH VALLEY	25/34	48/29	73-63	+10	26-66/23-56	.394/.411	5-15/5-18	.333/.278	16-23/12-18	.696/.667	38/39 (1)	17/12	14/20	8/8	11/8	18/20

Note: Game totals are displayed in the format TEAM/OPPONENT for each category