



EXHIBITION // NOVEMBER 3 // 7 PM ET // LEXINGTON, KY // RUPP ARENA

**CENTRE COLONELS**  
**14-11 (2016-17 RECORD)**

HEAD COACH: GREG MASON  
 CAREER: 347-136 (19TH YR) // AT CENTRE: SAME  
 MASON VS. KENTUCKY: 0-0



**KENTUCKY WILDCATS**  
**32-6 (2016-17 RECORD)**

HEAD COACH: JOHN CALIPARI  
 NCAA CAREER: 652-191 // AT UK: 249-53 (9TH YR)  
 CALIPARI VS. CENTRE: 0-0

ALL-TIME SERIES: KENTUCKY 27-19 // LAST MEETING: KENTUCKY WON 47-11 (02.13.1929) // STREAK: KENTUCKY W11

TWO FINAL FOURS // 16 NCAA PLAYOFF APPEARANCES // 26 CONFERENCE TITLES

**GAME INFORMATION**

**Date:** November 3, 2017  
**Tipoff:** 7 PM EDT  
**Location:** Lexington, Ky.  
**Stadium:** Rupp Arena (23,500)

**MEDIA COVERAGE**

**TV:** SEC Network  
**Mobile:** Watch ESPN App  
**Radio:** Centre Sports Network  
**Live Stats:** UK Sidearm Live Stats  
 Links can be found on [CentreColonels.com](http://CentreColonels.com)

**CENTRE COLONELS**

**Inaugural Season:** 1905  
**Arena (cap.):** Alumni Gymnasium (2,500)  
**Head Coach:** Greg Mason (Centre '94)  
*Record at Centre: 347-136 (19th yr.)*  
*Career record: same*  
**2016 record:** 14-11  
**2016 SAA record (finish):** 9-5 (3rd)  
**Conference titles:** 26  
**NCAA appearances:** 16

**CENTRE COACHING STAFF**

**Greg Mason '94**.....Head Coach  
**Ryan Wiersma**..... Assistant Coach  
**Sean Rankin**..... Assistant Coach

**CENTRE ATHLETICS COMMUNICATIONS**

**Director of Athletics Communications & Digital Media**..... Kyle Piercy  
*Phone (O)*.....859.238.6158  
*Phone (C)*.....502.396.1159  
*Email*.....[kyle.piercy@centre.edu](mailto:kyle.piercy@centre.edu)  
**Assistant DAC**..... Seth Stogsdill  
*Email*.....[seth.stogsdill@centre.edu](mailto:seth.stogsdill@centre.edu)  
**Digital Media Intern**..... Isaac Feldman  
*Email*.....[isaac.feldman@centre.edu](mailto:isaac.feldman@centre.edu)

2017-18 REGULAR SEASON SCHEDULE

DATE	OPPONENT	TIME/RESULT
11.03 #	at Kentucky	7 PM
11.15	MARYVILLE (TENN.)	7:30 PM
11.20	at Transylvania	7:30 PM
11.24 <sup>1</sup>	vs. Carthage	7 PM
11.25 <sup>1</sup>	vs. TBA	TBA
11.28	at Franklin	7:30 PM
12.02 *	at Sewanee *	4 PM
12.13	at Spalding	7:30 PM
12.16	BOYCE	3 PM
12.18	at Earlham	7 PM
12.29 <sup>2</sup>	vs. Anderson (Ind.)	3 PM
12.30 <sup>2</sup>	vs. TBA	TBA
01.05 *	BIRMINGHAM SOUTHERN *	8 PM
01.07 *	MILLSAPS *	3 PM
01.12 *	at Berry *	8 PM
01.14 *	at Oglethorpe *	3 PM
01.19 *	at Hendrix *	9 PM
01.21 *	at Rhodes *	4 PM
01.26 *	HENDRIX *	8 PM
01.28 *	RHODES *	3 PM
02.02 *	at Birmingham Southern *	9 PM
02.04 *	at Millsaps *	3 PM
02.09 *	BERRY *	8 PM
02.11 *	OGLETHORPE *	3 PM
02.17 *	SEWANEE *	3 PM

*home games ALL CAPS*  
*# Exhibition (Lexington, Ky.)*  
*\* SAA contest*

*all times Eastern*  
*1 St. Louis, Mo.*  
*2 Westerville, Ohio*

**NEED TO KNOW - CENTRE MEN'S BASKETBALL**

- Centre is coming off a "down" year by program standards, finishing 14-11 overall and 9-5 in the Southern Athletic Association (SAA). It marked the first time since 2000-01 the Colonels suffered 10+ defeats.  
 - Head Coach **Greg Mason '94** enters his 19th season at the helm, compiling an impressive 347-136 career record. He has won 14 combined conference championships (regular season and tournament) and has earned seven NCAA Division III Tournament berths.  
 - Mason returns his top four scorers from a season ago, including Jr. **Tucker Sine** (14.7 ppg), So. **Perry Ayers** (10.4), Jr. **Jarod Griffin** (8.3) and So. **Jacob Bates** (8.0).  
 - The Colonels have a young roster overall, featuring eight freshmen, eight sophomores, two juniors and one senior.  
 - Sine earned All-SAA First Team honors last year as a sophomore, and Ayers brought home SAA Newcomer of the Year as a rookie.





## ON TAP

- Centre and Kentucky reunite for the first time since 1929 in an exhibition game Nov. 3 in Lexington, Ky. Tip from Rupp Arena is scheduled for 7 p.m. ET.

## MEDIA COVERAGE

- Fans can catch the game on television on the SEC Network, as well as the Watch ESPN app on mobile devices.

- Centre Sports Network will also have an audio-only broadcast featuring Dan Sharbaugh (play-by-play) and Seth Stogsdill (color commentary). Links for CSN can be found on CentreColonels.com.

## THE CENTRE - KENTUCKY SERIES

- Regular rivals nearly a hundred years ago, Kentucky and Centre met a total of 46 times between 1906 and 1929.

- Kentucky has won 11 in a row, including a 47-11 victory in the last meeting back on Feb. 13, 1929.

- The Wildcats hold an 11-3 record against the Colonels in Lexington.

- Centre's 70-point, 87-17 victory on Jan. 28, 1910 still stands as Kentucky's most lopsided loss ever.

- This will be the first meeting against either side for coaches Greg Mason and John Calipari.

## CENTRE'S YOUNG SQUAD

- The Colonels' roster features eight freshmen and eight sophomores, leaving only two juniors and a lone senior.

## TOP RETURNERS

- Fortunately, Centre's top four scorers from 2016-17 return for Head Coach Greg Mason.

- Junior guard **Tucker Sine**, who wore #14 the last two seasons, was named First Team All-SAA a year ago after averaging 14.7 points, 4.6 rebounds and 2.1 assists per game.

- Sine netted a career high 36 points against Berry (2/5/17), and scored 22 of 26 points in the second half of 79-71 win over Transylvania (11/26/16). The Bowling Green, Ky., native also led the SAA and ranked 18th in Division III in free throw percentage at 89.8%.

- Sophomore guard **Perry Ayers**, who played with Sine at Bowling Green High School, averaged 10.4 points, 3.3 boards and 2.6 assists per game as a rookie, earning SAA Newcomer of the Year and Honorable Mention All-SAA.

- Ayers scored a career best 33 in a 106-100 win against Rhodes (1/13/17).

- Junior guard **Jarod Griffin**, a Lexington native, averaged 8.3 points, 3.0 rebounds and 2.6 last season.

- Griffin scored a career-high 21 (18 in second half) in Centre's 79-71 victory against Transylvania last season.

- Sophomore forward **Jacob Bates** finished with 8.0 points and a team-high 5.2 rebounds last season, shooting nearly 58-percent from the field.

- Bates had a career high of 21 points in the 106-100 win over Rhodes, and is also the team's top returning shot blocker.

## OTHER RETURNERS

- Sophomore guard **Bailey Rakes** logged 23.5 minutes per game as a freshman last season, making 19 starts and finishing with 7.4 points per game.

- Sophomore forward **Art Walker** averaged 15.9 minutes per game last year, totaling 6.4 points, 2.4 rebounds and 1.1 assists.

- 6-8 sophomore forward **Jakob Spitzer** started all 25 games as a freshman in 2016-17.

- The squad's lone senior, **Zach Schmucker**, played 11.6 minutes per game last season. He'll be the only senior on the court Friday at Rupp Arena.

- Sophomores **Chase Cavanaugh** and **Matt Morette** each played fewer than three minutes per game last season.

- Sophomore **Christian Terry**, a Louisville, Ky., native, did not play for the Colonels a season ago.

## NEWCOMERS

- Centre has eight freshmen, six hailing from Kentucky.

- Guard **Dawson Crump** (Bowling Green, Ky. / Greenwood).

- Guard **Carson Noble** (Mount Vernon, Ky. / Rockcastle County).

- Guard **Kamden Price** (Murray, Ky. / Calloway County).

- Guard **Will Hager** (Harrodsburg, Ky. / Mercer County). Hager spent a redshirt season at Division II Colorado School of Mines.

- Forward **KC Purvis** (Louisville, Ky. / Christian Academy of Louisville).

- Forward **Hogan Brownley** (Louisville, Ky. / Christian Academy of Louisville). Brownley, whose father coaches Centre's swimming and diving teams, also plays baseball for the Colonels.

- Guard **Chris West** (Olney, Md. / TNG Prep Academy).

- Forward **Brayden Jackson** (Murfreesboro, Tenn. / Stewarts Creek).

## IN GOOD COMPANY

- Head Coach Greg Mason, who ranks 10th among active Division III coaches in winning percentage, has established a consistency within the men's basketball program during his near-two-decade tenure.

- From 2002-16, Mason's Colonels were one of five programs across all divisions that won at least 2/3 of its games each year, along with Duke, Gonzaga, Kansas and Wooster.

## FOREVER IN THE RECORD BOOKS

- Centre has a unique distinction in the Kentucky men's basketball annals. The Colonels still hold the biggest win ever against a Kentucky team, defeating the Wildcats by a 70-point margin in an 87-17 victory Jan. 28, 1910.

- The Colonels also have the ninth-most wins against Kentucky with 19 all-time, more than Louisville and nearly half the Southeastern Conference.





## CENTRE-KENTUCKY CONNECTIONS

- Cawood Ledford, a 1949 Centre graduate, was inducted into the Centre Athletics Hall of Fame in 2006. Ledford served as the radio play-by-play announcer for the Wildcats from 1953-92 and is also a UK Athletics Hall of Famer.

- Will Barton is a member of the men's basketball staff at Kentucky, serving as the Director of Basketball Administration. Barton played for Centre in 2008-09, when the Colonels went 23-5 and advanced to the NCAA Tournament.

## BOUNCING BACK

- Measuring by wins and losses, the 2016-17 season was below the Colonels' lofty expectations

- Playing with five freshmen in the ten-man rotation, Centre finished 14-11 for the third time in Mason's tenure - the other two being his first two seasons between 1999-2001.

- Despite matching the "worst" winning percentage for a single season in Mason's 18 years, the above-.500 record ensured another winning season for the program. The Colonels have never had a losing season under Mason.

- A reason for Centre to be optimistic about the upcoming season is that the Colonels return 84% of its scoring from last season's squad, whose 77 points per game represented the highest scoring team in Greg Mason's tenure.

- The Colonels also shot an outstanding 75% from the free throw line during the 2016-17 campaign, good for tops in the Southern Athletic Association and 35th in all of Division III.

## CENTRE'S SUCCESS

- Mason's career winning percentage ranks 10th among all active NCAA Division III head coaches with a minimum of 10 seasons.

- The Colonels won their conference's regular or tournament championship in eight out of nine seasons between 2006-07 and 2014-15, totaling 14 combined.

- Centre made seven NCAA Tournament appearances during the same stretch.

- In 2007-08, the Colonels put together perhaps the best season in school history, going 26-3 overall while reaching a No. 2 national ranking. The mark stands as the best in program and conference history.

- Since the inception of the Southern Athletic Association in the 2012-13 season, Centre has never finished below third place in the league standings.

## SCOUTING THE CATS

- The Kentucky Wildcats, ranked No. 4 in the 2017-18 preseason Coaches' Poll, are coming off a 32-6 season in 2016-17.

- Kentucky advanced to the NCAA Regional Finals, losing to eventual-national champion North Carolina on a last second shot.

- Kentucky lost 92% of its scoring to either graduation or the NBA Draft, but replenished its roster with a recruiting class ranked either first or second in most recruiting services' standings.

- The Wildcats won their first two exhibitions to start the season, defeating Thomas More, 103-61, and Morehead State, 92-67.

## D3HOOPS.COM TOP 25 - 2016-17 FINAL

Rk.	School (1st Votes)	'17 Record	Pts.	Prev.
1	Babson (25)	31-2	625	3
2	Whitman	31-1	590	1
3	Augustana	24-9	572	NR
4	Middlebury	27-4	518	6
5	Williams	23-9	507	NR
6	Rochester	24-5	502	13
7	Hanover	26-4	444	12
8	Christopher Newport	27-3	437	2
9	Marietta	26-5	411	7
10	Tufts	22-7	373	14
11	Keene State	22-10	367	NR
12	Hope	23-7	315	18
13	Ramapo	26-3	306	5
14	UW-River Falls	25-4	273	4
15	Susquehanna	23-6	245	17
16	Washington (Mo.)	21-6	219	9
17	Hardin-Simmons	24-7	204	NR
18	Wartburg	21-10	196	NR
19	Endicott	24-7	159	NR
20	UW-Whitewater	22-7	132	22
21	Whitworth	23-5	112	8
22	Claremont-Mudd-Scripps	23-5	95	NR
23	Benedictine	23-5	91	10
24	Lycoming	24-5	74	15
25	St. John Fisher	23-6	61	NR

**Others receiving votes:** Guilford 53; Swarthmore 47; North Central (Ill.) 38; Skidmore 36; Neumann 27; New Jersey City 17; Eastern Connecticut 13; Scranton 12; Emory 11; Ohio Wesleyan 10; Salisbury 10; Wooster 7; Denison 6; Amherst 3; St. Norbert 3; MIT 2; Oswego State 1; St. Thomas 1.

## YOUNG CATS, YOUNG COLONELS

KENTUCKY		CENTRE	
<b>Freshmen (8)</b>		<b>Freshmen (8)</b>	
#0 Green, Quade		#2 Dawson Crump	
#2 Vanderbilt, Jarred		#11 Carson Noble	
#4 Richards, Nick		#12 Kamden Price	
#5 Knox, Kevin		#13 Will Hager	
#13 Baker, Jemarl		#22 KC Purvis	
#22 Gilgeous-Alexander, Shai		#23 Chris West	
#25 Washington, PJ		#30 Hogan Brownley	
#3 Diallo, Hamidou		#33 Brayden Jackson	
<b>Sophomores (4)</b>		<b>Sophomores (4)</b>	
#30 Pulliam, Dillon		#1 Bailey Rakes	
#14 Wynyard, Tai		#4 Art Walker	
#1 Killeya-Jones, Sacha		#5 Chase Cavanaugh	
#12 Calipari, Brad		#15 Matt Morette	
#32 Gabriel, Wenyen		#20 Jacob Bates	
		#21 Jakob Spitzer	
		#32 Perry Ayers	
		#42 Christian Terry	
<b>Juniors (1)</b>		<b>Juniors (1)</b>	
#10 David, Jonny		#3 Jarod Griffin	
		#10 Tucker Sine	
<b>Seniors (0)</b>		<b>Seniors (1)</b>	
		#34 Zach Schmucker	





HEAD COACH GREG MASON



**Greg Mason**, a 1994 Centre graduate, became Centre's head basketball coach in the 1999-2000 season. Mason owns a career record of 347-136, and ranks 11th among NCAA Division III Men's Basketball all-time winningest coaches with a career winning percentage of .727. From 2002-16, Mason's Colonels were one of five programs across all divisions that won at least 2/3 of its games each year, along with Duke, Gonzaga, Kansas and Wooster.

*Coaching Highlights:*

- 7 NCAA Tournament appearances (2007, 2008, 2009, 2010, 2011, 2013, 2014)
- 6 conference tournament titles (2007, 2009, 2010, 2011, 2013, 2014)
- 8 conference regular season titles
- 2 NABC South Region Coach of the Year awards (2007, 2008)
- 9 consecutive conference championship game appearances from 2006-14
- D3hoops South Region Coach of the Year (2008)
- 3 SCAC/SAA Coach of the Year Awards (2007, 2008, 2014)
- 26-3 in 2008 - Best record in school and conference history
- Highest national ranking in conference history - #2 in 2008
- 25 straight wins in 2008 - longest winning streak in the nation
- Only team in SCAC history to finish regular season unbeaten (2008)
- 8 seasons of 20+ victories (2005, 2007, 2008, 2009, 2011, 2013, 2014, 2015)
- 10 times have finished in the top 25 defensively in the nation (6 top 10 finishes in 2007, 2010, 2011, 2013, 2016)
- 29-8 record in the SCAC/SAA Tournament - best in conference history
- 5 All-American selections
- 1 Jostens Trophy finalist

An All-SCAC guard at Centre, Mason scored 1,082 points (23rd all-time) and dished out 374 assists (fifth all-time). At the time of his graduation, he held seven school records, and he currently ranks second in Colonel history for most three-pointers in a career (244) and best three-point percentage in a single season (51.6).

During Mason's four years as a starter, Centre posted a 64-37 record, with three conference championships and an NCAA appearance in 1992. The three conference championships were part of a remarkable 11 straight the Colonels won between 1983 and 1993.



Along with his school records, Mason also still ranks highly in several SCAC categories, including single-season assists average, three-point field goals made, three-point field goals made per game, and three-point field goal percentage.

The Centre alum also ranks near the top in conference history for a career in free-throw percentage, three-point field goal percentage, and career three-point field goals made. During his 13 years as head coach at Centre, Mason has coached 34 All-SCAC selections, including four SCAC Players of the Year, two NABC Second Team All-Americans in Reggie Magnusson and Thomas Britt, and a finalist for the prestigious Jostens Trophy in Danny Noll.

Under Mason, the Colonels also have excelled in the classroom. Over the last seven years, the men's basketball team has placed 41 players on the SCAC Academic Honor Roll. In 2006 alone, Centre put 10 of its 15 men's basketball players (67%) on the Honor Roll, tying for the most of any SCAC school.

Prior to becoming head coach at Centre, Mason was an assistant at Division II power Kentucky Wesleyan for a year before returning to Centre as an assistant for three seasons. While at Kentucky Wesleyan, Mason worked with two National Coaches of the Year, Wayne Boultinghouse and Ray Harper.

THE MASON FILE

**Greg Mason**

- 19th season as head coach
- Owns a career record of 347-136
- 7 NCAA Tournament appearances (2007, 2008, 2009, 2010, 2011, 2013, 2014)
- 6 conference tournament titles (2007, 2009, 2010, 2011, 2013, 2014)
- 11th among NCAA Division III Men's Basketball all-time winningest coaches with a career winning percentage of .727

**Education**

Centre '94

**Head Coaching Experience**

Year	Record	Notable
2016-17	14-11	
2015-16	18-9	
2014-15	21-5	SAA Reg. Season Champs
2013-14	24-5	NCAA Tournament SAA Tournament Champs SAA Reg. Season Champs SAA Coach of the Year
2012-13	21-6	NCAA Tournament SAA Tournament Champs SAA Reg. Season Champs
2011-12	18-9	
2010-11	21-6	NCAA Tournament SCAC Tournament Champs
2009-10	18-9	NCAA Tournament SCAC Tournament Champs SCAC Reg. Season Champs
2008-09	23-5	NCAA Tournament SCAC Tournament Champs SCAC Reg. Season Champs
2007-08	26-3	NCAA Tournament SCAC Reg. Season Champs SCAC Coach of the Year
2006-07	24-5	NCAA Tournament SCAC Tournament Champs SCAC Reg. Season Champs SCAC Coach of the Year
2005-06	19-8	
2004-05	20-7	
2003-04	18-8	
2002-03	18-9	
2001-02	16-9	
2000-01	14-11	
1999-00	14-11	
<b>Total</b>	<b>347-136</b>	





CENTRE'S ROSTER...

2017-18 CENTRE NUMERICAL ROSTER

... by height

		#	Name	Pos.	Cl.	Ht.	Wt.	Hometown / High School / Prev. School
6-8 (1)	Jakob Spitzer	1	Bailey Rakes	G	So.	6-0	175	Mt. Washington, Ky. / Bullitt East
6-7 (1)	Christian Terry	2	Dawson Crump	G	Fr.	6-1	170	Bowling Green, Ky. / Greenwood
6-5 (5)	Art Walker	3	Jarod Griffin	G	Jr.	6-2	175	Lexington, Ky. / Lexington Catholic
	Jacob Bates	4	Art Walker	F	So.	6-5	205	Mt. Sterling, Ky. / Montgomery Co.
	KC Purvis	5	Chase Cavanaugh	G	So.	5-8	160	Louisville, Ky. / Kentucky Country Day
	Hogan Brownley	10	Tucker Sine	G	Jr.	6-2	175	Bowling Green, Ky. / Bowling Green
6-4 (3)	Zach Schmucker	11	Carson Noble	G	Fr.	6-0	180	Mount Vernon, Ky. / Rockcastle Co.
	Will Hager	12	Kamden Price	G	Fr.	5-11	145	Murray, Ky. / Calloway County
	Perry Ayers	13	Will Hager	G	Fr.	6-4	200	Harrodsburg, Ky. / Mercer Co. / Colorado Mines
6-2 (3)	Brayden Jackson	15	Matt Morette	G	So.	6-2	185	Winnetka, Ill. / North Shore Country Day
	Jarod Griffin	20	Jacob Bates	F	So.	6-5	205	LaGrange, Ky. / Oldham County
	Tucker Sine	21	Jakob Spitzer	F	So.	6-8	200	Atlanta, Ga. / St. Pius X
6-1 (1)	Dawson Crump	22	KC Purvis	F	Fr.	6-5	205	Louisville, Ky. / Christian Academy
6-0 (2)	Bailey Rakes	23	Chris West	G	Fr.	5-9	155	Olney, Md. / TNG Prep Academy
	Carson Noble	30	Hogan Brownley	F	Fr.	6-5	200	Louisville, Ky. / Male
5-11 (1)	Kamden Price	32	Perry Ayers	G	So.	6-4	175	Bowling Green, Ky. / Bowling Green
5-9 (1)	Chris West	33	Brayden Jackson	F	Fr.	6-4	205	Murfreesboro, Tenn. / Stewarts Creek
5-8 (1)	Chase Cavanaugh	34	Zach Schmucker	F	Sr.	6-5	225	Cincinnati, Ohio / St. Xavier
		42	Christian Terry	F	So.	6-7	190	Louisville, Ky. / Trinity

... by class

Sr. (1)	Zach Schmucker
Jr. (2)	Jarod Griffin Tucker Sine
So. (8)	Bailey Rakes Art Walker Chase Cavanaugh Matt Morette Jacob Bates Jakob Spitzer Perry Ayers Christian Terry

2017-18 CENTRE ALPHABETICAL ROSTER

	#	Name	Pos.	Cl.	Ht.	Wt.	Hometown / High School / Prev. School
	32	Perry Ayers	G	So.	6-4	175	Bowling Green, Ky. / Bowling Green
	20	Jacob Bates	F	So.	6-5	205	LaGrange, Ky. / Oldham County
	30	Hogan Brownley	F	Fr.	6-5	200	Louisville, Ky. / Male
	5	Chase Cavanaugh	G	So.	5-8	160	Louisville, Ky. / Kentucky Country Day
Fr. (8)	2	Dawson Crump	G	Fr.	6-1	170	Bowling Green, Ky. / Greenwood
	3	Jarod Griffin	G	Jr.	6-2	175	Lexington, Ky. / Lexington Catholic
	13	Will Hager	G	Fr.	6-4	200	Harrodsburg, Ky. / Mercer Co. / Colorado Mines
	33	Brayden Jackson	F	Fr.	6-4	205	Murfreesboro, Tenn. / Stewarts Creek
	15	Matt Morette	G	So.	6-2	185	Winnetka, Ill. / North Shore Country Day
	11	Carson Noble	G	Fr.	6-0	180	Mount Vernon, Ky. / Rockcastle County
	12	Kamden Price	G	Fr.	5-11	145	Murray, Ky. / Calloway County
	22	KC Purvis	F	Fr.	6-5	205	Louisville, Ky. / Christian Academy
	1	Bailey Rakes	G	So.	6-0	175	Mt. Washington, Ky. / Bullitt East
	34	Zach Schmucker	F	Sr.	6-5	225	Cincinnati, Ohio / St. Xavier
Kentucky (14)	10	Tucker Sine	G	Jr.	6-2	175	Bowling Green, Ky. / Bowling Green
	21	Jakob Spitzer	F	So.	6-8	200	Atlanta, Ga. / St. Pius X
	42	Christian Terry	F	So.	6-7	190	Louisville, Ky. / Trinity
	4	Art Walker	F	So.	6-5	205	Mt. Sterling, Ky. / Montgomery County
	23	Chris West	G	Fr.	5-9	155	Olney, Md. / TNG Prep Academy

... by state

Kentucky (14)	Bailey Rakes Dawson Crump Jarod Griffin Art Walker Chase Cavanaugh Tucker Sine Carson Noble Kamden Price Will Hager Jacob Bates KC Purvis Hogan Brownley Perry Ayers Christian Terry
Illinois (1)	Matt Morette
Georgia (1)	Jakob Spitzer
Maryland (1)	Chris West
Ohio (1)	Zach Schmucker
Tennessee (1)	Brayden Jackson

PRONUNCIATION GUIDE

13 Will Hager	HAY-ger
15 Matt Morette	mor-ETT
Ryan Wiersma	WEERS-muh



BROADCAST ROSTER



1

**BAILEY RAKES**

G | So. | 6-0 | 175  
Mt. Washington, Ky.



2

**DAWSON CRUMP**

G | Fr. | 6-1 | 170  
Bowling Green, Ky.



3

**JAROD GRIFFIN**


G | Jr. | 6-2 | 175  
Lexington, Ky.



4

**ART WALKER**

F | So. | 6-5 | 205  
Mt. Sterling, Ky.



5

**CHASE CAVANAUGH**


G | So. | 5-8 | 160  
Louisville, Ky.



10

**TUCKER SINE**


G | Jr. | 6-2 | 175  
Bowling Green, Ky.



11

**CARSON NOBLE**

G | Fr. | 6-0 | 180  
Mount Vernon, Ky.



12

**KAMDEN PRICE**


G | Fr. | 5-11 | 145  
Murray, Ky.



13

**WILL HAGER**


G | Fr. | 6-4 | 200  
Harrodsburg, Ky.



15

**MATT MORETTE**


G | So. | 6-2 | 185  
Winnetka, Ill.



20

**JACOB BATES**


F | So. | 6-5 | 205  
LaGrange, Ky.



21

**JAKOB SPITZER**


F | So. | 6-8 | 200  
Atlanta



22

**KC PURVIS**


F | Fr. | 6-5 | 205  
Louisville, Ky.



23

**CHRIS WEST**


G | Fr. | 5-9 | 155  
Olney, Md.



30

**HOGAN BROWNLEY**


F | Fr. | 6-5 | 200  
Louisville, Ky.



32

**PERRY AYERS**


G | So. | 6-4 | 175  
Bowling Green, Ky.



33

**BRAYDEN JACKSON**


F | Fr. | 6-4 | 175  
Murfreesboro, Tenn.



34

**ZACH SCHMUCKER**

F | Sr. | 6-5 | 225  
Cincinnati



42

**CHRISTIAN TERRY**

F | So. | 6-7 | 190  
Louisville, Ky.



2016-17 COMBINED STATISTICS

2016-17 Centre Men's Basketball  
Centre Combined Team Statistics (as of Nov 02, 2017)  
All games

RECORD:	OVERALL	HOME	AWAY	NEUTRAL
ALL GAMES	14-11	8-3	5-6	1-2
CONFERENCE	9-5	6-1	3-4	0-0
NON-CONFERENCE	5-6	2-2	2-2	1-2

##	Player	gp-gs	min	avg	Total			3-Point		F-Throw		Rebounds				a	to	blk	stl	pts	avg	
					fg-fga	fg%	3fg-fga	3fg%	ft-fa	ft%	off	def	tot	avg	pf							dq
14	Tucker Sine	25-24	723	28.9	110-226	.487	59-130	.454	88-98	.898	22	94	116	4.6	40	0	52	47	0	15	367	14.7
32	Perry Ayers	25-6	587	23.5	83-169	.491	8-20	.400	85-110	.773	12	70	82	3.3	51	1	65	56	4	18	259	10.4
03	Jarod Griffin	25-24	680	27.2	72-195	.369	36-106	.340	28-40	.700	9	65	74	3.0	42	0	65	39	3	13	208	8.3
20	Jacob Bates	24-0	392	16.3	72-125	.576	7-21	.333	41-66	.621	21	104	125	5.2	39	1	24	29	33	23	192	8.0
04	Matt Gump	25-25	663	26.5	64-159	.403	24-72	.333	43-57	.754	23	82	105	4.2	42	2	69	30	7	9	195	7.8
01	Bailey Rakes	25-19	587	23.5	65-150	.433	26-66	.394	28-34	.824	9	40	49	2.0	48	1	38	27	3	12	184	7.4
42	Art Walker	25-0	398	15.9	52-142	.366	35-104	.337	20-30	.667	18	45	63	2.5	31	0	27	25	6	6	159	6.4
21	Jakob Spitzer	25-25	339	13.6	62-92	.674	0-2	.000	19-27	.704	19	60	79	3.2	78	4	7	16	17	4	143	5.7
10	Sam Gruber	25-1	283	11.3	31-76	.408	19-57	.333	14-15	.933	3	14	17	0.7	26	1	9	8	1	11	95	3.8
34	Zach Schmucker	25-0	291	11.6	38-65	.585	6-19	.316	4-16	.250	23	54	77	3.1	36	0	12	9	2	4	86	3.4
33	Duncan Mercer	2-0	6	3.0	1-1	1.000	0-0	.000	2-2	1.000	0	1	1	0.5	0	0	0	0	0	0	4	2.0
11	Brett Jones	13-1	55	4.2	7-13	.538	3-9	.333	2-3	.667	1	3	4	0.3	9	0	1	3	0	2	19	1.5
45	Michael Dunaway	8-0	13	1.6	3-5	.600	1-2	.500	0-0	.000	1	4	5	0.6	0	0	3	3	0	0	7	0.9
05	Chase Cavanaugh	9-0	20	2.2	2-6	.333	1-4	.250	1-2	.500	0	2	2	0.2	3	0	2	3	0	1	6	0.7
15	Matt Morette	8-0	13	1.6	1-1	1.000	0-0	.000	0-0	.000	0	1	1	0.1	0	0	1	1	0	0	2	0.3
Team											24	41	65				11					
Total.....		25	5050		663-1425	.465	225-612	.368	375-500	.750	185	680	865	34.6	445	10	375	307	76	118	1926	77.0
Opponents.....		25	5049		659-1519	.434	201-597	.337	356-513	.694	259	645	904	36.2	452	-	331	285	51	160	1875	75.0

TEAM STATISTICS	CENTRE-M	OPP
SCORING	1926	1875
Points per game	77.0	75.0
Scoring margin	+2.0	-
FIELD GOALS-ATT	663-1425	659-1519
Field goal pct	.465	.434
3 POINT FG-ATT	225-612	201-597
3-point FG pct	.368	.337
3-pt FG made per game	9.0	8.0
FREE THROWS-ATT	375-500	356-513
Free throw pct	.750	.694
F-Throws made per game	15.0	14.2
REBOUNDS	865	904
Rebounds per game	34.6	36.2
Rebounding margin	-1.6	-
ASSISTS	375	331
Assists per game	15.0	13.2
TURNOVERS	307	285
Turnovers per game	12.3	11.4
Turnover margin	-0.9	-
Assist/turnover ratio	1.2	1.2
STEALS	118	160
Steals per game	4.7	6.4
BLOCKS	76	51
Blocks per game	3.0	2.0
ATTENDANCE	6676	4349
Home games-Avg/Game	11-607	11-365
Neutral site-Avg/Game	-	3-111

Date	Opponent	Score	Att.
11/16/16	at Maryville College	L 70-74	1089
11/21/16	TRANSYLVANIA	w 79-71	1051
11/23/16	SPALDING	L 77-87	175
11/26/16	at Thomas More	w 82-73	326
11/30/16	FRANKLIN	w 84-78	215
* 12/03/16	SEWANEE	w 71-63	315
12/19/16	at Berea	L 87-100	0
12/21/16	EARLHAM	L 60-64	210
12/29/16	vs SUNY Geneseo	L 66-94	0
12/30/16	at Case Western Reserve	Wot 86-79	209
** 1/6/17	at Oglethorpe	w 77-67	178
* 01/08/17	at Berry College	w 85-69	253
* 01/13/17	RHODES	Wot 106-100	1245
* 01/15/17	HENDRIX	L 62-64	755
* 01/20/17	at Birmingham-Southern	L 89-91	502
* 01/22/17	at MILLSAPS	w 66-61	150
* 01/27/17	BIRMINGHAM-SOUTHERN	w 75-62	715
* 01/29/17	MILLSAPS	w 85-63	525
* 02/03/17	OGLETHORPE	w 73-53	715
* 02/05/17	BERRY COLLEGE	w 84-68	755
* 2/10/17	at Rhodes	L 94-117	392
* 02/12/17	at Hendrix	L 55-67	264
* 2/18/17	at Sewanee	L 73-77	653
2/24/17	vs Berry	w 69-56	156
2/25/17	vs Birmingham-Southern	L 71-77	177

\* - Conference game

Score by Periods	1st	2nd	OT	Totals
Centre	885	1013	28	1926
Opponents	860	1000	15	1875





## 2016-17 P-R-A

**2016-17 Centre Men's Basketball**  
**Centre Points-Rebounds-Assists (as of Nov 02, 2017)**  
**All games**

Opponent	Date	Score	01		03		04		05		10		11		14	
			RAKES,BAIL	GRIFFIN,JA	GUMP,MATT	CAVANAUGH,	GRUBER,SAM	JONES,BRET	SINE,TUCKE							
at Maryville College	11/16/16	70-74	L	9-3-1	0-2-0	5-5-4	DNP	3-0-0	DNP							12-8-3
TRANSYLVANIA	11/21/16	79-71	w	7-2-1	21-4-2	5-9-2	DNP	2-1-0	0-0-0							26-5-2
SPALDING	11/23/16	77-87	L	12-6-2	2-1-3	4-3-1	0-0-0	12-0-1	3-0-0							15-3-0
at Thomas More	11/26/16	82-73	w	9-3-2	13-2-5	20-4-1	DNP	3-0-0	DNP							14-4-1
FRANKLIN	11/30/16	84-78	w	2-1-2	11-3-7	6-5-3	DNP	12-0-0	DNP							17-3-0
SEWANEE	12/03/16	71-63	w	8-0-1	3-2-2	14-2-2	DNP	5-1-0	DNP							12-8-1
at Berea	12/19/16	87-100	L	10-2-2	6-2-4	14-3-3	0-0-0	3-0-0	0-0-0							19-5-0
EARLHAM	12/21/16	60-64	L	14-0-2	13-3-6	8-8-2	DNP	2-2-0	DNP							8-1-2
vs SUNY Geneseo	12/29/16	66-94	L	10-0-2	2-3-0	12-1-1	2-0-0	3-2-1	8-0-1							0-2-1
at Case Western Reserve	12/30/16	86-79	w	10-2-2	15-3-4	2-6-7	DNP	3-1-1	0-1-0							33-4-2
at Oglethorpe	1/6/17	77-67	w	8-1-1	5-5-1	9-2-2	DNP	0-0-0	DNP							23-1-5
at Berry College	01/08/17	85-69	w	9-1-1	12-2-1	7-4-5	1-1-0	5-0-1	0-0-0							13-6-2
RHODES	01/13/17	106-100	w	0-3-2	5-4-3	3-6-4	DNP	2-0-0	2-2-0							10-10-4
HENDRIX	01/15/17	62-64	L	1-2-4	4-5-2	12-4-1	DNP	0-0-0	DNP							5-6-0
at Birmingham-Southern	01/20/17	89-91	L	15-1-0	13-1-2	6-4-4	DNP	2-3-0	DNP							17-3-0
at MILLSAPS	01/22/17	66-61	w	8-6-1	5-5-3	6-5-4	DNP	3-0-0	DNP							24-3-3
BIRMINGHAM-SOUTHERN	01/27/17	75-62	w	11-6-1	20-1-1	12-5-3	DNP	0-1-0	0-0-0							4-2-4
MILLSAPS	01/29/17	85-63	w	7-1-2	12-6-4	3-4-3	3-0-1	10-0-1	2-0-0							12-7-5
OGLETHORPE	02/03/17	73-53	w	4-0-1	11-4-2	6-3-0	0-0-0	3-1-1	2-1-0							6-6-1
BERRY COLLEGE	02/05/17	84-68	w	4-2-0	5-4-2	7-7-5	0-0-0	7-1-0	2-0-0							36-9-4
at Rhodes	2/10/17	94-117	L	2-0-2	4-4-3	4-3-6	0-0-1	12-1-2	0-0-0							16-3-1
at Hendrix	02/12/17	55-67	L	2-2-1	7-2-1	4-2-3	DNP	0-1-0	DNP							8-3-4
at Sewanee	2/18/17	73-77	L	4-0-0	10-1-2	8-2-1	DNP	0-0-0	DNP							8-6-4
vs Berry	2/24/17	69-56	w	9-2-2	5-3-3	10-6-0	0-1-0	0-2-1	0-0-0							14-5-3
vs Birmingham-Southern	2/25/17	71-77	L	9-3-3	4-2-2	8-2-2	DNP	3-0-0	DNP							15-3-0

Opponent	Date	Score	15		20		21		32		33		34		42	
			MORETTE,MA	BATES,JACO	SPITZER,JA	AYERS,PERR	MERCER,DUN	SCHMUCKER,	WALKER,ART							
at Maryville College	11/16/16	70-74	L	DNP	10-7-0	8-2-0	17-3-2	DNP	1-5-0							5-2-1
TRANSYLVANIA	11/21/16	79-71	w	DNP	2-4-0	2-2-0	13-6-2	DNP	0-1-0							1-3-0
SPALDING	11/23/16	77-87	L	0-0-0	8-0-2	0-1-0	2-0-1	DNP	10-4-0							9-3-5
at Thomas More	11/26/16	82-73	w	DNP	1-5-2	0-4-2	13-1-3	DNP	0-4-0							9-2-3
FRANKLIN	11/30/16	84-78	w	DNP	14-6-1	3-4-0	2-2-2	DNP	4-1-0							13-2-0
SEWANEE	12/03/16	71-63	w	DNP	14-5-1	2-4-0	8-2-1	DNP	0-6-1							5-1-0
at Berea	12/19/16	87-100	L	0-0-0	DNP	3-3-1	9-3-3	2-0-0	8-5-1							13-5-2
EARLHAM	12/21/16	60-64	L	DNP	4-6-2	0-0-0	0-1-1	DNP	8-4-0							3-0-1
vs SUNY Geneseo	12/29/16	66-94	L	0-1-1	2-3-2	3-2-0	3-6-2	2-1-0	4-0-0							10-3-1
at Case Western Reserve	12/30/16	86-79	w	DNP	0-1-1	10-4-0	8-4-1	DNP	2-3-0							3-3-1
at Oglethorpe	1/6/17	77-67	w	DNP	8-7-1	2-5-1	13-4-3	DNP	5-8-0							4-1-0
at Berry College	01/08/17	85-69	w	0-0-0	16-5-0	3-2-0	6-4-1	DNP	0-3-0							13-7-1
RHODES	01/13/17	106-100	w	DNP	21-9-2	23-2-0	33-4-6	DNP	3-3-1							4-3-2
HENDRIX	01/15/17	62-64	L	DNP	9-7-0	6-6-1	12-2-2	DNP	0-2-0							13-3-0
at Birmingham-Southern	01/20/17	89-91	L	DNP	9-6-0	10-4-0	13-2-3	DNP	2-1-0							2-1-0
at MILLSAPS	01/22/17	66-61	w	DNP	6-4-0	4-4-0	8-7-0	DNP	2-2-0							0-0-0
BIRMINGHAM-SOUTHERN	01/27/17	75-62	w	DNP	6-10-2	5-1-0	8-3-4	DNP	6-5-1							3-0-0
MILLSAPS	01/29/17	85-63	w	0-0-0	2-6-2	12-6-0	4-0-2	DNP	7-2-2							11-2-1
OGLETHORPE	02/03/17	73-53	w	2-0-0	10-4-1	2-3-1	15-6-7	DNP	3-4-1							9-3-0
BERRY COLLEGE	02/05/17	84-68	w	0-0-0	5-5-2	5-2-1	2-3-2	DNP	5-2-2							6-1-0
at Rhodes	2/10/17	94-117	L	0-0-0	14-3-0	23-2-0	14-4-5	DNP	2-0-0							1-3-3
at Hendrix	02/12/17	55-67	L	DNP	0-5-1	4-6-0	22-6-2	DNP	3-3-2							5-3-0
at Sewanee	2/18/17	73-77	L	DNP	6-3-0	7-4-0	17-2-1	DNP	1-0-0							12-6-0
vs Berry	2/24/17	69-56	w	DNP	10-7-1	4-3-0	8-5-4	DNP	6-2-1							3-2-4
vs Birmingham-Southern	2/25/17	71-77	L	DNP	15-7-1	2-3-0	9-2-5	DNP	4-7-0							2-4-2







## 2016-17 GAME-BY-GAME COMPARISON

**2016-17 Centre Men's Basketball**  
**Centre Team Game-by-Game Comparison (as of Nov 02, 2017)**  
**All games**

Opponent	1st	2nd	Score	Mar	Total FG	FG Pct	3-Pointers	3FG Pct	Free Throws	FT Pct	Rebounds	Assist	T/Over	Block	Steal	Fouls
Maryville College	32/36	38/38	70-74	(4)	26-61/26-63	.426/.413	8-21/12-30	.381/.400	10-14/10-19	.714/.526	39/40 (1)	11/19	15/14	3/6	9/10	21/15
TRANSYLVANIA	19/34	60/37	79-71	+8	26-57/25-67	.456/.373	9-18/4-21	.500/.190	18-22/17-23	.818/.739	40/38 +2	9/7	13/10	2/2	4/3	19/20
SPALDING	19/37	58/50	77-87	(10)	26-61/30-52	.426/.577	9-33/10-24	.273/.417	16-18/17-24	.889/.708	25/39 (14)	15/16	15/22	2/0	5/7	21/18
Thomas More	40/32	42/41	82-73	+9	28-56/28-62	.500/.452	16-32/4-16	.500/.250	10-13/13-17	.769/.765	31/32 (1)	19/13	9/6	0/0	2/3	17/13
FRANKLIN	39/31	45/47	84-78	+6	27-47/31-63	.574/.492	10-20/5-15	.500/.333	20-27/11-15	.741/.733	29/29 -	15/9	13/9	3/2	3/2	16/23
SEWANEE	30/31	41/32	71-63	+8	23-52/24-57	.442/.421	5-15/6-24	.333/.250	20-25/9-10	.800/.900	32/34 (2)	9/6	10/13	5/0	6/6	13/18
Berea	44/47	43/53	87-100	(13)	26-59/32-60	.441/.533	14-29/12-24	.483/.500	21-23/24-30	.913/.800	30/35 (5)	16/20	11/6	1/3	1/6	19/21
EARLHAM	33/28	27/36	60-64	(4)	23-49/26-60	.469/.433	9-21/4-11	.429/.364	5-9/8-11	.556/.727	27/37 (10)	16/10	12/10	7/0	3/8	11/14
SUNY Geneseo	24/44	42/50	66-94	(28)	26-68/32-54	.382/.593	10-31/13-27	.323/.481	4-8/17-20	.500/.850	29/39 (10)	12/19	7/12	0/5	8/6	14/10
Case Western Reserve	37/44	37/30	86-79	+7	30-68/30-67	.441/.448	14-37/10-28	.378/.357	12-13/9-11	.923/.818	38/38 -	19/20	6/9	2/3	3/5	12/12
Oglethorpe	33/30	44/37	77-67	+10	28-61/25-57	.459/.439	12-28/7-22	.429/.318	9-13/10-20	.692/.500	38/35 +3	14/12	10/12	3/1	5/8	15/12
Berry College	57/26	28/43	85-69	+16	23-49/23-51	.469/.451	10-27/7-18	.370/.389	29-39/16-31	.744/.516	38/29 +9	12/9	11/9	5/1	6/9	20/27
RHODES	41/55	49/35	106-100	+6	35-65/36-90	.538/.400	1-13/13-40	.077/.325	35-46/15-30	.761/.500	49/45 +4	24/21	27/17	6/7	6/13	28/36
HENDRIX	30/27	32/37	62-64	(2)	22-50/20-59	.440/.339	6-19/8-29	.316/.276	12-19/16-27	.632/.593	37/40 (3)	10/11	11/6	3/0	1/3	23/18
Birmingham-Southern	47/39	42/52	89-91	(2)	31-53/26-51	.585/.510	12-23/8-18	.522/.444	15-22/31-36	.682/.861	26/28 (2)	9/9	13/11	0/3	7/7	24/17
MILLSAPS	37/31	29/30	66-61	+5	22-54/24-62	.407/.387	7-25/8-23	.280/.348	15-16/5-6	.938/.833	40/31 +9	11/15	16/10	4/5	5/6	12/16
BIRMINGHAM-SOUTHERN	30/33	45/29	75-62	+13	26-59/24-58	.441/.414	6-19/6-24	.316/.250	17-25/8-13	.680/.615	37/38 (1)	16/11	8/14	4/0	3/3	17/19
MILLSAPS	38/14	47/49	85-63	+22	30-64/25-67	.469/.373	16-40/10-29	.400/.345	9-10/3-7	.900/.429	41/36 +5	25/13	11/12	1/0	7/4	11/12
OGLETHORPE	45/17	28/36	73-53	+20	23-53/19-47	.434/.404	13-35/5-22	.371/.227	14-17/10-17	.824/.588	36/29 +7	15/7	10/13	3/0	4/3	14/15
BERRY COLLEGE	50/26	34/42	84-68	+16	28-57/25-68	.491/.368	12-27/4-20	.444/.200	16-22/14-21	.727/.667	41/36 +5	18/11	16/10	4/2	5/11	20/20
Rhodes	47/62	47/55	94-117	(23)	35-57/36-67	.614/.537	5-18/17-40	.278/.425	19-27/28-34	.704/.824	26/37 (11)	24/23	21/15	1/0	8/12	22/23
Hendrix	24/35	31/32	55-67	(12)	22-58/22-65	.379/.338	3-21/9-26	.143/.346	8-14/14-18	.571/.778	33/49 (16)	14/18	11/14	5/6	6/7	21/18
Sewanee	28/42	45/35	73-77	(4)	28-55/24-50	.509/.480	6-16/10-25	.375/.400	11-14/19-24	.786/.792	27/32 (5)	8/9	9/13	3/2	4/5	18/16
Berry	32/24	37/32	69-56	+13	26-53/21-64	.491/.328	6-22/1-16	.273/.063	11-17/13-20	.647/.650	40/38 +2	19/10	14/9	4/3	6/9	17/16
Birmingham-Southern	29/35	42/42	71-77	(6)	23-59/25-58	.390/.431	6-22/8-25	.273/.320	19-27/19-29	.704/.655	36/40 (4)	15/13	8/9	5/0	1/4	20/23

Note: Game totals are displayed in the format TEAM/OPPONENT for each category



PLAYER STATS & CAREER HIGHS

## #1 BAILEY RAKES

G / SO. / 6-0 / 175 / MT. WASHINGTON, KY. / BULLITT EAST

2016-17

GP/GS	MIN/G	PTS/G	REB/G	AST/G	FG%	3PFG%	FT%
25/19	23.5	7.4	2.0	1.5	43.3%	39.4%	82.4%

**CAREER HIGHS**

Points - 15  
 Rebounds - 6 (3x)  
 Assists - 7  
 Steals - 2 (5x)  
 FGM - 6  
 3FGM - 3 (2x)  
 FTM - 4 (2x)  
 Minutes - 34

## #3 JAROD GRIFFIN

G / JR. / 6-2 / 175 / LEXINGTON, KY. / LEXINGTON CATHOLIC

2016-17

GP/GS	MIN/G	PTS/G	REB/G	AST/G	FG%	3PFG%	FT%
25/24	27.2	8.3	3.0	2.6	36.9%	34.0%	70.0%

**CAREER HIGHS**

Points - 21  
 Rebounds - 6  
 Assists - 7  
 Steals - 2 (2x)  
 Blocks - 1 (3x)  
 FGM - 7  
 3FGM - 5  
 FTM - 5  
 Minutes - 37 (3x)

## #5 CHASE CAVANAUGH

G / SO. / 5-8 / 160 / LOUISVILLE, KY. / KENTUCKY COUNTRY DAY

2016-17

GP/GS	MIN/G	PTS/G	REB/G	AST/G	FG%	3PFG%	FT%
9/0	2.2	0.7	0.2	0.2	33.3%	25.0%	50.0%

**CAREER HIGHS**

Points - 3  
 Rebounds - 1 (2x)  
 Assists - 1 (2x)  
 Steals - 1  
 Blocks - 0  
 FGM - 1 (2x)  
 3FGM - 1  
 FTM - 1  
 Minutes - 5 (2x)

## #11 CARSON NOBLE

G / FR. / 6-0 / 180 / MT. VERNON, KY. / ROCKCASTLE COUNTY

2016-17

N/A

**CAREER HIGHS**

N/A

## #13 WILL HAGER

G / FR. / 6-4 / 200 / HARRODSBURG, KY. / MERCER COUNTY / COLORADO SCHOOL OF MINES

2016-17

N/A

**CAREER HIGHS**

N/A

## #2 DAWSON CRUMP

G / FR. / 6-1 / 170 / BOWLING GREEN, KY. / GREENWOOD

2016-17

N/A

**CAREER HIGHS**

N/A

## #4 ART WALKER IV

F / SO. / 6-5 / 205 / MT. STERLING, KY. / MONTGOMERY COUNTY

2016-17

GP/GS	MIN/G	PTS/G	REB/G	AST/G	FG%	3PFG%	FT%
25/0	15.9	6.4	2.5	1.1	36.6%	33.7%	66.7%

**CAREER HIGHS**

Points - 13 (4x)  
 Rebounds - 7  
 Assists - 5  
 Steals - 2  
 Blocks - 1  
 FGM - 5  
 3FGM - 4  
 FTM - 8  
 Minutes - 22 (2x)

## #10 TUCKER SINE

G / JR. / 6-2 / 175 / BOWLING GREEN, KY. / BOWLING GREEN

2016-17

GP/GS	MIN/G	PTS/G	REB/G	AST/G	FG%	3PFG%	FT%
25/24	28.9	14.7	4.6	2.1	48.7%	45.4%	89.8%

**CAREER HIGHS**

Points - 36  
 Rebounds - 10  
 Assists - 6  
 Steals - 4  
 Blocks - 1  
 FGM - 11 (2x)  
 3FGM - 7 (2x)  
 FTM - 11  
 Minutes - 36

## #12 KAMDEN PRICE

G / FR. / 5-11 / 145 / MURRAY, KY. / CALLOWAY COUNTY

2016-17

N/A

**CAREER HIGHS**

N/A

## #15 MATT MORETTE

G / SO. / 6-2 / 185 / WINNETKA, ILL. / NORTH SHORE COUNTRY DAY

2016-17

GP/GS	MIN/G	PTS/G	REB/G	AST/G	FG%	3PFG%	FT%
8/0	1.6	0.3	0.1	0.1	100.0%	0.0%	0.0%

**CAREER HIGHS**

Points - 2  
 Rebounds - 1  
 Assists - 1  
 Steals - 0  
 Blocks - 0  
 FGM - 1  
 3FGM - 0  
 FTM - 0  
 Minutes - 3



PLAYER STATS & CAREER HIGHS

## #20 JACOB BATES

F / SO. / 6-5 / 205 / LAGRANGE, KY. / OLDHAM COUNTY

2016-17

GP/GS	MIN/G	PTS/G	REB/G	AST/G	FG%	3PFG%	FT%
24/0	16.3	8.0	5.2	1.0	57.6%	33.3%	62.1%

**CAREER HIGHS**

Points - 21	FGM - 9
Rebounds - 10	3FGM - 2
Assists - 2 (8x)	FTM - 7
Steals - 4	Minutes - 25
Blocks - 4	

## #22 KC PURVIS

F / FR. / 6-5 / 205 / LOUISVILLE, KY. / CHRISTIAN ACADEMY OF LOUISVILLE

2016-17

N/A

**CAREER HIGHS**

N/A/

## #30 HOGAN BROWNLEY

F / FR. / 6-5 / 200 / LOUISVILLE, KY. / MALE

2016-17

N/A

**CAREER HIGHS**

N/A/

## #33 BRAYDEN JACKSON

F / FR. / 6-4 / 205 / MURFREESBORO, TENN. / STEWARTS CREEK

2016-17

N/A

**CAREER HIGHS**

N/A/

## #42 CHRISTIAN TERRY

F / SO. / 6-7 / 190 / LOUISVILLE, KY. / TRINITY

2016-17

N/A

**CAREER HIGHS**

N/A/

## #21 JAKOB SPITZER

F / SO. / 6-8 / 200 / ATLANTA, GA. / ST. PIUS X

2016-17

GP/GS	MIN/G	PTS/G	REB/G	AST/G	FG%	3PFG%	FT%
25/25	13.6	5.7	3.2	0.3	67.4%	0.0%	70.4%

**CAREER HIGHS**

Points - 23 (2x)	FGM - 11
Rebounds - 6 (3x)	3FGM - 0
Assists - 2	FTM - 5
Steals - 1	Minutes - 26
Blocks - 4	

## #23 CHRIS WEST

G / FR. / 5-9 / 155 / OLNEY, MD. / TNG PREP ACADEMY

2016-17

N/A

**CAREER HIGHS**

N/A/

## #32 PERRY AYERS

G / SO. / 6-4 / 175 / BOWLING GREEN, KY. / BOWLING GREEN

2016-17

GP/GS	MIN/G	PTS/G	REB/G	AST/G	FG%	3PFG%	FT%
25/6	23.5	10.4	3.3	2.6	49.1%	40.0%	77.3%

**CAREER HIGHS**

Points - 33	FGM - 9
Rebounds - 6 (3x)	3FGM - 3
Assists - 4	FTM - 15
Steals - 2 (2x)	Minutes - 34
Blocks - 1 (3x)	

## #34 ZACH SCHMUCKER

F / SR. / 6-5 / 225 / CINCINNATI, OHIO / ST. XAVIER

2016-17

GP/GS	MIN/G	PTS/G	REB/G	AST/G	FG%	3PFG%	FT%
25/0	11.6	3.4	3.1	0.5	58.5%	31.6%	25.0%

**CAREER HIGHS**

Points - 10	FGM - 5
Rebounds - 8	3FGM - 1
Assists - 2 (6x)	FTM - 2 (2x)
Steals - 1	Minutes - 23
Blocks - 1	

