



BELIEVE IN BLUE

2017-18 WOMEN'S BASKETBALL MEDIA GUIDE



KENTUCKY
WOMEN'S BASKETBALL

IN THE LAST EIGHT YEARS KENTUCKY HAS

School-record eight straight NCAA tournament appearances

Sixteen NCAA tournament wins

Five Sweet 16 appearances

Three Elite Eight appearances

208-68 (.753) overall record

Won 20+ games every season

Defeated 42 ranked teams, including 15 in the top 10

Defeated 21 higher-ranked team, including 11 in the top 10

Finished top four in the SEC every season

126-15 (.893) home record (Memorial Coliseum and Rupp Arena)

Four SEC Player of the Year award winners

Two SEC Freshman of the Year award winners

Two SEC Co-6th Player of the Year and
one SEC 6th Player of the Year award winners





**BELIEVE
IN BLUE**



TABLE OF CONTENTS

Quick Facts 4
 TV/Radio Chart 5
 Numerical/Alphabetical Rosters 6

THIS IS KENTUCKY BASKETBALL

Kentucky Basketball 8-11
 March Madness 12
 Definition of Success 13
 Award Winners 14
 WNBA Draft Picks/UK in the Pros 15
 Nike 16
 Impact Leadership 17
 Media Exposure 18
 Big Blue Madness 19
 Travel with the Cats 20
 Majors and Colleges 21
 Graduates/C.A.T.S 22-23
 President Dr. Eli Capilouto and Athletics Director Mitch Barnhart 24
 Cats Who Care 25
 Memorial Coliseum 26
 Rupp Arena 27
 Joe Craft Center 28
 Living at UK 29
 Athletic Trainer 30
 Strength and Conditioning 31
 Nutrition 32

MEET THE WILDCATS

Ogechi Anyagaligbo 34-35
 Makenzie Cann 36-37
 LaShae Halsel 38-39
 Jessica Hardin 40-41
 Maci Morris 42-43
 Taylor Murray 44-45
 Paige Poffenberger 46-47
 Alyssa Rice 48-49
 Jaida Roper 50-51
 Dorie Harrison 52
 KeKe McKinney 53
 Amanda Paschal 54
 Kameron Roach 55
 Tatyana Wyatt 56

COACHING AND SUPPORT STAFF

Head Coach Matthew Mitchell 58-63
 Associate Head Coach Kyra Elzy 64-65
 Assistant Coach Niya Butts 66-67
 Assistant Coach Lin Dunn 68-69
 Athletics Support Staff 70-72

2016-17 REVIEW

2016-17 Review 74-77
 2016-17 Game-by-Game Results 78
 2016-17 Final Stats 79-80
 2016-17 Game-by-Game Team Stats 81
 2016-17 Superlatives/Team Highs and Lows 82
 2016-17 SEC Standings 83
 2016-17 Game-by-Game Reviews 84-92
 Departed Senior Makayla Epps 92-93

Departed Senior Evelyn Akhator 94

RECORDS/HISTORY

Year-by-Year Team Stats 96-98
 All-Time Letterwinners 99
 All-Time Roster by State 100-101
 Cats by the Numbers 102
 All-Time Coaches 103
 All-Time Assistants 104
 All-Time Teams 105-110
 Cats in the WNBA/Professional Ranks 111
 Cats Represent America 112
 Retired Jersey - Valerie Still 113
 UK Career Records 114-115
 Top-10 Team Season Performances 116
 Top-10 Team Single-Game Performances 117
 Individual Single-Season Records 118
 Individual Single-Game Records 119
 Scoring - Total Points 120
 Year-by-Year Scoring 121
 Field Goals 122
 Three-Point Field Goals 123
 Free Throws 124
 Rebounds 125
 Assists 126
 Blocks 127
 Steals 128
 Streaks 129
 Miscellaneous Records 130-133
 Double-Doubles 134-138
 UK Freshman Records 139
 Year-by-Year Results 140
 All-Time Results 141-149
 Records vs. Major Conferences 150
 Scores vs. All Opponents 151-155
 UK in the National Rankings 156-162
 UK in Regular-Season Tournaments 163-165
 UK in the SEC 166
 UK Records in SEC Tournament 167
 UK Records in NCAA Tournament 168
 UK NCAA Tournament Game-by-Game 169-170
 All-time NCAA Tournament Teams 171-175
 UK in the WNIT 176-177
 Memorial Coliseum Records 178
 Rupp Arena Records 179
 Individual Honors 180-82
 1,000-point Club 183-187
 Kentucky Women's Basketball Timeline 188-206

FOR THE MEDIA

Media Policies/Parking Map 208-209
 Following the Cats 210-211
 Cats on the Radio/Internet 212
 Opponent Media Relations Contacts 213
 2017-18 Opponent Quick Facts 214-217
 Media Oulets 218

To obtain additional copies of the 2017-18 Kentucky Women's Basketball Fact Book, contact the UK Media Relations office at 859-257-3838



CREDITS

The 2017-18 Kentucky Women's Basketball Fact Book was published by the University of Kentucky Athletics Department, Mitch Barnhart, Director.

UK ATHLETICS DEPARTMENT

Joe Craft Center • 338 Lexington Ave.
Lexington, Ky 40506-0604 • 859-257-8000

Written & Compiled

Susan Lax, Evan Crane, Chloe Smith, Weston Pletcher, Chris Shoals, Metz Camfield, Karlie Kinneer

Editors

Susan Lax, Evan Crane, Chloe Smith, Guy Ramsey, Chris Shoals, Karlie Kinneer

Editorial Assistants

Cory Weigel, Metz Camfield, Kevin Britton, Sean Cartell, Evan Crane, Melanie Curtsinger, Rachel Smith, Kris Reid

Cover Design and Layout

Brigham Draper

Photography Credits

Pete Camagna, Chet White, Britney Howard, Elliott Hess, Barry Westerman, Lexington Herald-Leader, WNBA Photo Services, Fernando Medina, Team Coyle (David Coyle, Joseph Rey Au, David Robertson, George Green, Bill Patterson and Ken Weaver), USA Basketball, Chuck Perry, Victoria Graff, AP/Wide World, Kentucky Tourism, UK Public Relations, Susan Lax, Matt Steinke, NCAA, SEC, UK team and coaches

Printing

Welch Printing

Special Thanks

UK Public Relations, Kelley Bozeman, Beth Hanna, Kathy Laws, Molly Mazzolini



The 2017-18 Wildcats





2017-18 KENTUCKY WBB QUICK FACTS

General Information

Location Lexington, Ky.
 Enrollment 30,000
 Founded 1865
 Colors Blue (PMS 286) & White
 Nickname Wildcats
 Conference Southeastern
 Arena Memorial Coliseum (8,000)
 All-Time Record In Arena (Years) 430-152 (.738)
 (42 years - does not include '74-75 season)
 Memorial Coliseum Press Row 859-323-5900
 Joe Craft Center Ticket Office 859-928-CATS
 Web site ukathletics.com
 Twitter/Instagram @KentuckyWBB
 Facebook facebook.com/KentuckyWBB

Administration

President Dr. Eli Capilouto (Alabama, 1971)
 Faculty Rep. Joseph L. Fink III
 (Philadelphia College of Pharmacy & Science, 1970)
 Athletics Director Mitch Barnhart (Ottawa, 1981)
 Senior Woman Admin. Sandy Bell (George Peabody College, 1970)
 Athletics Phone Number (859) 257-8000

Media Relations Information

Basketball Contact Evan Crane (Kentucky, 2010)
 Associate Media Relations Director
 E-mail wesley.crane@uky.edu
 Twitter @EvanCraneKY
 Office Phone 859-257-8431
 Cell Phone 270-559-8120
 Office Fax 859-323-4310
 Office Address Joe Craft Center, 338 Lexington Avenue
 Lexington, KY 40506-0604
 Assistant Basketball Contact Karlie Kinneer (Iowa State, 2015)
 E-mail Karlie.Kinneer@uky.edu
 Office Phone/Cell Phone: 859-257-3838/515-460-1285

Women's Basketball Staff

Head Coach Matthew Mitchell (Mississippi State, 1995)
 Overall Collegiate Coaching Record 271-129 (.677) (13th season)
 Morehead State 30-29 (.508) (Two seasons)
 Kentucky 241-100 (.706) (11th season)
 Associate Head Coach Kyra Elzy (2nd season/6th overall at UK)
 (Tennessee 1999, 2001)
 Assistant Coach Niya Butts (2nd season/7th overall at UK)
 (Tennessee 2000, Tennessee Tech 2002)
 Assistant Coach Lin Dunn (2nd season)
 (UT Martin, 1969)
 Director of Player Development Amber Smith (Kentucky, 2011)
 Asst. AD/Women's BB Ops Amy Tilley (Kentucky, 2007/EKU, 2014)
 Staff Support Associate Jennifer Heerschee (Kentucky, 1998)
 Staff Support Associate Beth Price (Kentucky, 2006)
 Coaching Video Coordinator: Daniel Boice (Arizona 2014, 2016)
 Creative Director Kim Troxall (SCAD, 1994)
 Trainer Courtney Jones (Purdue, 2001)
 Strength Coach John Spurlock (Hanover College, 2005)
 Nutrition Coach Monica Fowler (Kentucky, 2010)
 Team Physician Dr. Robert Hosey (Virginia Tech, 1989)
 Equipment Manager Kortez Wilson (Kentucky, 2014 & 2016)
 Office Phone 859-257-6046

2016-17 Review

Record 22-11
 Home 16-4
 Away 5-6
 Neutral 1-1

2017-18 PREVIEW

Letterwinners Returning/Lost: 9/3

Starters Returning/Lost: 3/2

Newcomers: 5

Starters Returning (3)

No.	Player	POS	HT	CL	Ppg.	Rpg.
4	Maci Morris	G	6-0	Jr.	11.8	2.8
24	Taylor Murray	G	5-6	Jr.	12.2	3.9*
45	Alyssa Rice	C	6-3	Sr.	4.2	4.5

Starters Lost (2)

25	Makayla Epps	G	5-10	Sr.	17.7	4.5
13	Evelyn Akhator	F	6-3	Sr.	15.9	10.8

Other Players Returning (6)

No.	Player	POS	HT	CL	Ppg.	Rpg.
21	Ogechi Anyagaligbo [^]	F	6-1	Jr.	-----	-----
22	Makenzie Cann	G	6-1	Sr.	5.8	3.5
0	LaShae Halsel	F	6-0	Jr.	0.0	0.6
15	Jessica Hardin	G	5-8	R-Sr.	3.1	1.3
2	Paige Poffenberger	G	5-8	So.	0.9	0.7
32	Jaida Roper	G	5-6	So.	2.6	1.2*

Other Players Lost (1)

No.	Player	POS	HT	CL	Ppg.	Rpg.
11	Rachel Potter	G	5-11	Jr.	0.0	0.0

Newcomers (5)

No.	Player	POS	CL	HT	Hometown
20	Dorie Harrison	C	Fr.	6-3	Nashville, Tenn.
3	KeKe McKinney	F	Fr.	6-1	Knoxville, Tenn.
12	Amanda Paschal	G	Jr.	5-7	Brooklyn, N.Y.
23	Kameron Roach	G	Fr.	5-6	Hopkins, S.C.
14	Tatyana Wyatt	F	Fr.	6-2	Columbus, Ga.

* denotes assist per game; ^ sat out 2016-17 season due to NCAA transfer rules

SEC (Finish) 11-5 (t3rd)
 SEC Tournament (Record) SEC Tournament Semifinals (1-1)
 defeated Alabama, 65-55, quarterfinals
 lost to #5 South Carolina, 77-89, semifinal
 NCAA (Record) NCAA Second Round (1-1)
 defeated Belmont, 73-70, first round
 lost to #11 Ohio State, 68-82, second round
 Final Poll Rankings No. 18 AP | No. 25 ESPN/USA Today
 Final Attendance Ranking No. 14 (NCAA)

UK Radio Network

Broadcast Info UK Radio Network
 Play-by-Play Announcer Darren Headrick

Local Beat Writers

Lexington Herald-Leader Jen Smith
 jsmith3@herald-leader.com

UK Videotape Footage

UK Sports Video 859-257-4830

History

Seasons of Basketball Entering 44th season
 All-Time Record: 783-515 (.603)
 All-Time SEC Record (regular-season games only): 199-242 (.451)
 All-Time SEC Tournament Record: 34-39 (.465)
 SEC Titles: Two (2012 and 1982)
 NCAA Tournament Appearances: ... 14 (Last in 2017; Eight consecutive)
 NCAA Tournament Record: 20-14 (.588)



2017-18 RADIO/TELEVISION CHART



LASHAE HALSEL
FORWARD

0

6-0 – Jr.
Bowling Green, Ky.
(Warren Central HS)



PAIGE POFFENBERGER
GUARD

2

5-8 – Soph.
Morgantown, W.Va.
(Morgantown HS)



KEKE MCKINNEY
FORWARD

3


6-1 – Fr.
Knoxville, Tenn.
(Fulton HS)



MACI MORRIS
GUARD

4

6-0 – Jr.
Pineville, Ky.
(Bell County HS)



AMANDA PASCHAL
GUARD

12

5-7 – Jr. – TR
Brooklyn, N.Y.
(Chipleys HS/Gulf Coast St. JC)



TATYANA WYATT
FORWARD

14

6-2 – Fr.
Columbus, Ga.
(Columbus HS)



JESSICA HARDIN
GUARD

15

5-8 – R-Sr.
Monticello, Ky.
(Wayne County HS/
Bellarmine)



DORIE HARRISON
CENTER

20

6-3 – Sr.
Nashville, Tenn.
(Hillsboro HS)



OGECHI ANYAGALIGBO
FORWARD

21

6-1 – Jr.
Miami, Fla.
(Miami County Day HS/
Stony Brook)



MAKENZIE CANN
GUARD

22

6-1 – Sr.
Lawrenceburg, Ky.
(Anderson County HS/
Cincinnati)



KAMERON ROACH
GUARD

23

5-6 – Fr.
Hopkins, S.C.
(Lower Richland HS)



TAYLOR MURRAY
GUARD

24

5-6 – Jr.
Odenton, Md.
(Annapolis Area Christian HS)

COACHING STAFF



JAJDA ROPER
GUARD

32

5-6 – Soph.
Memphis, Tenn.
(Houston HS)



ALYSSA RICE
FORWARD

45

6-3 – Sr.
Reynoldsburg, Ohio
(Reynoldsburg HS)



MATTHEW MITCHELL
HEAD COACH

11th

Season
Louisville, Miss.
(Mississippi State, '95)



KYRA ELZY
ASSOCIATE HEAD COACH

2nd

(6th overall at UK)
LaGrange, Ky.
(Tennessee, '99, '01)



NIYA BUTTS
ASSISTANT COACH

2nd

(7th overall at UK)
Americus, Ga.
(Tennessee, '00/TTU, '02)



LIN DUNN
ASSISTANT COACH

2nd

Season
Dresden, Tenn.
(UT Martin, '69)





2017-18 KENTUCKY WBB ROSTER

NUMERICAL

No.	Name	Pos.	Cl.	Ht.	Hometown/High School/Previous College
0	LaShae Halsel	F	Jr.	6-0	Bowling Green, Ky./Warren Central HS
2	Paige Poffenberger	G	So.	5-8	Morgantown, W.Va./Morgantown HS
3	KeKe McKinney	F	Fr.	6-1	Knoxville, Tenn./Fulton HS
4	Maci Morris	G	Jr.	6-0	Pineville, Ky./Bell County HS
12	Amanda Paschal	G	Jr.	5-7	Brooklyn, N.Y./Chipleigh HS/Gulf Coast State
14	Tatyana Wyatt	F	Fr.	6-2	Columbus, Ga./Columbus HS
15	Jessica Hardin	G	R-Sr.	5-8	Monticello, Ky./Wayne County HS/Bellarmine
20	Dorie Harrison	C	Fr.	6-3	Nashville, Tenn./Hillsboro HS
21	Ogechi Anyagaligbo	F	Jr.	6-1	Miami, Fla./Miami Country Day/Stony Brook
22	Makenzie Cann	G	Sr.	6-1	Lawrenceburg, Ky./Anderson County HS/Cincinnati
23	Kameron Roach	G	Fr.	5-6	Hopkins, S.C./Lower Richland HS
24	Taylor Murray	G	Jr.	5-6	Odenton, Md./Annapolis Area Christian
32	Jaida Roper	G	So.	5-6	Memphis, Tenn./Houston HS
45	Alyssa Rice	C	Sr.	6-3	Reynoldsburg, Ohio/Reynoldsburg HS

ALPHABETICAL

No.	Name	Pos.	Cl.	Ht.	Hometown/High School/Previous College
21	Ogechi Anyagaligbo	F	Jr.	6-1	Miami, Fla./Miami Country Day/Stony Brook
22	Makenzie Cann	G	Sr.	6-1	Lawrenceburg, Ky./Anderson County HS/Cincinnati
0	LaShae Halsel	F	Jr.	6-0	Bowling Green, Ky./Warren Central HS
15	Jessica Hardin	G	R-Sr.	5-8	Monticello, Ky./Wayne County HS/Bellarmine
20	Dorie Harrison	C	Fr.	6-3	Nashville, Tenn./Hillsboro HS
3	KeKe McKinney	F	Fr.	6-1	Knoxville, Tenn./Fulton HS
4	Maci Morris	G	Jr.	6-0	Pineville, Ky./Bell County HS
24	Taylor Murray	G	Jr.	5-6	Odenton, Md./Annapolis Area Christian
12	Amanda Paschal	G	Jr.	5-7	Brooklyn, N.Y./Chipleigh HS/Gulf Coast State
2	Paige Poffenberger	G	So.	5-8	Morgantown, W.Va./Morgantown HS
45	Alyssa Rice	C	Sr.	6-3	Reynoldsburg, Ohio/Reynoldsburg HS
23	Kameron Roach	G	Fr.	5-6	Hopkins, S.C./Lower Richland HS
32	Jaida Roper	G	So.	5-6	Memphis, Tenn./Houston HS
14	Tatyana Wyatt	F	Fr.	6-2	Columbus, Ga./Columbus HS

Coaching Staff

Head Coach: Matthew Mitchell (Mississippi State, 1995) – 12th season, 10th at Kentucky
Associate Head Coach: Kyra Elzy (Tennessee, 1999, 2001) – 2nd season, sixth at Kentucky
Assistant Coach: Niya Butts (Tennessee, 2000; Tenn. Tech, 2002) – 2nd season, seventh at Kentucky
Assistant Coach: Lin Dunn (UT Martin, 1969) – 2nd season

Support Staff

Assistant Athletics Director/Women's Basketball: Amy Tilley (Kentucky, 2007)
Director of Player Development: Amber Smith (Kentucky, 2011)
Exec. Associate AD/Women's Basketball Admin.: Rachel Baker (Berea, 1999; Ohio State, 2001)
Staff Support Associates: Beth Price (Kentucky, 2006), Jennifer Heerschee (Kentucky, 1998)
Coaching Video Coordinator: Daniel Boice (Arizona, 2014, 2016)
Creative Director: Kim Troxall (SCAD, 1994)
Senior Athletic Trainer: Courtney Jones (Purdue, 2001)
Nutrition Coach: Monica Fowler (Kentucky, 2010)
Team Physician: Dr. Robert Hosey (Virginia Tech, 1989)
Strength & Conditioning Coach: John Spurlock (Hanover College, 2005)
Academic Counselor: Tiffany Hayden (Kentucky, 2001)
Media Relations Director: Evan Crane (Kentucky, 2010)
Media Relations Assistant: Karlie Kinneer (Iowa State, 2015)
Equipment Manager: Kortez Wilson (Kentucky, 2014, 2016)

BY CLASS

Seniors (3)

Makenzie Cann
 Alyssa Rice
 Jessica Hardin

Juniors (5)

Taylor Murray
 Maci Morris
 Ogechi Anyagaligbo
 LaShae Halsel
 Amanda Paschal

Sophomores (2)

Jaida Roper
 Paige Poffenberger

Freshmen (4)

KeKe McKinney
 Tatyana Wyatt
 Dorie Harrison
 Kameron Roach

BY HEIGHT

5-6 Taylor Murray
 Jaida Roper
 Kameron Roach
5-7 Amanda Paschal
5-8 Jessica Hardin
 Paige Poffenberger
6-0 Maci Morris
 LaShae Halsel
6-1 Makenzie Cann
 Ogechi Anyagaligbo
 KeKe McKinney
6-2 Tatyana Wyatt
6-3 Alyssa Rice
 Dorie Harrison

PRONUNCIATION

Ogechi Anyagaligbo
 (oh-GECH-ee on-ya-gull-LEE-bo)

LaShae Halsel (luh-SHAY HALL-sull)

Jaida Roper (JAY-duh)

Tatyana Wyatt (TOT-e-on-uh)

Amanda Paschal (PAS-kel)





THIS IS
KENTUCKY
BASKETBALL




THIS IS

KENTUCKY BASKETBALL



"I came to Kentucky because when I got on campus I really felt that I was at home. I felt like this was the program that could help me grow and become the person and player that I want to be. I also knew that I would have a lot of support from a lot of great people."

- Freshman Guard Kameron Roach



FAST. HARD. DISCIPLINED.



The 2016-17 Wildcats played fast scoring over 70 points per game, while they also played disciplined ranking second in the SEC in fewest personal fouls per game.



Taylor Murray



KENTUCKY PAGEANTRY



SINGING THE FIGHT SONG

Matthew Mitchell introduced a new tradition to the Kentucky women's basketball team when he became the head coach in 2007. After each victory, the Wildcats gather at mid-court and sing the UK Fight Song with the fans.



CHEER AND DANCE TEAMS

The UK Cheer and Dance programs are recognized as two of the finest programs in America. On the UK campus, they are recognized as some of the finest athletes in the University's sports programs, and as public relations ambassadors of UK and the entire Commonwealth of Kentucky.



SENIOR DAY

Senior Day at Kentucky has become one of the most celebrated ceremonies in college basketball. Honoring the senior class, UK's event is one of the most elaborate and moving programs of its kind. The pregame ceremony begins with player introductions. Once they all have burst through banners bearing their likenesses, their families join them at center court. Then the state song, "My Old Kentucky Home," is sung as the home crowd bids farewell.

BLUE AND WHITE

The University of Kentucky adopted blue and white as its official colors in 1892.

Originally, however, UK students had decided on blue and light yellow prior to the Kentucky-Centre College football game on December 19, 1891.

The shade of blue, which is close to a royal blue, was chosen when a student asked the question, "What color blue?"

At the time, Richard C. Stoll (who lettered in football at UK in 1889-94) pulled off his necktie and held it up. The students then adopted that particular shade of blue.

A year later, UK students officially dropped the light yellow color for white.



THE BIG BLUE NATION

UK fans, also referred to as the Big Blue Nation, are known for the electric atmosphere they create at all athletic events. Not only do the players feed off of their energy, but opposing teams often fear the intimidating roar of the UK crowd.

For the 14th straight season, the University of Kentucky women's basketball team ranked in the top 25 nationally in average attendance, sitting 14th overall with 5,213 fans per home game during the 2016-17 season

UK averaged 6,454 fans in 2015-16, which was the second-best mark in program history behind 6,727 during the 2013-14 season. Overall in 20 home games – including one inside Rupp Arena – Kentucky amassed a total attendance of 104,252, which ranked eighth nationally in 2016-17. The season marked the sixth straight year the Wildcats have surpassed 100,000 in total attendance.



UK PEP BAND

With more than 80 members, the University of Kentucky pep band is one of the largest in the nation. Performing at both home football and basketball games, the pep band has been named by Southern Living magazine as one of the “top 10 bands in the South.”

The Alumni Band, composed of former UK band members, also is an important part of the UK WBB experience. The Alumni Band plays at several home games each year.



WILDCAT NICKNAME

The official nickname for the University of Kentucky's athletic teams is “Wildcats.” The nickname became synonymous with UK shortly after a 6-2 football victory over Illinois on October 9, 1909, on the road.

Commandant Carbusier, then head of the military department at old State University (UK), told a group of students in a chapel service following the game that the Kentucky football team had “fought like wildcats.”

Later, the name Wildcats became more and more popular among UK followers as well as with members of the media. As a result, the nickname was adopted by the University.



MARCH MADNESS

20 Postseason Tournament Appearances, including a school-record 12 in a row:
1978, 1982, 1983, 1986, 1990, 1991, 1999, 2005, 2006, 2007, 2008, 2009, 2010,
2011, 2012, 2013, 2014, 2015, 2016, 2017

UK has played in a school-record **EIGHT** straight NCAA tournaments which includes three Elite Eight finishes.

The Wildcats have hosted the first and second rounds of the event each of the last four years.





THE UK WBB PROGRAM will consist of...
People who possess high character and a desire to develop high character.
People committed to the winning tools.
People who are willing to make personal sacrifices in order to attain group success.
People dedicated to the necessary preparation that results in championships.



DEFINITION OF SUCCESS



TRADITION OF DEVELOPING TALENT

Over the last 8 seasons, Kentucky has captured 40 SEC awards, including four SEC Player of the Year honors. UK became the first SEC school to earn the AP SEC Player of the Year four consecutive seasons (2010-13).



Victoria Dunlap

2010 and 2011 SEC Player of the Year
2011 SEC Defensive Player of the Year
2010 and 2011 All-SEC First Team
2010 and 2011 SEC All-Defensive Team
2010 All-SEC Tournament Team



DeNesha Stallworth

All-SEC, Second Team (coaches)
SEC All-Tournament Team
All-SEC, Honorable Mention (AP)



A'dia Mathies

2012 and 2013 SEC Player of the Year
2012 and 2013 All-SEC First Team
2011 and 2012 SEC All-Defensive Team
2010 SEC Freshman of the Year
2010, 2012 and 2013 All-SEC Tournament Team



Makayla Epps

3x SEC All-Tournament Team honoree
2015 All-SEC, First Team (AP, Coaches)
2016 All-SEC, First Team (AP, Coaches)
2017 All-SEC, First Team (AP, Coaches)
2016 WBCA All-Region Team
2x AP All-America Honorable Mention
2016 WBCA All-America Honorable Mention



Matthew Mitchell

2010 SEC Coach of the Year
2012 SEC Coach of the Year



Bria Goss

2012 SEC Freshman of the Year
2012 SEC All-Freshman Team

Maci Morris

2016 SEC All-Freshman Team



Evelyn Akhator

2016 All-SEC, Second Team (AP, Coaches)
2017 All-SEC, First Team (Coaches)
2017 All-SEC, Second Team (AP)
2017 SEC All-Tournament Team
2017 AP All-America Honorable Mention

Jennifer O'Neill

All-SEC, First Team (AP)
2X SEC Co-6th Woman of the Year
2X All-SEC, Second Team (coaches)
AP All-American, Honorable Mention
All-SEC, Honorable Mention (AP)






WNBA DRAFT

156

Kentucky's current coaching staff has coached a total of 156 players that eventually played in the WNBA, including four WNBA Most Valuable Players.

Five players have been WNBA draft picks during Matthew Mitchell's tenure, including Makayla Epps and Evelyn Akhator, who were picked in the 2017 draft.



ONLY THE BEST WEAR NIKE

Thanks to Nike's extensive research and product development, the Kentucky Wildcats stay on the cutting edge of quality and style with all of their gear. All 22 sports use Nike shoes and equipment, and over the course of the contract, the Wildcats will receive **MILLIONS of DOLLARS** worth of clothing and equipment.




CHARACTER DEVELOPMENT



Jason Cummins directs the Impact Leadership program at UK Athletics, working very closely with the entire coaching staff to help **SELECT** the right teammates, **DEVELOP** them to be their best, so we **WIN** better.

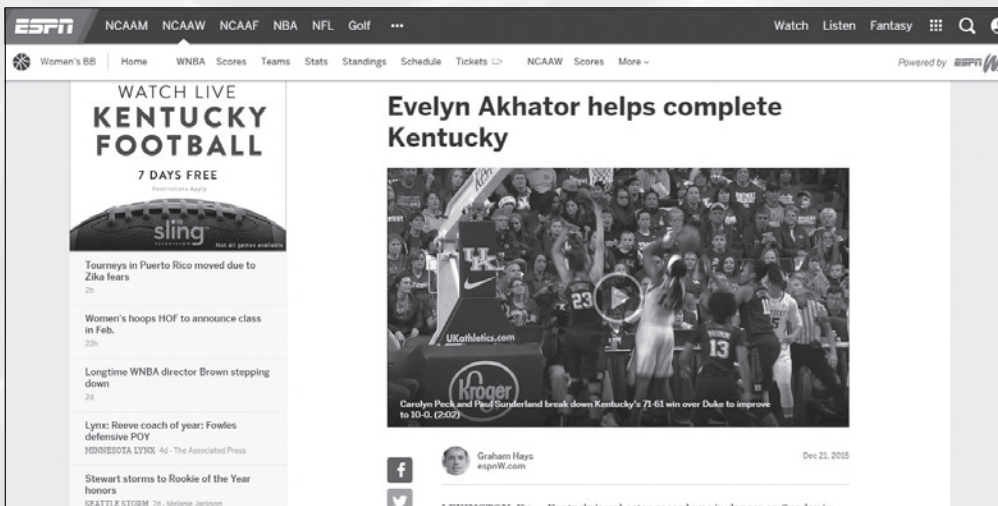
WHAT IS IMPACT LEADERSHIP...

- Leadership development is not an event. It is a deliberate, systematic process that involves and impacts everyone in the organization. It is a continuous effort. Just as we coach the technical skills of basketball, we must be equally as precise when coaching a player's character and leadership skills.
- Better people make better players. At Kentucky, we are focused on the whole person - the physical, mental, technical, tactical and behavioral.
- Coach Mitchell has defined a demanding culture based on a set of shared beliefs. Our job is to teach, communicate, reinforce, and hold each other accountable. Ultimately, beliefs drive behavior and behavior produces results.




MEDIA EXPOSURE

- Enhancing Kentucky's national presence is the SEC Network.
- More than 90 million homes get SECN and SECN+.
- The SEC Network is a national sports network that has 24/7 programming; it's a dedicated channel for all things SEC.
- ESPN, ESPN2 and ESPNU will produce a combined 15 SEC contests - including three Kentucky games - while the SEC Network will televise more than 50 conference games.
- Television networks have chosen to air double-digit Kentucky women's basketball games eight straight seasons, including a school-record 23 times in 2013-14.
- Every UK home game will be televised or live streamed in 2017-18.




BIG BLUE MADNESS



"It's the one time where 25,000 people come to a practice and it doesn't happen anywhere else in the country. It just shows you the unique tradition of Kentucky basketball. It is a spectacle. It is an unbelievable night and it's the most unique of its kind in the country."

- UK Coach Matthew Mitchell



TRAVEL WITH THE CATS AROUND THE BIG BLUE NATION



The Wildcats have traveled all over the world and are always finding new and exciting places to go.

**CUSTOM DESIGNED BUS,
SPECIFICALLY FOR
KENTUCKY ATHLETICS**

FIRST CLASS PRIVATE JETS

**COMFORTABLE HOTEL
ACCOMMODATIONS**

**ACADEMIC ADVISORS AND
LAPTOPS AVAILABLE ON
THE ROAD**



Typical Game Day Schedule

- 9:00 a.m. Breakfast
- 10:00 a.m. Film on opponent
- 11:00 a.m. Taping/treatment
- 11:30 a.m. Depart for Shoot-around
- NOON Shoot-around
- 1:30 p.m. Return to hotel
- 3:00 p.m. Pre-game meal in hotel
- 5:00 p.m. Depart for game
- 7:00 p.m. Game time!
- 9:30 p.m. Dinner
- 12:30 a.m. Return to the basketball capital of the world, LEXINGTON!



**FRANCE
JAPAN
NEW YORK**

**U.S. VIRGIN ISLANDS
SWITZERLAND
HAWAII**

**LOS ANGELES
SAN FRANCISCO
WASHINGTON D.C.**



200 MAJORS & 17 ACADEMIC COLLEGES

Choose from 200 majors in one of UK's 17 academic and professional colleges:

- 18-to-1 Student Faculty Ratio.
- Average ACT Score for Incoming Freshmen: 25.5.
- In the last five years, UK earned nearly 100 national rankings for excellence in teaching, research and service.
- UK is one of only eight universities in the U.S. that have programs in agriculture, engineering, law, medicine and pharmacy on a single campus.



- Agriculture**
- Arts and Sciences**
- Business and Economics**
- Communications & Information Studies**
- Dentistry**
- Design**
- Education**
- Engineering**
- Fine Arts**
- Health Sciences**
- Law**
- Medicine**
- Nursing**
- Pharmacy**
- Public Health**
- Social Work**






GRADUATION SUCCESS




100%

Under Coach Mitchell, 34 different Wildcats have been SEC Academic Honor Roll members with a 100% graduation rate.



CENTER FOR ACADEMIC AND TUTORIAL SERVICES **CATS**



Kentucky was the **FIRST SCHOOL IN THE NATION** to open an academic center dedicated exclusively to student-athletes. CATS has personnel available to assist student-athletes with the following:



- Placement and Planning
- Shadowing/Mentoring
- Resume Building
- Seminars (Financial, Planning, Interviewing, etc.)
- Advising
- Internships
- Writing Assistance



CATS

CENTER FOR ACADEMIC AND TUTORIAL SERVICES

- CATS is connected to Memorial Coliseum and the Joe Craft Center.
- Student-athletes have weekly academic meetings with a coach.
- CATS provides 900 hours of tutoring per week as well as spacious study areas and tutoring rooms.
- A community outreach office is located in CATS.

UK ADMINISTRATION



DR. ELI CAPIOUTO
University President

12th President in UK History

7th Year at UK

B.S. from Alabama

M.S. in Epidemiology from Alabama

Doctor of Dental Medicine
from Alabama.

Doctorate in Health Policy
and Management from the
Harvard University School
of Public Health.



MITCH BARNHART
Athletics Director

16th Year as UK Athletics Director

B.S. Ottawa University

M.S. Ohio University

Committed to fully funding all 22
varsity sports at UK.

Led UK to a school-record 10th-place
finish in the Director's Cup in 2017.



CATS WHO CARE


Many Kentucky players choose to take part in the UK Athletics community service program. The Wildcats participate in a variety of community service projects, including mentoring, hospital visits, speaking engagements and food drives.



HOME OF WOMEN'S BASKETBALL MEMORIAL COLISEUM

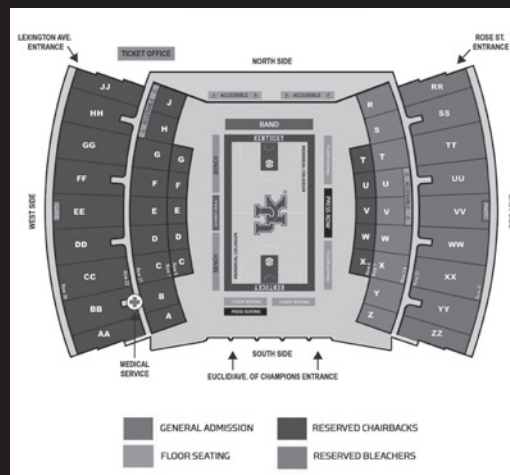


- The Coliseum covers an entire city block and has as much space as a seven-story office building. It currently has a capacity of 8,000.
- The Coliseum was built in 1950 and serves as a memorial to every Kentuckian who lost their life serving their country.
- A newly renovated floor, video board, scoreboard and sound system have been added in the Matthew Mitchell era.
- Wildcat fans are passionate about their basketball, that's why UK has ranked in the nation's top 25 and in the SEC's top four in attendance 14 straight years.
- The Cats are 126-15 (.893) at home over the last seven seasons (including seven games in Rupp Arena).
- UK amassed 104,252 fans overall in 2016-17, a mark that ranked eighth nationally.
- UK drew 116,164 fans for its home games in 2015-16 the second-highest total attendance in school history.



HOME ATTENDANCE FIGURES

Year	Games	Total Att.	Avg.
2016-17 (14th)	20	104,252	5,213
2015-16 (8th)	18	116,164	6,454
2014-15 (7th)	17	108,436	6,379
2013-14 (9th)	18	121,089 !	6,727 !
2012-13 (11th)	17	104,447	6,144
2011-12 (13th)	18	113,068	6,282
2010-11 (11th)	15	95,453	6,364
2009-10 (17th)	17	95,615	5,624
2008-09 (21st)	17	75,194	4,423
2007-08 (23rd)	18	85,769	4,765
2006-07 (14th)	15	87,943	5,863
2005-06 (20th)	15	77,411	5,161
2004-05 (20th)	19	90,663	4,772
2003-04 (17th)	14	72,553	5,182
2002-03	13	22,024	1,694
2001-02	11	12,681	1,153
2000-01	12	17,746	1,479
1999-00	12	29,643	2,470
1998-99	10	18,443	1,844
1997-98	11	15,728	1,430
1996-97	10	6,817	682
1995-96	11	8,456	769
1994-95	13	15,540	1,195
1993-94	13	17,649	1,358
1992-93	13	19,511	1,501
1991-92	13	17,087	1,314
1990-91	14	16,011	1,143
1989-90	14	18,777	1,341
1988-89	13	14,575	1,121
1987-88	16	13,400	837
1986-87	13	18,025	1,386
1985-86	16	18,887	1,180
1984-85	16	23,990	1,499
1983-84	17	18,880	1,110
1982-83	17	61,975	# 3,645
1981-82	19	41,000	2,158
1980-81	15	29,224	1,948
1979-80	15	22,500	1,500



! New Season Record # Led the nation
Years include games at Rupp Arena • 1974-79 attendance not available

CAPACITY - 23,000 RUPP ARENA

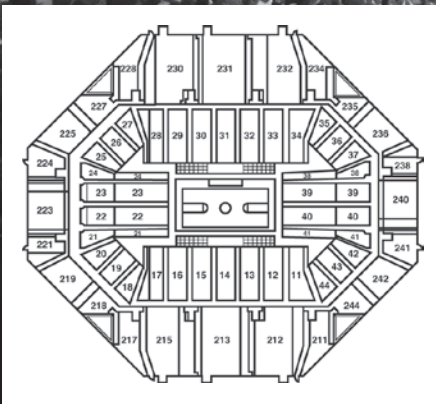
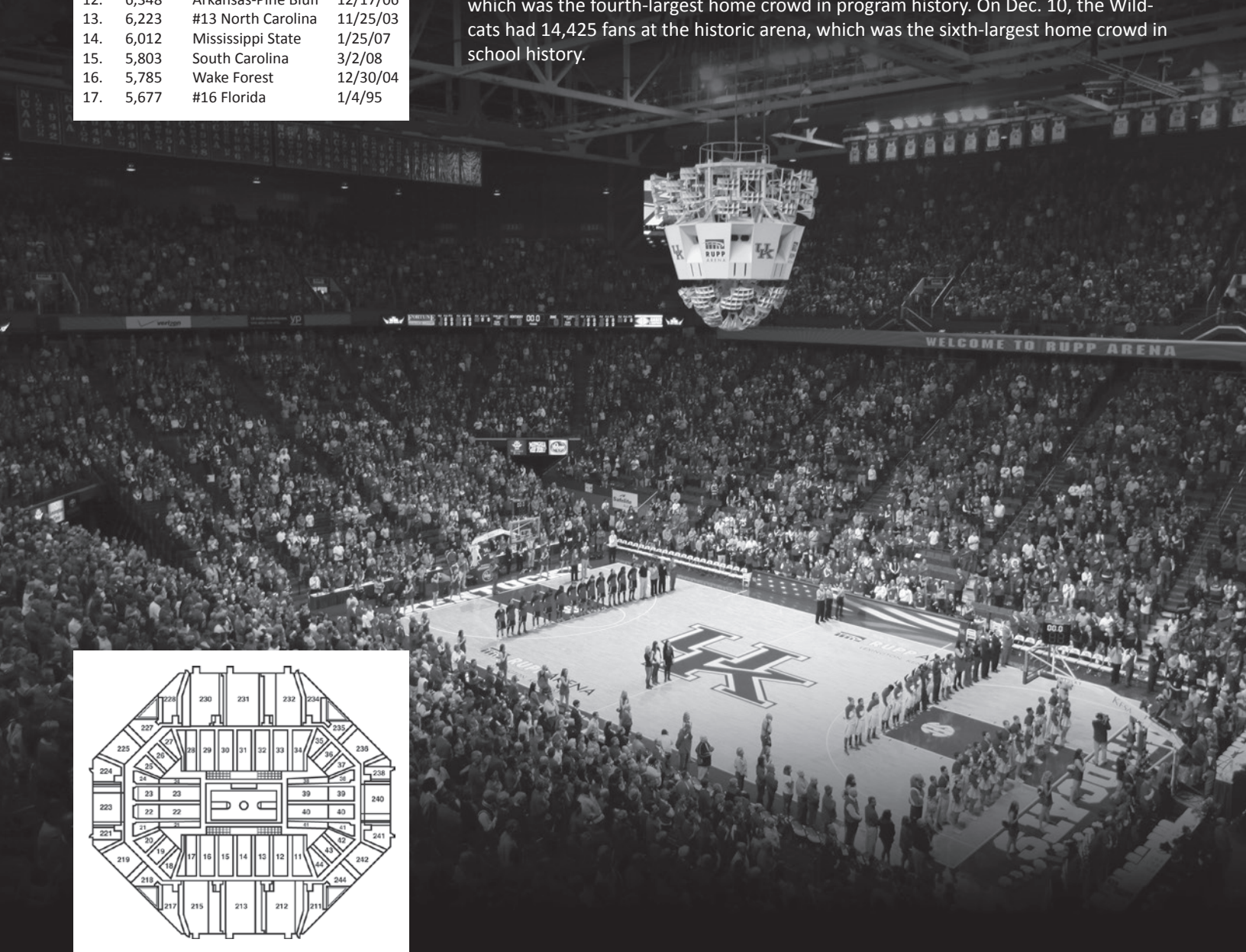
SINGLE-GAME ATTENDANCE RECORDS - RUPP ARENA

(Since 1978)

1.	23,706	#2/2 Duke	12/22/13
2.	22,075	#8/9 Baylor	11/17/14
3.	18,488	DePaul	12/7/12
4.	17,150	#13 Duke	12/20/15
5.	14,508	#6/5 Duke	12/8/11
6.	14,425	Louisville	12/10/15
4.	13,689	#1 Tennessee	1/26/06
5.	13,225	Arizona State	12/11/16
5.	10,390	#7 Rutgers	1/12/80
6.	10,192	Louisville	12/28/05
7.	9,120	Alabama	2/26/06
8.	8,335	#9 LSU	1/27/08
9.	7,128	Arkansas	2/18/07
10.	7,126	#11 Georgia	2/15/07
11.	6,629	Auburn	1/19/06
12.	6,348	Arkansas-Pine Bluff	12/17/06
13.	6,223	#13 North Carolina	11/25/03
14.	6,012	Mississippi State	1/25/07
15.	5,803	South Carolina	3/2/08
16.	5,785	Wake Forest	12/30/04
17.	5,677	#16 Florida	1/4/95

Kentucky WBB's Record in Rupp: 25-15 (.625)

- Rupp Arena is entering its 41st season.
- An awesome structure in sight and scope, the arena is divided into two seating areas. The lower level features 10,000 cushioned theater seats. The upper level has 13,000 seats on epoxy-coated metal bleachers. The latter can be visually isolated to provide more natural setting for small shows.
- The Wildcats command an exclusive and updated state-of-the-art locker room, while other amenities include six team-size dressing rooms and eight smaller units.
- In 2013-14, UK set the new single-game attendance record when 23,706 fans saw UK face No. 2 Duke in Rupp Arena on Dec. 22, 2013. The attendance marked the largest crowd ever to see a college women's hoops game in the Commonwealth — the previous mark was 22,152 for the first Kentucky-Louisville game played in the KFC Yum! Center on Dec. 5, 2010.
- In 2015-16, Kentucky packed 17,150 fans in Rupp Arena on Dec. 20 against Duke, which was the fourth-largest home crowd in program history. On Dec. 10, the Wildcats had 14,425 fans at the historic arena, which was the sixth-largest home crowd in school history.



UNRIVALED FACILITIES

JOE CRAFT CENTER

- The Joe Craft Center is a \$30-million, 100,000 square foot state-of-the-art practice facility that houses two practice courts; locker, meeting, training, and weight rooms; and coaches' offices for men's and women's basketball, in addition to administrative and ticket offices.
- The state-of-the-art flooring system promotes safety by reducing wear and tear on joints and muscles.
- Meeting rooms feature "smart" technology, including the latest advances in video.
- Our players have access to the Joe Craft center 24 hours a day, seven days a week.
- Located across the street from the residence halls.

OFFICES



FILM ROOM



LOCKER ROOM



PRACTICE COURTS

FIRST-CLASS LIVING

Brand new suite-style dorms opened in 2014

- Two-bedroom suites with separate bedrooms but a shared kitchen/living space and bathroom.
- Full XL size Tempur-Pedic mattress.
- Built in closet and desk to get school work done.
- High-tech laundry facilities that will alert you to machine availability and status of your wash load via your computer or cell phone.
- Conveniently located in close proximity to Memorial Coliseum, the Joe Craft Center practice facility, the student center and the Whitehall Classroom Building.



TRAINING ROOM

Kentucky stays on the cutting edge of technology as shown by the up-to-date rehabilitation equipment in the Joe Craft Center, the underwater treadmill and zero gravity treadmill.



UNDERWATER TREADMILL

UK's underwater treadmill can produce an intense cardio workout that limits the risk of injury and is also ideal for post-injury or post-surgical rehabilitation. The underwater treadmill promotes extensive, pain-free joint movement and strengthening.



ZERO GRAVITY TREADMILL

The zero gravity treadmill allows our student-athletes to train harder and enhance their physical therapy experience without putting extra stress on their joints and muscles. It also helps in the post-surgical or post-injury rehabilitation.

STRENGTH & CONDITIONING

- Primary focus of the weight room: development of core strength by using ground-based, multi-joint lifting through use of the Olympic lifts.
- Comprehensive program including full nutrition analysis and complete conditioning regimen.
- Three multi-purpose racks for Olympic lifting, squats, presses & pullups.
- Basketball only weight room.
- 2,500 total square footage.
- Two Vertimax stations.
- Full weight range of Iron Grip dumbbells with UK logos.
- Woodway treadmills along with a variety of non-impact cardio equipment in a separate cardio-only room.



NUTRITION



MONICA FOWLER

Dietician

6th year at UK


B.S from Kentucky in dietetics

M.S. from Kentucky in hospitality and dietetics administration



Monica helps the Wildcats with all their nutritional aspects, including nutritional counseling and assessments, meal planning and maintaining nutritional supplements.

She teaches the Cats how to shop for groceries, pick healthy meals throughout campus and make healthy meals at home.



- Nutritional counseling and assessments
- Meal planning
- Healthy cooking classes
- 24/7 access to training table





MEET THE
WILDCATS



CAREER STATS

Year	GP-GS	MIN	FG-FGA	PCT	3FG-FGA	PCT	FT-FTA	PCT	OFF-DEF	TOT-AVG	PF-FO	A	TO	BLK	ST	PTS-AVG
2015-16*	32-31	916-28.6	135-243	.556	0-0	.000	54-89	.607	75-214	289-9.0	81-2	23	81	41	26	324-10.1
2016-17									DNP-Transfer							
TOTAL	32-31	916-28.6	135-243	.556	0-0	.000	54-89	.607	75-214	289-9.0	81-2	23	81	41	26	324-10.1

* at Stony Brook



OGECHE ANYAGALIGBO

#21 • FORWARD • JR • 6-1

MIAMI, FLA./MIAMI COUNTRY DAY/STONY BROOK

GENERAL

Great athlete that will be a physical player on both ends of the court ... Can finish around the basket and has strong rebounding skills ... Came to Kentucky after winning America East Conference Rookie of the Year honors at Stony Brook ... Sat out the 2016-17 season due to NCAA transfer rules.

- SEC Academic Honor Roll (2017)
- America East Conference Rookie of the Year (2016 at Stony Brook)

2016-17 (SOPHOMORE)

Practiced with the team, but had to sit out from game action due to NCAA transfer rules.

AT STONY BROOK

Was the 2015-16 America East Conference Rookie of the Year after averaging 10.1 points and 9.0 rebounds per game ... Played in all 32 games during her freshman season at Stony Brook, finishing first on the team in rebounds and blocks, and second on the team in scoring and steals ... Led the AEC in rebounds and was named the AEC Rookie of the Week nine times during the season, just one honor short of the conference record ... Averaged 9.0 rebounds per game, 1.3 blocks per game and hit .556 from the field – all which ranked top 10 in Stony Brook's single-season rankings ... Finished the season by scoring in double figures 16 times, including nine double-doubles ... Best performances came against LIU Brooklyn, where she scored a career-high 23 points, before an impressive 19-rebound performance against Wagner, which was the best rebounding performance by a Stony Brook player since 2005-06.

HIGH SCHOOL

During her time at Miami Country Day High School, she was an all-state honoree and three-year captain ... She won two state championships and nearly averaged a double-double with 11.0 points and 9.6 rebounds ... Was named the DICK's Sporting Goods

CAREER HIGHS

Points:	23 vs. LIU, 12/21/15
FGM:	10 vs. LIU, 12/21/15
FGA:	16 vs. LIU, 12/21/15
FTM:	4 vs. Hartford, 03/05/16
FTA:	6 vs. Syracuse, 12/06/15
3FGM:	-
3FGA:	-
O-Rebounds:	5, 2x, last vs. Hartford, 12/30/15
D-Rebounds:	16 vs. Wagner, 12/18/15
Total Rebounds:	19 vs. Wagner, 12/18/15
Assists:	3 vs. UMBC, 01/13/16
Blocks:	4 vs. New Hampshire, 1/16/16
Steals:	3 vs. New Hampshire, 1/16/16
Minutes:	39 vs. St. Bonaventure, 12/01/15

High School Nationals Most Valuable Player her senior season after leading the Spartans to the state title ... Helped Miami Country Day to a 29-4 record and runner-up finish in the state tournament her freshman season ... Was a two-sport athlete, lettering two years in volleyball ... Played AAU ball on the Nike EYBL Circuit for the Miami Suns Team Fowles under head coach Erika Haney.

PERSONAL

Place of Birth: Miami, Fla. ... Parent(s): Eucharía and Chris Anyagaligbo ... Siblings: Four sisters (Uchená, Oluchi, Nikiru, Onyekachi) ... Major: Biology ... Shooting Hand: Left.

THE CATS' CAUSE

Helped with Louisiana flood relief drive ... Volunteered at Habitat for Humanity ... Spent time with children at the East St. Academy ... Breakfast with Santa volunteer ... Sorted, delivered and packed food for God's Pantry Food Bank.

GAME-BY-GAME STATS

(At Stony Brook - 2015-16)

Opponent	Min	FG-A	3PT-A	FT-A	O-D-T	PF	A	TO	BS	ST	PTS
Iona	33	4-5	0-0	1-2	1-6-7	2	1	3	2	0	9
at Hofstra	24	4-7	0-0	4-6	2-7-9	5	0	3	2	0	12
at Saint Peter's	25	4-9	0-0	1-2	1-8-9	3	0	1	0	2	9
at Columbia	27	5-7	0-0	1-2	3-7-10	2	2	1	1	0	11
Ole Miss	25	2-2	0-0	0-4	1-4-5	2	1	3	0	1	4
St. Bonaventure	39	4-6	0-0	1-2	5-10-15	4	2	4	0	2	9
at Cornell	34	6-8	0-0	0-2	3-7-10	3	0	4	1	0	12
at Syracuse	33	7-15	0-0	3-6	1-8-9	1	0	1	3	1	17
at Yale	31	6-10	0-0	2-3	4-4-8	3	0	2	1	2	14
Morgan St.	26	3-6	0-0	2-4	0-9-9	3	0	5	1	0	8
at Wagner	37	3-8	0-0	2-4	3-16-19	2	0	6	1	1	8
LIU Brooklyn	33	10-16	0-0	3-5	4-8-12	3	2	1	1	0	23
Harvard	31	5-8	0-0	1-3	5-9-14	3	1	3	1	1	11
Binghamton	34	7-9	0-0	1-1	4-10-14	1	1	3	1	1	15
at UMass Lowell	24	2-5	0-0	4-4	0-5-5	2	2	3	0	1	8
at UMBC	29	2-5	0-0	1-2	3-5-8	1	0	4	2	0	5
New Hampshire	28	5-10	0-0	3-3	2-9-11	3	1	2	2	3	13
Hartford	23	7-9	0-0	2-2	2-6-8	1	0	3	1	0	16
at Albany (NY)	23	-8	0-0	0-0	1-2-3	4	0	1	1	0	14
at Maine	30	2-4	0-0	1-2	0-8-8	2	0	3	0	2	5
Vermont	30	4-8	0-0	0-2	3-8-11	3	3	2	1	0	8
at Binghamton	19	2-2	0-0	0-2	1-4-5	1	0	3	0	1	4
UMASS Lowell	25	4-8	0-0	0-0	4-3-7	2	1	1	1	0	8
at Hartford	28	3-9	0-0	3-5	3-7-10	3	0	2	3	2	9
UMBC	18	2-4	0-0	3-3	3-3-6	5	3	2	1	0	7
at New Hampshire	31	4-8	0-0	3-3	2-4-6	3	1	6	4	1	11
Albany (NY)	29	4-7	0-0	3-3	2-5-7	2	2	2	2	1	11
Maine	26	1-5	0-0	0-0	3-5-8	1	0	1	3	0	2
at Vermont	30	4-13	0-0	2-4	4-7-11	1	0	2	2	1	10
Hartford	31	3-6	0-0	4-4	1-9-10	2	1	2	3	0	10
Maine	36	5-8	0-0	2-2	3-8-11	3	0	1	3	1	12
Youngstown St.	24	4-8	0-0	1-2	1-3-4	4	1	1	0	1	9

(Sophomore - 2016-17)

Opponent	Min	FG-A	3PT-A	FT-A	O-D-T	PF	A	TO	BS	ST	PTS
Miami (Fla.)	DNP										
Albany	DNP										
NHU	DNP										
at Colorado	DNP										
MSU	DNP										
Samford	DNP										
Oklahoma	DNP										
at Louisville	DNP										
MTSU	DNP										
Arizona St.	DNP										
Radford	DNP										
Wash. St.	DNP										
at Duke	DNP										
at Tennessee	DNP										
Mizzou	DNP										
TAMU	DNP										
at Alabama	DNP										
Georgia	DNP										
at LSU	DNP										
at Auburn	DNP										
Ole Miss	DNP										
at Mizzou	DNP										
USC	DNP										
Vandy	DNP										
at Georgia	DNP										
at Arkansas	DNP										
Florida	DNP										
Miss. St.	DNP										
at USC	DNP										
vs. Alabama	DNP										
vs. USC	DNP										
Belmont	DNP										
Ohio St.	DNP										





CAREER STATS

Year	GP-GS	MIN	FG-FGA	PCT	3FG-FGA	PCT	FT-FTA	PCT	OFF-DEF	TOT-AVG	PF-FO	A	TO	BLK	ST	PTS-AVG
2014-15*	31-1	710-22.9	66-191	.346	51-139	.367	33-39	.846	8-50	58-1.9	36-0	37	21	5	11	216-7.0
2015-16							DNP-Transfer									
2016-17	32-4	897-28.0	63-198	.318	42-152	.276	16-25	.640	40-72	112-3.5	44-0	37	30	3	18	184-5.8
TOTAL	63-5	1607-25.5	129-389	.332	93-291	.320	49-64	.766	48-122	170-2.7	80-0	74	51	8	29	400-6.3

* at Cincinnati



MAKENZIE CANN

#22 • GUARD • SR • 6-1

LAWRENCEBURG, KY./ANDERSON COUNTY HS/CINCINNATI

GENERAL

Sat out the 2015-16 season due to NCAA transfer rules ... Great shooter that added instant offense last season ... Hard worker that continues to work defensively ... Coaches praised her hard work in practice during 2015-16 and willingness to learn ... Used the transfer season to her advantage, getting stronger and improving her conditioning.

- SEC Academic Honor Roll (2016, 2017)

2016-17 (JUNIOR)

Played in 32 of the team's 33 games, with four starts ... Averaged 28.0 minutes per game on the season, scoring 5.8 points per game and 3.5 rebounds per game ... Finished with the second most 3-pointers on the team with 45 ... Scored 10 or more points six times, with 15 or more points twice and a season-best 20 points against New Hampshire, where she hit six 3s with five rebounds and four assists ... Made three or more 3s in five games ... Hit at least one 3-pointer in 23 of her 32 games played ... Scored 12 points against Samford before posting 10 points with two 3s and four rebounds in Kentucky's win over highly ranked Oklahoma ... Hits three 3s for 11 points against Georgia with five rebounds ... Earned her first career start against Louisville, playing 45 minutes ... Posted an SEC-game high 15 points at highly ranked South Carolina, hitting three 3s with two rebounds and two steals.

2015-16 (SOPHOMORE)

Practiced with the team, but did not see game action due to NCAA transfer rules.

AT CINCINNATI

Played in 31 games with one start averaging 7.0 points per game ... Shot 34.6 percent from the field and 36.7 percent from 3-point with 1.2 assists per game ... Scored in double figures nine times, including 23 points against UCF, going 6-for-9 from 3 and 5-for-6 from free-throw line ... Hit at least one 3-pointer in 25 of 31 games.

CAREER HIGHS

Points:	23 vs. UCF, 03/06/15
FGM:	6, 3x, last at South Carolina, 02/26/17
FGA:	12, twice, last at South Carolina, 02/26/17
FTM:	5, twice, last vs. UCF, 03/06/15
FTA:	6 vs. UCF, 03/06/15
3FGM:	6, twice, last vs. New Hampshire, 11/17/16
3FGA:	12 vs. USF, 02/07/15
O-Rebounds:	3, 4x, last vs. Alabama, 03/03/17
D-Rebounds:	6, 2x, last vs. Ohio State, 3/19/17
Total Rebounds:	8, 2x, last vs. Ohio State, 3/19/17
Assists:	4 vs. New Hampshire, 11/17/16
Blocks:	1, 8x, last vs. Vanderbilt, 02/05/17
Steals:	5 at Duke, 12/29/16
Minutes:	45 at Louisville, 12/04/16

HIGH SCHOOL

Was a five-year varsity starter for Anderson County, leading the Bearcats to a combined 129-31 record during her prep career ... Was an all-state selection and a finalist for Kentucky Miss Basketball ... Selected to play in the Ohio-Kentucky and Indiana-Kentucky all-star games ... Named eighth-region player of the year as a junior and senior ... Finished first in school history in assists (645), second in points (2,207) and steals (468) and fourth in rebounds (748) ... Was a five-time selection to the all-region tournament team and four time selection to the all-district tournament team ... Named first-team all-state by the Louisville Courier Journal and first-team all-state by the Lexington Herald Leader ... All-region selection as freshman and sophomore ... Member of the Kentucky-Indiana junior all-star team ... Was a member of the Fellowship of Christian Athletes (FCA), Drug Abuse Resistance Education (DARE) and served as a peer mentor.

PERSONAL

Place of Birth: Lexington, Ky. ... Parent(s): Sheri and Larry Cann ... Siblings: One brother (Nick) and one sister (Meredyth) ... Major: Integrated Strategic Communications, minor in Animal Science ... Shooting Hand: Right

THE CATS' CAUSE

Delivered and packed food for God's Pantry Food Bank ... Volunteered at Habitat for Humanity ... Spent time with children at the East St. Academy ... Visited with patients at Markey Cancer Center ... Volunteer at Commonwealth City Church ... One Parent Scholar Home visitor ... Breakfast with Santa volunteer.

GAME-BY-GAME STATS

(At Cincinnati - 2014-15)

Opponent	Min	FG-A	3PT-A	FT-A	O-D-T	PF	A	TO	BS	ST	PTS
Arkansas PB	21	3-5	3-5	2-3	1-5-6	1	1	0	0	0	11
at UT Martin	26	4-9	4-8	0-0	0-2-2	1	1	0	0	0	12
at Iowa State	22	2-4	2-3	2-2	0-0-0	3	0	0	0	1	8
vs Creighton	17	1-2	1-1	2-2	0-3-3	1	2	1	0	0	5
vs San Jose State	22	1-5	1-5	0-0	0-2-2	0	3	1	0	1	3
at UCLA	23	3-10	2-5	3-4	1-4-5	0	0	0	0	1	11
at Bowling Green	28	3-6	1-4	2-2	1-2-3	1	0	0	0	0	9
Xavier	23	2-5	1-4	4-4	0-0-0	1	1	0	0	0	9
at Northern Ky.	35	2-9	2-9	1-2	0-2-2	2	1	0	1	1	7
Delaware	26	1-4	1-3	0-0	0-2-2	1	2	2	0	0	3
Detroit	27	2-7	2-6	0-0	1-2-3	1	1	1	0	0	6
Tulane	21	2-5	1-3	0-0	1-2-3	1	2	1	0	0	5
at Tulsa	30	4-7	3-5	0-0	0-2-2	0	1	3	0	1	11
Temple	11	1-4	0-3	0-0	0-0-0	1	1	0	0	0	2
at Houston	7	0-0	0-0	0-0	0-1-1	0	0	1	0	0	0
UCF	10	1-4	1-4	0-0	0-2-2	1	0	0	0	0	3
at Memphis	24	1-4	0-2	2-2	0-0-0	1	1	1	0	1	4
at Temple	24	1-6	1-4	0-0	0-1-1	3	1	1	1	0	3
UCONN	22	2-7	2-6	0-0	1-1-2	2	0	1	0	1	6
Memphis	21	1-6	1-5	0-0	0-0-0	2	1	1	0	0	3
Houston	14	2-5	2-4	0-0	0-0-0	1	1	0	0	0	6
at UConn	23	0-6	0-2	0-0	0-2-2	0	0	1	0	0	0
at USF	31	4-12	2-6	0-0	1-4-5	1	0	0	1	0	10
East Carolina	32	2-8	2-5	5-5	0-0-0	2	2	1	0	2	11
at UCF	22	2-7	1-6	1-2	0-1-1	3	3	0	0	0	6
at East Carolina	19	0-1	0-1	2-3	0-2-2	1	2	0	0	0	2
USF	14	1-3	0-2	0-0	0-0-0	1	3	1	0	0	2
at SMU	27	5-11	5-9	0-0	0-0-0	3	3	0	0	1	15
TULSA	32	4-9	2-4	2-2	0-3-3	2	3	0	1	0	12
UCF	25	6-11	6-9	5-6	0-1-1	1	0	0	1	0	23
UConn	31	3-9	2-6	0-0	1-4-5	0	1	4	0	0	8

(Junior - 2016-17)

Opponent	Min	FG-A	3PT-A	FT-A	O-D-T	PF	A	TO	BS	ST	PTS
Miami (Fla.)	35	2-4	2-3	1-2	3-4-7	1	2	0	1	3	7
Albany	27	2-6	1-5	3-3	2-2-4	1	1	0	0	1	8
New Hampshire	25	6-9	6-8	2-3	1-4-5	1	4	0	0	0	20
at Colorado	24	2-6	1-4	0-0	0-3-3	2	1	1	0	2	5
MSU	26	3-6	1-4	0-0	2-5-7	1	1	1	0	0	7
Samford	32	4-7	1-4	3-4	0-1-1	2	1	1	0	1	12
Oklahoma	38	4-7	2-5	0-0	1-3-4	0	3	2	1	0	10
at Louisville	45	1-7	1-6	0-0	1-3-4	3	1	3	0	1	3
MTSU	33	2-10	0-5	2-3	1-0-1	1	3	3	0	0	6
Arizona St.	33	2-7	2-6	0-0	0-1-1	3	3	2	0	1	6
Radford	27	4-10	3-7	0-0	3-4-7	1	1	0	0	0	11
Washington St.	33	3-8	3-6	0-0	3-3-6	2	3	4	0	1	9
at Duke	32	2-8	1-5	0-0	0-2-4	1	1	1	0	0	3
at Tennessee	15	0-3	0-2	0-0	0-2-2	2	0	0	0	0	0
Mizzou	21	1-5	1-5	0-0	2-0-2	2	0	0	0	0	3
TAMU	22	0-3	0-2	0-0	1-1-2	0	1	0	0	0	0
at Alabama	30	3-7	3-6	0-2	2-4-6	1	0	1	0	1	9
Georgia	31	4-10	3-7	0-0	2-3-5	1	3	2	0	0	11
at LSU	25	1-6	0-4	0-0	2-3-5	1	1	1	0	0	2
at Auburn	30	2-5	1-4	1-2	0-2-2	1	1	0	0	0	6
Ole Miss	DNP										
at Mizzou	21	0-3	0-1	0-0	1-0-1	4	0	1	0	0	0
USC	26	2-7	2-7	0-0	2-1-3	1	0	0	0	0	6
Vandy	24	0-3	0-3	0-0	1-1-2	2	1	0	0	0	0
at Georgia	28	1-6	0-4	0-0	2-6-8	3	0	0	0	0	2
at Arkansas	20	1-3	1-3	1-2	0-0-0	0	1	0	0	0	4
Florida	27	1-6	1-6	0-0	0-1-1	1	1	1	0	0	3
Miss. St.	26	1-5	1-5	0-0	0-0-0	1	1	0	0	1	3
at USC	30	6-12	3-9	0-0	2-0-2	4	0	2	0	2	15
vs. Alabama	16	0-4	0-4	0-0	3-3-6	2	1	2	0	0	0
vs. USC	40	1-6	1-5	0-0	1-2-3	3	1	0	0	0	3
Belmont	22	0-1	0-1	0-0	0-0-0	1	1	1	0	0	0
Ohio State	33	2-8	1-6	3-4	2-6-8	0	0	2	0	0	8





CAREER STATS

Year	GP-GS	MIN	FG-FGA	PCT	3FG-FGA	PCT	FT-FTA	PCT	OFF-DEF	TOT-AVG	PF-FO	A	TO	BLK	ST	PTS-AVG
2016-17	7-0	12-1.7	0-3	.000	0-0	.000	0-0	.000	2-2	4-0.6	1-0	0	0	1	0	0-0.0
TOTAL	7-0	12-1.7	0-3	.000	0-0	.000	0-0	.000	2-2	4-0.6	1-0	0	0	1	0	0-0.0



LASHAE HALSEL

#0 • FORWARD • JR • 6-0

BOWLING GREEN, KY./WARREN CENTRAL HS

GENERAL

Physical post/wing that has worked hard in practice and conditioning ... In-state player from Warren Central High School who has a strong basketball IQ ... Impressed the coaches during open tryouts with her energy and attitude.

- SEC Academic Honor Roll (2017)

2016-17 (SOPHOMORE)

Joined the program as a walk-on in the fall of 2016 and worked hard to improve daily and add great depth to the team at practice ... Saw action in seven games, playing a total of 12 minutes ... Did not score, but recorded four rebounds with one block ... Best performance came against Radford with three rebounds and one block.

HIGH SCHOOL

A five-year starter at Warren Central High School ... Played in 24 games as a senior, helping Warren Central to a 17-11 record ... Strong senior season for the Dragons, averaging 9.1 points per game and 11.0 rebounds per game ... Her best season at Warren Central was as a junior when she averaged 10.5 points per game with 12.0 rebounds per game and 1.8 blocks per game ... Had success for the Dragons as an underclassman, averaging 8.6 points per game and 10.0 rebounds per game her sophomore season, while she averaged 6.2 points per game and 8.0 rebounds per game her freshman season ... Was named an all-district performer her senior season ... Also lettered multiple years in track and field, competing in high jump, long jump, the 4x100 relay and 4x200 relay ... Earned the state title in the 4x100 relay in 2011 ... One of eight students from her high school to be honored by Western Kentucky University for academic success her senior season.

PERSONAL

Place of Birth: Bowling Green, Ky. ... Parent(s): Susan Halse and Santiago Halse ... Siblings: One brother, Donovan ... Major: Business ... Shooting Hand: Right.

CAREER HIGHS

Points:	-
FGM:	-
FGA:	2 vs. Radford, 12/18/16
FTM:	-
FTA:	-
3FGM:	-
3FGA:	-
O-Rebounds:	2 vs. Radford, 12/18/16
D-Rebounds:	1, twice, last vs. Radford, 12/18/16
Total Rebounds:	3 vs. Radford, 12/18/16
Assists:	-
Blocks:	1 vs. Radford, 12/18/16
Steals:	-
Minutes:	3 vs. Ole Miss, 01/26/17

THE CATS' CAUSE

Volunteered at Habitat for Humanity ... Spent time with children at the East St. Academy ... Sorted, delivered and packed food for God's Pantry Food Bank.

GAME-BY-GAME STATS

(Sophomore - 2016-17)											
Opponent	Min	FG-A	3PT-A	FT-A	O-D-T	PF	A	TO	BS	ST	PTS
Miami (Fla.)	DNP										
Albany	1	0-0	0-0	0-0	0-0-0	0	0	0	0	0	0
New Hampshire	2	0-0	0-0	0-0	0-0-0	0	0	0	0	0	0
at Colorado	DNP										
MSU	1	0-0	0-0	0-0	0-1-1	0	0	0	0	0	0
Samford	DNP										
Oklahoma	DNP										
at Louisville	DNP										
MTSU	DNP										
Arizona St.	DNP										
Radford	2	0-2	0-0	0-0	2-1-3	0	0	0	1	0	0
Washington St.	DNP										
at Duke	DNP										
at Tennessee	DNP										
Mizzou	DNP										
TAMU	DNP										
at Alabama	DNP										
Georgia	2	0-0	0-0	0-0	0-0-0	0	0	0	0	0	0
at LSU	DNP										
at Auburn	DNP										
Ole Miss	3	0-1	0-0	0-0	0-0-0	1	0	0	0	0	0
at Mizzou	DNP										
USC	DNP										
Vandy	DNP										
at Georgia	DNP										
at Arkansas	DNP										
Florida	1	0-0	0-0	0-0	0-0-0	0	0	0	0	0	0
Miss. St.	DNP										
at USC	DNP										
vs. Alabama	DNP										
vs. USC	DNP										
Belmont	DNP										
Ohio State	DNP										





CAREER STATS

Year	GP-GS	MIN	FG-FGA	PCT	3FG-FGA	PCT	FT-FTA	PCT	OFF-DEF	TOT-AVG	PF-FO	A	TO	BLK	ST	PTS-AVG
2013-14*	26-16	535-20.5	80-217	.369	52-140	.371	37-54	.685	28-45	73-2.8	74-2	23	33	4	20	249-9.6
2016-17	16-0	196-12.3	15-52	.288	12-33	.364	7-9	.778	7-14	21-1.3	19-0	5	2	1	2	49-3.1
TOTAL	42-16	731-17.4	95-269	.353	64-173	.370	44-63	.698	35-59	94-2.2	93-2	28	35	5	22	298-7.1

* at Bellarmine



JESSICA HARDIN

#15 • GUARD • R-SR • 5-8

MONTICELLO, KY./WAYNE COUNTY HS/BELLARMINE

GENERAL

Former Kentucky high school standout that played at Bellarmine her freshman season before transferring to UK to focus on academics ... Walked on the team during the summer of 2016 and impressed the coaches with her work ethic and skill ... Was awarded a scholarship at the end of 2016 summer workouts ... Strong shooter that has a desire to learn and improve on both sides of the court ... Grandfather James Hardin played football at UK in 1951-52.

- SEC Academic Honor Roll (2017)

2016-17 (SENIOR)

Played in 16 games with 12.3 minutes per game ... Missed significant time after non-conference play due to a concussion, playing in just one league game and both games of the SEC Tournament ... Led the Wildcats in 3-point field-goal percentage going 12-of-33 from long range ... Went 7-of-9 from the free-throw line during the season ... Best game was against New Hampshire, scoring 11 points going 3-for-5 from long range ... Posted eight points against Samford ... Hit a 3 in nine of her 16 games played ... Started at UK as a walk-on in the summer of 2016, but was awarded a scholarship after impressing the coaches with her strong work ethic.

AT BELLARMINE

Started 16 of the 26 games in which she appeared her freshman season while averaging 20.6 minutes per game ... Was third on the team in scoring at 9.6 points per game and averaged 2.8 rebounds per game ... Led team in made 3-pointers (52) and 3-point percentage (36.9) ... Buried five 3-pointers in a game on three separate occasions ... Scored in double figures in five straight games from Feb. 1-15 ... Tied for 11th in GLVC in 3-pointers made per game ... Sank all six of her free throws in collegiate debut on Nov. 17 against North Alabama ... Sank three 3-pointers in scoring 13 points on Dec. 20 against Wayne State ... Nailed five 3-pointers and

scored 17 points on Dec. 21 against Trevecca Nazarene ... Scored 14 points in consecutive games on Jan. 18 and 20 against Saint Joseph's and Southern Indiana ... Drilled five 3-pointers in scoring 18 points on Feb. 1 against Illinois-Springfield ... Tallied career-high 19 points behind career-best seven made field goals, including five 3-pointers, on Feb. 6 against Quincy ... Had 11 points and seven rebounds on Feb. 13 against Missouri-St. Louis ... Netted 15 points against Maryville in the GLVC Tournament ... Academic All-GLVC selection.

HIGH SCHOOL

Averaged 19.6 points and 6.0 rebounds per game, earning third-team All-State honors from the Courier-Journal ... Shot 40.9 percent from the field and 40.1 percent from behind the arc ... Named 12th Region Player of the Year ... Member of Kentucky All-Stars in prestigious Kentucky/Indiana All-Star game ... Finished third on the school's all-time scoring list (1,795 points) and fifth in rebounding (797 rebounds) ... At the time of graduation, she held the single-season record for points in a year (635), set as a junior ... She also held six other single-season and single-game records.

PERSONAL

Place of Birth: Somerset, Ky. ... Parent(s): Philip and Melynda Hardin ... Siblings: One brother (Matthew Cooper) ... Major: Communication ... Shooting Hand: Right.

THE CATS' CAUSE

Volunteered at Habitat for Humanity ... Spent time with children at the East St. Academy ... Sorted, delivered and packed food for God's Pantry Food Bank.

GAME-BY-GAME STATS

(At Bellarmine - 2013-14)

Opponent	Min	FG-A	3PT-A	FT-A	O-D-T	PF	A	TO	BS	ST	PTS
at North Alabama	15	0-3	0-1	6-6	1-1-2	4	1	3	0	1	6
Ferris State	16	3-6	2-4	1-2	0-4-4	4	0	0	1	0	9
Kentucky State	25	2-8	0-3	3-4	3-0-3	4	2	0	0	3	7
Lee University	8	1-3	1-2	2-2	0-1-1	1	0	0	0	0	5
at Union University	14	2-5	0-2	0-2	2-1-3	1	0	2	0	0	4
Wayne State	21	5-10	3-5	0-0	1-1-2	1	1	0	1	2	13
Trevecca Nazarene	18	6-9	5-7	0-0	0-3-3	3	1	2	0	0	17
at William Jewell	13	3-10	2-5	1-2	5-2-7	5	1	0	0	1	9
at Rockhurst	22	3-9	3-6	0-0	2-0-2	4	2	2	0	0	9
DU	23	2-10	0-6	4-4	1-0-1	2	0	1	0	2	8
Missouri S&T	19	4-8	3-6	2-4	1-1-2	4	1	2	0	1	13
Indianapolis	21	1-5	1-5	0-0	2-2-4	4	2	0	0	1	3
Saint Joseph's	26	4-9	3-7	3-6	1-3-4	2	1	4	0	1	14
Southern Indiana	29	5-14	4-10	0-0	0-1-1	4	0	2	0	1	14
at UW-Parkside	22	2-8	2-5	3-4	4-1-5	2	1	0	2	1	9
at Lewis	12	0-4	0-3	0-0	0-2-2	3	1	0	1	1	0
McKendree	22	3-8	2-5	0-0	1-1-2	2	1	1	0	0	8
Illinois-Springfield	27	6-10	5-9	1-2	0-3-3	1	1	3	0	0	18
at Quincy	23	7-14	5-7	0-0	0-1-1	5	1	0	1	2	19
at Truman State	24	4-10	2-7	3-7	1-2-3	4	0	1	0	0	13
Missouri-St.Louis	25	5-11	0-5	1-1	2-5-7	1	2	0	1	0	11
Maryville	28	4-13	3-10	0-0	0-1-1	2	1	2	0	1	11
at Saint Joseph's	14	1-2	1-2	0-0	0-1-1	4	1	2	0	0	3
at Indianapolis	21	1-7	1-5	1-2	1-2-3	2	3	1	0	0	4
at Southern Indiana	22	2-7	1-2	2-2	0-2-2	2	0	2	0	1	7
at Maryville	25	4-14	3-11	4-4	0-4-4	3	0	0	0	1	15

(Senior - 2016-17)

Opponent	Min	FG-A	3PT-A	FT-A	O-D-T	PF	A	TO	BS	ST	PTS
Miami (Fla.)	19	2-4	1-3	0-0	1-2-3	1	0	0	0	0	5
Albany	21	2-8	2-4	0-1	2-3-5	3	0	1	0	1	6
New Hampshire	18	4-7	3-5	0-0	0-0-0	3	1	0	0	0	11
at Colorado	6	0-2	0-2	0-0	1-1-2	0	0	1	0	0	0
MSU	18	1-3	0-2	0-0	0-0-0	1	0	0	0	0	2
Samford	25	1-5	1-2	5-6	1-3-4	2	1	0	0	1	8
Oklahoma	16	1-5	1-3	0-0	0-1-1	0	1	0	0	0	3
at Louisville	4	1-1	1-1	0-0	0-0-0	1	0	0	0	0	3
MTSU	6	0-0	0-0	0-0	0-2-2	0	0	0	0	1	0
Arizona St.	16	0-3	0-2	0-0	0-1-1	1	1	0	0	0	0
Radford	16	0-3	0-1	2-2	0-1-1	2	1	0	0	0	2
Washington St.	10	1-3	1-3	0-0	0-0-0	1	0	0	0	0	3
at Duke	5	1-1	1-1	0-0	0-0-0	1	0	0	0	0	3
at Tennessee	DNP										
Mizzou	DNP										
TAMU	DNP										
at Alabama	DNP										
Georgia	DNP										
at LSU	DNP										
at Auburn	DNP										
Ole Miss	DNP										
at Mizzou	DNP										
USC	DNP										
Vandy	DNP										
at Georgia	DNP										
at Arkansas	DNP										
Florida	3	1-1	1-1	0-0	0-0-0	0	0	0	0	0	3
Miss. St.	DNP										
at USC	DNP										
vs. Alabama	3	0-2	0-2	0-0	0-0-0	0	0	0	0	0	0
vs. USC	10	0-4	0-1	0-0	2-0-2	3	0	0	0	0	0
Belmont	DNP										
Ohio State	DNP										

CAREER HIGHS

Points:	19 vs. Quincy, 02/06/14
FGM:	7 vs. Quincy, 02/06/14
FGA:	14, 3x, last vs. Maryville, 03/02/14
FTM:	6, vs. North Alabama, 11/17/13
FTA:	7 vs. Truman State, 02/08/14
3FGM:	5, 3x, last vs. Quincy, 02/06/14
3FGA:	11, at Maryville, 03/02/14
O-Rebounds:	5, vs. William Jewell, 01/03/14
D-Rebounds:	5, vs. Missouri-St. Louis, 02/13/14
Total Rebounds:	7, 2x, last vs. Missouri-St.L., 02/13/14
Assists:	3, vs. Indianapolis, 02/22/14
Blocks:	1, 4x, last vs. Missouri-St. Louis, 02/13/14
Steals:	3, vs. Kentucky State, 11/24/13
Minutes:	29, vs. Southern Indiana, 01/20/14





CAREER STATS

Year	GP-GS	MIN	FG-FGA	PCT	3FG-FGA	PCT	FT-FTA	PCT	OFF-DEF	TOT-AVG	PF-FO	A	TO	BLK	ST	PTS-AVG
2015-16	33-33	820-24.8	101-254	.398	49-125	.392	30-35	.857	8-77	85-2.6	78-4	31	54	7	19	281-8.5
2016-17	33-33	1078-32.7	132-383	.345	53-164	.323	74-84	.881	13-78	91-2.8	90-2	52	83	20	20	391-11.8
TOTAL	66-66	1898-28.8	233-637	.366	102-289	.353	104-119	.874	21-155	176-2.7	168-6	83	137	27	39	672-10.2



MACI MORRIS

#4 • GUARD • JR • 6-0
PINEVILLE, KY./BELL COUNTY HS

GENERAL

Terrific shooter that was an in-state product and has worked hard to succeed on both sides of the floor ... Plays under control, reads spacing, distributes in transition ... Mid-range game producer with consistent results ... Chose Kentucky over Louisville, Marquette and Dayton.

- SEC All-Freshman Team by league coaches (2016)
- SEC Academic Honor Roll (2016, 2017)

2016-17 (SOPHOMORE)

Put together a great season, starting all 33 games ... Finished fourth on the team in scoring with 11.8 points per game, scoring the third-highest total points on the team with 391 ... Led the team in 3-point field goals made with 53, shooting 32.3 percent from long range ... Ended her sophomore season with 102 career 3-pointers made, becoming only the second UK player to hit 100 or more 3s in their first two seasons on campus ... Averaged 32.7 minutes per game, which ranked third most on the team ... Paced the Wildcats going 74-for-84 from the free-throw line for a team-best 88.1 percent ... Averaged 2.8 rebounds per game ... Set or tied career highs on the season in points (29), field-goals made (9), field-goals attempted (21), free-throws made (9), free-throws attempted (9), 3-point field-goals made (5), 3-point field-goals attempted (10), offensive rebounds (3), defensive rebounds (9), total rebounds (9), assists (4), steals (2) and minutes (42) ... Scored 10 or more points in 22 games with 15 or more points eight times ... Led the Wildcats in scoring three times, rebounds twice, assists four times and blocks nine times ... Finished third on the team with 20 blocks ... Best performance came against Arizona State, where she had a career-best 29 points with three assists, going 9-for-9 from the charity stripe ... Had 19 points in Kentucky's win over Oklahoma, hitting three 3s with eight rebounds ... After scoring 18 points at Auburn, including the game-winning basket in the paint and a free-throw with three seconds left to seal the win, she scored in double figures in 12 of her final 14 games ... Posted 17 points against Ole Miss with a season-best five 3-pointers hit, while she had 15 points against Belmont in the first round of the NCAA Tournament.

CAREER HIGHS

Points:	29 vs. Arizona St., 12/11/16
FGM:	9 vs. Arizona St., 12/11/16
FGA:	21 at Tennessee, 01/01/17
FTM:	9 vs. Arizona St., 12/11/16
FTA:	9 vs. Arizona St., 12/11/16
3FGM:	5, twice, last vs. Ole Miss, 01/26/17
3FGA:	10 at Auburn, 01/22/17
O-Rebounds:	3 vs. Morehead State, 11/23/16
D-Rebounds:	9 at Auburn, 01/22/17
Total Rebounds:	9 at Auburn, 01/22/17
Assists:	4, twice, last last vs. Belmont, 03/17/17
Blocks:	2, 3x, last at LSU, 01/19/17
Steals:	2, 7x, last vs. Belmont, 03/17/17
Minutes:	42 at Louisville, 12/04/16

2015-16 (FRESHMAN)

Great freshman season, being named to the SEC All-Freshman Team by league coaches ... Started all 33 games, averaging 8.5 ppg ... Second on the team with 49 3-pointers made ... Had the fifth-best scoring effort in a varsity debut in UK history against Rice, draining 16 points in the victory and going 3-for-5 from 3-point range ... Dropped an SEC career-high-tying 17 points to lead the Cats in the victory over No. 14 Mississippi State ... Hit at least one 3-pointer in the first 11 games this season ... Missed the first free throw of her career after going 13-of-13 in her first attempts ... It was a record for most consecutive free throws to start a career in Mitchell era ... Had a career day against Eastern Michigan, pouring in 17 points thanks to five 3-pointers and grabbing a career-best six rebounds while also notching her first career block ... Hit her first seven 3-point attempts in the first two games of the NCAA Tournament, going 3-for-3 against UNCA and 4-for-5 versus Oklahoma, marking a UK record for consecutive triples in NCAA Tournament play ... Her 49 3-pointers were just one off tying the UK freshman 3-point record, tying Carly Ormerod for the second-most triples made by a freshman in UK history ... Sits second in freshman 3-point percentage after connecting on 39.2% of her shots beyond the arc.

HIGH SCHOOL

Played varsity basketball at Bell County High School since the seventh grade and has been a starter since the eighth grader ... Was ranked as the 10th-best shooting guard and a top-50 prospect nationally by espnW ... Was named Miss Kentucky Basketball in a statewide vote of coaches and was on Courier-Journal's All-State Team last season ... A three-time All-State honoree by the CJ and Lexington Herald-Leader ... Finished her career with 3,368 career points, ranking sixth in state history ... Morris averaged 25.6 points and 7.9 rebounds her senior season to help Bell County finish 29-3 and reach the first round of the Sweet 16 ... Averaged 22.1 points and 9.6 rebounds per game as a junior, shooting 55.6 percent from the floor and 35.1 percent from beyond the 3-point line.

PERSONAL

Place of Birth: Hazard, Ky. ... Parent(s): Lewis and Patti Morris ... Siblings: One brother (Victor) ... Major: Kinesiology ... Shooting Hand: Right

THE CATS' CAUSE

Helped with Louisiana flood relief drive ... Volunteered at Habitat for Humanity ... Spent time with children at the East St. Academy ... Breakfast with Santa volunteer ... Sorted, delivered and packed food for God's Pantry Food Bank ... Spoke at Boys and Girls Club banquet ... Visited patients at the Markey Cancer Center ... One Parent Scholar Home visitor.

GAME-BY-GAME STATS

(Freshman - 2015-16)

Opponent	Min	FG-A	3PT-A	FT-A	O-D-T	PF	A	TO	BS	ST	PTS
Rice	29	6-10	3-5	1-1	0-0-0	2	0	5	0	1	16
at Arizona State	19	2-7	1-3	0-0	1-1-2	2	2	2	0	1	5
Morehead State	14	1-3	1-3	2-2	0-1-1	5	1	1	0	2	5
Colorado	25	5-11	3-6	0-0	0-1-1	2	3	0	0	1	13
E. Michigan	28	6-9	5-6	0-0	0-6-6	1	2	1	1	0	17
Jackson State	29	3-13	1-8	0-0	0-1-1	0	3	0	1	1	7
at NKU	21	3-6	1-4	2-2	0-3-3	2	1	2	0	1	9
Louisville	29	3-7	2-3	0-0	0-2-2	2	0	0	1	1	8
at MTSU	34	4-6	1-2	1-1	0-4-4	3	0	2	0	2	10
DUKE	24	4-11	1-4	0-0	0-3-3	1	1	0	0	1	9
Tennessee State	26	5-9	1-2	2-2	0-2-2	0	0	1	2	1	13
at Auburn	28	0-7	0-2	2-2	0-1-1	2	1	5	0	0	2
Alabama	21	4-7	2-4	0-0	0-0-0	2	0	3	1	0	10
at Georgia	28	3-9	3-4	0-0	0-3-3	0	0	0	0	1	9
South Carolina	25	2-6	1-2	0-0	0-0-0	0	0	0	0	0	5
Auburn	17	0-6	0-5	0-0	0-0-0	2	0	3	0	0	0
at Ole Miss	29	4-7	2-3	0-0	2-4-6	5	1	4	0	0	10
Tennessee	23	0-6	0-2	0-0	0-1-1	2	1	1	0	0	0
Vanderbilt	30	1-6	0-4	2-2	0-1-1	4	3	4	0	2	4
at Florida	21	4-7	2-4	0-0	0-0-0	5	0	1	0	0	10
at South Carolina	25	3-11	0-4	4-5	0-2-4	4	1	1	0	1	10
LSU	27	6-10	1-4	1-2	0-3-3	4	1	1	0	1	14
at Vanderbilt	18	2-6	1-3	2-2	1-2-3	3	0	0	0	1	7
at Mississippi St.	26	6-9	2-3	3-4	1-3-4	3	2	1	0	0	17
Arkansas	35	3-9	2-7	2-2	0-2-2	1	3	1	0	0	10
Missouri	24	1-10	0-3	0-0	0-6-6	1	1	0	1	1	2
at Texas A&M	22	4-9	2-5	0-0	0-3-3	5	0	2	0	0	10
LSU	25	1-4	0-1	2-4	0-4-4	3	1	3	0	0	4
Florida	22	1-10	2-5	4-4	1-4-5	3	1	2	0	0	10
South Carolina	27	3-7	1-3	0-0	2-4-6	1	1	2	0	0	7
UNC Asheville	22	3-3	3-3	0-0	0-6-6	2	1	2	0	0	9
Oklahoma	19	4-6	4-5	0-0	0-1-1	3	0	2	0	0	12
Washington	28	3-7	1-3	0-0	0-3-3	3	0	2	0	0	7

(Sophomore - 2016-17)

Opponent	Min	FG-A	3PT-A	FT-A	O-D-T	PF	A	TO	BS	ST	PTS
Miami (Fla.)	36	4-13	3-6	0-0	0-2-2	2	2	3	1	0	11
Albany	35	3-11	2-6	0-0	1-3-4	1	2	2	1	2	8
New Hampshire	25	4-8	2-5	0-0	0-1-1	3	1	0	0	1	10
at Colorado	34	5-11	3-6	1-2	1-3-4	2	2	2	1	1	14
MSU	33	6-13	0-3	2-2	3-3-6	3	1	1	1	1	14
Samford	29	3-8	0-1	2-2	1-0-1	2	3	2	0	1	8
Oklahoma	36	6-12	3-5	4-4	1-7-8	3	1	3	0	1	19
at Louisville	42	3-9	2-4	2-2	0-3-3	3	0	3	1	0	10
MTSU	36	1-6	0-3	0-0	1-2-3	2	3	4	1	0	2
Arizona St.	33	9-17	2-7	9-9	0-1-1	3	3	2	0	1	29
Radford	29	3-11	1-4	0-0	0-2-2	2	4	2	0	0	7
Washington St.	36	4-17	2-6	4-7	0-2-2	2	3	6	0	0	14
at Duke	31	3-15	1-7	4-4	0-3-3	3	0	3	1	1	11
at Tennessee	39	5-21	2-9	3-3	0-2-2	3	1	3	1	2	15
Mizzou	26	3-7	2-3	3-4	0-0-0	4	2	1	0	0	11
TAMU	34	2-9	2-5	0-0	1-1-2	2	1	1	1	0	6
at Alabama	22	3-7	0-3	2-2	0-0-0	4	1	6	0	1	8
Georgia	35	3-9	1-4	0-0	0-5-5	1	2	2	2	0	7
at LSU	33	2-12	1-5	3-3	0-3-3	2	0	2	2	2	8
at Auburn	34	5-15	4-10	4-6	0-9-9	3	1	6	1	1	18
Ole Miss	35	6-13	5-9	0-0	1-4-5	3	3	2	1	0	17
at Mizzou	40	6-15	1-5	1-1	0-1-1	4	1	0	0	0	14
USC	30	4-16	2-7	4-4	0-1-1	5	2	2	0	0	14
Vandy	18	1-5	0-1	0-0	0-0-0	4	2	2	0	1	2
at Georgia	25	3-6	1-3	8-8	0-2-3	3	0	1	1	1	15
at Arkansas	35	5-13	3-6	0-0	0-3-3	0	0	3	0	0	13
Florida	35	7-14	1-5	0-0	0-3-3	2	1	5	1	1	15
Miss. St.	27	2-7	0-0	4-5	0-2-4	4	0	2	1	0	8
at USC	33	6-17	2-6	0-0	1-1-2	4	1	1	0	0	14
vs. Alabama	34	3-11	1-4	4-4	1-2-3	2	1	3	0	0	11
vs. USC	40	4-13	0-6	3-4	1-2-3	2	3	5	1	0	11
Belmont	37	3-9	2-5	7-8	0-3-3	2	6	0	0	0	15
Ohio State	31	5-13	2-5	0-0	0-2-2	5	1	1	1	0	12





CAREER STATS

Year	GP-GS	MIN	FG-FGA	PCT	3FG-FGA	PCT	FT-FTA	PCT	OFF-DEF	TOT-AVG	PF-FO	A	TO	BLK	ST	PTS-AVG
2015-16	33-0	757-22.9	81-185	.438	14-52	.269	50-60	.833	20-68	88-2.7	72-0	73	52	1	56	226-6.8
2016-17	30-30	1027-34.2	127-275	.462	11-51	.216	101-120	.842	43-104	147-4.9	57-0	118	48	1	61	366-12.2
TOTAL	63-30	1784-28.3	208-460	.452	25-103	.243	151-180	.839	63-172	235-3.7	129-0	191	100	2	117	592-9.4



TAYLOR MURRAY

#24 • GUARD • JR • 5-6

ODENTON, MD./ANNAPOLIS AREA CHRISTIAN HS

GENERAL

Fast, explosive player that gets down the floor quickly and has great ball-handling skills ... High basketball IQ ... Took on a leadership role last season and that is expected to continue to blossom heading into her upperclassman years ... Coaches praised her ability to improve her freshman season and is considered an extremely coachable player that takes advice well and changes ... First UK player from Maryland since Keiko Tate (2002-05) ... Chose Kentucky over Penn State and West Virginia.

- SEC Academic Honor Roll (2016, 2017)

2016-17 (SOPHOMORE)

A breakout year for the guard, sitting third on the squad with 12.2 points per game ... Ranked second on the team with 4.9 rebounds per game, while earning a team-best 61 steals and sitting tied for the team lead with 118 assists ... Was the second best free-throw shooter on the team going 101-for-120 for 84.2 percent ... Played in 30 games with 30 starts, missing two non-conference games due to injury and one SEC Tournament game due to injury ... Set or tied career highs in points (29), field-goals made (9), field-goals attempted (15), free-throws made (10), free-throws attempted (10), 3-point field goals made (2), 3-point field goals attempted (6), offensive rebounds (8), defensive rebounds (11), total rebounds (13), assists (11), blocks (1), steals (6) and minutes (44) ... Scored 10 or more points 18 times with 15 or more points 11 times and three 20+ games ... Posted two double-doubles, earning 11 points and 13 rebounds at LSU before 18 points and 13 rebounds at Missouri ... Had five or more assists in 10 games ... Led Kentucky in scoring seven times, in rebounds three times, in assists and steals 17 times ... Career-high 29 points at highly ranked South Carolina with four rebounds, five assists and went 4-for-4 from the free-throw line ... Had 21 points with five rebounds against Louisville, while her final 20+ scoring game was 23 points with six rebounds and two assists at Tennessee ... Incredible lines against Vanderbilt and Arkansas with 18 points, seven assists and five rebounds against Vanderbilt, before 16 points, six steals, five assists and eight rebounds against Arkansas ... Posted a career-best 11 assists against Florida ... Had five or

CAREER HIGHS

Points:	29 at South Carolina, 02/26/17
FGM:	9 at South Carolina, 02/26/17
FGA:	15, twice, last vs. Vanderbilt, 02/05/17
FTM:	10 at Missouri, 01/30/17
FTA:	10, twice, last at Missouri, 01/30/17
3FGM:	2, 6x, last at South Carolina, 02/26/17
3FGA:	6, twice, last at South Carolina, 02/26/17
O-Rebounds:	8 at Missouri, 01/30/17
D-Rebounds:	11 at LSU, 01/19/17
Total Rebounds:	13, twice, last at Missouri, 01/30/17
Assists:	11 vs. Florida, 02/19/17
Blocks:	1, twice, last at LSU, 01/19/17
Steals:	6, twice, last at Arkansas, 02/16/17
Minutes:	44 at Louisville, 12/04/16

more assists in six of her last seven games played ... Earned five or more rebounds in 12 games.

2015-16 (FRESHMAN)

Impressive first season with UK, averaging 6.8 points per game, 2.7 rebounds per game, 2.2 assists per game and 1.5 steals per game ... Led the team in steals, with 56, which are the fourth-most in a UK freshman season ... Dished out 73 assists, the third-most on the team ... Had the 10th-best scoring performance in UK debut, with 12 points against Rice ... Recorded four-or-more steals on five occasions, against Rice, Morehead State and Auburn (twice), and Vanderbilt ... Had a career day when Auburn came to Memorial Coliseum, posting a career-high 14 points and six steals to lead the team in both categories ... Defensive effort against Jackson St. helped team allow just one point more than the fewest allowed in school history, nabbing three steals and also scoring a career-high 13 points ... Had the most defensive rebounds on the team against Northern Kentucky, pulling down a career-high seven defensive boards ... Hit .833 from the charity stripe, which was the fourth-highest free throw percentage in a freshman season ... Scored 10+ points 10 times and had three or more steals in nine games ... Led Kentucky in steals in 15 games.

HIGH SCHOOL

Ranked as No. 18 point guard by ESPN and No. 15 overall player by MaxPreps ... Averaged 29.6 points, 8.8 rebounds, 7.0 steals and 4.1 assists per game in senior season, leading Annapolis Area Christian School to a 27-3 record and both the Interscholastic Athletic Association of Maryland Class B and Maryland Christian School Division 1 state titles ... Named 2015 McDonald's All-American ... 2015 Maryland Gatorade State Girls Basketball Player of the Year ... Won gold medal as member of Team USA at the 2013 FIBA Americas U16 Championship, helping the USA to a 5-0 record and a berth into the 2014 FIBA U17 World Championship ... Named to the Baltimore Sun All-Metro First Team during junior season after being a second-team selection as a sophomore ... Was a two-time Capital Gazette Communications All-County First Team and two-time Interscholastic Athletic Association of Maryland All-B Conference member (2012 and 2013) ... Averaged 25.5 points, 9.6 rebounds, 9.3 steals and 3.1 assists per game as a junior and 20.9 points, 11 rebounds, 4.3 assists and 8.4 steals per game as a sophomore.

PERSONAL

Place of Birth: Teaneck, N.J. ... Parent(s): Sonya Murray ... Major: Pre-Public Health ... Shooting Hand: Right

THE CATS' CAUSE

Volunteered at Habitat for Humanity ... Spent time with children at the East St. Academy ... Breakfast with Santa volunteer ... Sorted, delivered and packed food for God's Pantry Food Bank ... Visited patients at the Markey Cancer Center ... One Parent Scholar Home visitor.

GAME-BY-GAME STATS

(Freshman - 2015-16)

Opponent	Min	FG-A	3PT-A	FT-A	O-D-T	PF	A	TO	BS	ST	PTS
Rice	25	6-9	0-0	0-0	0-2-2	3	2	4	0	4	12
at Arizona State	26	3-5	0-0	1-2	0-2-2	4	3	2	0	0	7
Morehead State	31	3-10	1-6	5-6	1-3-4	3	6	4	0	4	12
Colorado	20	2-5	1-1	5-6	3-0-3	1	5	1	0	1	10
E. Michigan	22	1-2	0-0	1-2	0-4-4	2	3	3	0	0	3
Jackson State	26	6-12	1-5	0-0	2-4-6	2	3	2	0	0	13
at NKU	20	2-4	0-0	4-4	0-7-7	3	3	0	0	3	8
LOUISVILLE	24	4-9	1-4	2-2	1-3-4	1	1	6	0	1	11
at MTSU	18	3-6	0-0	4-4	0-3-3	3	3	1	0	1	10
Duke	22	2-5	0-0	0-0	0-1-1	2	2	1	0	0	4
Tennessee State	17	5-7	2-2	1-1	1-1-2	2	2	2	0	1	13
at Auburn	20	1-6	0-2	1-2	0-1-1	3	1	5	0	4	3
Alabama	21	2-4	0-0	0-0	2-4-6	2	2	1	0	3	4
at Georgia	22	1-6	0-2	3-5	2-4-5	3	1	3	0	1	5
South Carolina	19	1-3	0-0	2-2	1-2-2	2	0	0	0	1	4
Auburn	29	5-8	2-2	2-2	0-2-2	2	1	2	0	6	14
at Ole Miss	15	1-4	0-1	1-2	0-0-0	4	0	1	0	0	3
Tennessee	17	2-4	1-3	0-0	0-1-0	2	1	0	0	2	5
Vanderbilt	23	1-5	0-2	0-0	0-1-0	1	1	1	0	1	2
at Florida	29	1-3	0-1	0-0	0-0-0	3	4	2	0	1	2
at South Carolina	30	2-4	1-1	1-1	0-0-0	4	1	1	0	0	6
LSU	12	0-2	0-1	2-2	0-2-2	0	0	1	0	2	2
at Vanderbilt	26	3-9	1-2	1-2	0-1-1	0	3	0	0	4	8
at Mississippi State	27	3-6	1-3	6-6	2-2-4	2	4	1	0	1	13
Arkansas	30	3-6	0-2	0-0	1-1-1	1	3	2	0	0	6
Missouri	20	2-4	1-3	0-0	1-1-2	4	2	1	0	2	5
at Texas A&M	26	3-5	0-0	2-2	1-5-6	2	3	0	0	1	8
LSU	29	1-4	0-2	3-4	0-2-2	2	3	3	0	2	5
Florida	18	2-5	1-2	0-0	0-1-0	1	1	2	0	3	5
South Carolina	21	3-7	0-1	0-0	0-2-2	1	3	2	0	1	6
UNC Asheville	26	5-7	0-1	1-1	1-4-5	2	4	0	1	0	11
Oklahoma	27	2-4	0-0	2-2	0-5-5	1	1	0	0	1	6
Washington	19	0-5	0-3	0-0	0-0-0	4	2	0	0	2	0

(Sophomore - 2016-17)

Opponent	Min	FG-A	3PT-A	FT-A	O-D-T	PF	A	TO	BS	ST	PTS
Miami (Fla.)	26	3-6	1-2	1-2	1-3-4	3	3	1	0	3	8
Albany	25	1-4	0-1	2-2	0-3-3	2	3	3	0	1	4
New Hampshire	20	2-4	0-1	2-2	0-3-0	0	2	1	0	1	6
at Colorado	34	6-10	1-2	1-2	1-3-6	2	2	1	0	0	14
MSU	27	8-13	2-5	0-0	0-8-8	1	2	1	0	2	18
Samford	33	5-7	0-1	5-7	1-4-5	2	1	0	0	0	15
Oklahoma	37	1-8	0-1	7-8	3-3-6	1	3	1	0	3	9
at Louisville	44	7-14	0-3	7-10	0-5-5	4	1	1	0	1	21
MTSU	34	6-12	0-1	4-4	4-3-7	1	3	2	0	3	16
Arizona St.	40	8-13	0-1	0-1	2-2-4	1	4	3	0	0	16
Radford	DNP										
Washington St.	DNP										
at Duke	37	6-15	2-2	4-4	3-1-4	1	1	2	0	1	18
at Tennessee	38	8-11	0-0	7-8	1-5-6	1	2	0	0	2	23
Mizzou	31	2-4	2-2	1-2	0-3-3	2	2	1	0	0	7
TAMU	29	4-9	0-2	3-3	1-3-4	4	5	0	0	1	11
at Alabama	30	2-5	0-2	0-0	1-3-4	2	4	2	0	4	4
Georgia	23	4-8	0-1	6-6	1-2-3	2	3	0	0	1	14
at LSU	37	3-8	0-3	3-4	2-11-13	0	5	2	1	3	11
at Auburn	36	5-11	0-1	4-6	1-2-3	2	5	0	0	3	14
Ole Miss	32	4-9	0-1	0-0	1-4-5	1	8	3	0	4	8
at Mizzou	38	4-10	0-1	10-10	0-5-13	3	4	3	0	3	18
USC	38	1-4	0-0	0-0	2-2-4	2	5	3	0	2	2
Vandy	39	7-15	0-4	4-4	1-4-5	0	7	1	0	5	18
at Georgia	40	3-12	1-3	2-2	0-2-2	1	4	2	0	2	9
at Arkansas	36	5-10	0-1	6-7	3-5-8	2	5	3	0	6	16
Florida	34	2-7	0-0	0-0	2-1-3	1	11	1	0	4	4
Miss. St.	43	4-11	0-1	6-9	0-2-2	3	2	3	0	2	14
at USC	37	9-14	2-6	9-9	1-3-4	4	5	2	0	0	29
vs. Alabama	38	2-8	0-1	4-4	1-3-4	2	5	0	0	3	8
vs. USC	DNP										
Belmont	34	2-8	0-1	0-0	1-1-2	3	6	0	0	0	4
Ohio State	37	2-5	0-1	3-4	1-3-4	4	5	4	0	1	7





CAREER STATS

Year	GP-GS	MIN	FG-FGA	PCT	3FG-FGA	PCT	FT-FTA	PCT	OFF-DEF	TOT-AVG	PF-FO	A	TO	BLK	ST	PTS-AVG
2016-17	21-0	123-6.2	7-19	.368	2-6	.333	3-4	.750	2-13	15-0.8	11-0	1	9	0	6	19-1.0
TOTAL	21-0	123-6.2	7-19	.368	2-6	.333	3-4	.750	2-13	15-0.8	11-0	1	9	0	6	19-1.0



PAIGE POFFENBERGER

#2 • GUARD • SO • 5-8

MORGANTOWN, W.VA./MORGANTOWN HS

GENERAL

Hard-nosed player who prides herself in her defensive intensity ... Quick guard who showed up at tryouts in great shape ... Very coachable player who has a willingness to learn ... Had some offers out of high school, but elected to come to Kentucky for academics before earning a spot on the team ... A National Merit Scholar.

- SEC Academic Honor Roll (2017)

2016-17 (FRESHMAN)

Played in 21 games, averaging 5.9 minutes per game ... Scored 19 total points on the season with 15 rebounds and six steals ... Best game came vs. Texas A&M where she scored five points with one steal and one 3-pointer ... Posted a season-high four rebounds at Alabama in just six minutes ... Saw more and more playing time during the season because of her defensive intensity ... Saw considerable minutes against New Hampshire on Nov. 17, scoring her first basket and adding three rebounds in 13 minutes ... Made her first career 3-pointer in the SEC home opener against Missouri on Jan. 5.

HIGH SCHOOL

Impressive high school career helping the Morgantown Mohigans to three straight Class AAA state titles where she was coached by Jason White ... Had nine points in the state championship game as a senior ... Scored 19 points in Morgantown's 63-43 victory over Parkersburg in the Region 1 final her senior season ... Was named all-state third team and All-Ohio Valley Athletic Conference second team as a senior ... As a junior, she helped Morgantown limit opponents to just 30.3 points per game, which was a Class AAA State Tournament record, while the Mohigans' margin of victory in the state tournament that season was 23 points, also a state record ... Averaged 9.3 points per game her senior season with 4.8 assists per game, 3.8 steals per game and hit 40.0 from the field, including 39.1 from 3 ... All her averages her senior season were her career bests as she

averaged 7.1 points per game her junior season and 4.3 points per game her sophomore season ... Also had 2.9 assists per game and 1.8 steals per game as a junior and 1.7 assists per game and 1.5 steals per game as the Student Council Vice President and member of the National Honor Society ... Is a National Merit Scholar who chose Kentucky academically over Vanderbilt and West Virginia ... Participated in over 450 hours of community service during high school.

PERSONAL

Place of Birth: Morgantown, W.Va. ... Parent(s): Alan and Traci Poffenberger ... Siblings: One brother, Carson ... Major: Biology ... Shooting Hand: Right.

THE CATS' CAUSE

Volunteered at Habitat for Humanity ... Spent time with children at the East St. Academy ... Sorted, delivered and packed food for God's Pantry Food Bank.

GAME-BY-GAME STATS

(Freshman - 2016-17)												
Opponent	Min	FG-A	3PT-A	FT-A	O-D-T	PF	A	TO	BS	ST	PTS	
Miami (Fla.)	DNP											
Albany	3	0-1	0-0	0-0	1-0-1	0	0	1	0	0	0	
New Hampshire	13	1-5	0-1	0-0	1-2-3	0	0	0	0	0	2	
at Colorado	DNP											
MSU	2	0-0	0-0	0-0	0-0-0	1	0	0	0	0	0	
Samford	DNP											
Oklahoma	DNP											
at Louisville	DNP											
MTSU	DNP											
Arizona St.	DNP											
Radford	16	1-1	0-0	0-0	0-3-3	0	1	2	0	1	2	
Washington St.	15	1-2	0-1	0-0	0-1-1	2	0	0	0	0	2	
at Duke	1	0-0	0-0	0-0	0-0-0	0	0	0	0	0	0	
at Tennessee	3	0-0	0-0	0-0	0-0-0	2	0	0	0	0	0	
Mizzou	4	1-3	1-2	0-0	0-0-0	0	0	0	0	0	3	
TAMU	10	2-4	1-1	0-0	0-0-0	1	0	2	0	1	5	
at Alabama	6	0-1	0-0	0-0	0-4-4	2	0	0	0	0	0	
Georgia	4	0-0	0-0	0-0	0-0-0	1	0	1	0	0	0	
at LSU	1	0-0	0-0	0-0	0-0-0	0	0	0	0	0	0	
at Auburn	2	0-0	0-0	0-0	0-0-0	1	0	1	0	0	0	
Ole Miss	18	1-1	0-0	0-0	0-2-2	1	0	0	0	1	2	
at Mizzou	DNP											
USC	1	0-0	0-0	0-0	0-0-0	0	0	0	0	0	0	
Vandy	17	0-1	0-1	0-0	0-1-1	0	0	2	0	3	0	
at Georgia	4	0-0	0-0	1-2	0-0-0	0	0	0	0	0	1	
at Arkansas	DNP											
Florida	1	0-0	0-0	2-2	0-0-0	0	0	0	0	0	2	
Miss. St.	DNP											
at USC	1	0-0	0-0	0-0	0-0-0	0	0	0	0	0	0	
vs. Alabama	DNP											
vs. USC	DNP											
Belmont	1	0-0	0-0	0-0	0-0-0	0	0	0	0	0	0	
Ohio State	0+	0-0	0-0	0-0	0-0-0	0	0	0	0	0	0	

CAREER HIGHS

Points:	5 vs. TAMU, 01/08/17
FGM:	2 vs. TAMU, 01/08/17
FGA:	5 vs. New Hampshire, 11/17/16
FTM:	2 vs. Florida, 02/19/17
FTA:	2, twice, last vs. Florida, 02/19/17
3FGM:	1, twice, last vs. TAMU, 01/08/17
3FGA:	2 vs. Missouri, 01/05/17
O-Rebounds:	1, twice, last vs. New Hampshire, 11/17/16
D-Rebounds:	4 at Alabama, 01/12/17
Total Rebounds:	4 at Alabama, 01/12/17
Assists:	1 vs. Radford, 12/18/16
Blocks:	-
Steals:	3 vs. Vanderbilt, 02/05/17
Minutes:	18 vs. Ole Miss, 01/26/17





CAREER STATS

Year	GP-GS	MIN	FG-FGA	PCT	3FG-FGA	PCT	FT-FTA	PCT	OFF-DEF	TOT-AVG	PF-FO	A	TO	BLK	ST	PTS-AVG
2014-15	34-11	484-14.2	32-89	.360	0-0	.000	36-57	.632	37-54	91-2.7	98-3	7	37	24	9	100-2.9
2015-16	26-2	246-9.5	22-50	.440	0-0	.000	18-32	.563	27-34	61-2.3	54-1	6	23	11	3	62-2.4
2016-17	33-30	718-21.8	55-134	.410	0-0	.000	28-52	.538	58-90	148-4.5	95-5	24	39	22	11	138-4.2
TOTAL	93-43	1448-15.6	109-273	.399	0-0	.000	82-141	.582	122-178	300-3.2	247-9	37	99	57	23	300-3.2



ALYSSA RICE

#45 • CENTER • SR • 6-3
REYNOLDSBURG, OHIO/REYNOLDSBURG

GENERAL

Combination of size and speed will be key for Kentucky in the post ... Her versatility makes her difficult to defend ... Improved defensively and became key for UK in the post last season ... Looks poised to have best year yet as a senior ... Is the chair of the SEC Women's Basketball Leadership Council and was selected by the league to the NCAA Division I Women's Basketball Competition Committee.

- SEC Academic Honor Roll (2015, 2016, 2017)

2016-17 (JUNIOR)

Played in all 33 games with 30 starts ... Averaged 21.8 minutes per game, 4.2 points per game, 4.5 rebounds per game and shot 41.0 percent from the field ... Finished second on the team with 22 blocks ... Set or tied career highs in points (11), field-goals made (5), field-goals attempted (10), offensive rebounds (5), defensive rebounds (7), total rebounds (9), assists (3), steals (2) and minutes (32) ... Scored in double-figures three times, while leading UK in blocks 12 times and in rebounds twice ... Career-best 11 points against Alabama in the SEC Tournament, adding five rebounds ... Had 10 points and seven rebounds against New Hampshire and posted 10 points with two rebounds against highly ranked South Carolina ... Posted eight points with six rebounds and one block against South Carolina in the SEC Tournament.

2015-16 (SOPHOMORE)

Missed a majority of non-conference play due to a stress reaction in her foot, but returned to play in 26 games with two starts ... Averaged 2.4 points per game with 2.3 rebounds per game and 11 total blocks ... Played her best basketball in the SEC Tournament, scoring nine points with five rebounds in the opening game vs. LSU, before eight points and nine rebounds against Florida in the quarterfinals ... Had at least one offensive rebound in 19 of her 26 games played ... Went 22-for-50 from the field and 18-for-32 from the free-throw line ... Her nine points scored against LSU in the SEC Tournament tied a career high for points scored, while her nine rebounds the next day against Florida set a new career high for total rebounds ... Led UK in blocks six times during the season.

CAREER HIGHS

Points:	11 vs. Alabama, 03/03/17
FGM:	5 vs. New Hampshire, 11/17/16
FGA:	10 vs. Radford, 12/18/16
FTM:	4, twice, last vs. South Carolina, 02/02/17
FTA:	8 vs. Albany, 11/12/16
3FGM:	-
3FGA:	2 vs. Morehead State, 11/19/14
O-Rebounds:	5 vs. Radford, 12/18/16
D-Rebounds:	7, 3x, last vs. New Hampshire, 11/17/16
Total Rebounds:	9, twice, last vs. Radford, 12/18/16
Assists:	3 vs. Radford, 12/18/16
Blocks:	3, twice, last vs. Ole Miss, 01/26/17
Steals:	2, 3x, last vs. Georgia, 01/15/17
Minutes:	32 at Tennessee, 01/01/17

2014-15 (FRESHMAN)

Played in all 34 games with 10 starting assignments ... Averaged 2.9 points per game, while grabbing 2.7 boards per game ... Averaged 2.9 ppg and 2.1 rpg in SEC play ... Scored a career-high tying nine points in UK's win over Tennessee State in the NCAA Tournament first round (3/20/15) on 2-of-2 shooting from the floor and 5-of-6 from the foul line ... Tallied a career-high nine points at Vanderbilt (2/8/15), while also grabbing two rebounds and recording a career-high three blocks ... Earned her first career start vs. Middle Tennessee State (12/12/14) and swatted away a career-high two blocks in 19 minutes ... Scored at least one point in 29 of 34 games played ... Grabbed a career-high eight rebounds vs. Oklahoma (11/28/14) ... Led UK with two steals in just 18 minutes of action in the win over No. 8/9 Baylor (11/17/14) in Rupp.

HIGH SCHOOL

Ranked the No. 3 post player in the country and 20th overall player according to ESPN.com ... Named Reynoldsburg's first McDonald's All-American ... USA Today Third-Team All-American ... WBCA All-American honorable mention ... Holds the scoring (1433) and rebounding all-time record (904) at Reynoldsburg High School ... Led the Raiders to a 96-11 record during her four seasons ... Named Associated Press First-Team All-Ohio and The Columbus Dispatch All-Metro team player of the year after averaging 19.1 points per game as a senior ... As a junior, led the Raiders to a 24-4 overall record and averaged 15.2 points, 7.8 rebounds and 4.0 blocks per game, while shooting 65 percent from the floor ... Named First-Team All-Ohio ... Named to the MaxPreps 2013 Girls Basketball All-America Team ... Chose Kentucky over Virginia, Maryland, Ohio State and West Virginia ... Member of the National Honor Society ... Played AAU for Sports City U.

PERSONAL

Place of Birth: Forrest City, Ark. ... Parent(s): Thomas and Laurie Rice ... Siblings: One sister (Brittany) and one brother (Jordan) ... Major: Finance, minor in Communication ... Shooting Hand: Right

THE CATS' CAUSE

Took UK Athletics service trip to Panama in summer of 2017 ... Helped with Louisiana flood relief drive ... Volunteered at Habitat for Humanity ... Spent time with children at the East St. Academy ... Break-fast with Santa volunteer ... Sorted, delivered and packed food for God's Pantry Food Bank ... Huddle Leader at FCA camp in summer of 2016 ... Visited patients at Markey Cancer Center ... One Parent Scholar Home visitor ... Volunteer at Richmond Place retirement home ... 2014 UK Blanket project volunteer.



GAME-BY-GAME STATS

(Freshman - 2014-15)

Opponent	Min	FG-A	3PT-A	FT-A	O-D-T	PF	A	TO	BS	ST	PTS
vs. Appalachian St.	21	2-5	0-0	1-2	2-1-3	3	0	1	0	0	5
vs. Baylor	18	1-3	0-0	0-0	1-0-1	3	0	1	0	2	2
vs. Morehead State	16	1-2	0-2	1-2	2-0-2	3	1	1	1	1	3
at Central Michigan	10	1-3	0-0	0-0	1-1-2	2	0	1	0	0	4
vs. Illinois	6	1-3	0-0	0-0	1-1-2	2	0	3	1	0	2
vs. Oklahoma	21	0-4	0-0	2-2	1-7-8	5	0	2	1	0	2
vs. South Florida	19	1-5	0-0	1-2	2-3-3	3	1	2	1	0	3
vs. Northern KY	13	0-1	0-0	3-4	1-2-3	5	1	1	0	0	3
at Louisville	15	0-3	0-0	0-0	2-1-3	4	0	1	0	1	4
vs. MTSU	19	1-3	0-0	1-2	2-3-5	1	0	2	2	1	3
vs. Belmont	21	1-3	0-0	2-2	0-2-2	1	0	2	1	0	4
at Duke	16	0-4	0-0	0-2	3-0-3	2	0	2	0	0	0
vs. Tennessee State	11	1-1	0-0	3-6	1-2-3	2	0	1	1	0	5
at Alabama	6	0-0	0-0	1-2	0-1-1	4	1	1	0	0	1
vs. Ole Miss	12	0-2	0-0	0-0	2-3-5	2	0	0	0	0	0
vs. Auburn	12	3-4	0-0	0-0	0-1-1	4	0	1	0	0	6
at South Carolina	14	1-2	0-0	2-2	1-3-4	4	0	1	0	0	4
vs. Florida	17	2-2	0-0	1-2	0-1-1	3	0	0	0	0	5
at LSU	16	1-3	0-0	2-2	1-0-1	4	0	1	0	1	4
at Missouri	17	1-3	0-0	0-0	2-2-4	4	1	1	0	0	2
vs. Tennessee	11	0-1	0-0	0-0	0-1-1	2	0	1	2	0	0
vs. Georgia	21	2-2	0-0	3-4	3-1-4	3	1	3	1	0	7
at Vanderbilt	17	3-5	0-0	3-4	2-0-2	5	1	0	3	0	9
vs. Mississippi St.	21	1-4	0-0	0-2	1-2-3	4	0	1	1	0	2
at Tennessee	11	0-3	0-0	0-0	1-2-3	4	0	1	1	0	0
vs. Texas A&M	10	0-1	0-0	0-1	0-0-0	0	1	1	1	1	0
at Ole Miss	6	0-1	0-0	1-2	0-0-0	1	0	0	0	0	1
at Arkansas	12	1-1	0-0	1-1	0-3-3	2	0	0	2	1	3
vs. South Carolina	8	1-1	0-0	0-0	0-0-0	2	0	1	0	0	2
vs. Vanderbilt	15	1-5	0-0	0-0	1-3-4	3	0	1	1	0	2
vs. Mississippi State	12	0-0	0-0	0-0	0-2-2	0	0	0	0	0	0
vs. Tennessee	7	1-1	0-0	0-0	1-0-1	2	0	0	0	0	2
vs. Tennessee State	15	2-2	0-0	5-6	1-4-5	3	0	3	2	1	9
vs. Dayton	18	2-6	0-0	3-5	2-2-4	2	0	0	2	0	7

(Sophomore - 2015-16)

Opponent	Min	FG-A	3PT-A	FT-A	O-D-T	PF	A	TO	BS	ST	PTS
Rice	DNP	-	-	-	-	-	-	-	-	-	-
at Arizona State	DNP	-	-	-	-	-	-	-	-	-	-
Morehead State	DNP	-	-	-	-	-	-	-	-	-	-
Colorado	DNP	-	-	-	-	-	-	-	-	-	-
E. Michigan	DNP	-	-	-	-	-	-	-	-	-	-
Jackson State	DNP	-	-	-	-	-	-	-	-	-	-
at NKU	DNP	-	-	-	-	-	-	-	-	-	-
Louisville	4	0-0	0-0	0-0	1-0-1	1	0	0	0	0	0
at MTSU	9	1-4	0-0	1-2	2-1-3	2	0	0	0	1	3
Duke	5	0-0	0-0	0-0	0-1-1	2	0	1	0	0	0
Tennessee State	11	1-2	0-0	2-2	1-3-4	2	2	2	0	0	4
at Auburn	13	1-1	0-0	2-4	3-1-4	2	0	2	1	0	4
Alabama	14	1-3	0-0	2-2	2-2-4	2	2	1	0	0	4
at Georgia	8	2-2	0-0	0-0	0-1-1	1	0	2	1	0	4
South Carolina	15	0-3	0-0	0-0	1-3-4	4	0	1	1	0	0
Auburn	2	0-0	0-0	0-0	0-0-0	0	0	1	0	0	0
at Ole Miss	6	0-0	0-0	0-0	0-1-1	1	0	0	0	0	0
Tennessee	11	0-0	0-0	0-0	1-1-2	0	0	0	0	0	0
Vanderbilt	7	0-0	0-0	0-0	0-1-1	1	0	1	0	0	0
at Florida	16	2-2	0-0	0-0	1-0-1	2	0	3	1	1	4
at South Carolina	6	1-2	0-0	0-0	0-0-0	3	0	1	0	0	2
LSU	5	2-3	0-0	2-5	1-0-1	4	0	1	1	0	6
at Vanderbilt	7	0-3	0-0	1-2	0-0-0	3	0	0	0	0	1
at Mississippi State	9	0-1	0-0	0-2	1-1-2	1	0	0	0	0	0
Arkansas	10	1-1	0-0	0-0	1-1-2	3	1	1	0	0	2
Missouri	10	0-1	0-0	0-0	1-0-1	3	0	1	0	0	0
at Texas A&M	5	0-1	0-0	0-0	1-0-1	0	0	0	0	0	0
LSU	7	4-4	0-0	1-3	1-4-5	5	0	0	1	0	9
Florida	23	3-7	0-0	2-2	2-7-9	3	1	0	1	0	8
South Carolina	14	1-2	0-0	1-2	1-0-1	4	0	2	0	0	3
UNC Asheville	13	2-4	0-0	1-2	3-2-5	2	0	2	1	1	5
Oklahoma	12	0-2	0-0	3-4	2-2-4	3	0	1	1	0	3
Washington	4	0-2	0-0	0-0	1-2-3	0	0	0	0	0	0

(Junior - 2016-17)

Opponent	Min	FG-A	3PT-A	FT-A	O-D-T	PF	A	TO	BS	ST	PTS
Miami (Fla.)	19	2-4	0-0	0-0	1-2-3	2	0	0	0	0	4
Albany	19	2-3	0-0	4-8	4-3-7	4	2	2	1	0	8
New Hampshire	26	5-9	0-0	0-0	2-5-7	1	0	2	0	0	10
at Colorado	21	3-8	0-0	0-0	2-2-4	2	2	1	0	0	6
MSU	26	1-6	0-0	0-0	3-3-6	1	1	2	2	0	2
Samford	21	1-3	0-0	0-0	0-5-5	3	0	2	2	0	2
Oklahoma	14	0-0	0-0	0-0	0-4-4	3	2	0	0	1	0
at Louisville	26	0-1	0-0	0-0	3-2-5	4	0	1	1	2	0
MTSU	14	2-8	0-0	0-0	4-2-6	2	0	1	1	0	4
Arizona St.	17	0-1	0-0	0-0	0-2-2	3	1	0	0	0	0
Radford	27	3-10	0-0	3-6	5-4-9	3	3	1	0	2	9
Washington St.	23	1-2	0-0	0-0	2-6-8	3	1	1	0	1	2
at Duke	20	0-3	0-0	2-6	3-2-5	4	1	5	1	0	2
at Tennessee	32	3-7	0-0	0-0	4-3-7	4	1	0	0	1	6
Mizzou	27	2-5	0-0	0-0	1-3-4	1	2	0	1	1	4
TAMU	24	2-2	0-0	0-0	0-4-4	5	0	2	2	0	4
at Alabama	22	1-5	0-0	1-2	1-0-1	2	2	1	0	1	3
Georgia	18	2-4	0-0	2-4	1-1-2	5	0	1	0	2	6
at LSU	18	0-2	0-0	0-0	0-2-2	3	0	1	0	0	0
at Auburn	17	1-1	0-0	0-0	0-1-1	1	0	1	1	0	2
Ole Miss	23	2-3	0-0	3-6	3-5-8	4	1	2	3	0	7
at Mizzou	21	0-1	0-0	0-2	1-0-1	4	0	1	0	0	0
USC	22	3-5	0-0	4-5	2-0-2	3	0	1	0	0	10
Vandy	20	4-6	0-0	0-0	1-2-3	0	0	1	0	0	8
at Georgia	18	2-4	0-0	0-1	3-1-4	5	0	2	0	0	4
at Arkansas	25	1-3	0-0	2-4	1-3-4	1	2	2	0	0	4
Florida	18	0-1	0-0	2-2	2-4-6	2	0	1	2	0	2
Miss. St.	24	0-1	0-0	0-0	1-2-3	5	0	0	0	0	0
at USC	21	1-3	0-0	0-0	0-4-4	4	2	0	1	1	2
vs. Alabama	30	4-8	0-0	3-4	2-3-5	3	1	1	0	1	11
vs. USC	20	4-7	0-0	0-0	3-3-6	5	0	1	1	0	8
Belmont	26	1-5	0-0	0-0	1-5-6	1	2	1	1	0	2
Ohio State	19	2-3	0-0	2-2	1-3-4	2	0	1	0	0	6





CAREER STATS

Year	GP-GS	MIN	FG-FGA	PCT	3FG-FGA	PCT	FT-FTA	PCT	OFF-DEF	TOT-AVG	PF-FO	A	TO	BLK	ST	PTS-AVG
2016-17	32-2	385-12.0	28-88	.318	10-32	.313	17-21	.810	11-18	29-0.9	35-0	39	29	1	12	83-2.6
TOTAL	32-2	385-12.0	28-88	.318	10-32	.313	17-21	.810	11-18	29-0.9	35-0	39	29	1	12	83-2.6



JAIDA ROPER

#32 • GUARD • SO • 5-6
MEMPHIS, TENN./HOUSTON HS

GENERAL

Very athletic and fast guard who contributed right away in her first year on campus ... Loves to push the tempo and play in transition ... Always looking for the open teammate, but can score as well ... Incredible interior passer ... One of the more vocal players on the team that is a big/fun personality in the locker room and a coach on the floor.

- SEC Academic Honor Roll (2017)

2016-17 (FRESHMAN)

Played in 32 of the team's 33 games with two starts ... Averaged 12.0 minutes per game, 2.6 points per game and 1.2 assists per game with 12 steals ... First career start came against Radford when she played a season-best 25 minutes, scoring two points with four assists ... Also started against Washington State ... Showed her ability as an interior passer with three or more assists in five games, while leading Kentucky in assists three times ... Career-high eight points against Georgia, going 2-for-3 from long range with one assist ... Followed that performance with six points against Arkansas, hitting two 3s ... Scored seven points four times, including seven points and five assists against Ole Miss and seven points and four assists against Georgia ... Had a season-best six assists against New Hampshire.

HIGH SCHOOL

A four-star prospect according to ProspectsNation.com and three-star guard according to ESPN.com ... Earned high praise for her performance in the 2015 EBA Super 64 Camp, as ProspectsNation.com listed her strengths as slasher, distributor and coachable ... Played in the Basketball Coach Association of Tennessee East-West All-Star game in 2016 ... Shined in her team's 15-AAA championship game last season, scoring 22 points to earn the tournament most valuable player award ... Scored over 1,500 career points for Houston High School under head coach Chad Becker ... Averaged 13.2 points per game, 5.2 assists per game, 4.1 rebounds per game and 2.8 steals per game her senior season ... The Commer-

cial Appeal Best of Preps Class AAA honors fourth straight seasons ... Helped Houston High School to several championships ... As a sophomore, she led the team to the Division I Class AAA State Tournament, where she posted a team-high nine points in the team's loss to Blackman ... Was named the district most valuable player as a sophomore as Houston High finished with a 26-8 record and won a district and regional championship ... Was one of 17 Class AAA players to be named to the Tennessee Sports Writers Association All-State Team her sophomore year ... Averaged 17.8 points per game, 5.7 assists per game, 3.9 steals per game and 3.6 rebounds per game, shooting 40 percent from 3-point land as a sophomore Was named to the all-region tournament team her junior and sophomore seasons.

PERSONAL

Place of Birth: Chicago, Ill. ... Parent(s): John and Kina Roper ... Siblings: One brother (John) ... Major: Undergraduate studies ... Shooting Hand: Right

THE CATS' CAUSE

Volunteered at Habitat for Humanity ... Spent time with children at the East St. Academy ... Sorted, delivered and packed food for God's Pantry Food Bank.

GAME-BY-GAME STATS

(Freshman - 2016-17)												
Opponent	Min	FG-A	3PT-A	FT-A	O-D-T	PF	A	TO	BS	ST	PTS	
Miami (Fla.)	4	0-0	0-0	0-0	0-0-0	0	1	1	0	0	0	
Albany	14	0-2	0-0	0-0	0-0-0	1	1	1	0	1	0	
New Hampshire	21	1-5	0-0	0-0	0-1-1	0	6	1	0	0	2	
at Colorado	10	1-3	0-1	2-2	0-1-1	2	0	3	0	0	4	
MSU	9	0-2	0-0	2-4	0-0-0	1	0	3	0	0	2	
Samford	4	0-0	0-0	0-0	0-0-0	1	0	0	0	0	0	
Oklahoma	2	0-0	0-0	0-0	0-0-0	0	0	0	0	0	0	
at Louisville	DNP											
MTSU	18	2-3	0-0	3-4	1-2-3	1	3	1	0	0	7	
Arizona St.	5	0-1	0-0	0-0	0-0-0	0	0	0	0	1	0	
Radford	25	1-5	0-2	0-0	0-1-1	1	4	2	0	2	2	
Washington St.	16	0-0	0-0	0-0	0-0-0	2	1	2	0	1	0	
at Duke	6	1-2	0-1	0-0	0-0-0	1	0	0	0	1	2	
at Tennessee	9	1-3	0-1	0-0	0-0-0	2	1	1	0	0	2	
Mizzou	21	2-7	1-3	0-0	1-2-3	1	2	1	0	0	5	
TAMU	11	1-3	0-1	0-0	1-0-1	0	0	2	0	1	2	
at Alabama	16	1-6	0-2	0-0	1-1-2	2	1	0	0	0	2	
Georgia	24	2-4	1-1	2-2	0-2-2	2	4	1	0	0	7	
at LSU	16	2-5	1-2	0-0	3-0-3	0	1	3	0	0	5	
at Auburn	9	0-2	0-2	0-0	0-1-1	1	1	3	0	0	0	
Ole Miss	18	2-4	1-1	2-2	1-0-1	4	5	1	0	0	7	
at Mizzou	16	2-4	1-2	2-2	2-1-3	2	0	0	0	1	7	
USC	13	0-1	0-1	1-2	0-1-1	1	1	1	0	1	1	
Vandy	10	0-4	0-2	0-0	0-0-0	0	0	0	0	1	2	
at Georgia	14	3-5	2-3	0-0	0-1-1	0	1	0	0	0	8	
at Arkansas	7	2-2	2-2	0-0	0-0-0	0	0	0	0	0	6	
Florida	12	1-2	1-1	2-2	0-0-0	3	0	1	0	0	5	
Miss. St.	17	2-6	0-1	0-0	1-2-3	2	1	1	0	0	4	
at USC	9	1-4	0-1	1-1	0-0-1	1	1	0	0	0	3	
vs. Alabama	6	0-1	0-0	0-0	0-0-0	1	0	0	0	0	0	
vs. USC	15	0-1	0-1	0-0	0-1-1	1	2	0	0	1	0	
Belmont	5	0-0	0-0	0-0	0-1-1	1	1	0	0	0	0	
Ohio State	3	0-1	0-1	0-0	0-0-0	1	1	0	0	0	0	

CAREER HIGHS

Points:	8 at Georgia, 02/09/17
FGM:	3 at Georgia, 02/09/17
FGA:	7 vs. Missouri, 01/05/17
FTM:	3 vs. MTSU, 12/09/16
FTA:	4 vs. Morehead State, 11/23/16
3FGM:	2, twice, last at Arkansas, 02/16/17
3FGA:	3, twice, last at Georgia, 02/09/17
O-Rebounds:	3 at LSU, 01/19/17
D-Rebounds:	2, 4x, last vs. Mississippi State, 02/23/17
Total Rebounds:	3, 5x, last vs. Miss. State, 02/23/17
Assists:	6 vs. New Hampshire, 11/17/16
Blocks:	1 vs. Vanderbilt, 02/05/17
Steals:	2, twice, last vs. Vanderbilt, 02/05/17
Minutes:	25 vs. Radford, 12/18/16



DORIE HARRISON

#20 • CENTER • FR • 6-3

NASHVILLE, TENN./HILLSBORO HS

GENERAL

A special player and person as she comes from a very athletic family ... Agile in the post and should bring a physical post presence to the team ... Gifted rebounder and shows great focus and intensity on the defensive end ... Very mature on and off the court and a natural leader ... Chose Kentucky over Vanderbilt, Ole Miss, Virginia Tech and Tennessee.

HIGH SCHOOL

A four-year starter at Hillsboro High School, leading her team to a district championship her senior year under head coach Cherish Stringfield ... After missing her junior year with an injury, had a stellar senior season for the Burros averaging 14.0 points per game, 9.3 rebounds per game, 1.5 blocks per game and 1.0 steals per game ... Averaged 15 points, 11 rebounds, two blocks and one steal per game her sophomore season ... Named to the Metro Nashville Basketball Coaches Association Class AAA All-Metro Team and Class AAA All-District Team her sophomore season ... Named a 2017 McDonald's All-America nominee ... Won the 2017 Nashville City Civitan Club Moss-Oliver Award, which annually is given to one female high school basketball player in Davidson County who represents the best in athletic ability, academic achievement, leadership skills and community service ... Played with the Tennessee Fight under coach Tom Insell ... A four-star post player by ProspectsNation.com, who ranked her the 13th best post player and 78th best overall player in the class ... A three-star post by ESPN.com, which ranked her as the 14th best post in the class ... Played volleyball all four years at Hillsboro as a middle blocker and was tabbed all-district two years and all-metro three years ... Was named a Saint Thomas Scholar, on the school's principal's list and received a certificate of excellence for outstanding achievement ... Was secretary of the student council and active in community service picking up trash as part of CleanUpNashville and volunteered at a nursery ... Enjoys playing the saxophone.

PERSONAL

Place of Birth: Nashville, Tenn. ... Parent(s): Dennis and Ida Harrison ... Siblings: Five brothers, DJ, David, Daniel, Isaiah, Ian and six sisters, Idette, Danielle, Dianne, Della, Deedee and Isabelle ... Major: Pre-Marketing ... Shooting Hand: Right ... Sister Isabelle Harrison played basketball at Tennessee, currently plays in the WNBA with the San Antonio Stars; brother David played basketball at Colorado and was drafted in the 2004 NBA Draft to the Indiana Pacers; brother Isaiah played basketball at Freed Hardeman; sister Deedee played volleyball at Tennessee; sister Della Harrison played softball at Chattanooga; sister Dianne Harrison ran track at LSU.



KEKE MCKINNEY

#3 • FORWARD • FR • 6-1
KNOXVILLE, TENN./FULTON HS



GENERAL

All-around athlete that can play multiple positions and really defend the post or the perimeter ... Loves to play fast and get up and down the floor ... Showed a good motor in summer workouts ... Very active on the glass and can finish through contact in the post ... Chose Kentucky over Tennessee and Mississippi State

HIGH SCHOOL

An impressive wing that led Fulton High School to a state tournament berth and 27 wins her senior season, averaging a double-double with over 16 points and 11 rebounds per game ... Also averaged two rebounds, two steals and three blocks per game as a senior for the Falcons ... Was named to the 2016-17 PrepXtra Girls Basketball Team and to the Tennessee Sports Writers Association All-State team as a senior ... Averaged 18 points, 11 rebounds, three assists and three blocks per game her junior season under head coach John Fisher ... Her strong junior season led Fulton High School to the Class AA state sectional for the third consecutive season ... Was named the District 3 AA Co-Most Valuable Player and a Class AA All-State honoree by the TSWA as a junior ... Helped the Falcons to a state runner-up showing in 2013-14 ... Named a 2017 McDonald's All-America nominee ... Ranked as a four-star wing by ProspectsNation.com, which listed her the 62nd best player in the nation and the 11th best wing ... Also a four-star prospect by ESPN.com, which tabbed her the 88th overall player in the 2017 class, including the 17th best wing ... Shined over the summer on the AAU circuit with the Tennessee Fight under head coach Tom Insell ... All-around athlete as she played volleyball for three years and was a two-year all-district honoree in volleyball ... Active outside of sports a member of the National Honors Society while also active in her school's theatre and community service.

PERSONAL

Place of Birth: Knoxville, Tenn. ... Parent(s): Shauna McKinney ... Siblings: One brother, Dashaun McKinney, three sisters, Alexondria McKinney, Nana Francis and DaiAunna Dover ... Major: Exploratory studies in arts and sciences ... Shooting Hand: Right



AMANDA PASCHAL

#12 • GUARD • JR • 5-7

BROOKLYN, N.Y./CHIPLEY HS/GULF COAST STATE JC

GENERAL

Experienced player that won a junior college national championship ... Missed her second year of junior college with an injury, but came into summer workouts motivated ... Athletic guard that can create for herself and her teammates ... Hardnosed, tough guard that is strong on both ends of the court ... Chose Kentucky over Wichita State

AT GULF COAST STATE JC

Shined at Gulf Coast State College, where she helped the Commodores to the 2016 National Junior College Athletic Association National Championship, 2016 Panhandle Conference Championship and 2016 Florida College System Activities Association/NJCAA State Championship ... Started all 33 games her first season at GCSC, which went 32-1 overall to achieve one of the best winning percentages in school history ... Averaged 11.2 points per game as a freshman, hitting at a .469 clip from the field and .267 clip from beyond the arc ... Also averaged 3.9 rebounds per game and 2.5 assists per game ... Scored in double-digits 20 times during the season, including a season-best 19 points in three games ... Shined down the stretch for GCSC, scoring in double-digits in five of the team's seven postseason games, adding six or more assists in two games ... Season best in assists came against Pensacola State with seven, while she had a season-best 10 rebounds against Tallahassee ... Injured her knee and missed her sophomore season at GCSC, which also won the 2017 NJCAA National Championship.

HIGH SCHOOL

Strong high school career at Chipley High School in Florida where she was a five-year starter, leading the Tigers to 20 or more wins every season ... Averaged 22.6 points, 8.7 rebounds, 5.2 assists and 4.5 steals per game as a senior ... Also averaged over 20 points per game, seven rebounds per game and five assists per game as a junior ... Helped Chipley advance to two class A state championship games ... Was named Class A All-State First Team her senior year by the Florida Association of High School Coaches ... Was named to her high school honor roll and was very active in community service.

PERSONAL

Place of Birth: Brooklyn, N.Y. ... Parent(s): Stacy Paschal-Bragman and Darwin Bragman ... Siblings: Three sisters, Kendra Paschal, Crystal Bragman and Kayla Bragman ... Major: Psychology ... Shooting Hand: Left



KAMERON ROACH

#23 • GUARD • FR • 5-6

HOPKINS, S.C./LOWER RICHLAND HS



GENERAL

Physical guard that has great court vision and a skilled passer ... Very athletic and plays with a purpose on the defensive end of the floor ... Confident player on the court, but quiet off the court ... Missed her senior year of high school with an injury, but performed well during summer conditioning and workouts ... Choose Kentucky over Clemson, UNC Charlotte, Furman and South Carolina.

HIGH SCHOOL

A four-year letterwinner and two-year starter for Lower Richland High School under head coach Deborah Wardlaw, helping the Diamond Hornets to a 26-0 record in 2012-13 and a regional and state championship ... Averaged over 10 points with 2.2 rebounds, 2.9 assists, and 2.9 steals per game as a junior, helping the team to the state playoffs where she scored 16 points in the team's first-round win ... Had 11.5 points, 2.2 rebounds, 3.7 assists and 2.1 steals per game as a sophomore, earning South Carolina Basketball Coaches Association All-State and All-Region honors ... Strong shooter that hit 41 percent from the field as a sophomore and 45 percent from the field as a junior ... Also played for Lower Richland's varsity team as a freshman and eighth grader, averaging 6.4 points, 2.5 steals and 2.3 assists per game as a freshman and 4.3 points, 1.6 steals and 1.6 assists per game as an eighth grader ... Named a 2017 McDonald's All-America nominee ... Was a four-star prospect according to ProspectsNation.com and three-star guard by ESPN.com ... Tabbed as the 87th best prospect overall and 22nd best guard in the class by ProspectsNation.com and the 23rd best guard by ESPN.com ... Played on the AAU circuit for Arne Morris and the Carolina Flames ... Participated in 2016 USA Basketball Women's U17 World Championship Team Trials ... Also played tennis and ran track in high school ... Very active outside of sports as a member of the student council, Fellowship of Christian Athletes, National Honor Society, National Technical Honor Society and Future Business Leaders of America ... Was tabbed a high school scholar and Urban League academic honoree ... Won her high school poetry contest in honor of Black History Month.

PERSONAL

Place of Birth: Hopkins, S.C. ... Parent(s): Kendrick Roach, Sr. and Yolande Roach ... Siblings: One brother, Kendrick Roach, Jr. ... Major: Kinesiology ... Shooting Hand: Right ... Father, Kendrick, ran track at Clemson and brother, Kendrick, Jr., played football at Charleston Southern.



TATYANA WYATT

#14 • FORWARD • FR • 6-2

COLUMBUS, GA./COLUMBUS HS

GENERAL

Explosive athlete that was a star volleyball player and won both volleyball and basketball state championships in high school ... Very versatile player that can play outside the post and is very physical when she plays in the post ... Won a state championship in basketball her senior year by hitting a 3 late in overtime coming out of the post position ... Coaches say she has that intensity where she wants the ball with the game on the line ... Chose Kentucky over Georgetown, Vanderbilt and North Carolina.

HIGH SCHOOL

A four-year starter for Columbus High School, led the Blue Devils to four straight 20-win seasons ... Scored 27 points and hit a buzzer-beating 3 to lift Columbus to the Class AAAA State Championship as a senior ... Averaged 22.2 points per game, 6.7 rebounds per game, 1.0 assists per game, 2.0 steals per game and 1.6 blocks per game as a senior to earn Region 1-4A Player of the Year and all-state by the Atlanta Journal-Constitution ... Earned the Sue Walton Outstanding Athlete of the Year Award at the 2017 Sportsvisions Female Athletes of the Year banquet ... Helped Columbus High School make the state quarterfinals last season, averaging over 20 points per game with 8.9 rebounds, 1.7 steals and 1.3 blocks per game, hitting an impressive 49% from the field ... Hit 48% from the field as a sophomore, averaging 18.8 points, 6.3 rebounds, 1.8 steals and 2.3 blocks ... Was a key player on Columbus High School's state runner-up team as a freshman, averaging 11.2 points, 4.5 rebounds and 1.0 blocks per game ... Was named Georgia Sportswriters Association Class AAAA Second-Team All-State as a junior ... All-around athlete that was a star volleyball player at Columbus High School, where she had over 1,000 career kills leading the team to a state championship title her junior year, state runner-up title her sophomore season and a state semifinal appearance her senior season ... Named a 2017 McDonald's All-America nominee ... A skilled post player that is ranked as the 63rd overall player in this class and 12th best forward by ProspectsNation.com ... A three-star prospect by ESPN.com ... Played AAU for FBC under head coach Alfred Motton ... Stellar volleyball career letting all four years as an outside hitter helping her team win multiple state championships ... Was a member of the National Honor Society and Spanish Honor Society ... Was named to her high school's honor roll.

PERSONAL

Place of Birth: Columbus, Ga. ... Parent(s): Tim and Nancy Wyatt ... Siblings: Two brothers, Quintavius Wyatt and Tim Wyatt, Jr., and one sister, Cierra Stokes ... Brother, Quintavius played basketball at Concordia College ... Major: Biology ... Shooting Hand: Right





MEET THE
COACHES



MATTHEW MITCHELL

HEAD COACH
13TH OVERALL/11TH SEASON AT UK

Matthew Mitchell's teams are known for using three "winning tools" for success: honesty, hard work and discipline. So it's no surprise that six seasons into his tenure as head coach he became the winningest head coach in program history. Now entering his 11th season as head coach at Kentucky, Mitchell holds 271 wins and year after year assembles teams who are synonymous with winning on and off the court.

Mitchell's defensive philosophy, implemented at the beginning of the 2009-10 season, was a big reason for Kentucky's recent success. The Wildcats used a full-court, trapping, pressure style of defense that was dubbed by many as "40 minutes of dread."

But the 2015-16 season brought a different pillar of success for the program, combining Mitchell's emphasis on defensive fundamentals with one of the best shooting offenses in school history. The Wildcats shot 45.5% from the field in 2015-16, which was the highest field-goal percentage for a UK team since 1989-90, while its 35.6% from 3 was the highest since 2002-03. Overall, UK ranked top-10 in single-season UK history in points, scoring margin and field goals made, while its 154 3-pointers made and 475 assists just missed the top 10 by two 3-pointers and five assists. The offensive showcase was noticed nationally as Kentucky ranked 24th in the nation in scoring offense, 16th in scoring margin, 18th in field goal percentage and 26th in 3-point field goal percentage. And although the turnovers and steals didn't come in at the pace they had in the past, UK's defense stayed fundamentally strong, limiting opponents to 60.6 points per game and a .372 mark from the field with 131 blocks, 507 turnovers forced and 222 steals.

The balanced attack continued on both sides last season as Mitchell's 2016-17 team had a .427 field-goal percentage, scoring 70.9 points per game. The Wildcats only committed 14.7 personal fouls per game with 11.9 turnovers per game, which ranked top 10 nationally. UK finished the season with 22 wins, marking its eighth straight 20-win season under Mitchell, which is a program record. The solid

PERSONAL

Full Name: Matthew Lamont Mitchell

Birthday: Dec. 16, 1970

Parents: John D. and Carol Mitchell

Siblings: Three brothers - David, Mark, Stephen;
(two nieces, and five nephews)

Spouse: Wife, Jenna Ramsey Mitchell

Children: Three daughters - Lacy Lea, Saylor Rose
& Presley Blue

Grandchildren: Crews McCoy

Hometown: Louisville, Miss.

High School: Winston Academy, '89

College: Mississippi State, '95

Degree: Bachelor's degree in marketing



Year	School	Position	Overall Record (Winning %)	League Record	Postseason Results
16-17	Kentucky	Head Coach	22-11 (.666)	11-5 (.687)	NCAA Second Round/SEC Tournament Semifinals
15-16	Kentucky	Head Coach	25-8 (.757)	10-6 (.625)	NCAA Sweet 16/SEC Tournament Semifinals
14-15	Kentucky	Head Coach	24-10 (.705)	10-6 (.625)	NCAA Second Round/SEC Tournament Semifinals
13-14	Kentucky	Head Coach	26-9 (.743)	10-6 (.625)	NCAA Sweet 16/SEC Tournament Finals
12-13	Kentucky	Head Coach	30-6 (.833)	13-3 (.812)	SEC Tournament Finals/NCAA Elite Eight
11-12	Kentucky	Head Coach	28-7 (.800)	13-3 (.812)	SEC Regular Season Champions/NCAA Elite Eight
10-11	Kentucky	Head Coach	25-9 (.735)	11-5 (.687)	SEC Tournament Finals/NCAA Second Round
09-10	Kentucky	Head Coach	28-8 (.777)	11-5 (.687)	SEC Tournament Finals/NCAA Elite Eight
08-09	Kentucky	Head Coach	16-16 (.500)	5-9 (.357)	WNIT Second Round
07-08	Kentucky	Head Coach	17-16 (.515)	8-6 (.571)	SEC Tournament Semifinals/WNIT Quarterfinals
06-07	Morehead State	Head Coach	14-16 (.466)	13-7 (.650)	Third-place OVC finish
05-06	Morehead State	Head Coach	16-13 (.551)	10-10 (.500)	OVC Tournament Semifinals
Career Totals (12 years):			271-129 (.667)	125-94 (.570)	
Kentucky (10 years):			241-100 (.706)	102-54 (.653)	
Morehead State (2 years):			30-29 (.508)	23-40 (.575)	

season led the Wildcats to another school record as UK played in the NCAA Tournament for the eighth straight season and hosted the first and second rounds of the event for the fourth straight year.

Mitchell's focus on the fundamentals and his "winning tools" is sure to bring continued success to his program that has reached new heights under his leadership. In his tenure in Lexington, UK has advanced to the SEC Tournament semifinals or better nine times, including eight straight trips, which is the active league record. In 2012, Mitchell led UK to the SEC regular season championship, its first in 30 years. Under Mitchell, the Cats have finished top four in the SEC nine times and have charted 25-plus wins six times. The Wildcats had a stretch of being ranked in the top 25 of the AP poll a school-record 132 consecutive weeks.

Mitchell's teams have brought excitement to women's basketball in the Bluegrass like never before. The Cats have ranked in the top 25 in average attendance all 10 years of the Mitchell era, and have a remarkable 126-15 record at home since the start of the 2009-10 season. In 2013-14, UK broke the school record for average attendance (6,727) and total attendance (121,089) and also set a new single-season record when 23,706 fans attended a sold-out game vs. No. 2 Duke on Dec. 22, 2013 in Rupp Arena. It marked the largest crowd ever to see a college women's hoops game in the Commonwealth and the highest attended regular-season game in the country that season. Kentucky's attendance numbers have reached impressive heights the last eight years as the Wildcats have averaged 5,000 or more fans each season, while seven of the eight most-attended home games in program history have all come the past few years under head coach Matthew Mitchell.

Under Mitchell, 16 different players have received All-SEC accolades. A UK player has won the AP SEC Player of the Year four of the last eight seasons and five of his players, Evelyn Akhator, Makayla Epps, Victoria Dunlap, A'dia Mathies and DeNesha Stallworth, have been WNBA draft picks, including three in the first round. Most recently, Mitchell helped Akhator become the highest drafted player in program history as she went third overall to the Dallas Wings in the 2017 WNBA Draft. Epps followed by going 33rd overall to the Chicago Sky in the same draft, marking the first time two UK players had been drafted in the same draft. Dunlap was the 11th overall pick by the Washington Mystics in the 2011 Draft, while Mathies was chosen as the 10th overall pick by the Los Angeles Sparks in the 2013 WNBA Draft.

His players also excel in the classroom as 34 Wildcats have been SEC Academic Honor Roll members and 100 percent of Mitchell's players have received their degrees.

Last season, Kentucky secured its eighth 20-win season under Mitchell, advancing to the NCAA Tournament for a school record eighth straight year. Once again, the Wildcats were chosen to host the first and second rounds of the NCAA Tournament and defeated Belmont in the first round before falling to Ohio State in the second round. UK finished the season with a No. 14 RPI after playing the second-toughest schedule in the nation as 25 of its 33 games were played against NCAA RPI top-100 teams. Mitchell and Co. won 11 SEC games, which was its most league wins since 2012-13 and earned another top-four seed in the SEC Tournament.

The Wildcats advanced to the Sweet 16 of the NCAA Tournament in 2015-16 for the fifth time in seven seasons, becoming one of just seven schools nationally that could claim that honor. UK defeated eight ranked foes on the season. Overall in his tenure, Mitchell has 47 career wins against ranked foes, which is over half of the program's all-time wins against ranked teams.

Mitchell led the 2013-14 team to a 26-9 record, helping UK become one of just 10 programs to chart 25 or more wins in five straight seasons. UK finished No. 10/11 in the final national polls after advancing to its fourth SEC Tournament championship game in five years and a school-record fifth straight NCAA Tournament, including a third straight Sweet 16 appearance. One of the many highlights of the season will be revered as arguably the most epic women's college basketball game in history. UK outlasted ninth-ranked Baylor in a four-overtime thriller, 133-130, in a double-header with the UK men's team in the Dallas Cowboys' AT&T Stadium. The 263 combined points set a new NCAA record and UK set school records for points (133), free throws made (49) and free throws attempted (66). Junior guard Jennifer O'Neill came off the bench to record a school-record 43 points in the win and she went on to earn National Player of the Week honors from the U.S. Basketball Writers Association, College Sports Madness and SEC Player of the Week. Other highlights of the season include the Wildcats' nail-biting upset of No. 4/3 Louisville, 69-64, at home, a thrilling 75-71 win in Thompson-Boling Arena over No. 8 Tennessee – UK's first in school history – and a 68-58 upset over No. 4/6 and top-seeded South Carolina in the semifinals of the SEC Tournament.



In 2012-13, Mitchell assembled one of the most successful seasons in Kentucky women's basketball history. The Wildcats won a school-record 30 games and advanced to the Elite Eight of the NCAA Tournament for the second consecutive season and third time in four years. The Cats set school records for consecutive wins (17), consecutive home wins (34), 3-point field goals made (240), 3-point field goals attempted (731), blocks (181) and steals (429) in a single season. They also won a school-record tying 13 games in SEC play and advanced to the SEC Tournament championship game for the third time in four seasons.

The 2011-12 season also set new records as the Wildcats finished 28-7 overall, including 18-0 at home, and advanced to the Elite Eight. The Wildcats won their first SEC regular season championship since 1982 with a school-record 13-3 mark in league play. The Cats finished No. 12 in the final AP poll and No. 8 in final USA Today/ESPN coaches' poll, marking the highest final AP ranking since finishing 11th in 1983 and the highest final ranking in the coaches'



poll in school history. Mitchell was named SEC Coach of the Year for the second time in three seasons by the AP and was awarded a new seven-year contract extension in the spring by UK Athletics Director Mitch Barnhart.

In 2010-11, he led the Wildcats to an outstanding season with a 25-9 overall record and 11 wins (11-5) in the SEC. UK took a second-place finish in the league standings for the second consecutive year and advanced to the second round of the NCAA Tournament as the No. 4 seed.

Year three (2009-10) was a pivotal season, as Mitchell was named SEC Coach of the Year for his remarkable job in turning around a team that went 16-16 overall, 5-9 in conference play a year prior, to an impressive 28-8 overall record in 2009-10. The Cats' 28 overall wins, including 11 in SEC play, represented a school record. UK finished second in the league despite being picked to finish 11th in the preseason polls.

Mitchell became Kentucky's head coach on April 23, 2007, when he was hired by Barnhart. An imaginative salesman, Mitchell presented a vision of Kentucky as a powerhouse program and a warm and loving family.

In his first season at UK, the Wildcats went 17-16 overall and finished fourth in the SEC with an 8-6 mark, just one win shy of the school record. The eight league wins were the most by a first-year head coach in school history. Mitchell also became the first head coach in school history to lead his team to the semifinals of the SEC Tournament in his/her debut season. The Wildcats earned a first-round bye and upset No. 23/21 Georgia in the quarterfinals (57-50) before falling to NCAA Final Four participant LSU in the semis. UK went on to defeat Middle Tennessee and James Madison in the postseason WNIT before falling to eventual champion Marquette in the quarterfinals, 69-64.

Despite another tough schedule and injuries to key players throughout the season, the Wildcats again advanced to postseason play with a second-round finish in the WNIT in his second season. It marked their school-record fifth consecutive postseason tournament appearance. Mitchell became the first head coach since Terry Hall in the 1980-81 and 1981-82 seasons to advance to postseason play in his first two seasons as head coach.

The Cats finished 16-16 overall, 5-9 in the SEC and defeated No. 13/19 Tennessee 66-56, their first win over the Lady Vols in Memorial Coliseum in 23 years. Mitchell also captured his 30th win at UK on Feb. 5, 2009, vs. South Carolina. He did it in only 56 games, becoming the second-fastest coach to reach 30 wins behind Hall, who earned it in only 38 games during her first two seasons in 1980 and 1981.

Mitchell came to Kentucky in the spring of 2007 when Mickie DeMoss resigned as head coach after four seasons. So when Barnhart went about the daunting task of finding a coach whose skills, personality and charisma could build on the success and excitement that DeMoss had brought to the program, he immediately thought of Mitchell, who had played a key role in UK landing four brilliant prep performers in the fall of 2004 – a class ranked No. 6 by the All-Star Girls Report.

When DeMoss resigned and buzz around the Bluegrass quickly shifted to her replacement, Barnhart needed to look no further than 60 miles east on

Interstate 64, where Mitchell already had established himself as an up-and-coming head coach at in-state Ohio Valley Conference school Morehead State.

When Barnhart interviewed Mitchell, Morehead State was fresh off two exciting campaigns in which he had revived a declining Lady Eagles women's basketball program with a 30-29 record (.508) – the third-highest coach's winning percentage in school history. The Lady Eagles were coming off a 5-22 record a year prior to Mitchell's arrival and earned a 16-13 overall mark and 11-9 league record in his first season. The Lady Eagles also reached the semifinals of the OVC Tournament.

Barnhart also was impressed with Mitchell's coaching pedigree. He had served as an assistant coach and recruiter at Florida under Carol Ross beginning in 2000. He helped the Gators compile a 51-36 record, and during his first two seasons the Gators recorded a 19-9 league record en route to two NCAA Tournament appearances (2001 and 2002). With Mitchell's help, the Gators had a program-tying 24 wins and tied the school record with 11 SEC wins in 2001. He stayed at Florida to serve under then-new UF Coach Carolyn Peck during the 2002-03 season. As the primary recruiter at UF, Mitchell brought in the nation's ninth-ranked recruiting class in 2002 and the No. 2-ranked class by All-Star Girls Report in 2003.

The Louisville, Miss., native began his collegiate coaching career as a graduate assistant at Tennessee under Hall of Fame Coach Pat Summitt during the Lady Vols' run to the Final Four in 2000. UT advanced to the national championship game before losing to top-ranked Connecticut. The Lady Vols finished No. 2 in the national polls with a 33-4 overall record and a 13-1 mark in the SEC.

Prior to his stint at Tennessee, Mitchell spent one year in Yazoo City, Miss., as a coach and teacher at Manchester Academy. He taught American history and served as both the boys' and girls' head basketball coach.

A 1995 graduate of Mississippi State, Mitchell's first head-coaching experience came in 1996 at Central Holmes Academy High School in Lexington, Miss. Mitchell performed multiple duties at the school, including head coach of both basketball teams as well as the track and golf teams. He also served as the defensive coordinator for the football team.

Mitchell is married to Jenna Ramsey Mitchell of Amelia Island, Fla., and has three daughters, Lacy Lea Mitchell, of Starkville, Miss., 5-year-old Saylor Rose Mitchell and 3-year-old Presley Blue Mitchell. The Mitchell's became grandparents in October 2017 as Lacy and her husband Stephen had their first child, Crews McCoy.

The Mitchells are very active in community service. In June of 2014, Matthew and Jenna pledged \$1 million over the next 10 years to the University of Kentucky Athletics Department. Just a few months later, they launched The Mitchell Family Foundation, a non-profit organization set to benefit charities in the Lexington community. The first fund-raising event of the Foundation in September 2014 brought in renowned author and leadership expert, John C. Maxwell. In October of 2016, Matthew and Jenna were presented the 2016 Community Service Award by the National Urban League of Lexington.

Jenna also serves on the board of the Children's Advocacy Center and Matthew is an honorary Rotarian in the Lexington chapter.

MITCHELL'S ACCOMPLISHMENTS

- Became UK's all-time winningest coach on March 3 with 139 wins in just six seasons.
- Two-time AP SEC Coach of the Year (2010 & 2012).
- Has led UK to a postseason tournament in each of his 10 seasons (2 WNIT, 8 NCAA).
- School-record eighth consecutive NCAA Tournament appearances.
- Three NCAA Elite Eight finishes (2010, 2012 and 2013)
- Five Sweet 16 appearances the last seven years, one of seven schools nationally to claim that honor.
- Led UK to its first SEC Regular Season Championship in 30 years during the 2011-12 season.
- Nine top-four finishes in the SEC (2008, 2010, 2011, 2012, 2013, 2014, 2015, 2016, 2017).
- Four SEC Tournament title game appearances (2010, 2011, 2013, 2014).
- A school-record 132 consecutive appearances in the AP Top 25 poll (2009 to 2016)
- Six 25-win seasons
- Compiled an impressive 147-28 (.840) mark at home, including a 126-15 (.893) record since the 2009-10 season.
- Led UK to a school-record 30 wins in 2012-13.
- Led UK to a school-record 13 SEC wins in 2011-12 and 2012-13.
- Sixteen NCAA Tournament wins.
- Forty-seven wins over ranked opponents, including 15 over the top 10.
- Six consecutive top-20 recruiting classes (2010-2015), including the nation's fifth-ranked class in 2009-10 and 2012-13.
- Has coached 16 All-Conference Performers, including two who were named SEC Player of the Year in Victoria Dunlap (twice) and A'dia Mathies (twice), two who were SEC Freshman of the Year winners in A'dia Mathies and Brianna Goss, and two SEC (Co) 6th Women of the Year winners in Keyla Snowden and Jennifer O'Neill (twice).
- A UK player won the AP SEC Player of the Year four straight seasons, the first SEC school to accomplish that feat.
- Under his leadership, 34 different players have been named to the SEC Academic Honor Roll, including just the second State Farm/WBCA All-American in school history in Victoria Dunlap and one player (Chelsea Chowning) was named an Academic All-American, the first in school history.
- Five WNBA draft picks, including three in the first round (Evelyn Akhator, Victoria Dunlap and A'dia Mathies).



MOREHEAD STATE • 2005-06

Record: 16-13 (10-10 OVC)

Nov. 19	Pikeville College	101-53	Won	(H)
Nov. 21	College of Charleston	66-50	Won	(H)
Nov. 28	Kentucky Christian	103-46	Won	(H)
Nov. 30	Marshall	53-66	Lost	(H)
Dec. 3	Binghamton	66-61	Won	(H)
*Dec. 8	Austin Peay	81-75	Won	(A)
*Dec. 10	Murray State &	74-85	Lost	(A)
Dec. 19	Mississippi State 1	65-78	Lost	(A)
Dec. 20	Centenary 1	67-51	Won	(N)
*Jan. 2	Tennessee State	64-50	Won	(A)
*Jan. 7	Tennessee Tech	66-79	Lost	(A)
*Jan. 9	Eastern Illinois	56-55	Won	(H)
*Jan. 12	Eastern Kentucky	62-58	Won	(H)
*Jan. 14	Tennessee-Martin	58-48	Won	(A)
*Jan. 19	Samford	49-51	Lost	(H)
*Jan. 21	Jacksonville State	62-71	Lost	(H)
*Jan. 26	Southeast Missouri	50-62	Lost	(A)
*Jan. 28	Eastern Illinois	68-69 (OT)	Lost	(A)
*Jan. 30	Tennessee Tech	59-60	Lost	(H)
*Feb. 6	Eastern Kentucky	60-67	Lost	(A)
*Feb. 9	Southeast Missouri	43-58	Lost	(H)
*Feb. 11	Murray State	71-69	Won	(H)
*Feb. 13	Tennessee-Martin	62-52	Won	(H)
*Feb. 16	Samford	57-60	Lost	(A)
*Feb. 18	Jacksonville State	82-75	Won	(A)
*Feb. 23	Tennessee State	70-58	Won	(H)
*Feb. 25	Austin Peay	63-52	Won	(H)
Feb. 28	Austin Peay 2	81-78 (OT)	Won	(A)
March 3	Tennessee-Tech 2	66-80	Lost	(N)

* OVC game

1 - Mississippi State Classic

2 - OVC Tournament game

& Game later forfeited to Morehead State

MOREHEAD STATE • 2006-07

Record: 14-16 (13-7 OVC)

Nov. 11	Evansville	67-85	Lost	(A)
Nov. 17	Grambling State 1	75-52	Won	(N)
Nov. 18	Eastern Michigan	66-90	Lost	(A)
Nov. 21	Marshall	62-65	Lost	(A)
Nov. 25	IUPUI	61-68	Lost	(H)
Nov. 27	Florida	54-86	Lost	(A)
Nov. 29	Western Kentucky	52-71	Lost	(H)
Dec. 2	Xavier	55-72	Lost	(A)
*Dec. 7	Austin Peay	66-61	Won	(H)
*Dec. 9	Murray State	54-76	Lost	(H)
*Dec. 18	Tennessee-Martin	57-73	Lost	(A)
*Dec. 20	Eastern Illinois	88-76	Won	(A)
*Jan. 2	Tennessee State	68-55	Won	(H)
*Jan. 6	Tennessee Tech	57-54	Won	(H)
*Jan. 11	Eastern Ky.	91-88 (2OT)	Won	(A)
*Jan. 13	Tennessee-Martin	67-47	Won	(H)
*Jan. 18	Samford	60-57	Won	(A)
*Jan. 20	Jacksonville State	77-74	Won	(A)
*Jan. 24	Southeast Missouri	68-58	Won	(H)
*Jan. 27	Eastern Illinois	71-59	Won	(H)
*Jan. 29	Tennessee Tech	51-59	Lost	(A)
*Feb. 1	Eastern Kentucky	82-72	Won	(H)
Feb. 3	Virginia Tech	64-77	Lost	(A)
*Feb. 8	Southeast Missouri	70-84	Lost	(A)
*Feb. 10	Murray State	57-71	Lost	(A)
*Feb. 15	Samford	48-58	Lost	(H)
*Feb. 17	Jacksonville State	83-57	Won	(H)
*Feb. 22	Tennessee State	77-65	Won	(A)
*Feb. 24	Austin Peay	66-74	Lost	(A)
Feb. 27	Tennessee-Martin	57-61	Lost	(H)

* OVC game

1 - EMU Eagle Classic

KENTUCKY • 2007-08

WNIT (Quarterfinals)

Record: 17-16 (8-6 SEC, T4th)

Nov. 10	South Carolina Upstate	74-59	Won	(H)
Nov. 14	#14/13 George Wash.	65-75	Lost	(A)
Nov. 18	Florida Atlantic	61-53	Won	(H)
Nov. 23	vs. Minnesota 1	80-92	Lost	(N)
Nov. 24	vs. No. 21/22 Texas 1	62-70	Lost	(N)
Nov. 25	vs. Lipscomb 1	76-55	Won	(N)
Nov. 30	WKU !	74-78 (OT)	Lost	(H)
Dec. 4	William & Mary	75-44	Won	(H)
Dec. 8	Michigan	59-63	Lost	(A)
Dec. 20	Louisville !	65-80	Lost	(H)
Dec. 28	#23 Old Dominion	62-71	Lost	(H)
Dec. 30	South Alabama	66-56	Won	(A)
Jan. 1	Xavier	46-51	Lost	(H)
Jan. 7	Wofford	67-57	Won	(H)
Jan. 10	* Florida	60-58	Won	(H)
Jan. 13	* Mississippi State	64-60	Won	(A)
Jan. 17	* #2 Tennessee	40-65	Lost	(H)
Jan. 20	* #20/18 Auburn	62-55	Won	(H)
Jan. 24	* South Carolina	66-62	Won	(A)
Jan. 27	* #9 LSU !	46-72	Lost	(H)
Jan. 31	* #17/14 Georgia	47-44	Won	(A)
Feb. 3	* #2 Tennessee	51-79	Lost	(A)
Feb. 7	* Ole Miss !	59-54	Won	(H)
Feb. 14	* #25 Vanderbilt	66-49	Lost	(A)
Feb. 17	* Alabama	64-44	Won	(H)
Feb. 21	* #6 LSU	48-52	Lost	(A)
Feb. 24	* Arkansas	59-56	Won	(A)
March 2	* South Carolina !	57-65	Lost	(H)
March 7	No. 23/21 Georgia 2	57-50	Won	(N)
March 8	No. 7/6 LSU 2	49-66	Lost	(N)
March 21	Middle Tennessee 3	68-66 (OT)	Won	(H)
March 26	James Madison 3	84-75	Won	(H)
March 30	Marquette 3	64-69	Lost	(H)

* SEC game

! - Rupp Arena

1 - Rainbow Wahine Classic - Honolulu, Hawaii
(Stan Sheriff Center)

2 - SEC Tournament - Nashville, Tenn.
(Gaylord Entertainment Center)

3 - WNIT Lexington, Ky. (Memorial Coliseum)

KENTUCKY • 2008-09

WNIT (Second Round)

Record: 16-16 (5-9 SEC, T9th)

Nov. 15	Michigan	60-70	Lost	(H)
Nov. 17	Cincinnati	58-55	Won	(H)
Nov. 23	George Washington	67-48	Won	(H)
Nov. 28	Yale 1	87-82	Won	(N)
Nov. 29	Long Island 1	46-43	Won	(A)
Dec. 2	#23/25 Xavier	44-67	Lost	(A)
Dec. 4	Western Kentucky	57-66	Lost	(A)
Dec. 6	Furman	74-35	Won	(H)
Dec. 12	East Tennessee State	50-59	Lost	(H)
Dec. 14	#12/13 Louisville	59-75	Lost	(A)
Dec. 19	Alabama A&M	65-45	Won	(H)
Dec. 21	UC-Santa Barbara	69-58	Won	(H)
Dec. 30	IUPUI	82-60	Won	(H)
Jan. 1	North Carolina A&T	72-63	Won	(H)
Jan. 3	Miami (OH)	80-55	Won	(A)
Jan. 8	* Tennessee	64-69	Lost	(A)
Jan. 11	* Arkansas	72-63	Won	(H)
Jan. 15	* Alabama	67-57	Won	(A)
Jan. 18	* Mississippi State	45-52	Lost	(H)
Jan. 25	* LSU	56-59	Lost	(H)
Jan. 29	* #12/16 Florida	59-74	Lost	(A)
Feb. 1	* Ole Miss	60-69	Lost	(A)
Feb. 5	* South Carolina	61-47	Won	(H)
Feb. 8	* #20/22 Vanderbilt	62-72	Lost	(H)
Feb. 12	* #5/4 Auburn	69-81	Lost	(A)
Feb. 19	* #13/19 Tennessee	66-56	Won	(H)

Feb. 22	* LSU	56-57	Lost	(A)
Feb. 26	* Georgia	57-61	Lost	(H)
March 1	* South Carolina	70-53	Won	(A)
March 5	Georgia 2	64-82	Lost	(N)
March 19	Chattanooga 3	81-76 (OT)	Won	(H)
March 22	Wisconsin 3	45-49	Lost	(A)

1 - Courtyard LaGuardia Turkey Classic - Brooklyn, N.Y.

(Wellness, Recreation and Athletic Center)

2 - SEC Tournament - North Little Rock, Ark. (Alltel Arena)

3 - WNIT Tournament (Campus Sites)

* SEC game

KENTUCKY • 2009-10

NCAA Tournament (Elite Eight)

Record: 28-8 (11-5 SEC, 3rd)

Nov. 13	Boston	92-58	Won	(H)
Nov. 15	Butler	87-66	Won	(H)
Nov. 17	Morehead State	72-55	Won	(A)
Nov. 22	Chattanooga	65-55	Won	(H)
Nov. 25	UC-Santa Barbara	68-54	Won	(A)
Nov. 28	McNeese State	85-50	Won	(H)
Dec. 01	Miami (OH)	107-53	Won	(H)
Dec. 04	Cincinnati	68-57	Won	(A)
Dec. 13	Florida A&M	91-39	Won	(H)
Dec. 20	Louisville	101-67	Won	(H)
Dec. 22	UT-Martin	87-47	Won	(H)
Dec. 28	Middle Tennessee	51-57	Lost	(A)
Jan. 1	Mississippi Valley State	93-48	Won	(H)
Jan. 7	#8/8 Georgia	60-61 (OT)	Lost	(A)
Jan. 10	#17/16 Vanderbilt	63-53	Won	(H)
Jan. 14	South Carolina	71-79	Lost	(A)
Jan. 17	Alabama	88-63	Won	(H)
Jan. 21	Arkansas	69-52	Won	(H)
Jan. 24	Auburn	68-50	Won	(H)
Jan. 28	#18/19 LSU	71-62	Won	(A)
Jan. 31	Mississippi State	69-59	Won	(A)
Feb. 4	Ole Miss	80-66	Won	(H)
Feb. 7	Arkansas	71-57	Won	(A)
Feb. 11	#19/18 Georgia	64-48	Won	(H)
Feb. 14	#RV/No. 22 Vanderbilt	55-68	Lost	(A)
Feb. 18	Florida	77-51	Won	(H)
Feb. 21	South Carolina	71-50	Won	(H)
Feb. 25	#4/4 Tennessee	65-81	Lost	(A)
Feb. 28	Auburn	53-65	Lost	(A)
March 5	Auburn 1	65-54	Won	(N)
March 6	Mississippi State 1	76-65	Won	(N)
March 7	#4/4 Tennessee 1	62-70	Lost	(N)
March 20	Liberty 2	83-77	Won	(N)
March 22	#24/25 Michigan State 2	70-52	Won	(N)
March 28	#4/4 Nebraska 2	76-67	Won	(N)
March 30	#12/12 Oklahoma 2	68-88	Lost	(N)

1 - SEC Tournament, Duluth Ga.

(The Arena at Gwinnett Center)

2 - NCAA 1st & 2nd Rounds, Louisville, Ky. (Freedom Hall)

3 - NCAA Regionals, Kansas City, Mo. (Sprint Center)

* SEC game

KENTUCKY • 2010-11

NCAA Tournament (2nd Round)

Record: 25-9 (11-5 SEC, 2nd)

Nov. 10	Morehead State	82-48	Won	(H)
Nov. 14	Miami	84-71	Won	(A)
Nov. 21	#12/12 Notre Dame	81-76	Won	(H)
Nov. 26	Murray State 1	91-59	Won	(N)
Nov. 27	Southern Miss 1	79-60	Won	(A)
Dec. 5	Louisville	52-78	Lost	(A)
Dec. 7	Tennessee Tech	77-53	Won	(H)
Dec. 11	Chattanooga	79-64	Won	(A)
Dec. 18	Alabama A&M	84-58	Won	(H)
Dec. 21	Arkansas Pine-Bluff	107-35	Won	(H)
Dec. 29	Middle Tennessee	81-72	Won	(H)
Dec. 30	UT-Martin	68-47	Won	(H)
Jan. 4	#3/3 Duke	48-54	Lost	(A)

Jan. 6	#25 Arkansas	67-78	Lost	(A)
Jan. 9	Georgia	59-61	Lost	(H)
Jan. 13	South Carolina	66-48	Won	(H)
Jan. 16	Mississippi State	72-60	Won	(H)
Jan. 20	Florida	59-58	Lost	(A)
Jan. 23	Vanderbilt	78-68	Won	(H)
Jan. 27	Ole Miss	74-68	Won	(A)
Jan. 30	Alabama	82-69	Won	(A)
Feb. 3	Auburn	69-38	Won	(H)
Feb. 7	#4/4 Tennessee	67-73	Lost	(H)
Feb. 10	South Carolina	61-66	Lost	(A)
Feb. 13	LSU	49-47	Won	(H)
Feb. 17	Georgia	51-69	Lost	(A)
Feb. 20	Vanderbilt	80-71	Won	(H)
Feb. 24	Arkansas	55-54	Won	(H)
Feb. 27	Auburn	76-62	Won	(A)
Feb. 4	LSU 2	60-58	Won	(N)
Feb. 5	Vanderbilt 2	69-56	Won	(N)
Feb. 6	#4/4 Tennessee 2	65-90	Lost	(N)
Feb. 19	Hampton 3	66-62 (OT)	Won	(N)
Feb. 21	#14/4 North Carolina 3	74-86	Lost	(N)

1 - Lady Eagle Thanksgiving Classic, Hattiesburg, Miss. (Reed Green Coliseum)

2 - SEC Tournament, Nashville, Tenn. (Bridgestone Arena)

3 - NCAA Tournament First & Second Rds, Albuquerque, N.M. (The Pit)

KENTUCKY • 2011-12

SEC Regular Season Champions NCAA Tournament (Elite Eight) Record: 28-7 (13-3 SEC, 1st)

Nov. 11	Morehead State	96-60	Won	(A)
Nov. 15	Jacksonville State	100-25	Won	(H)
Nov. 17	Northeastern	81-47	Won	(H)
Nov. 19	Southern Miss	88-71	Won	(H)
Nov. 23	Nebraska Omaha	81-48	Won	(H)
Nov. 25	Sam Houston State	73-52	Won	(H)
Nov. 27	Mississippi Valley State	90-51	Won	(H)
Dec. 4	#10/11 Louisville	74-54	Won	(H)
Dec. 8	#6/5 Duke !	72-65	Won	(H)
Dec. 11	Arkansas-Pine Bluff	101-43	Won	(H)
Dec. 18	#3/3 Notre Dame	83-92	Lost	(A)
Dec. 21	Samford	90-61	Won	(H)
Dec. 28	Middle Tennessee	58-70	Lost	(A)
Jan. 1	Florida	59-56	Won	(A)
Jan. 5	Arkansas	84-72	Won	(H)
Jan. 8	Mississippi State	88-40	Won	(H)
Jan. 12	#6/7 Tennessee	61-60	Won	(H)
Jan. 15	#24/rv South Carolina	66-58	Won	(A)
Jan. 19	#15/14 Georgia	69-64	Won	(A)
Jan. 22	Florida	57-52	Won	(H)
Jan. 26	Auburn	66-48	Won	(A)
Jan. 29	Alabama	82-68	Won	(H)
Feb. 2	Ole Miss	82-41	Won	(H)
Feb. 5	LSU	51-61	Lost	(A)
Feb. 13	#13/11 Tennessee	54-91	Lost	(H)
Feb. 16	Alabama	75-77	Lost	(A)
Feb. 20	RV/#24 Vanderbilt	70-61	Won	(H)
Feb. 23	South Carolina	53-50	Won	(H)
Feb. 26	Mississippi State	76-40	Won	(A)
March 2	Florida *	71-67	Won	(N)
March 3	LSU *	61-72	Lost	(N)
March 17	McNeese State **	68-62	Won	(N)
March 19	#10/10 Green Bay **	65-62	Won	(N)
March 25	RV/#24 Gonzaga ***	79-62	Won	(N)
March 27	#3/3 Connecticut ***	65-80	Lost	(N)

! - Game played in Rupp Arena

* - SEC Tournament, Nashville, Tenn. (Bridgestone Arena)

** - NCAA 1st & 2nd Rounds, Ames, Iowa (Hilton Coliseum)

*** - NCAA Regional, Kingston, R.I. (Ryan Center)

KENTUCKY • 2012-13

NCAA Tournament (Elite Eight) Record: 30-6 (13-3 SEC, 2nd)

Nov. 10	Delaware State	96-50	Won	(H)
Nov. 13	Baylor #1/1	51-85	Lost	(A)
Nov. 17	High Point	80-46	Won	(H)
Nov. 23	Morehead State	73-37	Won	(H)
Nov. 25	USC Upstate	100-34	Won	(H)
Nov. 28	Miami (Ohio)	92-53	Won	(H)
Dec. 2	#7/6 Louisville	48-47	Won	(A)
Dec. 7	DePaul !	96-64	Won	(H)
Dec. 9	Middle Tennessee	68-46	Won	(H)
Dec. 18	Pepperdine	80-62	Won	(A)
Dec. 21	UC Santa Barbara	66-38	Won	(A)
Dec. 30	Marist	78-56	Won	(H)
Jan. 3	Florida	76-69	Won	(H)
Jan. 6	Alabama	87-70	Won	(A)
Jan. 10	#20/21 Texas A&M	65-62	Won	(H)
Jan. 13	Missouri	69-43	Won	(A)
Jan. 17	Mississippi State	100-47	Won	(H)
Jan. 20	Auburn	97-53	Won	(H)
Jan. 24	#18/14 South Carolina	50-55	Lost	(A)
Jan. 27	LSU	73-60	Won	(H)
Feb. 3	#13/14 Georgia	71-75	Lost	(H)
Feb. 7	Arkansas	80-74 (OT)	Won	(A)
Feb. 10	Vanderbilt	75-53	Won	(A)
Feb. 14	#16/14 South Carolina	78-74	Won	(H)
Feb. 18	#10/13 Texas A&M	70-66	Won	(A)
Feb. 24	LSU	72-77	Lost	(A)
Feb. 28	Ole Miss	90-65	Won	(A)
March 3	#8/8 Tennessee	78-65	Won	(H)
March 8	Vanderbilt *	76-65	Won	(N)
March 9	#12/12 Georgia *	60-38	Won	(N)
March 10	#19/19 Texas A&M *	67-75	Lost	(N)
March 24	Navy **	61-41	Won	(N)
March 26	#18/15 Dayton **	84-70	Won	(N)
March 30	#15/16 Delaware ***	69-62	Won	(N)
April 1	#3/3 Connecticut ***	53-83	Lost	(N)

! - Game played in Rupp Arena

* - SEC Tournament, Duluth, Ga. (The Arena at Gwinnett Center)

** - NCAA 1st & 2nd Rounds, Queens, N.Y. (Carnesecca Arena)

*** - NCAA Regional, Bridgeport, Conn. (Webster Bank Arena)

KENTUCKY • 2013-14

NCAA Tournament (Sweet 16) Record: 26-9 (10-6 SEC, 4th)

Nov. 8	Marist	75-61	Won	(A)
Nov. 10	Wagner	96-57	Won	(A)
Nov. 13	GEORGIA SOUTHERN	103-38	Won	(H)
Nov. 17	CENTRAL MICHIGAN	96-74	Won	(H)
Nov. 21	LIPSCOMB	116-49	Won	(H)
Nov. 24	Middle Tennessee	84-72	Won	(A)
Nov. 27	BRADLEY	117-77	Won	(H)
Dec. 1	#3/4 LOUISVILLE	69-64	Won	(H)
Dec. 6	#9/9 Baylor *	133-130	Won	(N)
Dec. 12	DePaul	96-85	Won	(A)
Dec. 15	EAST TENNESSEE ST	73-56	Won	(H)
Dec. 22	#2/2 DUKE !	61-69	Lost	(H)
Dec. 29	GRAMBLING STATE	109-46	Won	(H)
Jan. 2	Alabama	85-63	Won	(A)
Jan. 5	FLORIDA	73-83	Lost	(H)
Jan. 9	#10/11 South Carolina	59-68	Lost	(A)
Jan. 12	MISSOURI	80-69	Won	(H)
Jan. 19	Auburn	73-71	Won	(A)
Jan. 23	ALABAMA	55-57	Lost	(H)
Jan. 26	ARKANSAS	68-58	Won	(H)
Jan. 30	Georgia	56-58	Lost	(A)
Feb. 2	#14/14 LSU	63-56	Won	(H)
Feb. 9	Florida	80-86	Lost	(A)
Feb. 13	OLE MISS	108-78	Won	(H)
Feb. 16	#8/8 Tennessee	75-71	Won	(A)

Feb. 20	#4/6 SO. CAROLINA	58-81	Lost	(H)
Feb. 23	#16/13 Texas A&M	83-74	Won	(A)
Feb. 27	Mississippi State	81-74 (OT)	Won	(A)
March 2	VANDERBILT	65-63	Won	(H)
March 7	FLORIDA **	75-70	Won	(N)
March 8	#5/7 South Carolina **	68-58	Won	(N)
March 9	#6/6 Tennessee **	70-71	Lost	(N)
March 22	Wright State ***	106-60	Won	(H)
March 24	Syracuse ***	64-59	Won	(H)
March 29	#5/6 Baylor ***	72-90	Lost	(N)

* - Doubleheader with UK men's basketball - AT&T Stadium (Arlington, Texas)

** - SEC Tournament - Duluth, Ga. (Gwinnett Center)

*** - NCAA First & Second Rds - Lexington, Ky. (Memorial Coliseum)

**** - NCAA Regionals - March 29 - South Bend, Ind. (Purcell Pavilion)

KENTUCKY • 2014-15

NCAA Tournament (2nd Round) Record: 24-10 (10-6 SEC, 6th)

Nov. 14	APPALACHIAN STATE	111-74	Won	(H)
Nov. 17	#8/9 BAYLOR !	74-64	Won	(H)
Nov. 19	MOREHEAD STATE	91-62	Won	(H)
Nov. 22	CENTRAL MICHIGAN	71-68	Won	(A)
Nov. 27	Illinois 1	71-77	Lost	(N)
Nov. 28	Oklahoma 1	92-88 (OT)	Won	(N)
Nov. 29	South Florida 1	61-57	Won	(N)
Dec. 3	NORTHERN KENTUCKY	82-64	Won	(H)
Dec. 7	#7/7 Louisville	77-68	Won	(A)
Dec. 12	MIDDLE TENNESSEE	78-62	Won	(H)
Dec. 14	BELMONT	71-55	Won	(H)
Dec. 21	#13/13 Duke	68-89	Lost	(A)
Dec. 28	TENNESSEE STATE	87-75	Won	(H)
Jan. 2	Alabama*	78-66	Won	(A)
Jan. 4	OLE MISS*	64-58	Won	(H)
Jan. 8	AUBURN*	78-57	Won	(H)
Jan. 11	#1/1 South Carolina*	60-68	Lost	(A)
Jan. 15	FLORIDA*	62-56	Won	(H)
Jan. 18	LSU*	79-84	Lost	(A)
Jan. 25	Missouri*	83-69	Won	(A)
Jan. 29	#6/6 TENNESSEE*	72-73	Lost	(H)
Feb. 1	#21/20 GEORGIA*	80-72	Won	(H)
Feb. 8	Vanderbilt *	82-68	Won	(A)
Feb. 12	#13/15 MISS. ST.*	92-90 (2OT)	Won	(H)
Feb. 15	#6/6 Tennessee*	58-72	Lost	(A)
Feb. 19	#15/15 TEXAS A&M*	69-81	Lost	(H)
Feb. 23	Ole Miss*	59-67	Lost	(A)
Feb. 26	ARKANSAS*	56-51	Won	(H)
March 1	#2/2 S. CAROLINA*	67-56	Won	(H)
March 5	Vanderbilt 2	67-61	Won	(N)
March 6	#11/13 Miss. State 2	*76-67	Won	(N)
March 7	#5/5 Tennessee 2	64-75	Lost	(N)
March 20	TENNESSEE STATE 3	97-52	Won	(H)
March 22	DAYTON 3	94-99	Lost	(H)

! = Game played in Rupp Arena - Lexington, Ky.

1 - Paradise Jam - St. Thomas, Virgin Islands (UVI Sports and Fitness Center)

2 - SEC Tournament - Little Rock, Ark. (Verizon Arena)

3 - NCAA Tournament, First & Second Rounds, Lexington, Ky. (Memorial Coliseum)

* - SEC game

KENTUCKY • 2015-16

NCAA Tournament (Sweet 16) Record: 25-8 (10-6 SEC, t4th)

Nov. 08	UNION (EXH)	95-63	Won	(H)
Nov. 13	RICE	72-39	Won	(H)
Nov. 15	at #15/15 Arizona State	68-64ot	Won	(A)
Nov. 18	MOREHEAD STATE	112-57	Won	(H)
Nov. 22	COLORADO	86-61	Won	(H)
Nov. 25	EASTERN MICHIGAN	89-67	Won	(H)
Nov. 29	JACKSON STATE	92-24	Won	(H)



Dec. 02	at Northern Kentucky	84-65	Won	(A)
Dec. 10	(rv) LOUISVILLE!	72-54	Won	(H)
Dec. 13	at Middle Tennessee	68-52	Won	(A)
Dec. 20	#13/11 DUKE!	71-61	Won	(H)
Dec. 28	TENNESSEE STATE	81-39	Won	(H)
Jan. 03	at (rv) Auburn	66-61	Lost	(A)
Jan. 07	ALABAMA	73-48	Won	(H)
Jan. 10	at (rv/rv) Georgia	64-53	Won	(A)
Jan. 14	#2/2 SOUTH CAROLINA	73-62	Lost	(H)
Jan. 17	AUBURN	54-47	Won	(H)
Jan. 21	at Ole Miss	73-65	Lost	(A)
Jan. 25	#18/21 TENNESSEE	64-63	Won	(H)
Jan. 28	VANDERBILT*	71-69	Lost	(H)
Jan. 31	at (rv/rv) Florida	85-79	Lost	(A)
Feb. 04	at #2/2 South Carolina	78-68	Lost	(A)
Feb. 07	LSU	70-58	Won	(H)
Feb. 14	at Vanderbilt	71-55	Won	(A)
Feb. 18	at #14/13 Miss. St.	83-60	Won	(A)
Feb. 21	ARKANSAS	77-63	Won	(H)
Feb. 25	#24/24 MISSOURI	69-59	Won	(H)
Feb. 28	at #13/13 Texas A&M	71-58	Won	(A)
March 03	vs. LSU*	79-71	Won	(N)
March 04	vs. #25/24 Florida*	92-69	Won	(N)
March 05	vs. #2/3 South Carolina*	93-63	Lost	(N)
March 19	vs. UNC Asheville**	85-31	Won	(H)
March 20	vs. Oklahoma**	79-58	Won	(H)
March 25	vs. Washington***	85-72	Lost	(N)

* SEC Tournament Veteran Memorial Arena (Jacksonville, Fla.)

** NCAA Tournament First and Second Rounds Memorial Coliseum (Lexington, Ky.)

*** NCAA Lexington Regional Rupp Arena (Lexington, Ky.)

KENTUCKY • 2016-17

NCAA Tournament (2nd Round)

Record: 22-11 (11-5 SEC, T3rd)

Nov. 11	#14 Miami (Fla.) *	82-66	Won	(H)
Nov. 12	Albany *	70-46	Won	(H)
Nov. 17	New Hampshire	92-43	Won	(H)
Nov. 19	Colorado	79-69	Loss	(A)
Nov. 23	Morehead State	74-47	Won	(H)
Nov. 27	Samford	80-57	Won	(H)
Dec. 1	#12 Oklahoma	82-68	Won	(H)
Dec. 4	#7 Louisville	69-67 (OT)	Loss	(A)
Dec. 9	Middle Tennessee	61-48	Won	(H)
Dec. 11	#23 Arizona St. !	73-71 (OT)	Loss	(H)
Dec. 18	Radford	59-36	Won	(H)
Dec. 21	Washington St.	69-67	Won	(H)
Dec. 29	#15 Duke	69-54	Loss	(A)
Jan. 1	Tennessee	72-65	Loss	(A)
Jan. 5	Missouri	64-62	Won	(H)
Jan. 8	Texas A&M	77-68	Loss	(H)
Jan. 12	Alabama	71-54	Won	(A)
Jan. 15	Georgia	82-61	Won	(H)
Jan. 19	LSU	55-42	Won	(A)
Jan. 22	Auburn	64-60	Won	(A)
Jan. 26	Ole Miss	89-57	Won	(H)
Jan. 30	Missouri	73-67	Loss	(A)
Feb. 2	#4 South Carolina	75-63	Loss	(H)
Feb. 5	Vanderbilt	71-63	Won	(H)
Feb. 9	Georgia	66-56	Won	(A)
Feb. 16	Arkansas	69-62	Won	(A)
Feb. 19	Florida	67-48	Won	(H)
Feb. 23	#3 Miss. State	78-75 (OT)	Won	(H)
Feb. 26	#7 South Carolina	95-87	Loss	(A)
Mar. 3	Alabama **	65-55	Won	(N)
Mar. 4	#5 South Carolina **	89-77	Loss	(N)
Mar. 17	Belmont ***	73-70	Won	(H)
Mar. 19	#11 Ohio State ***	82-68	Loss	(H)

! - Game played in Rupp Arena - Lexington, Ky.; * - Kentucky Classic - Lexington, Ky. (Memorial Coliseum); ** - SEC Tournament - Greenville, S.C. (Bon Secours Wellness Arena);

*** - NCAA First & Second Rounds - Lexington, Ky. (Memorial Coliseum)

MITCHELL VS. ALL OPPONENTS

	UK	Overall		UK	Overall
Alabama	11-2	11-2	Michigan	0-2	0-2
Alabama A&M	2-0	2-0	Michigan State	1-0	1-0
Albany	1-0	1-0	Middle Tennessee	6-2	6-2
Alcorn State	1-0	1-0	Minnesota	0-1	0-1
Appalachian State	1-0	1-0	Mississippi State	12-1	12-2
Arizona State	1-1	1-1	Mississippi Valley State	2-0	2-0
Arkansas	11-1	11-1	Missouri	5-1	5-1
Arkansas Pine-Bluff	2-0	2-0	Morehead State	7-0	7-0
Auburn	11-3	11-3	Murray State	1-0	2-3
Austin Peay	-	4-1	Navy	1-0	1-0
Baylor	2-2	2-2	Nebraska	1-0	1-0
Belmont	2-0	2-0	Nebraska Omaha	1-0	1-0
Binghamton	-	1-0	New Hampshire	1-0	1-0
Bradley	1-0	1-0	Northeastern	1-0	1-0
Boston	1-0	1-0	Northern Kentucky	2-0	2-0
Butler	1-0	1-0	North Carolina	0-1	0-1
Centenary	-	1-0	North Carolina A&T	1-0	1-0
Central Michigan	2-0	2-0	Notre Dame	1-1	1-1
Chattanooga	1-0	1-0	Ohio State	0-1	0-1
Cincinnati	2-0	2-0	Oklahoma	3-1	3-1
College of Charleston	-	1-0	Ole Miss	8-3	8-3
Colorado	1-1	1-1	Old Dominion	0-1	0-1
Connecticut	0-2	0-2	Pepperdine	1-0	1-0
Dayton	1-1	1-1	Pikeville College	-	1-0
Delaware	1-0	1-0	Radford	1-0	1-0
Delaware State	1-0	1-0	Rice	1-0	1-0
DePaul	2-0	2-0	Samford	2-0	3-3
Duke	2-4	2-4	Sam Houston State	1-0	1-0
East Tennessee State	1-1	1-1	South Alabama	1-0	1-0
Eastern Illinois	-	3-1	South Carolina	10-13	10-13
Eastern Kentucky	-	3-1	South Carolina-Upstate	2-0	2-0
Eastern Michigan	1-0	1-1	South Florida	1-0	1-0
Evansville	-	0-1	Southeast Missouri	-	1-3
Florida	11-4	11-5	Southern Miss	2-0	2-0
Florida Atlantic	1-0	1-0	Syracuse	1-0	1-0
Florida A&M	1-0	1-0	Tennessee	5-13	5-13
Furman	1-0	1-0	Tennessee-Chattanooga	2-0	2-0
Georgia	9-7	9-7	Tennessee-Martin	2-0	5-2
Georgia Southern	1-0	1-0	Tennessee State	3-0	3-0
George Washington	1-1	1-1	Tennessee Tech	1-0	2-4
Gonzaga	1-0	1-0	Texas	0-1	0-1
Grambling State	1-0	2-0	Texas A&M	4-3	4-3
Green Bay	1-0	1-0	UC Santa Barbara	3-0	3-0
Hampton	1-0	1-0	UNC Asheville	1-0	1-0
High Point	1-0	1-0	Vanderbilt	12-4	12-4
Illinois	0-1	0-1	Virginia Tech	-	0-1
IUPUI	1-0	1-1	Wagner	1-0	1-0
Jackson State	1-0	1-0	Washington	0-1	0-1
Jacksonville State	1-0	4-1	Washington State	1-0	1-0
James Madison	1-0	1-0	Western Kentucky	0-2	0-3
Kentucky Christian	-	1-0	William & Mary	1-0	1-0
Liberty	1-0	1-0	Wisconsin	0-1	0-1
Lipscomb	2-0	2-0	Wright State	1-0	1-0
Long Island	1-0	1-0	Wofford	1-0	1-0
LSU	8-8	8-8	Xavier	0-2	0-3
Louisville	6-4	6-4	Yale	1-0	1-0
Marist	2-0	2-0	Total	241-100	271-129
Marshall	-	0-2			
Marquette	0-1	0-1			
McNeese State	2-0	2-0			
Miami (Flo.)	1-0	1-0			
Miami Ohio	4-0	4-0			





KYRA ELZY

ASSOCIATE HEAD COACH
SECOND SEASON
SIXTH OVERALL AT KENTUCKY

COACHING CAREER

2016-present – Kentucky, associate head coach
2015-2016 – Tennessee, associate head coach
2012-2015 – Tennessee, assistant coach
2010-2012 – Kentucky, associate head coach
2008-2010 – Kentucky, assistant coach
2004-2008 – Kansas, assistant coach
2002-2004 – WKU, assistant coach

PERSONAL

Birthday: Aug. 17
Hometown: LaGrange, Ky.
High School: Oldham County H.S.
College: Tennessee, 1999; Tennessee 2001
Degrees: Bachelor's degree in psychology;
master's degree in cultural studies and
education with an emphasis in sports psychology
Spouse: Dexter Lander
Children: Jackson (Born 2016)

PLAYING CAREER AT TENNESSEE

Member of two national championship teams (1997 & 1998) and a national runner-up squad (2000) ... Played in 126 games and earned the Holly Warlick Defensive Player of the Year Award in 1997 and the Unsung Hero Award in 1998 ... Fifth freshman in UT history to starter her first career game ... First Tennessee player to earn her master's degree while still playing ... Three-time Lady Vol Academic Achiever.



When you think of the growth of Kentucky women's basketball the past decade its hard to not think about current associate head coach Kyra Elzy, a native Kentuckian who previously spent four seasons on Matthew Mitchell's Kentucky staff as an assistant coach and associate head coach before returning to the staff before the 2016-17 season. This is Elzy's sixth overall season as an assistant coach at Kentucky and her second in her current stint.

Elzy's return to the program was noticed immediately as the 2016-17 team along with the talented 2017 signing class had her influence. Most notably, along with assistant coach Niya Butts and head coach Matthew Mitchell, Elzy installed a zone defense for the Wildcats last season that helped Kentucky become multiple on the defensive end and also limited UK's foul trouble with a short roster as the Wildcats only fouled 14 times per game. The 2016-17 team won 20 games, advanced to the NCAA Tournament and finished with a No. 14 RPI after playing the second toughest schedule in the nation.

With her help, two Wildcats had All-America seasons in 2016-17 in post Evelyn Akhator and guard Makayla Epps. Both earned first-team All-SEC honors and were named honorable mention All-America by multiple outlets. After the season was over, Akhator became the highest draft pick in program history, going third overall to the Dallas Wings in the 2017 WNBA Draft, while Epps went 33rd overall to the Chicago Sky in the same draft. It marked the first time in program history that two UK players had been drafted in the same draft.

When Elzy arrived on campus in the summer of 2016, the Wildcats had only one committed recruit in the 2017 class and Elzy went straight to work signing a top-20 class that included four talented high school stars and one junior college transfer.

A native of LaGrange, Ky., and star player for Oldham County High School, Elzy is very familiar with the Kentucky program having helped the Wildcats to a successful stretch from 2008-2012. Elzy started her time in Lexington as an assistant coach before being promoted to associate head coach, when she ran Kentucky's recruiting operation and produced unmatched results with three straight top-10 recruiting classes and four McDonald's High School All-Americans.

During her four years with the Wildcats, Elzy helped Kentucky earn three straight NCAA Tournament appearances, including two Elite Eight showings. Her final season, Elzy helped the Wildcats win a school-record 13 league games en route to the 2012 Southeastern Conference regular season championship – the first for the program in 30 years. In her final three years with the program, Kentucky won 81 games, including 35 SEC wins and 12 wins against ranked opponents.

Elzy was in charge of coaching Kentucky's guards in her first stint, helping lead A'dia Mathies to the SEC Freshman of the Year award in 2010 and USBWA and Associated Press All-America honors in 2012. Elzy also helped coach one of the best players in program history in Victoria Dunlap, who was named an All-American and SEC Player of the Year in 2011 before being selected 11th overall in the 2011 WNBA Draft by the Washington Mystics – the highest draft pick at the time in program history.

Elzy returned to the Commonwealth after a four-year stint with her alma mater at Tennessee, where she served as assistant coach for three seasons and associate head coach her final year. During her four

seasons in Knoxville, the Lady Vols won over 100 games, two SEC regular season championships, one SEC Tournament title and three Elite Eight finishes. As the UT recruiting coordinator, Elzy helped bring in the No. 3 recruiting class in the country in 2013 and the nation's No. 6 signing class in 2014 and 2015. Off the court, Elzy was selected as the 2013 keynote speaker for UT's fifth-annual Multicultural Student Symposium.

Prior to her first stop in Lexington, Elzy was an assistant coach at Kansas for four seasons, helping KU land its first top-20 signing class in 2007 under head coach Bonnie Henrickson. She also helped KU earn two postseason bids in her four seasons. In 2006-07, KU finished 17-16 overall and advanced to the third round of the Women's National Invitation Tournament while guard Danielle McCray was named Big 12 honorable mention.

Elzy's first college coaching stop was at Western Kentucky University for two seasons under head coach Mary Taylor Cowles. While in Bowling Green, Elzy coordinated WKU's recruiting effort and also worked with the team's guards. The Lady Toppers posted 20-plus wins in both of her seasons at WKU, winning the Sun Belt Conference championship and advancing to the NCAA Tournament during the 2002-03 season. Elzy helped coach Sun Belt Player of the Year Shala Reese and Newcomer of the Year Tiffany Porter-Talbert. In 2003-04, WKU was the Sun Belt runner-up and advanced to the quarterfinals of the WNIT.

Before coaching, Elzy spent one year as an administrative assistant under Henrickson at Virginia Tech. She was responsible for team travel, scheduling community service events and working with the women's basketball summer camps.

As a student-athlete, Elzy played under Hall of Famer Pat Summitt at Tennessee. The four-year letterwinner, who actually spent five seasons in a Lady Vols uniform after missing the 1998-99 season with

an injury, was a member of two national championship teams (1997 and 1998) and a national runner-up squad (2000). During her time in Knoxville, she played in 126 games and earned the Holly Warlick Defensive Player of the Year award in 1997 and the Unsung Hero Award in 1998.

Elzy became just the fifth freshman in Tennessee history to start her first game as a Lady Vol when she started at guard in the 1996-97 season opener against Austin Peay. She also earned another distinction during her playing career, becoming the first Tennessee player to earn her master's degree while still playing.

Excelling in the classroom, Elzy was named to the 2000 and 2001 SEC All-Academic teams. She was a three-time Lady Vol Academic Achiever, a distinction given to student-athletes who maintain a 3.0 grade point average for the year and earned Tennessee's Dean's List honors each semester while in graduate school.

A 1996 graduate of Oldham County High School, Elzy guided the Lady Colonels to four district championships, two regional titles and a state semifinals appearance during her prep career. Her outstanding prep career earned her induction into the Kentucky Lions Club Hall of Fame in 2009, while she was inducted into the Kentucky Athletic Hall of Fame in June 2017.

Elzy holds a bachelor's degree in psychology and a master's in cultural studies in education with an emphasis in sports psychology from Tennessee. Elzy married Dexter Lander in August 2012. The couple has one son, Jackson, who was born in 2016.





NIYA BUTTS

ASSISTANT COACH

SECOND SEASON

SEVENTH OVERALL AT KENTUCKY

COACHING CAREER

2016-Present – Kentucky, assistant coach
2008-2016 – Arizona, head coach
2007-08 – Kentucky, associate head coach
2003-07 – Kentucky, assistant coach
2002-2003 – Michigan State, assistant coach
2000-2002 – Tennessee Tech, assistant coach

PERSONAL

Birthday: Jan. 10
Hometown: Americus, Ga.
High School: Americus High School
College: Tennessee, 2000; Tennessee Tech, 2002
Degrees: Bachelor's degree in social work and a minor in psychology; master's degree in education.

PLAYING CAREER AT TENNESSEE

Four-year letter winner ... Helped the Lady Vols advance to four straight NCAA tournaments, including back-to-back NCAA championship titles (1997 and 1998), NCAA runners-up (2000) and the Elite Eight (1999) ... With Butts' help, the Lady Vols also became three-time SEC Champions (1998, 1999, 2000) ... Played in 111 contests with three starts ... Three-time Academic All-SEC selection, including SEC Defensive Player of the Year in 1997.





Niya Butts (pronounced NIGH-ya), the former head coach at the University of Arizona, who prior to that stint served on Mickie DeMoss' and Matthew Mitchell's coaching staffs at Kentucky, is in her second season as an assistant coach on Mitchell's current staff. This is the seventh season that Butts has served as an assistant coach at Kentucky.

Butts' energy, enthusiasm and incredible recruiting reputation has and will continue to make a lasting impact on Mitchell's squads. Last season, Butts helped guide a short roster to 22 wins, a top-four finish in the Southeastern Conference and a national seed in the NCAA Tournament. Butts' focus on fundamentals helped Kentucky rank top 10 nationally in 2016-17 in fewest turnovers per game. On the recruiting trail, the Wildcats hauled in a top-20 class with four talented high school players and one junior college transfer to fill a talented roster for the 2017-18 season.

Behind Butts' guidance Evelyn Akhator and Makayla Epps earned All-America honors from multiple outlets and were both drafted in the 2017 WNBA Draft. Akhator went third overall - the highest draft pick in program history - while Epps went 33rd overall to the Chicago Sky.

This is Butts' second stint at Kentucky after serving as an assistant coach from 2003-07 and associate head coach during the 2007-08 season, which was her final in Lexington before being named head

coach at Arizona. The Americus, Ga., native served as the recruiting coordinator her final three seasons, bringing in two top-10 recruiting classes. In her final season, Butts helped Kentucky secure a winning SEC record for only the third time in program history and second in the last three seasons.

The Wildcats had plenty of success during Butts' first stint in Lexington, including a memorable 2005-06 season that saw UK defeat Tennessee for the first time in 20 years, rank in the top four of the SEC standings for the first time in 23 years and secure an NCAA Tournament appearance for the first time in seven seasons. The impressive year was the first of two straight 20-win seasons for UK, the first for the program since 1989-90, 1990-91.

As the recruiting coordinator, Butts brought great talent to the Bluegrass State and showed an ability to develop players as well. Butts' best class included stars Victoria Dunlap, Amber Smith and Carly Morrow. Dunlap, who eventually went on to be a two-time Associated Press SEC Player of the Year and two-time All-America honoree, still ranks third all-time in program history in scoring, fourth all-time in field goals made, second all-time in rebounds and blocks, and third all-time in steals. Smith finished her career as one of the best point guards in program history, ranking sixth all-time in assists, while Morrow hit over 100 career 3-pointers.

In addition to her recruiting success at UK, Butts

coached Kentucky's guards during her first stint on campus, helping develop key players Samantha Mahoney, who was a four-time All-SEC performer, and guard Carly Ormerod, who was named to the 2006 SEC All-Freshman Team. Mahoney's name is still scattered throughout UK's record book, sitting eighth in career games played, third in career games started, fifth with 1,601 career points and eighth with 113 3-pointers made.

Butts recently completed an eight-year stretch as the head coach at Arizona, leading the Wildcats to 21 wins during the 2010-11 season, which also marked the program's first postseason appearance since 2004-05. Arizona claimed 10 conference wins that season to earn the program's best Pac-12 finish since winning the Pac-12 regular-season title in 2004. The following season, the Wildcats posted an 11-1 start, which was the program's best start to a season in 11 years.

Butts coached several players at Arizona to all-conference honors, including guard Davellyn Whyte, who was the 16th overall pick in the 2013 WNBA Draft after earning four straight all-league honors - including Freshman of the Year in 2010 - and being named an AP Honorable Mention All-American in 2012. Two other players, forwards Ify Ibekwe and Soana Lucet, were named all-conference performers in 2011, with Ibekwe earning the Pac-12 Defensive Player of the Year that same season. Ibekwe was also named AP Honorable Mention All-America in 2009 after posting a team-high 16 double-doubles and leading the Pac-12 in rebounds per game.

Butts spent time at Tennessee Tech and Michigan State as an assistant coach before coming to Kentucky in 2003. In her lone season at Michigan State, she helped the Spartans make the NCAA Tournament for the first time since 1997. MSU finished with a 10-6 mark in the Big Ten and recorded wins over three nationally ranked teams, including two wins over top-10 teams for the first time in school history.

Prior to MSU, Butts spent two seasons as an assistant coach at Tennessee Tech, helping the Golden Eagles win the Ohio Valley Conference regular-season championship in both 2001 and 2002. Tech finished with a 24-6 overall mark in Butts' first season and compiled a 22-8 record and were the OVC co-champions with a 13-3 mark in her second year.

Butts played in 111 career games at Tennessee under Hall of Fame coach Pat Summitt. The forward was a four-year letterwinner from 1996 to 2000 and a member of the 1997 and 1998 NCAA Championship teams. The Lady Vols won the 1998, 1999 and 2000 SEC titles during her tenure and she was voted the SEC's Defensive Player of the Year in 1997. She also won the Lady Vols' Unsung Hero Award that season. Butts was a three-time Academic All-SEC selection and earned UT's Academic Achiever of the Week four times.

Butts graduated in 2000 with a bachelor's degree in social work and a minor in psychology. She received a master's degree in education from Tennessee Tech in 2002.





LIN DUNN

**ASSISTANT COACH
SECOND SEASON AT KENTUCKY**

COACHING CAREER

2016-Present – Kentucky, assistant coach
2008-2014 – Indiana Fever, head coach
2004-2007 – Indiana Fever, assistant coach
2000-2002 – Seattle Storm (WNBA), head coach/GM
1997-1998 – Portland Power (ABL), head coach
1987-96 – Purdue, head coach
1978-87 – Miami (Fla.), head coach
1977-78 – Ole Miss, head coach
1970-76 – Austin Peay, head coach

PERSONAL

Birthday: May 10
Hometown: Dresden, Tenn.
College: UT Martin, 1969
Degrees: Bachelor's degree in health and physical education.

LIFETIME HONORS/HOFS

Women's Basketball Hall of Fame; Tennessee Sports Hall of Fame; Indiana Basketball Hall of Fame; Purdue Athletics Hall of Fame; UT-Martin Hall of Fame; Austin Peay Athletic Hall of Fame; University of Miami (Fla.) Athletic Hall of Fame; 2016 Jostens-Berenson Lifetime Achievement Award in recognition of her lifelong commitment of service to women's basketball; 1992 USA Olympic Team assistant coach; Eight years on USA Basketball Team Selection Committee; President of the Women's Basketball Coaches Association.

WNBA COACHING CAREER

Began coaching in professional basketball in 1997 with the Portland Power and was named the American Basketball League's Coach of the Year in 1998 ... Moved to WNBA in 2000 and was the first coach and general manager of the Seattle Storm ... Joined the Indiana Fever staff as an assistant coach in 2004 before being promoted to head coach in 2008 ... Guided the Fever to seven straight playoff appearances, including the 2012 WNBA title ... In all, led the Fever to two WNBA Finals ... When she retired, she had 23 WNBA postseason wins, which was good for third all-time.



With over 40 years of coaching experience, including nearly three decades in the collegiate ranks and a Women's National Basketball Association championship title to her name, Lin Dunn has returned to the collegiate coaching ranks and is in her second season as an assistant coach with the Kentucky women's basketball team.

A member of the prestigious Women's Basketball Hall of Fame Class of 2014, Dunn is known worldwide as a pioneer for not only women's basketball but women's athletics. Before her retirement, Dunn coached 11 seasons in the WNBA and guided the Indiana Fever to the 2012 WNBA Championship. Dunn spent 25 years as a college head coach, winning 447 games and advancing to four Sweet 16s and one Final Four.

After a successful run in the college ranks, Dunn began coaching in professional basketball in 1997 with the Portland Power and was named the American Basketball League's Coach of the Year in 1998. Dunn then moved on to the WNBA in 2000 and was the first coach and general manager of the Seattle Storm, leading the young franchise to the playoffs in 2002.

In 2004, Dunn joined the Indiana Fever staff as an assistant coach before being promoted to head coach in 2008. Dunn guided the Fever to seven straight playoff appearances during her time as head coach, including the 2012 WNBA title. In all, Dunn led the Fever to two WNBA Finals and was one win away from reaching the final series for the third time in her last season in 2014. When she retired, Dunn had 23 WNBA postseason wins, which was good for third all-time.

Prior to her run in the WNBA, Dunn was the head coach at Purdue for nine seasons, leading the Boilermakers to one of the most successful runs in program history. In nine years in West Lafayette, Dunn won 206 games, leading Purdue to seven NCAA Tournaments, including its first trip in program history in 1989. She took Purdue to its first Final Four in 1994, an Elite Eight in 1995 and the Sweet 16 in 1990 and 1992. She coached three Big Ten Championship squads, including an outright title and the first in

Purdue history in 1991, and was named the Big Ten Coach of the Year in 1989 and 1991. Dunn mentored several Boilermaker standouts in her tenure, including a trio of first team all-Americans in Joy Holmes (1991), MaChelle Joseph (1992) and Stacey Lovelace (1995).

In 1978-79, Dunn was named head coach at Miami (Fla.), guiding the Hurricanes to their first-ever ranking in the Associated Press Top 20 in 1986 and its first Florida State Championship in 1981. The 1981 Florida Coach of the Year, Dunn's team went 24-15 that season and made its first postseason appearance in the AIAW Region III Championship. Her 1981-82 squad followed up on the previous seasons' success with a 19-10 record, and another berth into the AIAW postseason tournament. Dunn's seventh season resulted in her top win percentage at 21-7.

Dunn began her coaching career at Austin Peay in 1970 – before Title IX – as the physical education instructor, supervisor of the football and men's basketball cheerleaders, and the volunteer coach of the women's volleyball, basketball and tennis teams. The women's basketball team at Austin Peay posted winning seasons four times under Dunn, who left in 1977 to become the volleyball, tennis and basketball

coach at Ole Miss, where she posted a 25-15 record in basketball before leaving for Miami.

Dunn has had a decorated coaching career worldwide as she was an assistant coach for the 1992 USA Olympic team that captured the bronze medal in Barcelona and spent eight years on the USA Basketball Team Selection Committee. Dunn was also the President of the Women's Basketball Coaches Association in 1984-85.

She has left her impact wherever she has gone during her career as she is not only a member of the Women's Basketball Hall of Fame in Knoxville, Tenn., but also the Tennessee Sports Hall of Fame, Indiana Basketball Hall of Fame, Purdue Athletics Hall of Fame, UT-Martin Hall of Fame, Austin Peay Athletic Hall of Fame and University of Miami (Fla.) Athletic Hall of Fame. Dunn also earned the 2016 Jostens-Berenson Lifetime Achievement Award in recognition of her lifelong commitment of service to women's basketball.

The native of Dresden, Tenn., earned her bachelor's degree in health and physical education from UT-Martin in 1969 before completing her master's degree in physical education from Tennessee the following year.



WHAT THEY ARE SAYING ABOUT COACH DUNN ...

"Lin Dunn is an amazing choice. She is a wonderful person, coach and basketball mind. She is passionate about the game and I am thrilled young women will continue to learn from her. Most importantly, I am excited as a reporter to cover her again. She is a delight." – **Holly Rowe, ESPN**

"I've played against Lin's teams for years in the WNBA. They never gave it to you, you had to earn it. They were tough, physical and played fearless. As a competitor, those are the types of battles you enjoy the most." – **Kara Lawson, ESPN**

"Lin brings a wealth of coaching experience and interaction from her various positions she's held as a coach, speaker, consultant and mentor. Lin's influence reaches back decades from the expansion of women's basketball in the 80s to the pro WNBA of today. She understands the psych, demeanor and challenges of today's athletes and will be able to provide Coach Mitchell another set of very experienced hands in re-shaping the future of Kentucky women's basketball."

– **Mike Flynn, Director of Blue Star Basketball**

"Very few people have had the success Lin Dunn has had at every level of our game. Her impact on the game of basketball is not just limited to what she has done as a coach, but in the number of successful coaches she has mentored. Lin just has a unique way of connecting with people, using her love for the game and infectious personality. This is a great hire for Kentucky." – **LaChina Robinson, ESPN/Fox Sports**

"Coach Dunn's experience and expertise of the game will help bring Kentucky's coaching staff to a top-notch level. I am excited about the staff that UK is putting together and know that with the addition of Coach Dunn continued success is ahead." – **Tamika Catchings, WNBA star**

"Lin has so much experience and really excels at player development. Helping players reach their potential has long been her passion as a coach. The time she's spent in the pro and college games have given her a vast perspective that should be a big asset for Coach Mitchell and the Wildcats." – **Mechelle Voepel, espnW.com**

"When Lin Dunn left the WNBA, she was one of the best coaches in the league. She is a great basketball mind and will be a fantastic addition to Matthew Mitchell's staff." – **Rebecca Lobo, ESPN**



BASKETBALL SUPPORT STAFF



DANIEL BOICE

Video Coordinator

Daniel Boice is in his second year with the University of Kentucky women's basketball program as its video coordinator. He assists the coaching staff in opponent scouting reports and coordinating all aspects of film

exchange and video editing for opponents and team edits.

Boice came to Lexington in the summer of 2016 after holding the same title and responsibilities at Arizona, where he was an undergraduate student manager for three years before being promoted to video coordinator for two seasons.

Boice is familiar with the Kentucky program as he worked an elite camp for Kentucky while at Arizona. He also helped work elite camps at Gonzaga, Utah and Arizona.

Prior to Arizona, Boice played basketball for Dordt College in Sioux Center, Iowa for one season before transitioning to a student assistant coach. As a student assistant he coordinated summer and team camps as well as recruiting. Boice also implemented player development workouts for the team, including five players who were named to NAIIA All-Conference teams.

Boice graduated from the University of Arizona with both a Bachelor's degree in Education and a Master's degree in Educational Leadership.

Boice is a native of Tucson, Ariz., and is married to his wife, Ali.



RACHEL BAKER

Executive Associate AD for Compliance/ WBB Admin.

Rachel Baker is entering her fifth season at UK Athletics and her first as the administrator for women's basketball.

Baker came to Kentucky in July 2013 after spending 12 years at the NCAA as the managing director of enforcement for development and investigations.

Prior to her promotion to managing director in August 2011, Baker was the NCAA director of agent, gambling and amateurism activities from 2005-11. She began her time with the NCAA as an intern in enforcement services in 2001. In 2002, Baker became an assistant director in AGA and held that position until accepting the director position in 2005.

Baker is originally from Berea, Ky., and was a former women's basketball student-athlete at Berea College where she earned a bachelor's degree in sociology in 1999. Upon graduation, Baker enrolled at Ohio State University and received her master's degree in sports administration in 2001. She and her husband, Brandon, have two daughters, Kate and Riley.



EVAN CRANE

Assistant Director of Media Relations/ WBB Contact

Evan Crane is in his first year as an associate director of media relations and 10th year overall with Kentucky's Media Relations Office. This is his third season as the primary sports information director for Kentucky women's basketball.

Crane began working with UK in July 2008 as a student assistant before being promoted to media relations assistant in July 2010 and assistant director in July 2013.

A native of West Paducah, Ky., Crane handles the day-to-day public relations aspects with Kentucky's women's basketball and football programs. Crane writes all news releases for UK women's basketball, helping coordinate head coach, assistant coach and student-athlete interviews and providing copy for game notes and media supplements. Crane also assists in the maintenance of UKAthletics.com, editing all women's basketball and football content.

Crane graduated in May 2010 from UK with a bachelor's degree in broadcast journalism. Before coming to Lexington, Crane received an Associate in Arts degree from West Kentucky Community and Technical College.

Evan and his wife, Megan, reside in Lexington. The couple has one daughter, Eileen Renae, born in 2017.



JENNIFER HEERSCHE

Staff Support Associate

Jennifer Heersche is in her second season as a staff support associate for the University of Kentucky women's basketball program. Heersche is familiar with UK Athletics as she once served as a staff support associate with the Kentucky men's basketball program from 2003-04.

Heersche's duties include assisting with team travel, helping send mail-outs and fliers to recruits, coordinating the women's basketball Victory Club and daily women's basketball operations.

Heersche joins the program after a 10-year stint as the communications and administrative assistant at Centenary United Methodist Church.

A native of Lexington, Heersche graduated from the University of Kentucky in 1998 with a bachelor's degree in English and a business minor. Jennifer and her husband, Scott, live in Lexington and have two sons, Ryan and Sam.



TIFFANY HAYDEN

Academic Counselor

Tiffany Hayden begins her ninth year as an academic counselor at Kentucky, her seventh with the women's basketball team.

Hayden began working at Kentucky's Center for Academic and Tutorial

Services (C.A.T.S.) in the fall of 2009. She also serves as the academic counselor for women's tennis and the NCAA champion rifle team.

As a counselor, Hayden serves as the liaison between student-athletes, coaches, and on-campus faculty and staff. She works closely with student-athletes to ensure they have all of the tools needed to be successful upon graduation from UK. Her other responsibilities include assisting with the CATS recruiting efforts, National Student-Athlete Day Activities and supervising the computer lab in CATS.

Hayden graduated from UK in 2001 with a bachelor's degree in health science. She received her M.B.A. in 2003 and in 2004, began working in higher education. She also received a master's degree in higher education from the University of Louisville in 2009.



KIM IRWIN

Associate Director of Ticket Operations

Kim Irwin is entering her 11th year in the University of Kentucky athletic ticket office, her seventh as the associate director of ticket operations.

Irwin serves as the primary ticket office contact for the women's basketball program, as well as the volleyball team. The native of East Liverpool, Ohio, supervises and oversees all balancing and deposits for the ticket office.

Irwin currently supervises and manages the will call and box office staff for women's basketball and volleyball, as well as supervising and managing will call and customer service on football game day.

Prior to her work with Kentucky, Irwin served as an intern in the Notre Dame athletic ticket office from 2006-07. In South Bend, Irwin worked with managerial support and event management for the Fighting Irish's nationally renowned football program, as well as the men's and women's basketball programs, men's and women's soccer, baseball, hockey and volleyball programs, and other non-athletic related events.

Irwin earned her bachelor's degree in business administration at Ohio University in 2003, double majoring in marketing and management information systems. Irwin then got her master's degree in sport administration at the University of Louisville in 2005.

While a student at Louisville, Irwin worked as a full-time intern in the ticket office and after graduation at Ohio. At Ohio, Irwin supervised other undergraduate students during office hours and on game day.



COURTNEY JONES

Senior Athletic Trainer

Courtney Jones is in her ninth season at Kentucky as the women's basketball athletic trainer, while also working with the UK rifle team. She also oversees all women's health issues and protocols for all sports.

Jones came to UK from Northwestern University where she served as the primary athletic trainer for the women's basketball and cross country teams for five years.

The Crown Point, Ind., native currently has 11 years of athletic training experience under her belt since earning her master's degree in kinesiology from Kentucky in 2003. Jones began her career as a graduate assistant athletic trainer for UK, caring for the men's and women's swimming and diving teams in 2001.

Before taking the position at Northwestern, Jones went to Barton College for a year in August 2003 where her primary responsibilities were tending to the volleyball and softball teams. She also was an assistant professor, teaching athletic training taping practicum, first aid, CPR and athletic injuries and kinesiology.

Jones attended undergrad at Purdue University and completed a bachelor's degree in athletic training in 2001. Jones is a certified member of the National Athletic Trainers Association (NATA) and a certified strength and condition specialist.

She and her husband, Todd, reside in Lexington with their son, Connor and daughter, Avery.



KARLIE KINNEER

Media Relations Assistant

Karlie Kinneer is in her second season as a media relations assistant with the University of Kentucky media relations office. Kinneer serves as the assistant sports information director for the women's basketball program, helping the primary SID with all aspects of the media relations effort. Kinneer also serves as the SID for swimming and diving and women's tennis.

Kinneer came to Kentucky after spending a year as a communications intern with USA Football and media relations intern with the WNBA's Indiana Fever. With the Fever, Kinneer wrote weekly articles about the team, including feature stories and game recaps, while also helping the media relations director with daily operations tasks.

Prior to her time with the Fever, Kinneer served as a student assistant with Iowa State Athletics Communications.

A native of Ames, Iowa, Kinneer graduated from Iowa State University in 2015 with a bachelor's degree in journalism and mass communication.



KATIE KISSEL

Event Manager

Katie Kissel is in her fourth year with Kentucky Athletics and her second as the event manager for women's basketball. In addition to her duties with women's basketball, Kissel also oversees event management with volleyball, Big Blue Madness campout, gymnastics and camps.

With the women's basketball program, Kissel is the lead event manager, planning events with UK's internal departments, coordinating with visiting teams and officials and supervising event staff.

Before entering her current role, Kissel was an intern in the event management office, working with the UK baseball and softball teams in the spring of 2014. Following that short stint, she was hired as a graduate assistant in the fall of 2014 with the UK event management office, taking on an increased role working with football, women's soccer, women's basketball, track and field and baseball.

A native of Louisville, Ky., Kissel graduated from UK in 2015 with a bachelor's degree in hospitality management and tourism with a minor in business administration. Kissel graduated with a master's degree in Sport Leadership in May of 2017.



BASKETBALL SUPPORT STAFF



JAMIE MOBERLY *Facilities Coordinator*

Jamie Moberly begins his 26th year with UK Athletics. He serves as the facilities and operations coordinator for women's basketball and is responsible for all game-day setup for Memorial Coliseum. He also is the facility manager for volleyball and manages other special events in the Coliseum, as well as UK's many other athletics facilities.

Moberly, a native of Lexington, received his bachelor's degree from Kentucky in 1991 and earned a master's degree in sport management from UK in 1994.

Moberly and his wife, Esther, have a son, Ethan.



BETH PRICE *Staff Support Associate*

Beth Price is in her 11th year with the University of Kentucky, her third as staff support associate. Her duties include managing the Victory Club, coordinating all preseason and postseason events, communicating with alumni and helping with summer camps.

She is also responsible for coordinating the coaches' public appearances, charitable activities and calendars.

Price, from Hazard, Ky., served as a team manager for the Wildcats for four years, earning the head manager title for three consecutive seasons.

She graduated from Kentucky in May 2006 with a bachelor's degree in exercise science, while receiving her master's degree in sport leadership in December 2007.

Price is a 2002 graduate of Perry County Central High School where she was a four-year letterwinner in basketball.

Price is married to former Voice of Kentucky Women's Basketball Neil Price, who is now the Voice of the Bulldogs at Mississippi State.



KATE RAMSEY *Event Manager*

Kate Ballard is in her fifth season as an event coordinator for the University of Kentucky, working with the football, women's basketball, gymnastics and softball programs.

Ballard manages the annual recruitment, retention and scheduling of a 220-member event staff and assists with the planning and preparation for post-season championship events. Additionally, Ballard serves as the internship supervisor, overseeing six interns per school semester.

The Bardstown, Ky., native spent two seasons as a graduate assistant in UK's event management department, assisting with football, women's basketball, men's soccer, swimming and diving, gymnastics and baseball. Ballard also spent five years as a student worker at UK, working with the athletic department's administration and event management department.

She recently served as co-event coordinator for the Swings for Soldiers charity event in Lexington that raised more than \$260,000 toward building specially adapted homes for wounded veterans.

Ballard graduated from UK with a bachelor's degree in family science. She is married to Guy Ramsey, who works as the director of strategic communications at UK Athletics.



AMBER SMITH *Director of Player Development*

A member of the most successful senior class in Kentucky women's basketball history, former guard Amber Smith has returned to Lexington and joined the women's basketball staff as the director of player development. Smith, who is in

her second season, will help the coaching staff with numerous tasks and be involved with the players on a daily basis.

Before returning to Lexington, Smith spent three years in the coaching ranks, starting as a graduate assistant at Tennessee before a two-year stint as an assistant coach at

Louisiana Tech, where her main roles were recruiting and on-court development. During her time in Knoxville working with now UK associate head coach Kyra Elzy, the Lady Vols won 29 games, including winning the Southeastern Conference Tournament Championship and advancing to the NCAA Tournament Sweet 16.

One of the most decorated players under Mitchell, Smith played in 123 career games for Kentucky at guard with 109 starts. She was a member of the 2008 SEC All-Freshman Team and ranks sixth all-time in program history in assists and eighth all-time in assists per game. During her tenure, Smith averaged 7.0 points per game and 3.4 assists per game, helping Kentucky advance to four consecutive postseason tournaments, including two trips to the NCAA Tournament Elite Eight.

Smith has been recognized nationally for her success after college as she was one of 50 participants chosen to attend the 11th-annual Women's Basketball Coaches Association's "So You Want To Be A Coach" program in April of 2013. Additionally, Smith was one of 12 recipients of the NCAA's UPLIFT Registration Scholarship, allowing her to attend a professional development symposium for aspiring young basketball assistant coaches in 2014, and the Steve and Kaye Maynard Women's Basketball Graduate Assistant Scholarship.

A native of Winter Haven, Fla., Smith is part of Mitchell's 100% graduation rate at Kentucky as she graduated in May 2011 with a bachelor's degree in integrated strategic communications.



KATE STOESS *Director of Marketing*

Kate Stoess joined the women's basketball program in 2015 and is in her third season as the Director of Marketing and also works with the volleyball and softball teams in developing marketing plans for the Wildcats.

Stoess previously served as the Assistant Director of Marketing and Fan Experience at the University of Kansas, where she was the primary marketing contact for the KU women's basketball team and the secondary marketing contact for the Jayhawk football team.

Prior to her time in Lawrence, Stoess was the Assistant Director of Athletic Marketing and Promotions at the University of Maine.

Stoess spent a year at the University of Alaska Fairbanks before her time in Maine, where she was a Marketing and Promotions Assistant and worked with 10 NCAA programs. In just one year, she was awarded six NACMA awards during the 2008-09 season. She went to Fairbanks after serving as a marketing intern at Fresno State University, and also spent time as a marketing and ticket sales intern with Louisville Fire Arena Football.

The Crestwood, Ky. native graduated from the University of Louisville in 2006 with a bachelor's in sports administration.



JOHN SPURLOCK *Strength and Conditioning Coach*

John Spurlock is in his fifth season as the head strength and conditioning coach for the women's basketball team. Along with the women's basketball team, he trains volleyball, men's soccer and sprints/hurdles.

Spurlock came to UK as a graduate assistant in 2006 and was hired full time in August of 2009.

As a graduate assistant, he worked directly with men's and women's tennis and cheerleading. He also assisted with volleyball, women's basketball, softball, swimming, men's and women's soccer and track and field.

Spurlock came to UK from the University of Dayton where he served as an intern on the student-assistantship grant from the National Strength & Conditioning Association. There he worked with men's and women's tennis and crew. Prior to his experience at UD he was a volunteer at Duke University where he worked with men's tennis and swimming and diving. Prior to Duke, he was a strength intern at Hanover College where he assisted with football.

He earned his bachelor's of arts degree in physical education (2005) from Hanover College and his master's of science degree in exercise physiology (2010) from UK. John played wide receiver on the Hanover College football team (2001-2005). Currently resides with his wife, Jordan, in Georgetown, KY.



AMY TILLEY *Assistant Athletics Director for Women's Basketball*

Amy Tilley is in her eighth year in the women's basketball program, and her third as the assistant athletics director for women's basketball.

Tilley's duties at UK include team travel, scheduling, supervising all non-coaching personnel, management of the budget, facility coordinator, overseeing the student managers, supervising the team's NIKE account and special event management.

Prior to her promotion in May of 2014, Tilley served as the director of basketball relations for women's basketball and recruiting for three years.

Tilley served as an administrative assistant during the 2008-09 and 2009-10 seasons under Coach Matthew Mitchell before leaving to become the head coach at Dunbar High School for the 2010-11 year.

Before joining the UK Athletics Association staff, Tilley was an accountant for Liberty Alliance Federal Credit Union.

The Somerset, Ky., native graduated from UK in 2007 with a major in finance and a minor in economics and received a master's degree in secondary education from Eastern Kentucky University in 2011 and master's degree in education leadership in May 2014. Tilley and her husband, Adam, reside in Lexington, Ky., with their daughter, Reagan Skye, and son, Andrew Michael.



KIM TROXALL *Creative Director for WBB*

Kim Troxall is entering her 13th year working with the University of Kentucky athletics department and third as the creative director for women's basketball.

Troxall has won countless College Sports Information Directors of America publication awards, including winning the Best in the Nation award a remarkable 10+ times for her design elements on media guides and posters.

The native of Glasgow, Ky., came to UK athletics after working for Host Communications as a graphic designer from 1997 to 2005. Before her tenure at Host, Troxall worked with J. Peterman Company as a graphic designer for three years and served two years with Ad Success Advertising in Lexington.

Troxall graduated from Savannah College of Art and Design with a bachelor's of fine arts degree in graphic design in 1994.



KORTEZ WILSON *Equipment Manager*

Korte Wilson is in his fourth year with the University of Kentucky women's basketball program as its equipment manager and his seventh year overall with UK Athletics.

Wilson is in charge of maintaining all equipment needs for the Kentucky women's basketball team, including overseeing the student managers and coordinating the cleaning and maintenance of all equipment and uniforms. Wilson holds the same position with Kentucky's nationally ranked volleyball team.

A native of Louisville, Ky., Wilson graduated from Kentucky in 2014 with a bachelor's degree in broadcast journalism and received his master's in sports leadership from UK in 2016.

2017-18 STUDENT STAFF



RACHEL BLACKBURN

Manager

Hometown: Pikeville, Ky.

High school: Pikeville HS

Class: Freshman

Major: Human Nutrition

Contemplated profession: Physical Therapy



MITCHELL LONG

Manager


Hometown: Henderson, Ky.

High School: Reitz Memorial HS

Class: Senior

Major: Human nutrition

Contemplated Profession: Nurse practitioner/Nurse anesthetist



BRAXTON WHITNEY

Manager


Hometown: Bowling Green, Ky.

High School: Warren East HS

Class: Junior

Major: Kinesiology

Contemplated Profession: Athletic Trainer



ZACH EARLS

Manager

Hometown: Barbourville, Ky.

High school: Knox Central HS

Class: Sophomore

Major: Economics

Career aspirations: College basketball coach



AUSTIN PAINTER

Manager

Hometown: Louisville, Ky.

High school: Butler Traditional HS

Class: Junior

Major: Kinesiology

Contemplated profession: Physical Therapy and Athletic Training



ALLISON KING

Manager

Hometown: Reynoldsburg, Ohio

High school: Reynoldsburg HS

Class: Senior

Major: Kinesiology

Contemplated profession: Physical therapist



SAMANTHA PERRY

Student Athletic Trainer

Hometown: Center, Ky.

High school: Metcalfe County HS

Class: Junior

Major: Kinesiology

Career aspirations: Athletic training

THE STATS CREW



The Kentucky women's basketball program is fortunate to have one of the best stat crews in the nation working all of its home games to ensure a quality operation for not only the teams but fans. The crew includes statisticians Lee Ann Clark, Mike Zuckerman, C.J. O'Banion, Christopher and Susan Montgomery, time out coordinator Don Deluca, public address announcer Donnie Hart, official stats Kenny Bourne, scoreboard operator Shay McCauley and shot clock operator Mike Rogers. Every year, members of the crew travel to the Southeastern Conference Tournament to help the league office with its in-game operations.





2016-17

REVIEW



2016-17 YEAR IN REVIEW

2016-17 Overall Record: 22-11

National Rankings: No. 18 AP/No. 25 USA Today Coaches

SEC Record: 11-5 (T3rd) - SEC Tournament Semifinals

Postseason: 1-1 - NCAA Second Round

Home: 16-4 • Away: 5-6 • Neutral: 1-1

AKHATOR, EPPS END INCREDIBLE CAREERS

The conclusion of the 2016-17 season also saw the conclusion of two incredible collegiate careers as Evelyn Akhator and Makayla Epps finished their playing days for the Wildcats.

Akhator took her game to a new level last season, sitting second on the team with 15.9 points per game and first on the squad with 10.8 rebounds per game. Akhator also ranked second on the team with 45 steals while leading the Wildcats with 29 blocks. The native of Lagos, Nigeria, had 18 double-doubles on the year, which ranked top 10 nationally and second in the league. Akhator also ranked top 10 nationally in total rebounds and top 20 nationally in field-goal percentage and rebounds per game. The senior scored in double figures 27 times with double-digit rebounds in 20 games.

Akhator's strong senior season led her to be named All-SEC First Team by league coaches, All-SEC Second Team by the AP, WBCA All-Region and AP All-America Honorable Mention. The forward is a four-time SEC Player of the Week honoree and was named to the SEC Academic Honor Roll last season.

Epps had a great senior season for Kentucky, averaging a team-best 17.7 points per game while sitting tied for the team lead with 118 assists. The senior ranked second on the team in 3-point field-goal percentage, while sitting third in overall field-goal percentage, rebounds per game and steals per game. Epps was the only player to end the regular season ranked top 10 in the SEC in points, field goal percentage and assists.

Epps finished her career with 1,790 total points, averaging 13.5 points per game with 408 career assists for 3.06 assists per game — all numbers that rank top 10 in program history.

Epps ended her career as one of two players in program history to be named an All-SEC First Team honoree (league coaches/AP) three straight seasons. She was also a three-time SEC All-Tournament Team selection and three-time AP All-America Honorable Mention. Epps was a two-time WBCA All-Region selection and two-time SEC Academic Honor Roll member.



AKHATOR, EPPS SELECTED IN WNBA DRAFT

Evelyn Akhator and Makayla Epps began their professional careers in the Women's National Basketball Association as both were selected in the 2017 WNBA Draft. Akhator was selected third overall by the Dallas Wings, becoming the highest draft pick in school history. Akhator is the third player in program history to be a first-round selection and the first since A'dia Mathies in 2013. Epps became the fifth Matthew Mitchell coached player to be selected, going 33rd overall to the Chicago Sky.

Akhator and Epps are the first Kentucky players selected in the WNBA Draft since DeNesha Stallworth was taken 25th overall in the 2014 draft. In his 10-year tenure with the Wildcats, Matthew Mitchell has had five players selected in the WNBA Draft. Victoria Dunlap was the second-ever UK player selected back in 2011, while Mathies was previously the highest pick in school history going 10th in 2013.

DID YOU KNOW•

UK won 20-plus games for a school-record eight straight season.

- The Wildcats won 10-plus SEC games for the eighth consecutive season.
- The Wildcats finished in the top four of the SEC standings for the eighth straight season.
- Kentucky has hosted the first and second rounds of the NCAA Tournament for four straight seasons.
- UK went 16-4 at home marking the fifth time the Wildcats have won 16 or more home games in a season under Matthew Mitchell.
- Kentucky has won 65 consecutive regular-season non-conference games in Memorial Coliseum dating back to Dec. 19, 2008.
- The Wildcats have won 20 or more games 18 times in 43 years of varsity women's basketball, including a school record eight in a row. It's important to note that UK had just 10 20-win seasons in its first 33 years as a program, but has eight in 10 seasons under Matthew Mitchell.
- Kentucky has advanced to at least the semifinals of the SEC Tournament eight straight season, which is currently the longest active streak in the league.
- UK has finished top four in the SEC in nine of Matthew Mitchell's 10 seasons at the helm.
- The Wildcats have won 11 or more league games five times in program history with all five times coming under Matthew Mitchell.
- For the first time in program history, Kentucky won SEC games at Auburn, at Baton Rouge, at Athens and at Tuscaloosa in the same season in 2016-17.
- UK has won eight straight Senior Night games inside Memorial Coliseum, including two of the last three wins against top-three ranked opponents.
- UK went 16-4 at home marking the fifth time the Wildcats have won 16 or more home games in a season under Matthew Mitchell.

KENTUCKY EARNS TOP-FOUR SEED IN 2017 SEC TOURNAMENT



BY THE BIG BLUE NUMBERS

13,225	Season-high attendance vs. Arizona State, 8th highest in school history
5,213	Average attendance for 2016-17, 14th nationally
1,790	Number of total career points for 2016-17 Makayla Epps
783	Number of wins in UK Hoops history
271	Career wins for Matthew Mitchell
241	Wins at UK for Matthew Mitchell
47	Number of ranked teams UK had defeated under Matthew Mitchell
31	Number of career double-doubles for 2016-17 senior Evelyn Akhator
12	Consecutive years UK has participated in postseason play
8	Consecutive NCAA Tournament appearances
2	Number of UK players selected in 2017 WNBA Draft



For the 14th straight season, the University of Kentucky women's basketball team has ranked in the top 25 nationally in average attendance, sitting 14th overall with 5,213 fans per home game during the 2016-17 season

Behind its most SEC wins since 2012-13, Kentucky earned the No. 4 seed and a double-bye in the 2017 SEC Tournament. Kentucky's top-four finish in the SEC marked the ninth time in Matthew Mitchell's tenure that the Wildcats have finished top four in the league. UK ended the SEC slate with an 11-5 record, marking its most wins in the league since going 13-3 in 2012-13. UK has won 10 or more league games eight straight seasons. The Wildcats have only won 11 or more games in the league five times with all of those occurring during Mitchell's tenure.

EPPS, AKHATOR FIRST-TEAM ALL-SEC

Makayla Epps and Evelyn Akhator were named All-SEC First Team performers by league coaches. Kentucky and South Carolina were the only teams to have two players on the first team. UK has had at least one first-team selection in seven of the last eight seasons.

The honor marked the third-straight season

that Epps had been named to the first team by league coaches. The native of Lebanon, Ky., became only the second player in program history to be named first-team by league coaches three times, joining Leslie Nichols. Akhator, who was named second-team All-SEC last season, earned her first first-team honor. Matthew Mitchell has coached 18 different players to 44 All-SEC honors in his 10 seasons at the helm of the program.

Both players were also named All-SEC performers by The Associated Press. Epps was a unanimous selection to the first team, while Akhator was named to the second team. Epps was one of two players to be unanimously selected to the first team, joining South Carolina's A'ja Wilson, who was named Player of the Year. The first-team honor is the third straight for Epps, who became the second player in program history to receive three straight AP All-SEC First Team honors. Akhator was also named a second-team performer in 2015-16.

#ONE TO REMEMBER VS. NO. 3 MISS. STATE

2016-17 HONORS

Makayla Epps Preseason All-America First Team by CollegeSportsMadness.com

- Preseason All-America First Team by The Sporting News
- Preseason All-America Second Team by Athlon Sports
- Preseason All-SEC by league media
- Preseason All-SEC by league coaches
- Nancy Lieberman Award Watch List
- Naismith Trophy Top 50 Watch List
- Wade Trophy Watch List
- John R. Wooden Award Preseason Top 30
- Dawn Staley Midseason Watch List
- SEC Player of the Week by league office (Dec. 6)
- John R. Wooden Award Midseason Top 25
- First-Team All-SEC by league coaches
- First-Team All-SEC by AP (unanimous)
- SEC All-Tournament Team

Evelyn Akhator Preseason All-America Third Team by The Sporting News

- Naismith Trophy Top 50 Watch List
- Candidate for Senior CLASS Award
- National Player of the Week by CollegeSportsMadness.com (Nov. 14)
- SEC Player of the Week by league office (Nov. 15)
- SEC Player of the Week by league office (Dec. 27)
- SEC Player of the Week by CollegeSportsMadness.com (Dec. 27)
- SEC Player of the Week by league office (Jan. 17)
- First-Team All-SEC by league coaches
- Second-Team All-SEC by AP
- SEC All-Tournament Team
- Fourth-Team All-America selection by CollegeSportsMadness.com

Kentucky's team hashtag last season was #ONE and the Feb. 23 win against No. 3 Mississippi State was definitely #ONE to remember. Anchored by its seniors - Makayla Epps and Evelyn Akhator - Kentucky posted a 78-75 win over the highly ranked Bulldogs, giving Kentucky its first win over a top-five team since taking down No. 2 South Carolina to end the 2014-15 season.

Both seniors were fantastic in the win on Senior Night, combining for 49 points. After Taylor Murray had an old fashioned 3-point play to tie the game 48-48 with 8:26 to play in the fourth quarter, Epps and Akhator hit the team's next 11 field goals and scored 28 of the team's final 30 points. Akhator ended with 27 points, adding 16 rebounds, two blocks



and two steals for her 15th double-double of the season. Epps helped her with 22 points and five assists. A majority of the scoring for both happened in the second half as Akhator scored 22 of her 27 after halftime, while Epps scored 18 in the second half and overtime.

WILDCATS PLAY THEIR BEST IN MEMORIAL

Kentucky ended the season with a 16-4 record at home, including a 16-3 mark inside Memorial Coliseum. All three of Kentucky's wins against ranked opponents came inside Memorial Coliseum. The Wildcats scored 73.2 points per game at home and allowed 61.0 points per game. UK hit 43.7% at home last season, including 33.1% from 3, while it limited opponents to 38.9% from the field and 34.1% from 3. The Wildcats out-rebounded teams by 2.2 rebounds per game with a +4.8 turnover margin at home.

MITCHELL MOVES INTO ELITE SEC COMPANY

Kentucky's dominating 89-57 victory over Ole Miss on Jan. 26 was an historic one for Kentucky head coach Matthew Mitchell. The win was his 97th all-time in SEC play as a head coach, which ranked him 10th all-time on the SEC's career wins list. UK's win at Arkansas on Feb. 16 was Mitchell's 100th career SEC win.

Since arriving in Lexington in 2007, Mitchell has led Kentucky to unprecedented success. On top of leading UK to its first SEC Regular Season Championship in 30 years in 2012, Mitchell has four SEC Tournament title game appearances, nine top-four finishes in the league and has coached 18 all-conference performances, including four SEC Player of the Year honors.

CATS RANK HIGH IN FINAL NCAA RPI

The UK women's basketball team ranked inside the top 25 of the NCAA RPI report all season long and ended the year with a No. 14 RPI. The Wildcats played the second-toughest schedule in the nation according to the final report after playing 16 games against RPI top 50 teams with six wins.

SHOOTING WORK CONTINUES TO PAY OFF

After the 2014-15 season, Coach Mitchell put a point of emphasis on Kentucky becoming a better shooting team, asking his Wildcats to increase their field goal percentage from that season - which was 38% - to 42-45%.

The 2015-16 team responded by putting in a ton of offseason work and working hard on their shooting during preseason practice. It worked as the Wildcats shot 45.5% from the field that season, which was the highest field-



goal percentage for a UK team since 1989-90, while its 35.6% from 3 was the highest since 2002-03. Overall, UK ranked top-10 in single-season UK history in points, scoring margin and field goals made, while its 154 3-pointers made and 475 assists just missed the top 10 by two 3-pointers and five assists.

The offensive showcase was noticed on the national level in 2015-16 as Kentucky ranked 24th in the nation in scoring offense, 16th in scoring margin, 18th in field goal percentage and 26th in 3-point field goal percentage. And although the turnovers and steals didn't come in at the pace they had in the past, UK's defense stayed fundamentally strong, limiting opponents to 60.6 points per game and a .372 mark from the field with 131 blocks, 507 turnovers forced and 222 steals.

The Wildcats strong shooting continued last season as UK hit 42.7% from the field, which was the third highest field-goal percentage since 2005-06. UK hit 169 3s last season, which was the sixth most in a single season in program history.

WILDCATS REIGN IN KENTUCKY CLASSIC

Kentucky opened the 2016-17 season in style by defeating then-No. 14 Miami (Fla.) 82-66 and Albany - who went to the NCAA Tournament second round in 2015-16 and returned three starters - 70-46 as part of the three-team Kentucky Classic at Memorial Coliseum (Nov. 11-13). It marked the first time that Kentucky has won each of their first two games of a season by at least 16 points since 2011-2012.

Evelyn Akhator led Kentucky by averaging

23.0 points and 11.5 rebounds per game, while Makayla Epps averaged 18.5 points per game with 11 assists and three steals. As a team, Kentucky shot .434 from the field in the event averaging 14.5 assists per game and +5 in rebounding margin.

SPECIALTY STATS GIVING UK THE EDGE

Kentucky's strong 2016-17 season could not have come without the Wildcats taking control of the specialty stats. Below is a detailed look at how UK won the key battles in some specialty stats that normally determine games:

Points in the Paint	UK 1034	Opps. 854
Points off Turnovers	UK 492	Opps. 372
Fast Break Points	UK 198	Opps. 72

RANKINGS STREAK ENDS AT 132 POLLS

Kentucky's streak of being ranked in the Associated Press Top 25 ended in 2016-17. The Wildcats had been ranked in the AP poll a school record 132 consecutive weeks that started on week 13 of the 2009-10 season. That streak ended Jan. 10, 2017.

According to the polls, UK ended the 2016-17 season No. 18 in the AP Top 25 and No. 25 in the USA Today/Coaches Top 25. UK began the season No. 19 in both listings. The preseason rankings marked the seventh consecutive season the Wildcats had been ranked inside the top-20 of both major polls to start the season. The final ranking marked the eighth straight season that Kentucky was ranked in the top 20 of the final AP Top 25.

KENTUCKY VS. RANKED OPPONENTS



CATS ADVANCE TO SCHOOL-RECORD EIGHTH STRAIGHT NCAA TOURNAMENT

THE WILDCATS HOSTED THE NCAA FIRST AND SECOND ROUNDS FOR THE FOURTH STRAIGHT SEASON IN MEMORIAL COLISEUM.



In order to be one of the nation's best, you have to play against the nation's best. In 2016-17, Kentucky was 3-7 against ranked opponents with wins against then-No. 14 Miami (Fla.), then-No. 12 Oklahoma and then-No. 3 Mississippi State.

In 43 years of varsity women's basketball, Kentucky has 87 wins over ranked opponents, including 47 of those wins coming under Matthew Mitchell.

MITCHELL TURNS PROGRAM AROUND

In 2009-10, Coach Mitchell implemented the "40 minutes of dread" style of play. Although UK doesn't play that style as much anymore, it started Kentucky on an impressive run of success.

- Recorded an impressive 208-67 overall record, including a 126-15 mark at home.
- Won 20-plus games every year, averaging 26.5 wins over the last seven years.
- Advanced to a school-record eight straight NCAA Tournaments, including three Elite

Eight trips during that span with 15 NCAA Tournament wins.

- Nine top-four SEC finishes, including winning the SEC regular season title in 2012, its first in 30 years.
- Advanced to the SEC Tournament championship game four times
- Ranked in the AP poll 132 consecutive weeks
- Four SEC Player of the Year Award Winners
- Two SEC Freshman of the Year Award Winners

THE MAGIC "80"

The Wildcats hold a remarkable 337-23 (.936) record since 1974 when scoring 80 points or more. The last loss came at South Carolina on Feb. 26, 2016 when the Cats fell 95-87 in the regular-season finale. UK is 88-5 (.946) under Mitchell when scoring 80 points or more.

UK IN OVERTIME

UK is 29-26 all-time in overtime games, including a 10-3 mark under Matthew Mitchell, who is 12-5 in his 11-year career as a head coach in extra minutes.

KENTUCKY ALL-TIME

Kentucky is 783-514 (.603) in its 43rd year of varsity women's basketball, including 241-99 (.708) in 10 seasons under Matthew Mitchell. Win No. 750 came against Auburn on Jan. 17, 2016 in Memorial.

CATS TABBED TO WBCA ACADEMIC TOP 25

UK ended the 2016-17 season with a 3.492 team grade point average, which ranked 24th nationally in the Women's Basketball Coaches Association's Academic Top 25 Team Honor Roll. Kentucky is the only Southeastern Conference team to make the WBCA Academic Top 25 and one of only three teams to claim the honor while also sitting top 20 in the final Association Press Top 25.





2016-17 GAME-BY-GAME RESULTS

Record:	Overall	Home	Away	Neutral	Attendance Summary	Games	Totals	Avg/Game
All Games	22-11	16-4	5-6	1-1	HOME	20	104252	5213
Conference	11-5	6-2	5-3	0-0	AWAY	11	59939	5449
Non-Conference	11-6	10-2	0-3	1-1	NEUTRAL	2	13256	6628
					TOTAL	33	177447	5377

11/11/16	7 pm	1MIAMI	W	82-66	4471	(29)Epps, Makayla	(10)Akhator, Evelyn
11/12/16	7 pm	1ALBANY	W	70-46	4667	(28)Akhator, Evelyn	(13)Akhator, Evelyn
11/17/16	11 am	NEW HAMPSHIRE	W	92-43	4793	(20)Cann, Makenzie	(11)Akhator, Evelyn
11/19/16	7 pm	at Colorado	L	69-79	1507	(14)Murray, Taylor (14)Epps, Makayla (14)Morris, Maci	(14)Akhator, Evelyn
11/23/16	7 pm	MOREHEAD STATE	W	74-47	4706	(18)Epps, Makayla (18)Murray, Taylor	(9)Akhator, Evelyn
11/27/16	2 pm	SAMFORD	W	80-57	4569	(20)Epps, Makayla	(13)Akhator, Evelyn
12/01/16	7 pm	OKLAHOMA	W	82-68	4400	(30)Epps, Makayla	(8)Morris, Maci
12/4/16	2 pm	at Louisville	Lot	67-69	12245	(22)Epps, Makayla	(16)Epps, Makayla
12/9/16	7 pm	MIDDLE TENNESSEE	W	61-48	4625	(16)Murray, Taylor	(12)Akhator, Evelyn
12/11/16	1 pm	ARIZONA STATE	Lot	71-73	13225	(29)Morris, Maci	(12)Akhator, Evelyn
12/18/16	2 pm	RADFORD	W	59-36	4547	(13)Epps, Makayla (13)Akhator, Evelyn	(9)Rice, Alyssa
12/21/16	Noon	WASHINGTON STATE	W	69-67	4875	(20)Epps, Makayla	(13)Akhator, Evelyn
12/29/16	7 pm	at Duke	L	54-69	4121	(18)Murray, Taylor	(15)Akhator, Evelyn
01/01/17	4 pm	*at Tennessee	L	65-72	9709	(23)Murray, Taylor	(10)Akhator, Evelyn
01/05/17	7 pm	*Missouri	W	64-62	4280	(17)Epps, Makayla	(8)Akhator, Evelyn
01/08/17	2 pm	*TEXAS A&M	L	68-77	5669	(20)Akhator, Evelyn (20)Epps, Makayla	(4)Murray, Taylor (4)Akhator, Evelyn (4)Epps, Makayla
01/12/17	7 pm	*at Alabama	W	71-54	2437	(29)Akhator, Evelyn	(15)Akhator, Evelyn
01/15/17	3 pm	*GEORGIA	W	82-61	5608	(24)Akhator, Evelyn	(16)Akhator, Evelyn
01/19/17	7 pm	*at LSU	W	55-42	1875	(20)Akhator, Evelyn	(13)Murray, Taylor
01/22/17	2 pm	*at Auburn	W	64-60	2294	(18)Morris, Maci	(9)Morris, Maci
01/26/17	7 pm	*OLE MISS	W	89-57	4272	(28)Akhator, Evelyn	(13)Akhator, Evelyn
01/30/17	6 pm	*at Missouri	L	67-73	3374	(20)Epps, Makayla	(13)Murray, Taylor
02/02/17	7 pm	*SOUTH CAROLINA	L	63-75	5533	(23)Epps, Makayla	(9)Epps, Makayla
02/05/17	Noon	*VANDERBILT	W	71-63	6023	(23)Epps, Makayla	(8)Epps, Makayla (8)Akhator, Evelyn
02/09/17	7 pm	*at Georgia	W	66-56	3235	(16)Epps, Makayla	(17)Akhator, Evelyn
02/16/17	7 pm	*at Arkansas	W	69-62	1142	(16)Murray, Taylor	(11)Akhator, Evelyn
02/19/17	1 pm	*FLORIDA	W	67-48	6604	(19)Akhator, Evelyn	(9)Akhator, Evelyn
02/23/17	7 pm	*MISSISSIPPI STATE	Wot	78-75	5244	(27)Akhator, Evelyn	(16)Akhator, Evelyn
02/26/17	2 pm	*at South Carolina	L	87-95	18000	(29)Murray, Taylor	(8)Akhator, Evelyn
03/03/17	2 pm	2vs Alabama	W	65-55	5702	(23)Akhator, Evelyn	(9)Akhator, Evelyn
03/04/17	5 pm	2vs South Carolina	L	77-89	7554	(31)Epps, Makayla	(11)Akhator, Evelyn
03/17/17	Noon	3BELMONT	W	73-70	3497	(30)Epps, Makayla	(10)Akhator, Evelyn
03/19/17	Noon	3OHIO STATE	L	68-82	2644	(21)Epps, Makayla	(23)Akhator, Evelyn

* = SEC game; ! = game played at Rupp Arena

1 = Kentucky Classic (Memorial Coliseum - Lexington, Ky.)

2 = SEC Tournament (Bon Secours Wellness Arena - Greenville, S.C.)

3 = NCAA Tournament First/Second Rounds (Lexington, Ky. - Memorial Coliseum)



2016-17 FINAL STATISTICS

All Games

Record: 22-11 Home: 16-4 Away: 5-6 Neutral: 1-1

No. Player	GP	GS	Min	Avg	FG	FGA	Pct	3FG	FGA	Pct	FT	FTA	Pct	Off	Def	Tot	Avg	PF	FO	A	TO	Blk	Stl	Pts	Avg
25 Epps, Makayla	33	33	1197	36.3	221	481	.459	39	110	.355	102	134	.761	26	121	147	4.5	47	1	118	68	2	34	583	17.7
13 Akhator, Evelyn	33	33	1038	31.5	200	352	.568	0	2	.000	126	183	.689	128	230	358	10.8	85	1	32	71	29	45	526	15.9
24 Murray, Taylor	30	30	1027	34.2	127	275	.462	11	51	.216	101	120	.842	43	104	147	4.9	57	0	118	48	1	61	366	12.2
04 Morris, Maci	33	33	1078	32.7	132	383	.345	53	164	.323	74	84	.881	13	78	91	2.8	90	2	52	83	20	20	391	11.8
22 Cann, Makenzie	32	4	897	28.0	63	198	.318	42	152	.276	16	25	.640	40	72	112	3.5	44	0	37	30	3	18	184	5.8
45 Rice, Alyssa	33	30	718	21.8	55	134	.410	0	0	.000	28	52	.538	58	90	148	4.5	95	5	24	39	22	11	138	4.2
15 Hardin, Jessica	16	0	196	12.3	15	52	.288	12	33	.364	7	9	.778	7	14	21	1.3	19	0	5	2	1	2	49	3.1
32 Roper, Jaida	32	2	385	12.0	28	88	.318	10	32	.313	17	21	.810	11	18	29	0.9	35	0	39	29	1	12	83	2.6
20 Poffenberger, Paige	21	0	123	5.9	7	19	.368	2	6	.333	3	4	.750	2	13	15	0.7	11	0	1	9	0	6	19	0.9
00 Halsel, LaShae	7	0	12	1.7	0	3	.000	0	0	.000	0	0	.000	2	2	4	0.6	1	0	0	0	1	0	0	0.0
11 Potter, Rachel	2	0	4	2.0	0	3	.000	0	1	.000	0	0	.000	0	0	0	0.0	1	0	0	0	0	0	0	0.0
TM TEAM.....														56	75	131	4.0	1			15			0	
Total.....	33				848	1988	.427	169	551	.307	474	632	.750	386	817	1203	36.5	486	9	426	394	80	209	2339	70.9
Opponents.....	33				788	1939	.406	201	590	.341	319	445	.717	346	783	1129	34.2	617	-	466	487	134	179	2096	63.5

Score By Periods:	1st	2nd	3rd	4th	OT	TOTAL	Deadball Rebounds:	OFF	DEF	TOTAL
Kentucky	569	546	603	589	32	2339	Kentucky	108	21	129
Opponents	475	481	532	575	33	2096	Opponents	93	21	114

Conference Games Only

Record: 11-5 Home: 6-2 Away: 5-3 Neutral: 0-0

No. Player	GP	GS	Min	Avg	FG	FGA	Pct	3FG	FGA	Pct	FT	FTA	Pct	Off	Def	Tot	Avg	PF	FO	A	TO	Blk	Stl	Pts	Avg
13 Akhator, Evelyn	16	16	533	33.3	104	170	.612	0	1	.000	63	94	.670	59	106	165	10.3	44	0	11	37	12	22	271	16.9
25 Epps, Makayla	16	16	601	37.6	97	223	.435	24	60	.400	44	58	.759	16	52	68	4.3	25	1	55	28	0	12	262	16.4
24 Murray, Taylor	16	16	561	35.1	68	148	.459	5	28	.179	61	70	.871	25	57	82	5.1	30	0	77	28	1	42	202	12.6
04 Morris, Maci	16	16	501	31.3	63	186	.339	27	81	.333	32	36	.889	3	37	40	2.5	48	1	18	39	11	9	185	11.6
22 Cann, Makenzie	15	0	376	25.1	23	84	.274	16	68	.235	2	6	.333	17	24	41	2.7	21	0	12	8	1	4	64	4.3
32 Roper, Jaida	16	0	222	13.9	22	62	.355	10	26	.385	10	11	.909	10	11	21	1.3	21	0	19	15	1	5	64	4.0
45 Rice, Alyssa	16	16	350	21.9	24	53	.453	0	0	.000	14	26	.538	22	34	56	3.5	49	4	8	17	10	6	62	3.9
15 Hardin, Jessica	1	0	3	3.0	1	1	1.000	1	1	1.000	0	0	.000	0	0	0	0.0	0	0	0	0	0	0	3	3.0
20 Poffenberger, Paige	13	0	72	5.5	4	10	.400	2	4	.500	3	4	.750	0	7	7	0.5	8	0	0	6	0	5	13	1.0
00 Halsel, LaShae	3	0	6	2.0	0	1	.000	0	0	.000	0	0	.000	0	0	0	0.0	1	0	0	0	0	0	0	0.0
TM TEAM.....														23	30	53	3.3	1			13			0	
Total.....	16				406	938	.433	85	269	.316	229	305	.751	175	358	533	33.3	248	6	200	191	36	105	1126	70.4
Opponents.....	16				390	906	.430	83	232	.358	169	226	.748	170	368	538	33.6	304	-	224	244	56	89	1032	64.5

Score By Periods:	1st	2nd	3rd	4th	TOTAL	Deadball Rebounds:	OFF	DEF	TOTAL	
Kentucky	276	249	276	314	11	1126	Kentucky	55	7	62
Opponents	230	219	262	313	8	1032	Opponents	38	10	48

Non-Conference Games Only

Record: 11-6 Home: 10-2 Away: 0-3 Neutral: 1-1

No. Player	GP	GS	Min	Avg	FG	FGA	Pct	3FG	FGA	Pct	FT	FTA	Pct	Off	Def	Tot	Avg	PF	FO	A	TO	Blk	Stl	Pts	Avg
25 Epps, Makayla	17	17	596	35.1	124	258	.481	15	50	.300	58	76	.763	10	69	79	4.6	22	0	63	40	2	22	321	18.9
13 Akhator, Evelyn	17	17	505	29.7	96	182	.527	0	1	.000	63	89	.708	69	124	193	11.4	41	1	21	34	17	23	255	15.0
04 Morris, Maci	17	17	577	33.9	69	197	.350	26	83	.313	42	48	.875	10	41	51	3.0	42	1	34	44	9	11	206	12.1
24 Murray, Taylor	14	14	466	33.3	59	127	.465	6	23	.261	40	50	.800	18	47	65	4.6	27	0	41	20	0	19	164	11.7
22 Cann, Makenzie	17	4	521	30.6	40	114	.351	26	84	.310	14	19	.737	23	48	71	4.2	23	0	25	22	2	14	120	7.1
45 Rice, Alyssa	17	14	368	21.6	31	81	.383	0	0	.000	14	26	.538	36	56	92	5.4	46	1	16	22	12	5	76	4.5
15 Hardin, Jessica	15	0	193	12.9	14	51	.275	11	32	.344	7	9	.778	7	14	21	1.4	19	0	5	2	1	2	46	3.1
32 Roper, Jaida	16	2	163	10.2	6	26	.231	0	6	.000	7	10	.700	1	7	8	0.5	14	0	20	14	0	7	19	1.2
20 Poffenberger, Paige	8	0	51	6.4	3	9	.333	0	2	.000	0	0	.000	2	6	8	1.0	3	0	1	3	0	1	6	0.8
00 Halsel, LaShae	4	0	6	1.5	0	2	.000	0	0	.000	0	0	.000	2	2	4	1.0	0	0	0	0	1	0	0	0.0
11 Potter, Rachel	2	0	4	2.0	0	3	.000	0	1	.000	0	0	.000	0	0	0	0.0	1	0	0	0	0	0	0	0.0
TM TEAM.....														33	45	78	4.6	0			2			0	
Total.....	17				442	1050	.421	84	282	.298	245	327	.749	211	459	670	39.4	238	3	226	203	44	104	1213	71.4
Opponents.....	17				398	1033	.385	118	358	.330	150	219	.685	176	415	591	34.8	313	-	242	243	78	90	1064	62.6

Score By Periods:	1st	2nd	3rd	4th	OT	TOTAL	Deadball Rebounds:	OFF	DEF	TOTAL
Kentucky	293	297	327	275	21	1213	Kentucky	53	14	67
Opponents	245	262	270	262	25	1064	Opponents	55	11	66





2016-17 FINAL STATISTICS

SEC Tournament Games Only

1-1 0-0 0-0 1-1

13	Akhator, Evelyn	2	2	73	36.5	16	28	.571	0	0	.000	15	21	.714	10	10	20	10.0	5	0	5	6	0	1	47	23.5
25	Epps, Makayla	2	2	75	37.5	16	37	.432	3	8	.375	8	8	1.000	4	10	14	7.0	3	0	4	1	0	2	43	21.5
04	Morris, Maci	2	2	74	37.0	7	24	.292	1	10	.100	7	8	.875	2	4	6	3.0	4	0	4	8	1	0	22	11.0
45	Rice, Alyssa	2	2	50	25.0	8	15	.533	0	0	.000	3	4	.750	5	6	11	5.5	8	1	1	2	1	1	19	9.5
24	Murray, Taylor	1	1	38	38.0	2	8	.250	0	1	.000	4	4	1.000	1	3	4	4.0	2	0	5	0	0	3	8	8.0
22	Cann, Makenzie	2	1	56	28.0	1	10	.100	1	9	.111	0	0	.000	4	5	9	4.5	6	0	2	2	0	0	3	1.5
32	Roper, Jaida	2	0	21	10.5	0	2	.000	0	1	.000	0	0	.000	0	1	1	0.5	2	0	2	0	0	1	0	0.0
15	Hardin, Jessica	2	0	13	6.5	0	6	.000	0	3	.000	0	0	.000	2	0	2	1.0	3	0	0	0	0	0	0	0.0
TM	TEAM.....																									
	Total.....	2				50	130	.385	5	32	.156	37	45	.822	33	48	81	40.5	33	1	23	19	2	8	142	71.0
	Opponents.....	2				52	107	.486	12	27	.444	28	37	.757	9	50	59	29.5	35	-	32	24	9	8	144	72.0
Kentucky		37	31	46	28	142												4	2	6						
Opponents		41	32	32	39	144												5	1	6						

NCAA Games Only

1-1 2-0 0-0 1-1

25	Epps, Makayla	2	2	80	40.0	21	41	.512	5	11	.455	4	7	.571	1	6	7	3.5	2	0	6	2	0	2	51	25.5
13	Akhator, Evelyn	2	2	72	36.0	13	35	.371	0	1	.000	10	13	.769	14	19	33	16.5	5	0	3	5	5	1	36	18.0
04	Morris, Maci	2	2	68	34.0	8	22	.364	4	10	.400	7	8	.875	0	5	5	2.5	7	1	5	3	1	2	27	13.5
24	Murray, Taylor	2	2	71	35.5	4	13	.308	0	2	.000	3	4	.750	2	4	6	3.0	7	0	11	4	0	1	11	5.5
45	Rice, Alyssa	2	2	45	22.5	3	8	.375	0	0	.000	2	2	1.000	2	8	10	5.0	3	0	2	2	1	0	8	4.0
22	Cann, Makenzie	2	0	55	27.5	2	9	.222	1	7	.143	3	4	.750	2	6	8	4.0	1	0	1	3	0	0	8	4.0
20	Poffenberger, Paige	2	0	1	0.5	0	0	.000	0	0	.000	0	0	.000	0	0	0	0.0	0	0	0	0	0	0	0	0.0
32	Roper, Jaida	2	0	8	4.0	0	1	.000	0	1	.000	0	0	.000	0	1	1	0.5	2	0	2	0	0	0	0	0.0
TM	TEAM.....																									
	Total.....	2				51	129	.395	10	32	.313	29	38	.763	27	51	78	39.0	27	1	30	19	7	6	141	70.5
	Opponents.....	2				60	132	.455	15	43	.349	17	27	.630	22	54	76	38.0	39	-	34	19	14	9	152	76.0
Kentucky		39	27	4233	141													5	0	5						
Opponents		33	49	2842	152													9	1	10						



2016-17 GAME-BY-GAME TEAM STATISTICS

Opponent	Date	Site	Attend	FG	FGA	Pct	3FG	FGA	Pct	FT	FTA	Pct	Off	Def	Tot	Avg	PF	A	TO	Blk	Stl	Pts
MIAMI	11/11/16	H	4471	31	64	.484	8	18	.444	12	21	.571	12	27	39	39.0	12	14	11	4	11	82
				26	63	.413	10	30	.333	4	6	.667	10	23	33	33.0	19	16	18	1	6	66
ALBANY	11/12/16	H	4667	22	58	.379	5	19	.263	21	26	.808	13	31	44	41.5	19	15	12	6	7	70
				17	67	.254	4	19	.211	8	12	.667	16	24	40	36.5	21	9	15	7	3	46
NEW HAMPSHIRE	11/17/16	H	4793	36	69	.522	12	25	.480	8	10	.800	10	29	39	40.7	10	22	5	1	6	92
				15	62	.242	6	21	.286	7	10	.700	12	23	35	36.0	14	9	14	5	0	43
at Colorado	11/19/16	A	1507	26	57	.456	5	17	.294	12	21	.571	12	29	41	40.8	13	12	17	2	5	69
				33	78	.423	7	26	.269	6	8	.750	17	22	39	36.8	19	19	7	5	11	79
MOREHEAD STATE	11/23/16	H	4706	30	70	.429	3	15	.200	11	15	.733	11	35	46	41.8	10	14	9	3	5	74
				13	57	.228	8	20	.400	13	14	.929	6	28	34	36.2	20	10	16	6	4	47
SAMFORD	11/27/16	H	4569	27	52	.519	2	10	.200	24	31	.774	9	27	36	40.8	12	12	6	3	4	80
				21	50	.420	10	24	.417	5	7	.714	2	19	21	33.7	22	12	13	1	2	57
OKLAHOMA	12/01/16	H	4400	29	59	.492	7	16	.438	17	20	.850	8	26	34	39.9	12	16	11	2	9	82
				25	61	.410	11	30	.367	7	15	.467	13	22	35	33.9	18	19	17	6	2	68
at Louisville	12/4/16	A	12245	24	57	.421	5	17	.294	14	20	.700	8	32	40	39.9	23	9	19	2	8	67
				27	74	.365	6	23	.261	9	20	.450	21	28	49	35.8	22	19	12	3	8	69
MIDDLE TENNESSEE	12/9/16	H	4625	24	58	.414	0	9	.000	13	17	.765	18	26	44	40.3	13	15	15	4	4	61
				17	49	.347	6	19	.316	8	10	.800	7	15	22	34.2	18	12	14	2	5	48
ARIZONA STATE	12/11/16	H	13225	28	62	.452	4	16	.250	11	12	.917	7	25	32	39.5	13	11	14	0	5	71
				28	67	.418	5	17	.294	12	15	.800	14	27	41	34.9	16	17	15	3	6	73
RADFORD	12/18/16	H	4547	24	65	.369	5	19	.263	6	10	.600	14	29	43	39.8	12	15	10	4	5	59
				14	53	.264	2	20	.100	6	9	.667	9	26	35	34.9	15	7	19	7	5	36
WASHINGTON STATE	12/21/16	H	4874	22	60	.367	8	21	.381	17	23	.739	14	23	37	39.6	14	12	18	2	6	69
				26	63	.413	10	26	.385	5	11	.455	12	26	38	35.2	21	12	19	5	9	67
at Duke	12/29/16	A	4121	18	60	.300	5	16	.313	13	18	.722	15	21	36	39.3	15	6	18	2	15	54
				24	50	.480	6	13	.462	15	18	.833	6	28	34	35.1	14	15	21	4	12	69
at Tennessee	01/01/17	A	9709	25	63	.397	2	16	.125	13	15	.867	9	25	34	38.9	17	7	5	1	6	65
				27	60	.450	5	16	.313	13	16	.813	10	29	39	35.4	13	18	9	2	2	72
MIZZOU	01/05/17	H	4280	22	56	.393	9	19	.474	11	18	.611	8	22	30	38.3	14	14	9	1	3	64
				23	57	.404	11	29	.379	5	7	.714	9	28	37	35.5	19	15	14	2	5	62
TEXAS A&M	01/08/17	H	5669	26	59	.441	3	13	.231	13	14	.929	8	18	26	37.6	18	11	11	6	6	68
				26	59	.441	7	15	.467	18	21	.857	15	23	38	35.6	14	14	13	2	8	77
at Alabama	01/12/17	A	2437	27	56	.482	4	15	.267	13	18	.722	10	27	37	37.5	18	14	15	0	8	71
				21	56	.375	3	10	.300	9	12	.750	10	23	33	35.5	22	9	18	1	10	54
GEORGIA	01/15/17	H	5608	30	58	.517	7	16	.438	15	22	.682	12	26	38	37.6	14	18	11	4	5	82
				22	56	.393	6	11	.545	11	17	.647	9	19	28	35.1	20	12	12	6	3	61
at LSU	01/19/17	A	1875	23	56	.411	2	16	.125	7	13	.538	13	32	45	37.9	10	8	15	3	7	55
				18	55	.327	1	2	.500	5	8	.625	7	23	30	34.8	18	6	12	3	9	42
at Auburn	01/22/17	A	2294	22	48	.458	7	22	.318	13	21	.619	8	25	33	37.7	15	12	19	3	5	64
				22	59	.373	2	17	.118	14	14	1.000	11	20	31	34.6	19	9	14	3	13	60
OLE MISS	01/26/17	H	4272	34	58	.586	8	14	.571	13	21	.619	10	28	38	37.7	16	23	15	4	9	89
				23	61	.377	5	16	.313	6	9	.667	10	13	23	34.0	22	16	19	0	3	57
at Missouri	01/30/17	A	3374	23	58	.397	4	13	.308	17	21	.810	16	15	31	37.4	22	7	8	0	5	67
				23	49	.469	7	17	.412	20	24	.833	13	20	33	34.0	18	10	13	1	5	73
SOUTH CAROLINA	02/02/17	H	5533	21	62	.339	6	19	.316	15	20	.750	12	17	29	37.0	15	9	14	0	5	63
				28	56	.500	7	19	.368	12	15	.800	10	30	40	34.3	18	19	17	8	7	75
VANDERBILT	02/05/17	H	6023	25	63	.397	2	14	.143	19	22	.864	8	21	29	36.7	9	15	10	2	11	71
				26	61	.426	8	24	.333	3	4	.750	13	28	41	34.5	23	19	21	3	3	63
at Georgia	02/09/17	A	3235	21	53	.396	6	18	.333	18	21	.857	13	27	40	36.8	14	9	14	3	5	66
				23	61	.377	3	9	.333	7	12	.583	14	21	35	34.6	20	13	10	6	4	56
at Arkansas	02/16/17	A	1142	23	57	.404	8	20	.400	15	19	.789	12	20	32	36.7	8	13	12	2	9	69
				27	60	.450	7	13	.538	1	4	.250	14	21	35	34.6	19	16	18	3	7	62
FLORIDA	02/19/17	H	6604	26	56	.464	6	19	.316	9	11	.818	13	17	30	36.4	12	18	15	3	9	67
				21	47	.447	2	10	.200	4	7	.571	11	17	28	34.3	12	11	23	1	4	48
MISSISSIPPI STATE	02/23/17	H	5244	28	68	.412	2	9	.222	20	28	.714	12	20	32	36.2	20	10	9	3	7	78
				26	54	.481	7	17	.412	16	22	.727	8	28	36	34.4	28	18	22	11	2	75
at South Carolina	02/26/17	A	18000	30	67	.448	9	26	.346	18	21	.857	11	18	29	36.0	26	12	9	1	5	87
				34	55	.618	2	7	.286	25	34	.735	6	25	31	34.3	19	19	9	4	4	95
vs Alabama	03/03/17	N	5702	20	58	.345	3	13	.231	22	26	.846	13	26	39	36.1	13	12	9	0	6	65
				20	51	.392	8	21	.381	7	10	.700	5	28	33	34.2	19	15	18	2	3	55
vs South Carolina	03/04/17	N	7554	30	72	.417	2	19	.105	15	19	.789	20	22	42	36.3	20	11	10	2	2	77
				32	56	.571	4	6	.667	21	27	.778	4	22	26	34.0	16	17	6	7	5	89
BELMONT	03/17/17	H	3497	26	56	.464	7	15	.467	14	19	.737	10	18	28	36.0	12	18	7	2	4	73
				27	59	.458	9	20	.450	7	9	.778	11	22	33							



2016-17 KENTUCKY SUPERLATIVES

Kentucky Game Highs

Points	92	NEW HAMPSHIRE (11/17/16)
Field Goals Made	36	NEW HAMPSHIRE (11/17/16)
Field Goal Attempts	73	OHIO STATE (03/19/17)
Field Goal Percentage	.586 (34-58)	OLE MISS (01/26/17)
3-PT FG Made	12	NEW HAMPSHIRE (11/17/16)
3-PT FG Attempts	26	at SOUTH CAROLINA (02/26/17)
3-PT FG Percentage	.571 (8-14)	OLE MISS (01/26/17)
FT Made	24	SAMFORD (11/27/16)
FT Attempts	31	SAMFORD (11/27/16)
FT PCT	.929 (13-14)	TEXAS A&M (01/08/17)
Rebounds	50	OHIO STATE (03/19/17)
Assists	23	OLE MISS (01/26/17)
Steals	15	at Duke (12/29/16)
Blocked Shots	6	TEXAS A&M (01/08/17)
Turnovers	19	at Auburn (01/22/17)
Fouls	26	at South Carolina (02/26/17)

Opponent Game Highs

Points	95	at South Carolina (02/26/17)
Field Goals Made	34	at South Carolina (02/26/17)
Field Goal Attempts	78	at Colorado (11/19/16)
Field Goal Percentage	.618 (34-55)	at South Carolina (02/26/17)
3-PT FG Made	11	MIZZOU (01/05/17)
3 PT FG Attempts	30	OKLAHOMA (12/01/16)
3 PT FG Percentage	.667 (4-6)	vs South Carolina (03/04/17)
FT Made	25	at South Carolina (02/26/17)
FT Attempts	34	at South Carolina (02/26/17)
FT PCT	1.000 (14-14)	at Auburn (01/22/17)
Rebounds	49	at Louisville (12/4/16)
Assists	20	OHIO STATE (03/19/17)
Steals	13	at Auburn (01/22/17)
Blocked Shots	11	MISSISSIPPI STATE (02/23/17)
Turnovers	23	FLORIDA (02/19/17)
Fouls	28	MISSISSIPPI STATE (02/23/17)

Kentucky Individual Highs

Points	31	Epps, Makayla vs SOUTH CAROLINA (03/04/17)
Field Goals Made	12	Epps, Makayla vs SOUTH CAROLINA (03/04/17)
Field Goal Att.	26	Epps, Makayla vs SOUTH CAROLINA (03/04/17)
FG Pct (min 5 made)	1.000 (5-5)	Akhatov, Evelyn at Tennessee (01/01/17)
3-Point FG Made	6	Cann, Makenzie vs NEW HAMPSHIRE (11/17/16)
3-Point FG Att.	10	Morris, Maci at Auburn (01/22/17)
3-Pt FG Pct (min 2 made)	1.000 (2-2)	Epps, Makayla vs Alabama (03/03/17)
Free Throws Made	10	Murray, Taylor at MIZZOU (01/30/17)
Free Throw Att.	15	Epps, Makayla vs MIAMI (11/11/16)
FT Pct (min 3 made)	1.000 (10-10)	Murray, Taylor at MIZZOU (01/30/17)
	1.000 (9-9)	Murray, Taylor at SOUTH CAROLINA (02/26/17)
	1.000 (9-9)	Morris, Maci vs ARIZONA STATE (12/11/16)
	1.000 (8-8)	Morris, Maci at GEORGIA (02/09/17)
	1.000 (8-8)	Akhatov, Evelyn vs TEXAS A&M (01/08/17)
	1.000 (8-8)	Akhatov, Evelyn vs ALBANY (11/12/16)
	1.000 (6-6)	Epps, Makayla vs SOUTH CAROLINA (03/04/17)
	1.000 (6-6)	Murray, Taylor vs GEORGIA (01/15/17)
Rebounds	23	Akhatov, Evelyn vs OHIO STATE (03/19/17)
Assists	11	Murray, Taylor vs FLORIDA (02/19/17)
Steals	6	Murray, Taylor at ARKANSAS (02/16/17)
Blocked Shots	4	Akhatov, Evelyn vs OHIO STATE (03/19/17)
	4	Akhatov, Evelyn vs ALBANY (11/12/16)

Kentucky Game Lows

Points	54	at Duke (12/29/16)
FG Made	18	at Duke (12/29/16)
FG Attempts	48	at Auburn (01/22/17)
FG PCT	.300 (18-60)	at Duke (12/29/16)
3-PT FG Made	0	MIDDLE TENNESSEE (12/9/16)
3-PT FG Attempts	9	MIDDLE TENNESSEE (12/9/16)
	9	MISSISSIPPI STATE (02/23/17)
3-PT FG PCT	.000 (0-9)	MIDDLE TENNESSEE (12/9/16)
FT Made	6	RADFORD (12/18/16)
FT Attempts	10	NEW HAMPSHIRE (11/17/16)
	10	RADFORD (12/18/16)
FT PCT	.538 (7-13)	at LSU (01/19/17)
Rebounds	26	TEXAS A&M (01/08/17)
Assists	6	at Duke (12/29/16)
Steals	2	vs South Carolina (03/04/17)
	2	OHIO STATE (03/19/17)
Blocked Shots	0	ARIZONA STATE (12/11/16)
	0	at Alabama (01/12/17)
	0	at Missouri (01/30/17)
	0	SOUTH CAROLINA (02/02/17)
	0	vs Alabama (03/03/17)
Turnovers	5	NEW HAMPSHIRE (11/17/16)
	5	at Tennessee (01/01/17)
Fouls	8	at Arkansas (02/16/17)

Opponent Team Lows

Points	36	RADFORD (12/18/16)
FG Made	13	MOREHEAD STATE (11/23/16)
FG Attempts	47	FLORIDA (02/19/17)
FG PCT	.228 (13-57)	MOREHEAD STATE (11/23/16)
3-PT FG Made	1	at LSU (01/19/17)
3-PT FG Attempts	2	at LSU (01/19/17)
3-PT FG PCT	.100 (2-20)	RADFORD (12/18/16)
FT Made	1	at Arkansas (02/16/17)
FT Attempts	4	VANDERBILT (02/05/17)
FT PCT	.250 (1-4)	at Arkansas (02/16/17)
Rebounds	21	SAMFORD (11/27/16)
Assists	6	at LSU (01/19/17)
Steals	0	NEW HAMPSHIRE (11/17/16)
Blocked Shots	0	OLE MISS (01/26/17)
Turnovers	6	vs SOUTH CAROLINA (03/04/17)
Fouls	12	FLORIDA (02/19/17)



SEC FINAL 2016-17 STANDINGS

	SEC	Pct.	Home	Away	All	Pct.	Home	Away	Neutral	Last 5	Streak
South Carolina [^]	14-2	.875	7-1	7-1	33-4	.892	15-1	10-3	8-0	5-0	W11
Mississippi State	13-3	.813	7-1	6-2	34-5	.872	12-1	12-2	10-2	4-1	L1
Missouri	11-5	.688	7-1	4-4	22-11	.667	15-1	5-8	2-2	3-2	L1
Kentucky	11-5	.688	6-2	5-3	22-11	.667	16-4	5-6	1-1	2-3	L1
Tennessee	10-6	.625	6-2	4-4	20-12	.625	13-3	6-8	1-1	3-2	L1
Texas A&M	9-7	.563	6-2	3-5	22-12	.647	12-3	5-7	5-2	3-2	L1
LSU	8-8	.500	6-2	2-6	20-12	.625	13-3	3-6	4-3	2-3	L2
Georgia	7-9	.438	5-3	2-6	16-15	.516	11-5	3-8	2-2	3-2	L1
Auburn	7-9	.438	3-5	4-4	17-15	.531	7-6	7-6	3-3	2-3	L2
Ole Miss	6-10	.375	5-3	1-7	17-14	.548	15-4	1-9	1-1	1-4	L2
Florida	5-11	.313	2-6	3-5	15-16	.484	3-6	5-8	7-2	2-3	L1
Alabama	5-11	.313	2-6	3-5	22-14	.611	15-6	3-7	4-1	3-2	L1
Vanderbilt	4-12	.250	4-4	0-8	14-16	.467	10-5	3-10	1-1	2-3	L2
Arkansas	2-14	.25	1-7	1-7	13-17	.433	9-8	2-8	2-1	0-5	L11

[^] - SEC Champion, SEC Tournament Champion

COACHES POSTSEASON AWARDS

First Team All-SEC

Ronni Williams, Florida; **Evelyn Akhator, Kentucky**; **Makayla Epps, Kentucky**; Victoria Vivians, Mississippi State; Sophie Cunningham, Missouri; Alaina Coates, South Carolina; A'ja Wilson, South Carolina; Diamond DeShields, Tennessee

Second Team All-SEC

Katie Frerking, Auburn; Pachis Roberts, Georgia; Raigyne Moncrief, LSU; Morgan William, Mississippi State; Jaime Nared, Tennessee; Mercedes Russell, Tennessee; Khaalia Hillsman, Texas A&M; Curtyce Knox, Texas A&M; Danni Williams, Texas A&M

SEC All-Freshman

Ashley Knight, Alabama; Jordan Lewis, Alabama; Jailyn Mason, Arkansas; Delicia Washington, Florida; Amber Smith, Missouri; Tyasha Harris, South Carolina; Kayla Overbeck, Vanderbilt; Erin Whalen, Vanderbilt

All-Defensive Team

Katie Frerking, Auburn; Caliya Robinson, Georgia; Raigyne Moncrief, LSU; Dominique Dillingham, Mississippi State; Alaina Coates, South Carolina; A'ja Wilson, South Carolina

Coach of the Year

Robin Pingeton, Missouri

Player of the Year

A'ja Wilson, South Carolina

Co-Freshman of the Year

Delicia Washington, Florida; Amber Smith, Missouri

Defensive Player of the Year

Raigyne Moncrief, LSU

6th Woman of the Year

Teaira McCowan, Mississippi State

Scholar-Athlete of the Year

Katie Frerking, Auburn

2017 Tournament Results

March 1-6

Greenville, S.C. - Bon Secours Wellness Arena

FIRST ROUND

Wednesday, March 1

Game 1 - #13 Vanderbilt vs. #12 Alabama UA 77-57
Game 2 - #14 Arkansas vs. #11 Florida UF 71-61

SECOND ROUND

Thursday, March 2

Game 3 - #9 Auburn vs. #8 Georgia UG 56-52
Game 4 - #12 Alabama vs. #5 Tennessee UA 72-64
Game 5 - #7 LSU vs. #10 Ole Miss LS 65-49
Game 6 - #11 Florida vs. #6 Texas A&M AM 67-48

THIRD ROUND

Friday, March 3

Game 7 - #8 Georgia vs. #1 South Carolina SC 72-48
Game 8 - #12 Alabama vs. #4 Kentucky UK 65-55
Game 9 - #7 LSU vs. #2 Mississippi State MS 78-61
Game 10 - #6 Texas A&M vs. #3 Missouri AM 62-48

SEMINFINALS

Saturday, March 4

Game 11 - #4 Kentucky vs. #1 South Carolina SC 89-77
Game 12 - #6 Texas A&M vs. #2 Mississippi State MS 66-50

FINALS

Sunday, March 5

Game 13 - #2 Mississippi St. vs. #1 South Carolina SC 59-49

2017 Tournament Team

A'ja Wilson, South Carolina (MVP)
Kaela Davis, South Carolina
Morgan William, Mississippi State
Makayla Epps, Kentucky
Evelyn Akhator, Kentucky

2016-17 SEC Community Service Team

Ashley Williams • Alabama; Devin Cospoer • Arkansas; Katie Frerking • Auburn; Brooke Copeland • Florida; Mackenzie Ingram • Georgia; **Alyssa Rice • Kentucky**; Rina Hill • LSU; Shandricka Sessom • Ole Miss; Blair Schaefer • Mississippi State; Lianna Doty • Missouri; Alaina Coates • South Carolina; Jordan Reynolds • Tennessee; Alyssa Michalke • Texas A&M; Minta Spears • Vanderbilt

AP POSTSEASON AWARDS

First Team All-SEC

Ronni Williams, Florida
Makayla Epps, Kentucky
Victoria Vivians, Mississippi State
Sophie Cunningham, Missouri
A'ja Wilson, South Carolina

Second Team All-SEC

Evelyn Akhator, Kentucky
Morgan William, Mississippi State
Alaina Coates, South Carolina
Diamond DeShields, Tennessee
Mercedes Russell, Tennessee
Curtyce Knox, Texas A&M

SEC Coach of the Year

Robin Pingeton, Missouri

SEC Player of the Year

A'ja Wilson, South Carolina

SEC Freshman of the Year

Jordan Lewis, Alabama



EXH

#19 KENTUCKY 78, UNION 60 - FINAL [EXH]

Nov. 3, 2016 • Lexington, Ky. (Memorial Coliseum)

Official Basketball Box Score - Game Totals - Final Statistics
UNION UNIVERSITY vs Kentucky
 11/03/16 7:02 PM at Memorial Coliseum, Lexington, KY

UNION UNIVERSITY 60		Total	3-Ptr	Rebounds		PF		TP		A TO Blk Stl		Min	
##	Player	FG-FGA	FG-FGA	FT-FTA	Off Def Tot	PF	TP	A	To	Blk	Stl	Min	
10	Nielsen, Fredi	4-5	0-0	0-0	2 5	7	5	8	1	0	3	31	
32	Lytte, Sara	4-12	0-0	0-0	0 0	3	8	1	3	0	0	34	
01	Perkins, Jada	3-6	2-4	0-0	1 3	4	1	8	6	4	0	23	
02	Smith, Jada	2-10	1-3	0-0	0 2	5	5	2	1	0	1	24	
15	Bodiford, Chelsea	6-11	3-7	0-0	0 4	4	1	15	2	3	1	37	
03	Little, Anna Lea	0-1	0-1	0-0	0 0	0	0	0	0	0	0	6	
11	Lewis, Megan	0-0	0-0	0-0	0 0	0	0	0	0	0	0	1	
20	Montgomery, McKenna	0-0	0-0	0-0	0 0	0	0	0	0	0	0	1	
21	Rechis, Tiffany	5-7	4-5	1-1	0 5	5	0	15	3	1	0	28	
24	Lytte, Bethany	0-2	0-0	1-2	0 0	2	1	0	0	0	1	6	
Team				1 2 3				2 2					
Totals		24-54	10-24	2-3	4 21	25	17	60	15	14	4	4	200

FG % 1st Half: 13-28 46.4% 2nd half: 11-26 42.3% Game: 24-54 44.4%
 3FG % 1st Half: 6-12 50.0% 2nd half: 4-12 33.3% Game: 10-24 41.7%
 FT % 1st Half: 0-0 0.0% 2nd half: 2-3 66.7% Game: 2-3 66.7%

Deadball Rebounds: 1

Kentucky 78

##	Player	FG-FGA	FG-FGA	FT-FTA	Off Def Tot	PF	TP	A	To	Blk	Stl	Min
13	Akhatov, Evelyn	5-12	0-0	7-10	12 5 17	1	17	2	1	3	2	34
45	Rice, Alyssa	0-5	0-0	5-6	6 4 10	1	5	0	2	1	0	28
04	Morris, Maci	4-11	0-4	0-2	0 3 3	0	4	2	1	0	3	34
24	Murray, Taylor	2-5	0-2	0-0	3 1 4	1	4	7	2	0	1	27
25	Epps, Makayla	12-24	6-9	1-1	1 4 5	1	31	4	0	0	1	33
15	Hardin, Jessica	1-5	1-4	0-0	0 0	1	3	0	1	0	0	10
21	Poffenberger, Paige	0-0	0-0	0-0	0 0	0	0	0	0	0	0	1
22	Cann, Makenzie	3-6	3-5	1-2	1 3 4	0	10	0	0	0	0	18
32	Roper, Jaida	0-3	0-1	0-0	1 1 2	0	4	1	0	0	1	15
Team				4 5				1 1				
Totals		27-71	10-25	14-21	25 25 50	5	78	19	8	4	8	200

FG % 1st Half: 18-37 48.6% 2nd half: 9-34 26.5% Game: 27-71 38.0%
 3FG % 1st Half: 8-14 57.1% 2nd half: 2-11 18.2% Game: 10-25 40.0%
 FT % 1st Half: 5-7 71.4% 2nd half: 9-14 64.3% Game: 14-21 66.7%

Deadball Rebounds: 5.1

Officials: Dee Kantner, Kylie Galloway, Chaney Muench
 Technical fouls: UNION UNIVERSITY-None. Kentucky-None.
 Attendance: 1339

Score by periods	1st	2nd	3rd	4th	Total
UNION UNIVERSITY	19	7	21	60	
Kentucky	25	24	14	78	

Last FG - UK 4th-00:59, UK 4th-00:05.
 Largest lead - UK None, UK by 24 3rd-01:19.
 UK led for 00:00, UK led for 38:59. Game was tied for 00:35.

Notables: Kentucky opened the game with an 11-0 run, including back-to-back 3s by Makayla Epps forcing a Union timeout ... In the first half alone, Kentucky hit eight 3-pointers, something the Wildcats only accomplished in four games last year let alone in a half. UK's season high for 3s last year was 11 against Colorado on Nov. 22, 2015 ... Epps paced all scorers with 31 points. She also added five rebounds and four assists.

1

#19 KENTUCKY 82, #14 MIAMI 66 - FINAL

Nov. 11, 2016 • Lexington, Ky. (Memorial Coliseum)

Official Basketball Box Score - Game Totals - Final Statistics
MIAMI vs Kentucky
 11/11/16 7:02 pm at Memorial Coliseum, Lexington, KY

MIAMI 66 • 0-1		Total	3-Ptr	Rebounds		PF		TP		A TO Blk Stl		Min
##	Player	FG-FGA	FG-FGA	FT-FTA	Off Def Tot	PF	TP	A	To	Blk	Stl	Min
20	Keyona Hayes	4-8	0-0	0-0	5 10	10	1	8	4	5	0	31
30	Erykah Davenport	4-7	0-0	2-4	0 5	4	10	0	3	1	2	20
01	Laura Cornelius	1-3	1-2	2-2	1 4	5	3	7	3	0	1	27
03	Jessica Thomas	4-10	2-7	0-0	0 0	3	10	1	1	0	1	32
23	Adrienne Motley	6-19	4-11	0-0	1 4	5	3	16	3	1	0	35
00	Keyanna Harris	2-4	0-1	0-0	2 1	3	2	4	0	3	0	17
04	Shaneese Bailey	0-1	0-1	0-0	0 2	2	0	0	0	1	0	7
05	Nigia Greene	4-8	3-7	0-0	0 0	0	0	11	0	0	0	17
12	Sarah Mortensen	0-1	0-1	0-0	0 0	0	0	0	0	0	0	5
21	Emese Hof	1-1	0-0	0-0	0 0	0	1	2	0	0	0	3
25	Khalia Prather	0-1	0-0	0-0	0 0	0	0	0	0	1	0	6
Team				1 2 3				0 0				
Totals		26-63	10-30	4-6	10 23 33	19	66	16	18	1	6	200

FG % 1st Half: 11-30 36.7% 2nd half: 15-33 45.5% Game: 26-63 41.3%
 3FG % 1st Half: 5-16 31.3% 2nd half: 5-14 35.7% Game: 10-30 33.3%
 FT % 1st Half: 2-2 100.0 2nd half: 2-4 50.0% Game: 4-6 66.7%

Deadball Rebounds: 2.2

Kentucky 82 • 1-0

##	Player	FG-FGA	FG-FGA	FT-FTA	Off Def Tot	PF	TP	A	To	Blk	Stl	Min
13	Akhatov, Evelyn	8-14	0-0	2-2	4 6 10	3	18	1	3	2	2	24
45	Rice, Alyssa	2-4	0-0	0-0	1 2 3	2	4	0	0	0	0	19
04	Morris, Maci	4-13	3-6	0-0	0 2	2	11	2	3	1	0	36
24	Murray, Taylor	3-6	1-2	1-2	1 3	4	8	3	1	0	3	26
25	Epps, Makayla	10-19	1-4	8-15	0 3 3	0	29	5	3	0	3	37
15	Hardin, Jessica	2-4	1-3	0-0	1 2 3	1	5	0	0	0	0	19
22	Cann, Makenzie	2-4	2-3	1-2	3 4 7	1	7	2	0	1	3	35
32	Roper, Jaida	0-0	0-0	0-0	0 0	0	0	0	1	1	0	4
Team				2 7				2 7				
Totals		31-64	8-18	12-21	12 27 39	12	82	14	11	4	11	200

FG % 1st Half: 15-35 42.9% 2nd half: 16-29 55.2% Game: 31-64 48.4%
 3FG % 1st Half: 4-11 36.4% 2nd half: 4-7 57.1% Game: 8-18 44.4%
 FT % 1st Half: 4-8 50.0% 2nd half: 8-13 61.5% Game: 12-21 57.1%

Deadball Rebounds: 5

Officials: Lisa Mattingly, Ed Sidlasky, Luis Gonzalez
 Technical fouls: MIAMI-None. Kentucky-None.
 Attendance: 4471

Score by periods	1st	2nd	3rd	4th	Total
MIAMI	15	12	16	66	
Kentucky	12	26	19	82	

Last FG - UK 4th-03:24, UK 4th-00:50.
 Largest lead - UK by 5 1st-06:58, UK by 16 4th-00:50.
 UK led for 04:14, UK led for 30:15. Game was tied for 00:30.

Notables: Kentucky went on a 13-0 run to close the game as part of a 15-2 overall run in the fourth quarter ... Kentucky had 11 steals in the game, which was its most in a game since having 10 against Auburn on Jan. 17, 2016 ... Makayla Epps led all scorers with 29 points in the contest, 18 of which came in the fourth quarter ... Epps' 29 points are the most by a UK player in a regular season, non-conference home game since Dec. 7, 2010.

2

#19 KENTUCKY 70, ALBANY 46 - FINAL

Nov. 12, 2016 • Lexington, Ky. (Memorial Coliseum)

Official Basketball Box Score - Game Totals - Final Statistics
ALBANY vs Kentucky
 11/12/16 7:02 pm at Memorial Coliseum, Lexington, KY

ALBANY 46 • 0-1		Total	3-Ptr	Rebounds		PF		TP		A TO Blk Stl		Min
##	Player	FG-FGA	FG-FGA	FT-FTA	Off Def Tot	PF	TP	A	To	Blk	Stl	Min
10	Hixson, Bailey	2-9	1-6	0-0	1 5 6	1	5	1	0	1	1	24
15	Fequiere, Jessica	2-6	1-2	0-0	1 0 1	1	2	5	0	0	0	22
33	Carter, Tianna-Jo	2-6	0-0	0-0	2 3 5	3	4	1	1	0	0	14
00	Trpic, Mackenzie	1-4	1-3	1-2	0 2 2	1	4	1	2	0	0	26
12	Tate, Imani	1-9	1-5	0-0	5 1 6	3	9	4	5	0	1	33
03	Stokes, Khepera	2-9	0-2	0-0	1 1 2	4	0	1	0	0	0	16
13	Aiyalobge, Bose	1-5	0-1	0-0	2 5 7	2	2	2	2	1	2	22
22	Forster, Heather	1-4	0-0	3-4	1 3 4	4	5	1	2	2	0	20
24	Schecter, Alexi	1-2	0-0	1-2	0 0 0	0	3	0	0	2	0	5
34	Edwards, Cassandra	1-3	0-0	3-4	1 0 1	3	5	1	0	0	0	18
Team				3 4 7				3 4				
Totals		17-67	4-19	8-12	16 24 40	21	46	9	15	7	3	200

FG % 1st Half: 8-37 21.6% 2nd half: 9-30 30.0% Game: 17-67 25.4%
 3FG % 1st Half: 1-10 10.0% 2nd half: 3-9 33.3% Game: 4-19 21.1%
 FT % 1st Half: 2-2 100.0 2nd half: 6-10 60.0% Game: 8-12 66.7%

Deadball Rebounds: 7.1

Kentucky 70 • 2-0

##	Player	FG-FGA	FG-FGA	FT-FTA	Off Def Tot	PF	TP	A	To	Blk	Stl	Min
13	Akhatov, Evelyn	10-15	0-0	8-8	1 12 13	3	28	0	0	4	1	29
45	Rice, Alyssa	2-3	0-0	4-8	4 3 7	4	8	2	2	1	0	19
04	Morris, Maci	3-11	2-5	0-0	1 3 4	1	8	2	2	1	2	35
24	Murray, Taylor	1-4	0-1	2-2	0 3 3	2	4	3	3	0	1	25
25	Epps, Makayla	2-8	0-3	4-4	0 2 2	4	8	6	2	0	0	26
00	Haisel, LaShae	0-0	0-0	0-0	0 0	0	0	0	0	0	0	1
15	Hardin, Jessica	2-8	2-4	0-1	2 3 5	3	6	0	1	0	1	21
20	Poffenberger, Paige	0-1	0-0	1-1	0 0 0	0	0	1	0	0	0	2
22	Cann, Makenzie	2-6	2-6	3-3	2 1 3	1	0	1	0	0	1	27
32	Roper, Jaida	0-2	0-0	0-0	0 0 0	1	0	1	0	0	1	14
Team				2 3 5				2 4 6				
Totals		22-58	5-19	21-26	13 31 44	19	70	15	12	6	7	200

FG % 1st Half: 12-26 46.2% 2nd half: 10-32 31.3% Game: 22-58 37.9%
 3FG % 1st Half: 3-11 27.3% 2nd half: 2-8 25.0% Game: 5-19 26.3%
 FT % 1st Half: 9-11 81.8% 2nd half: 12-15 80.0% Game: 21-26 80.0%

Deadball Rebounds: 3

Officials: Tina Napier, Gina Cross, Bruce Morris
 Technical fouls: ALBANY-None. Kentucky-None.
 Attendance: 4667

Score by periods	1st	2nd	3rd	4th	Total
ALBANY	11	8	15	46	
Kentucky	19	17	17	70	

Last FG - ALBANY 4th-00:01, UK 4th-03:31.
 Largest lead - ALBANY by 2 1st-08:37, UK by 29 4th-04:02.
 ALBANY led for 00:48, UK led for 37:02. Game was tied for 00:24.

Notables: After being tied 7-7 early, Kentucky went on a 10-0 run, sparked by 3-pointers from Maci Morris and Jessica Hardin, and Kentucky did not trail again ... Evelyn Akhatov posted a career-high 28 points and her fourth consecutive double-double by adding a game-high 13 rebounds ... Akhatov's 12 defensive rebounds also marked a career-high ... For the first time in the Matthew Mitchell era, Kentucky had a 28-point scorer in consecutive games.

3

#15 KENTUCKY 92, NEW HAMPSHIRE 43 - FINAL

Nov. 17, 2016 • Lexington, Ky. (Memorial Coliseum)

Official Basketball Box Score - Game Totals - Final Statistics
NEW HAMPSHIRE vs Kentucky
 11/17/16

4

#15 KENTUCKY 69, COLORADO 79 - FINAL

Nov. 19, 2016 • Boulder, Colo. (Coors Event Center)



Official Basketball Box Score - Game Totals - Final Statistics
Kentucky vs Colorado
11/19/16 7:02 pm MT at Boulder, Colo. (Coors Events Center)



Kentucky 69 • 3-1

#	Player	Total		3-Ptr		Rebounds			PF	TP	A	T	Blk	Stl	Min
		FG	FGA	FG	FGA	FT	FTA	Off							
13	Akhatov, Evelyn	r	5-9	0-0	2-6	7	7	14	3	12	1	4	1	0	34
45	Rice, Alyssa	c	3-8	0-0	0-2	2	2	4	2	6	2	1	0	0	21
04	Morris, Maci	g	5-11	3-6	1-2	1	3	4	2	14	2	2	1	1	34
24	Murray, Taylor	g	6-10	1-2	1-2	1	5	6	2	14	2	1	0	0	34
25	Epps, Makayla	g	4-8	0-2	6-9	0	1	1	0	14	4	4	0	2	37
15	Hardin, Jessica	c	0-2	0-2	0-0	1	1	2	0	0	0	1	0	0	6
22	Cann, Makenzie	g	2-6	1-4	0-0	0	3	3	2	5	1	1	0	2	24
32	Roper, Jaida	g	1-3	0-1	2-2	0	1	1	2	4	0	3	0	0	10
Team					0		6		6						
Totals			26-57	5-17	12-21	12	29	41	13	69	12	17	2	5	200

FG % 1st Half: 13-33 39.4% 2nd half: 13-24 54.2% Game: 26-57 45.6%
3FG % 1st Half: 3-9 33.3% 2nd half: 2-8 25.0% Game: 5-17 29.4%
FT % 1st Half: 6-10 60.0% 2nd half: 6-11 54.5% Game: 12-21 57.1%

Colorado 79 • 3-0

#	Player	Total		3-Ptr		Rebounds			PF	TP	A	T	Blk	Stl	Min
		FG	FGA	FG	FGA	FT	FTA	Off							
01	Ellis, Makenzie	r	0-3	0-1	0-0	1	1	2	1	0	0	1	1	0	21
22	Smith, Haley	r	7-13	4-6	0-0	2	6	8	3	18	0	0	3	3	37
15	Corneal, Zoe	c	4-7	0-0	2-2	3	4	7	3	10	0	0	0	0	29
02	Robinson, Alexis	g	8-16	2-6	1-1	0	2	2	2	19	4	1	1	1	33
14	Leonard, Kennedy	g	6-21	1-10	1-2	0	1	1	2	14	12	0	0	2	38
12	Freeman, Ariana	g	2-6	0-0	1-1	1	2	3	1	5	1	3	0	0	11
13	Thomas, Brecca	g	0-2	0-1	1-2	0	1	1	0	1	1	0	0	0	5
21	Burich, Monica	g	2-4	0-2	0-0	3	3	6	4	4	1	1	0	3	13
31	Beard-Falls, Zoe	g	4-6	0-0	0-0	3	2	5	3	8	0	1	0	1	8
Team					4		0		4						
Totals			33-78	7-26	6-8	17	22	39	19	79	19	7	5	11	200

FG % 1st Half: 14-36 38.9% 2nd half: 19-42 45.2% Game: 33-78 42.3%
3FG % 1st Half: 3-11 27.3% 2nd half: 4-15 26.7% Game: 7-26 26.9%
FT % 1st Half: 6-8 75.0% 2nd half: 0-0 0.0% Game: 6-8 75.0%

Officials: Brenda Pantoja (R), In'Ni Robinson, Benny Luna
Technical fouls: Kentucky-None. Colorado-None.
Attendance: 1507
Kentucky ranked No. 15 in AP poll, No. 19 in USA Today Coaches Poll

Score by periods	1st	2nd	3rd	4th	Total
Kentucky	12	23	16	18	69
Colorado	11	26	17	21	79

Points	In	Off	2nd	Fast	Bench
UK	Point	T/O	Chance	Break	
UK	36	12	12	10	9
COLO	36	17	22	11	18

Last FG - UK 4th-00:39, COLO 4th-02:56.
Largest lead - UK by 8 1st-02:27, COLO by 15 4th-07:22.
UK led for 12:51, COLO led for 23:07. Game was tied for 03:50.

Score tied - 6 times.
Lead changed - 3 times.

Notables: After Kentucky got off to an early 12-4 lead, the Buffaloes went on a 7-0 run to end the first quarter and the Wildcats led by just one point, 12-11 ... UK trailed at halftime for the first time this season, 37-35 ... Kentucky trailed by its largest deficit of the season, as Colorado took a 75-60 lead in the middle of the fourth quarter ... Kentucky had four players post double-digit scoring performances, with three earning 14 points for a team high.

5

#20 KENTUCKY 74, MOREHEAD STATE 47 - FINAL

Nov. 23, 2016 • Lexington, Ky. (Memorial Coliseum)



Official Basketball Box Score - Game Totals - Final Statistics
MOREHEAD STATE vs Kentucky
11/23/16 7:02 pm at Memorial Coliseum, Lexington, KY



MOREHEAD STATE 47 • 3-2

#	Player	Total		3-Ptr		Rebounds			PF	TP	A	T	Blk	Stl	Min
		FG	FGA	FG	FGA	FT	FTA	Off							
14	STEELE, Shay	r	1-2	0-0	0-0	0	2	2	3	2	1	1	0	0	20
32	MCKEE, Eriell	r	2-7	1-3	0-0	0	12	12	1	5	2	0	4	1	33
11	CROCKETT, Miranda	g	1-10	0-0	2-2	2	2	4	2	4	2	0	1	0	24
12	MCQUEEN, Brianna	g	4-17	3-6	3-4	0	2	2	4	14	2	8	0	1	24
34	WELLS, Aaliyah	g	2-8	2-4	4-4	2	5	7	3	10	0	2	1	0	33
01	JACKSON, Breuna	g	2-7	2-4	2-2	0	0	3	8	4	1	0	2	23	
03	CAMPBELL, Georgia	g	0-0	0-0	0-0	0	2	2	0	0	0	0	0	0	9
15	BYRD, Katelyn	g	0-1	0-1	0-0	0	0	0	3	0	1	0	0	8	
20	TODD, Brooke	g	1-1	0-0	0-0	0	1	1	2	0	0	0	0	18	
22	TATE, KayK	g	0-3	0-2	2-2	0	1	1	1	2	0	1	0	6	
24	BESS, Kendall	g	0-1	0-0	0-0	0	0	0	0	0	0	0	0	1	
33	ST. LOUIS, Dominique	g	0-0	0-0	0-0	0	0	0	0	0	0	0	0	0	
Team					1		2		1						
Totals			13-57	8-20	13-14	6	28	34	20	47	10	16	6	4	200

FG % 1st Half: 7-28 25.0% 2nd half: 6-29 20.7% Game: 13-57 22.8%
3FG % 1st Half: 5-11 45.5% 2nd half: 3-9 33.3% Game: 8-20 40.0%
FT % 1st Half: 0-0 0.0% 2nd half: 13-14 92.9% Game: 13-14 92.9%

Kentucky 74 • 4-1

#	Player	Total		3-Ptr		Rebounds			PF	TP	A	T	Blk	Stl	Min
		FG	FGA	FG	FGA	FT	FTA	Off							
13	Akhatov, Evelyn	r	5-10	0-0	1-2	2	7	9	0	11	0	1	0	1	29
45	Rice, Alyssa	c	1-6	0-0	0-0	3	3	6	1	2	1	2	2	0	26
04	Morris, Maci	g	6-13	0-3	2-2	3	3	6	3	14	1	1	1	1	33
24	Murray, Taylor	g	8-13	2-5	0-0	0	8	8	1	18	2	1	0	2	27
25	Epps, Makayla	g	6-17	1-1	0-0	1	2	3	1	12	1	1	0	2	29
00	Halsel, LaShae	g	0-0	0-0	0-0	0	1	1	0	0	0	0	0	0	1
15	Hardin, Jessica	g	1-3	0-2	0-0	0	0	0	1	2	0	0	0	0	18
20	Poffenberger, Paige	g	0-0	0-0	0-0	0	0	0	0	0	0	0	0	0	2
22	Cann, Makenzie	g	3-6	1-4	0-0	2	7	1	7	1	1	1	0	0	26
32	Roper, Jaida	g	0-2	0-0	2-4	0	0	0	1	2	0	3	0	0	9
Team					6		6		6						
Totals			30-70	3-15	11-15	11	35	46	10	74	14	9	3	5	200

FG % 1st Half: 14-35 40.0% 2nd half: 16-35 45.7% Game: 30-70 42.9%
3FG % 1st Half: 3-9 33.3% 2nd half: 0-6 0.0% Game: 3-15 20.0%
FT % 1st Half: 2-4 50.0% 2nd half: 9-11 81.8% Game: 11-15 73.3%

Officials: Maj Forsberg, Rod Creech, Charlie Must
Technical fouls: MOREHEAD STATE-None. Kentucky-None.
Attendance: 4706

Score by periods	1st	2nd	3rd	4th	Total
MOREHEAD STATE	17	2	17	11	47
Kentucky	20	13	16	25	74

Points	In	Off	2nd	Fast	Bench
MORW	Point	T/O	Chance	Break	
MORW	6	10	4	0	12
UK	40	18	8	0	11

Last FG - MORW 4th-04:31, UK 4th-00:39.
Largest lead - MORW None, UK by 27 4th-00:14.
MORW led for 00:00, UK led for 39:18. Game was tied for 00:17.

Score tied - 0 times.
Lead changed - 0 times.

Notables: Kentucky went on an 11-0 run to start the game and never trailed in the contest ... MSU's two points scored in the second quarter tied Kentucky's program record for fewest points allowed in a quarter ... UK outscored the Eagles 40-6 in the paint ... This was the third time this season Kentucky has held an opponent to 20 points or less in a first half ... Kentucky limited MSU to five made two-point field goals, the fewest by an opponent since 11/29/15 vs. Jackson State.

6

#20 KENTUCKY 80, SAMFORD 57 - FINAL

Nov. 27, 2016 • Lexington, Ky. (Memorial Coliseum)



Official Basketball Box Score - Game Totals - Final Statistics
SAMFORD vs Kentucky
11/27/16 2:02 pm at Memorial Coliseum, Lexington, KY



SAMFORD 57 • 2-4

#	Player	Total		3-Ptr		Rebounds			PF	TP	A	T	Blk	Stl	Min
		FG	FGA	FG	FGA	FT	FTA	Off							
22	Riggins, Ellen	r	2-9	1-4	0-0	0	0	0	4	5	3	2	0	0	24
25	Fitzgerald, Samantha	g	2-4	1-1	0-0	0	4	4	2	0	1	0	0	0	13
05	Blevins, Kassidy	g	7-13	3-6	1-1	0	3	3	18	0	0	0	0	29	
12	Brown, Charity	g	1-5	1-2	0-0	0	2	2	4	3	2	3	0	0	28
13	Stevens, Brittany	g	0-1	0-0	0-2	1	1	2	2	0	4	3	0	1	24
02	Nichols, Hannah	g	6-9	1-4	4-4	0	2	2	3	17	0	2	0	0	27
11	Serup, Paige	g	0-0	0-0	0-0	0	0	0	1	0	0	0	0	0	5
21	Allen, Katie	g	1-2	1-1	0-0	0	0	0	3	1	1	0	1	5	
31	Williams, Cassidy	g	2-5	0-1	5-7	0	0	0	0	0	0	0	0	0	13
32	Crozier, Olivia	g	0-2	0-1	0-0	0	5	3	0	1	1	1	0	0	16
Team					1		3		3						
Totals			21-50	10-24	5-7	2									

8

#19 KENTUCKY 67, #7 LOUISVILLE 69 - FINAL- OT

Dec. 4, 2016 • Louisville, Ky. (KFC YUM! Center)



Official Basketball Box Score - Game Totals - Final Statistics
Kentucky vs LOUISVILLE
12/4/16 2:02PM at KFC Yum! Center, Louisville, KY



Kentucky 67 • 6-2

#	Player	r	Total			3-Ptr			Rebounds			PF	TP	A	T	Blk	Stl	Min
			FG	FGA	FT	FTA	FG	FGA	FT	FTA	Off							
13	Akhatov, Evelyn	r	4-6	0-0	0-2	2	3	5	8	1	4	0	1	19				
04	Morris, Maci	g	3-9	2-4	2-0	0	3	3	10	0	3	1	0	42				
23	Cann, Makenzie	g	1-7	1-6	0-0	1	3	4	3	1	3	0	11	45				
24	Murray, Taylor	g	7-14	0-3	7-10	0	5	5	4	21	1	1	0	44				
25	Epps, Makayla	g	8-19	1-3	5-8	0	16	16	3	22	6	7	0	35				
15	Hardin, Jessica	g	1-1	1-1	0-0	0	0	0	1	3	0	0	0	4				
45	Rice, Alyssa	g	0-1	0-0	0-0	3	2	5	4	0	1	1	2	26				
Team						2			0									
Totals			24-57	5-17	14-20	8	32	40	23	67	9	19	2	8	225			

1st - FG %:	5-12 41.7%	2nd - 6-14 42.9%	3rd - 5-10 50.0%	4th - 4-14 28.6%	Game:	24-57 42.1%	Deadball
3FG %:	1-5 20.0%	1-3 33.3%	1-5 20.0%	1-4 25.0%		4-17 23.5%	Rebounds
FT %:	0-2 0.0%	2-2 100.0%	6-8 75.0%	4-5 80.0%		14-20 70.0%	3

LOUISVILLE 69 • 7-2

#	Player	r	Total			3-Ptr			Rebounds			PF	TP	A	T	Blk	Stl	Min
			FG	FGA	FT	FTA	FG	FGA	FT	FTA	Off							
02	HINES-ALLEN, Myisha	r	13-22	0-1	0-2	3	2	5	26	0	5	2	0	27				
04	MOORE, Mariya	r	1-10	1-9	5-8	5	4	9	2	8	8	3	0	44				
13	WALTON, Cortnee	r	2-6	0-0	0-0	4	6	10	4	4	0	1	1	41				
00	JACKSON, Brihanna	g	2-11	0-2	1-2	2	8	10	4	5	8	0	0	41				
25	DURR, Asia	g	5-18	4-10	4-4	2	3	5	3	15	1	2	0	42				
15	JOHNSON, Taylor	g	0-0	0-0	0-0	1	0	1	2	0	1	0	1	4				
21	SHOOK, Kylee	g	1-2	1-1	1-2	1	1	2	1	4	0	0	0	8				
23	JONES, Jazmine	g	3-5	0-0	1-2	3	1	4	1	7	1	0	0	15				
40	JOHNSON, Ciera	g	0-0	0-0	0-0	1	1	0	0	0	0	0	0	3				
Team						2			2									
Totals			27-74	6-23	9-20	21	28	49	22	69	19	12	3	8	225			

1st - FG %:	8-18 44.4%	2nd - 5-13 38.5%	3rd - 5-21 23.8%	4th - 5-17 29.4%	Game:	27-74 36.5%	Deadball
3FG %:	2-7 28.6%	1-5 20.0%	1-5 20.0%	1-5 20.0%		6-23 26.1%	Rebounds
FT %:	0-0 0.0%	1-2 50.0%	3-8 37.5%	1-2 50.0%		9-20 45.0%	5

Officials: Eric Brewton, Wesley Dean, Pualani Spurlock
Technical fouls: Kentucky-None. LOUISVILLE-None.
Attendance: 12245

Score by periods	1st				2nd				3rd				4th				OT	Total
	1st	2nd	3rd	4th	1st	2nd	3rd	4th	1st	2nd	3rd	4th	1st	2nd	3rd	4th		
Kentucky	11	15	17	13	11	11	6	7	6	7	11	11	6	7	6	67		
LOUISVILLE	18	12	14	12	13	6	9	11	11	12	13	6	9	11	69			

Last FG - UK OT-00:05, LOU OT-00:23.
Largest lead - UK by 4 4th-03:56, LOU by 9 1st-01:47.
UK led for 04:47, LOU led for 36:39. Game was tied for 03:34.

Notables: Kentucky took a four-point lead with 3:56 left in the game, but Louisville would tie it up to send the game to UK's first overtime contest of the season ... Kentucky committed a season-high 19 turnovers which UofL scored 18 points off of ... Makayla Epps recorded a career-high 16 rebounds to go along with 22 points for her first double-double of the season ... Taylor Murray also had a career-high scoring performance, adding 21 points for the Blue and White.

9

#15 KENTUCKY 61, MTSU 48 - FINAL

Dec. 9, 2016 • Lexington, Ky. (Memorial Coliseum)



Official Basketball Box Score - Game Totals - Final Statistics
MIDDLE TENNESSEE vs Kentucky
12/9/16 7:02 PM at MEMORIAL COLISEUM - LEXINGTON, KY



MIDDLE TENNESSEE 48 • 2-4

#	Player	r	Total			3-Ptr			Rebounds			PF	TP	A	T	Blk	Stl	Min
			FG	FGA	FT	FTA	FG	FGA	FT	FTA	Off							
00	JOHNSON, Alex	r	8-18	0-0	3-4	2	2	4	3	19	1	0	1	1	38			
12	LYON, Gabby	r	0-1	0-0	0-0	1	2	3	5	0	0	1	1	18				
05	SISSOM, Abbey	g	2-10	1-5	2-2	1	5	6	1	7	4	6	0	38				
12	LOURO, Jess	g	0-3	0-3	0-0	0	3	3	0	3	3	0	1	0	17			
20	PETTY, Ty	g	5-12	5-10	2-2	0	0	0	2	17	6	3	0	40				
03	ALLISON, Kyla	g	1-1	0-0	0-0	0	0	0	0	2	0	0	0	12				
14	COLLIER, Katie	g	0-1	0-1	0-0	1	1	2	1	2	1	0	1	0	13			
24	REUTER, Rebecca	g	0-1	0-0	1-2	0	0	0	2	1	3	0	0	17				
35	SAVAGE, Charity	g	1-2	0-0	0-0	0	0	0	0	1	2	0	0	7				
Team						2			2									
Totals			17-49	6-19	8-10	7	15	22	18	48	12	14	2	5	200			

1st - FG %:	7-15 46.7%	2nd - 5-11 45.5%	3rd - 4-12 33.3%	4th - 1-11 9.1%	Game:	17-49 34.7%	Deadball
3FG %:	3-6 50.0%	0-0 0.0%	0-1 0.0%	0-5 0.0%		3-6 50.0%	Rebounds
FT %:	1-1 100.0%	0-0 0.0%	2-3 66.7%	5-6 83.3%		8-10 80.0%	0,1

Kentucky 61 • 7-2

#	Player	r	Total			3-Ptr			Rebounds			PF	TP	A	T	Blk	Stl	Min
			FG	FGA	FT	FTA	FG	FGA	FT	FTA	Off							
13	Akhatov, Evelyn	r	5-8	0-0	3-5	4	9	12	4	13	0	1	1	30				
04	Morris, Maci	g	1-6	0-3	0-0	1	2	3	2	3	4	1	0	36				
22	Cann, Makenzie	g	2-10	0-5	2-3	1	0	1	6	3	3	0	0	33				
24	Murray, Taylor	g	6-12	0-1	4-4	4	3	7	1	16	3	2	0	34				
25	Epps, Makayla	g	6-11	0-0	1-1	0	3	3	2	13	3	0	0	29				
15	Hardin, Jessica	g	0-0	0-0	0-0	0	2	2	0	0	0	0	0	6				
32	Roper, Jaida	g	2-3	0-0	3-4	1	2	3	1	7	3	1	0	18				
45	Rice, Alyssa	g	2-8	0-0	0-0	4	2	6	4	2	6	4	1	1	40			
Team						4			3									
Totals			24-58	0-9	13-17	18	26	44	13	61	15	15	4	4	200			

1st - FG %:	6-12 50.0%	2nd - 8-15 53.3%	3rd - 5-12 41.7%	4th - 5-19 26.3%	Game:	24-58 41.4%	Deadball
3FG %:	0-0 0.0%	0-0 0.0%	4-6 66.7%	6-7 85.7%		10-14 71.4%	Rebounds
FT %:	0-0 0.0%	1-2 50.0%	0-0 0.0%	0-0 0.0%		13-17 76.5%	4,1

Officials: BOB TRAMMELL, MARK ZENTZ, JESSE DICKERSON
Technical fouls: MIDDLE TENNESSEE-None. Kentucky-None.
Attendance: 4625

Score by periods	1st				2nd				3rd				4th				OT	Total
	1st	2nd	3rd	4th	1st	2nd	3rd	4th	1st	2nd	3rd	4th	1st	2nd	3rd	4th		
MIDDLE TENNESSEE	18	13	10	10	10	10	10	10	10	10	10	10	10	10	10	48		
Kentucky	15	20	16	10	16	11	10	6	11	10	10	10	10	10	10	61		

Last FG - MT 4th-01:53, UK 4th-01:25.
Largest lead - MT by 7 2nd-07:34, UK by 13 4th-07:05.
MT led for 10:26, UK led for 25:31. Game was tied for 04:03.

Notables: After MTSU took a 23-16 lead early in the second quarter, UK went on an 11-0 run to take a 27-23 lead and the Wildcats wouldn't trail again ... The game marked the first since Nov. 27, 2014 (vs. Illinois) where the Wildcats did not make a 3-pointer ... UK held MTSU to just 17 second-half points, which is the lowest second-half total from a UK opponent this season ... Kentucky out-rebounded the Raiders 44-22, its largest rebounding margin of the season (+22).

10

#15 KENTUCKY 71, #23 ARIZONA ST. 73 - FINAL- OT

Dec. 11, 2016 • Lexington, Ky. (Rupp Arena)



Official Basketball Box Score - Game Totals - Final Statistics
ARIZONA STATE vs Kentucky
12/11/16 1:02pm at Rupp Arena, Lexington, KY



ARIZONA STATE 73 • 6-2

#	Player	r	Total			3-Ptr			Rebounds			PF	TP	A	T	Blk	Stl	Min
			FG	FGA	FT	FTA	FG	FGA	FT	FTA	Off							
21	Brunner, Sophie	r	7-10	0-0	4-6	2	4	6	3	18	6	1	0	36				
24	Moos, Kelsey	r	3-7	1-4	0-0	3	7	10	7	1	0	2	1	26				
22	Dornstauder, Quinn	c	6-14	0-0	3-4	2	4	6	2	15	5	0	0	36				
01	Richardson, Reil	g	4-15	2-2	2-2	0	4	2	12	6	2	1	2	40				
03	Haines, Sabrina	g	3-6	1-6	2-2	2	4	5	9	2	2	0	2	24				
11	Ryan, Robbi	g	3-7	1-3	0-0	0	0	0	2	7	1	1	0	30				
13	Goodson, Sydney	g	1-2	0-1	0-0	0	0	0	0	2	0	1	0	6				
32	Johnson-Chapman, Ch	g	0-0	0-0	0-0													

12

#18 KENTUCKY 69, WASHINGTON ST. 67 - FINAL

Dec. 21, 2016 • Lexington, Ky. (Memorial Coliseum)



Official Basketball Box Score - Game Totals - Final Statistics
WASHINGTON STATE vs Kentucky
12/21/16 12:02 PM at Memorial Coliseum, Lexington, KY



WASHINGTON STATE 67 • 5-6

#	Player	Total		3-Ptr		Rebounds		PF	TP	A	To	Blk	Stl	Min	
		FG	FGA	FG	FGA	FT	FTA								Off
15	Kmetovska, Ivana	r	2-3	0-0	0-0	0	2	2	0	0	0	0	0	1	15
20	Kostourkova, Maria	c	1-5	0-0	0-0	1	2	3	2	2	1	0	0	29	
01	Hailey, Caia	g	1-5	0-2	3-5	2	3	5	5	2	3	1	1	20	
11	Molina, Chanelle	g	7-14	2-5	1-1	2	0	2	2	17	5	2	0	35	
23	Swedlund, Alexys	g	7-14	6-11	0-0	0	2	2	2	20	0	3	0	29	
05	Washington, Kayla	g	2-4	0-0	0-0	0	1	1	3	4	0	3	1	11	
10	Muzet, Johanna	g	0-1	0-0	0-0	0	0	0	0	0	1	1	1	7	
12	Fernandez, Cameron	g	3-5	2-4	0-0	0	0	0	1	8	0	3	0	11	
21	McClure, Nike	g	2-5	0-0	1-5	4	5	9	3	5	0	3	2	25	
22	Pavlopoulou, Pinelopi	g	1-7	0-3	0-0	1	5	6	1	2	2	0	0	18	
Team						2	6	8	1						
Totals			26-63	10-26	5-11	12	26	38	21	67	12	19	5	9	200

Kentucky 69 • 9-3

#	Player	Total		3-Ptr		Rebounds		PF	TP	A	To	Blk	Stl	Min	
		FG	FGA	FG	FGA	FT	FTA								Off
13	Akhatov, Evelyn	r	5-11	0-0	9-12	6	7	13	2	19	1	1	1	3	29
45	Rice, Alyssa	c	1-2	0-0	0	2	6	8	3	2	1	1	0	1	23
04	Morris, Maci	g	4-17	2-6	4-7	0	2	2	14	3	6	0	0	36	
25	Epps, Makayla	g	7-17	2-5	4-4	1	4	5	0	20	3	4	1	0	38
32	Roper, Jaida	g	0-0	0-0	0-0	0	0	0	2	0	1	2	0	11	
15	Hardin, Jessica	g	1-3	1-3	0-0	0	0	0	1	3	0	0	0	10	
20	Poffenberger, Paige	g	1-2	0-1	0-0	0	1	1	2	2	0	0	0	15	
22	Cann, Makenzie	g	3-8	3-6	0	3	3	6	2	9	3	4	0	1	33
Team						2	0	2							
Totals			22-60	8-21	17-23	14	23	37	14	69	12	18	2	6	200

1st FG %: 2-15 13.3% 2nd: 11-16 68.8% 3rd: 7-15 46.7% 4th: 6-17 35.3% Game: 26-63 41.3% Deadball
3FG %: 2-8 25.0% 3-5 60.0% 1-7 14.3% 1-3 33.3% 3-6 50.0% 1-5 20.0% 1-1 100.0% 1-1 100.0% 1-1 100.0%
FT %: 2-4 50.0% 3-3 100.0% 0-0 0.0% 0-4 0.0% 5-11 45.5% Rebounds 6

Officials: Lisa Mattingly, Jesse Dickerson, William Smith
Technical fouls: WASHINGTON STATE-TEAM, Kentucky-None.
Attendance: 4875

Score by periods	1st	2nd	3rd	4th	Total
WASHINGTON STATE	8	28	16	15	67
Kentucky	26	12	20	11	69

Last FG - WSU 4th-01:12, UK 4th-03:33.
Largest lead - WSU by 1 3rd-03:23, UK by 20 2nd-09:30.
WSU led for 00:29. UK led for 37:50. Game was tied for 00:59.

Notables: Despite UK leading by as many as 20 points in the first half, Washington State would come back to tie the game with just 1:12 remaining in the contest ... Two clutch free throws from Evelyn Akhatov would give the Wildcats their smallest margin of victory yet this season ... Kentucky controlled the game through trips to the charity stripe, making 17-of-23 attempts from behind the free-throw line, while WSU made just 5-of-11 free-throw attempts.

13

#17 KENTUCKY 54, #15 DUKE 69 - FINAL

Dec. 29, 2016 • Durham, N.C. (Cameron Indoor)



Official Basketball Box Score - Game Totals - Final Statistics
Kentucky vs Duke
12-29-16 7:00 PM at Durham, N.C. (Cameron Indoor Stadium)



Kentucky 54 • 9-4

#	Player	Total		3-Ptr		Rebounds		PF	TP	A	To	Blk	Stl	Min	
		FG	FGA	FG	FGA	FT	FTA								Off
13	Akhatov, Evelyn	r	0-3	0-0	1-2	5	10	15	2	1	3	0	4	30	
45	Rice, Alyssa	c	0-3	0-0	2-6	3	2	5	4	2	1	5	0	20	
04	Morris, Maci	g	3-15	1-7	4-4	0	3	3	3	11	0	3	1	31	
24	Murray, Taylor	g	6-15	2-2	4-4	3	1	4	1	18	1	2	0	1	37
25	Epps, Makayla	g	5-13	0-0	2-2	2	1	3	2	12	2	4	0	3	38
15	Hardin, Jessica	g	1-1	1-1	0-0	0	0	0	1	3	0	0	0	5	
20	Poffenberger, Paige	g	0-0	0-0	0-0	0	0	0	0	0	0	0	0	1	
22	Cann, Makenzie	g	2-8	1-5	0-0	0	4	1	5	1	1	0	0	5	
32	Roper, Jaida	g	1-2	0-1	0-0	0	0	0	1	2	1	0	0	6	
Team						2	0	2							
Totals			18-60	5-16	13-18	15	21	36	15	54	6	18	2	15	200

1st FG %: 5-14 35.7% 2nd: 7-12 58.3% 3rd: 3-16 18.8% 4th: 3-18 16.7% Game: 18-60 30.0% Deadball
3FG %: 1-3 33.3% 2-4 50.0% 1-5 20.0% 1-5 20.0% 1-5 20.0% 1-3 33.3% 1-3 33.3% 1-3 33.3%
FT %: 3-4 75.0% 2-4 50.0% 5-6 83.3% 1-3 33.3% 1-3 33.3% 1-3 33.3% 1-3 33.3% Rebounds 4

Duke 69 • 12-1

#	Player	Total		3-Ptr		Rebounds		PF	TP	A	To	Blk	Stl	Min	
		FG	FGA	FG	FGA	FT	FTA								Off
05	Leaoná Odum	r	2-5	0-0	0-0	1	3	4	2	4	1	2	2	1	14
22	Oderah Chidom	r	5-6	0-0	1-1	1	2	3	3	11	2	7	2	1	33
04	Lexie Brown	g	6-12	4-7	8-8	1	2	1	0	5	1	0	0	1	37
15	Kyra Lambert	g	1-5	1-2	2-2	1	1	0	5	1	0	1	0	1	34
23	Rebecca Greenwell	g	3-9	1-4	3-4	0	10	10	2	10	5	0	0	1	37
13	Crystal Primm	g	0-1	0-0	0-0	0	2	2	1	0	0	0	0	2	11
14	Faith Suggs	g	0-0	0-0	0-0	0	0	0	0	0	0	0	0	1	
21	Kendall Cooper	g	5-6	0-0	1-1	0	2	2	10	3	1	0	1	17	
34	Lynsee Belton	g	0-0	0-0	1-2	0	0	0	1	1	0	1	0	2	
35	Erin Mathias	g	2-6	0-0	0	2	4	6	2	4	2	2	0	14	
Team						1	3	4							
Totals			24-50	6-13	15-18	6	28	34	14	69	15	21	4	12	200

1st FG %: 6-16 37.5% 2nd: 7-11 63.6% 3rd: 4-10 40.0% 4th: 7-13 53.8% Game: 24-50 48.0% Deadball
3FG %: 1-5 20.0% 2-3 66.7% 3-5 60.0% 0-0 0.0% 6-13 46.2% 1-3 33.3% 1-3 33.3%
FT %: 3-4 75.0% 5-5 100.0% 1-2 50.0% 0-7 0.0% 1-1 100.0% 1-1 100.0% 1-1 100.0% Rebounds 2

Officials: Joseph Vaszily, Billy Smith, Carla Fountain
Technical fouls: Kentucky-None, Duke-None.
Attendance: 4121

Score by periods	1st	2nd	3rd	4th	Total
Kentucky	14	18	12	10	54
Duke	16	21	12	20	69

Last FG - UK 4th-00:30, DU 4th-01:40.
Largest lead - UK by 6 1st-06:27, DU by 20 4th-02:13.
UK led for 06:22. DU led for 32:08. Game was tied for 01:10.

Notables: UK dropped to 0-3 in non-conference road games this season ... Kentucky was plagued by shooting woes, going just 18-of-60 (30.0 percent) from the floor, which marked the first time the Wildcats have shot 30 percent or lower since April 1, 2013 against UConn in the Elite Eight of the NCAA Tournament where they went 19-of-62 (30.6 percent) ... Defensively, UK limited Duke who entered the game averaging over 80 points - to just 69 points.

14

#18 KENTUCKY 65, TENNESSEE 72 - FINAL

Jan. 1, 2017 • Knoxville, Tenn. (Thompson-Boling Arena)



Official Basketball Box Score - Game Totals - Final Statistics
Kentucky vs Tennessee
01/01/17 4:03 p.m. at Knoxville, Tenn. (Thompson-Boling Arena)



Kentucky 65 • 9-5 (0-1 SEC)

#	Player	Total		3-Ptr		Rebounds		PF	TP	A	To	Blk	Stl	Min	
		FG	FGA	FG	FGA	FT	FTA								Off
13	Akhatov, Evelyn	r	5-5	0-0	1-2	4	6	10	3	11	0	0	0	1	25
45	Rice, Alyssa	c	3-7	0-0	0-0	4	3	7	4	6	1	0	0	1	32
04	Morris, Maci	g	5-21	2-9	3-3	0	2	2	3	15	1	3	1	29	
24	Murray, Taylor	g	8-11	0-0	7-8	1	5	6	1	23	2	0	0	2	38
25	Epps, Makayla	g	3-13	0-4	2-2	0	4	4	0	8	2	1	0	1	39
20	Poffenberger, Paige	g	0-0	0-0	0-0	0	0	2	0	0	0	0	0	3	
22	Cann, Makenzie	g	0-3	0-2	0-0	0	2	2	0	0	0	0	0	15	
32	Roper, Jaida	g	1-3	0-1	0-0	0	0	0	2	2	1	1	0	9	
Team						0	3	3							
Totals			25-63	2-16	13-15	9	25	34	17	65	7	5	1	6	200

1st FG %: 7-17 41.2% 2nd: 4-15 26.7% 3rd: 8-15 53.3% 4th: 6-16 37.5% Game: 25-63 39.7% Deadball
3FG %: 0-3 0.0% 1-5 20.0% 1-4 25.0% 0-4 0.0% 0-4 0.0% 2-12 12.5% 1-1 100.0%
FT %: 0-0 0.0% 6-7 85.7% 0-0 0.0% 7-8 87.5% 0-0 0.0% 1-1 100.0% 1-1 100.0% Rebounds 2

Tennessee 72 • 9-4 (1-0 SEC)

#	Player	Total		3-Ptr		Rebounds		PF	TP	A	To	Blk	Stl	Min	
		FG	FGA	FG	FGA	FT	FTA								Off
11	Nared, Jaime	r	5-10	3-4	5-6	0	5	5	3	18	2	0	0	1	32
21	Russell, Mercedes	c	10-16	0-0	2-2	4	5	9	0	22	3	0	0	0	38
0	Reynolds, Jordan	g	0-1	0-0	0-0	0	6	6	4	0	4	0	0	1	29
0	Jackson, Meme	g	2-6	1-4	0										

16

#24 KENTUCKY 68, TEXAS A&M 77 - FINAL

Jan. 8, 2017 • Lexington, Ky. (Memorial Coliseum)



Official Basketball Box Score - Game Totals - Final Statistics
TEXAS A&M vs Kentucky
 01/08/17 2:02 pm at Memorial Coliseum, Lexington, KY



TEXAS A&M 77 • 12-4, 2-1

#	Player	Total		3-Ptr		Rebounds		PF	TP	A	T	Bk	Stl	Min.	
		FG	FGA	FG	FGA	FT	FTA								Off
05	Howard, Anriel	3	9	0	0	3	4	6	5	11	2	9	1	1	37
21	Lumpkin, Jasmine	1	4	0	0	2	2	0	3	3	4	4	1	2	3
00	Hillsman, Khaalia	7	12	0	0	2	2	5	7	12	3	16	1	5	2
11	Knox, Curtyce	8	13	3	3	7	8	0	2	2	2	26	9	2	0
12	Williams, Danni	6	17	3	8	4	5	0	4	4	2	19	1	3	0
03	Cooper, Taylor	1	4	1	4	0	0	2	2	4	0	3	1	0	0
24	Wright, Wainatia	0	0	0	0	0	0	1	0	1	0	0	0	0	1
Team															
Totals		26	59	7	15	15	23	38	14	77	14	13	2	8	200

1st FG %:	5-17	29.4%	2nd:	10-18	55.6%	3rd:	4-12	33.3%	4th:	7-12	58.3%	Game:	26-59	44.1%	Deadball	
3Pt %:	1-2	50.0%	2-8	25.0%	1-2	50.0%	3-3	100.0%	7-15	46.7%	7-15	46.7%	27-56	48.2%	4-15	26.7%
FT %:	0-0	0.0%	1-1	100.0%	7-8	87.5%	10-12	83.3%	18-21	85.7%	18-21	85.7%	13-18	72.2%	1	

Kentucky 68 • 10-6, 1-2

#	Player	Total		3-Ptr		Rebounds		PF	TP	A	T	Bk	Stl	Min.	
		FG	FGA	FG	FGA	FT	FTA								Off
13	Akhator, Evelyn	6	10	0	0	8	8	2	2	4	3	20	2	2	3
45	Rice, Alyssa	2	2	0	0	0	0	4	4	5	4	0	2	2	0
04	Morris, Maci	2	9	2	5	0	0	1	1	2	2	6	1	1	0
24	Murray, Taylor	4	9	0	2	3	3	1	3	4	4	11	5	0	0
25	Epps, Makayla	9	19	0	2	3	2	2	2	4	3	20	2	2	0
20	Poffenberger, Paige	2	4	1	1	0	0	0	0	0	1	5	0	2	0
22	Cann, Makenzie	0	3	0	0	1	2	0	1	2	0	1	0	0	2
32	Roper, Jaida	1	3	0	1	0	0	1	0	1	0	2	0	2	0
Team															
Totals		26	59	3	13	13	14	8	18	26	18	68	11	11	6

1st FG %:	7-13	53.8%	2nd:	6-14	42.9%	3rd:	7-16	43.8%	4th:	6-16	37.5%	Game:	26-59	44.1%	Deadball	
3Pt %:	2-4	50.0%	1-6	16.7%	0-1	0.0%	3-3	100.0%	3-13	23.1%	3-13	23.1%	2-2	100.0%	2	
FT %:	1-1	100.0%	3-3	100.0%	2-2	100.0%	7-8	87.5%	13-14	92.9%	13-14	92.9%	2			

Officials: Bob Trammell, Metta Roberts, Eric Koch
 Technical fouls: TEXAS A&M-None. Kentucky-None.
 Attendance: 5669

Score by periods	1st	2nd	3rd	4th	Total
TEXAS A&M	11	23	16	27	77
Kentucky	17	16	16	19	68

Points In Off 2nd Fast
 TAMU 30 12 22 22 77
 UK 40 8 8 8 68
 Score tied - 0 times.
 Lead changed - 13 times.

Notables: The loss snapped a 15-game winning streak inside Memorial Coliseum for Kentucky and marked the first loss in the building this season ... Despite leading for a majority of the contest (27:12), a 3-pointer from TAMU's Curtyce Knox with 6:13 remaining in the game would put the Aggies up 60-58 and Kentucky would not lead the remainder of the game ... Kentucky made just two of its' last 10 field goal attempts.

17

KENTUCKY 71, ALABAMA 54 - FINAL

Jan. 12, 2017 • Tuscaloosa, Ala. (Coleman Coliseum)



Official Basketball Box Score - Game Totals - Final Statistics
Kentucky vs Alabama
 01/12/17 7 p.m. at Tuscaloosa, Ala. (Coleman Coliseum)



Kentucky 71 • 11-6, 2-2 SEC

#	Player	Total		3-Ptr		Rebounds		PF	TP	A	T	Bk	Stl	Min.	
		FG	FGA	FG	FGA	FT	FTA								Off
14	Morris, Maci	3	7	0	3	2	2	0	0	0	4	8	1	6	0
03	Akhator, Evelyn	12	14	0	0	5	6	3	12	15	2	29	3	1	0
24	Murray, Taylor	2	5	0	2	0	0	1	3	4	2	4	2	0	4
25	Epps, Makayla	5	11	1	2	5	6	1	0	1	3	16	3	3	0
45	Rice, Alyssa	1	5	0	0	1	2	1	0	1	2	3	2	1	0
20	Poffenberger, Paige	0	1	0	0	0	0	0	4	4	2	0	0	0	6
22	Cann, Makenzie	3	7	3	6	0	2	4	6	9	0	1	0	1	30
32	Roper, Jaida	1	6	0	2	0	0	1	1	2	2	1	0	0	16
Team															
Totals		27	56	4	15	13	18	71	14	15	0	8	200		

1st FG %:	6-10	60.0%	2nd:	5-21	23.8%	3rd:	8-14	57.1%	4th:	8-11	72.7%	Game:	27-56	48.2%	Deadball	
3Pt %:	1-2	50.0%	0-5	0.0%	1-5	20.0%	2-3	66.7%	4-4	100.0%	4-15	26.7%	1			
FT %:	3-4	75.0%	1-2	50.0%	1-2	50.0%	3-4	75.0%	13-18	72.2%	13-18	72.2%	1			

Alabama 54 • 14-3, 2-2 SEC

#	Player	Total		3-Ptr		Rebounds		PF	TP	A	T	Bk	Stl	Min.	
		FG	FGA	FG	FGA	FT	FTA								Off
01	Lewis, Jordan	0	6	0	1	0	2	3	2	0	3	4	0	1	28
11	Cook, Hannah	2	8	1	4	2	0	6	6	1	7	3	4	0	32
15	Knight, Meoshonti	3	11	0	2	3	4	3	3	9	1	3	0	1	37
20	Williams, Ashley	1	7	0	0	3	3	6	4	5	0	2	0	0	24
23	Wade, Shaquera	11	13	2	2	0	0	1	5	6	2	24	2	0	31
01	Bolton, Quanetria	2	4	0	1	2	0	1	1	4	5	0	1	0	15
05	da Silva, Alana	0	1	0	0	0	0	1	1	0	0	0	0	0	9
13	Knight, Coco	1	2	0	0	0	2	2	3	2	0	3	0	4	13
25	Knight, Ashley	1	4	0	0	0	2	2	2	2	2	0	1	1	7
Team															
Totals		21	56	3	10	9	12	20	33	22	54	9	18	1	10

1st FG %:	3-18	16.7%	2nd:	6-15	40.0%	3rd:	8-15	53.3%	4th:	4-10	40.0%	Game:	21-56	37.5%	Deadball	
3Pt %:	1-4	25.0%	1-4	25.0%	1-2	50.0%	0-0	0.0%	3-10	30.0%	3-10	30.0%	1			
FT %:	3-4	75.0%	2-2	100.0%	0-0	0.0%	3-4	75.0%	9-12	75.0%	9-12	75.0%	1			

Officials: Bryan Enterline, Laura C. Morris, Roy Gulbeyan
 Technical fouls: Kentucky-TEAM. Alabama-None.
 Attendance: 2437

Score by periods	1st	2nd	3rd	4th	Total
Kentucky	16	11	22	12	71
Alabama	9	15	17	13	54

Points In Off 2nd Fast
 UK 34 16 6 4 71
 ALA 30 14 2 8 54
 Score tied - 2 times.
 Lead changed - 0 times.

Notables: With help from Evelyn Akhator's career-high 29 points, the Wildcats earned their first road win of the season to improve to 11-6 overall and 2-2 in SEC play ... Akhator's 29 points are the most scored by a Kentucky player in an SEC road game in the Matthew Mitchell era ... The Wildcats held the Crimson Tide to just 54 points and 33 rebounds, a team which was averaging 76.4 points and 54 rebounds per game.

18

KENTUCKY 82, GEORGIA 61 - FINAL

Jan. 15, 2017 • Lexington, Ky. (Memorial Coliseum)



Official Basketball Box Score - Game Totals - Final Statistics
GEORGIA vs Kentucky
 01/15/17 3:02 pm at Memorial Coliseum - Lexington, KY



GEORGIA 61 • 10-8, 2-3

#	Player	Total		3-Ptr		Rebounds		PF	TP	A	T	Bk	Stl	Min.	
		FG	FGA	FG	FGA	FT	FTA								Off
04	Robinson, Caliya	1	5	0	0	0	2	0	2	2	0	2	0	1	0
12	Clark, Haley	0	1	0	0	0	0	0	0	0	4	0	2	3	0
33	Ingram, Mackenzie	1	9	0	2	2	3	5	3	4	1	0	3	0	19
01	Armbrister, Shanea	5	9	3	3	0	0	1	4	5	2	13	1	1	0
11	Roberts, Pachis	8	17	1	3	3	6	5	1	6	2	20	1	1	1
03	Paul, Stephanie	4	8	1	2	0	0	0	0	0	3	9	2	0	0
23	Washington, Halle	0	2	0	0	4	4	4	3	1	0	2	2	1	18
24	Costa, Simone	3	5	1	1	3	3	1	2	3	2	10	4	6	0
Team															
Totals		22	56	6	11	11	17	9	19	28	20	61	12	6	3

1st FG %:	2-14	14.3%	2nd:	6-14	42.9%	3rd:	10-13	76.9%	4th:	6-15	40.0%	Game:	22-56	39.3%	Deadball	
3Pt %:	0-2	0.0%	2-2	100.0%	3-5	60.0%	3-4	75.0%	6-11	54.5%	11-17	64.7%	4			
FT %:	0-2	0.0%	2-2	100.0%	3-3	100.0%	6-8	75.0%	11-17	64.7%	11-17	64.7%	4			

Kentucky 82 • 12-6, 3-2

#	Player	Total		3-Ptr		Rebounds		PF	TP	A	T	Bk
---	--------	-------	--	-------	--	----------	--	----	----	---	---	----

20 KENTUCKY 64, AUBURN 60 - FINAL
Jan. 22, 2017 • Auburn, Ala. (Auburn Arena)

Official Basketball Box Score - Game Totals - Final Statistics
Kentucky vs Auburn
01/22/17 2:00 pm at Auburn Arena - Auburn, Ala.

#	Player	Total		3-Ptr		Rebounds		PF	TP	A	T	Blk	Stl	Min		
		FG	FGA	FG	FGA	FT	FTA								Off	Def
13	Akhatov, Evelyn	3	5	0	0	1	4	2	4	6	4	7	0	2	1	33
45	Rice, Alyssa	1	1	0	0	1	0	1	0	1	1	2	0	1	1	0
04	Morris, Maci	5	15	4	10	4	6	0	9	9	3	18	1	6	1	34
24	Murray, Taylor	5	11	0	1	4	6	1	2	3	2	14	5	0	0	36
25	Epps, Makayla	6	9	2	5	3	3	1	6	7	1	17	4	6	0	39
20	Poffenberger, Paige	0	0	0	0	0	0	0	0	0	1	0	0	1	0	2
22	Cann, Makenzie	2	5	1	4	1	2	0	2	1	6	1	0	0	0	30
32	Roper, Jaida	0	2	0	2	0	1	1	0	1	3	0	0	0	0	9
	Team					3	1	4								
Totals		22	48	7	22	13	21	8	25	33	15	64	12	19	3	200

1st FG %: 8-13 61.5% 2nd: 4-14 28.6% 3rd: 3-9 33.3% 4th: 7-12 58.3% Game: 22-48 45.8% Deadball Rebounds: 6-1
3FG %: 3-6 50.0% 1-9 11.1% 2-5 40.0% 1-2 50.0% 7-22 31.8%
FT %: 0-2 0.0% 1-2 50.0%

Auburn 60 • 14-6, 4-2 SEC

#	Player	Total	3-Ptr	Rebounds	PF	TP	A	T	Blk	Stl	Min					
FG	FGA	FG	FGA	FT	FTA	Off	Def	Tot								
15	Jones, Jazmine	3	4	0	0	2	2	2	4	3	8	1	0	0	1	28
23	Jones, Jessica	1	2	0	0	0	4	3	7	5	2	0	0	3	1	20
10	Montgomery, Brandy	7	14	2	5	6	3	5	8	0	22	0	1	0	1	32
13	Frerking, Katie	6	17	0	5	4	0	3	4	4	16	3	2	2	3	39
33	McKay, Janiah	3	12	0	2	2	2	2	8	3	3	0	2	3	4	34
00	Alexander, Daisha	1	5	0	2	0	0	0	2	2	0	1	0	2	7	
01	Johnson, Tyra	0	1	0	1	0	0	0	0	0	0	0	0	1	0	2
03	Sanders, Erica	1	1	0	0	0	1	2	2	1	0	1	0	1	25	
05	Jones, Emari	0	1	0	0	0	0	0	0	0	0	0	0	1	1	
14	Lewis, Tiffany	0	2	0	2	0	1	1	0	0	1	0	0	0	6	
40	Dieng, Khady	0	0	0	0	0	0	1	0	0	1	0	0	1	6	
	Team					1	2	3								
Totals		22	59	2	17	14	14	11	20	31	19	60	9	14	3	200

1st FG %: 6-14 42.9% 2nd: 5-14 35.7% 3rd: 7-17 41.2% 4th: 4-14 28.6% Game: 22-59 37.3% Deadball Rebounds: 8
3FG %: 0-3 0.0% 2-9 22.2% 0-3 0.0% 0-2 0.0% 2-7 28.6% 2-17 11.8%
FT %: 2-2 100.0% 0-0 0.0%

Officials: Dee Kantner, Kevin Pethel, Kelly Johnson
Technical fouls: Kentucky-TEAM, Auburn-None
Attendance: 2284

Score by periods	1st	2nd	3rd	4th	Total
Kentucky	19	10	15	20	64
Auburn	14	12	19	15	60

Points	In	Off	2nd	Fast	Bench
UK	22	11	10	2	6
UK	28	23	8	10	4

Last FG - UK 4th-00:17, AU 4th-01:58
Largest lead - UK by 8 2nd-09:48, AU by 7 3rd-07:52
UK led for 26:53, AU led for 11:57, Game was tied for 01:10.

Notables: With the win, this UK team became the first in program history to earn road wins in Auburn, Tuscaloosa and Baton Rouge in the same season ... After holding onto a 29-26 lead at halftime, UK improved to 13-1 overall and 5-0 in league play when leading at the half this season ... Maci Morris hit a crucial floater with 16 seconds left a layup in the final seconds to seal the four-point victory for the Wildcats.

21 KENTUCKY 89, OLE MISS 57 - FINAL
Jan. 27, 2017 • Lexington, Ky. (Memorial Coliseum)

Official Basketball Box Score - Game Totals - Final Statistics
OLE MISS vs Kentucky
01/26/17 7:02 pm at Memorial Coliseum - Lexington, KY

#	Player	Total		3-Ptr		Rebounds		PF	TP	A	T	Blk	Stl	Min		
		FG	FGA	FG	FGA	FT	FTA								Off	Def
10	Muhate, Cecilia	1	3	0	0	0	0	3	4	2	0	1	0	0	22	
50	Manuel, Taylor	4	7	0	0	1	1	4	2	8	1	1	0	1	15	
05	Sisk, Erika	0	3	0	1	0	0	1	3	4	1	0	1	0	24	
20	Muhammad, Madinah	5	16	3	10	0	0	1	1	4	13	4	2	0	35	
23	Sessom, Shandricka	1	4	0	0	0	3	0	0	2	1	5	0	0	19	
01	Glover, Bree	1	4	1	2	2	0	0	0	0	5	1	3	0	17	
24	Hart, Bretta	0	2	0	0	0	1	0	1	0	0	0	0	0	7	
25	Alston, Alissa	4	9	0	1	3	0	0	2	11	6	2	0	1	25	
32	Rodgers, Kate	0	0	0	0	1	2	1	0	1	0	0	0	0	3	
42	Gibson, Shelby	7	12	1	1	1	3	1	4	5	15	1	1	0	24	
44	Lewis, Tori	0	1	0	1	0	1	1	0	1	1	0	0	0	9	
	Team					3	1	4								
Totals		23	61	5	16	6	9	10	13	23	22	57	16	19	0	200

1st FG %: 5-15 33.3% 2nd: 2-11 18.2% 3rd: 8-19 42.1% 4th: 8-16 50.0% Game: 23-61 37.7% Deadball Rebounds: 3,1
3FG %: 2-5 40.0% 0-0 0.0% 2-7 28.6% 1-4 25.0% 5-16 31.3%
FT %: 0-0 0.0% 2-2 100.0% 4-5 80.0%

Kentucky 89 • 15-6, 6-2

#	Player	Total	3-Ptr	Rebounds	PF	TP	A	T	Blk	Stl	Min					
FG	FGA	FG	FGA	FT	FTA	Off	Def	Tot								
13	Akhatov, Evelyn	11	15	0	0	6	9	3	10	13	1	28	0	3	0	35
45	Rice, Alyssa	2	3	0	0	3	5	8	4	7	1	2	3	0	23	
04	Morris, Maci	6	13	5	9	0	0	1	4	5	3	17	3	2	1	35
24	Murray, Taylor	4	9	0	1	0	0	1	4	5	1	8	3	0	4	32
25	Epps, Makayla	8	12	2	3	2	4	1	3	4	1	20	6	2	1	36
00	Halsel, LaShae	0	1	0	0	0	0	0	0	0	1	0	0	0	3	
20	Poffenberger, Paige	1	1	0	0	0	2	2	1	2	0	0	0	0	18	
32	Roper, Jaida	2	4	1	1	2	1	0	1	4	7	5	1	0	18	
	Team					0	0	0								
Totals		34	58	8	14	13	21	10	28	38	16	89	23	15	4	200

1st FG %: 11-18 61.1% 2nd: 9-17 52.9% 3rd: 8-13 61.5% 4th: 6-10 60.0% Game: 34-58 58.6% Deadball Rebounds: 8
3FG %: 0-1 0.0% 3-3 60.0% 4-6 66.7% 1-2 50.0% 5-9 55.6% 13-21 61.9%
FT %: 2-5 40.0% 1-1 100.0%

Officials: Brian Hall, Scott Yarbrough, Frank Steratore
Technical fouls: OLE MISS-None, Kentucky-None
Attendance: 4272

Score by periods	1st	2nd	3rd	4th	Total
OLE MISS	12	6	18	21	57
Kentucky	24	22	25	18	89

Points	In	Off	2nd	Fast	Bench
OLE MISS	36	10	3	0	32
UK	44	25	14	12	9

Last FG - UK 4th-00:08, UK 4th-01:37
Largest lead - UK by 2 1st-09:22, UK by 36 4th-09:38
OM led for 00:31, UK led for 37:46, Game was tied for 01:39.

Notables: Kentucky improved to 6-0 in league play when leading at the half ... Kentucky's 89 points marked its highest total in SEC play this season and its second highest overall this season (92 vs. New Hampshire, 11/07/16) ... It was the first time Kentucky has won an SEC game by more than 30 points since Feb. 13, 2014, also against the Rebels (108-78) ... Evelyn Akhatov posted her 25th career double-double and scored at least 20 points for the fifth time in six games.

22 #25 KENTUCKY 67, MISSOURI 73 - FINAL
Jan. 30, 2017 • Columbia, Mo. (Mizzou Arena)

Official Basketball Box Score - Game Totals - Final Statistics
Kentucky vs MIZZOU
01/30/17 6 p.m. at Mizzou Arena

#	Player	Total		3-Ptr		Rebounds		PF	TP	A	T	Blk	Stl	Min		
		FG	FGA	FG	FGA	FT	FTA								Off	Def
13	Akhatov, Evelyn	3	10	0	0	2	2	4	6	4	8	0	0	1	26	
45	Rice, Alyssa	0	1	0	0	1	0	1	0	1	0	0	0	0	21	
04	Morris, Maci	6	15	1	5	1	1	4	14	1	0	0	0	0	40	
24	Murray, Taylor	4	10	0	1	10	8	13	3	18	4	3	0	3	38	
25	Epps, Makayla	8	15	2	4	2	1	3	4	20	1	2	0	0	38	
22	Cann, Makenzie	0	3	0	1	0	1	1	0	1	0	0	0	0	21	
32	Roper, Jaida	2	4	1	2	2	2	1	3	2	7	0	0	0	16	
	Team					1	1	2								
Totals		23	58	4	13	17	21	16	15	31	22	67	7	8	0	200

1st FG %: 6-16 37.5% 2nd: 3-12 25.0% 3rd: 6-12 50.0% 4th: 8-18 44.4% Game: 23-58 39.7% Deadball Rebounds: 3
3FG %: 2-4 50.0% 0-4 0.0% 2-2 100.0% 2-3 66.7% Game: 23-58 39.7%
FT %: 0-0 0.0% 1-2 50.0% 4-7 57.1%

MISSOURI 73 • 16-7, 6-3

#	Player	Total	3-Ptr	Rebounds	PF	TP	A	T	Blk	Stl	Min					
FG	FGA	FG	FGA	FT	FTA	Off	Def	Tot								
04	PORTER, Cierra	3	9	0	1	11	11	4	3	7	4	17	2	4	1	37
01	DOTY, Lianna	0	2	0	1	0	2	2	5	0	3	0	0	0	25	
03	CUNNINGHAM, Sophie	4	7	0	1	6	9	2	4	9	2	14	1	2	0	24
11	CUNNINGHAM, Lindsey	3	8	2	4	0	1	1	1	1	8	1	0	0	40	
24	MICHAELIS, Sierra	7	13	3	7	2	0	3	3	19	2	2	0	0	31	
02	ROUNDTREE, Jordan	0	0	0	0	0	0	0	0	0	0	0	0	0	3	
10	CHAVIS, Jordan	0	0	0	0	0	1	1	3	0	0	1	0	0	4	



24 #25 KENTUCKY 71, VANDERBILT 63 - FINAL

Feb. 5, 2017 • Lexington, Ky. (Memorial Coliseum)

Official Basketball Box Score - Game Totals - Final Statistics
VANDERBILT vs Kentucky
 02/05/17 12:02 pm at Memorial Coliseum - Lexington, KY

#	Player	Total		3-Ptr		Rebounds		PF	TP	A	TO	Blk	Stl	Min	
		FG	FGA	FG	FGA	Off	Def								Tot
00	Overbeck, Kayla	9	15	0	0	1	2	19	1	1	0	0	0	32	
22	Webb, Marqu'es	4	8	0	0	1	3	4	3	8	1	0	1	30	
21	Whalen, Erin	4	10	3	7	0	0	2	4	6	5	11	5	1	27
23	Spears, Minta	0	2	0	2	0	0	4	4	1	0	0	0	25	
35	Clemons-Green, Kalei	2	9	1	4	0	4	5	5	2	0	2	0	32	
03	Bell, Rachel	2	3	1	2	0	0	1	1	3	5	1	5	0	9
10	Walker, Cierra	1	4	0	0	0	4	1	3	1	2	0	0	13	
30	Carter, Lealea	0	2	0	0	0	0	0	0	0	0	0	0	2	
33	Reed, Christa	4	8	2	5	2	2	0	12	2	2	1	0	28	
41	Seawright, Miaya	0	0	0	0	0	1	2	0	1	0	1	0	2	
Totals		26	61	8	24	3	4	13	28	41	23	63	19	21	3

1st FG %: 6-14 42.9% 2nd: 7-16 43.8% 3rd: 6-17 35.3% 4th: 7-14 50.0% Game: 26-61 42.6% Deadball Rebounds: 1
 3FG %: 2-5 40.0% 0-2 0.0% 0-0 0.0% 2-4 50.0% 8-24 33.3% 3-4 75.0% 0-4 0.0% 2-3 66.7% 6-18 33.3%
 FT %: 2-2 100.0% 0-0 0.0% 0-0 0.0% 1-2 50.0% 0-0 0.0% 3-4 75.0%

Kentucky 71 • 16-8, 7-4

#	Player	Total		3-Ptr		Rebounds		PF	TP	A	TO	Blk	Stl	Min	
		FG	FGA	FG	FGA	Off	Def								Tot
13	Akhatov, Evelyn	7	12	0	0	6	8	2	20	0	2	0	0	36	
45	Rice, Alyssa	4	6	0	0	0	1	2	3	0	1	0	0	20	
04	Morris, Maci	1	5	0	1	0	0	0	4	2	2	2	0	18	
24	Murray, Taylor	7	15	0	4	4	4	0	18	7	1	0	5	39	
25	Epps, Makayla	6	17	2	3	9	10	1	23	5	1	0	0	36	
20	Poffenberger, Paige	0	1	0	1	0	0	1	0	0	2	0	3	17	
22	Cann, Makenzie	0	3	0	0	1	2	2	0	1	0	1	0	24	
32	Roper, Jaida	0	4	0	2	0	0	0	0	0	1	2	0	10	
Team						1	1	2			1				
Totals		25	63	2	14	19	22	8	21	29	9	71	15	10	2

1st FG %: 8-14 57.1% 2nd: 9-20 45.0% 3rd: 5-15 33.3% 4th: 3-14 21.4% Game: 25-63 39.7% Deadball Rebounds: 20
 3FG %: 0-2 0.0% 0-2 0.0% 0-3 0.0% 0-2 0.0% 1-2 50.0% 1-2 50.0% 0-1 0.0% 3-9 33.3%
 FT %: 2-2 100.0% 0-0 0.0% 7-8 87.5%

Officials: Bob Trammell, Eric Koch, Pualani Spurlock
 Technical fouls: VANDERBILT-None. Kentucky-None.
 Attendance: 6023

Score by periods	1st	2nd	3rd	4th	Total
Kentucky	16	15	15	17	63
VANDERBILT	18	20	17	16	71

Points In Off 2nd Fast
UK Paint T/O Chance Break Bench
42 14 10 10 0

1st FG - VANDY 4th-00:04, UK 4th-00:20.
 Largest lead - VANDY by 4 1st-06:28, UK by 11 4th-01:42.
 VANDY led for 06:35, UK led for 29:26. Game was tied for 03:26.

Notables: Makayla Epps led the Wildcats in scoring 23 points, marking her fourth consecutive game with 20 or more points ... With her performance, Epps claimed sole possession of 5th on UK's all-time scoring list ... The Wildcats forced 21 turnovers from its opponents, including 11 steals which marks a season high in SEC play ... UK outscored Vanderbilt in the paint 42-22 ... Kentucky has now won 11 of the last 12 meetings between the two programs.

25 KENTUCKY 66, GEORGIA 56 - FINAL

Feb. 9, 2017 • Athens, Ga. (Stegeman Coliseum)

Official Basketball Box Score - Game Totals - Final Statistics
Kentucky vs GEORGIA
 02/09/17 7 p.m. ET at Athens, Ga. (Stegeman Coliseum)

#	Player	Total		3-Ptr		Rebounds		PF	TP	A	TO	Blk	Stl	Min			
		FG	FGA	FG	FGA	Off	Def								Tot		
13	Akhatov, Evelyn	2	6	0	0	7	8	3	14	17	1	11	1	6	2	0	33
45	Rice, Alyssa	2	4	0	0	1	3	1	4	5	4	0	2	0	0	18	
04	Morris, Maci	3	6	1	3	8	8	0	2	3	15	0	1	1	25		
24	Murray, Taylor	3	12	1	3	2	2	0	2	1	9	4	2	0	24		
25	Epps, Makayla	7	14	2	5	0	0	1	0	1	16	3	0	0	2	38	
20	Poffenberger, Paige	0	0	0	0	1	2	0	0	0	0	1	0	0	4		
22	Cann, Makenzie	1	6	0	4	0	0	2	6	8	3	2	0	0	28		
32	Roper, Jaida	3	5	2	3	0	0	0	1	0	8	1	0	0	14		
Team						4	1	5			3						
Totals		21	53	6	18	21	27	14	66	9	14	3	5	200			

1st FG %: 5-15 33.3% 2nd: 6-13 46.2% 3rd: 4-13 30.8% 4th: 6-12 50.0% Game: 21-53 39.6% Deadball Rebounds: 1
 3FG %: 1-7 14.3% 3-4 75.0% 0-4 0.0% 2-3 66.7% 6-18 33.3%
 FT %: 8-9 88.9% 2-4 50.0% 4-4 100.0%

GEORGIA 56 • 12-12, 4-7 SEC

#	Player	Total		3-Ptr		Rebounds		PF	TP	A	TO	Blk	Stl	Min		
		FG	FGA	FG	FGA	Off	Def								Tot	
03	Paul, Stephanie	2	2	0	0	0	0	3	4	0	1	0	0	10		
33	Engram, Makenzie	1	6	1	1	0	0	3	4	2	3	1	1	0	12	
01	Armbrister, Shanea	1	5	0	1	0	0	1	2	3	2	2	4	1	31	
10	Roberts, Pachis	8	15	2	5	4	5	3	6	3	22	3	0	0	40	
02	Clark, Haley	0	6	0	0	0	0	1	1	3	0	1	6	0	24	
14	Robinson, Caliya	8	21	0	1	3	5	4	8	12	2	19	1	1	6	37
23	Washington, Haile	1	3	0	0	0	0	4	2	6	3	6	0	0	18	
24	Costa, Simone	0	1	0	1	0	0	0	0	0	2	0	3	0	12	
Team						1	2				1					
Totals		23	61	3	9	7	12	14	21	35	20	56	13	10	6	40

1st FG %: 6-15 40.0% 2nd: 7-14 50.0% 3rd: 6-17 35.3% 4th: 4-15 26.7% Game: 23-61 37.7% Deadball Rebounds: 2
 3FG %: 1-2 50.0% 1-2 50.0% 0-3 0.0% 1-2 50.0% 3-9 33.3%
 FT %: 3-4 75.0% 0-0 0.0% 0-1 0.0% 4-7 57.1%

Officials: Mark Kentz, Jennifer Rezac, Douglas Knight
 Technical fouls: Kentucky-None. GEORGIA-None.
 Attendance: 3235

Score by periods	1st	2nd	3rd	4th	Total
Kentucky	19	17	12	18	66
GEORGIA	16	15	12	13	56

Points In Off 2nd Fast
UK Paint T/O Chance Break Bench
30 18 17 4 11

1st FG - UK 4th-00:53, UGA 4th-00:20.
 Largest lead - UK by 10 4th-05:43, UGA by 2 1st-08:58.
 UK led for 37:23, UGA led for 01:29. Game was tied for 01:05.

Notables: With the win, the Wildcats have won six of the last eight meetings between the two programs ... Kentucky held the Lady Bulldogs to just 26.7 percent shooting in the final quarter ... The difference was made at the free throw line, as Kentucky made 18-of-21 from the line while UGA went just 3-of-9 ... The seniors both stood out for UK, as Evelyn Akhatov recorded her 13th double-double of the season and Makayla Epps led the team in scoring with 16 points.

26 KENTUCKY 69, ARKANSAS 62 - FINAL

Feb. 16, 2017 • Fayetteville, Ark. (Bud Walton Arena)

Official Basketball Box Score - Game Totals - Final Statistics
Kentucky vs ARKANSAS
 02/16/17 7 p.m. at Fayetteville, Ark. (Bud Walton Arena)

#	Player	Total		3-Ptr		Rebounds		PF	TP	A	TO	Blk	Stl	Min		
		FG	FGA	FG	FGA	Off	Def								Tot	
13	Akhatov, Evelyn	5	9	0	0	2	2	6	5	11	3	12	1	4	2	37
45	Rice, Alyssa	1	3	0	0	2	4	1	4	2	2	0	0	25		
04	Morris, Maci	5	13	3	6	0	0	3	3	0	13	0	3	0	35	
24	Murray, Taylor	5	10	0	1	6	7	3	5	8	2	16	5	3	0	36
25	Epps, Makayla	4	17	2	8	4	1	1	2	2	14	4	0	0	1	40
22	Cann, Makenzie	1	3	1	2	0	0	0	4	1	0	0	0	0	20	
32	Roper, Jaida	2	2	2	2	0	0	0	0	0	6	0	0	0	7	
Team						1	3	4								
Totals		23	57	8	20	15	19	12	20	32	8	69	13	12	2	9

1st FG %: 6-16 37.5% 2nd: 4-18 22.2% 3rd: 5-11 45.5% 4th: 8-12 66.7% Game: 23-57 40.4% Deadball Rebounds: 3
 3FG %: 5-8 62.5% 1-6 16.7% 0-2 0.0% 2-4 50.0% 8-20 40.0%
 FT %: 0-0 0.0% 5-5 100.0% 7-8 87.5%

ARKANSAS 62 • 13-13, 2-11 SEC

#	Player	Total		3-Ptr		Rebounds		PF	TP	A	TO	Blk	Stl	Min		
		FG	FGA	FG	FGA	Off	Def								Tot	
00	JACKSON, JESSICA	10	20	3	7	1	1	3	4	7	4	24	4	3	0	36
04	SWENSON, KEIRYN	4	6	0	0	0	2	1	3	2	8	0	1	0	1	27
22	ZIMMERMAN, BAILEY	3	9	3	5	0	0	3	6	3	9	3	1	0	0	34
03	MONK, MALICA	4	9	0	0	3	1	2	4	8	3	2	0	0	32	
14	MASON, JAILYN	5	11	1	1	0	4	5	3	11	4	5	0	0	36	
02	WILSON, AALIYAH	0	0	0	0	0	1	1	0	1	0	1	2	0	6	
10	WILLIAMS, KIARA	0	2	0	0	0	2	2	0	0	0	0	1	0	4	
20	STOUT, SYDNEY	0	0	0	0	0	1	1	0	0	0	0	0	0	1	
21	COSPER, DEVIN	0	1	0	0	0	0	0	0	0	2	0	0	0	6	
35	COOLEY, ALECIA	1	2	0	0	1	2	3	2	1	1	2	0	0	18	
Team						3	2	5			1					
Totals		27	60	7	13	1	4	14	21	35	19	62	16	18	3	7

1st FG %: 7-19 36.8% 2nd: 2-12 16.7% 3rd: 9-14 64.3% 4th: 9-15 60.0% Game: 27-60 45.0% Deadball Rebounds: 2
 3FG %: 2-5 40.0% 0-2 0.0% 3-3 100.0% 1-2 50.0% 7-13 53.8% 1-4 25.0%
 FT %: 0-0 0.0% 0-0 0.0% 2-2 100.0%

Officials: Maj Fensberg, Ed Sidlasky, Troy Winders
 Technical fouls: Kentucky-None. ARKANSAS-None.
 Attendance: 1142

28 #22 KENTUCKY 78, #3 MISSISSIPPI STATE 75 - FINAL (OT)
Feb. 23, 2017 • Lexington, Ky. (Memorial Coliseum)

Official Basketball Box Score - Game Totals - Final Statistics
MISSISSIPPI STATE vs Kentucky
02/23/17 7:02 pm at Memorial Coliseum - Lexington, KY

MISSISSIPPI STATE 75 • 27-2, 13-2

#	Player	Total		3-Ptr		Rebounds		PF	TP	A	T	Blk	Stl	Min
		FG	FGA	FG	FGA	FT	FTA							
03	Richardson, Breanna	f	2-5	0-1	1-1	3	3	6	1	5	3	6	1	29
45	Okorie, Chinwe	c	3-7	0-0	0-0	0	2	2	4	6	0	3	1	21
00	Dillingham, Dominique	g	0-1	0-1	0-0	0	2	2	5	0	2	0	2	33
02	William, Morgan	g	7-10	1-2	5-6	1	3	4	5	20	5	4	2	41
35	Vivians, Victoria	g	8-17	4-9	7-10	0	7	7	4	27	1	4	2	1
01	Schaefer, Blair	g	2-5	2-4	2-2	0	0	0	1	8	0	0	0	17
10	Holmes, Jazzmun	g	0-0	0-0	0-0	0	0	0	0	3	1	0	0	4
11	Johnson, Roshunda	g	0-0	0-0	0-0	0	0	0	1	4	0	0	0	0
13	Chapel, Ketara	g	2-6	0-0	0-0	1	3	4	1	4	3	2	1	16
15	McCowan, Teaira	g	2-3	0-0	1-3	2	8	10	4	5	1	2	2	24
Team						1	0	1						
Totals			26-54	7-17	16-22	8	28	36	28	75	18	22	11	2

1st FG %: 8-14 57.1% 2nd: 5-13 38.5% 3rd: 5-15 33.3% 4th: 6-10 60.0% Game: 26-54 48.1% Deadball
3FG %: 3-4 75.0% 2-5 40.0% 0-4 0.0% 2-4 50.0% 9: 7:17 41.2% Rebounds
FT %: 0-1 0.0% 0-0 0.0% 3-4 75.0% 9-13 69.2% 16-22 72.7% 6

Kentucky 78 • 20-8, 11-4

#	Player	Total		3-Ptr		Rebounds		PF	TP	A	T	Blk	Stl	Min
		FG	FGA	FG	FGA	FT	FTA							
13	Akhatov, Evelyn	f	11-20	0-1	5-6	6	10	16	3	27	1	1	2	44
45	Rice, Alyssa	c	0-1	0-0	0-0	1	2	3	5	0	0	0	0	24
04	Morris, Maci	g	2-7	0-0	4-5	0	2	2	4	8	0	2	0	27
24	Murray, Taylor	g	4-11	0-1	6-9	0	2	3	14	2	3	0	2	43
25	Epps, Makayla	g	8-18	1-1	5-8	1	1	2	22	5	1	0	2	44
22	Cann, Makenzie	g	1-5	1-5	0-0	0	0	1	3	1	0	0	1	26
32	Roper, Jaida	g	2-6	0-1	0-0	1	2	3	2	4	1	1	0	17
Team						3	1	4						
Totals			28-68	2-9	20-28	12	20	32	20	78	10	9	3	7

1st FG %: 6-13 46.2% 2nd: 5-15 33.3% 3rd: 4-14 28.6% 4th: 9-18 50.0% Game: 28-68 41.2% Deadball
3FG %: 0-1 0.0% 0-2 0.0% 2-3 66.7% 0-1 0.0% 2-9 22.2% Rebounds
FT %: 0-8 0.0% 2-2 100.0% 0-0 0.0% 6-8 75.0% 20-28 71.4% 8

Officials: Bryan Entlerne, Roy Gulbeyan, Bill Larence
Technical fouls: MISSISSIPPI STATE-None. Kentucky-None.
Attendance: 5244

Score by periods	1st	2nd	3rd	4th	OT	Total
MISSISSIPPI STATE	19	12	13	23	8	75
Kentucky	18	12	13	24	11	78

Last FG - MS OT-02:02, UK OT-08:08
Largest lead - MS by 8 1st-05:28, UK by 7 3rd-06:06
MS led for 21:12. UK led for 16:34. Game was tied for 07:14.

Notables: With its fifth straight win, the Wildcats have now recorded seven straight 20-win seasons ... UK has also won 12 of its last 14 games on Senior Night ... It was Kentucky's highest ranked win since the Wildcats' second No. 2 South Carolina 67-56 in Memorial Coliseum (03/01/2015) ... It was UK's third overtime game of the season, and its first overtime victory this year.

29 #22 KENTUCKY 87, #7 SOUTH CAROLINA 95 - FINAL
Feb. 26, 2017 • Columbia, S.C. (Colonial Life Arena)

Official Basketball Box Score - Game Totals - Final Statistics
Kentucky vs SOUTH CAROLINA
02/26/17 2 p.m. at Columbia, S.C./Colonial Life Arena

Kentucky 87 • 20-9 (11-5 SEC)

#	Player	Total		3-Ptr		Rebounds		PF	TP	A	T	Blk	Stl	Min
		FG	FGA	FG	FGA	FT	FTA							
13	Akhatov, Evelyn	f	4-10	0-0	6-9	4	4	8	4	14	1	2	0	33
45	Rice, Alyssa	c	1-3	0-0	0-0	0	4	4	2	0	4	1	1	21
04	Morris, Maci	g	6-17	2-6	0-0	1	2	4	14	1	1	0	0	33
24	Murray, Taylor	g	9-14	2-6	9-9	1	3	4	29	5	2	0	0	37
25	Epps, Makayla	g	3-7	2-4	2-2	1	5	6	10	4	1	0	2	36
20	Poffenberger, Paige	g	0-0	0-0	0-0	0	0	0	0	0	0	0	0	1
22	Cann, Makenzie	g	6-12	3-9	0-0	2	0	2	15	0	2	0	2	30
32	Roper, Jaida	g	1-4	0-1	1-1	0	0	1	3	1	0	0	0	9
Team						2	1	3						
Totals			30-67	9-26	18-21	11	18	29	26	87	12	9	1	5

1st FG %: 6-14 42.9% 2nd: 8-17 47.1% 3rd: 5-15 33.3% 4th: 11-21 52.4% Game: 30-67 44.8% Deadball
3FG %: 2-4 50.0% 1-5 20.0% 1-8 12.5% 5-9 55.6% Rebounds
FT %: 3-3 100.0% 6-8 75.0% 4-5 80.0% 5-5 100.0% 18-21 85.7% 1,1

SOUTH CAROLINA 95 • 24-4 (14-2 SEC)

#	Player	Total		3-Ptr		Rebounds		PF	TP	A	T	Blk	Stl	Min
		FG	FGA	FG	FGA	FT	FTA							
22	WILSON, A'ja	f	10-14	0-0	5-7	0	10	10	2	3	2	2	1	38
41	COATES, Alaina	c	5-8	0-0	3-5	2	7	9	2	13	2	1	2	27
03	DAVIS, Kaela	g	8-11	0-2	4-5	0	1	1	3	20	3	2	0	31
15	DAVIS, Tiffany	g	1-1	1-1	0-0	0	0	0	0	3	1	0	0	7
52	HARRIS, Tyasha	g	3-3	1-1	6-8	0	1	1	13	8	2	0	0	29
01	CUEVAS-MOORE, Bianca	g	2-6	0-2	0-0	1	0	1	2	4	0	0	1	19
04	CLINEY, Doniyah	g	0-1	0-0	0-1	0	1	2	0	0	0	0	0	9
10	GRAY, Allisha	g	5-9	0-0	7-9	2	3	3	17	1	0	0	0	27
21	HERBERT HARRIGAN, Team	g	0-2	0-0	0-0	0	3	3	4	0	1	0	1	13
Team						0	2	2						
Totals			34-55	2-7	25-34	6	25	31	19	95	19	9	4	4

1st FG %: 11-19 57.9% 2nd: 8-13 61.5% 3rd: 5-9 55.6% 4th: 10-14 71.4% Game: 34-55 61.8% Deadball
3FG %: 2-4 50.0% 0-1 0.0% 0-1 0.0% 0-1 0.0% Rebounds
FT %: 1-1 100.0% 7-9 77.8% 10-14 71.4% 25-34 73.5% 5,3

Officials: Susan Blanch, Michael McConnell, Carla Fountain
Technical fouls: Kentucky-None. SOUTH CAROLINA-None.
Attendance: 18000

Score by periods	1st	2nd	3rd	4th	Total
Kentucky	17	23	15	32	87
SOUTH CAROLINA	25	23	17	30	95

Last FG - UK 4th-00:11, SC 4th-01:31
Largest lead - UK None, SC by 14 2nd-05:58
UK led for 00:00. SC led for 39:14. Game was tied for 00:37.

Notables: Kentucky had five players score in double digits for just the second time this season (vs. New Hampshire, 11/17/16) and the first time in league play this season ... The Wildcats' 87 points marked their second-highest scoring total in league play this season (89 vs. Ole Miss, 01/26/17) ... Kentucky's 26 fouls were its most committed this season ... Taylor Murray led all scorers with a career-high 29 points.

30 #20 KENTUCKY 65, ALABAMA 55 - FINAL
March 3, 2017 • Greenville, S.C. (Bon Secours Wellness Arena)

Official Basketball Box Score - Game Totals - Final Statistics
Alabama vs Kentucky
03/03/17 2:25 PM at Bon Secours Wellness Arena-Greenville, SC

Alabama 55 • 19-13

#	Player	Total		3-Ptr		Rebounds		PF	TP	A	T	Blk	Stl	Min
		FG	FGA	FG	FGA	FT	FTA							
01	Bolton, Quanetria	f	3-9	1-5	0-0	4	4	4	7	1	2	1	0	20
20	Williams, Ashley	f	3-7	0-0	3-5	2	5	7	1	9	1	3	0	34
23	Wade, Shaquera	f	1-6	0-0	0-0	2	3	5	1	2	0	4	0	21
03	Lewis, Jordan	g	0-2	0-0	0-0	0	2	2	0	7	3	0	0	31
11	Cook, Hannah	g	8-17	6-12	0-0	0	1	2	22	3	0	0	1	35
05	da Silva, Alana	g	0-0	0-0	0-0	0	0	1	0	1	0	1	0	6
13	Knight, Coco	g	2-5	0-0	0-0	0	2	2	0	4	1	2	0	11
15	Knight, Meoshonti	g	2-4	1-2	4-5	0	6	6	4	9	2	2	0	26
25	Knight, Ashley	g	1-1	0-0	1-0	1	4	5	4	2	0	1	1	19
Team						0	1	1						
Totals			20-51	8-21	7-10	5	28	33	19	55	15	18	2	3

1st FG %: 6-15 40.0% 2nd: 5-10 50.0% 3rd: 5-12 41.7% 4th: 4-14 28.6% Game: 20-51 39.2% Deadball
3FG %: 2-6 33.3% 2-4 50.0% 2-5 40.0% 2-6 33.3% Rebounds
FT %: 0-0 0.0% 0-0 0.0% 4-5 80.0% 3-5 60.0% 9-21 42.9% 2,1

Kentucky 65 • 21-9

#	Player	Total		3-Ptr		Rebounds		PF	TP	A	T	Blk	Stl	Min
		FG	FGA	FG	FGA	FT	FTA							
13	Akhatov, Evelyn	f	7-13	0-0	9-12	3	6	9	2	23	3	2	0	1
45	Rice, Alyssa	c	4-8	0-0	3-4	2	3	5	3	11	1	1	0	1
04	Morris, Maci	g	3-11	1-4	4-4	1	2	3	2	11	1	3	0	34
24	Murray, Taylor	g	2-8	0-1	4-4	1	3	4	2	8	5	0	0	31
25	Epps, Makayla	g	4-11	2-2	2-2	1	4	5	0	12	1	1	0	36
15	Hardin, Jessica	g	0-2	0-2	0-0	0	0	0	0	0	0	0	0	3
22	Cann, Makenzie	g	0-4	0-0	0-0	3	3	6	3	0	1	2	0	16
32	Roper, Jaida	g	0-1	0-0	0-0	0	0	1	0	0	0	0	0	6
Team						2	5	7						
Totals			20-58	3-13	22-26	13	26	39	13	65	12	9	0	6

1st FG %: 6-16 37.5% 2nd: 6-18 33.3% 3rd: 6-14 42.9% 4th: 2-10 20.0% Game: 20-58 34.5% Deadball
3FG %: 1-5 20.0% 0-2 0.0% 2-5 40.0% 0-1 0.0% Rebounds
FT %: 4-5 80.0% 3-3 100.0% 8-10 80.0% 7-8 87.5% 0,1

Officials: Tina Napier, Scott Yarbrough, Frank Steratore, A-E Sidlasky
Technical fouls: Alabama-None. Kentucky-None.
Attendance: 5702

Score by periods	1st	2nd	3rd	4th	Total
Alabama	14	12	16	13	55



32

NCAAT 1R: #18 KENTUCKY 73, BELMONT 70 - FINAL

March 17, 2017 • Lexington, Ky. (Memorial Coliseum)



Official Basketball Box Score - Game Totals - Final Statistics
BELMONT vs Kentucky
 03/17/17 12 Noon at Memorial Coliseum - Lexington, KY



BELMONT 70 • 27-6

#	Player	Total		3-Ptr		Rebounds		PF	TP	A	TO	Bk	Stl	Min	
		FG	FGA	FG	FGA	Off	Def								
14	THOMPSON, Lauren	r	4-6	0-0	0-0	1	1	2	2	8	1	1	0	0	28
23	SMITH, Kylee	r	9-16	2-3	3-4	3	5	8	4	23	4	4	0	1	36
24	ROY, Jenny	r	0-4	0-2	0-0	1	2	3	5	0	4	3	0	0	30
50	MCCABE, Sally	r	5-14	2-3	4-5	5	7	12	3	16	1	3	4	0	33
33	MAGGARD, Darby	g	5-13	5-12	0-0	0	1	1	2	15	2	1	0	1	36
03	JOUBRAN, Frankie	g	1-3	0-0	0-0	0	2	2	0	2	1	0	0	0	16
12	JONES, Sierra	g	3-3	0-0	0-0	0	3	3	4	6	0	0	0	0	14
21	LAWSON, Paris	g	0-0	0-0	0-0	0	0	0	0	0	1	0	0	0	5
55	WRIGHT, Maddie	g	0-0	0-0	0-0	0	0	0	0	0	1	0	0	0	2
Team						1	1	2							
Totals			27-59	9-20	7-9	11	22	33	20	70	14	13	4	2	200

#	Player	Total		3-Ptr		Rebounds		PF	TP	A	TO	Bk	Stl	Min	
		FG	FGA	FG	FGA	Off	Def								
13	Akhator, Evelyn	r	9-15	0-0	4-5	6	4	10	3	22	2	2	1	1	35
45	Rice, Alyssa	c	1-5	0-0	0-0	1	5	6	1	2	2	1	1	0	26
04	Morris, Maci	g	3-9	2-5	7-8	0	3	3	2	15	4	2	0	2	37
24	Murray, Taylor	g	2-8	0-1	0-0	1	1	2	3	4	6	0	0	0	34
25	Epps, Makayla	g	11-18	5-8	3-6	1	4	5	1	30	2	1	0	1	40
20	Poffenberger, Paige	g	0-0	0-0	0-0	0	0	0	0	0	0	0	0	0	1
22	Cann, Makenzie	g	0-1	0-1	0-0	0	0	0	1	0	1	1	0	0	22
32	Roper, Jaida	g	0-0	0-0	0-0	0	1	1	1	0	1	0	0	0	5
Team						1	0	1							
Totals			26-56	7-15	14-19	10	18	28	12	73	18	7	2	4	200

1st	2nd	3rd	4th	Total	Game	Deadball
FG %: 6-15 40.0%	FG %: 9-15 60.0%	FG %: 3-5 60.0%	FG %: 2-6 33.3%	FG %: 27-59 45.8%	27-59 45.8%	Rebounds 5,1
3FG %: 1-4 25.0%	3FG %: 3-5 60.0%	3FG %: 0-0 0.0%	3FG %: 2-6 33.3%	3FG %: 7-9 77.8%		
FT %: 0-1 0.0%	FT %: 2-2 100.0%	FT %: 0-0 0.0%	FT %: 1-5 20.0%	FT %: 7-9 77.8%		

Officials: Felicia Grinter, Pualani Spurlock, Shandra Twine
 Technical fouls: BELMONT-None. Kentucky-None.
 Attendance:

Score by periods	1st	2nd	3rd	4th	Total
BELMONT	13	23	13	21	70
Kentucky	23	12	20	18	73

Last FG - BEL 4th-00:03, UK 4th-02:49.
 Largest lead - BEL by 1 2nd-00:31, UK by 12 1st-00:58.
 BEL led for 00:43, UK led for 38:07. Game was tied for 00:16.

33

NCAAT 2R: #18 KENTUCKY VS. #11 OHIO STATE

March 19, 2017 • Lexington, Ky. (Memorial Coliseum)



Official Basketball Box Score - Game Totals - Final Statistics
OHIO STATE vs Kentucky
 03/19/17 12:05 pm at Memorial Coliseum - Lexington, KY



OHIO STATE 82 • 28-6

#	Player	Total		3-Ptr		Rebounds		PF	TP	A	TO	Bk	Stl	Min	
		FG	FGA	FG	FGA	Off	Def								
00	McCoy, Tori	r	6-6	0-0	2-4	4	8	12	3	14	1	0	4	0	23
02	Cooper, Shayla	r	6-13	1-1	2-2	0	8	8	1	15	3	0	0	1	27
03	Mitchell, Kelsey	g	8-21	3-12	2-3	1	3	4	3	21	2	4	0	2	38
04	Calhoun, Sierra	g	4-7	2-4	0-1	1	0	1	1	10	1	0	0	2	17
23	Lewis, Kiara	g	0-3	0-1	0-0	0	0	0	2	0	0	0	0	0	16
15	Harper, Linnæe	g	5-13	0-2	2-4	3	7	10	0	12	8	0	0	2	27
20	Doss, Asia	g	1-5	0-3	1-2	1	2	3	2	3	2	2	0	0	22
22	Hart, Alexa	g	2-3	0-0	0-0	1	1	2	3	4	2	0	4	0	19
24	Waterman, Makayla	g	1-2	0-0	1-2	0	2	4	3	1	0	2	0	11	
Team						0	1	1							
Totals			33-73	6-23	10-18	11	32	43	19	82	20	6	10	7	200

1st	2nd	3rd	4th	Total	Game	Deadball
FG %: 8-17 47.1%	FG %: 11-22 50.0%	FG %: 7-18 38.9%	FG %: 7-16 43.8%	FG %: 33-73 45.2%	33-73 45.2%	Rebounds 4
3FG %: 2-8 25.0%	3FG %: 4-9 44.4%	3FG %: 0-5 0.0%	3FG %: 0-1 0.0%	3FG %: 6-23 26.1%		
FT %: 2-3 66.7%	FT %: 0-2 0.0%	FT %: 1-4 25.0%	FT %: 7-9 77.8%	FT %: 10-18 55.6%		

Officials: Dee Kantner, Felicia Grinter, Michael McConnell
 Technical fouls: OHIO STATE-None. Kentucky-None.
 Attendance: 2644

Score by periods	1st	2nd	3rd	4th	Total
OHIO STATE	20	26	15	21	82
Kentucky	16	15	22	15	68

Last FG - OSU 4th-01:32, UK 4th-06:04.
 Largest lead - OSU by 19 3rd-08:57, UK None.
 OSU led for 39:48, UK led for 00:00. Game was tied for 00:05.

Notables: Makayla Epps and Evelyn Akhator combined for 52 of UK's 73 points in the NCAA first round win over Belmont ... Maci Morris hit 7-of-8 free throws in the final 37.1 seconds of the game to seal the win ... Epps scored 30 points, her second straight 30-point game and sixth of her career ... Akhator charted her 17th career double-double ... UK snapped Belmont's 21-game winning streak ... The Cats advanced to the second round for the ninth straight time in the NCAA Tournament.

Notables: Kentucky ended its season with a 22-11 overall record, marking its school-record eighth straight 20-win season ... Makayla Epps led the Wildcats in scoring with 21 points, and dished out four assists ... Evelyn Akhator had a career-high 23 rebounds to go along with 14 points and four blocks ... Akhator's 23 rebounds are the most by a Kentucky player since Victoria Dunlap in 2010 (vs. Louisville, 12-05-10).

DEPARTED SENIORS

#25 MAKAYLA EPPS • G • 5-10 • LEBANON, KY. (MARION COUNTY HS)



2016-17 (SENIOR)
 An All-America season for the Wildcats, leading Kentucky with 17.7 points per game ... Finished tied for first with 118 assists, tied for third on the team with 4.5 rebounds per game, third on the squad with 34 steals, second in three-point field goal percentage at .355 and third in overall field-goal percentage at .459 ... Ended her career with 1,790 career points, which ranks fifth most in program history ... Had 408 career assists, ranking seventh most all-time in UK history ... Only player in program history to rank top five in scoring and top seven in career assists ... Ended her career with six games of 30 or more points, which is third most in program history ... For her career, she averaged 13.5 points per game which is ninth best in program history ... Finished the season as the only player in the SEC to rank top 10 in points, field goal percentage and assists ... Scored 10 or more points 30 times, 15 or more points 19 times and 20 or more points 14 times ... Had three games of

30 or more points, including a season-best 31 points against South Carolina in the SEC Tournament ... Had five or more assists in 11 games ... Led Kentucky in scoring 16 times, in rebounds four times, in assists 14 times and in steals nine times ... Against ranked foes, averaged over 20 points and shot over 45 percent from the field ... Had a then-season high performance against No. 12 Oklahoma on Dec. 1, scoring 30 points ... Scored 29 points, including 22 in the second half and 18 in the fourth quarter in the season opening win over Miami ... Scored a season-high 31 points against No. 4 South Carolina in the SEC Tournament ... Followed that performance with 30 points vs. Belmont in the NCAA Tournament ... Had 21 points against Ohio State in the NCAA Tournament with four assists ... Had a stretch of four straight games of 20 or more points during SEC play with 20 against Ole Miss and Missouri and 23 against South Carolina and Vanderbilt ... Ended her career ranking top 10 in program history in assists, assists average, field-goals made, free-throws made and scoring average ... Became only the second player in program history to earn All-SEC First Team honors three straight seasons.

2015-16 (JUNIOR)
 Great season being named first-team All-America by CollegeSportsMadness.com and All-America Honorable Mention by the Women's Basketball

Coaches Association and Associated Press ... On several player of the year watch lists, including the Naismith Midseason 30 and Wade Trophy Watch List ... Became the 31st player in program history to reach 1,000 points and was the third-fastest player under Matthew Mitchell to reach the 1,000 point club ... Ended the season with 1,207 career points to rank 19th all-time on UK's career points scored list ... Was named the SEC Player of the Week, espnW National Player of the Week and to the NCAA Starting Five for her strong play against Louisville and Middle Tennessee State where she scored a combined 41 points with six steals, eight assists, 11 rebounds and was 18-for-24 from the field ... Was the first UK player since Sara Potts in 2004 to record at least 20 points in four consecutive games ... Tied the third-most efficient performance in school history, going 10-of-11 from the field in the victory over Louisville for the best field goal percentage since 1987 ... Played in 32 games, averaging a team-best 17.1 ppg, hitting .473 from the field with 4.5 apg and 4.8 rpg ... Scored 20+ points 12 times on the season, while scoring in double digits 29 times ... Posted the second triple-double in program history with 21 points, 12 assists and 11 rebounds against Morehead State ... Shined on the biggest of stages this season against highly-ranked Louisville, Duke, South Carolina (twice), Tennessee, Mississippi State and Texas A&M, averaging 18.4

ppg, hitting .486 from the field with 29 assists and 33 rebounds ... Named to the the SEC All-Tournament Team for the second straight year after leading the team averaging 18.3 ppg with 5.3 rpg, 12 assists and an impressive .553 clip from the field in three games played in the event ... Paced the team in the NCAA Tournament, averaging 22.3 ppg to go with 4.3 apg and 5.0 rpg ... Increased her regular-season output not only in points per game, but efficiency from 3 as well as it increased to .438 in the tournament compared to shooting at a .250 prior to the event ... Ended her junior campaign with 546 points and 143 assists, becoming the only player in school history to have at least 500 points and 100 assists in two consecutive seasons ... Her 546 points scored were the ninth-most in a single season by a Wildcat.

2014-15 (SOPHOMORE)

Named First-Team All-SEC by league coaches and The Associated Press ... SEC All-Tournament Team member after averaging a team-high 16.3 ppg in three games ... Named to the SEC Winter Sports Academic Honor Roll ... Played in all 34 games with 22 straight starting assignments ... Led the team and fifth in the SEC in scoring with 14.9 ppg ... In SEC-only games, she led the league with 15.1 ppg ... Ranked as the third-highest sophomore scorer in school history with 477 points ... Averaged a team-high 16.9 points per game and 4.7 rebounds per game vs. ranked opponents ... One of 30 point guards on the Nancy Lieberman Award watch list ... After becoming the starting point guard vs. Florida on Jan. 15, she averaged a team-high 16.3 points to go along with 4.7 rebounds and 3.2 assists per game ... Had a +1.49 assist/turnover ratio (101 assists to 69 turnovers) ... Led the team with 101 assists ... Attempted a team-high 165 free throws and shot .691 percent (114-of-165) ... Has 32 career games in double-digit points, including 27 her sophomore season, and closed with four in a row ... Scored a career-high 42 points, including 15 of UK's 18 overtime points in win over Mississippi State (2/12/15) ... First player to score 40+ points in a game since Jen O'Neill's 43 vs. Baylor last year ... Set career highs in points (42) FGM (18), FGA (30) and minutes (44) ... Scored 31 points in UK's rematch with the Bulldogs in the SEC Tournament quarterfinals, for a total of 73 points in the two games ... Owned two of the SEC's top three scoring performances of the season ... Averaged a Paradise Jam-high 20.3 points per game in three-game tournament ... Named the MVP of the 2014 Paradise Jam's Reef Division.

2013-14 (FRESHMAN)

Played in 34 of UK's 35 games as a true freshman, while making one start ... Averaged 4.6 points and 1.4 rebounds per game ... Finished with five games in double-figure scoring ... Charted 46 assists with just 21 turnovers ... Was a key cog off the bench in UK's win over top-seeded South Carolina (3/8) in the SEC Tournament semifinals, finishing with 10 points ... Recorded all 11 of her points in the win at Texas A&M (2/23) from the free-throw line... Scored a career-high 16 points on a career-best 6-of-8 shooting in 17 minutes vs. South Carolina (2/20) ... Played a career-high 28 minutes vs. Grambling State to go with 10 points and seven rebounds ... Received her first career start vs. No. 2 Duke (12/22/13)... Was a key spark off the bench in 4OT win vs. Baylor (12/6/13) with nine points ... Drilled back-to-back 3-pointers late in the first half to help cut UofL's lead to eight in the first half and finished with six points on a career-high 2-of-3 shooting from 3-point range to help UK secure the win ... Named to the SEC First-Year Academic Honor Roll.

CAREER HIGHS

Points:	42 vs. Mississippi State 2/12/15
FGM:	18 vs. Mississippi State 2/12/15
FGA:	30 vs. Mississippi State 2/12/15
FTM:	12 vs. Ole Miss 01/21/16
FTA:	15, twice, last vs. Miami, 11/11/16
3FGM:	5 vs. Belmont, 03/17/17
3FGA:	8, twice, last vs. Belmont, 03/17/17
O-Rebounds:	4, 4x, last vs. Morehead State, 11/18/15
D-Rebounds:	16 at Louisville, 12/04/16
Total Rebounds:	16 at Louisville, 12/04/16
Assists:	12 vs. Morehead State 11/18/15
Blocks:	1, 7x, last vs. Washington St., 12/21/16
Steals:	4, thrice, last vs. Georgia 01/10/16
Minutes:	45 at Louisville, 12/04/16

EPPS CAREER HONORS

- SEC Academic Honor Roll (2014, 2015, 2017)
- First-Team All-SEC by league coaches/AP (2015, 2016, 2017)
- SEC All-Tournament Team (2015, 2016, 2017)
- SEC Co-Player of the Week (Feb. 16, 2015)
- espnW National Player of the Week (Dec. 14, 2015)
- SEC Player of the Week (Dec. 15, 2015)
- NCAA Starting Five (Dec. 16, 2015)
- Dawn Staley Award Mid-Season Watch List (2016)
- Naismith Trophy Midseason 30 (2016)
- Wade Trophy Watch List (2016)
- First-Team All-American by CollegeSportsMadness (2016)
- WBCA All-Region Team (2016)
- WBCA All-America Honorable Mention (2016)
- AP All-America Honorable Mention (2016, 2017)
- Preseason All-America First Team by CollegeSportsMadness.com (2017)
- Preseason All-America First Team by The Sporting News (2017)
- Preseason All-America Second Team by Athlon Sports (2017)
- Preseason All-SEC by league media (2017)
- Preseason All-SEC by league coaches (2017)
- Nancy Lieberman Award Watch List (2017)
- Naismith Trophy Top 50 Watch List (2017)
- Wade Trophy Watch List (2017)
- Wooden Award Preseason Top 30 (2017)
- Dawn Staley Midseason Watch List (2017)
- SEC Player of the Week by league office (Dec. 6, 2017)
- Wooden Award Midseason Top 25 (2017)

Makayla Epps' Career Stats

2013-14	34-1	391-11.5	56-116	.483	12-41	.293	31-46	.674	10-37	47/1.4	32-0	46	21	0	11	155/4.6
2014-15	34-22	1102-32.4	184-414	.444	24-76	.316	114-165	.691	47-109	156/4.6	38-0	101	69	6	45	506/14.9
2015-16	32-32	1126-35.2	207-438	.473	26-92	.283	106-146	.726	39-115	154/4.8	40-0	143	77	4	41	546/17.1
2016-17	33-33	1197-36.3	221-481	.459	39-110	.355	102-134	.761	26-121	147/4.5	47-1	118	68	2	34	583/17.7

MAKAYLA EPPS' NCAA Tournament Career Stats

Year	GP-GS	MIN	FG-FGA	PCT	3FG-FGA	PCT	FT-FTA	PCT	OFF-DEF	TOT/AVG	PF-FO	A	TO	BLK	ST	PTS/AVG
2013-14	3-0	42-14.0	8-13	.615	0-2	.000	1-2	.500	0-2	2/0.7	5-0	8	8	0	0	17/5.7
2014-15	2-1	68-34.0	16-32	.500	2-3	.666	8-13	.745	3-3	6/3.0	3-0	6	1	1	4	42/21.0
2015-16	3-3	103-34.3	24-52	.462	7-16	.438	12-18	.667	2-13	15/5.0	2-0	13	4	0	2	67/22.3
2016-17	2-2	80-40.0	21-41	.512	5-11	.455	4-7	.571	1-6	7/3.5	2-0	6	2	0	2	51/25.5
Total	10-6	293-29.3	69-138	.500	14-30	.466	25-40	.625	6-24	30/3.0	12-0	33	15	1	8	177/17.7



DEPARTED SENIORS

#13 EVELYN AKHATOR • F • 6-3 • LAGOS, NGA (CHIPOLA JUNIOR COLLEGE)



2016-17 (SENIOR)

An All-America season for the Wildcats, earning Associated Press All-America Honorable Mention honors ... Finished the season averaging 15.9 points per game and 10.8 rebounds per game with a team-best 29 blocks ... Also ranked second on the team with 45 steals,

while her 56.8 percent from the field was a team-best ... Started in all 33 games, averaging 31.5 minutes per game ... Posted 18 double-doubles during the season which was the fourth most in a single season in program history and the most ever by a player not named Valerie Still ... Ended her career with 31 double-doubles, which ranked tied for third all-time with former UK All-American Victoria Dunlap ... Although she was only on campus for two years, she ended her career second all-time in rebounding averaging (10.1), eighth all-time in scoring average (13.7) and fourth in field-goal percentage (54.1) ... Scored in double figures 28 times on the year with 16 games of 15 or more points and 11 games of 20 or more points ... Had double-figure rebounds in 20 games and led Kentucky in rebounds 26 times ... Paced the Wildcats in scoring 10 times and in blocks 13 times ... Became the second different Kentucky player in school history to have consecutive games of at least 24 points and at least 15 rebounds in the same season ... Became one of three players in school history to have three straight games of at least 20 points and at least 10 rebounds ... Ended the season with 29.7 percent of the team's total rebounds and 33.1 percent of the team's total offensive rebounds ... Her 10.8 rebounding average was the best for a UK player since 1982-83 ... Her 358 total rebounds were the fourth most in a season in program history ... Ranked high in several national categories, including 20th in defensive rebounds per game, 10th in double-doubles, 22nd in field-goal percentage, 22nd in offensive rebounds per game, eighth in total rebounds, 11th in rebounds per game ... Was brilliant in Kentucky's two games in the SEC Tournament, averaging 23.5 points with 10.0 rebounds per game to be named to the SEC All-Tournament Team ... In the quarterfinals against Alabama, had 23 points with nine rebounds and three assists, going 7-of-13 from the field and 9-of-12 from the free-throw line ... Followed that performance with 24 points and 11 rebounds –

including seven offensive boards – against No. 5 South Carolina ... Had a double-double in each of UK's NCAA Tournament games with 22 points and 10 rebounds vs. Belmont and 14 points and a UK NCAA Tournament game record 23 rebounds against Ohio State ... The 23 rebounds against Ohio State were also a career high and tied for the third most in program history in a game ... Posted a career-high 29 points with 15 rebounds and three assists against Alabama and followed that with 24 points and 16 rebounds against Georgia and 20 points and 11 rebounds against LSU ... Had 28 points and 13 rebounds at Missouri before posting 27 points and 16 rebounds in Kentucky's win over top-three ranked Mississippi State on Senior Night.

2015-16 (JUNIOR)

Showed early and often that her transition from junior college would not be an issue as she started all 33 games, leading Kentucky in rebounds and blocks and finishing third in steals and points ... All-SEC Second Team by league coaches and the Associated Press ... Named the SEC Player of the Week by the league office and CollegeSportsMadness.com on Feb. 29 after averaging 15.0 points and 13.5 rebounds to help UK end the regular season on a six-game winning streak with victories over No. 24 Missouri and No. 11 Texas A&M ... Her performances against Missouri and Texas A&M also led her to be named in the NCAA Starting Five on March 1 ... Finished the year with 13 double-doubles, ranking her 12th all-time in school history in career double-doubles ... Ended the season averaging 11.5 ppg, 9.3 rpg, 0.9 blocks per game, hitting a team-best 156-for-306 (.510) from the field ... Had 316 total rebounds on the year, which was the seventh most in a season in UK history, while her 9.3 rebounding average ranked eighth in a single season ... Had the fifth-best scoring performance by a UK player in a varsity debut with 16 against Rice ... Posted a three-game double-double streak (Texas A&M, LSU, Florida), which tied for the ninth-longest streak of consecutive double-doubles in program history ... Scored 10+ points in 24 games, including seven 15+ point games ... Led Kentucky in scoring six times, rebounding 21 times, steals eight times and blocks 11 times ... Had a stretch of five straight games with double-figure scoring, including an incredible performance against Texas A&M, where she scored 15 points with 18 total rebounds, including 10 on the offensive glass ... In her first ever SEC Tournament, she recorded two double-doubles with 15 points and 13 rebounds against LSU and 12 points and 11 rebounds against Florida.

AKHATOR CAREER HONORS

- SEC Academic Honor Roll (2016, 2017)
- SEC Player of the Week (Feb. 29, 2016)
- SEC Player of the Week by CollegeSportsMadness.com (Feb. 29, 2016)
- NCAA Starting Five (March 1, 2016)
- All-SEC Second Team by AP (2016, 2017)
- All-SEC Second Team by league coaches (2016)
- Preseason All-America Third Team by The Sporting News (2017)
- Naismith Trophy Top 50 Watch List (2017)
- Candidate for Senior CLASS Award (2017)
- National Player of the Week by CollegeSportsMadness.com (Nov. 14, 2017)
- SEC Player of the Week by league office (Nov. 15, 2017)
- SEC Player of the Week by league office (Dec. 27, 2017)
- SEC Player of the Week by CollegeSportsMadness.com (Dec. 27, 2017)
- SEC Player of the Week by league office (Jan. 17, 2017)
- First-Team All-SEC by league coaches (2017)
- SEC All-Tournament Team (2017)
- Fourth-Team All-America selection by CollegeSportsMadness.com (2017)
- All-America Honorable Mention by AP (2017)

CAREER HIGHS

Points:	29 at Alabama, 01/12/17
FGM:	12 at Alabama, 01/12/17
FGA:	20, 2x, last vs. Ohio State, 03/19/17
FTM:	9, 3x, last vs. Alabama, 03/03/17
FTA:	12, 3x, last vs. Alabama, 03/03/17
3FGM:	1 vs. Rice 11/13/15
3FGA:	1, 3x, last vs. Ohio State, 03/19/17
O-Rebounds:	10 vs. Texas A&M, 02/28/16
D-Rebounds:	15 vs. Ohio State, 03/19/17
Total Rebounds:	23 vs. Ohio State, 03/19/17
Assists:	4 vs. Samford, 11/27/16
Blocks:	5 vs. Morehead State, 11/18/15
Steals:	4 at Duke, 12/29/16
Minutes:	44 vs. Mississippi State, 02/23/17

Evelyn Akhator's Career Stats

Year	GP-GS	MIN	FG-FGA	PCT	3FG-FGA	PCT	FT-FTA	PCT	OFF-DEF	TOT/AVG	PF-FO	A	TO	BLK	ST	PTS/AVG
2015-16	33-33	884-26.8	156-306	.510	1-1	1.000	67-116	.578	121-185	306/9.3	83-3	22	59	32	37	380/11.5
2016-17	33-33	1038-31.5	200-352	.568	0-2	.000	126-183	.689	128-230	358/10.8	85-1	32	71	29	45	526/15.9
TOTAL	66-66	1922-29.1	356-658	.541	1-3	.333	193-299	.645	249-415	664/10.1	168-4	54	130	61	82	906/13.7

Evelyn Akhator's NCAA Tournament Career Stats

Year	GP-GS	MIN	FG-FGA	PCT	3FG-FGA	PCT	FT-FTA	PCT	OFF-DEF	TOT/AVG	PF-FO	A	TO	BLK	ST	PTS/AVG
2015-16	3-3	75-25.0	15-28	.536	0-0	.000	1-5	.200	9-16	25/8.3	9-0	6	2	1	1	31/10.3
2016-17	2-2	72-36.0	13-35	.371	0-1	.000	10-13	.769	14-19	33/16.5	5-0	3	5	5	1	36/18.0
TOTAL	5-5	147-29.4	28-63	.444	0-1	.000	11-18	.611	23-35	58/11.6	14-0	9	7	6	2	67/13.4





RECORDS &
HISTORY

YEAR-BY-YEAR TEAM STATISTICS

Season	G	FG-FGA	FG%	3FG-3FGA	3FG%	FT-FTA	FT%	Reb-Avg	PF-D	A	TO	BS	St	Pts	Avg
1977-78															
UK	35	1096-2550	43.0	--	--	541-859	63.0	1426-40.7	747--	480	794	--	--	2733	78.0
Opp.	35	1012-2537	40.0	--	--	509-780	65.2	1186-33.9	793--	362	686	--	--	2533	72.4
1978-79															
UK	29	798-1870	42.7	--	--	400-598	66.9	1223-42.2	600-18	390	721	72	279	1996	68.4
Opp.	20	791-1806	43.8	--	--	396-616	64.3	1094-37.7	540-16	425	594	96	278	1978	68.2
1979-80															
UK	29	983-2049	48.0	--	--	455-681	66.8	1413-48.7	656-25	509	583	107	280	2421	83.5
Opp.	29	738-1815	40.7	--	--	459-684	67.1	935-32.2	603-30	320	576	83	225	1908	65.8
1980-81															
UK	31	1004-2013	49.8	--	--	486-701	69.3	1340-43.2	665-23	590	595	116	344	2494	80.4
Opp.	31	816-1986	41.0	--	--	417-625	66.7	1136-36.6	674-23	399	628	65	255	2049	66.0
1981-82															
UK	32	1045-2140	48.8	--	--	454-667	68.0	1377-43.0	544-10	665	574	97	268	2544	79.5
Opp.	32	963-2198	43.8	--	--	317-500	63.4	1225-38.2	636-21	584	572	115	233	2243	70.0
1982-83															
UK	28	929-1813	51.2	--	--	477-669	71.3	1169-41.7	509-12	536	522	87	235	2335	83.4
Opp.	28	800-1844	43.4	--	--	373-532	70.1	1007-36.0	620-34	390	555	58	212	1973	70.5
1983-84															
UK	28	897-1747	51.3	--	--	328-416	78.8	984-35.1	547-20	511	578	68	243	2122	75.8
Opp.	28	814-1800	45.2	--	--	378-562	67.2	995-35.5	490-14	390	502	45	234	2006	71.6
1984-85															
UK	28	802-1728	46.4	--	--	358-274	75.5	1083-38.7	511-12	409	558	95	269	1962	70.0
Opp.	28	747-1722	43.0	--	--	366-507	72.2	993-35.5	477-12	314	536	60	223	1860	66.4
1985-86															
UK	29	987-1926	51.2	--	--	349-481	72.7	1103-38.0	497-14	575	596	101	341	2323	80.1
Opp.	29	864-1840	46.9	--	--	312-479	65.1	1027-35.4	473-16	430	640	71	258	2040	70.3
1986-87															
UK	28	841-1732	48.6	--	--	351-471	74.5	1101-39.3	465-6	461	558	88	272	2033	72.6
Opp.	28	764-1784	42.8	--	--	349-528	66.1	994-35.5	483-17	407	494	78	264	1877	67.0
1987-88															
UK	29	863-1954	44.2	54-150	36.0	368-511	72.0	1196-41.2	566-19	478	528	82	253	2148	74.1
Opp.	29	880-1988	44.3	50-147	34.0	433-646	67.0	1252-43.2	533-15	494	495	109	304	2243	77.3
1988-89															
UK	28	802-1822	44.0	78-210	37.1	384-555	69.2	1094-39.1	556-12	391	572	62	275	2066	73.8
Opp.	28	814-1825	44.6	39-131	29.8	426-634	67.2	1212-43.3	532-15	375	576	75	280	2093	74.8

Each of the last two seasons, Kentucky has hit 42.7% or better from the field as a team, marking the first time since 1998-99/1999-2000 that the Wildcats have achieved that in back-to-back seasons.



Season	G	FG-FGA	FG%	3FG-3FGA	3FG%	FT-FTA	FT%	Reb-Avg	PF-D	A	TO	BS	St	Pts	Avg
1989-90															
UK	31	971-2084	46.6	38-128	29.7	560-853	65.7	1340-43.2	621-14	567	603	78	372	2540	81.9
Opp.	31	767-1906	40.2	90-224	40.2	419-645	65.0	1277-41.2	728-34	433	790	92	279	2043	65.9
1990-91															
UK	29	861-2024	42.5	134-401	33.4	476-697	68.3	1314-45.3	568-6	427	575	97	382	2332	80.4
Opp.	29	769-1868	41.2	69-219	31.5	425-655	64.9	1231-42.4	593-13	428	649	67	316	2032	70.1
1991-92															
UK	30	753-1816	41.5	157-466	33.7	543-782	69.4	1177-39.2	588--	319	594	71	314	2206	73.5
Opp.	30	818-1919	42.6	101-313	32.3	432-641	67.4	1278-42.6	618--	396	603	85	305	2169	72.3
1992-93															
UK	28	719-1802	39.9	134-502	30.7	342-519	65.9	1173-41.9	555-2	353	518	71	324	1934	69.1
Opp.	28	600-1574	38.1	77-277	27.8	398-601	66.2	1127-40.3	502--	278	640	73	282	1675	59.8
1993-94															
UK	28	786-1918	41.0	156-464	33.6	453-656	69.1	1195-42.7	610-0	434	526	76	345	2181	77.9
Opp.	28	703-1695	41.5	144-417	34.5	457-668	68.4	1179-42.1	571--	378	666	98	254	2007	71.7
1994-95															
UK	28	682-1753	38.9	164-548	29.9	310-464	66.8	1100-39.3	502-3	346	457	61	271	1838	65.6
Opp.	28	628-1555	40.4	108-387	27.9	394-568	69.4	1106-39.5	480--	315	552	56	220	1758	62.8
1995-96															
UK	27	605-1496	40.4	127-416	30.5	335-479	69.9	984-36.4	425-9	370	546	28	213	1672	61.9
Opp.	27	708-1631	43.4	140-378	37.0	301-421	71.5	987-36.6	432--	414	460	70	254	1857	68.8
1996-97															
UK	27	602-1491	40.4	107-318	33.6	346-490	70.6	974-36.1	530-12	363	586	35	216	1657	61.4
Opp.	27	679-1599	42.5	102-326	31.3	377-536	70.3	1013-37.5	463--	354	503	69	288	1937	68.0
1997-98															
UK	28	661-1550	42.6	91-291	31.3	361-545	66.2	1020-36.4	585-14	345	732	90	251	1774	63.4
Opp.	28	675-1636	41.3	95-341	27.9	462-693	66.7	1065-38.0	492--	370	626	68	288	1907	68.1
1998-99															
UK	32	858-1935	44.3	136-392	34.7	514-805	63.9	1280-40.0	698-21	465	622	115	277	2366	73.9
Opp.	32	761-1897	40.1	125-428	29.2	565-817	69.2	1195-37.3	647--	281	609	82	236	2212	69.1
1999-2000															
UK	29	756-1718	44.0	99-315	31.4	309-501	61.7	1052-36.3	560-16	374	595	130	317	1920	66.2
Opp.	29	654-1661	39.4	98-359	27.3	383-566	67.7	1101-38.0	484--	313	651	71	220	1789	61.7
2000-01															
UK	27	644-1601	40.2	48-178	27.0	304-478	63.6	932-34.5	553-22	306	588	56	270	1640	60.7
Opp.	27	756-1600	47.3	110-334	32.9	432-618	69.9	1050-38.9	453--	415	543	83	251	2054	76.1
2001-02															
UK	29	748-1713	43.7	97-320	30.3	275-439	62.6	991-34.2	549-13	412	612	63	331	1868	64.4
Opp.	29	743-1681	44.2	127-400	31.8	412-621	66.3	1077-37.1	424--	209	611	76	273	2025	69.8
2002-03															
UK	27	671-1581	42.4	158-416	38.0	277-404	68.6	979-36.3	513-15	329	529	91	219	1777	65.8
Opp.	27	688-1686	40.8	154-463	33.3	381-570	66.8	1064-39.4	398--	392	444	88	234	1911	70.8





Season	G	FG-FGA	FG%	3FG-3FGA	3FG%	FT-FTA	FT%	Reb-Avg	PF-D	A	TO	BS	St	Pts	Avg
2003-04															
UK	28	675-1669	40.4	121-391	30.9	392-533	73.5	1035-37.0	483-11	483	457	52	201	1863	66.5
Opp.	28	709-1701	41.7	154-543	28.4	332-490	67.8	1086-38.8	517--	338	465	110	172	1904	68.0
2004-05															
UK	34	867-1969	44.0	162-475	34.1	452-631	71.6	1334-39.2	532-7	406	553	125	223	2348	69.1
Opp.	34	788-2044	38.6	173-554	31.2	395-581	68.0	1204-35.4	564--	372	518	117	231	2144	63.1
2005-06															
UK	31	774-1834	42.2	149-433	34.4	438-636	.689	1284-41.4	530-8	424	525	135	195	2135	68.9
Opp.	31	702-1836	38.2	128-454	28.2	387-569	.680	1073-34.6	563--	327	487	133	231	1919	61.9
2006-07															
UK	34	888-2091	42.5	155-524	29.6	461-685	67.4	1400-41.2	596-12	455	545	152	227	2392	70.4
Opp.	34	760-2032	37.4	133-438	30.4	463-647	71.6	1243-36.6	616--	328	555	116	230	2116	62.2
2007-08															
UK	33	721-1908	37.8	124-420	29.5	458-714	64.1	1319-40.0	566-3	350	581	141	205	2024	61.3
Opp.	33	756-1970	38.4	143-460	31.1	410-617	66.5	1265-38.8	615--	337	542	115	237	2065	62.6
2008-09															
UK	32	712-1882	.378	141-477	.296	459-649	.707	1313-41.0	525-7	319	566	113	222	2024	63.2
Opp.	32	718-1838	.391	144-457	.315	378-541	.699	1158-36.2	571--	330	541	134	245	1958	61.2
2009-10															
UK	36	922-2216	.416	187-588	.318	631-891	.708	1368-38.0	659-12	442	559	145	418	2662	73.9
Opp.	36	775-1991	.389	138-473	.292	456-666	.685	1345-37.4	743--	361	823	158	234	2144	59.6
2010-11															
UK	34	829-2155	.385	182-597	.305	572-825	.693	1305-38.4	626-12	378	558	115	373	2412	70.9
Opp.	34	761-1834	.415	166-455	.365	429-629	.682	1297-38.1	694--	350	817	151	201	2117	62.3
2011-12															
UK	35	925-2302	.402	211-659	.320	528-784	.673	1379-39.4	688-9	439	614	129	422	2589	74.0
Opp.	35	748-1820	.411	105-368	.285	482-715	.674	1281-36.6	676--	360	939	134	253	2083	59.5
2012-13															
UK	36	1001-2392	.418	240-731	.328	471-672	.701	1410-39.2	647-10	475	558	181	429	2713	75.4
Opp.	36	757-1907	.397	121-410	.295	448-659	.680	1292-35.9	624--	365	853	108	226	2083	57.9
2013-14															
UK	35	1029-2369	.434	192-564	.340	595-883	.674	1513-43.2	725-11	496	543	141	343	2845	81.3
Opp.	35	862-2156	.400	153-526	.291	519-760	.683	1354-38.7	733--	414	699	133	206	2396	68.5
2014-15															
UK	34	905-2271	.399	154-539	.286	607-903	.672	1414-41.6	715-20	370	553	148	335	2571	75.6
Opp.	34	828-2057	.403	162-511	.317	527-761	.693	1392-40.9	746--	418	741	175	223	2345	69.0
2015-16															
UK	33	934-2055	.455	154-433	.356	443-627	.707	1321-40.0	584-15	475	507	131	222	2465	74.7
Opp.	33	743-1995	.372	176-590	.298	338-510	.663	1138-34.5	636--	416	575	138	205	2000	60.6
2016-17															
UK	33	848-1988	.427	169-551	.307	474-632	.750	1203-36.5	486-9	426	394	80	209	2339	70.9
Opp.	33	788-1939	.406	201-590	.341	319-445	.717	1129-34.2	617--	466	487	134	179	2096	63.5



ALL-TIME LETTERWINNERS

-A-

Adams, Rita 2000-2003
 Akhator, Evelyn 2016-17
 Alcious, Natassia 2004-2007
 Alexander, Carolyn 1999-2000
 Ali, Bra'shey 2012
 Andrew, Audre 1983
Anyagaligbo, Ogechi 2016-Pres.

-B-

Baker, Stephanie 1993-1995
 Baluyut, Arlene 1979
 Barber, Cathy 1980
 Barnes, Jaye 1998-1999
 Barnett, Sarah Beth 2011
 Beickman, Julie 1996
 Bett, Catina 2008-2009
 Bishop, Azia 2012-2015
 Bonets, Aisha 2001
 Bowman, Chanté 2005-2008
 Boyd, Patrice 1997-1998
 Boyd, Terry 1978
 Browning, Pam 1978

-C-

Camara, Batouly 2016
 Campbell, Kayla 1991-1994
Cann, Makenzie 2016-Pres.
 Christman, Stephanie 1998-2000
 Chowning, Chelsea 2008
 Coe, Jaycee 2015
 Cole, Anna 2010
 Collins, Lisa 1981-1984
 Combs, Mitzi 1978
 Conwright, Maegan 2011-2013
 Croley, Bebe 1985-1988
 Cushenberry, Kristi 1989-1992
 Custard, Mary 1989

-D-

Daniel, Mia 1990-1993
 Davis, Tracye 1988-1991
 Denkins, Kim 1995-1998
 Donhoff, Maria 1978-1981
 Dowdell, Tammy 1990
 Drake, Samantha 2011-2014
 Dunlap, Victoria 2008-11

-E-

Eagan 1978
 Eberhart, Tedra 1991-1994
 Edelen, Brittany 2007-2009
 Edelman, Linda 1978-1980
 Edington, Lori 1980-1982
 Elbert, Lynne 1986-1987
 Elliott, Sarah 2005-2008
 Ellis, Lisa 1989-1990
 Ellis, Racquel 2003-2004
 Embry, Robyn 1997
 Epps, Makayla 2014-17
 Evans, Kastine 2011-2014
 Everette, Jenerrie 2001-2004

-F-

Fetter, Denise 1979
 Fogle, Tayna 1979-1982
 Foster-Sutton, Vanessa 1989-1990

Franklin, Amani 2007-2010
 Freeman, Shannon 1987

-G-

Gamble, LaQwesa 2006
 Garland, Sharon 1980
 Goin, Jennifer 2003-2004
 Goss, Bria 2012-2015
 Goodin-Rogers, Kyvin 2014-2015
 Grassi, Kristen 2003-2004
 Gray, Rebecca 2009-2010
 Gray, Jennifer 1991-1994
 Greenfield, Carmen 1996
 Grigsby, Geri 1978-1980

-H-

Halsel, LaShae 2016-Pres.
Hardin, Jessica 2016-Pres.
 Harding, Sandy 1984-1987
 Harper, Linnae 2014-2015
 Harrell, Davitria 1987-1988
 Hawthorne, Dasieka 2001-2002
 Hay, Nikki 1997-1998
 Hedges, Patty Jo 1980-1983
 Helm, SeSe 2001-2004
 Henderson, Brittany 2010-2013
 Higginbotham, Stephanie 1994-1995
 Hobgood, Jamie 1989-1991
 Hoskins, Debbie 1988
 Hudgens, Laurie 1985-1986
 Humphrey, Jennifer 2003-2007
 Hurst 1978

-J-

Jackson, Erica 1999-2000
 Jackson, Jenn'e 2006-2009
 Jackson, Vonda 1995-1998
 Jakubcova, Ivana 2015-2016
 Jansen, Christina 1993-1996
 Jennings, Alexis 2015-2016
 Johnson, Jennifer 1990
 Jones, Shambrica 2001-2004
 Jordan, Christie 1991-1994

-K-

Keith, Rae 1999
 Killen, Karen 1991-1992
 Koach, Karri 1992-1995
 Kogoy, Beth 1981

-L-

Ladson, E'Lisa 2004
 Langelier, Melissa 2000
 Leonard, Pattresa 1990-1992
 Lewis, Lynnette 1981, 1983-1984
 Lokie, Kathy 1981-1982
 Love, Tiundra 1991
 Lukschu, Liz 1978-1981
 Lykins 1978

-M-

Mack, Debbie 1978-1979
 Mahoney, Samantha 2005-2008
 Manning, Shawn 1996-1997
 Martin, Donna 1981-1984
 Martinez, Natalie 1997-2000
 Mathies, A'dia 2010-2013
 McDole, LaTonya 1999-2002

McIntyre, Stacy 1989-1992
 McKinley, Becky 1993
 Meadows, Laura 1998-2000
 Mendeng, Alvine 2001-2002
 Miller, Debbie 1984-1987
 Miller, Kris 1987-1990
 Miller, Shelly 1985-1986
 Mills, Jocelyn 1990-1993
 Mitchell, Domonique 1996
 Mjoseph, Jeannie 1978

Morris, Maci 2016-Pres.

Morrow, Carly 2008-11
 Mosley, Karen 1983-1986
 Mountain, Ruth 1989

Murray, Taylor 2016-Pres.

-N-

Naiser, Terri 1982-1983
 Nichols, Leslie 1983-1986

-O-

Oden, Debra 1978-1980
 O'Neill, Jennifer 2011-2015
 Ormerod, Carly 2006-2009
 Ousley, Beth 1988
 Owens, Shantia 1999-2000

-P-

Patterson, Niecee 2002
 Payne, Danyelle 2002-2005
 Pennie, Michele 1985-1988
 Perry, Afton 2004, 2006
 Peterson, Latasha 1995
 Pfeiffer, Jenny 2003-2004, 2006-2007
 Phillips, Angela 2004-2005
 Pinkett, Bernisha 2011-2014
Poffenberger, Paige 2016-Pres.
 Potter, Rachel 2016
 Potts, Sara 2002-2005
 Proctor, Cathy 1990-1993

-R-

Reasor, Rebekah 1991-1992
 Reed, Stacey 1992-1995
 Riley, Crystal 2009-2012
Rice, Alyssa 2015-present
 Roberts, Chrissy 1994-1995
 Roberts, Shaunda 1995-1997
 Roddy, Eleia 2005-2009
Roper, Jaida 2016-Pres.
 Rose 1983
 Ross, Natasha 1998
 Runge, Jody 1981-1984

-S-

Salhi, Malinka 1989-1990
 Sarkalahti, Anne 1989-1990
 Schultz, Jenny 2002
 Seaton, Tanesha 1999-2000
 Shrum, Pam 1986-1989
 Sidney, Jelléah 2013-2015
 Simpson, Lyssa 1994
 Sizemore, Bonnie 1979
 Smith, Amber 2008-2012
 Snowden, Keyla 2009-2012
 Spence, Lora 1987-1989
 Stallworth, DeNesha 2012-2014

Stephens, Diane 1982-1985
 Stevens, Angel 1988-1989
 Stewart, Theresa 1989
 Still, Valerie 1980-1983
 Stoglin, Stephanie 2001-2002
 Stumbo, Stephanie 2003-06
 Swarens, Julie 1993-1995

-T-

Tarantini, Monique 1985-1988
 Tate, Keiko 2002-2005
 Taylor, Oreonna 2006
 Thompson, Janee 2013-2016
 Tillman, Tory 1996
 Timperman, Janet 1978-1979

-U-

Upton, Laura 1978

-V-

Vieth, Katie 1997-2000

-W-

Wait, Tiffany 1996-2000
 Walker, Samarie 2012-2014
 Wardford, Keeoma 1994-1995
 Warren, Melanie 1984-1987
 Watkins, Lydia 2007-2010
 Webb, Marcia 1996
 Whitaker, Jodie 1986-1989
 Wise, Lea 1980-1983

-Y-

Young, Kenya 1998-1999
 Young, Nikki 2000-2001

Note: Letterwinners begin during the 1977-78 season

MISS BASKETBALL & KENTUCKY WBB

Kentucky has been the home to 10 winners of Kentucky's Miss Basketball award. The award, given annually to the top high school basketball player in the state of Kentucky, has been awarded annually since 1976.

Kentucky Miss Basketball Winners at UK

- 1977 Geri Grigsby, McDowell (1978-80)
- 1980 Lisa Collins, Laurel County (1981-84)
- 1986 Kris Miller, Owensboro Catholic (1987-90)
- 1992 Becky Miller, Bullitt East (1993)
- 2005 Carly Ormerod, Sacred Heart (2006-2009)
- 2007 Rebecca Gray, Scott County (2009-2010)
- 2009 A'dia Mathies, Iroquois (2010-13)
- 2010 Sarah Beth Barnette, Lexington Christian Academy (2011)
- 2013 Makayla Epps, Marion County (2014-Present)
- 2015 **Maci Morris, Bell County (Present)**





WHERE ARE THE CATS FROM?

In 44 years of varsity women's basketball, Kentucky has been represented by Wildcats from 29 states, the District of Columbia and eight countries.

ALABAMA (5)

Florence

Karen Killen

Birmingham

Stephanie Stumbo, Jackie Sanders

Gadsden

Catina Bett

Madison

Alexis Jennings



ARKANSAS (1)

Hot Springs

Tiffany Wait



CALIFORNIA (2)

Pasadena

Brittany Henderson

Richmond

DeNesha Stallworth



CONNECTICUT (1)

Salem

Kastine Evans



D.C. (2)

Washington, D.C.

Danyelle Payne,
Bernisha Pinkett



FLORIDA (5)

Clearwater

Michele Pennie

Ft. Walton Beach

Afton Perry

Miami

Ogechi Anyagaligbo

Winter Haven

Moe Gamble, Amber Smith



GEORGIA (8)

Atlanta

E'Lisa Ladson

Chickamauga

Vanessa Foster-Sutton

Columbus

Tatyana Wyatt

Decatur

Tedra Eberhart, Amani Franklin

Hephzibah

Niecee Patterson



Jonesboro

Jaye Barnes

Lookout Mountain

Carly Morrow

ILLINOIS (7)

Altamont

Caroline Huelskoetter

Carmi

Jennifer Goin

Chicago

Stephanie Christman, Janee Thompson,
Linnae Harper

East St. Louis

Rita Adams

Elmhurst

Laurie Hudgens



INDIANA (7)

Austin

Jodie Whitaker

Crown Point

Nancy Cowan

Indianapolis

Bria Goss

North Vernon

Jenny Pfeiffer

Peru

Arlene Baluyut

Portland

Shannon Freeman

Ramsey

Julie Swarens-Beickman



IOWA (2)

Panora

Cathy Proctor

Waukon

Jody Runge



KENTUCKY (78)

Alvaton

Laura Upton

Ashland

Terry Boyd, Nikki Young

Barbourville

Melissa Napier

Bardstown

Samantha Drake

Bedford

Audre Andrew



Berea

Chelsea Chowning

Bowling Green

Selia Helm, LaShae Halsel

Carlisle

Kim Denkins

Corbin

Lisa Collins

Covington

Lori Edgington, Katie Vieth

Cynthiana

Mary Custard

East McDowell

Geri Grigsby

Eminence

Chrissy Roberts

Florence

Julie Duerring

Georgetown

Stacy McIntyre, Rebecca Gray

Ghent

Pam Browning

Hazard

Stephanie Baker, Carolyn Alexander

Henderson

Nikki Hay

Hopkinsville

Lydia Watkins

Jackson

Angel Stevens

Jamestown

Stephanie Higginbotham

Jenkins

Mitzi Combs

Lawrenceburg

Makenzie Cann

Lebanon

Makayla Epps, Kyvin Goodin-Rogers

Lexington

Debbie Mack, Tayna Fogle, Lea Wise, Donna Martin, Leslie Nichols, Belitta Croley, Lisa Ellis, Tracye Davis, Marcia Webb, Erica Jackson, Nastassia Alcius, Keyla Snowden, Sarah Beth Barnette

Liberty

Debbie Miller

London

Bonnie Sizemore, Sharon Garland, Stacey Reed

Louisville

Carly Ormerod, Janet Timperman, Maria Donhoff, Denise Fetter, Patty Jo Hedges, Diane Stephens, Terri Naiser, Lynne Elbert, Christina Jansen, Latasha Peterson, Domanique Mitchell, A'dia Mathies

Loyall

Lynnette Lewis

Madisonville

Jamie Hobgood

McKee

Sarah Elliott

Manchester

Vonda Jackson

McRoberts

Debra Oden

Mt. Washington

Sarah Rowe, Becky McKinley

Monticello

Pam Shrum, Jessica Hardin

Owensboro

Elisabeth Lukschu, Melanie Warren, Kris Miller

Pikeville

Rachel Potter

Pineville

Maci Morris

Radcliff

Jenn'e Jackson

Richmond

Robyn Embry

Russellville

Lora Spencer

Scottsville

Morgan Rich

Springfield

Brittany Edelen



LOUISIANA (1)

Metairie

Shawn Manning

MARYLAND (4)

Baltimore

Pattresa Leonard

Clarksville

Keiko Tate

Landover

Cathy Barber

Odenton

Taylor Murray



WHERE ARE THE CATS FROM?

MICHIGAN (4)

- Detroit**
Chanté Bowman,
Samantha Mahoney
- Lansing**
Michelle Smith
- Rochester Hills**
Sara Potts



MISSISSIPPI (2)

- Gulfport**
Dasieka Hawthorne
- Yazoo City**
Shambrica Jones



NEVADA (1)

- Carson City**
Jennifer Gray



NEW JERSEY (5)

- Camden**
Grace Odrick
- Cherry Hill**
Valerie Still
- Jersey City**
Lyssa Simpson
- Newark**
Shantia Owens
- Plainfield**
Bra'Shey Ali



NEW YORK (8)

- Auburn**
Sandy Harding
- Brooklyn**
Amanda Paschal
- Bronx**
Jennifer O'Neill
- New York**
Aisha Bonets, Batouly Camara
- Queens**
Tanesha Seaton
- Queens Village**
Jelleah Sidney
- Rochester**
Oreonna Taylor



NEW MEXICO (1)

- Albuquerque**
Natalie Martinez



OHIO (15)

- Cincinnati**
Rae Keith, Racquel Ellis
- Clayton**
Mary Jane White, Ruth Ann Mountain, Theresa Stewart
- Columbus**
Jenerrie Everette, Eleia Roddy
- Dayton**
LaTonya McDole, Alvine Mendeng
- Toledo**
Karen Mosley, Shaunda Roberts, Azia Bishop
- Medina**
Shelly Miller
- Reynoldsburg**
Alyssa Rice
- West Carrollton**
Samarie Walker



OKLAHOMA (2)

- Oklahoma City**
Christe Jordan
- Tulsa**
Stephanie Stoglin



OREGON (2)

- Beaverton**
Keeoma Wardford
- Lake Oswego**
Ali Lomax



PENNSYLVANIA (1)

- Havertown**
Linda Edelman



SOUTH CAROLINA (2)

- Hopkins**
Kameron Roach
- Greenville**
Kenya Young



TENNESSEE (18)

- Brownsville**
Patrice Boyd
- Chattanooga**
Jennifer Johnson, Tiundra Love, Carly Morrow
- Collinwood**
Mia Daniel
- Gainesboro**
Jaycee Coe
- Hendersonville**
Kristi Cushenberry
- Kingsport**
Josh Mills
- Knoxville**
Sade Buley, KeKe McKinney
- Memphis**
Davitria Harrell, Jennifer Humphrey, Crystal Riley, Jaida Roper
- Nashville**
Victoria Dunlap, Dorie Harrison
- Oak Ridge**
Tammy Dowdell, Angela Phillips



TEXAS (2)

- Colleyville**
Kristen Grassi
- Arlington**
Maegan Conwright



VIRGINIA (2)

- Chesapeake**
Kathy Lokie
- Chilhowie**
Rebekah Reasor



WASHINGTON (1)

- Sammamish**
Kristin Connolly



WEST VIRGINIA (5)

- Beckley**
Natasha Ross
- So. Charleston**
Beth Kogoy
- Huntington**
Laura Meadows
- Morgantown**



INTERNATIONAL CATS

BAHAMAS

- Nassau**
Kayla Campbell



BELGIUM

- Mons**
Malinka Salhi



CANADA

- Brantford, Ontario**
Karri Koach
- Montreal, Quebec**
Melissa Langelier



FINLAND

- Helsinki**
Anne Sarkalahti



GERMANY

- Zweibruecken**
Jeannine Mjoseeth



NIGERIA

- Lagos**
Evelyn Akhator



SLOVAKIA

- Bratislava**
Ivana Jakubcova



UNITED KINGDOM

- Stafford**
Sally Loughton



- Paige Poffenberger
- Westover**
Monique Tarantini

WISCONSIN (1)

- Mondovi**
Anna Cole



The 2017-18 team is comprised of players from nine different states, including Georgia, Florida, Kentucky, West Virginia, Maryland, New York, South Carolina, Tennessee and Ohio.





CATS BY THE NUMBERS



#0
Halsel, LaShae
O'Neill, Jennifer



#00
Ormerod, Carly



#1
Camara, Batouly
Mathies, A'dia
Roddy, Eleia



#2
Chowning, Chelsea
Jakubcova, Ivana
Poffenberger, Paige
Sanders, Jackie



#3
Grigsby, Geri
McKinney, KeKe
Potts, Sara
Riley, Crystal
Rowe, Sarah
Sizemore, Bonnie
Spencer, Lora
Taylor, Oreonna
Thompson, Janee



#4
Adams, Rita
Elliott, Sarah
Martinez, Natalie
Morris, Maci
Reed, Stacey
Snowden, Keyla
Stephens, Diane



#5
Alexander, Carolyn
Grigsby, Geri
Harding, Sandy
Hoskins, Debbie
Johnson, Jennifer
Morrow, Carly
Kyvin Goodin-Rogers
Schultz, Jenny
Stewart, Theresa



#10
Alcius, Natassia
Collins, Lisa
Cowan, Nancy
Edelman, Linda
Lomax, Ali
McIntyre, Stacy
Mendeng, Alvine
Pinkett, Bernisha



#11
Barnette, Sarah Beth
Everette, Jenerrie
Koach, Karri
Mahoney, Samantha
Nichols, Leslie
Malinka, Salhi
Potter, Rachel
Stallworth, DeNesha
Timperman, Janet
Wait, Tiffany



#12
Cushenberry, Kristi
Paschal, Amanda
Payne, Danyelle
Sidney, Jelléah
Simpson, Lyssa
Still, Valerie
Watkins, Lydia



#13
Akhator, Evelyn
Boyd, Terry
Connolly, Kristin
Ellis, Lisa
Fetter, Denisse
Galloway, Cathy
Goss, Bria
Hedges, Patty Jo



#14
Embry, Robyn
Hobgood, Jamie
Phillips, Angela
Sarkalahti, Anne
Tarantini, Monique
Wise, Lea
Wyatt, Tatyana



#15
Edelen, Brittany
Ellis, Racquel
Hardin, Jessica
Harper, Linnae
Mack, Debbie
Mitchell, Domonique
Whitaker, Jodie
Young, Nikki



#20
Browning, Pam
Bowman, Chanté
Conwright, Maegan
Grassi, Kristen
Harrison, Dorie
Miller, Shelly
Poffenberger, Paige



#21
Anyagaligbo, Ogechi
Davis, Tracye
Donhoff, Maria
Jackson, Jenn'e
Lewis, Karen
McDole, LaTonya
Payne, Danyelle
Postell, Porsha



#22
Adams, Rita
Andrew, Audre
Cann, Makenzie
Barber, Cathy
Lokie, Kathy
Pennie, Michele
Stumbo, Stephanie
Wardford, Keeoma



#23
Combs, Mitzi
Custard, Mary
Galloway, Terri
Gamble, LaQwesha
Gray, Rebecca
Hawthorne, Dasieka
Hay, Nikki
Keith, Rae
Langelier, Melissa
Leonard, Pattresa
Roach, Kameron
Stumbo, Stephanie
Walker, Samarie



#24
Coe, Jaycee
Elbert, Lynne
Foster-Sutton,
Vanessa
Jackson, Erica
Love, Tiundra
Martin, Donna
Murray, Taylor
Smith, Amber



#25
Ali, Bra'Shey
Barry, Ceal
Epps, Makayla
Frankin, Amani
Goin, Jennifer
Roberts, Chrissy
Runge, Jody
Tillman, Tory
Vieth, Katie



#30
Barnes, Jaye
Cole, Anna
Combs, Mitzi
Daniel, Mia
Jones, Shambrica
Warren, Melaine



#31
Drake, Samantha
Eberhart, Tedra



#32
Bett, Catina
Edgington, Lori
Evans, Kastine
Humphrey, Jennifer
Miller, Kris
Reasor, Rebekah
Roberts, Shaunda
Roper, Jaida
Ross, Natasha



#33
Baluyut, Arlene
Campbell, Kayla
Christman, Stephanie
Deters, Ann
Greenfield, Carmen
Kidd, Lisa
Miller, Debbie
Naiser, Terri
Ousley, Beth
Patterson, Niecee
Pfeiffer, Jenny



#34
Baker, Stephanie
Dunlap, Victoria
Killen, Karen
Owens, Shantia
Perry, Afton
Shrum, Pam



#35
Bonets, Aisha
Boyd, Patrice
Grigsby, Geri
Jennings, Alexis
McKinley, Becky
Peterson, Latasha



#40
Harrell, Davitria
Henderson, Brittany
Jansen, Christina
Lewis, Lynnette
Tate, Keiko
Young, Kenya



#41
Ladson, E'Lisa
Runge, Jody
Webb, Marcia



#42
Hudgens, Laurie
Mills, Jocelyn
Seaton, Tanesha



#43
Jordan, Christie
Kogoy, Beth
Mjoseh, Jeannie



#44
Beickman, Julie
Freeman, Shannon
Meadowns, Laura
Mosley, Karen
Swarens, Julie



#45
Manning, Shawn
Rice, Alyssa
Stoglin, Stephanie
Upton, Laura



#50
Bishop, Azia
Croley, Bebe
Garland, Sharon
Higginbotham,
Stephanie



#51
Baker, Stephanie
Jackson, Vonda
Oden, Debra



#52
Denkins, Kim
Dowdell, Tammy
Gray, Jennifer



#53
Helm, SeSe
Lukschu, Liz
Manning, Shawn



#55
Fogle, Tanya
Proctor, Cathy
Stevens, Angel

Note: Some players wore multiple numbers over the course of their career, all numbers each individual wore are listed. Numbers begin 1978-present. The followings players' numbers were unavailable: Eagan (1978), Hurst (1978), Lykins (1978), Mountain (1989), and Rose (1983).



ALL-TIME KENTUCKY COACHES



SUE FEAMSTER • 1971-76

RECORD AT UK: 64-39 (62.1%)

Sue Feamster became UK's first head women's basketball coach of the modern era when the program regained its varsity status in 1974. Women's basketball had been a varsity sport at UK from 1903 until 1925, when the University senate passed a bill abolishing the sport for being "too strenuous" for females. Feamster began coaching the UK women in 1971-72, when the squad earned a 10-3 record, and remained head coach as the squad rolled up a 26-15 record over the next two seasons. After women's basketball became a varsity sport, Feamster helped the program to a fast start, passing along to incoming coach Debbie Yow a squad that included All-American Pam Browning, who still holds several spots in the UK record book, and standout Ceal Barry.



DEBBIE YOW • 1976-80

RECORD AT UK: 79-40 (66.4%)

In the last year of her four seasons at Kentucky, Debbie Yow's Wildcats stormed to a 24-5 record and earned the school's first trip to the national playoffs — then the Association of Intercollegiate Women's Athletics Tournament. It was clear then that both Yow and the UK women's program were primed for success. And just as the Cats continued to earn postseason berths, Yow's career remained on the fast track as well. Yow enjoyed a successful coaching stint at Florida and subsequent athletics administration positions at Florida and UNC-Greensboro. She then became Athletics Director at St. Louis, and from 1994-2010, was AD at Maryland. She served as president of the National Association of Collegiate Athletics Directors.



TERRY HALL • 1980-87

RECORD AT UK: 138-66 (67.6%)

Terry Hall held the laudable distinction of being the winningest coach in UK women's basketball history as well as owning the best winning percentage of any coach to guide the program. Hall coached the Cats to seven straight winning seasons, starting with a 25-6 record and a trip to the second round of the AIAW national tournament before falling by one point to Maryland to end the 1980-81 season. The NCAA welcomed women's basketball into its ranks the following year, and that historical season ended with the Cats falling to eventual national champion Louisiana Tech in the Midwest Regional finals on the Lady Techsters' home floor. After the Cats failed to make the NCAA tournament in 1986-87, Hall left coaching for the business sector. But three years later, she accepted the head coaching job at Wright State University, where she coached for seven years before succumbing to cancer in 1997.



SHARON FANNING • 1987-95

RECORD AT UK: 134-97 (58%)

Sharon Fanning guided the Cats through eight seasons and despite a dubious beginning that saw her squad record back-to-back losing seasons, she never suffered another losing season. In just her third year, Fanning coached the Wildcats to an impressive 23-8 record while also edging them into the top 25. UK won three tournament titles in 1989-90, including an 85-76 come-from-behind victory over Toledo in the NWIT Championship. The following season, the Wildcats advanced to the NCAA Tournament, UK's first appearance in the Big Dance in five years. Prior to her stint at UK, Fanning was a graduate assistant at Tennessee and a head coach at UT-Chattanooga. Since leaving UK, she was the head coach at Mississippi State University before retiring following the 2011-12 season.



BERNADETTE MATTOX • 1995-2003

RECORD AT UK: 91-135 (40.2%)

Bernadette Mattox spent eight seasons at the helm of the Wildcats basketball program. She began her coaching career at her alma mater, Georgia, but became a household name in Kentucky and across the nation when she was hired by former Wildcats coach Rick Pitino as the first female Division I assistant "bench" coach for a men's team in 1990. She was promoted to assistant athletics director at Kentucky for one year before taking over the UK women's program in 1995. Her most notable season came in 1998-99, when she led the Cats to their first 20-plus win season and first appearance in the NCAA Tournament in nearly a decade. The Cats won their first NCAA Tournament game in 17 years, finished with a 21-11 overall record and captured seven wins in the SEC, the most conference wins in school history at the time. After leaving UK in 2003, Mattox served 10 seasons as an assistant coach for the WNBA's Connecticut Sun.



MICKIE DEMOSS • 2003-07

RECORD AT UK: 71-56 (55.9%)

Mickie DeMoss will best be remembered as the architect who took over a struggling program in 2003 and in just a short amount of time rebuilt UK women's basketball back into a national contender. During her tenure the Wildcats participated in postseason play three consecutive seasons (one NCAA Tournament and two WNIT) and captured back-to-back 20-win seasons (2005-06 and 2006-07) for the first time since the 1989-90 and 1990-91 teams accomplished the feat. DeMoss was named the 2006 SEC Coach of the Year, a UK first, after guiding the Wildcats to the NCAA Tournament for the first time in seven seasons. The Cats posted a 22-9 overall record in 2005-06, including a school-record nine conference wins and Kentucky made national headlines when it defeated No. 1 Tennessee in Rupp Arena. It was UK's first win over a top-ranked team in school history. DeMoss also drastically increased fan attendance, as UK ranked in the top three of the SEC and top 20 in the national average attendance poll all four of her seasons. UK went from averaging 1,694 fans prior to her arrival in 2003 to breaking the school record with 5,863 fans per game in her final season.

Prior to UK, DeMoss spent 18 seasons at Tennessee, helping the Lady Vols garner six national championship titles and 13 Final Four appearances. She also was the head coach four seasons at Florida (1979-83). In eight seasons as a head coach, DeMoss has a career record of 116-124, including a 26-65 mark in the SEC. Since leaving UK, DeMoss has served as an assistant coach at Texas, Tennessee, Louisiana Tech and for the WNBA's Indiana Fever. She is currently an assistant coach at LSU.

ALL-TIME WILDCAT COACHES

Year	Overall	SEC	Finish	Post-Season	Head Coach
1974-75	16-9	-	-	None	Sue Feamster
1975-76	13-12	-	-	None	Sue Feamster
1976-77	19-7	-	-	None	Debbie Yow
1977-78	23-12	-	-	AIAW, NWIT 3rd Rd	Debbie Yow
1978-79	13-16	-	-	None	Debbie Yow
1979-80	24-5	-	-	AIAW	Debbie Yow
1980-81	25-6	-	-	AIAW	Terry Hall
1981-82	24-8	-	-	NCAA Regionals	Terry Hall
1982-83	23-5	6-2	East 2nd	NCAA 1st Round	Terry Hall
1983-84	15-13	2-6	East 3rd	None	Terry Hall
1984-85	16-12	3-5	East 4th	None	Terry Hall
1985-86	18-11	4-5	6th	NCAA 1st Rd	Terry Hall
1986-87	17-11	3-6	7th	None	Terry Hall
1987-88	14-15	0-9	10th	None	Sharon Fanning
1988-89	12-16	3-6	8th	None	Sharon Fanning
1989-90	23-8	3-6	8th	NWIT Champions	Sharon Fanning
1990-91	20-9	4-5	5th	NCAA 1st Rd	Sharon Fanning
1991-92	16-14	5-6	6th	None	Sharon Fanning
1992-93	18-10	5-6	6th	None	Sharon Fanning
1993-94	17-11	5-6	7th	None	Sharon Fanning
1994-95	14-14	4-7	9th	None	Sharon Fanning
1995-96	8-19	2-9	12th	None	Bernadette Mattox
1996-97	8-19	2-10	10th	None	Bernadette Mattox
1997-98	13-15	5-9	8th	None	Bernadette Mattox
1998-99	21-11	7-7	7th	NCAA 2nd Rd	Bernadette Mattox
1999-00	15-14	5-9	9th	None	Bernadette Mattox
2000-01	6-21	2-12	12th	None	Bernadette Mattox
2001-02	9-20	1-13	12th	None	Bernadette Mattox
2002-03	11-16	4-10	9th	None	Bernadette Mattox
2003-04	11-17	3-11	11th	None	Mickie DeMoss
2004-05	18-16	4-10	10th	WNIT Final Four	Mickie DeMoss
2005-06	22-9	9-5	4th	NCAA 2nd Rd	Mickie DeMoss
2006-07	20-14	6-8	7th	WNIT 3rd Rd	Mickie DeMoss
2007-08	17-16	8-6	4th	WNIT Quarterfinals	Matthew Mitchell
2008-09	16-16	5-9	10th	WNIT 2nd Rd	Matthew Mitchell
2009-10	28-8	11-5	2nd	NCAA Elite Eight	Matthew Mitchell
2010-11	25-9	11-5	2nd	NCAA 2nd Rd	Matthew Mitchell
2011-12	28-7	13-3	1st	NCAA Elite Eight	Matthew Mitchell
2012-13	30-6	13-3	2nd	NCAA Elite Eight	Matthew Mitchell
2013-14	26-9	10-6	4th	NCAA Sweet 16	Matthew Mitchell
2014-15	24-10	10-6	T4th	NCAA 2nd Rd	Matthew Mitchell
2015-16	25-8	10-6	T4th	NCAA Sweet 16	Matthew Mitchell
2016-17	22-11	11-5	T3rd	NCAA 2nd Rd	Matthew Mitchell



ALL-TIME KENTUCKY ASSISTANTS

Name	Years
Adeniyi Amadou	2014-2016
Andy Barnes	1987-89
Diane Beauchamp *	1977-78 (J.V.), 1978-80
Dorothy Jean Berry	1981-83
Robin Board	1983-85 (G.A.)
Karen Booker	1989-91
Assoc. Head Coach	1994-95
Lisa Bressman	1989-91
Dawn Bryant	1994-95
Meghan Burke	1998-01
Niya Butts	2003-07, 2016-Pres.
Assoc. Head Coach	2007-08
Ken Byrd	1995-97
Trey Clark	2001-03
Kerry Cremeans	1994-96 (G.A.)
Jane Dalton	1988-90 (G.A.)
Brandi Dunigan	1991-92 (S.A.)
Lin Dunn	2016-Pres.
Kyra Elzy	2008-2010
Assoc. Head Coach	2010-12, 2016-Pres.
Myra Fishback	1991-92
Rick Griffith	1997-02
Scott Groninger	2002-03
Ilene Hauser	1990-94
Cindy Noble-Hauserman	1985-89
Jeff House	2013-2014
Matt Insell	2008-2013
Mike Kindred	1983-85
Jennifer Knoll	1992-94 (G.A.)
Mollie McClure	1996-98
Jerry McLaughlin	1989-94
Matthew Mitchell	2003-05
Donna Murphy	1985-87
Leslie Nichols	1996-2003
Lynn Norenberg	1981-83 (G.A.)
Wendy Palmer	2007-09
Carolyn Peck	1995-96
Shalon Pillow	2009-2014
Vonn Read	2005-08
Crystal Riley	2012-13 (S.A.)
Danielle Santos	2012-2014
Pam Stackhouse	2003-07
Christian Stefanopoulos	2014
Tamika Williams	2014-2016
Camryn Whitaker	2015-2016

Year-by-Year Assistant Coaches

* First full-time women's assistant coach
 Note—Full-time assistants unless otherwise noted

Yow Era

1977-78	Diane Beauchamp
1978-79	Diane Beauchamp
1979-80	Diane Beauchamp

Hall Era

1980-81	Dorothy Jean (Dottie) Berry
1981-82	Dorothy Jean (Dottie) Berry, Lynn Norenberg
1982-83	Dorothy Jean (Dottie) Berry, Lynn Norenberg
1983-84	Mike Kindred, Robin Board

1984-85	Mike Kindred, Robin Board
1985-86	Cindy Noble-Hauserman, Donna Murphy
1986-87	Cindy Noble-Hauserman, Donna Murphy

Fanning Era

1987-88	Andy Barnes, Cindy Noble-Hauserman
1988-89	Andy Barnes, Cindy Noble- Hauserman, Jane Dalton
1989-90	Jerry McLaughlin, Karen Booker, Jane Dalton, Lisa Bressman
1990-91	Jerry McLaughlin, Karen Booker, Ilene Hauser, Lisa Bressman
1991-92	Jerry McLaughlin, Myra Fishback, Ilene Hauser, Brandi Dunigan
1992-93	Jerry McLaughlin, Ilene Hauser, Jennifer Knoll
1993-94	Jerry McLaughlin, Ilene Hauser, Jennifer Knoll
1994-95	Karen Booker, Dawn Bryant, Kerry Cremeans

Mattox Era

1995-96	Ken Byrd, Carolyn Peck, Kerry Cremeans
1996-97	Ken Byrd, Leslie Nichols, Mollie McClure
1997-98	Rick Griffith, Leslie Nichols, Mollie McClure
1998-99	Rick Griffith, Leslie Nichols, Meghan Burke
1999-2000	Rick Griffith, Leslie Nichols, Meghan Burke
2000-01	Leslie Nichols, Rick Griffith, Meghan Burke
2001-02	Leslie Nichols, Rick Griffith, Trey Clark
2002-03	Leslie Nichols, Scott Groninger, Trey Clark

DeMoss Era

2003-04	Matthew Mitchell, Niya Butts, Pam Stackhouse
2004-05	Matthew Mitchell, Niya Butts, Pam Stackhouse
2005-06	Niya Butts, Vonn Read, Pam Stackhouse
2006-07	Niya Butts, Vonn Read, Pam Stackhouse

Mitchell Era

2007-08	Niya Butts (Assoc. Head Coach), Wendy Palmer, Vonn Read
2008-09	Kyra Elzy, Matt Insell, Wendy Palmer
2009-10	Kyra, Elzy, Matt Insell, Shalon Pillow
2010-11	Kyra, Elzy (Assoc. Head Coach), Matt Insell, Shalon Pillow
2011-12	Kyra, Elzy (Assoc. Head Coach), Matt Insell, Shalon Pillow
2012-13	Matt Insell, Shalon Pillow, Danielle Santos
2013-14	Jeff House, Shalon Pillow, Danielle

2014-15	Santos Adeniyi Amadou, Christian Stefanopoulos, Tamika Williams
2015-16	Adeniyi Amadou, Camryn Whitaker Tamika Williams
2016-17	Kyra Elzy (Assoc. Head Coach), Niya Butts, Lin Dunn
2017-18	Kyra Elzy (Assoc. Head Coach), Niya Butts, Lin Dunn

COACHING SPOTLIGHT

JENERRIE (EVERETTE) HARRIS



Former Wildcat Jenerrie Everette (2001-04) is in her third season as the head coach at Massachusetts-Lowell.

WENDY PALMER



Wendy Palmer was an assistant coach for two seasons under Matthew Mitchell and had a six-year stint as the head coach at University of North Carolina at Greensboro.

CAROLYN PECK



Carolyn Peck served as an assistant under Bernadette Mattox and recently had a successful career as a TV analyst for ESPN and SEC Network before returning to coaching in 2016 as an Associate Coach at Vanderbilt.

JENNY PFEIFFER



Former Wildcat Jenny Pfeiffer (2003-04, 2006-07) was the head women's basketball coach at Coker College, a Division II university in Hartsville, S.C.



ALL-TIME TEAMS



1974-75

Back Row (L-R): Janie Begley, Sally Bussell, Pam Browning, Karen Kidd, Liz March, Carol Mindell, Brenda Wheeler, Linda Finamore, Manager. **Front Row (L-R):** Coach Sue Feamster, Wendy Martin, Ceal Barry, Ann French Thomas, Laura Schwager, Susie Sweltzer, Pam Sullivan, Cynthia Douglas, Manager.



1975-76

Back Row (L-R): Coach Sue Feamster, Lisa Kidd, Brenda Wheeler, Cathy Galloway, Janet Timperman, Liz March, Terri Galloway, Ceal Barry, Teri Boyd, Debbie Mack, Manager Angie Williams. **Front Row (L-R):** Noreen White, Pam Browning, Karen Lewis, Melinda Warren, Kassie Kessinger, Sally Bussell.



1976-77

Back Row (L-R): Coach Debbie Yow, Debbie Oden, Karen Lewis, Laura Upton, Ann Deters, Janet Timperman, Pam Browning, Linda Edelman, Sharon Shipley (scorekeeper), Angie Williams (Statistician). **Front Row (L-R):** Mitzi Combs, Cathy Galloway, Teri Boyd, Ceal Barry, Debbie Mack.



1977-78

Back Row (L-R): Coach Debbie Yow, Maria Donhoff, Pam Browning, Laura Upton, Liz Lukschu, Jeannine Mjoseh, Janet Timperman, Assistant Coach Diane Beauchamp. **Front Row (L-R):** Manager Margaret LaFontaine, Debra Oden, Linda Edelman, Geri Grigsby, Debbie Mack, Terry Boyd, Mitzi Combs, Trainer Mimi Porter.



1978-79

Back Row (L-R): Coach Debbie Yow, Trainer Mimi Porter, Tanya Fogle, Liz Lukschu, Maria Donhoff, Debra Oden, Manager Margaret LaFontaine, Assistant Coach Diane Beauchamp. **Front Row (L-R):** Caroline Huelskoetter, Arlene Baluyut, Linda Edelman, Debbie Mack, Janet Timperman, Geri Grigsby, Denise Fetter, Bonnie Sizemore.



1979-80

Back Row (L-R): Trainer Mimi Porter, Coach Debbie Yow, Debra Oden, Sharon Garland, Maria Donhoff, Liz Lukschu, Valerie Still, Linda Edelman, Tanya Fogle, Manager Margaret LaFontaine, Assistant Coach Diane Beauchamp. **Front Row (L-R):** Van Harden, Cathy Barber, Geri Grigsby, Patty Jo Hedges, Lea Wise, Lori Edgington.



1980-81

Back Row (L-R): Trainer Mimi Porter, Coach Terry Hall, Kathy Lokie, Maria Donhoff, Jody Runge, Liz Lukschu, Valerie Still, Tanya Fogle, Assistant Coach Dottie Berry, Graduate Assistant Margaret LaFontaine. **Front Row (L-R):** Beth Kogoy, Lynette Lewis, Lori Edgington, Patty Jo Hedges, Lea Wise, Lisa Collins.



1981-82 • SEC Champions

Back Row (L-R): Coach Terry Hall, Graduate Assistant Lynn Norenberg, Kathy Lokie, Valerie Still, Jody Runge, Grace Odrick, Terri Naiser, Tanya Fogle, Assistant Coach Dottie Berry, Trainer Mimi Porter. **Front Row (L-R):** Manager Michele Oberst, Lisa Collins, Donna Martin, Patty Jo Hedges, Lori Edgington, Lea Wise, Diane Stephens, Manager Gary Loyd.





ALL-TIME TEAMS



1982-83

Back Row (L-R): Assistant Coach Dottie Berry, Trainer Sue Stanley, Terri Naiser, Valerie Still, Jody Runge, Sally Loughton, Karen Mosley, Leslie Nichols, Lisa Collins, Graduate Assistant Lynn Norenberg, Coach Terry Hall. **Front Row (L-R):** Diane Stephens, Donna Martin, Patty Jo Hedges, Lea Wise, Audre Andrew, Lynnette Lewis.



1983-84

Back Row (L-R): Coach Terry Hall, Graduate Assistant Robin Board, Leslie Nichols, Debbie Miller, Karen Mosley, Melanie Warren, Jody Runge, Melissa Napier, Assistant Coach Mike Kindred, Volunteer Assistant Patty Jo Hedges, Trainer Sue Stanley. **Front Row (L-R):** Sandy Harding, Julie Duerring, Lisa Collins, Lynnette Lewis, Diane Stephens and Donna Martin.



1984-85

Back Row (L-R): Graduate Assistant Robin Board, Assistant Coach Mike Kindred, Laurie Hudgens, Shelly Miller, Michelle Smith, Melanie Warren, Karen Mosley, Debbie Miller, Coach Terry Hall. **Front Row (L-R):** Nancy Cowan, Monique Tarantini, Michele Pennie, Leslie Nichols, Diane Stephens, Belitta Croley, Sandy Harding.



1985-86

Back Row (L-R): Coach Terry Hall, Trainer Sue Stanley, Laurie Hudgens, Shelly Miller, Karen Mosley, Melanie Warren, Debbie Miller, Leslie Nichols, Assistant Coach Cindy Noble, Assistant Coach Donna Murphy. **Front Row (L-R):** Michele Pennie, Monique Tarantini, Pam Shrum, Jodie Whitaker, Bebe Croley, Lynne Elbert, Sandy Harding.



1986-87

Back Row (L-R): Assistant Coach Cindy Hauserman, Assistant Coach Donna Murphy, Lynne Elbert, Pam Shrum, Laurie Hudgens, Shannon Freeman, Melanie Warren, Davitria Harrell, Debbie Miller, Bebe Croley, Coach Terry Hall, Trainer Sue Stanley. **Front Row (L-R):** Kris Miller, Monique Tarantini, Michele Pennie, Lora Spencer, Mary Jane White, Jodie Whitaker, Sandy Harding.



1987-88

Back Row (L-R): Trainer Sue Stanley, Assistant Coach Cindy Noble Hauserman, Beth Ousley, Pam Shrum, Angel Stevens, Davitria Harrell, Shannon Freeman, Lora Spencer, Debbie Hoskins, Julie Whitaker, Assistant Coach Andy Barnes, Coach Sharon Fanning. **Front Row (L-R):** Kris Miller, Mary Jane White, Monique Tarantini, Michele Pennie, Bebe Croley, Jodie Whitaker, Tracy Davis.



1988-89

Back Row (L-R): Publicist Rena Vicini, Manager Jenn Holman, Assistant Coach Andy Barnes, Assistant Coach Cindy Noble, Mary Custard, Pam Shrum, Angel Stevens, Lora Spencer, Vanessa Foster-Sutton, Jamie Hobgood, Stacy McIntyre, Coach Sharon Fanning, Trainer Sue Stanley, Graduate Assistant Jane Dalton, Manager Sharon McCauley. **Front Row (L-R):** Kris Miller, Malinka Salhi, Theresa Stewart, Jodie Whitaker, Ruth Mountain, Kristi Cushenberry, Tracy Davis.



1989-90 • WNIT Champions

Back Row (L-R): Assistant Coach Karen Booker, Graduate Assistant Lisa Bressman, Graduate Assistant Jane Dalton, Assistant Coach Jerry McLaughlin, Mia Daniel, Vanessa Foster-Sutton, Cathy Proctor, Lisa Ellis, Patressa Leonard, Josh Mills, Trainer Sue Stanley, Manager Susan Crabtree, Manager Tracy Livingston, Coach Sharon Fanning. **Front Row (L-R):** Kris Miller, Stacy McIntyre, Tracy Davis, Kristi Cushenberry, Tammy Dowdell, Jennifer Johnson, Malinka Salhi.



ALL-TIME TEAMS



1990-91

Back Row (L-R): Graduate Assistant Ilene Hauser, Graduate Assistant Lisa Bressman, Jennifer Gray, Christe Jordan, Cathy Proctor, Tedra Eberhart, Coach Sharon Fanning, Jocelyn Mills, Rebekah Reasor, Tiundra Love, Pattressa Leonard, Assistant Coach Karen Booker, Assistant Coach Jerry McLaughlin. **Front Row (L-R):** Trainer Lucretia Hunter, Manager Mia Daniel, Stacy McIntyre, Jamie Hobgood, Tracey Davis, Kristi Cushenberry, Kayla Campbell, Karen Killen, Manager Jennifer Johnson, Manager Stacye Buzzanca.



1991-92

Back Row (L-R): Publicist Gail Dent, Assistant Coach Jerry McLaughlin, Assistant Coach Myra Fishback, Jocelyn Mills, Cathy Proctor, Christe Jordan, Karri Koach, Coach Sharon Fanning, Jennifer Gray, Pattressa Leonard, Tiundra Love, Mia Daniel, Student Asst. Brandi Dunigan, Trainer Kim Bartley, Graduate Asst. Ilene Hauser. **Front Row (L-R):** Mgr. Kevin Quatman, Manager Diana Pardee, Stacey Reed, Kayla Campbell, Rebekah Reasor, Stacy McIntyre, Kristi Cushenberry, Tedra Eberhart, Karen Killen, Mgr. Stacye Buzzanca, Trainer Charlie Penny.



1992-93

Back Row (L-R): Manager Sherri Hammons, Graduate Assistant Jennifer Kroll, Coach Jerry McLaughlin, Christina Jansen, Christe Jordan, Karri Koach, Coach Sharon Fanning, Jennifer Gray, Becky McKinley, Julie Swarens, Coach Ilene Hauser, Manager Nancy Eckland, Graduate Trainer Heidi Britten. **Front Row (L-R):** Manager Steven Duanhoo, Student Trainer Ericka Kennedy, Stacey Reed, Kayla Campbell, Cathy Proctor, Jocelyn Mills, Mia Daniel, Tedra Eberhart, Manager Brandi Dunigan, Manager Kevin Quatman.



1993-94

Back Row (L-R): Publicist Gail Dent, Grad. Asst. Trainer Jennifer Wheeler, Student Trainer Jennifer Stewart, Academic Asst. Ester Cruz, Chrissy Roberts, Lyssa Simpson, Anne Sarkalahti, Karri Koach, Keeoma Warford, Stephanie Higginbotham, Stephanie Baker, Mgr Steven Duanhoo, Mgr Nancy Eckland, Mgr Jeanna Wagner, Staff Asst. Lee Reedy. **Front Row (L-R):** Coach Sharon Fanning, Asst. Coach Jerry McLaughlin, Stacey Reed, Tedra Eberhart, Kayla Campbell, Jennifer Gray, Christe Jordan, Christiana Jansen, Julie Swarens, Asst. Coach Ilene Hauser, Grad. Asst. Coach Jennifer Kroll.



1994-95

Back Row (L-R): Assistant Coach Karen Booker, Shaundra Roberts, Keeoma Wardford, Kim Denkins, Anne Sarkalahti, Vonda Jackson, Latasha Peterson, Stephanie Higginbotham, Assistant Coach Dawn Bryant. **Front Row (L-R):** Coach Sharon Fanning, Kristie Combs, Christina Jansen, Stephanie Baker, Karri Koach, Stacey Reed, Julie Swarens-Beickman, Chrissy Roberts, Graduate Assistant Kerry Cremeans.



1995-96

Back Row (L-R): Assistant Coach Ken Byrd, Assistant Coach Carolyn Peck, Shawn Manning, Marcia Webb, Kim Denkins, Vonda Jackson, Carmen Greenfield, Assistant Coach Kerry Cremeans, Coach Bernadette Locke-Mattox. **Front Row (L-R):** Domonique Mitchell, Tiffany Wait, Christina Jansen, Julie Swarens-Beickman, Shaundra Roberts, Torri Tillman.



1996-97

Back Row (L-R): Assistant Coach Ken Byrd, Coach Bernadette Mattox, Tiffany Wait, Kim Denkins, Katie Vieth, Vonda Jackson, Shawn Manning, Assistant Coach Leslie Nichols, Assistant Coach Mollie McClure. **Front Row (L-R):** Natalie Martinez, Nikki Hay, Shaundra Roberts, Robyn Embry, Patrice Boyd.




1997-98

Back Row (L-R): Coach Bernadette Mattox, Assistant Coach Rick Griffith, Stephanie Christman, Vonda Jackson, Katie Vieth, Kim Denkins, Laura Meadows, Assistant Coach Millie McClure, Assistant Coach Leslie Nichols. **Front Row (L-R):** Natalie Martinez, Natasha Ross, Tiffany Wait, Nikki Hay, Patrice Boyd, Jaye Barnes, Kenya Young.





ALL-TIME TEAMS



1998-99

Back Row (L-R): Coach Bernadette Mattox, Assistant Coach Leslie Nichols, Katie Vieth, Shantia Owens, Laura Meadows, Tanesha Seaton, Stephanie Christman, Assistant Coach Meghan Burke, Assistant Coach Rick Griffith. **Front Row (L-R):** Natalie Martinez, Rae Keith, Carolyn Alexander, Tiffany Wait, Jaye Barnes, Kenya Young, Erica Jackson, LaTonya McDole.



1999-00

Back Row (L-R): Assistant Coach Rick Griffith, Assistant Coach Leslie Nichols, Tanesha Seaton, Shantia Owens, Katie Vieth, Laura Meadows, Stephanie Christman, LaTonya McDole, Assistant Coach Meghan Burke, Coach Bernadette Mattox. **Front Row (L-R):** Nikki Young, Natalie Martinez, Carolyn Alexander, Tiffany Wait, Melissa Langelier, Erica Jackson, Rita Adams.



2000-01

Back Row (L-R): Trainer Amy Plas Marlin, Assistant Coach Shemie Burke, Assistant Coach Rick Griffith, Assistant Coach Leslie Nichols, Strength and Conditioning Graduate Assistant Jason Nehring. **Middle Row (L-R):** Shareon "Niecee" Patterson, Shambrica Jones, Aisha Bonets, Selia Helm, LaTonya McDole, Alvine Mendeng. **Front Row (L-R):** Danyelle Payne, Dasieka Hawthorne, Nikki Young, Coach Bernadette Mattox, Rita Adams, Kristin Conolly, Stephanie Stoglin.



2001-02

Back Row (L-R): Trainer Amy Marlin, Assistant Coach Trey Clark, Assistant Coach Rick Griffith, Assistant Coach Leslie Nichols, Strength and Conditioning Graduate Asst. Jason Nehring. **Middle Row (L-R):** Danyelle Payne, Shambrica Jones, Keiko Miller-Tate, Selia Helm, LaTonya McDole, Alvine Mendeng, Jenerrie Everette, Stephanie Stoglin. **Front Row (L-R):** Dasieka Hawthorne, Sara Potts, Coach Bernadette Mattox, Kristin Conolly, Rita Adams.



2002-03

Back Row (L-R): Trainer Pam Waller, Assistant Coach Trey Clark, Assistant Coach Scott Groninger, Assistant Coach Leslie Nichols, Strength and Conditioning Graduate Asst. Jason Nehring. **Middle Row (L-R):** Kristen Grassi, Jenerrie Everette, Keiko Tate, Jennifer Humphrey, Selia Helm, Stephanie Stumbo (not pictured), Shambrica Jones, Danyelle Payne. **Front Row (L-R):** Jenny Pfeiffer, Rita Adams, Coach Bernadette Mattox, Sara Potts, Racquel Ellis.



2003-04

Back Row (L-R): Afton Perry, Jennifer Goin, Keiko Tate, Jennifer Humphrey, Selia Helm, Jenerrie Everette, Shambrica Jones, Stephanie Stumbo, E'Lisa Ladson. **Front Row (L-R):** Assistant Coach Matthew Mitchell, Coach Mickie DeMoss, Angela Phillips, Nastassia Alcius, Danyelle Payne, Jenny Pfeiffer, Sara Potts, Racquel Ellis, Assistant Coach Niya Butts, Assistant Coach Pam Stackhouse.



2004-05

Back Row (L-R): Chante' Bowman, Keiko Tate, Eleia Roddy, Jennifer Humphrey, Sarah Elliott, Afton Perry, Stephanie Stumbo, Sade Buley. **Front Row (L-R):** Assistant Coach Matthew Mitchell, Coach Mickie DeMoss, Angela Phillips, Nastassia Alcius, Danyelle Payne, Sara Potts, Samantha Mahoney, Assistant Coach Pam Stackhouse, Assistant Coach Niya Butts.



2005-06

Back Row (L-R): LaQwesa "Moe" Gamble, Jenn'e Jackson, Jennifer "Lanky" Humphrey, Sarah Elliott, Eleia Roddy, Afton Perry, Stephanie Stumbo, Chante' Bowman. **Front Row (L-R):** Assistant Coach Vonn Read, Head Coach Mickie DeMoss, Carly Ormerod, Oreonna Taylor, Samantha Mahoney, Nastassia Alcius, Jenny Pfeiffer, Assistant Coach Pam Stackhouse, Assistant Coach Niya Butts.



ALL-TIME TEAMS



2006-07

Back Row (L-R): Brittany Edelen, Jenn'e Jackson, Jennifer Humphrey, Sarah Elliott, Eleia Roddy, Lydia Watkins, Amani Franklin.
Front Row (L-R): Assistant Coach Vonn Read, Head Coach Mickie DeMoss, Carly Ormerod, Chant'e Bowman, Nastassia Aliciu, Samantha Mahoney, Jenny Pfeiffer, Moe Gamble, Assistant Coach Pam Stackhouse, Assistant Coach Niya Butts.



2007-08

Back Row (L-R): Christian Stefanopoulos (Video Coordinator), Leslie Lusk (Student Trainer), Melinda Redinger (Mgr.), Stephanie Tracey-Simmons (Strength Coach), Tricia Matsyak (Head Trainer), Katie Kaiser (Mgr.), Beth Davis (Administrative Assistant).
Middle Row (L-R): Assistant Coach Wendy Palmer, Assistant Coach Vonn Read, Lydia Watkins, Jenn'e Jackson, Eleia Roddy, Sarah Elliott, Catina Bett, Amani Franklin, Victoria Dunlap, (Assoc. Head Coach Niya Butts), Pam Stackhouse (Asst. AD/Women's Basketball), Matthew Mitchell (Head Coach). **Front Row (L-R):** Brittany Edelen, Amber Smith, Carly Ormerod, Chant'e Bowman, Samantha Mahoney, Carly Morrow, Ali Lomax, Chelsea Chowning.



2008-09

Back Row (L-R): Lindsay Halligan (Mgr.), Dr. Robert Hosey (Team Doctor), Dean DiMarco (Mgr.), Melinda Redinger (Mgr.), Stephanie Tracey-Simmons (Strength Coach), Tricia Matsyak (Head Trainer), David Stefanopoulos (Mgr.), Donovan Rogers (Mgr.), Angelique Moss (Student Trainer). **Middle Row (L-R):** Pam Stackhouse (Asst. AD/Women's Basketball), Sarah Rowe, Amani Franklin, Jenn'e Jackson, Jackie Sanders, Catina Bett, Eleia Roddy, Lydia Watkins, Victoria Dunlap, Rebecca Gray, Keyla Snowden, Christian Stefanopoulos (Video Coordinator). **Front Row (L-R):** Assistant Coach Kyra Elzy, Matthew Mitchell (Head Coach), Brittany Edelen, Carly Ormerod, Amber Smith, Carly Morrow, Assistant Coach Matt Insell, Assistant Coach Wendy Palmer.



2009-10

Back Row (L-R): Stephanie Campbell (Admin. Assistant), Brian Sensibaugh (Mgr.), B.J. Hazelwood (Mgr.), Stephanie Tracey-Simmons (Strength Coach), Christian Stefanopoulos (Video Coordinator), Donovan Rogers (Mgr.), David Stefanopoulos (Mgr.), Amy Tilley (Recruiting Assistant). **Middle Row (L-R):** Assistant Coach Matt Insell, Assistant Coach Sharon Pillow, Amani Franklin, Brittany Henderson, Anna Cole, Lydia Watkins, Victoria Dunlap, Assistant Coach Kyra Elzy, Pam Stackhouse (Asst. AD/Women's Basketball). **Front Row (L-R):** A'dia Mathies, Rebecca Gray, Crystal Riley, Matthew Mitchell (Head Coach), Amber Smith, Carly Morrow, Keyla Snowden. (Not pictured: Bernisha Pinkett)



2010-11

Back Row (L-R): Kyra Elzy (Associate Head Coach), Sarah Gerichs (Student Athletic Trainer), Karen Hewitt (Video Coordinator), Stephanie Campbell (Admin. Assistant), Nikki Stewart (Recruiting Assistant), Phillip Smith (Mgr.), David Stefanopoulos (Mgr.), Brian Sensibaugh (Mgr.), Donovan Rogers (Mgr.), Sharon Pillow (Assistant Coach). **Middle Row (L-R):** Assistant Coach Matt Insell, Stephanie Tracey-Simmons (Strength Coach), Amber Smith, Carly Morrow, Brittany Henderson, Samantha Drake, Sarah Beth Barnette, Victoria Dunlap, A'dia Mathies, Courtney Jones (Senior Athletic Trainer), Pam Stackhouse (Asst. AD/Women's Basketball). **Front Row (L-R):** Maegan Conwright, Jennifer O'Neill, Crystal Riley, Matthew Mitchell (Head Coach), Keyla Snowden, Bernisha Pinkett, Kastine Evans.



2011-12

Back Row (L-R): Sarah Gerichs (Student Athletic Trainer), Amy Tilley (Staff Support Associate), Karen Hewitt (Video Coordinator), Angela Schoenherr (Staff Support Associate), Stephanie Tracey-Simmons (Strength & Conditioning Coach), Courtney Jones (Senior Athletic Trainer), Kalee Robertson (Mgr.), Rachel Smith (Mgr.), Storm Dickerson (Mgr.). **Middle Row (L-R):** Brian Sensibaugh (Mgr.), Kevin Stewart (Mgr.), Kastine Evans, Maegan Conwright, Brittany Henderson, DeNesha Stallworth, Samantha Drake, Azia Bishop, Samarie Walker, Bra'Shey Ali, Bria Goss, Donovan Rogers (Mgr.), David Stefanopoulos (Mgr.). **Front Row (L-R):** Ukari Figgs (Asst. AD/Women's Basketball), Kyra Elzy (Associate Head Coach), Bernisha Pinkett, Crystal Riley, Amber Smith, Matthew Mitchell (Head Coach), Keyla Snowden, Jennifer O'Neill, A'dia Mathies, Matt Insell (Assistant Coach), Sharon Pillow (Assistant Coach).



ALL-TIME TEAMS



2012-13

Back Row (L-R): Morgan Jett (Mgr.), Amy Tilley (Staff Support Associate), Courtney Jones (Senior Athletic Trainer), Angela Schoenherr (Staff Support Associate), Tiffany Hayden (Academic Counselor), Brian Sensibaugh (Mgr.), Brice Littlepage (Mgr.), Justin McKinley (Mgr.), Storm Dickerson (Mgr.). **Middle Row (L-R):** Bob Dunn (Video Coordinator), Crystal Riley (Student Assistant), Shalon Pillow (Assistant Coach), Danielle Santos (Assistant Coach), Brittany Henderson, Jelléah Sidney, Denesha Stallworth, Samantha Drake, Azia Bishop, Samarie Walker, Maegan Conwright, Matt Insell (Assistant Coach), Ukari Figgs (Asst. AD/Women's Basketball), Stephanie Tracey-Simmons, Strength & Conditioning Coach. **Front Row (L-R):** Bernisha Pinkett, Jennifer O'Neill, Bria Goss, Matthew Mitchell (Head Coach), A'dia Mathies, Kastine Evans and Janee Thompson.



2013-14

Back Row (L-R): Danielle Santos (Assistant Coach), Jeff House (Assistant Coach), Shalon Pillow (Assistant Coach), Storm Dickerson (Mgr.), Morgan Jett (Mgr.), Brice Littlepage (Mgr.), Tiffany Hayden (Academic Counselor), Justin Mathis (Mgr.), Courtney Jones (Senior Athletic Trainer), Beth Price (Staff Support Associate), Amy Tilley (Administrative Support Associate). **Middle Row (L-R):** Bob Dunn (Video Coordinator), Kyvin Goodin-Rogers, Jelléah Sidney, DeNesha Stallworth, Samantha Drake, Azia Bishop, Samarie Walker, Bernisha Pinkett, Ukari Figgs (Asst. AD/Women's Basketball), John Spurlock (Strength & Conditioning Coach), Crystal Riley (Staff Support Associate). **Front Row (L-R):** Linnae Harper, Bria Goss, Kastine Evans, Matthew Mitchell (Head Coach), Jennifer O'Neill, Janee Thompson, Makayla Epps.



2014-15

Back Row (L-R): Morgan Jett (Mgr.), Abby Newton (Student Athletic Trainer), Courtney Jones (Senior Athletic Trainer), Beth Price (Staff Support Associate), John Spurlock (Strength & Conditioning Coach), Tiffany Hayden (Academic Counselor), Will Alton (Video Coordinator), Eric Huster (Mgr.), Alex Day (Mgr.). **Middle Row (L-R):** Amani Franklin (Staff Support Associate), Crystal Riley (Staff Support Associate), Tamika Williams (Assistant Coach), Christian Stefanopoulos (Assistant Coach). **Back Row (L-R):** Alyssa Rice, Jelléah Sidney, Alexis Jennings, Ivana Jakubcova, Azia Bishop, Kyvin Goodin-Rogers, Adeniyi Amadou (Assistant Coach), Amy Tilley (Asst. AD/Women's Basketball), Kortez Wilson (Equipment Mgr.), Storm Dickerson (Mgr.). **Front Row (L-R):** Jaycee Coe, Janee Thompson, Bria Goss, Head Coach Matthew Mitchell, Jennifer O'Neill, Linnae Harper, Makayla Epps.



2015-16

Back Row (L-R): Alex Day (Mgr.), Mitchell Long (Mgr.), Camryn Whitaker (Assistant Coach), Tamika Williams-Jeter (Assistant Coach), Allison King (Mgr.), Torian Akins (Mgr.), Courtney Jones (Athletic Trainer), Beth Price (Staff Support Associate), John Spurlock (Strength & Conditioning), Tiffany Hayden (Academic Counselor), Will Alton (Video Coordinator), Morgan Jett (Mgr.), Kim Troxall (Creative Director), Kortez Wilson (Equipment Manger), Adeniyi Amadou (Assistant Coach), Amani Franklin (Staff Support Associate). **Middle Row (L-R):** Morgan Rich, Evelyn Akhator, Alyssa Rice, Ivana Jakubcova, Alexis Jennings, Batouly Camara, Kyvin Goodin-Rogers, Makenzie Cann. **Front Row (L-R):** Maci Morris, Chrishae Rowe, Janee Thompson, Matthew Mitchell (Head Coach), Linnae Harper, Makayla Epps, Taylor Murray.



2016-17

Back Row (L-R): Rachel Potter, Ogechi Anyagaligbo, Evelyn Akhator, Alyssa Rice, Makenzie Cann, LaShae Halsel. **Front Row (L-R):** Paige Poffenberger, Jessica Hardin, Taylor Murray, Matthew Mitchell (Head Coach), Makayla Epps, Jaida Roper, Maci Morris

ALL-TIME ROSTER BY PREVIOUS COLLEGE/UNIVERSITY

- 1982-83** Terri Naiser – Hanover College
- 1985-86** Shelly Miller – Penn St. (played volleyball)
- 1989** Mary Custard – Lees Junior College
Ruth Ann Mountain – Lees Junior College
Theresa Stewart – Lees Junior College
- 1989-90** Vanessa Foster-Sutton – Truett-McConnell JC
Malinka Salhi – Independence Junior College
Lisa Ellis – Oregon St., Long Beach St.
- 1991-92** Rebekah Reasor – Chowah Junior College
- 1993-95** Stephanie Baker – Sullivan Junior College
- 1997-98** Nikki Hay – Northeastern Oklahoma Junior College
- 1998-99** Jaye Barnes – Florida Community College
- 1999** Rae Keith – Cincinnati St. Community College
- 1999-00** Erica Jackson – Central Florida Community College
Shantia Owens – Trinity Valley Community College
- 2002** Shareon Patterson – Pensacola Junior College
- 2003-04** Racquel Ellis – Cincinnati St. Community College
Kristen Grassi – Hill Junior College
Samantha Newton – Wabash Valley Junior College
- 2004** E'Lisa Ladson – Wesleyan College (Ga.)
- 2004-07** Nastassia Alcuis – Dayton
- 2008** Chelsea Chowning – Xavier
- 2009-10** Rebecca Gray – North Carolina
Jackie Sanders – Gulf Coast Community College
- 2009-12** Keyla Snowden – Akron; Crystal Riley – LSU
- 2012-14** Samarie Walker – Connecticut; DeNesha Stallworth – California
- 2013-15** Jelléah Sidney – Chipola Junior College
- 2014-16** Ivana Jakubcova – Murray State College
- 2015-17** Evelyn Akhator – Chipola Junior College
- 2016-pres.** Makenzie Cann – Cincinnati; Ogechi Anyagaligbo – Stony Brook
Jessica Hardin – Bellarmine



CATS IN THE PROFESSIONAL/INTERNATIONAL RANKS



Evelyn Akhator
Dallas Wings, 2017
Dynamo NR (Russia), 2017-18

Azia Bishop
Ses Okullari 55 Genclik (Turkey), 2015-16
TS Ostrovia Ostrow (Poland), 2016-17
Kastamonu Basketbol (Turkey), 2017-18

Victoria Dunlap
Washington Mystics (WNBA), 2011-2012
Ankara (Turkey), 2011
Hapoel Rishon Lezion (Israel), 2012
Seattle Storm (WNBA), 2012
Sport León (Spain), 2015
Aros Leon Cuna del Parlemetarismo, 2016



Makayla Epps
Chicago Sky, 2017

Kastine Evans
Leicester Riders (England), 2014-15

Amani Franklin
BC Nokia (Finland), 2012-2013
TG 1889 Sandhausen (Germany), 2011-2012
TSV Amicitia Viernheim (Germany), 2010-2011

Bria Goss
Hyvinkaan Ponteva (Finland), 2015-2016
Maccabi Raanana (Israel), 2017-2018

Jennifer Humphrey
Basket Landes (France), Sept. 2011-2013
Basket Landes (France), Oct. 2010 - May 2011
Calais (France), Sept. 2009 - April 2010
Basket Landes (France), Jan. 2009 - April 2009
Maccabi Bnot Ashod (Israel), Oct. 2008 - Dec. 2008
Lodz (Poland), Oct. 2007 - April 2008

A'dia Mathies
Los Angeles Sparks (WNBA), 2013-14
Ramat Hasharon (Israel) 2014-15

Jennifer O'Neill
Minnesota Lynx (WNBA), 2015
Hapoel Rishon Le-Zion (Israel) 2015-16
Artego Bydg. (Poland) 2017-2018

Shantia Owens
Miami Sol (WNBA), 2000
Charlotte Sting (WNBA), 2000-2002
Gran Canaria (Spain), 2000
Ensino (Spain), 2000
Mersin (Turkey), 2006
Boa Viagem (Portugal), 2007
Odra Brzeg (Poland), 2007-2008

Eleia Roddy
Ensino (Spain), 2010

Valerie Still
Columbus Quest (APL), 1996-99
Washington Mystics (WNBA), 1999
Orlando Miracle (WNBA), 2002,
Assistant Coach
Washington Mystics (WNBA), 2001,
Assistant Coach
GBC Milano (Italy), 1983-1985
GEAS/ Spagetti Express Sesto San Giovanni
Italy, 1985-1988
Nuvenia Magenta (Italy), 1988-1990
Pool Comense Como (Italy), 1990-1991
Sireg Alzate Brianza (Italy), 1991-1992
Conad Cesena (Italy), 1992-1993
Famila Schio (Italy), 1994

DeNesha Stallworth
Stadium Casablanca (Spain), 2014-2015
Universitario de Ferrol (Spain), 2015
SEQ Basketball (Australia), 2015-16
Canberra Capitals (Australia), 2016
TS Wisla Krakow (Poland), 2016
Artego Bydgoszcz (Poland), 2016-present

Janee Thompson
SV Halle Lions, 2017
Mark (Sweden), 2017-18

Tiffany Wait
Orlando Miracle (WNBA), 2000-2002

Samarie Walker
Stadium Casablanca (Spain), 2014-2015
Mann Filter Zaragoza (Spain), 2015
Gran Canaria (Spain), 2015
Gladstone Port City Power (Australia), 2015
Sudova-Mantinga Marijampole (Lithuania), 2016
Visby Ladies (Sweden), 2016-present
Catz (SM-sarja) (Finland), 2017-present



2017 WNBA DRAFT

Evelyn Akhator Dallas Wings
1st round (3rd pick overall)
Makayla Epps Chicago Sky
2nd round (33rd pick overall)

2014 WNBA Draft

DeNesha Stallworth Connecticut Sun
3rd round (25th pick overall)

2013 WNBA Draft

A'dia Mathies Los Angeles Sparks
1st round (10th pick overall) - *Highest pick in program history*

2011 WNBA Draft


Victoria Dunlap Washington Mystics
1st round (11th pick overall)

2000 WNBA Draft

Shantia Owens Phoenix Mercury
4th round (53rd pick overall)*
*Did not play for team that drafted her

Professional Awards/Honors

- 1997, ABL Finals MVP, Valerie Still, Columbus Quest
- 1998, ABL Finals MVP, Valerie Still, Columbus Quest
- All-ABL Team (top 10 players in the ABL League), . . . Valerie Still
- 8-time Italian League All-Star, Valerie Still



Evelyn Akhator





CATS REPRESENT AMERICA

Linnae Harper (2013 and 2015)

Harper played for the U19 World Championship team, helping the USA reach a 9-0 record and win a gold medal in Lithuania. She averaged 8.4 points, 5.0 rebounds, 3.6 assists and 2.0 steals per game. In 2015, Harper was a member of the USA Women's Pan American Team which went 4-1, falling to Canada in the gold-medal game. Harper averaged 8.2 points, 1.8 rebounds and a team-high tying 1.8 steals per game, playing in all five contests.

Liz Lukschu/Maria Donhoff (1978)

Both Lukschu and Donhoff won a silver medal in the Junior Pan American Games (1978) with the USA National Junior Women's Basketball team that toured South America.

Valerie Still (1980, 81, 82)

Following her freshman and junior year, Still played for the USA R. William Jones Cup team in Taipei, Taiwan. In the summer of 1981, she competed for the U.S. in the World University Games in Romania, where she helped lead the team to a silver medal.

Patty Jo Hedges (1983)

Hedges was a member of the silver medal winning 1983 USA World Championship Team which compiled a 6-2 record in Sao Paulo, Brazil. Hedges was also a member of the gold medal winning 1983 Junior Pan American Games, which registered a perfect 5-0 record in Caracas, Venezuela.

Bebe Croley (1985, 86)

Croley represented UK two straight years (1985 and '86) on the USA Select squad. In the summer of 1985, Croley and the US squad toured Europe and participated in the Jones Cup competition in Taiwan. In 1986, the Select team competed in the Canadian Invitational games. It marked the second straight year Bebe was named to the USA team.

Jodie Whitaker (1986, 87)


Whitaker played on the Gold medal-winning South squad in the summer of 1986 and went on to compete on the USA Junior Pro team that competed in the Jones Cup tournament in Taiwan in 1987.

Stacey Reed (1995)

Reed won a silver medal as a member of the World University Games Team. She then helped the USA Basketball's Jones Cup team take a Gold medal in Taiwan. She was a member of the USA Junior Select team in the summer of 1992.

Bernadette Mattox (1998)


Mattox was the first head coach for a women's basketball team at UK to be selected to coach at the USA Women's World Championship. Mattox helped lead the 1998 World Championship team to an 8-0 record and its third gold medal by defeating Russia 71-65.



STACEY REED



Valerie Still



BEBE CROLEY

PATTY JO HEDGES



RETIRED JERSEY - VALERIE STILL

UK's All-Time Leading Scorer and Rebounder, UK Hall of Fame Charter Class

Some programs have a once-in-a-lifetime player who serves as a standard for all future student-athletes. An exceptional personality. An outstanding role model. A great basketball player. For Kentucky, that player is Valerie Still.

Although Still played long ago (1979-83), she remains the "Top Cat" in UK women's basketball annals. She was honored as such on Jan. 12, 2003 with a jersey retirement ceremony at halftime of the Alabama game. She became the first female letter winner in any UK sport to have her jersey retired.

Still is the leader among all Wildcats (men or women) for career scoring (2,763) and rebounding (1,525). She was a three-time consensus All-American. She led the program in scoring four-straight seasons with a career average of 23.2 points. At one point during the 1981-82 season, she led the nation in both scoring and rebounding before finishing second in both categories (24.8 ppg and 14.3 rpg).

She led the Cats to their highest national ranking (4th) in 1983 and helped UK roll up a 30-game home court win streak from 1980-82.

In 1983, Still led the sixth-ranked Cats to an 80-66 upset over powerhouse Old Dominion before a record crowd of 10,622 in UK's Memorial Coliseum.

After leaving Kentucky, Still had a successful career in the Italian Professional League. While in Italy, Still was a television actress and hosted her own TV show, "Still Basket." She is also an accomplished print model and a professional caliber jazz, pop and concert pianist.


Upon her return to the United States, Still became a charter member of the American Basketball League for Women and was a two-time MVP of the ABL Championship Series. Still later played for the Washington Mystics of the WNBA before retiring from basketball. She also was an assistant coach for the Orlando Miracle for two seasons.

Still returned to Lexington to complete her degree in animal sciences and graduated with honors in 2001. She went on to earn a master's degree in African American and African studies at The Ohio State University and is working on a doctorate dissertation from there as well.

In September 2005, Still was inducted into the charter class in the newly created UK Athletics Hall of Fame. She was the only female of the 88 inductees.

Still currently lives in Palmyra, N.J. with her son, Aaron, who is attending the Naval Academy Preparatory School. Recently, Still has starred in

OWN's "Mom's Got Game" a reality show which explores the relationship with former WNBA basketball star Pamela McGee and her 25-year-old son, Denver Nuggets center, JaVale McGee. She also owns a publishing company, STILL Publications. One of her first projects was the release of UK legendary sports writer Russell Rice's latest book on UK basketball, "Big Blue Nation: Kentucky's Native Sons and Daughters."



Still was presented with the key to the city of Lexington in 2003.

UK Athletics Director Mitch Barnhart and former UK President Dr. Lee Todd, Jr., present Still with her Hall of Fame honor in September 2005.





KENTUCKY CAREER RECORDS

GAMES PLAYED

Player	Years	G
1. A'dia Mathies (G)	2010-13	140
2. Kastine Evans (G)	2011-14	139
3. Brittany Henderson (F)	2010-13	136
4. Azia Bishop (C)	2012-15	134
Bria Goss (G)	2012-15	134
6. Makayla Epps (G)	2013-17	133
Victoria Dunlap (F)	2008-11	133
Jennifer O'Neill (G)	2011-15	133
9. Sam Mahoney (G)	2005-08	132
Sarah Elliott (C)	2005-08	132
Bernisha Pinkett (G)	2011-14	132

GAMES STARTED

Player	Years	G
1. A'dia Mathies	2010-13	139
2. Victoria Dunlap	2008-11	133
3. Sam Mahoney	2005-08	121
4. Valerie Still	1979-83	119
Bria Goss	2012-15	119
6. Tiffany Wait	1995-2000	117
7. Lea Wise	1979-83	116
8. Stacey Reed	1991-95	110
9. Patty Jo Hedges	1979-83	109
Amber Smith	2008-12	109

CAREER SCORING

Player	Season	G	Avg	Pts
1. Valerie Still (C)	1979-83	119	23.2	2,763
2. A'dia Mathies (G)	2010-13	140	14.4	2,014
3. Victoria Dunlap (F)	2008-11	133	13.9	1,846
4. Leslie Nichols (F)	1982-86	111	18.2	1,797
5. Makayla Epps (G)	2013-17	133	13.5	1,790
6. Sam Mahoney (G)	2005-08	132	12.1	1,601
7. Pam Browning (C)	1974-78	107	14.9	1,598
8. Sara Potts (G/F)	2001-05	117	13.4	1,563
9. Sarah Elliott (C)	2005-08	132	11.4	1,502
10. Liz Lukschu (C)	1977-81	119	12.5	1,488

SCORING AVERAGE

Player	Season	G	Pts	Avg
1. Valerie Still	1979-83	119	2,763	23.2
2. Leslie Nichols	1982-86	111	1,797	18.2
3. Pam Browning	1974-78	n/a	1,598	14.9
4. A'dia Mathies	2010-13	140	2,014	14.4
5. Bebe Croley	1984-88	94	1,399	14.2
6. Victoria Dunlap	2008-11	133	1,846	13.9
7. SeSe Helm	2000-04	108	1,487	13.8
8. Evelyn Akhator	2015-17	66	906	13.7
9. Makayla Epps	2013-17	133	1,790	13.5
10. Sara Potts	2001-05	117	1,563	13.4

FIELD GOALS MADE

Player	Seasons	G	FGA	FGM
1. Valerie Still	1979-83	123	1,931	1,118
2. Leslie Nichols	1982-86	111	1,448	757
3. A'dia Mathies	2010-13	140	1,687	712
4. Victoria Dunlap	2008-11	133	1,473	696
5. Makayla Epps	2013-17	133	1,449	668
6. Sarah Elliott	2005-08	132	1,221	657
7. SeSe Helm	2000-04	108	1,195	590
8. Elisabeth Lukschu	1977-81	119	999	586
9. Jodie Whitaker	1985-89	111	1,317	571
10. Belitita Croley	1984-88	94	1,148	569

FIELD GOALS ATTEMPTED

Player	Seasons	G	FGM	FGA
1. Valerie Still	1979-83	123	1,118	1,931
2. A'dia Mathies	2010-13	140	712	1,687
3. Victoria Dunlap	2008-11	133	696	1,473
4. Makayla Epps	2013-17	133	668	1,449
5. Leslie Nichols	1982-86	111	757	1,448

6. Sam Mahoney	2005-08	132	560	1,436
7. Sara Potts	2001-05	117	552	1,389
8. Stacey Reed	1991-95	114	512	1,318
9. Jodie Whitaker	1985-89	111	571	1,317
10. Jennifer O'Neill	2011-15	133	472	1,255

FIELD GOAL PERCENTAGE (MIN. 400 ATTEMPTS)

Player	Seasons	FGM	FGA	Pct
1. Liz Lukschu	1977-81	586	999	.587
2. Valerie Still	1979-83	1,118	1,931	.578
3. Debbie Miller	1983-87	396	699	.560
4. Evelyn Akhator	2015-17	356	658	.541
5. Sarah Elliott	2005-08	657	1,221	.538
6. Leslie Nichols	1982-86	757	1,448	.523
7. J. Humphrey	2003-07	365	714	.511
8. Karen Mosley	1982-86	470	909	.510
9. Lisa Collins	1980-84	415	815	.509
10. DeNesha Stallworth	2013-14	332	662	.502

3-POINT FIELD GOALS MADE

Player	Years	Pct	3FGA	3FG
1. Sara Potts	2001-05	.377	719	271
2. Jennifer O'Neill	2011-15	.349	564	197
3. A'dia Mathies	2010-13	.368	481	177
4. Keyla Snowden	2010-2012	.369	477	176
5. Stacey Reed	1991-95	.320	548	175
6. Jenny Pfeiffer	2003-07	.347	467	162
7. Tiffany Wait	1995-2000	.361	319	115
8. Sam Mahoney	2005-08	.318	355	113
9. Bria Goss	2012-15	.306	366	112
10. Kristi Cushenberry	1988-92	.397	277	110

3-POINT FIELD GOALS ATTEMPTED

Player	Years	Pct	3FG	3FGA
1. Sara Potts	2001-05	.377	271	719
2. Jennifer O'Neill	2011-2015	.349	197	564
3. Stacey Reed	1991-95	.320	176	548
4. A'dia Mathies	2010-13	.368	177	481
5. Keyla Snowden	2010-2012	.369	176	477
6. Jenny Pfeiffer	2003-07	.347	162	467
7. Carly Morrow	2008-11	.273	108	395
8. Christina Jansen	1992-96	.252	98	388
9. Bria Goss	2012-15	.306	112	366
10. Sam Mahoney	2005-08	.318	113	355

3-PT FIELD GOAL PERCENTAGE (MIN. 200 ATT.)

Player	Years	3FG	3FGA	Pct
1. Kristi Cushenberry	1988-92	110	277	39.7
2. Sara Potts	2001-05	271	719	37.7
3. Keyla Snowden	2010-2012	176	477	36.9
4. Jodie Whitaker	1985-89	80	217	36.8
A'dia Mathies	2010-13	177	481	36.8
6. Shaunda Roberts	1994-96	103	284	36.2
7. Tiffany Wait	1995-2000	115	319	36.1
8. Mia Daniel	1989-93	90	253	35.5
9. Jennifer O'Neill	2011-2015	197	564	34.9
10. Jenny Pfeiffer	2003-07	162	467	34.7

FREE THROWS MADE

Player	Seasons	G	PCT.	FTA	FTM
1. Valerie Still	1979-83	119	.704	748	527
2. Victoria Dunlap	2008-11	133	.623	714	445
3. A'dia Mathies	2010-13	140	.700	590	413
4. Bria Goss	2012-15	134	.819	486	398
5. Tiffany Wait	1996-2000	122	.792	500	396
6. Sam Mahoney	2005-08	132	.675	545	368
7. Makayla Epps	2013-17	133	.719	491	353
8. Kristi Cushenberry	1989-92	118	.780	407	318
9. Elisabeth Lukschu	1978-81	119	.687	460	316
10. Bria Goss	2012-2015	106	.825	377	311



KENTUCKY CAREER RECORDS

FREE THROWS ATTEMPTED

Player	Seasons	G	PCT.	FTM	FTA
1. Valerie Still	1979-83	119	.861	527	748
2. Victoria Dunlap	2008-11	133	.623	445	714
3. A'dia Mathies	2010-13	140	.700	413	590
4. Sam Mahoney	2005-08	132	.675	368	545
5. Tiffany Wait	1996-2000	122	.792	396	500
6. Bria Goss	2012-15	134	.819	398	486
7. Liz Lukschu	1978-81	119	.687	316	460
8. Stacy McIntyre	1989-92	116	.710	296	416
9. Kristi Cushenberry	1989-92	118	.780	318	407
10. LaTonya McDole	1999-2002	117	.571	232	406

FREE THROW PERCENTAGE (MIN. 200 ATT.)

Player	Seasons	G	FTM	FTA	PCT.
1. Jenny Pfeiffer	2003-07	119	247	287	.861
2. Amani Franklin	2007-10	127	192	233	.824
3. Bria Goss	2012-15	134	398	486	.819
4. Jodie Whitaker	1986-89	111	211	259	.810
5. Tiffany Wait	1996-2000	122	396	500	.792
6. Debbie Miller	1984-87	109	300	239	.790
7. Selia Helm	2001-04	108	291	369	.789
8. Sara Potts	2002-05	117	188	240	.783
9. Kristi Cushenberry	1989-92	118	318	407	.780
10. Sandy Harding	1984-87	111	173	224	.770

REBOUNDS

Player	Seasons	G	Avg	Reb
1. Valerie Still	1979-83	119	12.8	1,525
2. Victoria Dunlap	2008-11	133	8.3	1,099
3. J. Humphrey	2003-07	129	7.5	964
4. Leslie Nichols	1982-86	111	7.9	877
5. Sarah Elliott	2005-08	132	6.1	800
6. Debra Oden	1976-80	109	7.2	785
7. Samarie Walker	2012-14	96	8.1	777
8. Kim Denkins	1994-98	107	7.1	762
9. Liz Lukschu	1977-81	119	6.1	722
10. LaTonya McDole	1998-2002	116	6.1	711

REBOUNDING AVERAGE (MIN. 50 GAMES PLAYED)

Player	Seasons	G	Reb	Avg
1. Valerie Still	1979-83	119	1,525	12.8
2. Evelyn Akhator	2015-17	66	664	10.1
3. Victoria Dunlap	2008-11	133	1,099	8.3
4. Samarie Walker	2012-14	96	777	8.1
5. Leslie Nichols	1982-86	111	877	7.9
6. J. Humphrey	2003-07	129	964	7.5
7. Debra Oden	1976-80	109	785	7.2
8. Kim Denkins	1994-98	107	762	7.1
9. Jocelyn Mills	1989-93	103	703	6.8
10. Bebe Croley	1984-88	94	599	6.4

ASSISTS

Player	Seasons	G	Avg	Asst
1. Patty Jo Hedges	1980-83	120	6.091	731
2. Sandy Harding	1983-87	111	6.360	706
3. Jodie Whitaker	1985-89	111	4.180	464
Lea Wise	1979-83	120	3.866	464
5. Stacey Reed	1991-95	114	3.877	442
6. Amber Smith	2008-12	123	3.455	425
7. Makayla Epps	2013-17	133	3.067	408
8. Rita Adams	1999-2003	110	3.636	400
9. Tracye Davis	1987-91	113	3.247	367
10. A'dia Mathies	2010-13	140	2.493	349

ASSISTS PER GAME (MIN. 50 GAMES PLAYED)

Player	Seasons	G	Asst	Avg
1. Sandy Harding	1983-87	111	706	6.360
2. Patty Jo Hedges	1979-83	120	731	6.091
3. Jodie Whitaker	1985-89	111	464	4.180
4. Stacey Reed	1991-95	114	442	3.877
5. Lea Wise	1979-83	120	464	3.866

6. Angela Phillips	2003-05	62	230	3.710
7. Rita Adams	1999-2003	110	400	3.636
8. Amber Smith	2008-2012	123	425	3.455
9. Tracye Davis	1987-91	113	367	3.247
10. Makayla Epps	2013-17	133	408	3.067

BLOCKS

Player	Seasons	G	Avg	Blks
1. Sarah Elliott	2005-08	132	1.47	195
2. Victoria Dunlap	2008-11	133	1.34	178
3. Valerie Still	1979-83	119	1.31	156
4. Azia Bishop	2012-15	134	1.13	152
5. J. Humphrey	2003-07	129	0.83	107
6. Leslie Nichols	1982-86	111	0.92	102
7. Samarie Walker	2011-14	96	1.00	96
8. Laura Meadows	1997-2000	89	1.17	95
9. Rita Adams	1999-2003	110	0.74	81
Shantia Owens	1998-2000	61	1.33	81

BLOCKS PER GAME (MIN. 50 BLOCKS)

Player	Seasons	G	Blks	Avg
1. Sarah Elliott	2005-08	132	195	1.47
2. DeNesha Stallworth	2012-14	65	87	1.34
3. Shantia Owens	1998-2000	61	81	1.33
Victoria Dunlap	2008-11	133	178	1.33
5. Valerie Still	1979-83	119	156	1.31
6. Victoria Dunlap	2008-11	100	129	1.29
7. Laura Meadows	1997-2000	89	95	1.17
8. Lisa Ellis	1988-90	59	68	1.15
9. Azia Bishop	2012-15	134	152	1.13
10. Samarie Walker	2011-14	96	96	1.00

STEALS

Player	Seasons	G	Avg	Stls
1. A'dia Mathies	2010-13	140	2.286	320
2. Stacey Reed	1991-95	114	2.710	309
3. Victoria Dunlap	2008-11	133	2.310	307
4. Leslie Nichols	1982-86	111	2.504	278
5. Patty Jo Hedges	1979-83	120	2.266	272
6. Rita Adams	1999-2003	110	2.427	267
7. LaTonya McDole	1998-2002	117	2.076	243
8. Christina Jansen	1992-96	107	2.140	229
9. Sandy Harding	1983-87	111	2.018	224
10. Valerie Still	1979-83	119	1.689	201

STEALS PER GAME (MIN. 75 STEALS)

Player	Seasons	G	Stls	Avg
1. Stacey Reed	1991-95	114	309	2.710
2. Leslie Nichols	1982-86	111	278	2.504
3. Rita Adams	1999-2003	110	267	2.427
4. Victoria Dunlap	2008-11	133	307	2.310
5. A'dia Mathies	2010-13	140	320	2.286
6. Patty Jo Hedges	1979-83	120	272	2.266
7. Christina Jansen	1992-96	107	229	2.140
8. LaTonya McDole	1998-2002	117	243	2.076
9. Sandy Harding	1983-87	111	224	2.018

DOUBLE-DOUBLES (OVERALL/POINTS-REBOUNDS)

Player	Total
1. Valerie Still	66
2. Leslie Nichols	33
3. Evelyn Akhator	31
Victoria Dunlap	31
5. Jocelyn Mills	22
6. Kim Denkins	20
Samarie Walker	20
8. Jennifer Humphrey	16
Eleia Roddy	16
10. DeNesha Stallworth	15
11. Selia Helm	14
Karen Mosley	14





TEAM SEASON TOP-10 PERFORMANCES

POINTS

	Pts	Year
1.	2845	2013-14
2.	2733	1977-78
3.	2713	2012-13
4.	2662	2009-10
5.	2589	2011-12
6.	2571	2014-15
7.	2544	1981-82
8.	2540	1989-90
9.	2494	1980-81
10.	2465	2015-16

POINTS PER GAME

	PPG	Year
1.	83.5	1979-80
2.	83.4	1982-83
3.	81.9	1989-90
4.	81.3	2013-14
5.	80.4	1990-91
	80.4	1980-81
7.	80.1	1985-86
8.	79.5	1981-82
9.	78.0	1977-78
10.	77.9	1993-94

SCORING MARGIN

	PPG	Year
1.	17.7	1979-80
2.	17.5	2012-13
3.	16.0	1989-90
4.	14.5	2011-12
5.	14.4	1980-81
6.	14.3	2009-10
7.	14.1	2015-16
8.	12.9	1982-83
9.	12.8	2013-14
10.	9.8	1985-86

REBOUNDS

	Rebounds	Year
1.	1513	2013-14
2.	1426	1977-78
3.	1414	2014-15
4.	1413	1978-79
5.	1410	2012-13
6.	1400	2006-07
7.	1377	1981-82
8.	1368	2009-10
9.	1340	1989-90
	1340	1980-81

FGS MADE

	Made	Year
1.	1096	1977-78
2.	1045	1981-82
3.	1029	2013-14
4.	1004	1980-81
5.	1001	2012-13
6.	987	1985-86
7.	983	1979-80
8.	971	1989-90
9.	934	2015-16
10.	929	1982-83

FG ATTEMPTS

	FG Attempts	Year
1.	2550	1977-78
2.	2392	2012-13
3.	2369	2013-14
4.	2302	2011-12
5.	2271	2014-15
6.	2216	2009-10
7.	2155	2010-11
8.	2140	1981-82
9.	2091	2006-07
10.	2084	1989-90

3-POINT FIELD GOALS MADE

	Made	Year
1.	240	2012-13
2.	211	2011-12
3.	192	2013-14
4.	187	2009-10
5.	182	2010-11
6.	169	2016-17
7.	164	1994-95
8.	162	2004-05
9.	158	2002-03
10.	157	1991-92

3-POINT ATTEMPTS

	3PT Attempts	Year
1.	731	2012-13
2.	659	2011-12
3.	597	2010-11
4.	588	2009-10
5.	564	2013-14
6.	551	2016-17
7.	548	1994-95
8.	539	2014-15
9.	524	2006-07
10.	502	1992-93

FTS MADE

	Made	Year
1.	631	2009-10
2.	607	2014-15
3.	595	2013-14
4.	572	2010-11
5.	560	1989-90
6.	543	1991-92
7.	541	1977-78
8.	528	2011-12
9.	514	1998-99
10.	486	1980-81

FTS ATTEMPTED

	FT Attempts	Year
1.	903	2014-15
2.	891	2010-11
3.	853	1991-92
4.	825	2011-12
5.	805	1999-2000
6.	784	2012-13
7.	782	1992-93
8.	714	2008-09
9.	701	1981-82
10.	697	1991-92

ASSISTS

	Assists	Year
1.	665	1981-82
2.	590	1980-81
3.	575	1985-86
4.	567	1989-90
5.	536	1982-83
6.	511	1983-84
7.	509	1979-80
8.	507	2015-16
9.	496	2013-14
10.	483	2003-04

BLOCKS

	Blocks	Year
1.	181	2012-13
2.	152	2006-07
3.	148	2014-15
4.	145	2009-10
5.	141	2007-08
	141	2013-14
7.	135	2005-06
8.	131	2015-16
9.	130	1999-00
10.	129	2011-12

TURNOVERS FORCED

	Forced TOs	Year
1.	939	2011-12
2.	853	2012-13
3.	823	2009-10
4.	817	2010-11
5.	790	1989-90
6.	741	2014-15
7.	699	2013-14
8.	686	1977-78
9.	666	1993-94
10.	651	1999-2000

STEALS

	Steals	Year
1.	429	2012-13
2.	422	2011-12
3.	418	2009-10
4.	382	1990-91
5.	373	2010-11
6.	372	1989-90
7.	345	1993-94
8.	344	1980-81
9.	343	2013-14
10.	341	1985-86

Note: Records kept since the 1977-78 season

TEAM SINGLE-GAME TOP-10 PERFORMANCES

POINTS

- 133 vs. Baylor (12/6/13)
- 121 vs. Kentucky State (11/24/89)
- 117 vs. Bradley (11/27/13)
- 116 vs. Lipscomb (11/21/13)
- 114 vs. Kent State (11/23/90)
- 112 vs. Florida Atlantic (12/30/2000)
112 vs. Morehead State (11/18/15)
- 111 vs. Appalachian State (11/14/14)
111 vs. Charleston (1/31/86)
- 109 vs. Grambling (12/29/13)
109 vs. National College (2/22/84)

REBOUNDS

- 67 vs. Wright State (3/22/14)
67 vs. Morehead State (11/18/15)
- 66 vs. Rutgers (1/12/80)
66 vs. National College (2/9/82)
- 65 vs. Cincinnati (2/10/93)
- 63 vs. Morehead State (11/23/12)
63 vs. Duquesne (11/24/90)
63 vs. Kent State (11/23/90)
63 vs. Alabama-Birmingham (2/1/91)
- 62 vs. Murray State (11/26/10)

FGS MADE

- 53 vs. Kentucky State (11/24/89)
- 45 vs. Bradley (11/27/13)
45 vs. Lipscomb (11/21/13)
45 vs. Morris Brown (12/23/02)
- 44 vs. Wright State (3/22/14)
- 43 vs. Morehead State (11/18/15)
- 40 vs. Georgia Southern (11/13/13)
40 vs. Eastern Kentucky (2/1/94)
- 39 vs. Appalachian State (11/14/14)
39 vs. Baylor (12/6/13)
39 vs. DePaul (12/7/12)
39 vs. Marist (11/26/93)
39 vs. Ohio State (11/28/90)
39 vs. Kent State (11/23/90)

FG ATTEMPTS

- 101 vs. Marshall (2/1/78)
- 93 vs. Baylor (12/6/13)
- 92 vs. Morehead State (11/18/15)
- 90 vs. Jacksonville State (11/15/11)
- 89 vs. Morehead State (11/19/14)
89 vs. Bradley (11/27/13)
89 vs. Southern Miss (11/19/11)
- 87 vs. Mississippi State (2/12/15)
- 86 vs. Lipscomb (11/21/13)
86 vs. Morris Brown (12/23/02)

FG PERCENTAGE

- 74.1 vs. Alabama (2/7/87) 35-49
- 60.9 vs. Nicholls State (12/21/04) 39-64
- 60.7 vs. Arkansas (2/18/07) 34-56
- 60.3 vs. Tennessee State (12/22/05) 38-63
- 59.6 vs. Eastern Michigan (11/25/15) 34-57
- 59.3 vs. Chattanooga (3/20/05) 35-59
59.3 vs. Duquesne (11/28/03) 32-54
- 58.6 vs. Ole Miss (01/26/17) 34-58
- 58.0 vs. Florida (1/31/16) 29-50
- 57.6 vs. UAB (12/18/04) 34-59

3-POINT FIELD GOALS MADE

- 14 vs. Mississippi State (1/8/12)
- 13 vs. Detroit (12/1/93)
- 12 vs. New Hampshire (11/17/16)
12 vs. Auburn (1/20/13)
12 vs. USC Upstate (11/25/12)
12 vs. Gonzaga (3/25/12)
12 vs. Miami Ohio (12/1/09)
12 vs. Stetson (11/22/05)
12 vs. Charleston Southern (12/10/04)
- 11 vs. Colorado (11/22/15)
11 vs. Miami Ohio (11/28/12)
11 vs. Arkansas (1/5/12)
11 vs. Arkansas-Pine Bluff (12/11/11)
11 vs. Middle Tennessee (12/29/10)
11 vs. High Point (1/6/04)
11 vs. Alabama (2/23/03)
11 vs. Miami Ohio (12/21/02)
11 vs. Eastern Kentucky (2/18/93)

3-POINT ATTEMPTS

- 32 vs. Southern Miss (11/19/11)
- 32 vs. UCLA (12/28/94)
- 31 vs. Alabama (1/6/13)
31 vs. Arkansas-Pine Bluff (12/11/11)
31 vs. Morehead State (11/17/09)
- 30 vs. USC Upstate (11/25/12)
30 vs. Mississippi State (1/8/12)
30 vs. Western Kentucky (12/5/95)

FTS MADE

- 49 vs. Baylor (12/6/13)
- 36 vs. Miami Ohio (11/14/10)
36 vs. Louisville (12/20/09)
- 34 vs. Oklahoma (11/28/14)
- 33 vs. Vanderbilt (1/23/11)
33 vs. Louisville (2/19/92)
- 32 vs. Arkansas-Pine Bluff (12/11/11)
- 31 vs. Tennessee State (3/20/15)
- 29 vs. Oklahoma (3/21/16)
29 vs. North Carolina A&T (1/1/09)
29 vs. Memphis State (12/4/93)
29 vs. Ohio State (1/7/92)

FTS ATTEMPTED

- 66 vs. Baylor (12/6/13)
- 54 vs. Miami Ohio (11/14/10)
- 53 vs. Oklahoma (11/28/14)
- 52 vs. Louisville (12/20/09)
- 50 vs. Louisville (2/19/92)
- 48 vs. Vanderbilt (1/23/11)
- 44 vs. Arkansas-Pine Bluff (12/11/11)
- 43 vs. Tennessee State (12/28/14)
43 vs. Northern Kentucky (12/3/14)
43 vs. Memphis State (12/4/93)

FT PERCENTAGE (MIN 10 MADE)

- 100.0 vs. Morehead (1977)
100.0 vs. Chattanooga (11-of-11) (3/20/04)
100.0 vs. Missouri (12-of-12) (1/13/13)
100.0 vs. Furman (11-of-11) 12/6/08
- 95.8 vs. Wake Forest (23-of-24) 12/30/04
- 95.5 vs. UConn (21-of-22) (3/27/12)
95.5 vs. Florida (21-of-22) (2/18/10)
- 94.7 vs. South Carolina (18-of-19) (2/21/10)
- 93.3 vs. Vanderbilt (14-of-15) (2/9/03)
- 92.9 vs. Texas A&M (13-of-14) (1/8/17)
92.9 vs. Indiana (13-of-14) (12/4/89)

ASSISTS

- 34 vs. Western Kentucky (2/16/81)
- 33 vs. Michigan (1/23/82) and Detroit (12/28/83)
- 32 vs. Morehead State (11/18/15)
32 vs. Kentucky State (11/24/89)
- 31 vs. Detroit (2/26/86)
31 vs. Eastern Kentucky (1/5/86)
- 30 vs. Mississippi State (1/15/90)
30 vs. East Carolina (11/28/87)
30 vs. Valdosta State (11/27/83)
30 vs. Seton Hall (12/5/81)
- 29 vs. Eastern Kentucky (2/1/94)
29 vs. Tennessee State (1/15/87)
29 vs. Old Dominion (1/23/87)
29 vs. Charleston (12/19/82)
29 vs. LSU (2/27/82)
29 vs. Florida (12/31/81)

BLOCKS

- 19 vs. North Carolina A&T (12/6/06)
- 12 vs. Wright State (3/22/14)
12 vs. Tennessee State (12/22/05)
- 11 vs. Mississippi State (1/13/08)
11 vs. Winthrop (1/3/00)
11 vs. Kentucky State (1/16/89)
- 10 vs. Ole Miss (1/14/07)
10 vs. UT-Martin (12/28/99)
10 vs. Morehead State (11/23/12)
10 vs. Texas A&M (2/18/13)
10 vs. McNeese State (11/28/09)
10 vs. Furman (12/6/08)
10 vs. Indiana (12/9/88)

TURNOVERS FORCED (83-84)

- 49 vs. Arkansas Pine Bluff (12/11/11)
- 48 vs. Jacksonville State (11/15/11)
- 46 vs. Stetson (12/20/89)
- 42 vs. Nebraska Omaha (11/23/11)
- 40 vs. Mississippi Valley State (1/1/10)
- 38 vs. USC Upstate (11/25/12)
38 vs. Louisville (12/20/09)
- 37 vs. Jackson State (11/29/15)
- 36 vs. Alcorn State (12/28/12)
36 vs. Morehead (11/12/10)
36 vs. Charleston (1/31/86)

STEALS (83-84)

- 28 vs. West Virginia (12/12/93)
- 25 vs. Arkansas Pine Bluff (12/21/10)
25 vs. Eastern Illinois (12/17/90)
- 24 vs. Georgia Southern (11/13/13)
24 vs. Morehead State (2/20/90)
- 22 vs. Louisville (1/19/94)
22 vs. UT-Chattanooga (11/30/81)
- 21 vs. USC Upstate (11/25/12)
21 vs. Arkansas Pine Bluff (12/11/11)
21 vs. Louisville (12/20/09)
21 vs. Mississippi State (1/4/92)
21 vs. Miami (Ohio) (11/26/91)
21 vs. Carson-Newman (12/13/80)
21 vs. Morehead State (3/4/78)

Note: Records kept since the 1977-78 season





KENTUCKY SINGLE-SEASON RECORDS

POINTS

Player	Season	G	PPG	PTS
1. Valerie Still	1981-82	32	24.8	794
2. Valerie Still	1982-83	28	25.0	700
3. Pam Browning	1976-77	26	25.5	663
4. Valerie Still	1979-80	29	22.1	641
5. Victoria Dunlap	2009-10	35	18.1	633
6. Valerie Still	1980-81	30	20.9	628
7. Makayla Epps	2016-17	33	17.7	583
8. A'dia Mathies	2012-13	36	16.1	579
9. Victoria Dunlap	2010-11	33	17.0	562
10. Makayla Epps	2015-16	32	17.1	546

SCORING AVERAGE

Player	Season	G	Pts	Avg
1. Pam Browning	1976-77	26	663	25.5
2. Valerie Still	1982-83	28	700	25.0
3. Valerie Still	1981-82	32	794	24.8
4. Valerie Still	1979-80	29	641	22.1
5. Valerie Still	1980-81	31	628	20.9
6. Leslie Nichols	1984-85	27	497	18.4
7. Leslie Nichols	1983-84	27	496	18.4
8. Stacey Reed	1993-94	28	509	18.2
9. Victoria Dunlap	2009-10	35	633	18.1
10. Makayla Epps	2016-17	33	583	17.7
Bebe Croley	1986-87	28	495	17.7

FIELD GOALS MADE

Player	Season	G	FGA	FGM
1. Valerie Still	1981-82	32	565	329
2. Valerie Still	1982-83	28	456	273
3. Valerie Still	1980-81	30	447	260
4. Valerie Still	1979-80	29	463	256
5. Victoria Dunlap	2009-10	35	459	228
6. Makayla Epps	2016-17	33	481	221
7. Leslie Nichols	1984-85	27	423	211
8. Belitta Croley	1987-88	23	409	209
9. Sarah Elliott	2006-07	34	372	208
Leslie Nichols	1983-84	27	379	208

FIELD GOALS ATTEMPTED

Player	Season	G	FGM	FGA
1. Valerie Still	1981-82	32	329	565
2. Makayla Epps	2016-17	33	221	481
3. Valerie Still	1979-80	29	256	463
4. Victoria Dunlap	2009-10	35	228	459
5. Valerie Still	1982-83	28	273	456
6. Victoria Dunlap	2010-11	33	206	450
7. Valerie Still	1980-81	30	260	447
8. Sara Potts	2004-05	34	186	446
9. A'dia Mathies	2009-10	36	178	439
10. Makayla Epps	2015-16	32	207	438

3-POINT FIELD GOALS MADE

Player	Year	Pct	3FGA	3FG
1. Sara Potts	2004-05	.363	223	81
2. Sara Potts	2002-03	.454	163	74
3. A'dia Mathies	2012-13	.422	173	73
4. Jennifer O'Neill	2012-13	.356	188	67
5. Sara Potts	2003-04	.354	186	66
6. Stacey Reed	1992-93	.386	168	65
Keyla Snowden	2010-11	.380	171	65
8. Shaunda Roberts	1995-96	.367	174	64
9. Keyla Snowden	2011-12	.345	174	60
10. Jenny Pfeiffer	2006-07	.324	176	57

3-POINT FIELD GOALS ATTEMPTED

Player	Year	Pct	3FG	3FGA
1. Sara Potts	2004-05	.363	81	223
2. Jennifer O'Neill	2012-13	.356	67	188
3. Jenny Pfeiffer	2006-07	.324	57	176
4. Shaunda Roberts	1995-96	.368	64	174
Keyla Snowden	2011-12	.345	60	174
6. A'dia Mathies	2012-13	.422	73	173
7. Stacey Reed	1992-93	.387	65	168
8. Jennifer O'Neill	2014-15	.323	54	167
9. Maci Morris	2016-17	.345	53	164
10. Carly Morrow	2008-09	.294	48	163

3-POINT FIELD GOAL PCT. (MIN. 100 ATT.)

Player	Year	3FG	3FGA	Pct
1. Sara Potts	2002-03	74	163	45.4
2. A'dia Mathies	2012-13	73	173	42.2
3. Tiffany Wait	1998-99	46	110	41.8
4. Carly Ormerod	2005-06	49	118	41.5
5. Maci Morris	2015-16	49	125	39.2
6. Janee Thompson	2015-16	56	144	38.9
7. Stacey Reed	1992-93	65	168	38.7
8. Keyla Snowden	2009-10	51	132	38.6
9. Jodie Whitaker	1987-88	48	126	38.1
10. Keyla Snowden	2010-11	65	171	38.0

FREE THROWS MADE

Player	Season	G	FTA	FTM
1. Pam Browning	1976-77	26	263	196
2. Victoria Dunlap	2009-10	35	254	175
3. Valerie Still	1982-83	28	212	154
4. Valerie Still	1981-82	32	199	136
5. Valerie Still	1979-80	29	183	129
6. Stacy McIntyre	1991-92	30	124	160
7. Victoria Dunlap	2010-11	33	206	145
8. Bria Goss	2013-14	35	141	127
9. Evelyn Akhator	2016-17	33	183	126
10. Stacey Reed	1993-94	28	162	123

FREE THROWS ATTEMPTED

Player	Season	G	FTM	FTA
1. Pam Browning	1976-77	26	196	263
2. Victoria Dunlap	2009-10	25	175	254
3. Valerie Still	1982-83	28	154	212
4. Victoria Dunlap	2010-11	33	145	206
5. Valerie Still	1981-82	32	136	199
6. Evelyn Akhator	2016-17	33	126	183
Valerie Still	1979-80	29	129	183
8. A'dia Mathies	2010-11	34	121	178
9. Makayla Epps	2014-15	34	114	165
10. Stacey Reed	1993-94	28	123	162

FREE THROW PERCENTAGE (MIN. 50 ATT.)

Player	Season	FTM	FTA	Pct
1. Bria Goss	2013-14	127	141	.901
2. Jenny Pfeiffer	2005-06	94	106	.887
3. Amani Franklin	2008-09	69	78	.885
4. Maci Morris	2016-17	74	84	.881
5. Sara Potts	2004-05	49	58	.865
6. Jenny Pfeiffer	2006-07	69	80	.863
7. SeSe Helm	2001-02	62	72	.861
8. Keyla Snowden	2011-12	63	54	.857
9. Jenny Pfeiffer	2003-04	51	60	.850
Kristi Cushenberry	1988-89	85	100	.850

REBOUNDS

Player	Season	G	Avg	Reb
1. Valerie Still	1981-82	32	14.3	457
2. Valerie Still	1979-80	29	13.9	403
3. Debra Oden	1977-78	35	10.6	371
4. Evelyn Akhator	2016-17	33	10.8	358
5. Jennifer Humphrey	2006-07	34	10.3	351
6. Valerie Still	1982-83	28	12.0	336
7. Valerie Still	1980-81	30	10.9	329
8. Evelyn Akhator	2015-16	33	9.3	306
9. Samarie Walker	2013-14	35	8.7	305
10. Victoria Dunlap	2009-10	35	8.4	293
Samarie Walker	2012-13	36	8.1	293

REBOUNDING AVERAGE

Player	Season	G	Reb	Avg
1. Valerie Still	1981-82	32	457	14.3
2. Valerie Still	1979-80	29	403	13.9
3. Valerie Still	1982-83	28	336	12.0
4. Valerie Still	1980-81	30	329	10.9
5. Evelyn Akhator	2016-17	33	358	10.8
6. Debra Oden	1977-78	35	371	10.6
7. Jennifer Humphrey	2006-07	34	351	10.3
8. Evelyn Akhator	2015-16	33	306	9.3
9. Leslie Nichols	1984-85	29	247	9.1

Victoria Dunlap	2008-09	32	290	9.1
10. Kim Denkins	1995-96	27	242	9.0

ASSISTS

Player	Season	G	Avg	Assists
1. Patty Jo Hedges	1981-82	32	6.53	209
2. Patty Jo Hedges	1982-83	28	7.14	200
3. Sandy Harding	1986-87	28	6.60	185
4. Sandy Harding	1985-86	28	6.53	183
5. Patty Jo Hedges	1980-81	31	5.83	181
6. Jodie Whitaker	1987-88	29	6.10	177
7. Sandy Harding	1984-85	27	6.29	170
8. Sandy Harding	1983-84	28	6.00	168
9. Rita Adams	2001-02	29	5.58	162
10. Amber Smith	2009-10	36	4.47	161

BLOCKS

Player	Season	G	Avg	Blks
1. Victoria Dunlap	2009-10	35	1.885	66
2. Sarah Elliott	2007-08	33	1.696	56
Samarie Walker	2012-13	36	1.555	56
4. Valerie Still	1980-81	31	1.709	53
Azia Bishop	2014-15	33	1.606	53
6. DeNesha Stallworth	2012-13	35	1.486	52
7. Sarah Elliott	2006-07	34	1.471	50
8. Sarah Elliott	2004-05	34	1.484	49
Victoria Dunlap	2010-11	33	1.484	49
10. Valerie Still	1979-80	29	1.586	46

BLOCKS PER GAME (MIN. 30 BLOCKS)

Player	Season	G	Blks	Avg
1. Victoria Dunlap	2009-10	35	66	1.888
2. Valerie Still	1980-81	31	53	1.709
3. Sarah Elliott	2007-08	33	56	1.696
4. Azia Bishop	2014-15	33	53	1.606
5. Valerie Still	1979-80	29	46	1.586
6. Samarie Walker	2012-13	36	56	1.555
7. Pattresha Leonard	1990-91	29	44	1.517
8. DeNesha Stallworth	2012-13	35	52	1.486
9. Sarah Elliott	2004-05	34	49	1.484
10. Shantia Owens	1999-2000	29	43	1.482

STEALS

Player	Season	G	Avg	Stls
1. Victoria Dunlap	2009-10	35	3.0	107
2. Leslie Nichols	1985-86	29	3.6	104
Rita Adams	2001-02	29	3.6	104
4. Victoria Dunlap	2010-11	33	3.0	100
5. Stacey Reed	1993-94	28	3.5	97
6. A'dia Mathies	2009-10	36	2.6	93
7. Malinka Salhi	1989-90	31	2.9	90
8. A'dia Mathies	2011-12	34	2.6	87
9. Patty Jo Hedges	1980-81	31	2.5	78
10. Stacey Reed	1994-95	28	2.7	75

STEALS PER GAME (MIN. 30 STEALS)

Player	Season	G	Stls	Avg
1. Leslie Nichols	1985-86	29	104	3.586
Rita Adams	2001-02	29	104	3.586
3. Stacey Reed	1993-94	28	97	3.464
4. Victoria Dunlap	2009-10	35	107	3.057
5. Malinka Salhi	1989-90	31	90	2.903
6. Leslie Nichols	1984-85	27	74	2.740
7. Stacey Reed	1994-95	28	75	2.678
8. A'dia Mathies	2009-10	36	93	2.583
9. A'dia Mathies	2011-12	34	87	2.485



KENTUCKY INDIVIDUAL SINGLE-GAME RECORDS

SCORING

Player, Opponent (Date)	PTS
1. Jennifer O'Neill vs. Baylor (12/6/13)	43
2. Makayla Epps vs. Mississippi State (2/12/15)	42
Valerie Still vs. Charleston (12/19/82)	42
4. Valerie Still vs. Florida (2/20/82)	41
5. Bebe Croley vs. Morehead State (12/20/87)	40
6. Valerie Still vs. Indiana (12/6/80)	39
7. Valerie Still vs. Indiana (12/15/79)	38
Valerie Still vs. Ohio State (12/2/82)	38
Valerie Still @ Rutgers (2/16/83)	38
10. Valerie Still vs. Indiana State (1/17/81)	37

FIELD GOALS MADE

Player, Opponent (Date)	FGM
1. Makayla Epps vs. Mississippi State (2/12/15)	18
Valerie Still @ Florida (2/20/82)	18
3. Valerie Still @ Rutgers (2/16/83)	16
Valerie Still vs. Seton Hall (12/5/81)	16
Valerie Still @ Georgia (2/6/82)	16
Valerie Still @ Murray State (12/10/80)	16
7. Jocelyn Mills vs. Florida (2/28/93)	15
Lisa Collins vs. Vanderbilt (2/20/84)	15
Lea Wise vs. Illinois (3/14/82)	15
Valerie Still vs. Indiana State (1/17/81)	15
Valerie Still vs. Indiana (12/15/79)	15

FIELD GOALS ATTEMPTED

Player, Opponent (Date)	FGA
1. Jennifer O'Neill vs. Baylor (12/6/13)	31
2. Makayla Epps vs. Mississippi State (2/12/15)	30
3. Pam Browning @ Central Missouri (12/18/76)	29
4. Stacey Reed @ Florida (1/4/94)	28
Stacey Reed @ Ohio State (12/4/94)	28
6. Valerie Still vs. Rutgers (1/12/80)	27
7. Makayla Epps vs. South Carolina (3/4/17)	26
Stacey Reed vs. Mississippi State (1/16/94)	26
Jodie Whitaker vs. Tennessee (3/5/88)	26
10. Sara Potts vs. Tennessee (1/29/04)	25
Valerie Still @ Murray State (12/10/80)	25

FIELD GOAL PERCENTAGE (MIN. 10 ATTEMPTS)

Player, Opponent (Date)	Pct
1. Lisa Collins vs. LSU (3/3/84)	100.0 [10-10]
2. Lea Wise vs. Illinois (3/14/82)	.938 [15-16]
3. Sandy Harding vs. Alabama (2/7/87)	.909 [10-11]
4. Jennifer Humphrey vs. Miss. St. (1/25/07)	.900 [9-10]
Sarah Elliott vs. Nicholls State (12/21/04)	.900 [9-10]
Rita Adams vs. Sam Houston St. (11/23/01)	.900 [9-10]
Karri Koach @ Miss. St. (1/15/95)	.900 [9-10]
Josh Mills vs. Morehead State (2/20/90)	.900 [9-10]
9. Karen Mosley vs. National College (2/22/84)	.867 [13-15]
10. Evelyn Akhator vs. Alabama (1/12/17)	.857 [12-14]
Valerie Still vs. Louisville (2/29/80)	.857 [12-14]

3-POINT FIELD GOALS MADE

Player	Opp (Date)	3FGA	3FG
1. Sara Potts	High Point (1/6/04)	12	7
	Chattanooga (3/20/05)	14	7
3. Makenzie Cann	New Hamp. (11/17/16)	8	6
A'dia Mathies	Dayton (3/26/13)	7	6
Keyla Snowden	UT Martin (12/22/09)	6	6
Keyla Snowden	Arkansas Pine Bluff	12	6
Sara Potts	@ Alabama (2/23/03)	10	6
Jenny Pfeiffer	Long Island (12/15/02)	8	6
Tedra Eberhart	Detroit-Mercy (12/1/93)	10	6
Jenny Pfeiffer	Alabama (2/26/06)	12	6
	Florida (1/12/06)	9	6

3-POINT FIELD GOALS ATTEMPTED

Player	Opp (Date)	3FG	3FGA
1. Shaunda Roberts	So. Carolina (1/24/96)	5	17
2. Jennifer O'Neill	Central Mich. (11/22/14)	5	15
3. Sara Potts	Chattanooga (3/20/05)	7	14
4. Jennifer O'Neill	Texas A&M (3/10/13)	2	13
Shaunda Roberts	Marshall (2/8/96)	3	13
Shaunda Roberts	Auburn (3/1/96)	4	13
Stacey Reed	Western Ky. (12/10/93)	5	13
Jenny Pfeiffer	Oakland (3/15/07)	5	13
Keyla Snowden	LSU (3/3/12)	5	13
10. Sara Potts	High Point (1/6/04)	7	12
Sara Potts	Tennessee (1/29/04)	5	12
Rita Adams	at Auburn (2/6/03)	4	12
Mia Daniel	Auburn (1/16/93)	4	12
Jenny Pfeiffer	Alabama (2/26/06)	6	12
Jenny Pfeiffer	Old Dominion (11/18/06)	5	12
Keyla Snowden	Arkansas-PB (12/21/10)	6	12
Keyla Snowden	Notre Dame (11/21/10)	5	12
Jennifer O'Neill	at Duke (12/21/14)	2	12

FREE THROWS MADE

Player, Opponent (Date)	FTM
1. Bernisha Pinkett vs. Vanderbilt (1/23/11)	15
2. Stacy McIntyre vs. Houston (11/30/92)	14
Valerie Still vs. Charleston (12/19/82)	14
4. Jennifer O'Neill vs. Baylor (12/6/13)	13
Pam Browning vs. Eastern Kentucky (1976-77)	13
Tiffany Wait at Miami (12/20/97)	13
Erica Jackson at Ohio State (11/19/98)	13
Tiffany Wait vs. Georgia (2/7/99)	13
Lydia Watkins at South Alabama (12/30/07)	13
Victoria Dunlap vs. Butler (11/15/09)	13

FREE THROWS ATTEMPTED

Player, Opponent (Date)	FTA
1. Jennifer O'Neill vs. Baylor (12/6/13)	19
2. Erica Jackson at Ohio State (11/19/98)	18
Bernisha Pinkett vs. Vanderbilt (1/23/11)	18
Victoria Dunlap at Arkansas (1/6/11)	18
5. Liz Lukschu vs. Morehead (1/22/80)	17
Karen Mosely vs. Auburn (2/2/86)	17
Victoria Dunlap vs. MTSU (12/28/09)	17
A'dia Mathies vs. Liberty (3/20/10)	17
9. Pam Browning vs. Mt. St. Joseph (2/21/77)	16
Valerie Still vs. Charleston (12/19/82)	16
Debbie Miller vs. Tennessee (1/24/86)	16

FREE THROW PERCENTAGE (MIN. 10 ATTEMPTS)

Player, Opponent (Date)	Pct
1. Stacey McIntyre vs. Houston (11/30/92)	[14-of-14] 100.0
Lydia Watkins vs. South Alabama (12/30/07)	[13-of-13] 100.0
Makayla Epps vs. Ole Miss (1/21/16)	[12-of-12] 100.00
Bria Goss vs. Grambling State (12/29/13)	[12-of-12] 100.0
Jenny Pfeiffer vs. Xavier (12/10/03)	[11-of-11] 100.0
Bria Goss vs. Missouri (1/12/14)	[10-of-10] 100.0
Jennifer O'Neill at DePaul (12/12/13)	[10-of-10] 100.0
Kristi Cushenberry vs. Ole Miss (2/23/92)	[10-of-10] 100.0
Bebe Croley vs. Vanderbilt (3/4/88)	[10-of-10] 100.0
Patty Jo Hedges vs. Cincinnati (11/27/82)	[10-of-10] 100.0
Tiffany Wait vs. LSU (2/26/99)	[10-of-10] 100.0
Taylor Murray vs. Missouri (1/30/17)	[10-of-10] 100.0

REBOUNDS

Player	Opponent (Date)	Reb
1. Valerie Still	National College (2/9/82)	27
2. Valerie Still	Rutgers (1/12/80)	26
3. Pam Browning	UT-Martin (1/22/77)	23
Victoria Dunlap	Louisville (12/5/10)	23
Evelyn Akhator	Ohio State (3/19/17)	23
5. Valerie Still	UT-Chattanooga (11/30/81)	21
6. Valerie Still	Charleston (12/19/82)	20
Debra Oden	Morehead (3/4/78)	20
Jennifer Humphrey	Auburn (1/21/07)	20
DeNesha Stallworth	Mississippi State (2/27/14)	20
10. J. Humphrey	Arkansas (3/1/07)	19

ASSISTS

Player	Opponent (Date)	Assists
1. Patty Jo Hedges	Cincinnati (1/15/82)	16
2. Patty Jo Hedges	LSU (2/27/82)	15
Sandy Harding	Dayton (1/14/86)	15
4. Patty Jo Hedges	Memphis State (1/3/83)	14
Jodie Whitaker	East Carolina (11/28/87)	14
6. Tracye Davis	Tennessee State (1/30/88)	13
7. Stacey Reed	Detroit (12/1/93)	12
Jodie Whitaker	Miami (2/8/86)	12
Leslie Nichols	Detroit (2/26/86)	12

BLOCKS

Player	Opponent (Date)	Blks
1. DeNesha Stallworth	Texas A&M (2/18/13)	7
2. Azia Bishop	Tennessee State (12/28/14)	6
Laura Meadows	Nebraska (11/29/99)	6
Lisa Ellis	Middle Tennessee (1/8/89)	6
Jody Runge	Memphis State (1/31/82)	6
Sarah Elliott	NCA&T (12/6/05)	6
7. Sarah Elliott	West Virginia (3/28/05)	5
Shantia Owens	Ole Miss (1/10/99)	5
Shantia Owens	Winthrop (1/3/00)	5
Lisa Ellis	Kentucky State (1/16/89)	5
Leslie Nichols	Old Dominion (1/10/86)	5
Sarah Elliott	Louisville (12/20/07)	5
Sarah Elliott	James Madison (3/26/08)	5
Sarah Elliott	Marquette (3/30/08)	5
Jenn'e Jackson	Furman (12/6/08)	5
Victoria Dunlap	Mississippi State (3/6/10)	5
Azia Bishop	Central Michigan (11/17/13)	5
DeNesha Stallworth	Wright State (3/22/14)	5

STEALS

Player	Opponent (Date)	Steals
1. Leslie Nichols	Louisville (2/14/86)	11
2. Rita Adams	VCU (12/16/01)	9
A'dia Mathies	Nebraska Omaha (11/23/11)	9
4. 13 players		8
Last, Victoria Dunlap vs. Louisville (12/20/09) and A'dia Mathies vs. Mississippi Valley State (1/1/10)		





SCORING

TEAM RECORDS

MOST POINTS

Half: 64 vs. Miami (2/8/86, 2nd half) and Nebraska (3/13/99, 2nd half)

1st Period: 27 vs. Morehead St. (11/28/15) and Tenn. St. (11/28/15)

2nd Period: 33 vs. Florida (3/4/16)

3rd Period: 30 vs. New Hampshire (11/17/16)

4th Period: 32 vs. South Carolina (2/26/17)

Game: 133 vs. Baylor (4OT) (12/6/13)

By an Opponent: 130 vs. Baylor (4OT) (12/6/13)

Game (both teams): 263 - UK 133 vs. Baylor 130 (4OT)(12/6/13)

Home Floor: 121 vs. Kentucky State (11/24/89)

Opponent's Floor: 107 @ Detroit (12/28/83)

Season: 2,845 (2013-14) (35 games)

In a Losing Game: 94 @ Ohio State (1/7/92) and vs. Dayton (3/21/15)

Largest Halftime Lead: 41 vs. Grambling State [60-19] (12/29/13)

Largest Deficit Overcome to Win a Game:

-19 - Miami (Ohio), 53-34, 16:27 in second half, (won, 77-71) 11/21/00

Margin of Victory: 77 vs. Kentucky State [121-44] (11/24/89)

HIGHEST SCORING AVERAGE

Season: 83.5 (1979-80) [2,421 in 29 games]

HIGHEST SCORING MARGIN

Season: +17.5 (2011-12)

FEWEST POINTS

Game: 38, three times, last vs. Georgia Southern (11/13/13)

1st Period: 8 vs. Missouri (1/5/17)

Opp: 2 - Rice (11/13/15)

2nd Period: 5 at Arizona State (11/15/15)

Opp: 2 - Morehead State (11/23/17)

3rd Period: 10 vs. UT (1/25/16) and vs. Auburn (1/17/16)

Opp: 4 - Jackson State (11/29/15)

4th Period: 8 at Middle Tennessee State (12/13/15)

Opp: 3 - Jackson State (11/29/15)

Season: 1,657 (1996-97) [27 games]

Both Teams: 88 (UK 43 @ Arkansas 45) (1/23/93)

Allowed in a Season: 2,054 (2000-01) [27 games]

Allowed in a Game: 23 vs. Alcorn State (12/28/12)

Half by an Opponent: 9 vs. Charleston So. (12/10/04)

Worst Defeat: 72 vs. Tennessee [38-110] (1/21/01)

INDIVIDUAL RECORDS

POINTS SCORED

Game: 43, Jennifer O'Neill vs. Baylor (12/6/13)

Season: 794, Valerie Still (1981-1982)

Career: 2,763, Valerie Still (1979-83)

HIGHEST SCORING AVERAGE

Season (min. 20 games): 25.5, Pam Browning (1976-77)

Career (min. 40 games): 23.2, Valerie Still (1979-83)

CAREER LEADERS

SCORING AVERAGE

Player	Career	G	Pts	Avg
1. Valerie Still	1979-83	119	2,763	23.2
2. Leslie Nichols	1982-86	111	1,797	18.2
3. Pam Browning	1974-78	n/a	1,598	14.9
4. A'dia Mathies	2010-13	140	2,014	14.4
5. Bebe Croley	1984-88	94	1,399	14.2
6. Victoria Dunlap	2008-11	133	1,846	13.9
7. SeSe Helm	2000-04	108	1,487	13.8
8. Evelyn Akhator	2015-17	66	906	13.7
9. Makayla Epps	2013-17	133	1,790	13.5
10. Sara Potts	2001-05	117	1,563	13.4

SINGLE-SEASON LEADERS

POINTS

Player	Season	G	Avg	Pts
1. Valerie Still	1981-82	32	24.8	794
2. Valerie Still	1982-83	28	25.0	700
3. Pam Browning	1976-77	26	25.5	663
4. Valerie Still	1979-80	29	22.1	641
5. Victoria Dunlap	2009-10	35	18.1	633
6. Valerie Still	1980-81	30	20.9	628
7. Makayla Epps	2016-17	33	17.7	583
8. A'dia Mathies	2012-13	36	16.1	579
9. Victoria Dunlap	2010-11	33	17.0	562
10. Makayla Epps	2015-16	32	17.1	546

BY A FRESHMAN:

Valerie Still	1979-80	29	22.1	641
A'dia Mathies	2009-10	36	13.6	491
Bria Goss	2011-12	35	11.0	384
Samantha Mahoney	2004-05	34	10.6	362
Kristi Cushenberry	1988-89	28	12.9	361

BY A SOPHOMORE:

Valerie Still	1980-81	30	20.9	628
Makayla Epps	2014-15	34	14.9	506
Leslie Nichols	1983-84	27	18.4	496

A'dia Mathies	2010-11	34	12.8	435
Victoria Dunlap	2008-09	32	12.8	411

BY A JUNIOR:

Valerie Still	1980-82	28	26.6	746
Victoria Dunlap	2009-10	35	18.1	633
A'dia Mathies	2011-12	35	5.0	509

BY A SENIOR:

Valerie Still	1982-83	28	25.0	700
Makayla Epps	2016-17	33	17.7	583
Victoria Dunlap	2010-11	33	17.0	562
Evelyn Akhator	2016-17	33	15.9	526
Leslie Nichols	1985-86	29	16.7	486

SCORING AVERAGE

Player	Season	G	Pts	Avg
1. Pam Browning	1976-77	26	663	25.5
2. Valerie Still	1982-83	28	700	25.0
3. Valerie Still	1981-82	32	794	24.8
4. Valerie Still	1979-80	29	641	22.1
5. Valerie Still	1980-81	31	628	20.9
6. Leslie Nichols	1984-85	27	497	18.4
Leslie Nichols	1983-84	27	496	18.4
8. Stacey Reed	1993-94	28	509	18.2
9. Victoria Dunlap	2009-10	35	633	18.1
10. Makayla Epps	2016-17	33	583	17.7
Bebe Croley	1986-87	28	495	17.7

GAME LEADERS

POINTS

Player, Opponent (Date)	Pts
1. Jennifer O'Neill vs. Baylor (12/6/13)	43
2. Valerie Still vs. Charleston (12/19/82)	42
Makayla Epps vs. Mississippi State (2/12/15)	42
4. Valerie Still vs. Florida (2/20/82)	41
5. Bebe Croley vs. Morehead State (12/20/87)	40
6. Valerie Still vs. Indiana (12/6/80)	39
7. Valerie Still vs. Indiana (12/15/79)	38
Valerie Still vs. Ohio State (12/2/82)	38
Valerie Still @ Rutgers (2/16/83)	38
10. Valerie Still vs. Indiana State (1/17/81)	37

BY A FRESHMAN:

Valerie Still vs. Indiana (12/15/79) 38

BY A SOPHOMORE:

Makayla Epps vs. Mississippi State (2/12/15) 42

BY A JUNIOR:

Jennifer O'Neill vs. Baylor (12/6/13) 43

BY A SENIOR:

Valerie Still vs. Charleston (12/19/82) 42

MOST POINTS IN FIRST VARSITY GAME (SINCE 1979-80)

Player, Opponent (Date)	Pts
1. Maria Donhoff vs. n/a (1977-78)	20
Laura Meadows @ Indiana (11/18/97)	20
3. Valerie Still at Cincinnati (12/1/79)	18
4. Carly Ormerod vs. IUPUI (11/18/05)	17
5. Mary Custard vs. American (11/25/88)	14
6. Pattresa Leonard vs. Kentucky State (11/24/89)	13
A'dia Mathies vs. Boston (11/13/09)	13
7. Debbie Hoskins vs. Louisville (11/27/87)	12
Josh Mills vs. Kentucky State (11/24/89)	12
Bernisha Pinkett vs. Morehead (11/12/10)	12
10. Tracye Davis vs. Louisville (11/27/87)	11
Carly Morrow vs. USC-Upstate (11/10/07)	11
Kyvin Goodin-Rogers vs. Appalachian State (11/14/14)	11



Makayla Epps finished her career as the fifth-best scorer in program history with 1,790 career points.



YEAR-BY-YEAR SCORING - TOTAL POINTS LEADERS

Year	Player	Cl	Pos.	G	Pts	Avg.
1974-75	Pam Browning	FR	C	26	297	11.4
1975-76	Pam Browning	SO	C	20	268	13.4
1976-77	Pam Browning	JR	C	26	663	25.5
1977-78	Maria Donhoff	FR	G	33	413	12.5
1978-79	Liz Lukschu	SO	C	29	400	14.8
1979-80	Valerie Still	FR	C	29	641	22.1
1980-81	Valerie Still	SO	C	31	628	20.9
1981-82	Valerie Still	JR	C	32	794	24.8
1982-83	Valerie Still	SR	C	28	700	25.0
1983-84	Leslie Nichols	SO	F	27	496	18.4
1984-85	Leslie Nichols	JR	F	27	497	18.4
1985-86	Leslie Nichols	SR	F	29	486	16.7
1986-87	Bebe Croley	JR	F	28	495	17.7
1987-88	Bebe Croley	SR	F	23	402	17.5
1988-89	Kristi Cushenberry	FR	G/F	28	361	12.9
1989-90	Vanessa Foster-Sutton	SR	C	31	388	12.5
1990-91	Stacy McIntyre	JR	F	29	434	15.0
1991-92	Stacy McIntyre	SR	F	30	483	16.1
1992-93	Jocelyn Mills	SR	C	28	432	15.4
1993-94	Stacey Reed	JR	G	28	509	18.2
1994-95	Stacey Reed	SR	G	28	387	13.8
1995-96	Shaunda Roberts	SO	F	27	481	17.8
1996-97	Shaunda Roberts	JR	F	24	182	13.0
1997-98	Jaye Barnes	JR	F	28	411	14.7
1998-99	Tiffany Wait	JR	G	32	437	13.7
1999-2000	LaTonya McDole	SO	F	29	335	11.6
2000-01	LaTonya McDole	JR	F	27	345	12.8
2001-02	Selia "SeSe" Helm	SO	C	29	492	17.0
2002-03	Rita Adams	SR	G	25	340	13.6
2003-04	Sara Potts	JR	G/F	28	469	16.8
2004-05	Sara Potts	SR	G/F	33	530	15.6
2005-06	Sam Mahoney	SO	G	31	370	11.9
2006-07	Sarah Elliott	JR	C	34	460	13.5
2007-08	Sam Mahoney	SR	G	33	448	13.6
2008-09	Victoria Dunlap	SO	F	32	411	12.8
2009-10	Victoria Dunlap	JR	F	35	633	18.1
2010-11	Victoria Dunlap	SR	F	34	562	17.0
2011-12	A'dia Mathies	JR	G	34	509	15.0
2012-13	A'dia Mathies	SR	G	36	579	16.1
2013-14	Jennifer O'Neill	JR	G	35	441	12.6
2014-15	Makayla Epps	SO	G	34	506	14.9
2015-16	Makayla Epps	JR	G	32	546	17.1
2016-17	Makayla Epps	SR	G	33	583	17.7


ALL-TIME LEADING SCORERS - VARSITY CAREER (1,000-PT CLUB)

Player (Position)	Years	Seasons	Games	Average	Points
1. Valerie Still (C)	4	1979-83	119	23.2	2,763
2. A'dia Mathies (G)	4	2010-2013	140	14.4	2,014
3. Victoria Dunlap (F)	4	2008-2011	133	13.9	1,846
4. Leslie Nichols (F)	4	1982-86	111	18.2	1,797
5. Makayla Epps (G)	4	2013-2017	133	13.5	1,790
6. Samantha Mahoney (G)	4	2005-2008	132	12.1	1,601
7. Pam Browning (C)	4	1974-78	107	14.9	1,598
8. Sara Potts (G/F)	4	2001-2005	117	13.4	1,563
9. Sarah Elliott (C)	4	2005-2008	132	11.4	1,502
10. Elisabeth Lukschu (C)	4	1977-81	119	12.5	1,488
11. Selia "SeSe" Helm (C)	4	2000-2004	108	13.8	1,487
12. Stacey Reed (G)	4	1991-95	114	13.0	1,482
13. Jennifer O'Neill (G)	5	2010-2015	133	10.9	1,449
14. Tiffany Wait (G)	5	1995-2000	122	11.8	1,445
15. Jodie Whitaker (G)	4	1985-89	111	12.9	1,433
16. Kristi Cushenberry (G)	4	1988-92	118	11.5	1,358
17. Belitta Croley (F)	4	1984-88	94	14.2	1,339
18. Bria Goss (G)	4	2012-2015	134	9.8	1,318
19. Stacy McIntyre (F)	4	1988-92	116	10.5	1,215
20. Maria Donhoff (G)	4	1977-81	121	9.8	1,187
21. LaTonya McDole (F)	4	1998-2002	117	10.1	1,180
22. Lea Wise (G)	4	1979-83	120	9.8	1,179
23. Patty Jo Hedges (G)	4	1979-83	120	9.8	1,176
24. Jocelyn Mills (C)	4	1989-93	103	11.4	1,170
25. Karen Mosley (F)	4	1982-86	109	10.4	1,135
26. Janet Timperman (G)	4	1975-79	N/A	N/A	1,080
27. Tedra Eberhart (G)	4	1990-94	113	9.5	1,071
28. Kim Denkins (C)	4	1994-98	107	9.9	1,057
29. Debbie Miller (G)	4	1983-87	109	8.5	1,031
30. Laura Meadows (F)	3	1997-2000	89	11.5	1,024
Jane Thompson (G)	4	2012-2016	119	8.6	1,024
32. Sandy Harding (G)	4	1983-87	111	9.2	1,023

QUICKEST TO 1,000 POINTS (BY GAMES PLAYED)

Name	Years	Games to 1,000	Date	Opponent	Total Points	Total Games
1. Valerie Still	1979-83	44	1/27/81	Eastern Kentucky	2,763	119
2. Leslie Nichols	1982-86	66	12/29/84	Old Dominion	1,797	111
3. Selia Helm	2000-2004	73	2/9/03	Vanderbilt	1,487	108
4. A'dia Mathies	2010-2013	74	11/19/11	Southern Miss	1,435	104
5. Victoria Dunlap	2008-2011	85	1/31/10	Mississippi State	1,846	133

Valerie Still is the all-time leading scorer in program history with 2,763 points - which is 749 points more than any other player in UK history.





FIELD GOALS

TEAM RECORDS

FIELD GOALS MADE

Game: 53 vs. Kentucky State (11/24/89)
Season: 1,096 (1977-78)

FIELD GOALS ATTEMPTED

Game: 101 vs. Marshall (2/1/78)
Season: 2,550 (1977-78)

FIELD GOAL PERCENTAGE

First Half: .755 vs. Marshall (11/22/85) [25-of-34]
Second Half: .833 vs. Alabama (2/7/87) [20-of-24]
1st Period: 71.4% vs. Washington State (12/21/16)
2nd Period: 68.8% at Florida (1/31/16)
3rd Period: 81.8% vs. Belmont (3/17/17)
4th Period: 76.9% (twice) last vs. Morehead St. (11/23/16)
Game: .741 vs. Alabama (2/7/87) [35-of-49]
Season: .513 (1983-84) [897-of-1,747]
By an Opponent in a Season: .473 (2000-01) [756-of-1,600]

INDIVIDUAL RECORDS

FIELD GOALS MADE

Game: 18, Valerie Still @ Florida (2/20/82) and Makayla Epps vs. Mississippi State (2/12/15)
Season: 329, Valerie Still (1981-82)
Career: 1,118, Valerie Still (1979-83)

FIELD GOALS ATTEMPTED

Game: 31, Jennifer O'Neill vs. Baylor (12/6/13)
Season: 565, Valerie Still (1981-82)
Career: 1,931, Valerie Still (1979-83)

FIELD GOAL PERCENTAGE

Game (min. 10 made): 1.000, Lisa Collins vs. LSU (3/3/84) [10-of-10]
Season (min. 100 att.): .617, Liz Lukschu (1979-80) [169-of-275]
Career (min. 400 att.): .586, Liz Lukschu (1977-81) [586-of-999]

CAREER LEADERS

FIELD GOALS MADE

Player	Seasons	G	FGA	FGM
1. Valerie Still	1979-83	123	1,931	1,118
2. Leslie Nichols	1982-86	111	1,448	757
3. A'dia Mathies	2010-13	140	1,687	712
4. Victoria Dunlap	2008-11	133	1,473	696
5. Makayla Epps	2013-17	133	1,449	668
6. Sarah Elliott	2005-08	132	1,221	657
7. SeSe Helm	2000-04	108	1,195	590
8. Elisabeth Lukschu	1977-81	119	999	586
9. Jodie Whitaker	1985-89	111	1,317	571
10. Belitta Croley	1984-88	94	1,148	569

FIELD GOALS ATTEMPTED

Player	Seasons	G	FGM	FGA
1. Valerie Still	1979-83	123	1,118	1,931
2. A'dia Mathies	2010-13	140	712	1,687
3. Victoria Dunlap	2008-11	133	696	1,473
4. Makayla Epps	2013-17	133	668	1,449
5. Leslie Nichols	1982-86	111	757	1,448
6. Sam Mahoney	2005-08	132	560	1,436
7. Sara Potts	2001-05	117	552	1,389
8. Stacey Reed	1991-95	114	512	1,318
9. Jodie Whitaker	1985-89	111	571	1,317
10. Jennifer O'Neill	2011-15	133	472	1,255

FIELD GOAL PERCENTAGE (MIN. 400 ATTEMPTS)

Player	Seasons	FGM	FGA	Pct
1. Liz Lukschu	1977-81	586	999	.587
2. Valerie Still	1979-83	1,118	1,931	.578
3. Debbie Miller	1983-87	396	699	.560
4. Evelyn Akhator	2015-17	356	658	.541
5. Sarah Elliott	2005-08	657	1,221	.538
6. Leslie Nichols	1982-86	757	1,448	.523
7. J. Humphrey	2003-07	365	714	.511
8. Karen Mosley	1982-86	470	909	.510
9. Lisa Collins	1980-84	415	815	.509
10. DeNesha Stallworth	2013-14	332	662	.502

SINGLE-SEASON LEADERS

FIELD GOALS MADE

Player	Season	G	FGA	FGM
1. Valerie Still	1981-82	32	565	329
2. Valerie Still	1982-83	28	456	273
3. Valerie Still	1980-81	30	447	260
4. Valerie Still	1979-80	29	463	256
5. Victoria Dunlap	2009-10	35	459	228
6. Makayla Epps	2016-17	33	481	221
7. Leslie Nichols	1984-85	27	423	211
8. Belitta Croley	1987-88	23	409	209
9. Sarah Elliott	2006-07	34	372	208
Leslie Nichols	1983-84	27	379	208

BY A FRESHMAN:

256 Valerie Still (463 atts.)1979-80

BY A SOPHOMORE:

260 Valerie Still (447 atts.)1980-81

BY A JUNIOR:

329 Valerie Still (565 atts.)1981-82

BY A SENIOR:

273 Valerie Still (456 atts.)1982-83

FIELD GOALS ATTEMPTED

Player	Season	G	FGM	FGA
1. Valerie Still	1981-82	32	329	565
2. Makayla Epps	2016-17	33	221	481
3. Valerie Still	1979-80	29	256	463
4. Victoria Dunlap	2009-10	35	228	459
5. Valerie Still	1982-83	28	273	456
6. Victoria Dunlap	2010-11	33	206	450
7. Valerie Still	1980-81	30	260	447
8. Sara Potts	2004-05	34	186	446
9. A'dia Mathies	2009-10	36	178	439
10. Makayla Epps	2015-16	32	207	438

BY A FRESHMAN:

463 Valerie Still (made 256)1979-80

BY A SOPHOMORE:

447 Valerie Still (made 260)1980-81

BY A JUNIOR:

565 Valerie Still (made 329)1981-82

BY A SENIOR:

487 A'dia Mathies (made 207)2012-13

FIELD GOAL PERCENTAGE (MIN. 150 ATTEMPTS)

Player	Season	FGM	FGA	Pct
1. Liz Lukschu	1979-80	169	275	61.7
2. Debbie Miller	1985-86	138	229	60.3
3. Liz Lukschu	1980-81	161	268	60.0
4. Valerie Still	1982-83	273	456	59.9
5. V. Foster-Sutton	1989-90	143	243	58.8
6. Debbie Miller	1986-87	161	275	58.5
7. Valerie Still	1981-82	329	565	58.2
8. Valerie Still	1980-81	260	447	58.1
9. Jaye Barnes	1998-99	115	202	56.9
10. Evelyn Akhator	2016-17	200	352	56.8

BY A FRESHMAN:

55.8 Sarah Elliott (149-of-267)2004-05

BY A SOPHOMORE:

58.1 Valerie Still (260-of-447)1980-81

BY A JUNIOR:

61.7 Liz Lukschu (169-of-275)1979-80

BY A SENIOR:

60.0 Liz Lukschu (161-of-268)1980-81

SINGLE-GAME LEADERS

FIELD GOALS MADE

Player, Opponent (Date)	FGM
1. Makayla Epps vs. Mississippi State (2/12/15)	18
Valerie Still @ Florida (2/20/82)	18
3. Valerie Still @ Rutgers (2/16/83)	16
Valerie Still vs. Seton Hall (12/5/81)	16
Valerie Still @ Georgia (2/6/82)	16
Valerie Still @ Murray State (12/10/80)	16
7. Jocelyn Mills vs. Florida (2/28/93)	15
Lisa Collins vs. Vanderbilt (2/20/84)	15
Lea Wise vs. Illinois (3/14/82)	15
Valerie Still vs. Indiana State (1/17/81)	15
Valerie Still vs. Indiana (12/15/79)	15

FIELD GOALS ATTEMPTED

Player, Opponent (Date)	FGA
1. Jennifer O'Neill vs. Baylor (12/6/13)	31
2. Makayla Epps vs. Mississippi State (2/12/15)	30
3. Pam Browning @ Central Missouri (12/18/76)	29
4. Stacey Reed @ Florida (1/4/94)	28
Stacey Reed @ Ohio State (12/4/94)	28
6. Valerie Still vs. Rutgers (1/12/80)	27
7. Makayla Epps vs. South Carolina (3/4/17)	26
Stacey Reed vs. Mississippi State (1/16/94)	26
Jodie Whitaker vs. Tennessee (3/5/88)	26
10. Sara Potts vs. Tennessee (1/29/04)	25
Valerie Still @ Murray State (12/10/80)	25

FIELD GOAL PERCENTAGE (MIN. 10 ATTEMPTS)

Player, Opponent (Date)	Pct
1. Lisa Collins vs. LSU (3/3/84)	100.0 [10-10]
2. Lea Wise vs. Illinois (3/14/82)	.938 [15-16]
3. Sandy Harding vs. Alabama (2/7/87)	.909 [10-11]
4. Jennifer Humphrey vs. Miss. St. (1/25/07)	.900 [9-10]
Sarah Elliott vs. Nicholls State (12/21/04)	.900 [9-10]
Rita Adams vs. Sam Houston St. (11/23/01)	.900 [9-10]
Karri Koach @ Miss. St. (1/15/95)	.900 [9-10]
Josh Mills vs. Morehead State (2/20/90)	.900 [9-10]
9. Karen Mosley vs. National College (2/22/84)	.867 [13-15]
10. Evelyn Akhator vs. Alabama (1/12/17)	.857 [12-14]
Valerie Still vs. Louisville (2/29/80)	.857 [12-14]

YEAR-BY-YEAR FIELD GOAL PCT. LEADERS (MIN. 100 MADE)

Year	Name	Class	Pos.	FG	FGA	Pct.
1977-78	Liz Lukschu	Fr.	C	100	182	.550
1978-79	Liz Lukschu	So.	C	156	275	.567
1979-80	Liz Lukschu	Jr.	C	169	274	.617
1980-81	Liz Lukschu	Sr.	C	161	268	.600
1981-82	Valerie Still	Jr.	F/C	329	565	.582
1982-83	Valerie Still	Sr.	F/C	273	456	.599
1983-84	Leslie Nichols	So.	F	208	379	.549
1984-85	Leslie Nichols	Jr.	F	211	423	.499
1985-86	Debbie Miller	So.	C	138	229	.603
1986-87	Debbie Miller	Jr.	C	161	275	.583
1987-88	Belitta Croley	Jr.	F	166	322	.516
1988-89	Pam Shrum	Sr.	F/C	105	208	.505
1989-90	V. Foster-Sutton	Sr.	C	143	243	.588
1990-91	Jocelyn Mills	So.	C	136	279	.487
1991-92	Stacy McIntyre	Sr.	F	162	337	.481
1992-93	Jocelyn Mills	Sr.	C	174	344	.506
1993-94	Tedra Eberhart	Sr.	G/F	168	637	.458
1994-95	Stacey Reed	Sr.	G	149	377	.395
1995-96	Kim Denkins	So.	C	159	310	.513
1996-97	Tiffany Wait	So.	G	118	271	.435
1997-98	Jaye Barnes	Jr.	F	160	287	.557
1998-99	Jaye Barnes	Sr.	F	115	202	.569
1999-2000	Laura Meadows	Jr.	F	140	271	.517
2000-01	LaTonya McDole	Jr.	F	140	292	.479
2001-02	SeSe Helm	So.	C	198	388	.510
2002-03	SeSe Helm	Jr.	C	122	251	.486
2003-04	SeSe Helm	Sr.	C	155	310	.500
2004-05	Sarah Elliott	Fr.	C	149	267	.558
2005-06	Sarah Elliott	So.	C	149	273	.546
2006-07	Sarah Elliott	Jr.	C	208	372	.559
2007-08	Sarah Elliott	Sr.	C	151	309	.538
2008-09	Victoria Dunlap	So.	F	162	336	.482
2009-10	Victoria Dunlap	Jr.	F	228	459	.497
2010-11	Victoria Dunlap	Sr.	F	206	450	.417
2011-12	Samarie Walker	So.	F	88	182	.484
2012-13	Samarie Walker	Jr.	F	122	233	.524
2013-14	DeNesha Stallworth	Sr.	F	151	288	.524
2014-15	Makayla Epps	So.	G	184	414	.444
2015-16	Evelyn Akhator	Jr.	F	156	306	.510
2016-17	Evelyn Akhator	Sr.	F	200	352	.568



THREE-POINT FIELD GOALS

TEAM RECORDS

3-POINT FIELD GOALS MADE

Game: 14 vs. Mississippi State (1/8/12) [14-of-30]

Half: 11 vs. Detroit (12/1/93) [11 of 19]

1st Period: 5 at Arkansas (2/16/17)

2nd Period: 6 vs. Missouri (1/5/17)

3rd Period: 5 vs. New Hampshire (11/17/16)

4th Period: 5 at South Carolina (2/26/17)

Season: 240, 2012-13 [240-of-731 in 36 games]

Both Teams in a Game: 22, UK [14-of-30] - Mississippi State [8-of-11], 1/8/12

3-POINT FIELD GOALS ATTEMPTED

Game: 32 vs. UCLA (12/28/94) [8-of-32]

Season: 731 (2012-13) [240-of-731 in 36 games]

3-POINT FIELD GOAL PERCENTAGE

Game (min. 8 made): 78.6 vs. Miami (Ohio) [11-of-14], 12/21/02

Season: .380 (2002-03) [158-of-416 in 27 games]

INDIVIDUAL RECORDS

3-POINT FIELD GOALS MADE

Half: 5, Keyla Snowden vs. UT Martin (12/22/09) [5-of-6]; Amani Franklin vs. UC Santa Barbara (12/21/08) [5-of-6]; Sara Potts vs. Chattanooga (3/20/05) [7-of-14]; A'dia Mathies vs. Alabama (1/06/13) [5-of-7]

Game: 7, Sara Potts vs. High Point (1/6/04) [7-of-12]; Chattanooga (3/20/05) [7-of-14]

Season: 81, Sara Potts (2004-05) [81-of-223]

Career: 271, Sara Potts (2001-05) [271-of-719]

3-POINT FIELD GOALS ATTEMPTED

Game: 17, Shaunda Roberts vs. South Carolina (1/24/96) [5-of-17]

Season: 223, Sara Potts (2004-05) [81-223]

Career: 719, Sara Potts (2001-05) [271-of-719]

3-POINT FIELD GOAL PERCENTAGE

Game (min. 10 att.): 60.0, Sara Potts vs. Alabama (2/23/03)

[6-of-10]; Tedra Eberhart vs. Detroit-Mercy (12/1/93) [6-of-10]

Season (min. 100 att.): .454, Sara Potts (2002-03) [74-of-163]

Career (min. 200 att.): .397, Kristi Cushenberry (1988-92) [110-of-277]

CAREER LEADERS

3-POINT FIELD GOALS MADE

Player	Seasons	Pct	3FGA	3FG
1. Sara Potts	2001-05	.377	719	271
2. Jennifer O'Neill	2011-15	.349	564	197
3. A'dia Mathies	2010-13	.368	481	177
4. Keyla Snowden	2010-2012	.369	477	176
5. Stacey Reed	1991-95	.320	548	175
6. Jenny Pfeiffer	2003-07	.347	467	162
7. Tiffany Wait	1995-2000	.361	319	115
8. Sam Mahoney	2005-08	.318	355	113
9. Bria Goss	2012-15	.306	366	112
10. Kristi Cushenberry	1988-92	.397	277	110

3-POINT FIELD GOALS ATTEMPTED

Player	Seasons	Pct	3FG	3FGA
1. Sara Potts	2001-05	.377	271	719
2. Jennifer O'Neill	2011-Present	.349	197	564
3. Stacey Reed	1991-95	.320	176	548
4. A'dia Mathies	2010-13	.368	177	481
5. Keyla Snowden	2010-2012	.369	176	477
6. Jenny Pfeiffer	2003-07	.347	162	467
7. Carly Morrow	2008-11	.273	108	395
8. Christina Jansen	1992-96	.252	98	388
9. Bria Goss	2012-15	.306	112	366
10. Sam Mahoney	2005-08	.318	113	355

3-PT FIELD GOAL PERCENTAGE (MIN. 200 ATT.)

Player	Seasons	3FG	3FGA	Pct
1. Kristi Cushenberry	1988-92	110	277	39.7
2. Sara Potts	2001-05	271	719	37.7
3. Keyla Snowden	2010-2012	176	477	36.9
4. Jodie Whitaker	1985-89	80	217	36.8
A'dia Mathies	2010-13	177	481	36.8
6. Shaunda Roberts	1994-96	103	284	36.2
7. Tiffany Wait	1995-2000	115	319	36.1
8. Mia Daniel	1989-93	90	253	35.5
9. Jennifer O'Neill	2011-Present	197	564	34.9
10. Jenny Pfeiffer	2003-07	162	467	34.7

SINGLE-SEASON LEADERS

3-POINT FIELD GOALS MADE

Player	Year	Pct	3FGA	3FG
1. Sara Potts	2004-05	.363	223	81
2. Sara Potts	2002-03	.454	163	74
3. A'dia Mathies	2012-13	.422	173	73
4. Jennifer O'Neill	2012-13	.356	188	67
5. Sara Potts	2003-04	.354	186	66
6. Stacey Reed	1992-93	.386	168	65
Keyla Snowden	2010-11	.380	171	65
8. Shaunda Roberts	1995-96	.367	174	64

9. Keyla Snowden	2011-12	.345	174	60
10. Jenny Pfeiffer	2006-07	.324	176	57

BY A FRESHMAN:

50 Sara Potts (147 atts.)2001-02

BY A SOPHOMORE:

74 Sara Potts (163 atts.)2002-03

BY A JUNIOR:

66 Sara Potts (186 atts.)2003-04

BY A SENIOR:

81 Sara Potts (223 atts.)2004-05

3-POINT FIELD GOALS ATTEMPTED

Player	Year	Pct	3FG	3FGA
1. Sara Potts	2004-05	.363	81	223
2. Jennifer O'Neill	2012-13	.356	67	188
3. Jenny Pfeiffer	2006-07	.324	57	176
4. Shaunda Roberts	1995-96	.368	64	174
Keyla Snowden	2011-12	.345	60	174
6. A'dia Mathies	2012-13	.422	73	173
7. Stacey Reed	1992-93	.387	65	168
8. Jennifer O'Neill	2014-15	.323	54	167
9. Maci Morris	2016-17	.345	53	164
10. Carly Morrow	2008-09	.294	48	163

3-PT FIELD GOAL PCT. (MIN. 100 ATT.)

Player	Year	3FG	3FGA	Pct
1. Sara Potts	2002-03	74	163	45.4
2. A'dia Mathies	2012-13	73	173	42.2
3. Tiffany Wait	1998-99	46	110	41.8
4. Carly Ormerod	2005-06	49	118	41.5
5. Maci Morris	2015-16	49	125	39.2
6. Janee Thompson	2015-16	56	144	38.9
7. Stacey Reed	1992-93	65	168	38.7
8. Keyla Snowden	2009-10	51	132	38.6
9. Jodie Whitaker	1987-88	48	126	38.1
10. Keyla Snowden	2010-11	65	171	38.0

BY A FRESHMAN:

41.5 Carly Ormerod (49-118)2005-06

BY A SOPHOMORE:

45.4 Sara Potts (74-163)2002-03

BY A JUNIOR:

41.8 Tiffany Wait (46-100)1998-99

BY A SENIOR:

42.2 A'dia Mathies (73-173)2012-13

SINGLE-GAME HIGHS

3-POINT FIELD GOALS MADE

Player	Opp (Date)	3FGA	3FG
1. Sara Potts	High Point (1/6/04)	12	7
	Chattanooga (3/20/05)	14	7
3. Makenzie Cann	New Hamp. (11/17/16)	8	6
A'dia Mathies	Dayton (3/26/13)	7	6
Keyla Snowden	UT Martin (12/22/09)	6	6
Keyla Snowden	Arkansas Pine Bluff	12	6
Sara Potts	@ Alabama (2/23/03)	10	6
Jenny Pfeiffer	Long Island (12/15/02)	8	6
Tedra Eberhart	Detroit-Mercy (12/1/93)	10	6

Jenny Pfeiffer	Alabama (2/26/06)	12	6
	Florida (1/12/06)	9	6

3-POINT FIELD GOALS ATTEMPTED

Player	Opp (Date)	3FG	3FGA
1. Shaunda Roberts	So. Carolina (1/24/96)	5	17
2. Jennifer O'Neill	Central Mich. (11/22/14)	5	15
3. Sara Potts	Chattanooga (3/20/05)	7	14
4. Jennifer O'Neill	Texas A&M (3/10/13)	2	13
Shaunda Roberts	Marshall (2/8/96)	3	13
Shaunda Roberts	Auburn (3/1/96)	4	13
Stacey Reed	Western Ky. (12/10/93)	5	13
Jenny Pfeiffer	Oakland (3/15/07)	5	13
Keyla Snowden	LSU (3/3/12)	5	13
10. Sara Potts	High Point (1/6/04)	7	12
Sara Potts	Tennessee (1/29/04)	5	12
Rita Adams	at Auburn (2/6/03)	4	12
Mia Daniel	Auburn (1/16/93)	4	12
Jenny Pfeiffer	Alabama (2/26/06)	6	12
Jenny Pfeiffer	Old Dominion (11/18/06)	5	12
Keyla Snowden	Arkansas-PB (12/21/10)	6	12
Keyla Snowden	Notre Dame (11/21/10)	5	12
Jennifer O'Neill	at Duke (12/21/14)	2	12

Consecutive Games Hitting a 3-Point Field Goal:

Season: 16, Sara Potts (2004-05)

Career: 25, Keyla Snowden (Feb. 18, 2010-Jan. 23, 2011)

Maci Morris is the second player in school history to hit over 100 3s through their true sophomore seasons.



YEAR-BY-YEAR THREE-POINT PCT LEADERS (MIN. 20 MADE)

Year	Name	Class	Pos.	3FG	3FGA	Pct.
1987-88	Jodie Whitaker	Jr.	G	48	126	38.1
1988-89	Ruth Mountain	Jr.	G/F	22	59	37.3
1989-90	Kristi Cushenberry	So.	G	22	51	43.1
1990-91	Mia Daniel	So.	F	20	50	40.0
1991-92	Mia Daniel	Jr.	F	28	75	37.3
1992-93	Stacey Reed	So.	G	65	168	38.7
1993-94	Tedra Eberhart	Sr.	G/F	38	101	37.6
1994-95	Chrissy Roberts	So.	G	47	130	36.2
1995-96	Shaunda Roberts	So.	F	64	174	36.8
1996-97	Patrice Boyd	Fr.	F	20	50	40.0
1997-98	Laura Meadows	Fr.	G/F	43	129	33.3
1998-99	Tiffany Wait	Jr.	G	46	110	41.8
1999-2000	Natalie Martinez	Sr.	G	28	67	41.8
2000-01	Dasieka Hawthorne	Fr.	G	20	71	28.2
2001-02	Sara Potts	Fr.	G	50	147	34.0
2002-03	Sara Potts	So.	G	74	163	45.4
2003-04	Jenny Pfeiffer	So.	G	29	78	37.2
2004-05	Sara Potts	Sr.	G/F	81	223	36.3
2005-06	Carly Ormerod	Fr.	G	49	118	41.5
2006-07	Jenny Pfeiffer	Sr.	G	57	176	32.4
2007-08	Sam Mahoney	Sr.	G	40	113	35.4
2008-09	Carly Morrow	So.	G	48	163	29.4
2009-10	Keyla Snowden	So.	G	51	132	38.6
2010-11	Keyla Snowden	Jr.	G	65	171	38.0
2011-12	A'dia Mathies	Jr.	G	51	135	37.8
2012-13	A'dia Mathies	Sr.	G	73	173	42.2
2013-14	Jennifer O'Neill	Jr.	G	55	151	36.4
2014-15	Jennifer O'Neill	Sr.	G	54	167	32.3
2015-16	Maci Morris	Fr.	G	49	125	39.2
2016-17	Makayla Epps	Sr.	G	39	110	35.5



FREE THROWS

TEAM RECORDS

FREE THROWS MADE

Game: 49 vs. Baylor 40T (12/6/13)
Season: 631 (2009-10)

FREE THROWS ATTEMPTED

Game: 66 vs. Baylor 40T (12/6/13)
Season: 903 (2014-15)

FREE THROW PERCENTAGE

Game (min. 10 att.): 1.000 vs. Missouri (1/13/13) [12-of-12];
Chattanooga (3/20/04) [11-of-11]; vs. Morehead (1977)
Season: .778 (1983-84) [328-of-416]

FEWEST FREE THROWS ATTEMPTED

Game: 1 @ Vanderbilt (1/19/03); vs. Drake (3/12/86)

INDIVIDUAL RECORDS

FREE THROWS MADE

Game: 15, Bernisha Pinkett vs. Vanderbilt (1/23/11)
Season: 196, Pam Browning (1976-77)
Career: 527, Valerie Still (1979-83)

FREE THROWS ATTEMPTED

Game: 19, Jennifer O'Neill vs. Baylor (12/6/13)
Season: 263, Pam Browning (1976-77)
Career: 748, Valerie Still (1979-83)

FREE THROW PERCENTAGE

Game (min. 10 att.): 1.000, (12 times), most by Stacy McIntyre
vs. Houston (11/30/91) [14-of-14]; last by Taylor Murray vs.
Missouri (1/30/17) [10-of-10]
Season (min. 75 att.): .887, Jenny Pfeiffer (2005-06) [94-of-106]
Career (min. 200 att.): .861, Jenny Pfeiffer (2003-07) [247-of-287]

CAREER LEADERS

FREE THROWS MADE

Player	Seasons	G	PCT.	FTA	FTM
1. Valerie Still	1979-83	119	.704	748	527
2. Victoria Dunlap	2008-11	133	.623	714	445
3. A'dia Mathies	2010-13	140	.700	590	413
4. Bria Goss	2012-15	134	.819	486	398
5. Tiffany Wait	1996-2000	122	.792	500	396
6. Sam Mahoney	2005-08	132	.675	545	368
7. Makayla Epps	2013-17	133	.719	491	353
8. Kristi Cushenberry	1989-92	118	.780	407	318
9. Elisabeth Lukschu	1978-81	119	.687	460	316
10. Bria Goss	2012-Present	106	.825	377	311

FREE THROWS ATTEMPTED

Player	Seasons	G	PCT.	FTM	FTA
1. Valerie Still	1979-83	119	.861	527	748
2. Victoria Dunlap	2008-11	133	.623	445	714
3. A'dia Mathies	2010-13	140	.700	413	590
4. Sam Mahoney	2005-08	132	.675	368	545
5. Tiffany Wait	1996-2000	122	.792	396	500
6. Bria Goss	2012-15	134	.819	398	486
7. Liz Lukschu	1978-81	119	.687	316	460
8. Stacy McIntyre	1989-92	116	.710	296	416
9. Kristi Cushenberry	1989-92	118	.780	318	407
10. LaTonya McDole	1999-2002	117	.571	232	406

FREE THROW PERCENTAGE (MIN. 200 ATT.)

Player	Seasons	G	FTM	FTA	PCT.
1. Jenny Pfeiffer	2003-07	119	247	287	.861
2. Amani Franklin	2007-10	127	192	233	.824
3. Bria Goss	2012-15	134	398	486	.819
4. Jodie Whitaker	1986-89	111	211	259	.810
5. Tiffany Wait	1996-2000	122	396	500	.792
6. Debbie Miller	1984-87	109	300	239	.790
7. Selia Helm	2001-04	108	291	369	.789
8. Sara Potts	2002-05	117	188	240	.783
9. Kristi Cushenberry	1989-92	118	318	407	.780
10. Sandy Harding	1984-87	111	173	224	.770

SINGLE-SEASON LEADERS

FREE THROWS MADE

Player	Season	G	FTA	FTM
1. Pam Browning	1976-77	26	263	196
2. Victoria Dunlap	2009-10	35	254	175
3. Valerie Still	1982-83	28	212	154
4. Valerie Still	1981-82	32	199	136
5. Valerie Still	1979-80	29	183	129
6. Stacy McIntyre	1991-92	30	124	160
7. Victoria Dunlap	2010-11	33	206	145
8. Bria Goss	2013-14	35	141	127
9. Evelyn Akhator	2016-17	33	183	126
10. Stacey Reed	1993-94	28	162	123

FREE THROWS ATTEMPTED

Player	Season	G	FTM	FTA
1. Pam Browning	1976-77	26	196	263
2. Victoria Dunlap	2009-10	25	175	254
3. Valerie Still	1982-83	28	154	212
4. Victoria Dunlap	2010-11	33	145	206
5. Valerie Still	1981-82	32	136	199
6. Evelyn Akhator	2016-17	33	126	183
Valerie Still	1979-80	29	129	183
8. A'dia Mathies	2010-11	34	121	178
9. Makayla Epps	2014-15	34	114	165
10. Stacey Reed	1993-94	28	123	162

FREE THROW PERCENTAGE (MIN. 50 ATT.)

Player	Season	FTM	FTA	Pct
1. Bria Goss	2013-14	127	141	.901
2. Jenny Pfeiffer	2005-06	94	106	.887
3. Amani Franklin	2008-09	69	78	.885
4. Maci Morris	2016-17	74	84	.881
5. Sara Potts	2004-05	49	58	.865
6. Jenny Pfeiffer	2006-07	69	80	.863
7. SeSe Helm	2001-02	62	72	.861
8. Keyla Snowden	2011-12	63	54	.857
9. Jenny Pfeiffer	2003-04	51	60	.850
Kristi Cushenberry	1988-89	85	100	.850

CONSECUTIVE FREE THROWS MADE

Player (Seasons)	FT
1. Bria Goss (over nine games) 2014-15	31
2. Alexis Jennings (over 11 games) 2015-16	27
Jenny Pfeiffer (over nine games) 2005-06	27
4. Debbie Miller (over seven games) 1986-87	26
Jenny Pfeiffer (over five games) 2005-06	26
6. Diane Stephens (over 14 games) 1982-83	23
7. Sara Potts (over 15 games) 2004-05	22
Jenny Pfeiffer (over 11 games) 2006-07	22
9. Amani Franklin (over nine games) 2008-09	21
Stacy McIntyre (over four games) 1991-92	21

SINGLE-GAME LEADERS

FREE THROWS MADE

Player, Opponent (Date)	FTM
1. Bernisha Pinkett vs. Vanderbilt (1/23/11)	15
2. Stacy McIntyre vs. Houston (11/30/92)	14
Valerie Still vs. Charleston (12/19/82)	14
4. Jennifer O'Neill vs. Baylor (12/6/13)	13
Pam Browning vs. Eastern Kentucky (1976-77)	13

Tiffany Wait at Miami (12/20/97)	13
Erica Jackson at Ohio State (11/19/98)	13
Tiffany Wait vs. Georgia (2/7/99)	13
Lydia Watkins at South Alabama (12/30/07)	13
Victoria Dunlap vs. Butler (11/15/09)	13

FREE THROWS ATTEMPTED

Player, Opponent (Date)	FTA
1. Jennifer O'Neill vs. Baylor (12/6/13)	19
2. Erica Jackson at Ohio State (11/19/98)	18
Bernisha Pinkett vs. Vanderbilt (1/23/11)	18
Victoria Dunlap at Arkansas (1/6/11)	18
5. Liz Lukschu vs. Morehead (1/22/80)	17
Karen Mosely vs. Auburn (2/2/86)	17
Victoria Dunlap vs. MTSU (12/28/09)	17
A'dia Mathies vs. Liberty (3/20/10)	17
9. Pam Browning vs. Mt. St. Joseph (12/21/77)	16
Valerie Still vs. Charleston (12/19/82)	16
Debbie Miller vs. Tennessee (1/24/86)	16

FREE THROW PERCENTAGE (MIN. 10 ATTEMPTS)

Player, Opponent (Date)	Pct
1. Stacy McIntyre vs. Houston (11/30/92) [14-of-14]	100.0
Lydia Watkins vs. South Alabama (12/30/07) [13-of-13]	100.0
Makayla Epps vs. Ole Miss (1/21/16) [12-of-12]	100.0
Bria Goss vs. Grambling State (12/29/13) [12-of-12]	100.0
Jenny Pfeiffer vs. Xavier (12/10/03) [11-of-11]	100.0
Bria Goss vs. Missouri (1/12/14) [10-of-10]	100.0
Jennifer O'Neill at DePaul (12/12/13) [10-of-10]	100.0
Kristi Cushenberry vs. Ole Miss (2/23/92) [10-of-10]	100.0
Bebe Croley vs. Vanderbilt (3/4/88) [10-of-10]	100.0
Patty Jo Hedges vs. Cincinnati (11/27/82) [10-of-10]	100.0
Tiffany Wait vs. LSU (2/26/99) [10-of-10]	100.0
Taylor Murray vs. Missouri (1/30/17) [10-of-10]	100.0

YEAR-BY-YEAR FREE THROW LEADERS (MIN. 50 ATT)

Year	Name	Class	Pos.	FT	FTA	Pct.
1977-78	Linda Edelman	So.	G	38	50	.760
1978-79	Liz Lukschu	So.	C	88	122	.721
1979-80	Patty Jo Hedges	Fr.	G	40	53	.755
1980-81	Lea Wise	So.	G	39	51	.764
1981-82	Lea Wise	Jr.	G	46	63	.730
1982-83	Lea Wise	Sr.	G	62	77	.805
1983-84	Jody Runge	Sr.	C	42	50	.840
1984-85	Sandy Harding	So.	G	60	74	.811
1985-86	Leslie Nichols	Sr.	F	70	87	.804
1986-87	Sandy Harding	Sr.	G	49	67	.802
1987-88	Jodie Whitaker	Jr.	G	80	92	.870
1988-89	Kristi Cushenberry	Fr.	G/F	85	100	.850
1989-90	Kristi Cushenberry	So.	G/F	66	91	.725
1990-91	Karen Killen	Fr.	G	40	51	.784
1991-92	Stacy McIntyre	Sr.	F	124	160	.775
1992-93	Stacey Reed	So.	G	45	56	.804
1993-94	Tedra Eberhart	Sr.	G/F	86	113	.761
1994-95	Stacey Reed	Sr.	G	52	69	.754
1995-96	Shaunda Roberts	So.	F	101	125	.808
1996-97	Shaunda Roberts	Jr.	F	48	59	.814
1997-98	Tiffany Wait	So.	G/F	98	119	.824
1998-99	Tiffany Wait	Jr.	G/F	121	149	.812
1999-2000	Tiffany Wait	Sr.	G/F	79	90	.778
2000-01	SeSe Helm	So.	C	62	72	.861
2001-02	SeSe Helm	Jr.	C	92	115	.800
2002-03	Rita Adams	Sr.	G	55	73	.753
2003-04	Jenny Pfeiffer	So.	G	51	60	.850
2004-05	Sara Potts	Sr.	G/F	77	89	.865
2005-06	Jenny Pfeiffer	Jr.	G	94	106	.887
2006-07	Jenny Pfeiffer	Sr.	G	69	80	.863
2007-08	Amani Franklin	So.	G	56	69	.812
2008-09	Amani Franklin	Jr.	G	69	78	.885
2009-10	Amber Smith	Jr.	PG	115	142	.810
2010-11	Bernisha Pinkett	Fr.	G	63	81	.768
2011-12	Keyla Snowden	Sr.	G	54	63	.857
2012-13	Bria Goss	So.	G	86	102	.843
2013-14	Bria Goss	Jr.	G	127	141	.901
2014-15	Bria Goss	Sr.	G	87	109	.798
2015-16	Makayla Epps	Jr.	G	106	146	.726
2016-17	Maci Morris	So.	G	74	84	.881



REBOUNDING

TEAM RECORDS

MOST REBOUNDS

Game: 67 vs. Wright State (3/22/14) & vs. Morehead State (11/18/15)
Season: 1,513 (2013-14) [35 games]
By The Opponent: 1,392 (2014-15) [34 games]

HIGHEST REBOUNDING AVERAGE

Season: 48.7 (1979-80) [1,413 in 29 games]
By An Opponent: 40.9 (2014-05) [1,392 in 34 games]

HIGHEST REBOUNDING MARGIN

Season: +16.5 (1979-80)

INDIVIDUAL RECORDS

MOST REBOUNDS

Game: 27, Valerie Still vs. National College (2/9/82)
Season: 457, Valerie Still (1981-82)
Career: 1,525, Valerie Still (1979-83)

HIGHEST REBOUNDING AVERAGE

Season: 16.8, Pam Browning (1974-75) [419 in 25 games]
Career: 12.8, Valerie Still (1979-83) [1,525 in 119 games]

CAREER LEADERS

REBOUNDS

Player	Seasons	G	Avg	Reb
1. Valerie Still	1979-83	119	12.8	1,525
2. Victoria Dunlap	2008-11	133	8.3	1,099
3. J. Humphrey	2003-07	129	7.5	964
4. Leslie Nichols	1982-86	111	7.9	877
5. Sarah Elliott	2005-08	132	6.1	800
6. Debra Oden	1976-80	109	7.2	785
7. Samarie Walker	2012-14	96	8.1	777
8. Kim Denkins	1994-98	107	7.1	762
9. Liz Lukschu	1977-81	119	6.1	722
10. LaTonya McDole	1998-2002	116	6.1	711

REBOUNDING AVERAGE (MIN. 50 GAMES PLAYED)

Player	Seasons	G	Reb	Avg
1. Valerie Still	1979-83	119	1,525	12.8
2. Evelyn Akhator	2015-17	66	664	10.1
3. Victoria Dunlap	2008-11	133	1,099	8.3
4. Samarie Walker	2012-14	96	777	8.1
5. Leslie Nichols	1982-86	111	877	7.9
6. J. Humphrey	2003-07	129	964	7.5
7. Debra Oden	1976-80	109	785	7.2
8. Kim Denkins	1994-98	107	762	7.1
9. Jocelyn Mills	1989-93	103	703	6.8
10. Bebe Croley	1984-88	94	599	6.4

SINGLE-SEASON LEADERS

REBOUNDS

Player	Season	G	Avg	Reb
1. Valerie Still	1981-82	32	14.3	457
2. Valerie Still	1979-80	29	13.9	403
3. Debra Oden	1977-78	35	10.6	371
4. Evelyn Akhator	2016-17	33	10.8	358
5. Jennifer Humphrey	2006-07	34	10.3	351
6. Valerie Still	1982-83	28	12.0	336
7. Valerie Still	1980-81	30	10.9	329
8. Evelyn Akhator	2015-16	33	9.3	306
9. Samarie Walker	2013-14	35	8.7	305
10. Victoria Dunlap	2009-10	35	8.4	293
Samarie Walker	2012-13	36	8.1	293

BY A FRESHMAN:

403 Valerie Still 1980

BY A SOPHOMORE:

371 Debra Oden 1978

BY A JUNIOR:

457 Valerie Still 1982

BY A SENIOR:

358 Evelyn Akhator 2017

REBOUNDING AVERAGE

Player	Season	G	Reb	Avg
1. Valerie Still	1981-82	32	457	14.3
2. Valerie Still	1979-80	29	403	13.9
3. Valerie Still	1982-83	28	336	12.0
4. Valerie Still	1980-81	30	329	10.9
5. Evelyn Akhator	2016-17	33	358	10.8
6. Debra Oden	1977-78	35	371	10.6
7. Jennifer Humphrey	2006-07	34	351	10.3
8. Evelyn Akhator	2015-16	33	306	9.3
9. Leslie Nichols	1984-85	29	247	9.1
Victoria Dunlap	2008-09	32	290	9.1
10. Kim Denkins	1995-96	27	242	9.0

BY A FRESHMAN:

13.9 Valerie Still (403 in 29 games) 1980

BY A SOPHOMORE:

10.9 Valerie Still (329 in 30 games) 1981

BY A JUNIOR:

14.3 Valerie Still (457 in 32 games) 1982

BY A SENIOR:

12.0 Valerie Still (336 in 28 games) 1983

SINGLE-GAME HIGHS

REBOUNDS

Player	Opponent (Date)	Reb
1. Valerie Still	National College (2/9/82)	27
2. Valerie Still	Rutgers (1/12/80)	26
3. Pam Browning	UT-Martin (1/22/77)	23
Victoria Dunlap	Louisville (12/5/10)	23
Evelyn Akhator	Ohio State (3/19/17)	23
5. Valerie Still	UT-Chattanooga (11/30/81)	21
6. Valerie Still	Charleston (12/19/82)	20
Debra Oden	Morehead (3/4/78)	20
Jennifer Humphrey	Auburn (1/21/07)	20
DeNesha Stallworth	Mississippi State (2/27/14)	20
10. J. Humphrey	Arkansas (3/1/07)	19

BY A FRESHMAN:

26 Valerie Still vs. Rutgers Jan. 12, 1980

BY A SOPHOMORE:

20 Debra Oden vs. Morehead March 4, 1978

BY A JUNIOR:

27 Valerie Still vs. National College Feb. 9, 1982

BY A SENIOR:

23 Victoria Dunlap vs. Louisville Dec. 5, 2010

23 Evelyn Akhator vs. Ohio State March 19, 2017

Evelyn Akhator was only on campus two years but ranks as the second best rebounder in school history by rebounding average.



YEAR-BY-YEAR REBOUNDING LEADERS

Year	Name	Class	Pos.	Games	Rebounds	Avg.
1977-78	Debra Oden	So.	F	35	371	10.6
1978-79	Debra Oden	Jr.	F	29	225	7.8
1979-80	Valerie Still	Fr.	F/C	29	403	13.9
1980-81	Valerie Still	So.	F/C	30	329	10.9
1981-82	Valerie Still	Jr.	F/C	32	457	14.3
1982-83	Valerie Still	Sr.	F/C	28	336	12.0
1983-84	Leslie Nichols	So.	F	27	218	8.0
1984-85	Leslie Nichols	Jr.	F	27	247	9.1
1985-86	Leslie Nichols	Sr.	F	29	215	7.4
1986-87	Debbie Miller	Sr.	C	28	223	8.0
1987-88	Belitta Croley	Sr.	F	23	190	8.3
1988-89	V. Foster-Sutton	Jr.	C	28	172	6.1
1989-90	V. Foster-Sutton	Sr.	C	31	236	7.6
1990-91	Jocelyn Mills	So.	C	28	250	8.9
1991-92	Pattresa Leonard	Jr.	F/C	21	127	6.0
1992-93	Jocelyn Mills	Sr.	C	28	210	7.5
1993-94	Stacey Reed	Jr.	G	28	191	6.8
1994-95	Stacey Reed	Sr.	G	28	190	6.8
1995-96	Kim Denkins	So.	C	27	242	9.0
1996-97	Kim Denkins	Jr.	C	25	193	7.7
1997-98	Kim Denkins	Sr.	C	28	185	6.6
1998-99	Shantia Owens	Jr.	C	32	206	6.4
1999-2000	Shantia Owens	Sr.	C	29	219	7.6
2000-01	LaTonya McDole	Jr.	F	27	193	7.1
2001-02	SeSe Helm	So.	C	29	194	6.7
2002-03	SeSe Helm	Jr.	C	27	176	6.5
2003-04	SeSe Helm	Sr.	C	28	190	6.8
2004-05	Jennifer Humphrey	Jr.	F/C	34	199	6.0
2005-06	Jennifer Humphrey	Sr.	F/C	31	264	8.5
2006-07	Jennifer Humphrey	Sr.	F/C	34	351	10.3
2007-08	Victoria Dunlap	Fr.	F	33	228	6.9
2008-09	Victoria Dunlap	So.	F	32	290	9.1
2009-10	Victoria Dunlap	Jr.	F	35	293	8.4
2010-11	Victoria Dunlap	Sr.	F	33	288	8.7
2011-12	Samarie Walker	So.	F	25	179	7.2
2012-13	Samarie Walker	Jr.	F	36	293	8.1
2013-14	Samarie Walker	Sr.	C	35	305	8.7
2014-15	Linnae Harper	So.	G	34	240	7.1
2015-16	Evelyn Akhator	Jr.	F	33	306	9.3
2016-17	Evelyn Akhator	Sr.	F	33	358	10.8





ASSISTS

TEAM RECORDS

MOST ASSISTS

Game: 33 vs. Michigan (1/23/82) and @ Detroit-Mercy (12/28/83)

Season: 665 (1981-82) [32 games]

MOST ASSISTS PER GAME

Season: 20.8, (1981-82) [665 in 32 games]

INDIVIDUAL RECORDS

MOST ASSISTS

Game: 16, Patty Jo Hedges vs. Cincinnati (1/15/82)

Season: 209, Patty Jo Hedges (1981-82) [32 games]

Career: 731, Patty Jo Hedges (1979-83) [120 games]

MOST ASSISTS PER GAME

Season: 7.1, Patty Jo Hedges (1979-83) [200 in 28 games]

Career: 6.4, Sandy Harding (1983-87) [706 in 111 games]

CAREER LEADERS

ASSISTS

Player	Seasons	G	Avg	Asst
1. Patty Jo Hedges	1980-83	120	6.091	731
2. Sandy Harding	1983-87	111	6.360	706
3. Jodie Whitaker	1985-89	111	4.180	464
Lea Wise	1979-83	120	3.866	464
5. Stacey Reed	1991-95	114	3.877	442
6. Amber Smith	2008-12	123	3.455	425
7. Makayla Epps	2013-17	133	3.067	408
8. Rita Adams	1999-03	110	3.636	400
9. Tracey Davis	1987-91	113	3.247	367
10. A'dia Mathies	2010-13	140	2.493	349

ASSISTS PER GAME

Player	Seasons	G	Asst	Avg
1. Sandy Harding	1983-87	111	706	6.360
2. Patty Jo Hedges	1979-83	120	731	6.091
3. Jodie Whitaker	1985-89	111	464	4.180
4. Stacey Reed	1991-95	114	442	3.877
5. Lea Wise	1979-83	120	464	3.866
6. Amber Smith	2008-12	123	425	3.455
7. Angela Phillips	2003-05	62	230	3.710
8. Rita Adams	1999-2003	110	400	3.636
9. Tracey Davis	1987-91	113	367	3.247
10. Makayla Epps	2013-17	133	408	3.067

SINGLE-SEASON LEADERS

ASSISTS

Player	Season	G	Avg	Assists
1. Patty Jo Hedges	1981-82	32	6.53	209
2. Patty Jo Hedges	1982-83	28	7.14	200
3. Sandy Harding	1986-87	28	6.60	185
4. Sandy Harding	1985-86	28	6.53	183
5. Patty Jo Hedges	1980-81	31	5.83	181
6. Jodie Whitaker	1987-88	29	6.10	177
7. Sandy Harding	1984-85	27	6.29	170
8. Sandy Harding	1983-84	28	6.00	168
9. Rita Adams	2001-02	29	5.58	162
10. Amber Smith	2009-10	36	4.47	161
11. Janee Thompson	2015-16	33	4.75	157
12. Malinka Salhi	1989-90	31	4.70	146
13. Makayla Epps	2015-16	32	4.47	143
14. Patty Jo Hedges	1979-80	29	4.86	141
15. Stacey Reed	1993-94	28	4.92	138
16. Lea Wise	1981-82	32	4.18	134
17. Erica Jackson	1998-99	31	4.16	129
18. Christina Jansen	1995-96	27	4.70	127
19. Lea Wise	1982-83	28	4.46	125
20. Debbie Mack	1977-78	35	3.51	123
21. Carly Ormerod	2006-07	34	3.58	122
22. Angela Phillips	2003-04	28	4.25	119
Jodie Whitaker	1985-86	29	4.10	119
23. Makayla Epps	2016-17	33	3.57	118
Taylor Murray	2016-17	30	3.93	118
24. Leslie Nichols	1985-86	29	4.00	116
25. Tracey Davis	1990-91	26	4.34	113
Stacey Reed	1994-95	28	4.03	113
27. Rita Adams	2002-03	27	4.14	112
28. Angela Phillips	2004-05	34	3.36	111
29. Tracey Davis	1989-90	31	3.48	108
30. Lisa Collins	1983-84	28	3.82	107
Janee Thompson	2013-14	35	3.10	107
32. Lea Wise	1980-81	31	3.35	104
33. Tiffany Wait	1996-97	27	3.81	103
34. Geri Grigsby	1978-79	29	3.51	102
Tracey Davis	1987-88	29	3.51	102
36. Lea Wise	1979-80	29	3.48	101
Stacey Reed	1992-93	28	3.60	101
Carly Ormerod	2005-06	31	3.30	101
Makayla Epps	2014-15	34	2.97	101

BY A FRESHMAN:

168 Sandy Harding1983-84

BY A SOPHOMORE:

181 Patty Jo Hedges1980-81

BY A JUNIOR:

209 Patty Jo Hedges1981-82

BY A SENIOR:

200 Patty Jo Hedges1982-83

ASSISTS PER GAME

Player	Season	G	Assists	Avg
1. Patty Jo Hedges	1982-83	28	200	7.14
2. Patty Jo Hedges	1981-82	32	209	6.53
3. Sandy Harding	1986-87	28	185	6.60
4. Sandy Harding	1985-86	28	183	6.53
5. Patty Jo Hedges	1980-81	31	181	5.83
6. Jodie Whitaker	1987-88	29	177	6.10
7. Sandy Harding	1984-85	27	170	6.29
8. Sandy Harding	1983-84	28	168	6.00
9. Rita Adams	2001-02	29	162	5.58

SINGLE-GAME HIGHS

ASSISTS

Player	Opponent (Date)	Assists
1. Patty Jo Hedges	Cincinnati (1/15/82)	16
2. Patty Jo Hedges	LSU (2/27/82)	15
Sandy Harding	Dayton (1/14/86)	15
4. Jodie Whitaker	East Carolina (11/28/87)	14
Patty Jo Hedges	Memphis State (1/3/83)	14
6. Tracey Davis	Tennessee State (1/30/88)	13
7. Makayla Epps	Morehead State (11/18/15)	12
Stacey Reed	Detroit (12/1/93)	12
Jodie Whitaker	Miami (2/8/86)	12
Leslie Nichols	Detroit (2/26/86)	12



Taylor Murray paced Kentucky in steals per game during the 2016-17 season with 3.9. In her two-year career, she has 191 assists.

YEAR-BY-YEAR ASSIST LEADERS

Year	Player	Class	Pos.	G	Asst.	Avg.
1977-78	Debbie Mack	Jr.	G	35	123	3.5
1978-79	Geri Grigsby	So.	G	29	102	3.5
1979-80	Patty Jo Hedges	Fr.	G	29	141	4.9
1980-81	Patty Jo Hedges	So.	G	31	181	5.8
1981-82	Patty Jo Hedges	Jr.	G	32	209	6.5
1982-83	Patty Jo Hedges	Sr.	G	28	200	7.1
1983-84	Sandy Harding	Fr.	G	28	168	6.0
1984-85	Sandy Harding	So.	G	27	170	6.3
1985-86	Sandy Harding	Jr.	G	28	183	6.5
1986-87	Sandy Harding	Sr.	G	28	185	6.6
1987-88	Jodie Whitaker	Jr.	G	29	177	6.1
1988-89	Jodie Whitaker	Sr.	G	28	78	2.8
1989-90	Malinka Salhi	Sr.	G	31	146	4.7
1990-91	Tracey Davis	Sr.	G	26	113	4.3
1991-92	Stacey Reed	Fr.	G	30	90	3.0
1992-93	Stacey Reed	So.	G	28	101	3.6
1993-94	Stacey Reed	Jr.	G	28	138	4.9
1994-95	Stacey Reed	Sr.	G	28	113	4.0
1995-96	Christina Jansen	Sr.	G	27	127	4.7
1996-97	Tiffany Wait	So.	G/F	27	103	3.8
1997-98	Natalie Martinez	So.	G	28	95	3.4
1998-99	Erica Jackson	Jr.	G	31	129	4.2
1999-2000	Erica Jackson	Sr.	G	29	91	3.1
2000-01	Rita Adams	G	G	27	88	3.3
2001-02	Rita Adams	Jr.	G	29	162	5.6
2002-03	Rita Adams	Sr.	G	27	68	2.7
2003-04	Angela Phillips	Fr.	G	28	119	4.3
2004-05	Angela Phillips	So.	G	34	111	3.3
2005-06	Carly Ormerod	Fr.	G	31	101	3.3
2006-07	Carly Ormerod	So.	G	34	122	3.6
2007-08	Samantha Mahoney	Sr.	G	33	74	2.2
2008-09	Amber Smith	So.	PG	32	114	3.6
2009-10	Amber Smith	Jr.	PG	36	161	4.5
2010-11	A'dia Mathies	So.	G	34	89	2.6
2011-12	A'dia Mathies	Jr.	G	34	93	3.4
2012-13	Jennifer O'Neill	R-So.	PG	36	99	2.7
2013-14	Janee Thompson	So.	PG	35	107	3.1
2014-15	Makayla Epps	So.	G	34	101	2.9
2015-16	Janee Thompson	Sr.	G	33	157	4.5
2016-17	Makayla Epps/Taylor Murray	Sr./So.	G/G	33/30	118/118	3.5/3.9



BLOCKS

TEAM RECORDS

MOST BLOCKS

Game: 19 vs. North Carolina A&T (12/6/06)
Season: 181 (2012-13) [36 games]

MOST BLOCKS PER GAME

Season: 5.0 (2012-13) [181 in 36 games]

INDIVIDUAL RECORDS

MOST BLOCKS

Game: 7, DeNesha Stallworth vs. Texas A&M (2/18/13)
Season: 66, Victoria Dunlap (2009-10) [35 games]
Career: 195, Sarah Elliott (2005-08) [132 games]

MOST BLOCKS PER GAME

Season: 1.885, Victoria Dunlap (2009-10) [66 in 35 games]
Career: 1.47, Sarah Elliott (2005-08) [195 in 132 games]

CAREER LEADERS

BLOCKS

Player	Seasons	G	Avg	Blks
1. Sarah Elliott	2005-2008	132	1.47	195
2. Victoria Dunlap	2008-2011	133	1.34	178
3. Valerie Still	1979-83	119	1.31	156
4. Azia Bishop	2012-2015	134	1.13	152
5. Jennifer Humphrey	2003-2007	129	0.83	107
6. Leslie Nichols	1982-86	111	0.92	102
7. Samarie Walker	2012-2014	96	1.00	96
8. Laura Meadows	1997-2000	89	1.17	95
9. Rita Adams	1999-2003	110	0.74	81
Shantia Owens	1998-2000	61	1.33	81

BLOCKS PER GAME (MIN. 50 BLOCKS)

Player	Seasons	G	Blks	Avg
1. Sarah Elliott	2005-2008	132	195	1.47
2. DeNesha Stallworth	2013-2014	65	87	1.34
3. Shantia Owens	1998-2000	61	81	1.33
Victoria Dunlap	2008-2011	133	178	1.33
5. Valerie Still	1979-83	119	156	1.31
6. Victoria Dunlap	2008-2011	100	129	1.29
7. Laura Meadows	1997-2000	89	95	1.17
8. Lisa Ellis	1988-90	59	68	1.15
9. Azia Bishop	2012-2015	134	152	1.13
10. Samarie Walker	2012-2014	96	96	1.00

SINGLE-SEASON LEADERS

BLOCKS

Player	Season	G	Avg	Blks
1. Victoria Dunlap	2009-2010	35	1.885	66
2. Sarah Elliott	2007-2008	33	1.696	56
Samarie Walker	2012-2013	36	1.555	56
4. Valerie Still	1980-81	31	1.709	53
Azia Bishop	2014-2015	33	1.606	53
6. DeNesha Stallworth	2012-2013	35	1.485	52
7. Sarah Elliott	2006-2007	34	1.471	50
8. Sarah Elliott	2004-2005	34	1.484	49
Victoria Dunlap	2010-2011	33	1.484	49
10. Valerie Still	1979-80	29	1.586	46

BY A FRESHMAN:

49 Sarah Elliott 2005

BY A SOPHOMORE:

53 Valerie Still 1981

BY A JUNIOR:

66 Victoria Dunlap 2010

BY A SENIOR:

56 Sarah Elliott 2008

BLOCKS PER GAME (MIN. 30 BLOCKS)

Player	Season	G	Blks	Avg
1. Victoria Dunlap	2009-2010	35	66	1.888
2. Valerie Still	1980-81	31	53	1.709
3. Sarah Elliott	2007-2008	33	56	1.696
4. Azia Bishop	2014-2015	33	53	1.606
5. Valerie Still	1979-80	29	46	1.586
6. Samarie Walker	2012-2013	36	56	1.555
7. Pattresa Leonard	1990-91	29	44	1.517
8. Sarah Elliott	2004-2005	34	49	1.484
9. Shantia Owens	1999-2000	29	43	1.482
10. Sarah Elliott	2006-2007	34	50	1.471

SINGLE-GAME HIGHS

BLOCKS

Player	Opponent (Date)	Blks
1. DeNesha Stallworth	Texas A&M (2/18/2013)	7
2. Alexis Jennings	Oklahoma (3/21/16)	6
Azia Bishop	Tennessee State (12/28/14)	6
Sarah Elliott	NCA&T (12/6/2005)	6
Laura Meadows	Nebraska (11/29/99)	6
Lisa Ellis	Middle Tennessee (1/8/89)	6
Jody Runge	Memphis State (1/31/82)	6
7. Evelyn Akhator	Morehead State (11/18/15)	5
DeNesha Stallworth	Wright State (3/22/2014)	5
Azia Bishop	Central Michigan (11/17/2013)	5
Victoria Dunlap	Mississippi State (3/6/2010)	5
Jenn'e Jackson	Furman (12/6/2008)	5
Sarah Elliott	Marquette (3/30/2008)	5
Sarah Elliott	James Madison (3/26/2008)	5
Sarah Elliott	Louisville (12/20/2007)	5
Sarah Elliott	West Virginia (3/28/2005)	5
Shantia Owens	Winthrop (1/3/2000)	5
Shantia Owens	Ole Miss (1/10/99)	5
Lisa Ellis	Kentucky State (1/16/89)	5
Leslie Nichols	Old Dominion (1/10/86)	5

Note: Records kept since 1978-79 season



With a team-high 53 blocks in 2014-15, Azia Bishop climbed to No. 4 on UK's all-time blocks list with 152 in her four-year career.

YEAR-BY-YEAR BLOCKS LEADERS

Year	Player	Class	Pos	G	Blks	Avg.
1978-79	Liz Lukschu	So.	F/C	29	22	0.7
1979-80	Valerie Still	Fr.	F/C	29	46	1.6
1980-81	Valerie Still	So.	F/C	31	53	1.7
1981-82	Valerie Still	Jr.	F/C	32	39	1.2
1982-83	Leslie Nichols	Fr.	F	28	38	1.3
1983-84	Jody Runge	Jr.	C	28	32	1.1
1984-85	Leslie Nichols	Jr.	F	23	28	1.2
1985-86	Leslie Nichols	Sr.	F	30	29	1.0
1986-87	Debbie Miller	G	C	28	22	0.8
	Melanie Warren	Sr.	C	28	22	0.8
1987-88	Bebe Croley	Fr.	F	29	16	0.5
1988-89	Lisa Ellis	Jr.	C	28	29	1.0
1989-90	Lisa Ellis	Sr.	C	31	39	1.2
1990-91	Pattresa Leonard	So.	F/C	29	44	1.5
1991-92	Jennifer Gray	So.	C	30	18	0.6
1992-93	Jennifer Gray	Jr.	C	28	15	0.5
1993-94	Jennifer Gray	Sr.	C	28	19	0.6
	Christe Jordon	Sr.	F	28	19	0.6
1994-95	Karri Koach	Sr.	C	28	30	1.1
1995-96	Kim Denkins	So.	C	27	15	0.5
1996-97	Kim Denkins	Jr.	C	25	13	0.5
1997-98	Laura Meadows	Fr.	G/F	28	35	1.2
1998-99	Shantia Owens	Jr.	C	32	38	1.2
1999-00	Shantia Owens	Sr.	C	29	43	1.5
2000-01	Rita Adams	So.	G	27	19	0.7
2001-02	Rita Adams	Jr.	G	29	17	0.6
2002-03	Rita Adams	Sr.	G	25	29	1.2
2003-04	Keiko Tate	Jr	F	26	20	0.8
2004-05	Sarah Elliott	Fr.	C	34	49	1.4
2005-06	Sarah Elliott	So.	C	31	40	1.3
2006-07	Sarah Elliott	Jr.	C	34	50	1.4
2007-08	Sarah Elliott	Sr.	C	33	56	1.6
2008-09	Victoria Dunlap	So.	F	32	38	1.2
2009-10	Victoria Dunlap	Jr.	F	35	66	1.9
2010-11	Victoria Dunlap	Sr.	F	33	49	1.5
2011-12	Azia Bishop	Fr.	C	32	31	0.8
2012-13	Samarie Walker	Jr.	F	36	56	1.5
2013-14	Azia Bishop	Jr.	C	35	41	1.2
2014-15	Azia Bishop	Sr.	C	33	53	1.6
2015-16	Evelyn Akhator	Jr.	F	33	32	1.0
2016-17	Evelyn Akhator	Sr.	F	33	29	0.8



STEALS

TEAM RECORDS

MOST STEALS

Game: 28 vs. West Virginia (12/12/93)
Season: 429 (2012-13) [36 games]

MOST STEALS PER GAME

Season: 13.1 (1990-91) [29 games]

INDIVIDUAL RECORDS

MOST STEALS

Game: 11, Leslie Nichols vs. Louisville (2/14/86)
Season: 107, Victoria Dunlap (2009-10) [35 games]
Career: 320, A'dia Mathies (2010-13) [140 games]

MOST STEALS PER GAME

Season: 3.58, Rita Adams (2001-02) [104 in 29 games]; Leslie Nichols (1985-86) [104 in 29 games]
Career: 2.71, Stacey Reed (1991-95) [309 in 114 games]

CAREER LEADERS

STEALS

Player	Seasons	G	Avg	Stls
1. A'dia Mathies	2010-2013	140	2.285	320
2. Stacey Reed	1991-95	114	2.710	309
3. Victoria Dunlap	2008-2011	133	2.310	307
4. Leslie Nichols	1982-86	111	2.504	278
5. Patty Jo Hedges	1979-83	120	2.266	272
6. Rita Adams	1999-2003	110	2.427	267
7. LaTonya McDole	1998-2002	117	2.076	243
8. Christina Jansen	1992-96	107	2.140	229
9. Sandy Harding	1983-87	111	2.018	224
10. Valerie Still	1979-83	119	1.689	201



Taylor Murray has led Kentucky in steals each of the last two seasons with 1.6 per game in 2015-16 and 2.0 per game in 2016-17.

STEALS PER GAME (MIN. 75 STEALS)

Player	Seasons	G	Stls	Avg
1. Stacey Reed	1991-95	114	309	2.710
2. Leslie Nichols	1982-86	111	278	2.504
3. Rita Adams	1999-2003	110	267	2.427
4. Victoria Dunlap	2008-2011	133	307	2.310
5. A'dia Mathies	2010-2013	140	320	2.285
6. Patty Jo Hedges	1979-83	120	272	2.266
7. Christina Jansen	1992-96	107	229	2.140
8. LaTonya McDole	1998-2002	117	243	2.076
9. Sandy Harding	1983-87	111	224	2.018

SINGLE-SEASON LEADERS

STEALS

Player	Season	G	Avg	Stls
1. Victoria Dunlap	2009-2010	35	3.0	107
2. Leslie Nichols	1985-86	29	3.6	104
Rita Adams	2001-2002	29	3.6	104
4. Victoria Dunlap	2010-2011	33	3.0	100
5. Stacey Reed	1993-94	28	3.5	97
6. A'dia Mathies	2009-2010	36	2.6	93
7. Malinka Salhi	1989-90	31	2.9	90
8. A'dia Mathies	2011-2012	34	2.5	87
9. Patty Jo Hedges	1980-81	31	2.5	78
10. Stacey Reed	1994-95	28	2.7	75

BY A FRESHMAN:

93 A'dia Mathies (36 games) 2009-2010

BY A SOPHOMORE:

78 Patty Jo Hedges (31 games) 1980-81

BY A JUNIOR:

107 Victoria Dunlap (35 games) 2009-2010

BY A SENIOR:

104 Leslie Nichols (29 games) 1985-86

STEALS PER GAME (MIN. 30 STEALS)

Player	Season	G	Stls	Avg
1. Leslie Nichols	1985-86	29	104	3.586
Rita Adams	2001-2002	29	104	3.586
3. Stacey Reed	1993-94	28	97	3.464
4. Victoria Dunlap	2009-2010	35	107	3.057
5. Malinka Salhi	1989-90	31	90	2.903
6. Leslie Nichols	1984-85	27	74	2.740
7. Stacey Reed	1994-95	28	75	2.678
8. A'dia Mathies	2011-2012	34	87	2.600
9. A'dia Mathies	2009-2010	36	93	2.583

SINGLE-GAME HIGHS

STEALS

Player	Opponent (Date)	Steals
1. Leslie Nichols	Louisville (2/14/86)	11
2. Rita Adams	VCU (12/16/2001)	9
A'dia Mathies	Nebraska Omaha (11/22/2011)	9
4. 13 players	Last, Victoria Dunlap vs. Louisville (12/20/2009) and A'dia Mathies vs. Mississippi Valley State (1/1/2010)	8
15. 10 players	Last, Janee Thompson vs. Tennessee State (12/28/2014)	7

Note: Records kept since 1978-79 season

YEAR-BY-YEAR STEALS LEADERS

Year	Player	Class	Pos	G	Steals	Avg.
1978-79	Janet Timperman	Sr.	G/F	29	52	1.8
1979-80	Patty Jo Hedges	Fr.	G	29	60	2.1
1980-81	Patty Jo Hedges	So.	G	31	78	2.5
1981-82	Patty Jo Hedges	Jr.	G	32	61	1.9
1982-83	Patty Jo Hedges	Sr.	G	28	73	2.6
1983-84	Leslie Nichols	So.	F	27	64	2.4
1984-85	Leslie Nichols	Jr.	F	27	74	2.7
1985-86	Leslie Nichols	Sr.	F	29	104	3.6
1986-87	Bebe Croley	Jr.	G	28	73	2.6
1987-88	Jodie Whitaker	Jr.	G	29	44	1.5
1988-89	Malinka Salhi	Jr.	G	28	48	1.7
1989-90	Malinka Salhi	Sr.	G	31	90	2.9
1990-91	Stacy McIntyre	Jr.	F	29	68	2.3
1991-92	Stacey Reed	Fr.	G	30	69	2.3
1992-93	Stacey Reed	So.	G	28	68	2.4
1993-94	Stacey Reed	Jr.	G	28	97	3.5
1994-95	Stacey Reed	Sr.	G	28	75	2.7
1995-96	Christina Jansen	Sr.	G	27	63	2.3
1996-97	Nikki Hay	Jr.	G	27	50	1.9
1997-98	Tiffany Wait	Jr.	G/F	28	48	1.7
1998-99	Erica Jackson	Jr.	G	31	64	2.1
1999-2000	Erica Jackson	Sr.	G	29	68	2.3
2000-01	LaTonya McDole	Jr.	F	27	77	2.9
2001-02	Rita Adams	Jr.	G	29	104	3.6
2002-03	Rita Adams	Sr.	G	27	68	2.5
2003-04	Sara Potts	Jr.	G	28	38	1.4
Shambria Jones	Sr.	F	28	38	1.4	
2004-05	Sara Potts	Sr.	G/F	34	40	1.2
2005-06	Nastassia Alcius	Jr.	G	31	43	1.4
2006-07	Carly Ormerod	Jr.	G	34	41	1.2
2007-08	Victoria Dunlap	Fr.	F	33	43	1.3
2008-09	Victoria Dunlap	So.	F	32	57	1.8
2009-10	Victoria Dunlap	Jr.	F	35	107	3.1
2010-11	Victoria Dunlap	Sr.	F	33	100	3.0
2011-12	A'dia Mathies	Jr.	G	34	87	2.6
2012-13	Samarie Walker	Jr.	F	36	72	2.0
2013-14	DeNesha Stallworth	Sr.	F	30	44	1.5
2014-15	Linnæ Harper	So.	G	34	69	2.0
2015-16	Taylor Murray	Fr.	G	33	56	1.6
2016-17	Taylor Murray	So.	G	30	61	2.0



STREAKS

WIN STREAK

OVERALL

No.	Began	Ended
1.	17 Nov. 17, 2012 vs. High Point (H) 80-46	Jan. 24, 2013 vs. South Carolina (A) 50-55
2.	11 Nov. 13, 2015 vs. Rice (H) 72-39	Jan. 3, 2016 vs. Auburn (A) 61-66
	11 Nov. 8, 2013 at Marist (A) 75-61	Dec. 22, 2013 vs. Duke (H) 61-69
	11 Nov. 13, 2009 vs. Boston (H) 92-58	Dec. 28, 2009 vs. MTSU (A) 51-57
	11 Jan. 6, 1983 vs. Middle Tennessee (H) 73-68	Feb. 9, 1983 vs. Tennessee (H) 85-95
5.	10 Jan. 1, 2012 vs. Florida (A) 59-56	Feb. 5, 2012 vs. LSU (A) 51-61
	10 Nov. 11, 2011 vs. Morehead State (A) 96-60	Dec. 18, 2011 vs. Notre Dame (A) 83-92
	10 Jan. 5, 1980 vs. South Carolina State (A) 87-72	Feb. 2, 1980 vs. Tennessee (H) 83-91
8.	9 Nov. 30, 1989 vs. Miami (OH) (A) 61-56	Jan. 7, 1990 vs. Vanderbilt (A) 70-79
	9 Dec. 1, 1980 vs. Charleston (H) 94-57	Jan. 11, 1981 vs. Rutgers (A) 67-69
10.	8 Jan. 17, 2010 vs. Alabama (H) 88-63	Feb. 14, 2010 vs. Vanderbilt (A) 55-68
	8 Dec. 8, 2006 vs. Alabama State (H) 75-46	Jan. 6, 2007 vs. Ohio State (A) 51-53
	8 Nov. 18, 2005 vs. IUPUI (H) 81-52	Dec. 18, 2005 vs. #3 LSU (H) 36-66
	8 Dec. 5, 1990 vs. Miami (OH) (H) 72-68	Jan. 6, 1991 vs. LSU (A) 74-78
	8 Nov. 11, 1982 vs. East Carolina (H) 78-67	Jan. 3, 1983 vs. Memphis State (A) 71-75
	8 Feb. 1, 1980 vs. Auburn (N) 88-59	March 6, 1980 vs. N.C. State (A) 63-71
16.	7 Dec. 3, 1987 vs. Ohio State (H) 68-51	Jan. 4, 1998 vs. Florida (A) 58-100
	7 Dec. 20, 1992 vs. Chicago State (N) 95-33	Jan. 16, 1993 vs. Auburn (H) 49-52
	7 March 22, 1990 vs. Maine (N) 76-66	Dec. 2, 1990 vs. Indiana (A) 64-80
	7 Feb. 20, 1982 vs. Florida (A) 89-87	March 20, 1982 vs. La. Tech (A) 60-82
	7 Dec. 21, 1981 vs. UCLA (H) 83-72	Jan. 20, 1982 vs. Old Dominion (A) 68-91
	7 Jan. 13, 1981 vs. Western Kentucky (A) 77-70	Jan. 31, 1981 vs. Auburn (N) 66-70
	7 Jan. 13, 2011 vs. South Carolina (H) 66-48	Feb. 7, 2011 vs. Tennessee (H) 67-73

SINGLE SEASON

No.	Began	Ended
1.	17 Nov. 17, 2012 vs. High Point (H) 80-46	Jan. 24, 2013 vs. South Carolina (A) 50-55
2.	17 Nov. 13, 2015 vs. Rice (H) 72-39	Jan. 3, 2016 vs. Auburn (A) 61-66
	11 Nov. 8, 2013 at Marist (A) 75-61	Dec. 22, 2013 vs. Duke (H) 61-69
	11 Nov. 13, 2009 vs. Boston (H) 92-58	Dec. 28, 2009 vs. MTSU (A) 51-57
	11 Jan. 6, 1983 vs. Middle Tennessee (H) 73-68	Feb. 9, 1983 vs. Tennessee (H) 85-95
4.	10 Jan. 1, 2012 vs. Florida (A) 59-56	Feb. 5, 2012 vs. LSU (A) 51-61
	10 Nov. 11, 2011 vs. Morehead State (A) 96-60	Dec. 18, 2011 vs. Notre Dame (A) 83-92
	10 Jan. 5, 1980 vs. South Carolina State (A) 87-72	Feb. 2, 1980 vs. Tennessee (H) 83-91
7.	9 Nov. 30, 1989 vs. Miami (OH) (A) 61-56	Jan. 7, 1990 vs. Vanderbilt (A) 70-79
	9 Dec. 1, 1980 vs. Charleston (H) 94-57	Jan. 11, 1981 vs. Rutgers (A) 67-69
9.	8 Jan. 17, 2010 vs. Alabama (H) 88-63	Feb. 14, 2010 vs. Vanderbilt (A) 55-68
	8 Dec. 8, 2006 vs. Alabama State (H) 75-46	Jan. 6, 2007 vs. Ohio State (A) 51-53
	8 Nov. 18, 2005 vs. IUPUI (H) 81-52	Dec. 18, 2005 vs. #3 LSU (H) 36-66
	8 Dec. 5, 1990 vs. Miami (OH) (H) 72-68	Jan. 6, 1991 vs. LSU (A) 74-78
	8 Nov. 11, 1982 vs. East Carolina (H) 78-67	Jan. 3, 1983 vs. Memphis State (A) 71-75
	8 Feb. 10, 1980 vs. Auburn (N) 88-59	March 6, 1980 vs. N.C. State (A) 63-71

HOME COURT

No.	Began	Ended
1.	34 Feb. 13, 2011 vs. LSU 49-47	Feb. 3, 2013 vs. Georgia 71-75
2.	30 Feb. 12, 1980 vs. Northern Kentucky 62-61	Jan. 31, 1982 vs. Memphis State 69-70
3.	25 March 19, 2009 vs. Chattanooga 81-76	Jan. 9, 2011 vs. Georgia 59-61
4.	19 Feb. 23, 1982 vs. Louisville 84-80	Feb. 9, 1983 vs. Tennessee 85-95
5.	14 Jan. 31, 1990 vs. Eastern Kentucky 80-59	Jan. 27, 1991 vs. Alabama 65-72
6.	13 Jan. 30, 1984 vs. New Orleans 85-68	Jan. 13, 1985 vs. Old Dominion 63-64
	13 March 2, 2014 vs. Vanderbilt 65-63	Jan. 29, 2015 vs. Tennessee 72-73
8.	11 Feb. 7, 1987 vs. Alabama 89-80	Jan. 7, 1988 vs. Mississippi State 61-68
	11 Feb. 10, 1979 vs. Detroit 80-61	Feb. 2, 1980 vs. Tennessee 83-91
10.	10 Nov. 19, 2004 vs. Butler 82-44	Jan. 27, 2005 vs. Vanderbilt 67-73

BIGGEST WINS

Margin	Opponent (Site)	Score	Date
+77	Kentucky State (H)	121-44	Nov. 24, 1989
+75	Jacksonville State (H)	100-25	Nov. 15, 2011
+74	Morris Brown (H)	106-32	Dec. 23, 2002
+72	Arkansas-Pine Bluff (H)	107-35	Dec. 21, 2010
+68	Jackson State (H)	92-24	Nov. 29, 2015
+67	Lipscomb (H)	116-49	Nov. 21, 2013
+67	Alcorn State (H)	90-23	Dec. 28, 2012
+66	USC Upstate (H)	100-34	Nov. 25, 2012
+65	Georgia Southern (H)	103-38	Nov. 13, 2013
+63	Grambling State (H)	109-46	Dec. 29, 2013
+63	National College (H)	109-46	Feb. 22, 1984
+62	Chicago State (N)	95-33	Dec. 20, 1992
+60	Tennessee State (H)	105-45	Dec. 22, 2005
+59	Southern Utah (H)	98-39	Jan. 17, 1990
+58	Arkansas-Pine Bluff (H)	101-43	Dec. 12, 2011
+56	Charleston Southern (H)	89-33	Dec. 10, 2004
+56	Western Kentucky (H)	99-43	Jan. 14, 1980
+55	Morehead State (H)	112-57	Nov. 18, 2015
+55	Nicholls State (H)	106-51	Dec. 21, 2004

+55	Winthrop (H)	94-39	Jan. 3, 2000
+55	Miami (Fla.) (H)	108-53	Feb. 8, 1986
22.	+54 UNC Asheville (H)	85-31	March 19, 2016
	+54 Miami (Ohio) (H)	107-53	Dec. 1, 2009
24.	+53 Mississippi State (H)	100-47	Jan. 17, 2013
25.	+52 Florida A&M (H)	91-39	Dec. 13, 2009
26.	+51 Bellarmine (N/A)	83-32	Jan. 10, 1975
27.	+50 Indiana (H)	102-52	Dec. 15, 1979

BIGGEST SEC WINS

Margin	Opponent (Site)	Score	Date
1.	+53 Mississippi State (H)	100-47	Jan. 17, 2013
2.	+48 Mississippi State (H)	88-40	Jan. 8, 2012
3.	+44 Auburn (H)	97-53	Jan. 20, 2013
4.	+36 Mississippi State (A)	76-40	Feb. 26, 2012
5.	+32 Ole Miss (H)	89-57	Jan. 26, 2017
5.	+31 Auburn (H)	69-38	Feb. 3, 2011
6.	+30 Ole Miss (H)	108-78	Feb. 13, 2014
7.	+29 Arkansas (A)	79-50	Feb. 12, 2006
	+29 Auburn (N)	88-59	Feb. 10, 1980
9.	+28 South Carolina (H)	93-65	Feb. 21, 1999
10.	+27 Alabama (A)	104-77	Jan. 18, 1983
	+27 Arkansas (H)	87-60	Feb. 18, 2007
12.	+26 Florida (H)	77-51	Feb. 18, 2010
13.	+25 Alabama (H)	73-48	Jan. 7, 2016
	+25 Ole Miss (A)	90-65	Feb. 28, 2013
	+25 Alabama (H)	88-63	Jan. 17, 2010
	+25 Florida (A)	76-61	Feb. 3, 1984

BIGGEST LOSSES

Margin	Opponent (Site)	Score	Date
1.	-79 Australian National	40-119	Feb. 1, 1974
2.	-72 Tennessee (H)	38-110	Jan. 21, 2001
3.	-54 Tennessee (A)	53-107	Nov. 13, 1976
4.	-49 Delta State (A)	40-89	Dec. 19, 1976
5.	-46 Georgia (A)	67-113	Feb. 23, 1986
6.	-44 Tennessee (A)	39-83	Jan. 27, 2001
	-44 Tennessee (A)	57-101	Jan. 21, 1989
	-44 Tennessee (N)	66-100	March 5, 1988
9.	-42 Florida (A)	58-100	Jan. 4, 1998
	-42 Auburn (A)	46-88	Feb. 10, 1996

BIGGEST COMEBACKS

1.	-19 Miami (Ohio), 53-34, 16:27 in second half, (won, 77-71) 11/21/00
2.	-18 Miami (Ohio), 14:35 in second half, (won, 108-102, OT) 12/21/02
	-18 Middle Tenn., 31-13, 3:54 in first half (also down 46-29, 14:29 in second half) (won, 68-66) 1/8/89
4.	-17 Oregon State, 38-21, 2:29 in first half (won 73-70) 11/25/04
	-17 WKU, 30-47, 17:09 in second half, (won 76-63) 12/22/03
	-17 Villanova, 19-2, 11:52 in first half (won 63-54) 12/29/96
7.	-16 Louisville, 32-16, 6:44 in first half (won 77-68) 12/7/14
	-16 South Carolina, 30-46 in second half, (won, 78-74) 2/14/13
	-16 Vanderbilt, 53-37, 11:19 in second half (won, 74-68) 1/6/89
	-16 Ole Miss, 24-8, 6:51 in first half (won, 69-61) 2/8/07
11.	-15 Mississippi State, 54-39, 15:18 in second half (won, 76-67) 3/6/15
12.	-14 Baylor, 40-26, 18:31 in the second half (won, 74-64) 11/17/14
	-14 Louisville, 21-7, 11:16 in first half (won 69-64) 12/1/13
	-14 Louisville, 35-21, 15:08 in second half (won, 48-47) 2/2/12
	-14 Florida, 20-6, 12:46 in first half (won, 71-67) 3/2/12
	-14 Mississippi St., 40-26, 18:52 in second half, (won, 76-65) 3/6/10
	-14 Xavier, 40-26, 18:49 in second half (won, 67-62) 3/24/05
	-14 Toledo, 32-18, 5:43 in second half (won, 85-76) 3/24/90
	-14 Auburn, 22-8, 8:36 in first half (won 91-90 2OT) 2/2/86

Largest Comebacks in the Matthew Mitchell Era

1.	-16 Louisville, 32-16, 6:44 in first half (won 77-68) 12/7/14
	-16 South Carolina, 30-46 in second half, (won, 78-74) 2/14/13
3.	-15 Mississippi State, 54-39, 15:18 in second half (won, 76-67) 3/6/15
4.	-14 Baylor, 40-26, 18:31 in the second half (won, 74-64) 11/17/14
	-14 Louisville, 21-7, 11:16 in first half (won 69-64) 12/1/13
	-14 Louisville, 35-21, 15:08 in second half, (won, 48-47) 12/2/12
	-14 Florida, 20-6, 12:46 in first half, (won, 71-67) 3/2/12
	-14 Mississippi St., 40-26, 18:52 in second half, (won, 76-65) 3/6/10
9.	-13 Auburn, 25-12, 9:52 in first half, (won, 73-71) 1/19/14
10.	-12 Arizona, 37-25, 5:01 in second half, (won 68-64ot) 11/15/15
	-12 Cincinnati, 18-6, 13:18 in first half, (won, 58-55) 11/17/08
11.	-11 Middle Tenn., 52-41, 15:41 in second half, (won 81-72) 12/29/10
	-11 Ole Miss, 36-25, 00:27 in first half, (won 74-68) 1/27/11
	-11 Middle Tenn., 23-12, 9:54 in first half (won, 68-66 OT) 3/21/08
	-11 Arkansas, 30-19 in first half (won, 80-74 OT) 2/7/13
	-11 DePaul, 21-10 in first half (won, 96-85) 12/12/13





MISCELLANEOUS RECORDS

100-PT. GAMES

- The Cats are a perfect 48-0 when scoring 100+ Points.
- The last time the Cats hit the century mark was a 112-57 victory over Morehead State on Nov. 18, 2015.
- UK has scored 100+ Points five times against schools from the SEC, defeating Alabama 104-77 on Jan. 18, 1983, Vanderbilt 106-85 on Jan. 23, 1983, Mississippi State 106-82 on Jan. 30, 1981 and also on Jan. 27, 2013, 100-47 and Ole Miss 108-78 on Feb. 13, 2014.

Date	Site	Opponent	Score
1/17/76	H	Morehead	104-63
11/17/77	A	Memphis State	101-94
12/13/77	H	Murray State	102-64
12/15/79	H	Indiana	102-52
12/17/79	H	Eastern Kentucky	100-77
1/30/81	N	Mississippi State	106-82
3/2/81	H	Marshall	100-60
12/19/82	H	Charleston	106-81
1/10/83	H	Tennessee Tech	102-67
1/18/83	A	Alabama	104-77
1/23/83	A	Vanderbilt	106-85
12/28/83	A	Detroit Mercy	107-102 (2OT)
2/22/84	H	National College	109-46
11/22/85	A	Marshall	102-73
11/29/85	H	Cleveland State	101-63
1/31/86	H	Charleston	111-64
2/8/86	H	Miami (Fla.)	108-53
12/20/87	H	Morehead State	101-83
11/24/89	H	Kentucky State	121-44
11/25/89	H	Missouri	102-84
12/17/89	A	Central Florida	102-58
2/20/90	H	Morehead State	106-71
11/23/90	H	Kent State	114-83
11/24/90	H	Duquesne	101-56
11/28/90	H	Ohio State	107-73
12/7/90	H	Bradley	103-75
12/30/00	H	Florida Atlantic	112-71
11/23/01	N	Sam Houston State	100-55
12/21/02	H	Miami (Ohio)	108-102 (OT)
12/23/02	H	Morris Brown	106-32
12/21/04	H	Nicholls State	106-51
12/22/05	H	Tennessee St.	105-45
12/1/09	H	Miami (Ohio)	107-53
12/20/09	H	Louisville	101-67
12/21/10	H	Arkansas-Pine Bluff	107-35
11/15/11	H	Jacksonville State	100-25
12/11/11	H	Arkansas-Pine Bluff	101-43
11/25/12	H	USC Upstate	100-34
1/17/13	H	Mississippi State	100-47
11/13/13	H	Georgia Southern	103-38
11/21/13	H	Lipscomb	116-49
11/27/13	H	Bradley	117-77
12/6/13	N	Baylor	133-130 (4OT)
12/29/13	H	Grambling State	109-46
2/13/14	H	Ole Miss	108-78
3/22/14	H	Wright State	106-60
11/14/14	H	Appalachian State	111-74
11/18/15	H	Morehead State	112-57

UK IN OVERTIME

- The Cats are 29-26 all-time in overtime games.
- Matthew Mitchell holds a 12-5 career record in extra minutes, 10-4 at UK.
- The Cats are 11-14 in OT vs. teams currently in the SEC.

Single Overtime Games: 22-21

Date	Site	Opponent	Score	Result
12/19/77	A	Louisville	94-88	W
1/19/78	H	Alabama	62-66	L
11/18/78	N	Miss. Univ.	76-81	L
2/21/79	A	WKU	62-58	W
2/2/80	H	Tennessee	83-91	L
1/11/81	A	Rutgers	67-69	L
1/24/81	H	South Carolina	70-65	W
3/10/81	H	N.C. State	75-74	W
1/30/83	H	Georgia	66-59	W
1/23/85	A	Tennessee	76-72	W
1/2/86	A	Tenn. Tech	65-69	L
1/11/89	A	EKU	83-77	W
1/11/90	H	LSU	79-80	L
1/24/92	H	Arkansas	75-74	W
12/10/93	A	WKU	77-82	L
12/31/93	N	North Carolina	75-80	L
2/18/94	H	Tennessee	89-95	L
1/11/95	A	Louisville	76-77	L
12/8/97	A	WKU	66-64	W
1/14/98	H	LSU (Cincinnati)	74-71	W
11/19/98	A	Ohio State	92-84	W
1/31/99	A	Arkansas	69-74	L
1/13/00	A	Vanderbilt	55-60	L
12/21/02	H	Miami (Ohio)	108-102	W
2/6/03	A	Auburn	56-63	L
12/3/03	H	Louisville (Rupp)	84-80	W
12/13/03	A	Temple	82-86	L
1/9/05	A	Alabama	63-69	L
1/2/06	H	Bowling Green	66-62	W
1/14/07	H	Ole Miss	65-67	L
2/15/07	H	Georgia	72-82	L
11/30/07	H	Western Ky.	74-78	L
3/21/08	H	Middle Tenn.	68-66	W
3/19/09	H	Chattanooga	81-76	W
1/7/10	A	Georgia	60-61	L
3/19/11	N	Hampton (NCAA)	66-62	W
2/7/13	A	Arkansas	80-74	W
2/27/14	A	Mississippi State	81-74	W
11/28/14	N	Oklahoma	92-88	W
11/15/15	A	Arizona State	68-64	W
12/4/16	A	Louisville	69-67	L
12/11/16	H	Arizona St.	73-71	L
2/23/17	H	Miss. State	78-75	W

Double Overtime Games: 6-4

12/18/75	A	Gulf Coast	79-77 (2OT)	W
1/28/78	H	Tennessee	90-92 (2OT)	L
3/16/78	N	Kansas	92-87 (2OT)	W
12/28/83	A	Detroit Mercy	107-102 (2OT)	W
2/2/86	A	Auburn	91-90 (2OT)	W
2/23/03	A	Alabama	73-71 (2OT)	W
2/1/04	A	Ole Miss	88-90 (2OT)	L
3/28/05	H	West Virginia	75-80 (2OT)	L
1/25/07	H	Mississippi St.	75-83 (2OT)	L
2/12/15	H	Mississippi St.	92-90 (2OT)	W

Triple Overtime Games: 0-1

11/28/89	A	Ohio State	86-89 (3OT)	L
----------	---	------------	-------------	---

Four Overtime Games: 1-0

12/6/13	N	Baylor	133-130 (4OT)	W
---------	---	--------	---------------	---

RECORD BY STATE

Date	Record	Pct.
Alabama	29-21	.580
Alaska	0-0	.000
Arizona	1-0	1.000
Arkansas	10-12	.454
California	11-9	.550
Colorado	1-1	.500
Connecticut	1-5	.200
Delaware	2-0	1.000
District of Columbia	0-2	.000
Florida	14-15	.483
Georgia	19-30	.387
Hawaii	5-5	.500
Idaho	0-0	.000
Illinois	8-6	.571
Indiana	7-10	.412
Iowa	3-2	.600
Kansas	6-3	.667
Kentucky	438-185	.703
Louisiana	10-21	.322
Maine	0-0	.000
Maryland	1-1	.500
Massachusetts	1-0	1.000
Michigan	11-4	.733
Minnesota	0-0	.000
Mississippi	32-24	.571
Missouri	5-3	.625
Montana	0-0	.000
Nebraska	2-2	.500
Nevada	2-0	1.000
New Hampshire	4-0	1.000
New Jersey	1-1	.500
New Mexico	2-1	.667
New York	7-2	.778
North Carolina	8-13	.380
North Dakota	0-0	.000
Ohio	28-22	.560
Oklahoma	2-0	1.000
Oregon	0-1	.000
Pennsylvania	2-1	.667
Rhode Island	1-1	.500
South Carolina	16-21	.432
South Dakota	0-1	.000
Tennessee	52-71	.422
Texas	15-4	.789
Utah	0-0	.000
Vermont	0-0	.000
Virginia	5-6	.455
Virgin Islands	1-2	.333
Washington	2-2	.500
West Virginia	6-2	.750
Wisconsin	2-3	.400
Wyoming	0-0	.000
Total	783-515	.603

RECORD BY MONTH

Month	Won	Lost	Home	Away	Neutral
November	126	39	85-10	24-18	16-12
December	199	93	113-25	60-52	25-16
January	204	169	129-64	68-99	6-5
February	180	149	114-58	58-86	5-5
March	74	64	25-10	3-7	46-47
April	0	1	0-0	0-0	0-1
Total:	783-515				



MISCELLANEOUS RECORDS

TOP INDIVIDUAL SCORING PERFORMANCES

- 43 POINTS**
Jennifer O'Neill vs. Baylor 12/6/13
- 42 POINTS**
Valerie Still vs. Charleston 12/19/82
Makayla Epps vs. Mississippi State 2/12/15
- 41 POINTS**
Valerie Still vs. Florida 2/20/82
- 40 POINTS**
Bebe Croley vs. Morehead State 12/20/87
- 39 POINTS**
Valerie Still vs. Indiana 12/6/80
- 38 POINTS**
Valerie Still vs. Indiana 12/15/79
Valerie Still vs. Ohio State 12/2/82
Valerie Still at Rutgers 2/16/83
- 37 POINTS**
Valerie Still vs. Indiana State 1/17/81
- 35 POINTS**
Pam Browning vs. C. Missouri 12/18/76
Pam Browning vs. ECU 3/5/77
Valerie Still at Georgia 2/6/82
Valerie Still at Murray State 12/10/80
- 34 POINTS**
Pam Browning vs. Morehead 1976-77
Valerie Still vs. LSU 2/27/82
Leslie Nichols at Seton Hall 12/5/81
Leslie Nichols vs. New Orleans 1/30/84
A'dia Mathies vs. Tennessee 1/12/12
A'dia Mathies vs. Dayton 3/26/13
- 33 POINTS**
Valerie Still vs. Mississippi State 1/30/81
Valerie Still vs. Indiana State 1/7/82
Valerie Still vs. Tennessee 2/28/82
Valerie Still vs. Louisville 1/20/83
Karen Mosley vs. Auburn 2/2/86
Victoria Dunlap vs. Butler 11/15/09
- 32 POINTS**
Pam Browning vs. Tennessee Tech 1976-77
Valerie Still at Maryland 3/21/81
Valerie Still vs. Cincinnati 1/15/82
Valerie Still vs. Vanderbilt 1/23/83
Karen Mosley vs. Valdosta 11/27/83
Leslie Nichols vs. Morehead 11/24/84
Leslie Nichols vs. Miami (Fla.) 2/8/86
Lisa Collins vs. Chattanooga 2/20/84
Belitta Croley vs. Alabama 2/7/87
Jocelyn Mills vs. Butler 1/26/93
Shaunda Roberts vs. Syracuse 12/22/95
Sara Potts vs. Chattanooga 3/20/05
A'dia Mathies vs. Liberty 3/20/10
- 31 POINTS**
Pam Browning vs. Western Ky. 1976-77
Valerie Still vs. Indiana 12/8/81
Leslie Nichols vs. Marshall 11/22/85
Jodie Whitaker vs. Radford 11/26/88
Jocelyn Mills vs. Florida 2/28/93
Shaunda Roberts vs. Louisville 2/19/96
Kim Denkins vs. N.C. State 12/30/95

- Sara Potts vs. Xavier 3/24/05
Victoria Dunlap vs. Oklahoma 3/30/10
Makayla Epps vs. Mississippi State 3/6/15
Makayla Epps vs. South Carolina 3/4/17

30 POINTS

- Valerie Still vs. Rutgers 1/11/81
Valerie Still vs. Eastern Ky. 1/27/81
Liz Lukschu vs. South Carolina 3/14/81
Valerie Still vs. UT-Chattanooga 11/30/81
Valerie Still vs. UCLA 12/21/81
Valerie Still vs. Miami 12/5/82
Lea Wise vs. Illinois 3/14/82
Leslie Nichols at Ohio State 12/2/83
Leslie Nichols vs. Georgia 1/29/85
Bebe Croley vs. Florida 2/14/87
Erica Jackson vs. South Carolina 2/21/99
Sara Potts at Ole Miss 2/1/04
Sam Mahoney vs. James Madison 3/26/08
Victoria Dunlap vs. Tennessee Tech 12/7/10
Makayla Epps vs. Washington 3/25/16
Makayla Epps vs. Oklahoma 12/01/16
Makayla Epps vs. Belmont 3/17/17

TOP INDIVIDUAL REBOUNDING PERFORMANCES

- 27 REBOUNDS**
Valerie Still vs. National College 2/9/82
- 26 REBOUNDS**
Valerie Still vs. Rutgers 1/12/80
- 23 REBOUNDS**
Pam Browning vs. UT-Martin 1/22/77
Victoria Dunlap at Louisville 12/5/10
Evelyn Akhator vs. Ohio State 3/19/17
- 21 REBOUNDS**
Valerie Still vs. UT-Chattanooga 11/30/81
- 20 REBOUNDS**
Valerie Still vs. Charleston 12/19/82
Debra Oden vs. Morehead 3/4/78
Jennifer Humphrey vs. Auburn 1/21/07
DeNesha Stallworth vs. Mississippi State 2/27/14
- 19 REBOUNDS**
Liz Lukschu vs. MUW 11/18/79
Maria Donhoff vs. Louisville 78-79
Valerie Still vs. Indiana State 1/17/81
Valerie Still vs. Eastern Kentucky 1/27/81
Valerie Still vs. Seton Hall 12/5/81
Valerie Still vs. Rutgers 2/16/83
Vanessa Foster-Sutton vs. ECU 1/31/90
Jennifer Humphrey vs. Florida 1/12/06
Jennifer Humphrey vs. Arkansas 3/1/07
- 18 REBOUNDS**
Valerie Still vs. Michigan 1/23/82
Valerie Still vs. Vanderbilt 1/26/82
Valerie Still vs. Tennessee Tech 1/10/83
Josh Mills vs. Morehead State 2/6/91
Jennifer Humphrey vs. South Carolina 2/9/06
Sarah Elliott vs. Ole Miss 1/14/07
Victoria Dunlap vs. Butler 11/15/09
Brittany Henderson vs. Vanderbilt 3/5/11
Evelyn Akhator vs. Texas A&M 2/28/16
- 17 REBOUNDS**
Valerie Still at Maryland 3/21/81
Valerie Still vs. Vanderbilt 12/10/81

- Valerie Still vs. Indiana State 1/7/82
Valerie Still vs. Cincinnati 1/15/82
Valerie Still vs. Memphis State 1/31/82
Valerie Still vs. Arkansas 1/6/83
Lisa Ellis vs. Ohio State 11/28/89
Shantia Owens vs. Ole Miss 2/24/99
Shantia Owens vs. Xavier 12/31/99
Evelyn Akhator vs. Rice 11/13/15
Evelyn Akhator at Georgia 2/9/17

16 REBOUNDS

- Valerie Still vs. Indiana 12/8/81
Valerie Still vs. Georgia 1/3/82
Valerie Still vs. Southern Illinois 1/16/82
Valerie Still vs. Georgia State 2/4/82
Leslie Nichols vs. Louisville 2/25/84
Vanessa Foster-Sutton vs. MTSU 2/27/90
Laura Meadows vs. Alabama 3/2/00
Jennifer Humphrey vs. Louisville 12/28/05
Jennifer Humphrey vs. UTPA 1/2/07
Jennifer Humphrey vs. Mississippi State 1/25/07
Jennifer Humphrey vs. Ole Miss 2/8/07
Jennifer Humphrey vs. Arkansas 2/18/07
Lydia Watkins vs. Middle Tennessee 3/21/08
Victoria Dunlap vs. Middle Tennessee 12/28/09
Victoria Dunlap vs. Miami Ohio 12/1/09
Victoria Dunlap vs. Morehead State 11/17/09
Evelyn Akhator vs. Morehead State 11/18/15

DOUBLE-DOUBLES (POINTS/REBOUNDS) FROM 1980-PRESENT

THE 20-20 CLUB

- Valerie Still 30/21 . . UTC 11/30/81
42/20 . . Charleston 12/19/82

THE 20-15 CLUB

- Valerie Still 37/19 . . Indiana State 1/17/81
30/19 . . ECU 1/27/81
32/17 . . Maryland 3/21/81
34/19 . . Seton Hall 12/5/81
31/16 . . Indiana 12/8/81
23/15 . . Florida 12/31/81
33/17 . . Indiana State 1/7/82
32/17 . . Cincinnati 1/15/82
27/16 . . So. Illinois 1/16/82
27/18 . . Michigan 1/23/82
28/18 . . Vanderbilt 1/26/82
24/16 . . Georgia St. 2/4/82
23/15 . . So. Carolina 2/13/82
42/20 . . Charleston 12/19/82
29/18 . . Tenn. Tech 1/10/83
22/17 . . Arkansas 1/15/83
38/19 . . Rutgers 2/16/83
28/16 . . Auburn 3/3/83
Leslie Nichols 26/15 . . Dayton 1/20/84
Bebe Croley 25/15 . . E. Carolina 11/28/87
40/15 . . Morehead St. 12/20/87
Kim Denkins 23/17 . . Marshall 2/8/96
J. Humphrey 22/16 . . Miss. State 1/25/07
J. Humphrey 21/19 . . Arkansas 3/1/07
Victoria Dunlap 20/15 . . Miami (Ohio) 1/3/09
21/15 . . LSU 2/22/09
33/18 . . Butler 11/15/09
21/16 . . Miami Ohio 12/1/09
20/16 . . MTSU 12/28/09
Evelyn Akhator 29/15 . . Alabama 1/12/17
24/16 . . Georgia 1/15/17
27/16 . . Miss. St. 2/23/17
Makayla Epps 22/16 . . Louisville 12/4/16





MISCELLANEOUS RECORDS

DOUBLE-DOUBLES (PTS – AST) 1980-81 TO PRESENT

P.J. Hedges (6)

10/13 Illinois 3/14/82
 19/11 Charleston 12/19/82
 16/14 Memphis State 1/3/83
 15/10 South Florida 1/14/83

Sandy Harding (6)

12/10 Old Dominion 12/29/84
 14/10 Tennessee 1/23/85
 18/15 Dayton 1/14/86
 10/12 LSU 3/1/86
 24/10 Drake 3/12/86
 16/10 Old Dominion 1/23/87

Jodie Whitaker (4)

16/12 Miami 2/8/86
 16/14 East Carolina 11/28/87
 16/11 EKU 12/1/87
 17/10 Virginia Tech 2/29/88

Jane Thompson (3)

12/10 Alabama 1/2/15
 16/10 E. Mich. 11/25/15
 16/10 LSU 2/7/16

Leslie Nichols (2)

21/11 Valdosta State 11/27/83
 16/12 Detroit 2/26/86

Lea Wise (2)

14/10 Michigan 1/23/82
 11/12 Tennessee 2/28/82

Malinka Salhi (1)

15/11 Ohio State 11/28/89

Stacey Reed (1)

17/12 Detroit 12/1/93

Carly Ormerod (1)

13/11 Ball State 3/19/07

Makayla Epps (1)

21/12 Morehead State 11/18/15

DOUBLE-DOUBLES (POINTS – STEALS)

1980-81 TO PRESENT

Leslie Nichols (1)

18/11 Louisville 2/14/86

UK DOUBLE-DOUBLES

(POINTS-REBOUNDS/ASSISTS/STEALS)

1980-81 TO PRESENT

- Valerie Still 66
- Leslie Nichols 35
- Victoria Dunlap 31
- Evelyn Akhator 31
- Jocelyn Mills 22
- Kim Denkins 20
- Samarie Walker 20
- Jennifer Humphrey 16
- Eleia Roddy 16
- DeNesha Stallworth 15
- Selia Helm 14
- Karen Mosley 14
- Belitta Croley 13
- Vanessa Foster-Sutton 12
- Sarah Elliott 11
- Stacy Reed 11
- LaTonya McDole 10
- Laura Meadows 9
- Shantia Owens 8
- Amani Franklin 7
- Linnae Harper 7
- Alexis Jennings 7
- Lisa Ellis 6
- Sandy Harding 6
- Patty Jo Hedges 6
- Pam Shrum 6

- Debbie Miller 5
- Jodi Whitaker 5
- Azia Bishop 5
- Tedra Eberhart 4
- Samantha Drake 4
- Sara Potts 4
- Shaunda Roberts 4
- Makayla Epps 4
- Jaye Barnes 3
- Mia Daniel 3
- Pattresa Leonard 3
- Liz Lukschu 3
- A'dia Mathies 3
- Jane Thompson 3
- 41. Taylor Murray 2**
- Maria Donhoff 2
- Tayna Fogle 2
- Shambrica Jones 2
- Ruth Mountain 2
- Carly Ormerod 2
- Diane Stephens 2
- Lea Wise 2
- Rita Adams 1
- Chante Bowman 1
- Tracye Davis 1
- Jennifer Goin 1
- Jennifer Gray 1
- Nikki Hay 1
- Laurie Hudgens 1
- Karri Koach 1
- Samantha Mahoney 1
- Bernisha Pinkett 1
- Chrissy Roberts 1
- Malinka Salhi 1
- Tanesha Seaton 1
- Lora Spencer 1
- Stephanie Stoglin 1
- Katie Vieth 1
- Lydia Watkins 1

DOUBLE-DOUBLES (POINTS-REBOUNDS ONLY)

1980-81 TO PRESENT

- Valerie Still 66
- Leslie Nichols 33
- Victoria Dunlap 31
- Evelyn Akhator 31
- Jocelyn Mills 22
- Kim Denkins 20
- Samarie Walker 20
- Jennifer Humphrey 16
- Eleia Roddy 16
- DeNesha Stallworth 15
- Selia Helm 14
- Karen Mosley 14
- Belitta Croley 13
- Vanessa Foster-Sutton 12
- Sarah Elliott 11
- LaTonya McDole 10
- Stacy Reed 10
- Laura Meadows 9
- Shantia Owens 8
- Amani Franklin 7
- Linnae Harper 7
- Alexis Jennings 7
- Lisa Ellis 6
- Pam Shrum 6
- Debbie Miller 5
- Azia Bishop 5
- Tedra Eberhart 4

Samantha Drake 4

Sara Potts 4

Shaunda Roberts 4

Makayla Epps 4

32. Jaye Barnes 3

Mia Daniel 3

Pattresa Leonard 3

Liz Lukschu 3

A'dia Mathies 3

37. Taylor Murray 2

Maria Donhoff 2

Tayna Fogle 2

Shambrica Jones 2

Ruth Mountain 2

Diane Stephens 2

43. Rita Adams 1

Chante Bowman 1

Tracye Davis 1

Jennifer Goin 1

Jennifer Gray 1

Nikki Hay 1

Laurie Hudgens 1

Alexis Jennings 1

Karri Koach 1

Samantha Mahoney 1

Carly Ormerod 1

Bernisha Pinkett 1

Chrissy Roberts 1

Tanesha Seaton 1

Lora Spencer 1

Stephanie Stoglin 1

Katie Vieth 1

Lydia Watkins 1

Jodi Whitaker 1

CONSECUTIVE DOUBLE-DOUBLES

(ANY COMBINATION)

1980-81 TO PRESENT

- Valerie Still (1980-81) 10
- Valerie Still (1981-82) 8
- Eleia Roddy (2008-09) 7
- Valerie Still (1981-82) 7 (Twice)
- Evelyn Akhator (2016-17) 4
- Victoria Dunlap (2008-09) 4
- Jocelyn Mills (1990-91) 4
- Leslie Nichols (1984-85) 4
- Valerie Still 4 (Three times)
- 10. Evelyn Akhator 3 (Three times)**
- Belitta Croley 3
- Victoria Dunlap 3
- Vanessa Foster-Sutton 3
- Selia Helm 3
- Jennifer Humphrey 3
- Alexis Jennings 3
- Jocelyn Mills 3
- Leslie Nichols 3 (Three times)
- Shantia Owens 3
- Shaunda Roberts 3
- Valerie Still 3 (Four times)

TRIPLE-DOUBLES

(ANY COMBINATION)

1980-81 TO PRESENT

- Makayla Epps vs. Morehead St. (11/18/15) .. 1
(21 points, 12 assists, 11 rebounds)
- Leslie Nichols vs. Louisville (2/14/86) 1
(18 points, 13 rebounds, 11 steals)



MISCELLANEOUS RECORDS

TRIPLE DOUBLE PERFORMANCE - MAKAYLA EPPS



Makayla Epps became the second player in program history to record a triple-double when she scored 21 points with 12 assists and 11 rebounds against Morehead State on Nov. 18, 2015 inside Memorial Coliseum. Leslie Nichols is the only other player to record a triple-double for UK when she accomplished the feat on Feb. 14, 1986 against Louisville.

ALL-TIME DOUBLE-DOUBLES BY PLAYER

Rita Adams (1)	3/3/16 vs. LSU 15..... 13	1/26/17 vs. Ole Miss..... 28..... 13
1/23/03 vs. Ole Miss..... 12 10	3/4/16 vs. Florida 12..... 11	
Evelyn Akhator (13)	3/25/16 vs. Washington 10..... 14	2/9/17 at Georgia 11..... 17
11/13/15 vs. Rice..... 16..... 17	11/11/16 vs. Miami (Fla.) 18..... 10	2/16/17 at Arkansas 12..... 11
11/18/15 vs. Morehead State 12..... 16	11/12/16 vs. Albany 28..... 13	2/23/17 vs. Miss. State 17..... 16
11/29/15 vs. Jackson State 20..... 13	11/17/16 vs. New Hampshire..... 17..... 11	3/4/17 vs. South Carolina..... 24..... 11
12/28/15 vs. Tennessee State 14..... 13	11/19/16 at Colorado 12..... 14	3/17/17 vs. Belmont..... 22..... 10
1/3/16 vs. Auburn 12..... 11	11/27/16 vs. Samford 15..... 13	3/19/17 vs. Ohio State..... 14..... 23
1/10/16 vs. Georgia..... 10..... 10	12/9/16 vs. MTSU..... 13..... 12	Jaye Barnes (3)
1/17/16 vs. Auburn 12..... 10	12/21/16 vs. Washington St. 19..... 13	12/08/97 at Western Kentucky 22..... 10
1/31/16 vs. Florida 14..... 10	1/1/17 at Tennessee..... 11..... 10	1/31/98 vs. Arkansas 18..... 10
2/21/16 vs. Arkansas 14..... 11	1/12/17 at Alabama 29..... 15	12/06/98 at Auburn..... 16..... 11
2/28/16 vs. Texas A&M 15..... 18	1/15/17 vs. Georgia..... 24..... 16	Azia Bishop (5)
	1/19/17 at LSU..... 20..... 11	12/08/11 vs. Duke 12 11
		11/13/13 vs. Georgia Southern 10..... 12



ALL-TIME DOUBLE-DOUBLES BY PLAYER

1/9/14 vs. South Carolina..... 12..... 11	11/30/96 at Dayton..... 13..... 14	2/7/10 at Arkansas..... 22..... 11
11/19/14 vs. Morehead State 11..... 11	12/29/96 at Villanova..... 16..... 10	2/25/10 at Tennessee 22..... 10
12/14/14 vs. Belmont..... 15..... 12	1/5/97 at LSU 14..... 11	3/30/10 vs. Oklahoma..... 31..... 13
Chante Bowman (1)	2/16/97 at Mississippi State..... 14..... 10	11/21/10 vs. Notre Dame..... 24..... 14
1/16/05 vs. Ole Miss..... 11..... 11	2/28/97 vs. Arkansas..... 14..... 13	12/05/10 at Louisville..... 17..... 23
Belitta Croley (13)	12/3/97 vs. Ohio State 11..... 14	1/06/11 at Arkansas 26..... 13
12/22/85 vs. Western Michigan..... 16..... 10	12/8/97 at Western Kentucky 11..... 10	1/16/11 vs. Mississippi State..... 22..... 10
2/12/86 at Alabama 20..... 11	2/8/98 vs. South Carolina..... 18..... 11	1/30/11 at Alabama 25..... 15
1/15/87 vs. Tennessee State 18..... 14	2/21/98 at South Carolina..... 12..... 16	2/3/11 vs. Auburn 10..... 10
1/21/87 vs. Vanderbilt..... 14..... 11	Maria Donhoff (2)	2/17/11 at Georgia..... 14..... 11
3/4/87 vs. Florida 18..... 15	12/13/80 vs. Carson Newman..... 13..... 10	3/05/11 vs. Vanderbilt..... 22..... 11
3/05/87 vs. Georgia..... 15..... 12	1/16/81 vs. James Madison..... 16..... 14	3/19/11 vs. Hampton 13..... 12
11/28/87 vs. East Carolina 25..... 15	Samantha Drake (4)	Tedra Eberhart (4)
12/07/87 vs. Tennessee Tech..... 18..... 12	12/30/10 vs. Tennessee/Martin..... 14..... 13	2/10/93 at Cincinnati..... 10 14
12/9/87 vs. Indiana 24..... 11	11/25/11 vs. Sam Houston St..... 11..... 13	12/1/93 at Detroit 26..... 10
12/20/87 vs. Morehead State 40..... 15	11/27/11 vs. Miss. Valley St. 11..... 11	1/16/94 vs. Mississippi State..... 16..... 11
1/30/88 vs. Tennessee State..... 18..... 12	11/23/12 vs. Morehead St. 15..... 13	2/5/94 vs. Arkansas..... 16..... 10
2/7/88 at Georgia..... 18..... 13	Victoria Dunlap (31)	Sarah Elliott (11)
3/4/88 vs. Vanderbilt..... 25..... 10	12/4/07 vs. William & Mary..... 20..... 10	3/28/05 vs. West Virginia..... 14..... 12
Mia Daniel (3)	3/26/08 vs. James Madison..... 12 12	1/22/06 at Ole Miss..... 15..... 13
1/4/93 at Mississippi State..... 15..... 10	3/30/08 vs. Marquette 14..... 10	3/18/06 vs. Chattanooga..... 22..... 11
1/31/93 vs. Alabama 19..... 10	11/15/08 vs. Michigan..... 19..... 10	11/24/06 vs. Delaware 26..... 12
2/6/93 at Tennessee 13..... 12	11/23/08 vs. George Washington 13..... 14	11/25/06 vs. Southern Illinois 12..... 11
Tracye Davis (1)	1/1/09 vs. North Carolina A&T..... 11..... 12	1/14/07 vs. Ole Miss..... 14..... 18
1/15/90 vs. Mississippi State..... 19..... 11	1/3/09 at Miami (Ohio) 20..... 15	2/8/07 at Ole Miss..... 14..... 11
Kim Denkins (20)	1/15/09 at Alabama 16..... 12	2/11/07 at Tennessee 21..... 10
11/25/95 vs. Toledo 12 11	1/18/09 vs. Mississippi State..... 12..... 13	11/25/07 vs. Lipscomb 23..... 12
11/29/95 vs. Ohio State 10..... 10	1/25/09 vs. LSU 10..... 11	12/20/07 vs. Louisville..... 12..... 13
12/8/95 at Indiana..... 27..... 15	1/29/09 at Florida 16..... 12	2/7/08 vs. Ole Miss..... 14..... 12
12/21/95 vs. Syracuse 20..... 10	2/22/09 at LSU 21..... 15	Lisa Ellis (6)
12/23/95 at Miami (Ohio) 24..... 11	2/26/09 vs. Georgia..... 16..... 11	1/13/89 vs. Marshall 16..... 11
12/30/95 vs. North Carolina State 31..... 10	11/13/09 vs. Boston University 24..... 12	11/28/89 at Ohio State 19..... 17
1/3/96 vs. Mississippi 20..... 10	11/15/09 vs. Butler..... 33..... 18	12/8/89 at Michigan State 20..... 12
1/11/96 at Vanderbilt..... 14..... 16	11/17/09 at Morehead State 12..... 16	
1/24/96 vs. South Carolina..... 25..... 11	12/1/09 vs. Miami (Ohio) 21..... 16	
2/7/96 at Marshall..... 23..... 17	12/28/09 at Middle Tennessee 20..... 16	
2/24/96 at South Carolina..... 17..... 14	1/31/10 at Mississippi State..... 19..... 12	



ALL-TIME DOUBLE-DOUBLES BY PLAYER

12/20/89 at Stetson 10..... 11	Jennifer Gray (1)	1/12/03 vs. Alabama 14..... 10
1/11/90 vs. LSU 22..... 11	2/16/92 vs. Louisiana State 10..... 13	2/2/03 vs. South Carolina..... 11..... 13
3/23/90 vs. Miami (Fla.) 16..... 10	Sandy Harding (6)	11/21/03 vs. IPFW 20..... 10
Makayla Epps (4)	12/29/84 vs. Old Dominion 12...10 (A)	11/29/03 vs. San Francisco..... 23..... 11
11/19/14 vs. Oklahoma 29..... 10	1/23/85 at Tennessee 14..... 10	12/3/03 vs. Louisville..... 15..... 10
1/25/15 vs. Missouri..... 18..... 10	1/14/86 at Dayton..... 18..... 15	12/13/03 at Temple 14..... 14
11/18/15 vs. Morehead State 21 11 10(A)	3/1/86 vs. LSU 10..... 12	12/20/03 vs. Miami (Ohio) 21..... 11
12/4/16 at Louisville..... 22..... 16	3/12/86 at Drake 24..... 10	12/22/03 vs. Western Kentucky..... 22..... 13
Tayna Fogle (2)	1/23/87 vs. Old Dominion 16..... 10	Laurie Hudgens (1)
12/8/81 vs. Indiana 19..... 10	Linnae Harper (7)	2/23/85 vs. Mississippi State..... 10 15
1/23/82 vs. Michigan..... 14..... 10	11/19/14 vs. Morehead State 13..... 10	Jennifer Humphrey (16)
Vanessa Foster/Sutton (12)	11/28/14 vs. Oklahoma..... 22..... 12	12/21/02 vs. Miami (Ohio) 15 11
11/26/88 vs. Radford..... 17..... 11	1/4/15 vs. Ole Miss..... 12..... 14	12/23/02 vs. Morris Brown 20..... 13
12/6/88 vs. Dayton..... 13..... 10	1/18/15 vs. LSU 16..... 15	1/23/03 vs. Ole Miss..... 15..... 10
11/28/89 at Ohio State 15..... 10	1/25/15 vs. Missouri..... 15..... 11	11/21/04 vs. Florida A&M 12..... 15
12/4/89 vs. Indiana 12..... 12	2/23/15 vs. Ole Miss..... 16..... 10	11/25/04 vs. Oregon State 12..... 11
12/9/89 vs. Miami (Fla.) 17..... 10	3/20/15 vs. Tennessee State 16..... 10	12/5/04 vs. Louisville..... 14..... 13
1/3/90 vs. Cincinnati 12..... 11	Nikki Hay (1)	12/8/05 vs. Georgetown 10..... 11
1/7/90 at Vanderbilt..... 17..... 13	12/29/96 vs. Villanova..... 10 12	2/16/06 vs. Ole Miss..... 10..... 13
1/31/90 vs. Eastern Kentucky 13..... 19	Patty Jo Hedges (6)	11/29/06 vs. Detroit 12..... 15
2/27/90 vs. Middle Tennessee 17..... 16	1/8/81 at Louisville..... 17...10 (A)	12/30/06 vs. Memphis 10..... 12
3/22/90 vs. Maine 16..... 10	3/14/81 vs. South Carolina..... 18..... 10	1/2/07 vs. Texas/Pan American 11..... 16
3/23/90 vs. Miami (Fla.) 21..... 11	3/14/82 vs. Illinois 10..... 13	1/21/07 at Auburn..... 16..... 20
3/24/90 vs. Toledo 12..... 10	12/19/82 vs. Charleston 19..... 11	1/25/07 vs. Mississippi State..... 22..... 16
Amani Franklin (7)	1/3/83 at Memphis 16..... 14	2/18/07 vs. Arkansas..... 16..... 16
12/4/07 vs. William & Mary 16..... 10	1/14/83 vs. South Florida..... 15..... 10	2/25/07 at Florida 12..... 13
2/14/08 at Vanderbilt..... 13..... 11	Selia Helm (14)	3/1/07 vs. Arkansas..... 21..... 19
12/30/08 vs. IUPUI 12..... 13	2/22/01 vs. Mississippi 21..... 10	Alexis Jennings (7)
3/19/09 vs. Chattanooga..... 18..... 11	11/23/01 vs. Sam Houston State..... 22..... 13	1/18/15 vs. LSU 13..... 11
11/15/09 vs. Butler..... 13..... 14	12/22/01 vs. Evansville..... 26..... 13	11/18/15 vs. Morehead State 28..... 13
1/10/10 vs. Vanderbilt..... 11..... 11	1/20/02 at South Carolina..... 11..... 11	1/3/16 vs. Auburn 10..... 11
1/17/10 vs. Alabama 15..... 10	2/19/02 at Cincinnati..... 26..... 10	1/7/16 vs. Alabama 12..... 10
Jennifer Goin (1)	12/7/02 vs. Western Kentucky 18..... 10	1/10/16 vs. Georgia 12..... 12
12/23/2 vs. Morris Brown 10 10		2/28/16 vs. Texas A&M 15..... 16
		3/25/16 vs. Washington 12..... 10
		Shambrica Jones (2)
		11/25/02 vs. Southern Illinois 13..... 11
		1/25/04 vs. South Carolina..... 16..... 10





ALL-TIME DOUBLE-DOUBLES BY PLAYER

Karri Koach (1)	11/26/99 vs. Clemson..... 16..... 14	12/6/83 vs. Indiana 15..... 11
1/11/95 at Louisville..... 20..... 10	1/13/00 at Vanderbilt..... 21..... 11	12/10/83 at South Carolina..... 24..... 11
Pattresa Leonard (3)	3/2/00 vs. Alabama 11..... 16	1/9/84 vs. Middle Tennessee 17..... 13
11/28/90 vs. Ohio State 11..... 11	Debbie Miller (5)	1/22/84 at Vanderbilt..... 11..... 13
12/7/90 vs. Bradley 12..... 11	2/15/85 vs. Florida 12 13	1/30/84 vs. New Orleans..... 21..... 11
2/1/91 vs. Alabama/Birmingham 14..... 11	11/29/85 vs. Cleveland State 19..... 14	1/19/85 at Louisville..... 18..... 11
Liz Lukschu (3)	11/28/86 vs. Bowling Green State 18..... 11	2/1/85 at New Orleans..... 22..... 11
12/4/80 vs. Cincinnati 12 12	3/4/87 vs. Florida 12..... 11	2/20/85 vs. Vanderbilt..... 18..... 12
1/11/81 at Rutgers 23..... 11	3/5/87 vs. Georgia..... 14..... 10	11/29/85 vs. Cleveland State 20..... 12
3/14/81 vs. South Carolina..... 30..... 11	Jocelyn Mills (22)	1/8/86 vs. Ole Miss..... 10..... 11
Samantha Mahoney (1)	11/25/89 vs. Missouri..... 14 12	2/2/86 vs. Auburn 33..... 12
2/24/05 vs. South Carolina..... 19 12	12/30/89 at Dayton..... 14..... 13	2/08/86 vs. Miami (Fla.) 10..... 10
A`dia Mathies (3)	11/24/90 vs. Duquesne 16..... 10	Ruth Mountain (2)
11/26/10 vs. Murray State 26..... 10	12/15/90 vs. Dayton..... 16..... 10	1/13/89 vs. Marshall 11 10
12/7/10 vs. Tennessee Tech..... 17..... 10	1/2/91 at Pepperdine 13..... 10	1/18/89 at Louisville..... 14..... 10
11/15/11 vs. Jacksonville State 18..... 10	1/27/91 vs. Alabama 13..... 15	Taylor Murray (2)
LaTonya McDole (10)	2/3/91 vs. Georgia..... 16..... 14	1/19/17 at LSU..... 11..... 13
2/7/99 vs. Georgia..... 15 10	2/16/91 at Ole Miss..... 12..... 10	1/30/17 at Missouri..... 18..... 13
1/3/02 vs. Mississippi State..... 10 10	2/21/91 at Eastern Kentucky..... 16..... 13	Leslie Nichols (35)
11/19/99 at Austin Peay..... 16..... 10	2/23/91 vs. Florida 13..... 11	1/6/83 vs. Middle Tennessee 15..... 10
12/22/99 at Cincinnati..... 19..... 10	3/2/91 at LSU 22..... 10	1/18/83 at Alabama 23..... 14
12/28/99 vs. Tennessee/Martin..... 22..... 14	2/23/92 vs. Ole Miss..... 19..... 11	2/2/83 vs. South Carolina..... 16..... 10
2/22/00 vs. Louisville..... 18..... 14	3/7/92 vs. Alabama 12..... 10	2/12/83 vs. Vanderbilt..... 20..... 11
11/21/00 vs. Miami (Ohio) 15..... 12	3/8/92 vs. Tennessee 18..... 10	2/20/83 at Georgia..... 21..... 10
12/19/00 at Miami (Fla.) 12..... 11	12/1/92 vs. Marshall 13..... 11	2/22/83 at Florida 17..... 14
12/22/00 vs. Cincinnati 13..... 14	12/31/92 vs. Kansas 11..... 11	11/27/83 vs. Valdosta State 21...11 (A)
2/25/01 at Mississippi State..... 22..... 13	1/19/93 vs. Western Kentucky 11..... 14	12/2/83 at Ohio State 30..... 11
Laura Meadows (9)	2/10/93 at Cincinnati..... 28..... 11	12/20/83 vs. Alabama 14..... 10
12/8/97 at Western Kentucky 18..... 10	2/18/93 vs. Eastern Kentucky 18..... 10	12/28/83 at Detroit 19..... 11
2/11/98 at Georgia..... 13..... 11	2/23/93 vs. Vanderbilt..... 16..... 11	1/7/84 vs. Georgia..... 25..... 10
1/20/99 at Louisville..... 10..... 10	3/5/93 vs. Mississippi State..... 11..... 13	1/17/84 vs. Rutgers 18..... 12
2/11/99 at South Carolina..... 20..... 11	3/6/93 vs. Vanderbilt..... 25..... 10	1/20/84 vs. Dayton..... 26..... 15
2/24/99 vs. Ole Miss..... 18..... 11	Karen Mosley (14)	1/22/84 at Vanderbilt..... 10..... 12
11/22/99 at Miami (Ohio) 18..... 11	11/26/83 vs. Eastern Kentucky 19..... 12	
	11/27/83 vs. Valdosta State 32..... 14	



ALL-TIME DOUBLE-DOUBLES BY PLAYER

2/3/84 at Florida 27 10	12/30/03 vs. Austin Peay 21 11	2/12/09 at Auburn..... 21 10
2/20/84 vs. Vanderbilt..... 20..... 13	3/4/03 vs. Vanderbilt..... 17 11	3/22/09 at Wisconsin 11 10
2/22/84 vs. National College 17..... 11	2/27/05 vs. Arkansas..... 27 10	
2/25/84 vs. Louisville..... 19..... 16		
11/24/84 vs. Morehead State 32..... 13		
11/27/84 vs. Ohio State 24..... 13		
11/29/84 at Miami (Ohio) 26..... 12		
12/1/84 vs. South Carolina..... 22..... 11		
12/21/84 vs. Illinois 10..... 10		
12/28/84 at North Carolina State 14..... 10		
1/9/85 vs. Dayton..... 16..... 10		
1/26/85 at Florida 17..... 11		
1/29/85 vs. Georgia..... 30..... 13		
2/1/85 at New Orleans..... 23..... 11		
2/3/85 at Ole Miss..... 20..... 14		
2/13/85 vs. Tennessee 19..... 13		
11/30/85 vs. Middle Tennessee 21..... 12		
12/22/85 vs. Western Michigan..... 22..... 12		
1/10/85 at Old Dominion 14..... 10		
2/14/86 vs. Louisville..... 18 13 11(5)		
2/26/86 vs. Detroit..... 16...12 (A)		
Carly Ormerod (2)		
3/19/07 at Ball State 13 ..11 (A)		
2/26/09 vs. Georgia..... 11..... 10		
Shantia Owens (8)		
11/29/98 vs. UCLA..... 12 14		
2/4/99 vs. Auburn 11..... 10		
12/11/99 at Liberty 14..... 11		
12/22/99 at Cincinnati..... 12..... 10		
12/28/99 vs. Tennessee/Martin..... 10..... 10		
12/31/99 vs. Xavier 17 17		
1/16/00 vs. Arkansas 19 12		
2/22/00 vs. Louisville..... 18 12		
Bernisha Pinkett (1)		
11/28/12 vs. Miami (Ohio)..... 21 10		
Sara Potts (4)		
12/3/03 vs. Louisville..... 14 11		
12/1/93 at Detroit 17 12 (A)		
1/4/94 at Florida 21 11		
1/8/94 at South Carolina..... 23 11		
1/16/94 vs. Mississippi State..... 29 11		
2/16/94 at Marshall..... 11 11		
3/4/94 vs. South Carolina..... 26 12		
12/4/94 at Ohio State 26 10		
1/11/95 at Louisville..... 26 11		
1/22/95 vs. Georgia..... 12 10		
2/22/95 vs. Eastern Kentucky 16 11		
Chrissy Roberts (1)		
11/27/93 vs. Georgetown 10 11		
Shaunda Roberts (4)		
12/16/95 vs. Florida 10 10		
12/30/95 vs. North Carolina State 16 11		
1/3/96 vs. Mississippi..... 25 12		
1/7/96 vs. LSU 17 12		
Eleia Roddy (16)		
11/18/05 vs. IUPUI 11 12		
12/22/05 vs. Tennessee State..... 10 10		
1/12/06 at Florida 10 14		
2/12/06 at Arkansas 17 11		
12/4/08 at Western Kentucky..... 15 11		
12/12/08 vs. East Tennessee State 13 11		
12/14/08 at Louisville..... 13 15		
12/19/08 vs. Alabama A&M..... 17 12		
12/21/08 vs. UC Santa Barbara 14 10		
12/30/08 vs. IUPUI 15 10		
1/1/09 vs. North Carolina A&T..... 13 10		
1/3/09 at Miami (Ohio) 11 10		
1/15/09 at Alabama 19 10		
2/05/09 vs. South Carolina..... 11 11		
Stacy Reed (11)		
3/6/92 vs. Arkansas..... 16 11		
Malinka Salhi (1)		
11/28/89 at Ohio State 15 11 (A)		
Tanesha Seaton (1)		
11/22/99 at Miami (Ohio) 15 10		
Pam Shrum (6)		
11/28/87 vs. East Carolina 20 11		
12/20/87 vs. Morehead State 23 10		
1/28/88 at Vanderbilt..... 14 13		
2/5/88 vs. Alabama/Birmingham 23 13		
2/25/88 vs. Middle Tennessee 12 11		
12/18/88 at Illinois 14 10		
Lora Spencer (1)		
2/10/88 at Dayton..... 11 10		
DeNesha Stallworth (15)		
11/23/12 vs. Morehead St. 10 10		
12/7/12 vs. DePaul 17 13		
12/28/12 vs. Alcorn St. 10 10		
1/3/13 vs. Florida 17 10		
1/6/13 vs. Alabama 19 10		
1/20/13 vs. Auburn 16 10		
1/24/13 vs. South Carolina..... 12 10		
2/18/13 vs. Texas A&M..... 12 12		
3/24/13 vs. Navy 18 11		
11/10/13 vs. Wagner..... 18 13		
11/27/13 vs. Bradley 13 10		
2/9/14 vs. Florida 14 13		
2/13/14 vs. Ole Miss..... 19 11		
2/23/14 vs. Texas A&M 11 11		
2/27/14 vs. Mississippi State..... 16 20		
Diane Stephens (2)		
2/20/84 vs. Vanderbilt..... 10 11		
2/06/85 vs. Tennessee Tech..... 15 10		





ALL-TIME DOUBLE-DOUBLES BY PLAYER


Valerie Still (66)

12/1/80 vs. Charleston.....	26	10
12/4/80 vs. Cincinnati.....	28	11
12/6/80 at Indiana.....	39	11
12/10/80 at Murray State.....	35	12
1/1/81 vs. Morehead State.....	14	15
1/08/81 at Louisville.....	14	11
1/11/81 at Rutgers.....	30	14
1/13/81 at Western Kentucky.....	15	14
1/16/81 vs. James Madison.....	20	12
1/17/81 vs. Indiana State.....	37	19
1/22/81 vs. Chattanooga.....	24	10
1/24/81 vs. South Carolina.....	26	12
1/27/81 at Eastern Kentucky.....	30	19
1/30/81 vs. Mississippi State.....	33	10
1/31/81 vs. Auburn.....	22	12
2/10/81 vs. Northern Kentucky.....	20	14
3/2/81 vs. Marshall.....	20	11
3/13/81 vs. Tennessee.....	10	15
3/18/81 vs. Syracuse.....	18	11
3/21/81 at Maryland.....	32	17
11/30/81 vs. Chattanooga.....	30	21
12/5/81 vs. Seton Hall.....	34	17
12/10/81 vs. Vanderbilt.....	18	17
12/12/81 at Ohio State.....	25	13
12/21/81 vs. UCLA.....	30	14
12/31/81 vs. Florida.....	23	15
1/3/82 vs. Georgia.....	11	16
1/05/82 vs. East Carolina.....	25	11
1/07/82 vs. Indiana State.....	33	17
1/15/82 vs. Cincinnati.....	32	17
1/16/82 vs. Southern Illinois.....	27	16
1/20/82 at Old Dominion.....	15	12
1/23/82 vs. Michigan.....	27	18
1/26/82 at Vanderbilt.....	28	18
1/28/82 at Tennessee.....	16	14
1/31/82 vs. Memphis.....	13	17
2/4/82 at Georgia State.....	24	16
2/9/82 vs. National College.....	18	27
2/13/82 at South Carolina.....	23	15
2/18/82 vs. Tennessee.....	13	15
2/23/82 vs. Louisville.....	25	13
2/26/82 vs. Alabama.....	23	12
2/27/82 vs. LSU.....	34	14
3/14/82 vs. Illinois.....	21	13
3/18/82 vs. South Carolina.....	29	13
3/20/82 at Louisiana Tech.....	20	10
11/27/82 vs. Cincinnati.....	17	10

12/5/82 vs. Miami (Ohio).....	30	18
12/19/82 vs. Charleston.....	42	20
12/21/82 vs. Florida.....	26	11
1/6/83 vs. Middle Tennessee.....	21	14
1/10/83 vs. Tennessee Tech.....	29	18
1/14/83 vs. South Florida.....	22	11
1/15/83 vs. Arkansas.....	22	17
1/18/83 at Alabama.....	28	13
1/20/83 at Louisville.....	33	13
1/23/83 at Vanderbilt.....	32	14
1/30/83 vs. Georgia.....	20	10
2/2/83 vs. South Carolina.....	26	12
2/5/83 vs. Old Dominion.....	17	13
2/16/83 at Rutgers.....	38	19
2/18/83 vs. Auburn.....	21	10
2/20/83 at Georgia.....	29	10
2/22/83 at Florida.....	18	13
3/3/83 vs. Auburn.....	28	16
3/18/83 vs. Indiana.....	28	13
Stephanie Stoglin (1)		
12/1/00 vs. Purdue.....	14	10
Jane Thompson (3)		
1/2/15 vs. Alabama.....	12	10 (A)
11/25/15 vs. Eastern Michigan.....	16	10 (A)
2/7/16 vs. LSU.....	16	10 (A)
Katie Vieth (1)		
1/8/97 vs. Vanderbilt.....	10	10
Samarie Walker (20)		
2/20/12 vs. Vanderbilt.....	15	12
3/19/12 vs. Green Bay.....	15	13
3/25/12 vs. Gonzaga.....	16	12
11/23-12 vs. Morehead St.....	15	13
2/7/12 vs. DePaul.....	18	10
12/21/12 vs. UC Santa Barbara.....	12	10
12/28/12 vs. Alcorn State.....	21	14
1/6/13 vs. Alabama.....	15	13
1/27/13 vs. LSU.....	10	13
2/3/13 vs. Georgia.....	12	11
2/10/13 vs. Vanderbilt.....	10	13
11/17/13 vs. Central Michigan.....	10	11

11/21/13 vs. Lipscomb.....	10	14
11/27/13 vs. Bradley.....	22	14
1/2/14 vs. Alabama.....	12	13
1/5/14 vs. Florida.....	10	12
1/12/14 vs. Missouri.....	10	13
1/19/14 vs. Auburn.....	13	10
2/9/14 vs. Florida.....	10	12
3/22/14 vs. Wright State.....	12	14
Lydia Watkins (1)		
3/21/08 vs. Middle Tennessee.....	16	16
Jodi Whitaker (5)		
2/8/86 vs. Miami (Fla.).....	16	12 (A)
11/28/87 vs. East Carolina.....	16	14
12/1/87 vs. Eastern Kentucky.....	16	11
2/23/88 vs. LSU.....	22	10
2/29/88 vs. Virginia Tech.....	17	10
Lea Wise (2)		
1/23/82 vs. Michigan.....	14	10 (A)
2/28/82 vs. Tennessee.....	11	12

Note: Games grouped together signify consecutive double-doubles



Evelyn Akhator finished her career tied for third all-time in career double-doubles with 31 although she only played two seasons in Lexington.

UK FRESHMAN SEASON RECORDS

Points

- 641 Valerie Still, 1979-80
- 491 A'dia Mathies, 2009-10
- 413 Maria Donhoff, 1977-78
- 362 Samantha Mahoney, 2004-05
- 361 Kristi Cushenberry, 1988-89
- 364 Sarah Elliott, 2004-05
- 319 Leslie Nichols, 1982-83
- 310 Laura Meadows, 1997-98
- 298 Carly Ormerod, 2005-06
- 294 SeSe Helm, 2000-01

Points Per Game

- 22.1 Valerie Still, 1979-80
- 13.6 A'dia Mathies, 2009-10
- 12.9 Kristi Cushenberry, 1988-89
- 12.5 Maria Donhoff, 1977-78
- 12.3 SeSe Helm, 2000-01
- 11.4 Leslie Nichols, 1982-83
- 11.1 Laura Meadows, 1997-98
- 10.7 Jodie Whitaker, 1985-86
- 10.6 Samantha Mahoney, 2004-05
- 10.5 Liz Lukschu, 1977-78

Rebounds

- 403 Valerie Still, 1979-80
- 228 Victoria Dunlap, 2007-08
- 199 Maria Donhoff, 1977-78
- 197 Leslie Nichols, 1982-83
- 185 Sarah Elliott, 2004-05
- 175 LaTonya McDole, 1998-99
- 174 A'dia Mathies, 2009-10
- 162 Laura Meadows, 1997-98
- 142 Kim Denkins, 1994-95
- 142 Batouly Camara, 2015-16

Rebounds Per Game

- 13.9 Valerie Still, 1979-80
- 7.0 Leslie Nichols, 1982-83
- 6.9 Victoria Dunlap, 2007-08
- 6.2 Elisabeth Lukschu, 1977-78
- 6.0 Maria Donhoff, 1977-78
- 5.8 Laura Meadows, 1997-98
- 5.5 LaTonya McDole, 1998-99
- 5.5 Jennifer Humphrey, 2002-03
- 5.4 Sarah Elliott, 2004-05
- 5.3 Kim Denkins, 1994-95

Field Goals Made

- 256 Valerie Still, 1979-80
- 178 A'dia Mathies, 2009-10
- 165 Maria Donhoff, 1977-78
- 149 Sarah Elliott, 2004-05
- 130 Leslie Nichols, 1982-83
- 129 Kristi Cushenberry, 1988-89
- 127 Samantha Mahoney, 2004-05
- 123 Jodie Whitaker, 1985-86
- 115 SeSe Helm, 2000-01
- 114 Laura Meadows, 1997-98

Field Goals Attempted

- 463 Valerie Still, 1979-80
- 439 A'dia Mathies, 2009-10
- 370 Maria Donhoff, 1977-78
- 329 Laura Meadows, 1997-98
- 296 Samantha Mahoney, 2004-05
- 268 Kristi Cushenberry, 1988-89
- 267 Sarah Elliott, 2004-05
- 266 Stacey Reed, 1991-92
- 247 Leslie Nichols, 1982-83
- 246 SeSe Helm, 2000-01

Field Goal Percentage

- 55.8 Sarah Elliott, 2004-05
- 55.3 Valerie Still, 1979-80
- 55.0 Elisabeth Lukschu, 1977-78
- 53.8 Taylor Murray, 2015-16**
- 52.6 Leslie Nichols, 1982-83
- 52.6 Jodie Whitaker, 1985-86
- 50.8 Josh Mills, 1989-90
- 49.3 Batouly Camara, 2015-16
- 48.3 Makayla Epps, 2013-14
- 48.1 Sandy Harding, 1983-84
- 48.1 Kristi Cushenberry, 1988-89

Three-Pointers Made

- 50 Sara Potts, 2001-02
- 49 Maci Morris, 2015-16
- 49 Carly Ormerod, 2005-06
- 43 Laura Meadows, 1997-98
- 38 Natalie Martinez, 1996-97
- 34 Bria Goss, 2011-12
- 31 A'dia Mathies, 2009-10
- 30 Stacey Reed, 1991-92
- 25 Shaunda Roberts, 1994-95
- 25 Dominique Mitchell, 1995-96

Three-Pt. Field Goal Percentage (min 100 attempts)

- 41.5 Carly Ormerod, 2005-06
- 39.2 Maci Morris, 2015-16
- 34.0 Sara Potts, 2001-02
- 33.3 Laura Meadows, 1997-98
- 31.4 Natalie Martinez, 1996-97
- 29.0 A'dia Mathies, 2009-10
- 26.3 Stacey Reed, 1991-92

Free Throws Made

- 129 Valerie Still, 1979-80
- 104 A'dia Mathies, 2009-10
- 91 Samantha Mahoney, 2004-05
- 85 Kristi Cushenberry, 1988-89
- 83 Maria Donhoff, 1977-78
- 74 Alexis Jennings, 2014-15
- 62 Stacey Reed, 1991-92
- 62 LaTonya McDole, 1998-99
- 62 SeSe Helm, 2000-01
- 56 Josh Mills, 1989-90
- 56 Sarah Elliott, 2004-05

Free Throws Attempted

- 183 Valerie Still, 1979-80
- 149 A'dia Mathies, 2009-10
- 145 Samantha Mahoney, 2004-05
- 134 Bria Goss, 2011-12
- 131 Maria Donhoff, 1977-78
- 101 Victoria Dunlap, 2007-08
- 100 Kristi Cushenberry, 1988-89
- 99 LaTonya McDole, 1998-99
- 99 Alexis Jennings, 2014-15
- 83 Stacey Reed, 1991-92
- 83 Sarah Elliott, 2004-05

Free Throw Percentage (min 50 attempts)

- 86.1 SeSe Helm, 2000-01
- 85.0 Kristi Cushenberry, 1988-89
- 84.5 Chante' Bowman, 2004-05
- 83.3 Taylor Murray, 2015-16**
- 78.4 Karen Killen, 1990-91
- 77.3 Angela Phillips, 2003-04
- 76.8 Bernisha Pinkett, 2010-11
- 75.5 Patty Jo Hedges, 1979-80
- 74.7 Stacey Reed, 1991-92
- 74.7 Alexis Jennings, 2014-15

Blocks

- 49 Sarah Elliott, 2004-05
- 46 Valerie Still, 1979-80
- 38 Leslie Nichols, 1982-83
- 35 Laura Meadows, 1977-98
- 31 Azia Bishop, 2011-12
- 30 Batouly Camara, 2015-16
- 25 Victoria Dunlap, 2007-08
- 24 Alyssa Rice, 2014-15
- 23 Alexis Jennings, 2014-15
- 22 Jennifer Humphrey, 2002-03
- 22 A'dia Mathies, 2009-10

Steals

- 93 A'dia Mathies, 2009-10
- 69 Stacey Reed, 1991-92
- 60 Patty Jo Hedges, 1979-80
- 56 Taylor Murray, 2015-16
- 55 Sandy Harding, 1983-84
- 47 Laura Meadows, 1997-98
- 43 Valerie Still, 1979-80
- 43 Victoria Dunlap, 2007-08
- 42 Christina Jansen, 1992-93
- 42 Maegan Conwright, 2010-11

Assists

- 168 Sandy Harding, 1983-84
- 141 Patty Jo Hedges, 1979-80
- 119 Angela Phillips, 2002-03
- 93 LaToya McDole, 1999-2000
- 90 Stacey Reed, 1991-92
- 90 Julie Whitaker, 1999-2000

- 87 Rita Adams, 2000-01
- 87 A'dia Mathies, 2009-10
- 73 Taylor Murray, 2015-16
- 73 Daiesha Hawthorne, 2001-02

Double-Figure Scoring Games

- 29 Valerie Still, 1979-80
- 26 A'dia Mathies, 2009-10
- 23 Bria Goss, 2011-12
- 22 Maria Donhoff, 1977-78
- 18 Kristi Cushenberry, 1988-89
- 18 Samantha Mahoney, 2004-05
- 17 Leslie Nichols, 1982-83
- 17 Laura Meadows, 1997-98
- 17 Sarah Elliot, 2004-05
- 15 Maci Morris, 2015-16**
- 15 Jodie Whitaker, 1985-86

Double-Figure Rebounds Games

- 25 Valerie Still, 1979-80
- 9 Leslie Nichols, 1982-83
- 7 Victoria Dunlap, 2007-08
- 6 Elisabeth Lukschu, 1977-78
- 3 Laura Meadows, 1997-98
- 3 Jennifer Humphrey, 2002-03

Double-Figure Assists

- 2 Sandy Harding, 1983-84
- 1 Jodie Whitaker, 1985-86
- 1 Tracye Davis, 1987-88

SINGLE-GAME FRESHMAN RECORDS

Points

- 39 Valerie Still vs. Indiana (12/6/80)

Rebounds

- 26 Valerie Still vs. Rutgers (Jan. 12, 1980)

Assists

- 13 Tracye Davis vs. Tennessee St.
(1/30/88)

Blocks

- 7 DeNesha Stallworth vs. Texas A&M
(2/18/13)

Steals

- 8 A'dia Mathies vs. Miss. Valley St.
(1/1/10)



YEAR-BY-YEAR RESULTS

Year	Final			W	L	Pct.	Rank	H	A	N	W	L	Pct.	Finish	SEC Tournament			NCAA/WNIT Tournament			Coach	
	W	L	Pct.												W	L	Finish	W	L	Finish		W
1974-75	16	9	.640																		Fearmster	
1975-76	13	12	.520	6-4	5-5	2-3																Fearmster
1976-77	19	7	.731	7-3	7-3	5-1																Yow
1977-78	23	12	.657	13-3	5-4	5-5																Yow
1978-79	13	16	.448	6-7	6-6	1-3																Yow
1979-80	24	5	.828	14	14-1	8-3	2-1															Yow
1980-81	25	6	.806	11	16-0	7-3	2-3															Hall
1981-82	24	8	.750	13	17-2	6-5	1-1															Hall
1982-83	23	5	.821	12	15-1	8-2	0-2				6	2	.750	t2nd SEC/2nd East	0	1	Quarterfinals	0	1	First Round		Hall
1983-84	15	13	.536	11-6	4-6	0-1					2	6	.250	t7th SEC/t3rd East	0	1	Quarterfinals					Hall
1984-85	16	12	.571	11-5	5-6	0-1					3	5	.375	t7th SEC/4th East	0	1	1st Round					Hall
1985-86	18	11	.621	13-3	5-7	0-1					4	5	.444	t6th	0	1	Quarterfinals	0	1	First Round		Hall
1986-87	17	11	.607	8-5	7-4	2-2					3	6	.333	t7th	1	1	Quarterfinals					Hall
1987-88	14	15	.483	12-4	1-10	1-1					0	9	.000	10th	1	1	Quarterfinals					Fanning
1988-89	12	16	.428	9-4	3-11	0-1					3	6	.333	t7th	0	1	1st Round					Fanning
1989-90	23	8	.742	11-3	8-4	4-1					3	6	.333	8th	0	1	1st Round	3	0	Champions (WNIT)		Fanning
1990-91	20	9	.690	11-3	7-4	2-2					4	5	.444	t5th	0	1	Quarterfinals	0	1	First Round		Fanning
1991-92	16	14	.533	9-4	3-8	4-2					5	6	.455	6th	2	1	Semifinals					Fanning
1992-93	18	10	.643	10-3	5-4	3-3					5	6	.455	t6th	1	1	Quarterfinals					Fanning
1993-94	17	11	.607	9-4	6-5	2-2					5	6	.455	t7th	1	1	Quarterfinals					Fanning
1994-95	14	14	.500	8-5	5-8	1-1					4	7	.364	9th	1	1	Quarterfinals					Fanning
1995-96	8	19	.296	6-5	0-9	2-5					2	9	.182	t11th	0	1	1st Round					Mattox
1996-97	8	19	.296	4-6	3-10	1-3					2	10	.167	10th	0	1	1st Round					Mattox
1997-98	13	15	.464	7-5	3-9	3-1					5	9	.357	8th	0	1	1st Round					Mattox
1998-99	21	11	.656	7-3	9-5	5-3					7	7	.500	t5th	2	1	Semifinals	1	1	Second Round		Mattox
1999-00	15	14	.517	7-5	7-6	1-3					5	9	.357	t8th	1	1	Quarterfinals					Mattox
2000-01	6	21	.222	5-7	1-10	0-4					2	12	.143	12th	0	1	1st Round					Mattox
2001-02	9	20	.450	3-8	2-11	4-1					1	13	.071	12th	1	1	Quarterfinals					Mattox
2002-03	11	16	.407	8-5	1-10	2-1					4	10	.286	9th	0	1	1st Round					Mattox
2003-04	11	17	.393	7-7	3-9	1-1					3	11	.214	11th	0	1	1st Round					DeMoss
2004-05	18	16	.529	15-4	2-9	1-3					4	10	.286	t9th	0	1	1st Round	3	1	Semifinals (WNIT)		DeMoss
2005-06	22	9	.710	11-4	7-3	4-2					9	5	.643	4th	1	1	Semifinals	1	1	Second Round		DeMoss
2006-07	20	14	.588	10-5	6-7	4-2					6	8	.429	t7th	1	1	Quarterfinals	2	1	Third Round (WNIT)		DeMoss
2007-08	17	16	.515	10-8	5-5	2-3					8	6	.571	t4th	1	1	Semifinals	2	1	Quarterfinals (WNIT)		Mitchell
2008-09	16	16	.500	11-6	4-9	1-1					5	9	.357	t9th	0	1	1st Round	1	1	Second Round (WNIT)		Mitchell
2009-10	28	8	.778	19/19	17-0	6-6	5-2				11	5	.688	3rd	2	1	Finals	3	1	Elite Eight		Mitchell
2010-11	25	9	.735	17/22	13-2	8-5	4-2				11	5	.688	2nd	2	1	Finals	1	1	Second Round		Mitchell
2011-12	28	7	.800	12/8	18-0	6-5	4-2				13	3	.812	1st	1	1	Semifinals	3	1	Elite Eight		Mitchell
2012-13	30	6	.833	7/7	16-1	9-3	5-2				13	3	.812	2nd	2	1	Finals	3	1	Elite Eight		Mitchell
2013-14	26	9	.743	10/11	15-4	9-3	2-2				10	6	.625	4th	2	1	Finals	2	1	Sweet 16		Mitchell
2014-15	24	10	.750	11/16	14-3	6-5	4-2				10	6	.625	t4th	2	1	Semifinals	1	1	Second Round		Mitchell
2015-16	25	8	.806	12/13	16-2	7-4	2-2				10	6	.625	t4th	2	1	Semifinals	2	1	Sweet 16		Mitchell
2016-17	22	11	.666	18/25	16-4	5-6	1-1				11	5	.687	t3rd	1	1	Semifinals	1	1	Second Round		Mitchell
Totals	783	515	.603	449-171	219-257	95-85					199	242	.451		34	38		33	19			

Rankings – AP/Coaches Poll



ALL-TIME RESULTS

MATTHEW MITCHELL Overall Record at UK: 241-100 (2007-present)

2016-17

Coach: Matthew Mitchell

Record: 22-11 (11-5 SEC)

Nov. 11	#14 Miami (Fla.) *	82-66	Won	(H)
Nov. 12	Albany *	70-46	Won	(H)
Nov. 17	New Hampshire	92-43	Won	(H)
Nov. 19	Colorado	79-69	Loss	(A)
Nov. 23	Morehead State	74-47	Won	(H)
Nov. 27	Samford	80-57	Won	(H)
Dec. 1	#12 Oklahoma	82-68	Won	(H)
Dec. 4	#7 Louisville	69-67 (OT)	Loss	(A)
Dec. 9	Middle Tennessee	61-48	Won	(H)
Dec. 11	#23 Arizona St. !	73-71 (OT)	Loss	(H)
Dec. 18	Radford	59-36	Won	(H)
Dec. 21	Washington St.	69-67	Won	(H)
Dec. 29	#15 Duke	69-54	Loss	(A)
Jan. 1	Tennessee	72-65	Loss	(A)
Jan. 5	Missouri	64-62	Won	(H)
Jan. 8	Texas A&M	77-68	Loss	(H)
Jan. 12	Alabama	71-54	Won	(A)
Jan. 15	Georgia	82-61	Won	(H)
Jan. 19	LSU	55-42	Won	(A)
Jan. 22	Auburn	64-60	Won	(A)
Jan. 26	Ole Miss	89-57	Won	(H)
Jan. 30	Missouri	73-67	Loss	(A)
Feb. 2	#4 South Carolina	75-63	Loss	(H)
Feb. 5	Vanderbilt	71-63	Won	(H)
Feb. 9	Georgia	66-56	Won	(A)
Feb. 16	Arkansas	69-62	Won	(A)
Feb. 19	Florida	67-48	Won	(H)
Feb. 23	#3 Miss. State	78-75 (OT)	Won	(H)
Feb. 26	#7 South Carolina	95-87	Loss	(A)
Mar. 3	Alabama **	65-55	Won	(N)
Mar. 4	#5 South Carolina **	89-77	Loss	(N)
Mar. 17	Belmont ***	73-70	Won	(H)
Mar. 19	#11 Ohio State ***	82-68	Loss	(H)

! - Game played in Rupp Arena - Lexington, Ky.

* - Kentucky Classic - Lexington, Ky. (Memorial Coliseum)

** - SEC Tournament - Greenville, S.C. (Bon Secours Wellness Arena)

*** - NCAA First & Second Rounds - Lexington, Ky. (Memorial Coliseum)

2015-16

Coach: Matthew Mitchell

Record: 25-8 (10-6 SEC)

Nov. 13	Rice	72-39	Won	(H)
Nov. 15	#15/15 Arizona State	68-64 (OT)	Won	(A)
Nov. 18	Morehead State	112-57	Won	(H)
Nov. 22	Colorado	86-61	Won	(H)
Nov. 25	Eastern Michigan	89-67	Won	(H)
Nov. 29	Jackson State	92-24	Won	(H)
Dec. 2	Northern Kentucky	84-65	Won	(A)
Dec. 10	Louisville !	72-54	Won	(H)
Dec. 13	Middle Tennessee	68-52	Won	(A)
Dec. 20	#13/11 Duke !	71-61	Won	(H)
Dec. 28	Tennessee State	81-39	Won	(H)
Jan. 3	Auburn	61-66	Lost	(A)
Jan. 7	Alabama	73-48	Won	(H)
Jan. 10	Georgia	64-53	Won	(A)

Jan. 14	#2/2 South Carolina	62-73	Lost	(H)
Jan. 17	Auburn	54-47	Won	(H)
Jan. 21	Ole Miss	65-73	Lost	(A)
Jan. 25	#18/21 Tennessee	64-63	Won	(H)
Jan. 28	Vanderbilt	69-71	Lost	(H)
Jan. 31	Florida	79-85	Lost	(A)
Feb. 4	#2/2 South Carolina	68-78	Lost	(A)
Feb. 7	LSU	70-58	Won	(H)
Feb. 14	Vanderbilt	71-55	Won	(A)
Feb. 18	#14/13 Mississippi St.	83-60	Won	(A)
Feb. 21	Arkansas	77-63	Won	(H)
Feb. 25	#24/24 Missouri	69-59	Won	(H)
Feb. 28	#13/13 Texas A&M	71-58	Won	(A)
March 3	LSU*	79-71	Won	(N)
March 4	#25/24 Florida*	92-69	Won	(N)
March 5	#2/3 South Carolina*	63-93	Lost	(N)
March 19	UNC Asheville**	85-31	Won	(N)
March 20	Oklahoma**	79-58	Won	(N)
March 25	Washington***!	72-85	Lost	(N)

! = Game played in Rupp Arena - Lexington, Ky.

* - SEC Tournament - Little Rock, Ark. (Verizon Arena)

** - NCAA Tournament, First & Second Rounds, Lexington, Ky. (Memorial Coliseum)

*** - NCAA Tournament, Lexington Regional (Rupp Arena)

2014-15

Coach: Matthew Mitchell

Record: 24-10 (10-6 SEC)

Nov. 14	Appalachian State	111-74	Won	(H)
Nov. 17	#8/9 Baylor !	74-64	Won	(H)
Nov. 19	Morehead State	91-62	Won	(H)
Nov. 22	Central Michigan	71-68	Won	(A)
Nov. 27	Illinois *	71-77	Lost	(N)
Nov. 28	Oklahoma *	92-88 (OT)	Won	(N)
Nov. 29	South Florida *	61-57	Won	(N)
Dec. 3	Northern Kentucky	82-64	Won	(H)
Dec. 7	#7/7 Louisville	77-68	Won	(A)
Dec. 12	Middle Tennessee	78-62	Won	(H)
Dec. 14	Belmont	71-55	Won	(H)
Dec. 21	#13/13 Duke	68-89	Lost	(A)
Dec. 28	Tennessee State	87-75	Won	(H)
Jan. 2	Alabama	78-66	Won	(A)
Jan. 4	Ole Miss	64-58	Won	(H)
Jan. 8	Auburn	78-57	Won	(H)
Jan. 11	#1/1 South Carolina	60-68	Lost	(A)
Jan. 15	Florida	62-56	Won	(H)
Jan. 18	LSU	79-84	Lost	(A)
Jan. 25	Missouri	83-69	Won	(A)
Jan. 29	#6/6 Tennessee	72-73	Lost	(H)
Feb. 1	#21/20 Georgia	80-72	Won	(H)
Feb. 8	Vanderbilt	82-68	Won	(A)
Feb. 12	#13/15 Miss. State	92-90 (2OT)	Won	(H)
Feb. 15	#6/6 Tennessee	58-72	Lost	(A)
Feb. 19	#15/15 Texas A&M	69-81	Lost	(H)
Feb. 23	Ole Miss	59-67	Lost	(A)
Feb. 26	Arkansas	56-51	Won	(H)
March 1	#2/2 South Carolina	67-56	Won	(H)
March 5	Vanderbilt **	67-61	Won	(N)
March 6	#11/13 Miss. State*	*76-67	Won	(N)
March 7	#5/5 Tennessee **	64-75	Lost	(N)
March 20	Tennessee State ***	97-52	Won	(H)
March 22	Dayton ***	94-99	Lost	(H)

! = Game played in Rupp Arena - Lexington, Ky.

* - Paradise Jam - St. Thomas, Virgin Islands (UVI Sports and Fitness Center)

** - SEC Tournament - Little Rock, Ark. (Verizon Arena)

*** - NCAA Tournament, First & Second Rounds, Lexington, Ky. (Memorial Coliseum)

2013-14

Coach: Matthew Mitchell

Record: 26-9 (10-6 SEC)

Nov. 8	Marist	75-61	Won	(A)
Nov. 10	Wagner	96-57	Won	(A)
Nov. 13	Georgia Southern	103-38	Won	(H)
Nov. 17	Central Michigan	96-74	Won	(H)
Nov. 21	Lipscomb	116-49	Won	(H)
Nov. 24	Middle Tennessee	84-72	Won	(A)
Nov. 27	Bradley	117-77	Won	(H)
Dec. 1	#3/4 Louisville	69-64	Won	(H)
Dec. 6	#9/9 Baylor %	133-130 (4OT)	Won	(N)
Dec. 12	DePaul	96-85	Won	(A)
Dec. 15	East Tennessee State	73-56	Won	(H)
Dec. 22	#2/2 Duke !	61-69	Lost	(H)
Dec. 29	Grambling State	109-46	Won	(H)
Jan. 2	Alabama	85-63	Won	(A)
Jan. 5	Florida	73-83	Lost	(H)
Jan. 9	#10/11 South Carolina	59-68	Lost	(A)
Jan. 12	Missouri	80-69	Won	(H)
Jan. 19	Auburn	73-71	Won	(A)
Jan. 23	Alabama	55-57	Lost	(H)
Jan. 26	Arkansas	68-58	Won	(H)
Jan. 30	Georgia	56-58	Lost	(A)
Feb. 2	#14/14 LSU	63-56	Won	(H)
Feb. 9	Florida	80-86	Lost	(A)
Feb. 13	Ole Miss	108-78	Won	(H)
Feb. 16	#8/8 Tennessee	75-71	Won	(A)
Feb. 20	#4/6 South Carolina	58-81	Lost	(H)
Feb. 23	#16/13 Texas A&M	83-74	Won	(A)
Feb. 27	Mississippi State	81-74 (OT)	Won	(H)
March 2	Vanderbilt	65-63	Won	(H)
March 7	Florida *	75-70	Won	(N)
March 8	#5/7 South Carolina *	68-58	Won	(N)
March 9	#6/6 Tennessee *	70-71	Lost	(N)
March 22	Wright State **	106-60	Won	(H)
March 24	Syracuse **	64-59	Won	(H)
March 29	#5/6 Baylor ***	72-90	Lost	(N)

% - Game Played in AT&T Stadium (Arlington, Texas)

! - Game played in Rupp Arena

* - SEC Tournament, Duluth, Ga. (The Arena at Gwinnett Center)

** - NCAA 1st & 2nd Rounds, Lexington, Ky. (Memorial Coliseum)

*** - NCAA Regional, South Bend, Ind. (Purcell Pavilion)

2012-13

Coach: Matthew Mitchell

Record: 30-6 (13-3 SEC)

Nov. 10	Delaware State	96-50	Won	(H)
Nov. 13	Baylor #1/1	51-85	Lost	(A)
Nov. 17	High Pt.	80-46	Won	(H)
Nov. 23	Morehead State	73-37	Won	(H)
Nov. 25	USC Upstate	100-34	Won	(H)
Nov. 28	Miami (Ohio)	92-53	Won	(H)
Dec. 2	#7/6 Louisville	48-47	Won	(A)
Dec. 7	DePaul !	96-64	Won	(H)
Dec. 9	Middle Tennessee	68-46	Won	(H)
Dec. 18	Pepperdine	80-62	Won	(A)
Dec. 21	UC Santa Barbara	66-38	Won	(A)

ALL-TIME RESULTS

Dec. 28	Alcorn State	90-23	Won	(H)
Dec. 30	Marist	78-56	Won	(H)
Jan. 3	Florida	76-69	Won	(H)
Jan. 6	Alabama	87-70	Won	(A)
Jan. 10	#20/21 Texas A&M	65-62	Won	(H)
Jan. 13	Missouri	69-43	Won	(A)
Jan. 17	Mississippi State	100-47	Won	(H)
Jan. 20	Auburn	97-53	Won	(H)
Jan. 24	#18/14 South Carolina	50-55	Lost	(A)
Jan. 27	LSU	73-60	Won	(H)
Feb. 3	#13/14 Georgia	71-75	Lost	(H)
Feb. 7	Arkansas	80-74 (OT)	Won	(A)
Feb. 10	Vanderbilt	75-53	Won	(A)
Feb. 14	#16/14 South Carolina	78-74	Won	(H)
Feb. 18	#10/13 Texas A&M	70-66	Won	(A)
Feb. 24	LSU	72-77	Lost	(A)
Feb. 28	Ole Miss	90-65	Won	(A)
March 3	#8/8 Tennessee	78-65	Won	(H)
March 8	Vanderbilt *	76-65	Won	(N)
March 9	#12/12 Georgia *	60-38	Won	(N)
March 10	#19/19 Texas A&M *	67-75	Lost	(N)
March 24	Navy **	61-41	Won	(N)
March 26	#18/15 Dayton **	84-70	Won	(N)
March 30	#15/16 Delaware ***	69-62	Won	(N)
April 1	#3/3 Connecticut ***	53-83	Lost	(N)

! - Game played in Rupp Arena

* - SEC Tournament, Duluth, Ga.

(The Arena at Gwinnett Center)

** - NCAA 1st & 2nd Rounds, Queens, N.Y.

(Carnesecca Arena)

*** - NCAA Regional, Bridgeport, Conn. (Webster Bank Arena)

2011-12

SEC Regular Season Champions

Coach: Matthew Mitchell

Record: 28-7 (13-3 SEC)

Nov. 11	Morehead State	96-60	Won	(A)
Nov. 15	Jacksonville State	100-25	Won	(H)
Nov. 17	Northeastern	81-47	Won	(H)
Nov. 19	Southern Miss	88-71	Won	(H)
Nov. 23	Nebraska Omaha	81-48	Won	(H)
Nov. 25	Sam Houston State	73-52	Won	(H)
Nov. 27	Mississippi Valley State	90-51	Won	(H)
Dec. 4	#10/11 Louisville	74-54	Won	(H)
Dec. 8	#6/5 Duke !	72-65	Won	(H)
Dec. 11	Arkansas-Pine Bluff	101-43	Won	(H)
Dec. 18	#3/3 Notre Dame	83-92	Lost	(A)
Dec. 21	Samford	90-61	Won	(H)
Dec. 28	Middle Tennessee	58-70	Lost	(A)
Jan. 1	Florida	59-56	Won	(A)
Jan. 5	Arkansas	84-72	Won	(H)
Jan. 8	Mississippi State	88-40	Won	(H)
Jan. 12	#6/7 Tennessee	61-60	Won	(H)
Jan. 15	#24/rv South Carolina	66-58	Won	(A)
Jan. 19	#15/14 Georgia	69-64	Won	(A)
Jan. 22	Florida	57-52	Won	(H)
Jan. 26	Auburn	66-48	Won	(A)
Jan. 29	Alabama	82-68	Won	(H)
Feb. 2	Ole Miss	82-41	Won	(H)
Feb. 5	LSU	51-61	Lost	(A)
Feb. 13	#13/11 Tennessee	54-91	Lost	(A)
Feb. 16	Alabama	75-77	Lost	(A)
Feb. 20	RV/#24 Vanderbilt	70-61	Won	(H)
Feb. 23	South Carolina	53-50	Won	(H)
Feb. 26	Mississippi State	76-40	Won	(A)

March 2	Florida *	71-67	Won	(N)
March 3	LSU *	61-72	Lost	(N)
March 17	McNeese State **	68-62	Won	(N)
March 19	#10/10 Green Bay **	65-62	Won	(N)
March 25	RV/#24 Gonzaga ***	79-62	Won	(N)
March 27	#3/3 Connecticut ***	65-80	Lost	(N)

! - Game played in Rupp Arena

* - SEC Tournament, Nashville, Tenn. (Bridgestone Arena)

** - NCAA 1st & 2nd Rounds, Ames, Iowa (Hilton Coliseum)

*** - NCAA Regional, Kingston, R.I. (Ryan Center)

2010-11

Coach: Matthew Mitchell

Record: 25-9 (11-5 SEC)

Nov. 12	Morehead State	82-48	Won	(H)
Nov. 14	Miami (Ohio)	84-71	Won	(A)
Nov. 21	#12/12 Notre Dame	81-76	Won	(H)
Nov. 26	Murray State *	91-59	Won	(N)
Nov. 27	Southern Miss *	79-60	Won	(A)
Dec. 5	Louisville	52-78	Lost	(A)
Dec. 7	Tennessee Tech	77-53	Won	(H)
Dec. 11	UT-Chattanooga	79-64	Won	(A)
Dec. 18	Alabama A&M	84-58	Won	(H)
Dec. 21	Arkansas Pine Bluff	107-35	Won	(H)
Dec. 29	Middle Tennessee	81-72	Won	(H)
Dec. 30	UT-Martin	68-47	Won	(H)
Jan. 4	#3/3 Duke	48-54	Lost	(A)
Jan. 6	#25/RV Arkansas	67-78	Lost	(A)
Jan. 9	Georgia	59-61	Lost	(H)
Jan. 13	South Carolina	66-48	Won	(H)
Jan. 16	Mississippi State	72-60	Won	(H)
Jan. 20	Florida	59-58	Won	(A)
Jan. 23	Vanderbilt	78-68	Won	(H)
Jan. 27	Ole Miss	74-68	Won	(A)
Jan. 30	Alabama	82-69	Won	(A)
Feb. 3	Auburn	69-38	Won	(H)
Feb. 7	#4/4Tennessee	67-73	Lost	(H)
Feb. 10	South Carolina	61-66	Lost	(A)
Feb. 13	LSU	49-47	Won	(H)
Feb. 17	Georgia	51-69	Lost	(A)
Feb. 20	Vanderbilt	80-71	Won	(A)
Feb. 24	Arkansas	55-54	Won	(H)
Feb. 27	Auburn	76-62	Won	(A)
March 4	LSU **	60-58	Won	(N)
March 5	Vanderbilt **	69-56	Won	(N)
March 6	#4/4 Tennessee **	65-90	Lost	(N)
March 19	Hampton ***	66-62 (OT)	Won	(N)
March 21	#14/14 UNC ***	74-86	Lost	(N)

* Lady Eagle Thanksgiving Classic (Hattiesburg, Miss.) (Reed Green Coliseum)

** SEC Tournament, Nashville, Tenn. (Bridgestone Arena)

*** NCAA 1st & 2nd Rounds, Albuquerque, N.M. (The Pit/University Arena)

2009-10

Coach: Matthew Mitchell

Record: 28-8 (11-5 SEC)

Nov. 13	Boston	92-58	Won	(H)
Nov. 15	Butler	87-66	Won	(H)
Nov. 17	Morehead State	72-55	Won	(A)
Nov. 22	Chattanooga	65-55	Won	(H)
Nov. 25	UC-Santa Barbara	68-54	Won	(A)
Nov. 28	McNeese State	85-50	Won	(H)

Dec. 01	Miami (Ohio)	107-53	Won	(H)
Dec. 04	Cincinnati	68-57	Won	(A)
Dec. 13	Florida A&M	91-39	Won	(H)
Dec. 20	Louisville	101-67	Won	(H)
Dec. 22	UT-Martin	87-47	Won	(H)
Dec. 28	Middle Tennessee	51-57	Lost	(A)
Jan. 1	Mississippi Valley State	93-48	Won	(H)
Jan. 7	#8/8 Georgia	60-61 (OT)	Lost	(A)
Jan. 10	#17/16 Vanderbilt	63-53	Won	(H)
Jan. 14	South Carolina	71-79	Lost	(A)
Jan. 17	Alabama	88-63	Won	(H)
Jan. 21	Arkansas	69-52	Won	(H)
Jan. 24	Auburn	68-50	Won	(H)
Jan. 28	#18/19 LSU	71-62	Won	(A)
Jan. 31	Mississippi State	69-59	Won	(A)
Feb. 4	Ole Miss	80-66	Won	(H)
Feb. 7	Arkansas	71-57	Won	(A)
Feb. 11	#19/18 Georgia	64-48	Won	(H)
Feb. 14	#RV/No. 22 Vanderbilt	55-68	Lost	(A)
Feb. 18	Florida	77-51	Won	(H)
Feb. 21	South Carolina	71-50	Won	(H)
Feb. 25	#4/4 Tennessee	65-81	Lost	(A)
Feb. 28	Auburn	53-65	Lost	(A)
March 5	Auburn *	65-54	Won	(N)
March 6	Mississippi State *	76-65	Won	(N)
March 7	#4/4 Tennessee *	62-70	Lost	(N)
March 20	Liberty **	83-77	Won	(N)
March 22	#24/25 Michigan St. **	70-52	Won	(N)
March 28	#4/4 Nebraska ***	76-67	Won	(N)
March 30	#12/12 Oklahoma ***	68-88	Lost	(N)

* SEC Tournament, Duluth Ga.

(The Arena at Gwinnett Center)

** NCAA 1st & 2nd Rounds, Louisville, Ky. (Freedom Hall)

*** NCAA Regionals, Kansas City, Mo. (Sprint Center)

2008-09

Coach: Matthew Mitchell

Record: 16-16 (5-9 SEC)

Nov. 15	Michigan	60-70	Lost	(H)
Nov. 17	Cincinnati	58-55	Won	(H)
Nov. 23	George Washington	67-48	Won	(H)
Nov. 28	Yale*	87-82	Won	(N)
Nov. 29	Long Island *	46-43	Won	(A)
Dec. 2	#23/25 Xavier	44-67	Lost	(A)
Dec. 4	Western Kentucky	57-66	Lost	(A)
Dec. 6	Furman	74-35	Won	(H)
Dec. 12	East Tennessee State	50-59	Lost	(H)
Dec. 14	#12/13 Louisville	59-75	Lost	(A)
Dec. 19	Alabama A&M	65-45	Won	(H)
Dec. 21	UC-Santa Barbara	69-58	Won	(H)
Dec. 30	IUPUI	82-60	Won	(H)
Jan. 1	North Carolina A&T	72-63	Won	(H)
Jan. 3	Miami (Ohio)	80-55	Won	(A)
Jan. 8	Tennessee	64-69	Lost	(A)
Jan. 11	Arkansas	72-63	Won	(H)
Jan. 15	Alabama	67-57	Won	(A)
Jan. 18	Mississippi State	45-52	Lost	(H)
Jan. 25	LSU	56-59	Lost	(H)
Jan. 29	#12/16 Florida	74-59	Lost	(A)
Feb. 1	Ole Miss	60-69	Lost	(A)
Feb. 5	South Carolina	61-47	Won	(H)
Feb. 8	#20/22 Vanderbilt	62-72	Lost	(H)
Feb. 12	#5/4 Auburn	69-81	Lost	(A)
Feb. 19	#13/19 Tennessee	66-56	Won	(H)
Feb. 22	LSU	56-57	Lost	(A)



ALL-TIME RESULTS

Feb. 26	Georgia	57-61	Lost	(H)
March 1	South Carolina	70-53	Won	(A)
March 5	Georgia **	64-82	Lost	(N)
March 19	Chattanooga ***	81-76 (OT)	Won	(H)
March 22	Wisconsin ***	45-49	Lost	(A)

* Courtyard LaGuardia Turkey Classic (Brooklyn, N.Y.)
- Wellness, Recreation and Athletic Center
** SEC Tournament (North Little Rock, Ark.)
- Alltel Arena
*** WNIT Tournament (Campus Sites)

2007-08

Coach: Matthew Mitchell

Record: 17-16 (8-6 SEC)

Nov. 10	USC-Upstate	74-59	Won	(H)
Nov. 14	#14/12 George Wash.	65-75	Lost	(A)
Nov. 18	Florida Atlantic	61-53	Won	(H)
Nov. 23	Minnesota *	80-92	Lost	(N)
Nov. 24	#21/22 Texas *	60-72	Lost	(N)
Nov. 25	Lipscomb *	76-55	Won	(N)
Nov. 30	Western Kentucky !	74-78 (OT)	Lost	(H)
Dec. 4	William & Mary	75-44	Won	(H)
Dec. 8	Michigan	59-63	Lost	(A)
Dec. 20	Louisville !	65-80	Lost	(A)
Dec. 28	#23 Old Dominion	62-71	Lost	(H)
Dec. 30	South Alabama	66-56	Won	(A)
Jan. 1	Xavier	46-51	Lost	(H)
Jan. 7	Wofford	67-57	Won	(H)
Jan. 10	Florida	60-58	Won	(H)
Jan. 13	Mississippi State	64-60	Won	(A)
Jan. 17	#2 Tennessee	40-65	Lost	(A)
Jan. 20	#20/18 Auburn	62-55	Won	(H)
Jan. 24	South Carolina	66-62	Won	(A)
Jan. 27	#9 LSU !	46-72	Lost	(H)
Jan. 31	#17/14 Georgia	47-44	Won	(A)
Feb. 3	#2 Tennessee	51-79	Lost	(A)
Feb. 7	Ole Miss !	59-54	Won	(H)
Feb. 14	#25 Vanderbilt	49-66	Lost	(A)
Feb. 17	Alabama	64-44	Won	(H)
Feb. 21	#6 LSU	48-52	Lost	(A)
Feb. 24	Arkansas	59-56	Won	(A)
March 2	South Carolina !	57-65	Lost	(H)
March 7	#23/21 Georgia **	57-50	Won	(N)
March 8	#7/6 LSU **	49-66	Lost	(N)
March 21	Middle Tennessee ***	68-66 (OT)	Won	(H)
March 26	James Madison ***	84-76	Won	(H)
March 30	Marquette ***	64-69	Lost	(H)

* Rainbow Wahine Classic (Honolulu, Hawaii)

- Stan Sheriff Center

** SEC Tournament (Nashville, Tenn.)

- Sommet Center

*** WNIT Tournament (Lexington, Ky.) - Memorial Coliseum

! - Played in Rupp Arena

MICKIE DEMOSS

Overall Record at UK: 71-56 (2003-07)

2006-07

Coach: Mickie DeMoss

Record: 20-14 (6-8 SEC)

Nov. 10	Washington State *	80-51	Won	(H)
Nov. 12	Indiana *	51-54	Lost	(H)
Nov. 18	Old Dominion	69-55	Won	(A)
Nov. 24	Delaware **	70-86	Lost	(N)
Nov. 25	Southern Illinois **	78-59	Won	(N)

Nov. 29	Detroit	79-44	Won	(H)
Dec. 3	#19 Louisville	75-83	Lost	(A)
Dec. 8	Alabama State	75-46	Won	(H)
Dec. 17	Arkansas-Pine Bluff !	83-46	Won	(H)
Dec. 19	Mississippi Valley State	84-37	Won	(H)
Dec. 21	Southern	70-44	Won	(H)
Dec. 29	Kent State ***	82-47	Won	(N)
Dec. 30	Memphis ***	86-51	Won	(N)
Jan. 2	Texas-Pan American	77-45	Won	(H)
Jan. 4	South Carolina	59-55	Won	(H)
Jan. 6	#7/8 Ohio State	51-53	Lost	(A)
Jan. 11	Alabama	63-62	Won	(A)
Jan. 14	Ole Miss	65-67 (OT)	Lost	(H)
Jan. 18	#8 LSU	58-76	Lost	(A)
Jan. 21	Auburn	68-65	Won	(A)
Jan. 25	Mississippi State !	75-83 (2OT)	Lost	(H)
Jan. 28	South Carolina	56-66	Lost	(A)
Feb. 1	#15 Vanderbilt	62-63	Lost	(H)
Feb. 4	Florida	84-74	Won	(H)
Feb. 8	Ole Miss	69-61	Won	(A)
Feb. 11	#3 Tennessee	62-84	Lost	(A)
Feb. 15	#11/12 Georgia !	72-82 (OT)	Lost	(H)
Feb. 18	Arkansas !	87-60	Won	(H)
Feb. 25	Florida	79-83	Lost	(A)
March 1	Arkansas ****	72-57	Won	(N)
March 2	#10/12 Georgia ****	40-72	Lost	(N)
March 15	Oakland *****	65-56	Won	(A)
March 19	Ball State *****	85-82	Won	(A)
March 22	Wisconsin *****	61-67	Lost	(A)

* Women's Sports Foundation Tournament

(Lexington, Ky.) - Memorial Coliseum

** Odwalla Classic (San Francisco, Calif.)

- War Memorial Gymnasium

*** Wells Fargo New Year's Classic

(San Antonio, Texas) - USTA Convocation Center

**** SEC Tournament (Duluth, Ga.) - Gwinnett Center

***** WNIT (Campus Sites)

! - Played in Rupp Arena

2005-06

Coach: Mickie DeMoss

Record: 22-9 (9-5 SEC)

Nov. 18	IUPUI	81-52	Won	(H)
Nov. 22	Stetson	84-38	Won	(H)
Nov. 25	Indiana State *	68-58	Won	(N)
Nov. 26	Hofstra *	67-54	Won	(N)
Dec. 1	Florida International	71-56	Won	(H)
Dec. 6	North Carolina A&T	71-40	Won	(H)
Dec. 8	Georgetown	63-47	Won	(H)
Dec. 10	Detroit	74-65	Won	(A)
Dec. 18	#3 LSU	36-66	Lost	(H)
Dec. 22	Tennessee State	105-45	Won	(H)
Dec. 28	Louisville !	55-64	Lost	(H)
Dec. 31	Wake Forest	77-82	Lost	(A)
Jan. 2	Bowling Green St.	66-62 (OT)	Won	(H)
Jan. 8	South Carolina	72-60	Won	(H)
Jan. 12	#RV/24 Florida	80-65	Won	(A)
Jan. 15	Georgia Tech **	66-62	Won	(A)
Jan. 19	Auburn !	57-71	Lost	(H)
Jan. 22	Ole Miss	81-75	Won	(A)
Jan. 26	#1/3 Tennessee !	66-63	Won	(H)
Feb. 2	#14 Georgia	57-91	Lost	(A)
Feb. 5	Florida	61-68	Lost	(H)
Feb. 9	South Carolina	75-71	Won	(A)
Feb. 12	Arkansas	79-50	Won	(A)
Feb. 16	Ole Miss	65-61	Won	(H)

Feb. 19	Mississippi State	51-46	Won	(A)
Feb. 23	#23/24 Vanderbilt	55-72	Lost	(A)
Feb. 26	Alabama !	80-60	Won	(H)
March 2	#23/RV Florida ***	88-70	Won	(N)
March 3	#3 LSU ***	52-79	Lost	(N)
March 18	Chattanooga ****	69-59	Won	(N)
March 20	#16/17 Michigan St.****	63-67	Lost	()

* Pepperdine Tournament (Malibu, Calif.)

- Firestone Fieldhouse

** Russell Athletic Shootout (Duluth, Ga.)

- Gwinnett Center

*** SEC Tournament (North Little Rock, Ark.)

- Alltel Arena

**** NCAA First and Second Rounds (Rosemont, Ill.) Allstate Arena

! - Played in Rupp Arena

2004-05

Coach: Mickie DeMoss

Record: 18-16 (4-10 SEC)

Nov. 19	Butler	82-44	Won	(H)
Nov. 21	Florida A&M	84-55	Won	(H)
Nov. 25	Oregon St. &	73-70	Won	(N)
Nov. 26	South Dakota St. &	55-57	Lost	(N)
Nov. 27	#17/18 Rutgers &	60-75	Lost	(N)
Dec. 1	Northwestern	70-63	Won	(A)
Dec. 5	Louisville	49-66	Lost	(A)
Dec. 10	Charleston So.	89-33	Won	(H)
Dec. 12	Marshall	73-55	Won	(A)
Dec. 18	UAB	90-60	Won	(H)
Dec. 21	Nicholls State !	106-51	Won	(H)
Dec. 28	Xavier	67-75	Lost	(A)
Dec. 30	Wake Forest !	66-61	Won	(H)
Jan. 2	St. Francis (Penn.)	85-73	Won	(H)
Jan. 4	Longwood	79-41	Won	(H)
Jan. 9	Alabama	63-69 (OT)	Lost	(A)
Jan. 13	#18 Georgia !	71-63	Won	(H)
Jan. 16	Ole Miss	70-63	Won	(H)
Jan. 20	Mississippi St.	59-72	Lost	(A)
Jan. 23	#7/9 Tennessee	49-67	Lost	(A)
Jan. 27	#23/21 Vanderbilt	67-73	Lost	(H)
Jan. 30	South Carolina	66-50	Won	(H)
Feb. 6	#18/19 Georgia	64-68	Lost	(A)
Feb. 10	Florida	59-70	Lost	(H)
Feb. 13	Auburn	50-65	Lost	(A)
Feb. 17	#1 LSU	58-81	Lost	(A)
Feb. 20	Mississippi State	55-71	Lost	(A)
Feb. 24	South Carolina	47-60	Lost	(A)
Feb. 27	Arkansas	73-67	Won	(H)
March 3	Auburn *	57-62	Lost	(N)
March 18	Eastern Michigan **	79-68	Won	(H)
March 20	Chattanooga **	91-54	Won	(H)
March 24	Xavier **	67-62	Won	(H)
March 28	West Virginia **	75-80 (2OT)	Lost	(H)

& Paradise Jam (St. Thomas, Virgin Islands)

* SEC Tournament (Greenville, S.C.) - BiLo Center

** WNIT (Lexington, Ky.) - Memorial Coliseum

! - Played in Rupp Arena

2003-04

Coach: Mickie DeMoss

Record: 11-17 (3-11 SEC)

Nov. 21	IPFW	79-59	Won	(H)
Nov. 23	Northwestern	67-60	Won	(H)
Nov. 25	#13 North Carolina !	59-75	Lost	(H)
Nov. 28	Duquesne *	90-83	Won	(N)





ALL-TIME RESULTS

Nov. 29	San Francisco *	59-67	Lost	(A)
Dec. 3	Louisville !	84-80 (OT)	Won	(H)
Dec. 10	Xavier	60-75	Lost	(H)
Dec. 13	Temple	82-86 (OT)	Lost	(A)
Dec. 20	Miami (Ohio)	64-58	Won	(A)
Dec. 22	Western Kentucky	76-63	Won	(A)
Dec. 30	Austin Peay	82-56	Won	(H)
Jan. 2	Cincinnati	52-60	Lost	(A)
Jan. 6	High Pt.	83-45	Won	(H)
Jan. 8	#22 Vanderbilt	57-65	Lost	(A)
Jan. 11	#12/9 Georgia	53-74	Lost	(H)
Jan. 18	#14 LSU	69-70	Lost	(H)
Jan. 22	Mississippi State	67-80	Lost	(A)
Jan. 25	South Carolina	75-61	Won	(A)
Jan. 29	#1 Tennessee	72-81	Lost	(H)
Feb. 1	Ole Miss	88-90 (2OT)	Lost	(A)
Feb. 5	#19/22 Auburn	54-71	Lost	(H)
Feb. 8	#24/RV Florida	56-76	Lost	(A)
Feb. 15	Mississippi State	41-54	Lost	(H)
Feb. 19	Arkansas	58-69	Lost	(A)
Feb. 22	Alabama	62-59	Won	(H)
Feb. 26	South Carolina	71-54	Won	(H)
Feb. 29	#19/15 Georgia	62-73	Lost	(A)
March 4	#19/RV Vanderbilt **	41-60	Lost	(N)

* Odwalla Classic (San Francisco, Calif)
- War Memorial Gym
** SEC Tournament (Nashville, Tenn.)
- Gaylord Entertainment Center
! - Played in Rupp Arena

BERNADETTE MATTOX

Overall Record: 91-135
(1995-2003)

2002-03

Coach: Bernadette Mattox

Record: 11-16 (4-10 SEC)

Captain: Rita Adams

Nov. 25	Southern Illinois	79-53	Won	(H)
Nov. 29	Pacific *	77-61	Won	(N)
Nov. 30	Washington *	56-88	Lost	(A)
Dec. 4	Evansville	66-70	Lost	(A)
Dec. 7	Western Kentucky	83-88	Lost	(H)
Dec. 14	Hawaii **	59-70	Lost	(A)
Dec. 15	Long Island **	72-64	Won	(N)
Dec. 21	Miami (Ohio)	108-102 (OT)	Won	(H)
Dec. 23	Morris Brown	106-32	Won	(H)
Dec. 31	Cincinnati	69-67	Won	(H)
Jan. 2	Marshall !	75-42	Won	(H)
Jan. 5	Louisville	62-86	Lost	(A)
Jan. 12	Alabama	59-55	Won	(H)
Jan. 16	LSU	39-82	Lost	(A)
Jan. 19	Vanderbilt	50-84	Lost	(A)
Jan. 23	Ole Miss	83-66	Won	(H)
Jan. 26	Georgia	59-71	Lost	(A)
Feb. 2	South Carolina	46-49	Lost	(H)
Feb. 6	Auburn	56-63 (OT)	Lost	(A)
Feb. 9	Vanderbilt	63-85	Lost	(H)
Feb. 13	Arkansas	60-70	Lost	(H)
Feb. 16	Mississippi State	46-96	Lost	(A)
Feb. 20	Florida	49-47	Won	(H)
Feb. 23	Alabama	73-71 (2OT)	Won	(A)
Feb. 27	South Carolina	51-97	Lost	(A)
March 2	Tennessee	69-84	Lost	(H)
March 6	Auburn ***	62-68	Lost	(N)

* Seattle Times Husky Classic (Seattle, Wash.) - Bank of America

Arena
** Hawaii Invitational (Honolulu, Hawaii) - Stan Sheriff Center
*** SEC Tournament (North Little Rock, Ark.) - Alltel Arena
! - Played in Rupp Arena

2001-02

Coach: Bernadette Mattox

Record: 9-20 (1-13 SEC)

Captains: LaTonya McDole and Niece Patterson

Nov. 17	Temple	64-55	Won	(H)
Nov. 23	Sam Houston State *	100-55	Won	(N)
Nov. 24	Memphis *	55-63	Lost	(A)
Nov. 28	North Carolina	64-102	Lost	(A)
Dec. 1	Miami (Fla.)	60-57	Won	(H)
Dec. 5	Miami (Ohio)	64-73	Lost	(A)
Dec. 8	Western Kentucky	79-84	Lost	(A)
Dec. 16	Virginia Commonwealth	66-61	Won	(A)
Dec. 19	Louisville	72-53	Won	(H)
Dec. 22	Evansville	72-78	Lost	(H)
Dec. 28	Southern Miss **	59-44	Won	(N)
Dec. 29	Lafayette **	83-60	Won	(N)
Jan. 3	Mississippi State	54-59	Lost	(H)
Jan. 6	Alabama	63-62	Won	(A)
Jan. 10	Vanderbilt	54-71	Lost	(A)
Jan. 13	Auburn	66-70	Lost	(H)
Jan. 17	Arkansas	64-76	Lost	(A)
Jan. 20	South Carolina	49-78	Lost	(A)
Jan. 24	LSU	59-75	Lost	(H)
Jan. 27	Alabama	58-61	Lost	(H)
Feb. 3	Georgia	50-76	Lost	(H)
Feb. 7	Ole Miss	66-76	Lost	(A)
Feb. 10	South Carolina	73-74	Lost	(H)
Feb. 14	Florida	59-81	Lost	(A)
Feb. 19	Cincinnati	57-73	Lost	(A)
Feb. 21	Vanderbilt	57-73	Lost	(H)
Feb. 24	Tennessee	64-89	Lost	(A)
Feb. 28	Mississippi State ***	75-72	Won	(N)
March 1	LSU ***	62-74	Lost	(N)

* Lady Tiger Classic (Memphis, Tenn.) - Elma Roane Fieldhouse
** Blue Sky Restaurant Group Classic (Hanover, N.H.)
- Edward Leede Arena
*** SEC Tournament (Nashville, Tenn.) - Gaylord Entertainment Center

European Tour

May 2001 • 5-0

W, 87-56	Nice University Club (Nice, France)	May 9
W, 85-69	Lyon A.L.G.M (Lyon, France)	May 10
W, 59-44	Sion Helios BBC (Montreaux, Switzerland)	May 12
W, 87-50	Fribourg BBC (Fribourg, Switzerland)	May 13
W, 78-59	Sceaux (Paris, France)	May 15

2000-01

Coach: Bernadette Mattox

Record: 6-21 (2-12 SEC)

Captain: LaTonya McDole

Nov. 21	Miami (Ohio)	77-71	Won	(H)
Nov. 25	Missouri *	51-86	Lost	(N)
Nov. 26	Houston *	77-78	Lost	(N)
Nov. 29	IUPUI	76-75	Won	(H)
Dec. 1	Purdue	67-87	Lost	(H)
Dec. 6	Xavier	62-80	Lost	(A)
Dec. 9	Louisville	57-63	Lost	(A)
Dec. 17	Fla. International **	60-58	Won	(A)
Dec. 19	Miami (Fla.)	59-74	Lost	(A)
Dec. 22	Cincinnati ***	38-57	Lost	(N)

Dec. 30	Florida Atlantic	112-71	Won	(H)
Jan. 4	Auburn	40-73	Lost	(A)
Jan. 7	Florida	48-85	Lost	(H)
Jan. 11	Vanderbilt	61-91	Lost	(H)
Jan. 14	Arkansas	50-69	Lost	(A)
Jan. 18	LSU	64-87	Lost	(A)
Jan. 21	Tennessee	38-110	Lost	(H)
Jan. 25	Alabama	71-64	Won	(H)
Jan. 27	Tennessee	39-83	Lost	(A)
Jan. 31	Va. Commonwealth	57-67	Lost	(H)
Feb. 4	Arkansas	78-84	Lost	(H)
Feb. 11	South Carolina	62-70	Lost	(A)
Feb. 15	Georgia	58-91	Lost	(A)
Feb. 18	South Carolina	61-59	Won	(H)
Feb. 22	Ole Miss	54-75	Lost	(H)
Feb. 25	Mississippi State	66-74	Lost	(A)
March 1	LSU ****	57-72	Lost	(N)

* Pepperdine Classic (Malibu, Calif.) - Firestone Fieldhouse

** Baptist Health Systems Women's Fab Four Classic

(Miami, Fla.) - Golden Panther Arena

*** Louisville, Ky. (double-header with UK Men vs. Indiana)

**** SEC Tournament (Memphis, Tenn.) - The Pyramid

1999-2000

Coach: Bernadette Mattox

Record: 15-14 (5-9 SEC)

Captains: Tiffany Wait and Erica Jackson

Nov. 19	Austin Peay	88-52	Won	(A)
Nov. 22	Miami (Ohio)	77-39	Won	(A)
Nov. 24	Connecticut *	62-68	Lost	(A)
Nov. 26	Clemson *	65-70	Lost	(N)
Dec. 1	Western Kentucky	75-48	Won	(H)
Dec. 6	New Mexico	62-52	Won	(A)
Dec. 11	Liberty	69-57	Won	(A)
Dec. 18	Purdue **	40-48	Lost	(N)
Dec. 22	Cincinnati	68-62	Won	(A)
Dec. 28	Tennessee-Martin	93-55	Won	(H)
Dec. 31	Xavier	67-68	Lost	(H)
Jan. 3	Winthrop	94-39	Won	(H)
Jan. 6	Auburn	71-69	Won	(H)
Jan. 10	Florida	72-58	Won	(A)
Jan. 13	Vanderbilt	55-60 (OT)	Lost	(A)
Jan. 16	Arkansas	68-60	Won	(H)
Jan. 20	LSU	59-66	Lost	(H)
Jan. 23	Tennessee	65-71	Lost	(H)
Jan. 27	Alabama	67-68	Lost	(A)
Jan. 30	Tennessee	48-77	Lost	(A)
Feb. 6	Arkansas	70-83	Lost	(A)
Feb. 13	South Carolina	73-71	Won	(H)
Feb. 17	Georgia	69-73	Lost	(H)
Feb. 20	South Carolina	51-64	Lost	(A)
Feb. 22	Louisville	75-65	Won	(H)
Feb. 24	Ole Miss	59-57	Won	(A)
Feb. 27	Mississippi State	46-63	Lost	(H)
March 2	Alabama ***	67-63	Won	(N)
March 3	Georgia ***	45-63	Lost	(N)

* Coaches vs. Cancer Challenge (Hartford, Conn.) - Hartford

Civic Center

** Boilermaker Blockbuster (Indianapolis, Ind.) - Consec

Fieldhouse

*** SEC Tournament (Chattanooga, Tenn.) - UTC Arena

1998-99

Coach: Bernadette Mattox

Record: 21-11 (7-7 SEC)

Captains: Tiffany Wait and Jaye Barnes



ALL-TIME RESULTS

Nov. 15	Austin Peay	88-71	Won	(H)
Nov. 19	Ohio State	92-84 (OT)	Won	(A)
Nov. 22	Tennessee-Martin	90-60	Won	(A)
Nov. 27	Louisville *	73-62	Won	(N)
Nov. 28	Hawaii *	66-57	Won	(A)
Nov. 29	UCLA *	54-64	Lost	(N)
Dec. 6	Auburn	68-62	Won	(A)
Dec. 9	Miami (Ohio)	76-56	Won	(H)
Dec. 12	Liberty	76-80	Lost	(H)
Dec. 19	Eastern Illinois **	90-71	Won	(N)
Dec. 20	Wichita State **	58-51	Won	(A)
Dec. 28	Cincinnati	70-59	Won	(H)
Jan. 3	Florida	63-77	Lost	(H)
Jan. 7	Vanderbilt	70-69	Won	(H)
Jan. 10	Ole Miss	57-60	Lost	(A)
Jan. 14	LSU	59-67	Lost	(A)
Jan. 17	Tennessee	60-98	Lost	(A)
Jan. 20	Louisville	69-56	Won	(A)
Jan. 24	Alabama	76-72	Won	(H)
Jan. 28	Florida	80-70	Won	(A)
Jan. 31	Arkansas	69-74 (OT)	Lost	(A)
Feb. 4	Auburn	67-68	Lost	(H)
Feb. 7	Georgia	80-76	Won	(H)
Feb. 11	South Carolina	78-76	Won	(A)
Feb. 14	Mississippi State	78-83	Lost	(A)
Feb. 16	Eastern Kentucky	87-47	Won	(A)
Feb. 21	South Carolina	93-65	Won	(H)
Feb. 25	Ole Miss ***	75-59	Won	(N)
Feb. 26	LSU ***	81-71	Won	(N)
Feb. 27	Georgia ***	62-68	Lost	(N)
March 13	Nebraska ****	98-92	Won	(N)
March 15	UCLA ****	63-87	Lost	(N)

* Rainbow Wahine Classic (Honolulu, Hawaii)
 ** Wichita State Shocker Shootout (Wichita, Kan.)
 *** SEC Tournament (Chattanooga, Tenn.)
 **** NCAA Tournament (Los Angeles, Calif.)

1997-98

Coach: Bernadette Mattox

Record: 13-15 (5-9 SEC)

Captains: Jaye Barnes, Tiffany Wait and Natalie Martinez

Nov. 18	Indiana	71-84	Lost	(A)
Nov. 21	Southwest Missouri	54-74	Lost	(A)
Nov. 25	Michigan State	57-71	Lost	(A)
Nov. 28	Illinois Chicago *	60-46	Won	(N)
Nov. 29	Nebraska *	59-68	Lost	(A)
Dec. 3	Ohio State	68-51	Won	(H)
Dec. 6	Dayton	73-69	Won	(H)
Dec. 8	Western Kentucky	66-64 (OT)	Won	(A)
Dec. 14	Auburn	68-67	Won	(H)
Dec. 20	Miami (Ohio)	71-64	Won	(A)
Dec. 28	UMass **	57-51	Won	(N)
Dec. 29	Northeastern **	76-39	Won	(N)
Jan. 4	Florida	58-100	Lost	(A)
Jan. 7	Vanderbilt	54-64	Lost	(A)
Jan. 10	Ole Miss	49-76	Lost	(H)
Jan. 14	LSU (Cincinnati)	74-71 (OT)	Won	(H)
Jan. 18	Tennessee	65-93	Lost	(H)
Jan. 21	Louisville §	62-80	Lost	(H)
Jan. 24	Alabama	56-62	Lost	(A)
Jan. 28	Florida	63-70	Lost	(H)
Jan. 31	Arkansas	79-63	Lost	(H)
Feb. 4	Auburn	53-48	Won	(A)
Feb. 8	South Carolina	87-73	Won	(H)
Feb. 11	Georgia	46-87	Lost	(A)
Feb. 15	Mississippi State	71-62	Won	(H)

Feb. 17	Eastern Kentucky	76-60	Won	(H)
Feb. 21	South Carolina	65-67	Lost	(A)
Feb. 26	Mississippi State ***	48-67	Lost	(N)
* Nebraska CableVision Classic (Lincoln, Neb.)				
** Citizen's Bank Dartmouth Classic (Hanover, N.H.)				
*** SEC Tournament (Columbus, Ga.)				
§ - Played in Louisville - Freedom Hall (Double-header w/ UK men's team)				

1996-97

Coach: Bernadette Mattox

Record: 8-19 (2-10 SEC)

Nov. 22	Michigan *	54-68	Lost	(N)
Nov. 23	Western Michigan *	61-44	Won	(A)
Nov. 27	Michigan State	50-76	Lost	(H)
Nov. 30	Dayton	53-55	Lost	(A)
Dec. 4	Ohio State	66-84	Lost	(A)
Dec. 7	Toledo	54-80	Lost	(A)
Dec. 13	Miami (Ohio)	71-63	Won	(H)
Dec. 15	Indiana	62-74	Lost	(H)
Dec. 22	Southwest Missouri	64-58	Won	(H)
Dec. 29	Alaska-Anchorage **	76-41	Won	(N)
Dec. 30	Villanova **	63-54	Won	(A)
Jan. 2	Ole Miss	52-83	Lost	(A)
Jan. 5	LSU	63-73	Lost	(A)
Jan. 8	Vanderbilt	54-65	Lost	(H)
Jan. 12	Tennessee	61-84	Lost	(A)
Jan. 14	Western Kentucky	79-73	Won	(H)
Jan. 22	Alabama #	62-78	Lost	(N)
Jan. 25	Arkansas	55-88	Lost	(A)
Jan. 29	South Carolina	59-68	Lost	(A)
Feb. 2	Auburn	59-60	Lost	(H)
Feb. 5	Eastern Kentucky	62-67	Lost	(A)
Feb. 8	Georgia	62-80	Lost	(H)
Feb. 13	Florida	53-77	Lost	(H)
Feb. 16	Mississippi State	74-57	Won	(A)
Feb. 18	Louisville	52-64	Lost	(A)
Feb. 22	South Carolina	76-52	Won	(H)
Feb. 28	Arkansas ***	60-71	Lost	(N)

* Western Michigan Tournament (Kalamazzo, Mich)

** Villanova Wildcat Classic (Villanova, Penn.)

*** SEC Tournament (Chattanooga, Tenn.)

Played in Cincinnati, Ohio - Riverfront Coliseum

1995-96

Coach: Bernadette Mattox

Record: 8-19 (2-9 SEC)

Captains: Christina Jansen and Julie Swarens-Beickman

Nov. 24	UNC-Asheville *	98-76	Won	(H)
Nov. 25	Toledo *	88-76	Won	(H)
Nov. 29	Ohio State	67-77	Lost	(H)
Dec. 1	Loyola (Md.) **	67-54	Won	(N)
Dec. 2	Northwestern **	42-78	Lost	(A)
Dec. 5	Western Kentucky	61-81	Lost	(A)
Dec. 8	Indiana #	64-71	Lost	(N)
Dec. 16	Florida ###	46-69	Lost	(N)
Dec. 21	Syracuse ####	83-63	Won	(N)
Dec. 23	Miami (Ohio)	62-71	Lost	(A)
Dec. 29	Duke ***	54-73	Lost	(N)
Dec. 30	N.C. State ***	62-66	Lost	(N)
Jan. 3	Ole Miss	60-68	Lost	(H)
Jan. 7	LSU	52-62	Lost	(H)
Jan. 11	Vanderbilt	53-58	Lost	(A)
Jan. 14	Tennessee	45-60	Lost	(H)
Jan. 20	Alabama	51-66	Lost	(A)
Jan. 24	South Carolina	53-66	Lost	(H)

Jan. 28	Arkansas	69-65	Won	(H)
Feb. 7	Marshall	66-72	Lost	(A)
Feb. 10	Auburn	46-88	Lost	(A)
Feb. 13	Georgia	55-75	Lost	(A)
Feb. 17	Mississippi State	78-60	Won	(H)
Feb. 19	Louisville	74-66	Won	(H)
Feb. 24	South Carolina	65-76	Lost	(A)
Feb. 27	Eastern Kentucky	68-62	Won	(H)
March 1	Auburn ****	43-58	Lost	(N)

* UK Invitational Tournament (Lexington, Ky.)

** Northwestern Inv. Tournament (Evanston, Ill.)

*** Big Four Classic (Greensboro, N.C.)

**** SEC Tournament (Chattanooga, Tenn.)

Played in Lafayette, Ind. - Mackey Arena

Played in Orlando, Fla. - Orlando Arena

Played in Cincinnati, Ohio - Riverfront Coliseum

SHARON FANNING

Overall Record: 134-97

(1987-95)

1994-95

Coach: Sharon Fanning

Record: 14-14 (4-7 SEC)

Captains: Stacey Reed, Karri Koach and Stephanie Baker

Nov. 25	UMass *	73-55	Won	(H)
Nov. 26	St. John's *	67-54	Won	(H)
Dec. 1	Detroit	71-48	Won	(H)
Dec. 4	Ohio State	59-75	Lost	(A)
Dec. 7	Indiana	60-65	Lost	(A)
Dec. 11	Western Kentucky	48-64	Lost	(H)
Dec. 17	Ole Miss	58-66	Lost	(A)
Dec. 19	Memphis	71-81	Lost	(A)
Dec. 28	UCLA	65-74	Lost	(A)
Dec. 31	Cal St.-Northridge	74-52	Won	(A)
Jan. 4	Florida !	63-55	Won	(H)
Jan. 7	South Carolina	85-67	Won	(H)
Jan. 11	Louisville	76-77 (OT)	Lost	(A)
Jan. 15	Mississippi State	65-53	Won	(A)
Jan. 17	Cincinnati	52-49	Won	(A)
Jan. 22	Georgia	57-68	Lost	(H)
Jan. 26	Vanderbilt	53-82	Lost	(H)
Jan. 29	Auburn	62-73	Lost	(H)
Feb. 1	UNC-Asheville	70-55	Won	(A)
Feb. 4	Arkansas	56-62	Lost	(A)
Feb. 8	Marshall	91-58	Won	(H)
Feb. 11	Alabama	62-68	Lost	(H)
Feb. 15	Morehead State	78-49	Won	(H)
Feb. 19	Tennessee	41-67	Lost	(A)
Feb. 22	Eastern Kentucky	80-67	Won	(H)
Feb. 25	LSU	63-49	Won	(A)
March 3	Auburn **	75-51	Won	(N)
March 4	Tennessee **	62-74	Lost	(N)

* Lady Kat Invitational (Lexington, Ky.)

** SEC Tournament (Chattanooga, Tenn.)

! - Played in Rupp Arena

1993-94

Coach: Sharon Fanning

Record: 17-11 (5-6 SEC)

Captains: Tedra Eberhart, Jennifer Gray, Kayla Campbell and Christie Jordan

Nov. 26	Marist *	96-65	Won	(H)
Nov. 27	Georgetown *	87-82	Won	(H)
Dec. 1	Detroit	82-76	Won	(A)
Dec. 4	Memphis State	91-63	Won	(H)





ALL-TIME RESULTS

Dec. 7	Indiana	74-86	Lost	(H)
Dec. 10	Western Kentucky	77-82 (OT)	Lost	(A)
Dec. 18	Ole Miss	47-51	Lost	(H)
Dec. 21	Ohio State	81-94	Lost	(H)
Dec. 29	Central Florida **	87-45	Won	(A)
Dec. 30	Florida State **	58-55	Won	(N)
Dec. 31	North Carolina **	75-80 (OT)	Lost	(N)
Jan. 4	Florida	64-81	Lost	(A)
Jan. 8	South Carolina	82-63	Won	(A)
Jan. 12	Vanderbilt	56-83	Lost	(A)
Jan. 16	Mississippi State	81-79	Won	(H)
Jan. 19	Louisville	95-62	Won	(H)
Jan. 23	Georgia	71-70	Won	(A)
Jan. 29	Auburn	61-75	Lost	(A)
Feb. 1	Eastern Kentucky	99-75	Won	(H)
Feb. 5	Arkansas	81-60	Won	(H)
Feb. 8	Cincinnati	86-56	Won	(H)
Feb. 13	Alabama	82-96	Lost	(A)
Feb. 16	Marshall	66-43	Won	(A)
Feb. 18	Tennessee	89-95 (OT)	Lost	(H)
Feb. 23	Murray State	74-67	Won	(A)
Feb. 26	LSU	89-71	Won	(H)
March 4	South Carolina ***	83-80	Won	(N)
March 5	Vanderbilt ***	67-72	Lost	(N)

* Lady Kat Invitational (Lexington, Ky.)
 ** Central Florida Holiday Classic (Orlando, Fla.)
 *** SEC Tournament (Chattanooga, Tenn.)

1992-93

Coach: Sharon Fanning
Record: 18-10 (5-6 SEC)
Captains: Cathy Proctor, Mia Daniel and Jocelyn Mills

Dec. 1	Marshall	79-44	Won	(H)
Dec. 4	Murray State *	89-55	Won	(H)
Dec. 5	Connecticut *	75-54	Won	(H)
Dec. 9	South Carolina	76-55	Won	(H)
Dec. 11	UNC-Charlotte **	54-57	Lost	(N)
Dec. 12	West Virginia **	73-63	Won	(N)
Dec. 19	Oklahoma State ***	57-61	Lost	(N)
Dec. 20	Chicago State ***	95-33	Won	(N)
Dec. 28	Bradley	78-49	Won	(A)
Dec. 31	Kansas	71-61	Won	(H)
Jan. 4	Mississippi State	73-53	Won	(A)
Jan. 6	Louisville	58-53	Won	(A)
Jan. 10	Georgia	69-60	Won	(H)
Jan. 13	Morehead State	66-38	Won	(H)
Jan. 16	Auburn	49-52	Lost	(H)
Jan. 19	Western Kentucky	62-60	Won	(H)
Jan. 23	Arkansas	43-45	Lost	(A)
Jan. 26	Butler	83-76	Won	(A)
Jan. 31	Alabama	77-73	Won	(H)
Feb. 6	Tennessee	61-85	Lost	(A)
Feb. 10	Cincinnati	69-72	Lost	(A)
Feb. 13	LSU	72-65	Won	(A)
Feb. 18	Eastern Kentucky	74-56	Won	(H)
Feb. 20	Ole Miss	65-77	Lost	(A)
Feb. 23	Vanderbilt	52-65	Lost	(H)
Feb. 28	Florida	69-72	Lost	(H)
March 5	Mississippi State ****	84-73	Won	(N)
March 6	Vanderbilt ****	61-68	Lost	(N)

* Lady Kat Invitational (Lexington, Ky.)
 ** Iowa Amana Hawkeye Classic (Iowa City, Iowa)
 *** Wichita State Pizza Hut Classic (Wichita, Kan.)
 **** SEC Tournament (Chattanooga, Tenn.)

Finland & Estonia Tour May 1992 • 5-0

W, 76-56	Tapiolan Urheiluhall (Finland)
W, 73-49	Finnish Junior National Team
W, 71-66	Estonia
W, 82-80	Meelis Estonian
W, 77-53	Espoo (Finland)

1991-92

Coach: Sharon Fanning
Record: 16-14 (5-6 SEC)
Captains: Kristi Cushenberry, Rebekah Reasor and Stacy McIntyre

Nov. 23	Iowa	68-74	Lost	(H)
Nov. 26	Miami (Ohio)	90-60	Won	(H)
Nov. 29	Wichita State *	79-58	Won	(H)
Nov. 30	Houston *	70-76	Lost	(H)
Dec. 3	South Carolina	75-63	Won	(A)
Dec. 6	St. John's **	83-77	Won	(N)
Dec. 7	Kansas **	51-62	Lost	(A)
Dec. 11	Western Kentucky	67-66	Won	(A)
Dec. 14	George Washington	62-71	Lost	(A)
Dec. 28	Holy Cross ***	87-69	Won	(N)
Dec. 29	St. John's ***	64-73	Lost	(N)
Dec. 31	Connecticut	53-81	Lost	(A)
Jan. 4	Mississippi State	75-52	Won	(H)
Jan. 7	Ohio State	94-101	Lost	(A)
Jan. 11	Georgia	65-83	Lost	(A)
Jan. 14	Cincinnati	82-72	Won	(H)
Jan. 19	Auburn	51-47	Won	(A)
Jan. 24	Arkansas	75-74 (OT)	Won	(H)
Jan. 28	Butler	97-75	Won	(H)
Feb. 1	Alabama	72-78	Lost	(A)
Feb. 5	Morehead State	79-58	Won	(H)
Feb. 8	Tennessee	52-77	Lost	(H)
Feb. 12	Vanderbilt	67-93	Lost	(A)
Feb. 16	LSU	71-55	Won	(H)
Feb. 19	Louisville	81-71	Won	(H)
Feb. 23	Ole Miss	69-82	Lost	(H)
Feb. 29	Florida	73-77	Lost	(A)
March 6	Arkansas ****	79-63	Won	(N)
March 7	Alabama ****	95-87	Won	(N)
March 8	Tennessee ****	80-94	Lost	(N)

* Lady Kat Invitational Tournament (Lexington, Ky.)
 ** Kansas Dial Classic (Lawrence, Kan.)
 *** St. John's Cahill Invitational (Jamaica, N.Y.)
 **** SEC Tournament (Albany, Ga.)

1990-91

Coach: Sharon Fanning
Record: 20-9 (4-5 SEC)
Captains: Tracye Davis, Kristi Cushenberry and Stacy McIntyre

Nov. 23	Kent State *	114-83	Won	(H)
Nov. 24	Duquesne *	101-56	Won	(H)
Nov. 26	Northern Kentucky	97-79	Won	(H)
Nov. 28	Ohio State	107-73	Won	(H)
Dec. 2	Indiana	64-80	Lost	(A)
Dec. 5	Miami (Ohio)	72-68	Won	(H)
Dec. 7	Bradley	103-75	Won	(H)
Dec. 15	Dayton !	95-68	Won	(H)
Dec. 17	Eastern Illinois	82-48	Won	(H)
Dec. 19	Marquette	86-60	Won	(A)
Dec. 29	Northeast Louisiana **	73-66	Won	(N)
Dec. 30	Indiana **	78-71	Won	(N)
Jan. 2	Pepperdine	73-64	Won	(A)

Jan. 6	LSU	74-78	Lost	(A)
Jan. 12	Tennessee	70-80	Lost	(A)
Jan. 17	Louisville	63-70	Lost	(A)
Jan. 20	Vanderbilt	80-63	Won	(H)
Jan. 27	Alabama	65-72	Lost	(H)
Jan. 30	Auburn	69-72	Lost	(H)
Feb. 1	Alabama-Birmingham	84-55	Won	(H)
Feb. 3	Georgia	71-87	Lost	(H)
Feb. 6	Morehead State	83-67	Won	(A)
Feb. 9	Mississippi State	75-64	Won	(A)
Feb. 13	Cincinnati	82-50	Won	(A)
Feb. 16	Ole Miss	87-81	Won	(A)
Feb. 21	Eastern Kentucky	79-71	Won	(A)
Feb. 23	Florida	67-65	Won	(H)
March 2	LSU ***	76-96	Lost	(N)
March 13	James Madison ****	62-70	Lost	(N)

* Lady Kat Invitational Tournament (Lexington, Ky.)
 ** Nevada-Reno New Year's Classic (Reno, Nevada)
 *** SEC Tournament (Albany, Ga.)
 **** NCAA Tournament First Round (East Region - Harrisonburg, Va.)
 ! - Played in Rupp Arena

1989-90

Coach: Sharon Fanning
Record: 23-8 (3-6 SEC)
Captain: Vanessa Foster-Sutton
Co-Captains: Malinka Salhi, Lisa Ellis and Kris Miller

Nov. 24	Kentucky State *	121-44	Won	(H)
Nov. 25	Missouri *	102-84	Won	(H)
Nov. 28	Ohio State	86-89 (3OT)	Lost	(A)
Nov. 30	Miami (Ohio)	61-56	Won	(A)
Dec. 2	Marquette	96-68	Won	(H)
Dec. 4	Indiana !	76-48	Won	(H)
Dec. 8	Michigan State **	89-72	Won	(A)
Dec. 9	Miami (Fla.) **	80-71	Won	(N)
Dec. 17	Central Florida	102-58	Won	(A)
Dec. 20	Stetson	93-58	Won	(A)
Dec. 30	Dayton	88-58	Won	(A)
Jan. 3	Cincinnati	79-45	Won	(H)
Jan. 7	Vanderbilt	70-79	Lost	(A)
Jan. 11	LSU	79-80 (OT)	Lost	(H)
Jan. 15	Mississippi State	86-61	Won	(H)
Jan. 17	Southern Utah	98-39	Won	(H)
Jan. 22	Tennessee	60-76	Lost	(H)
Jan. 27	Ole Miss !	64-71	Lost	(H)
Jan. 31	Eastern Kentucky	80-59	Won	(H)
Feb. 3	Georgia	75-78	Lost	(A)
Feb. 5	Alabama-Birmingham	81-71	Won	(A)
Feb. 10	Florida	84-70	Won	(A)
Feb. 15	Louisville	83-68	Won	(H)
Feb. 17	Alabama	74-58	Won	(A)
Feb. 20	Morehead State	106-71	Won	(H)
Feb. 24	Auburn	60-68	Lost	(A)
Feb. 27	Middle Tennessee	72-56	Won	(H)
March 2	Florida***	54-70	Lost	(N)
March 22	Maine****	76-66	Won	(N)
March 23	Miami (Fla.) ****	80-68	Won	(N)
March 24	Toledo ****	85-76	Won	(N)

* Lady Kat Invitational Tournament (Lexington, Ky.)
 ** Michigan State Holiday Classic (East Lansing, Mich.)
 *** SEC Tournament (Albany, Ga.)
 **** NWIT (Amarillo, Texas)
 ! - Played in Rupp Arena



ALL-TIME RESULTS

1988-89

Coach: Sharon Fanning

Record: 12-16 (3-6 SEC)

Captains: Jodie Whitaker and Pam Shrum

Nov. 25	American University *	84-46	Won	(H)
Nov. 26	Radford *	89-83	Won	(H)
Nov. 29	Ohio State	80-82	Lost	(H)
Dec. 3	Ohio	77-80	Lost	(A)
Dec. 6	Dayton	72-59	Won	(H)
Dec. 10	Indiana	71-83	Lost	(A)
Dec. 18	Illinois	71-84	Lost	(A)
Dec. 20	Cincinnati	58-61	Lost	(A)
Dec. 30	Austin Peay	95-57	Won	(H)
Jan. 3	Morehead State	70-74	Lost	(A)
Jan. 6	Vanderbilt	74-68	Won	(H)
Jan. 8	Middle Tennessee	68-66	Won	(A)
Jan. 11	Eastern Kentucky	83-77 (OT)	Won	(A)
Jan. 13	Marshall	72-61	Won	(H)
Jan. 16	Kentucky State	92-53	Won	(H)
Jan. 18	Louisville	77-73	Won	(A)
Jan. 21	Tennessee	57-101	Lost	(A)
Jan. 24	Western Kentucky	75-79	Lost	(H)
Jan. 28	Ole Miss	52-70	Lost	(A)
Jan. 31	Mississippi State	54-64	Lost	(A)
Feb. 4	Georgia	70-92	Lost	(H)
Feb. 7	Tennessee Tech	68-88	Lost	(A)
Feb. 11	Florida	97-90	Won	(H)
Feb. 14	LSU	72-86	Lost	(A)
Feb. 17	Alabama	89-75	Won	(H)
Feb. 19	Virginia Tech	66-75	Lost	(A)
Feb. 25	Auburn	70-89	Lost	(H)
March 3	Florida **	64-67	Lost	(N)

* Lady Kat Invitational Tournament (Lexington, Ky.)

** SEC Tournament (Albany, Ga.)

1987-88

Coach: Sharon Fanning

Record: 14-15 (0-9 SEC)

Captains: Belitta Croley, Monique Tarantini and Michele Pennie

Nov. 27	Louisville *	98-77	Won	(H)
Nov. 28	East Carolina *	93-75	Won	(H)
Dec. 1	Eastern Kentucky	96-79	Won	(H)
Dec. 7	Tennessee Tech	78-69	Won	(H)
Dec. 9	Indiana	75-68	Won	(H)
Dec. 11	Western Kentucky	56-80	Lost	(A)
Dec. 20	Morehead State	101-83	Won	(H)
Dec. 28	Ohio	98-85	Won	(H)
Dec. 30	Cincinnati	67-60	Won	(H)
Jan. 4	Louisiana Tech	63-95	Lost	(A)
Jan. 7	Mississippi State	61-68	Lost	(H)
Jan. 10	Marshall	57-58	Lost	(A)
Jan. 13	Alabama	54-74	Lost	(A)
Jan. 16	Illinois State	78-84	Lost	(A)
Jan. 18	Belmont College	79-75	Won	(H)
Jan. 23	Florida	64-68	Lost	(A)
Jan. 28	Vanderbilt	68-83	Lost	(A)
Jan. 30	Tennessee State	88-70	Won	(A)
Feb. 2	Ole Miss	67-75	Lost	(H)
Feb. 5	Alabama-Birmingham	76-69	Won	(H)
Feb. 7	Georgia	70-86	Lost	(A)
Feb. 10	Dayton	58-68	Lost	(A)
Feb. 14	Auburn	57-93	Lost	(A)
Feb. 18	Tennessee	75-99	Lost	(H)
Feb. 23	LSU	74-88	Lost	(H)
Feb. 25	Middle Tennessee	76-68	Won	(H)

Feb. 29	Virginia Tech	80-79	Won	(H)
March 4	Vanderbilt**	75-67	Won	(N)
March 5	Tennessee**	66-100	Lost	(N)

* Lady Kat Invitational (Lexington, Ky.)

** SEC Tournament (Albany, Ga.)

TERRY HALL

Overall Record: 138-66 (1980-87)

1986-87

Coach: Terry Hall

Record: 17-11 (3-6 SEC)

Captains: Sandy Harding, Debbie Miller and Melanie Warren

Nov. 28	Bowling Green State *	74-62	Won	(H)
Nov. 29	Illinois State *	78-70	Won	(H)
Dec. 3	Indiana	63-61	Won	(A)
Dec. 6	Miami (Fla.)	71-55	Won	(A)
Dec. 9	Eastern Kentucky	88-56	Won	(A)
Dec. 12	Ohio State	71-76	Lost	(H)
Dec. 14	Illinois	76-78	Lost	(H)
Dec. 20	Middle Tennessee State	79-68	Won	(A)
Dec. 29	Howard **	65-62	Won	(N)
Dec. 30	Duke **	63-68	Lost	(N)
Jan. 3	Louisiana Tech	63-64	Lost	(H)
Jan. 7	Morehead State	73-57	Won	(A)
Jan. 11	Tennessee	64-76	Lost	(A)
Jan. 15	Tennessee State	91-65	Won	(H)
Jan. 17	LSU	73-83	Lost	(A)
Jan. 21	Vanderbilt	74-71	Won	(H)
Jan. 23	Old Dominion	85-70	Won	(H)
Jan. 28	Ole Miss	64-72	Lost	(A)
Jan. 30	Mississippi State	61-81	Lost	(A)
Feb. 3	Auburn	53-72	Lost	(H)
Feb. 7	Alabama	89-80	Won	(H)
Feb. 14	Florida	83-76	Won	(H)
Feb. 18	Cincinnati	86-56	Won	(A)
Feb. 21	Louisville	70-48	Won	(A)
Feb. 24	Dayton	73-57	Won	(H)
Feb. 27	Georgia	64-73	Lost	(H)
March 4	Florida ***	75-53	Won	(N)
March 5	Georgia ***	64-67	Lost	(N)

* Lady Kat Invitational (Lexington, Ky.)

** St. John's Christmas Tournament (Jamaica, N.Y.)

*** SEC Tournament (Albany, Ga.)

1985-86

Coach: Terry Hall

Record: 18-11 (4-5 SEC)

Captains: Leslie Nichols, Karen Mosley and Shelly Miller

Nov. 22	Marshall	102-73	Won	(A)
Nov. 29	Cleveland State *	101-63	Won	(H)
Nov. 30	Middle Tennessee *	85-77	Won	(H)
Dec. 2	Morehead State	73-58	Won	(H)
Dec. 4	Southern Illinois	66-62	Won	(H)
Dec. 7	Illinois	74-78	Lost	(A)
Dec. 13	Indiana	60-68	Lost	(H)
Dec. 22	Western Michigan	84-60	Won	(H)
Dec. 30	Ohio State	70-66	Won	(A)
Jan. 2	Tennessee Tech	65-69 (OT)	Lost	(A)
Jan. 5	Eastern Kentucky	97-55	Won	(H)
Jan. 8	Ole Miss !	69-72	Lost	(H)
Jan. 10	Old Dominion	69-74	Lost	(A)
Jan. 14	Dayton	84-64	Won	(A)
Jan. 18	Florida	66-68	Lost	(A)
Jan. 21	Cincinnati	80-67	Won	(H)

Jan. 24	Tennessee	96-82	Won	(H)
Jan. 28	LSU	63-76	Lost	(H)
Jan. 31	Charleston	111-64	Won	(H)
Feb. 2	Auburn	91-90 (2OT)	Won	(A)
Feb. 5	Vanderbilt	79-70	Won	(A)
Feb. 8	Miami (Fla.)	108-53	Won	(H)
Feb. 12	Alabama	75-76	Lost	(A)
Feb. 14	Louisville	87-77	Won	(H)
Feb. 16	Mississippi State	66-54	Won	(H)
Feb. 23	Georgia	67-113	Lost	(A)
Feb. 26	Detroit	99-71	Won	(H)
March 1	LSU **	66-77	Lost	(N)
March 12	Drake ***	70-73	Lost	(A)

* Lady Kat Dial Classic (Lexington, Ky.)

** SEC Tournament (Athens, Ga.)

*** NCAA Tournament (Midwest Region - Des Moines, Iowa)

! - Played in Rupp Arena

1984-85

Coach: Terry Hall

Record: 16-12 (3-5 SEC)

Captains: Leslie Nichols and Diane Stephens

Nov. 20	Cincinnati	67-56	Won	(H)
Nov. 24	Morehead State *	77-66	Won	(H)
Nov. 25	West Virginia *	70-63	Won	(H)
Nov. 27	Ohio State !	74-61	Won	(H)
Nov. 29	Miami (Ohio)	76-60	Won	(A)
Dec. 1	South Carolina	75-63	Won	(H)
Dec. 7	Indiana	64-65	Lost	(A)
Dec. 11	National College	83-46	Won	(A)
Dec. 21	Illinois	77-60	Won	(H)
Dec. 28	N.C. State **	78-69	Won	(A)
Dec. 29	#1 Old Dominion **	59-66	Lost	(N)
Jan. 5	Vanderbilt	58-57	Won	(A)
Jan. 9	Dayton	69-61	Won	(H)
Jan. 13	#1 Old Dominion	63-64	Lost	(H)
Jan. 15	Detroit-Mercy	76-59	Won	(H)
Jan. 19	Louisville	63-67	Lost	(A)
Jan. 23	Tennessee	76-72 (OT)	Won	(A)
Jan. 26	Florida	64-69	Lost	(A)
Jan. 29	Georgia	61-57	Won	(H)
Feb. 1	New Orleans	81-86	Lost	(A)
Feb. 3	Ole Miss	56-82	Lost	(A)
Feb. 6	Tennessee Tech	87-75	Won	(H)
Feb. 8	Marshall	95-80	Won	(H)
Feb. 13	Tennessee	66-77	Lost	(H)
Feb. 15	Florida	54-57	Lost	(H)
Feb. 17	Georgia	65-87	Lost	(A)
Feb. 20	Vanderbilt	73-78	Lost	(H)
Feb. 23	Mississippi State ***	55-58	Lost	(H)

* Lady Kat Dial Classic (Lexington, Ky.)

** C.Q. Data Systems Tournament at N.C. State (Raleigh, N.C.)

*** SEC Tournament (Campus Sites - Lexington, Ky.)

! - Played in Rupp Arena

1983-84

Coach: Terry Hall

Record: 15-13 (2-6 SEC)

Captains: Lisa Collins and Lynnette Lewis

Nov. 22	Cincinnati	77-84	Lost	(A)
Nov. 26	Eastern Kentucky *	77-67	Won	(H)
Nov. 27	Valdosta State *	89-69	Won	(H)
Dec. 2	Ohio State	73-68	Won	(A)
Dec. 6	Indiana	58-54	Won	(H)
Dec. 10	South Carolina	77-69	Won	(A)
Dec. 20	Alabama	49-78	Lost	(H)

ALL-TIME RESULTS

Dec. 22	Florida	64-68	Lost	(H)
Dec. 28	Detroit-Mercy	107-102 (2OT)	Won	(A)
Jan. 4	Nebraska	86-90	Lost	(H)
Jan. 7	Georgia	68-69	Lost	(H)
Jan. 9	Middle Tennessee	68-74	Lost	(H)
Jan. 17	Rutgers	74-45	Won	(H)
Jan. 20	Dayton	77-59	Won	(H)
Jan. 22	Vanderbilt	74-77	Lost	(A)
Jan. 25	Tennessee	63-75	Lost	(H)
Jan. 28	Old Dominion	72-81	Lost	(A)
Jan. 30	New Orleans	85-68	Won	(H)
Feb. 1	Ole Miss	69-59	Won	(H)
Feb. 3	Florida	76-61	Won	(A)
Feb. 5	Georgia	61-87	Lost	(A)
Feb. 12	Tennessee	65-67	Lost	(A)
Feb. 15	DePaul	77-63	Won	(H)
Feb. 18	Auburn	63-83	Lost	(A)
Feb. 20	Vanderbilt	89-70	Won	(H)
Feb. 22	National College	109-46	Won	(H)
Feb. 25	Louisville	94-83	Won	(H)
March 3	LSU **	81-91	Lost	(N)

* Lady Kat Dial Classic (Lexington, Ky.)

** SEC Tournament (Athens, Ga.)

Japan Summer 1983 • 5-1

W, 61-58	Japan National (Tokyo)
W, 59-51	Japan National (Kyoto)
W, 70-54	Japan National (Nagoya)
W, 76-75 (OT)	Japan National (Kobe)
W, 58-53	Japan National (Shizouka)
L, 59-66	Japan National (Yokohama)

1982-83

Coach: Terry Hall

Record: 23-5 (6-2 SEC)

Captains: Valerie Still, Patty Jo Hedges and Lea Wise

Nov. 27	Cincinnati	84-76	Won	(H)
Dec. 2	Ohio State	73-60	Won	(H)
Dec. 5	Miami (Ohio)	90-61	Won	(H)
Dec. 8	Indiana	85-72	Won	(A)
Dec. 11	East Tennessee	97-52	Won	(H)
Dec. 19	Charleston	106-81	Won	(H)
Dec. 21	Florida	71-66	Won	(H)
Jan. 3	Memphis State	71-75	Lost	(A)
Jan. 6	Middle Tennessee	73-68	Won	(H)
Jan. 10	Tennessee Tech	102-67	Won	(H)
Jan. 14	South Florida *	93-65	Won	(H)
Jan. 15	Arkansas *	77-43	Won	(H)
Jan. 18	Alabama	104-77	Won	(A)
Jan. 20	Louisville	79-66	Won	(A)
Jan. 23	Vanderbilt	106-85	Won	(A)
Jan. 26	DePaul	72-48	Won	(A)
Jan. 30	Georgia	66-59 (OT)	Won	(H)
Feb. 2	South Carolina	89-77	Won	(H)
Feb. 5	Old Dominion	80-66	Won	(H)
Feb. 9	Tennessee	85-95	Lost	(H)
Feb. 12	Vanderbilt	80-71	Won	(H)
Feb. 16	Rutgers	89-80	Won	(A)
Feb. 18	Auburn	77-55	Won	(H)
Feb. 20	Georgia	81-99	Lost	(A)
Feb. 22	Florida	78-68	Won	(A)
Feb. 27	Tennessee	81-69	Won	(A)
March 3	Auburn **	70-85	Lost	(N)
March 18	Indiana ***	76-87	Lost	(N)

* Lady Kat Invitational (Lexington, Ky.)

** SEC Tournament (Knoxville, Tenn.)

*** NCAA Tournament First Round

(Midwest Region - Lexington, Ky.)

Japan July 1982 • 5-1

W, 76-63	Unitika (Tokyo)
W, 66-54	Chanson (Nagoya)
W, 71-47	Japan National B Team (Kobe)
W, 74-53	Japan National A Team (Hammamatsu)
L, 62-70	Kyodo Oil (Funabashi)
W, 77-59	Japan National A Team (Odawara)

1981-82

SEC Champions

Coach: Terry Hall

Record: 24-8

Captains: Patty Jo Hedges and Tayna Fogle

Nov. 30	UT-Chattanooga	82-51	Won	(H)
Dec. 4	N.C. State *	67-77	Lost	(N)
Dec. 5	Seton Hall *	90-62	Won	(A)
Dec. 8	Indiana !	83-68	Won	(H)
Dec. 10	Vanderbilt	84-61	Won	(H)
Dec. 12	Ohio State	69-75	Lost	(A)
Dec. 21	UCLA	83-72	Won	(H)
Dec. 31	Florida	97-61	Won	(H)
Jan. 3	Georgia	62-59	Won	(H)
Jan. 5	East Carolina	78-67	Won	(H)
Jan. 7	Indiana State	87-43	Won	(H)
Jan. 9	Tennessee Tech	72-55	Won	(A)
Jan. 15	Cincinnati **	79-66	Won	(H)
Jan. 16	Southern Illinois **	74-56	Won	(H)
Jan. 20	Old Dominion	68-91	Lost	(A)
Jan. 23	Michigan	98-71	Won	(H)
Jan. 26	Vanderbilt	86-76	Won	(A)
Jan. 28	Tennessee	76-81	Lost	(A)
Jan. 31	Memphis State	69-70	Lost	(H)
Feb. 4	Georgia State	86-65	Won	(A)
Feb. 6	Georgia	77-76	Won	(A)
Feb. 9	National College	94-65	Won	(H)
Feb. 13	South Carolina	81-91	Lost	(A)
Feb. 18	Tennessee	61-65	Lost	(H)
Feb. 20	Florida	89-87	Won	(A)
Feb. 23	Louisville	84-80	Won	(H)
Feb. 26	Alabama ***	82-76	Won	(H)
Feb. 27	LSU ***	85-71	Won	(H)
Feb. 28	Tennessee ***	80-74	Won	(H)
March 14	Illinois ****	88-80	Won	(H)
March 18	South Carolina *****	73-69	Won	(N)
March 20	Louisiana Tech *****	60-82	Lost	(A)

* Detroit Classic Tournament (Detroit, Mich.) - Calihan Hall

** Lady Kat Invitational (Lexington, Ky.)

*** SEC Tournament (Lexington, Ky.)

**** NCAA First Round (Lexington, Ky.)

***** NCAA Midwest Regionals (Ruston, La.)

! - Played in Rupp Arena

1980-81

Coach: Terry Hall

Record: 25-6

Captains: Liz Lukschu, Maria Donhoff and Valerie Still

Dec. 1	Charleston	94-57	Won	(H)
Dec. 4	Cincinnati	76-66	Won	(H)
Dec. 6	Indiana	93-62	Won	(A)
Dec. 10	Murray State	72-63	Won	(A)
Dec. 13	Carson-Newman !	93-54	Won	(H)

Jan. 1	Morehead State	84-64	Won	(H)
Jan. 3	Murray State	81-54	Won	(H)
Jan. 6	Northern Kentucky	82-69	Won	(H)
Jan. 8	Louisville	88-66	Won	(A)
Jan. 11	Rutgers	67-69 (OT)	Lost	(A)
Jan. 13	Western Kentucky	77-70	Won	(A)
Jan. 16	James Madison *	72-54	Won	(H)
Jan. 17	Indiana State *	93-80	Won	(H)
Jan. 22	UT-Chattanooga	88-64	Won	(H)
Jan. 24	South Carolina	70-65 (OT)	Won	(H)
Jan. 27	Eastern Kentucky	79-62	Won	(A)
Jan. 30	Mississippi State **	106-82	Won	(N)
Jan. 31	Auburn **	66-70	Lost	(N)
Feb. 1	Georgia **	62-73	Lost	(N)
Feb. 3	Eastern Kentucky	74-60	Won	(H)
Feb. 6	Tennessee	65-81	Lost	(A)
Feb. 10	Northern Kentucky	88-75	Won	(A)
Feb. 14	Louisville	83-59	Won	(H)
Feb. 16	Western Kentucky	95-72	Won	(H)
Feb. 21	Morehead State	66-51	Won	(A)
March 2	Marshall	100-60	Won	(H)
March 10	N.C. State ***	75-74 (OT)	Won	(H)
March 13	Tennessee ***	49-58	Lost	(N)
March 14	South Carolina ***	87-69	Won	(N)
March 18	Syracuse ****	87-63	Won	(H)
March 21	Maryland ****	82-83	Lost	(A)

* Lady Kat Invitational (Lexington, Ky.)

** SEC Tournament (Baton Rouge, La.)

*** AIAW Region II Tournament **** AIAW Championships

! - Played in Rupp Arena

DEBBIE YOW

**Overall Record: 79-40
(1976-80)**

1979-80

Coach: Debbie Yow

Record: 24-5

Captains: Team

Dec. 1	Cincinnati	81-45	Won	(A)
Dec. 8	Carson-Newman !	96-58	Won	(H)
Dec. 11	Louisville	76-57	Won	(A)
Dec. 15	Indiana !	102-52	Won	(H)
Dec. 17	Eastern Kentucky	100-77	Won	(H)
Jan. 3	South Carolina	61-84	Lost	(A)
Jan. 5	South Carolina State	87-72	Won	(A)
Jan. 9	Northern Kentucky	79-63	Won	(A)
Jan. 12	Rutgers !	97-78	Won	(H)
Jan. 14	Western Kentucky	99-43	Won	(H)
Jan. 18	Georgia *	82-61	Won	(H)
Jan. 19	Mississippi State *	86-68	Won	(H)
Jan. 22	Morehead State	86-67	Won	(H)
Jan. 27	Ohio State	90-59	Won	(H)
Jan. 29	Eastern Kentucky	92-60	Won	(A)
Jan. 31	Murray State	95-59	Won	(H)
Feb. 2	Tennessee	83-91 (OT)	Lost	(H)
Feb. 8	Alabama **	77-69	Won	(N)
Feb. 9	Ole Miss **	62-79	Lost	(N)
Feb. 10	Auburn **	88-59	Won	(N)
Feb. 12	Northern Kentucky	62-61	Won	(H)
Feb. 16	Louisville	83-64	Won	(H)
Feb. 20	Morehead State	90-79	Won	(A)
Feb. 23	Western Kentucky	82-64	Won	(A)
Feb. 25	Murray State	76-67	Won	(A)
Feb. 29	Louisville ***	85-54	Won	(H)
March 1	Morehead State ***	80-61	Won	(H)



ALL-TIME RESULTS

March 6 N.C. State **** 63-71 Lost (A)
 March 12 Oregon **** 81-86 Lost (A)
 * Lady Kat Invitational Tournament (1st) (Lexington, Ky.)
 ** SEC Championship (Knoxville, Tenn.)
 *** KWIC State Championship (1st) (Lexington, Ky.)
 **** AIAW National Championship
 ! - Played in Rupp Arena

1978-79

Coach: Debbie Yow

Record: 13-16

Captains: Linda Edelman, Debbie Mack and Debra Oden

Nov. 17	Middle Tennessee *	87-90	Lost	(A)
Nov. 18	Miss. U. for Women	76-81 (OT)	Lost	(N)
Nov. 28	Cincinnati	94-47	Won	(H)
Dec. 2	Ohio State	70-59	Won	(A)
Dec. 6	Murray State	86-68	Won	(A)
Dec. 11	Morehead State	76-83	Lost	(H)
Dec. 15	Florida ***	80-69	Won	(H)
Dec. 16	Dayton ***	65-72	Lost	(H)
Dec. 19	Northern	53-71	Lost	(H)
Jan. 5	Eastern Kentucky	73-52	Won	(H)
Jan. 8	Louisville	49-51	Lost	(A)
Jan. 10	South Carolina	41-66	Lost	(H)
Jan. 13	Alabama	70-83	Lost	(A)
Jan. 15	Mississippi State	52-67	Lost	(A)
Jan. 20	Tennessee	66-64	Won	(H)
Jan. 22	Eastern Kentucky	76-54	Won	(A)
Jan. 24	Western Kentucky	66-67	Lost	(H)
Jan. 28	Old Dominion	65-81	Lost	(H)
Jan. 30	Northern Kentucky	72-71	Won	(A)
Feb. 3	Murray State	82-72	Won	(H)
Feb. 6	Louisville	67-68	Lost	(H)
Feb. 10	Detroit !	80-61	Won	(H)
Feb. 13	Indiana	59-53	Won	(A)
Feb. 17	Tennessee	51-89	Lost	(A)
Feb. 21	Western Kentucky	62-58 (OT)	Won	(A)
Feb. 24	Morehead State	69-86	Lost	(A)
March 1	Murray State ****	82-59	Won	(N)
March 2	Northern Kentucky ****	69-71	Lost	(N)
March 3	Louisville ****	65-61	Lost	(N)

* Middle Tennessee State Tournament

*** Lady Kat Invitational Tournament (Lexington, Ky.)

**** Kentucky Women's Intercollegiate Conference State Tournament (Bowling Green, Ky.)

! - Played in Rupp Arena

1977-78

Coach: Debbie Yow

Record: 23-12

Captain: Pam Browning

Nov. 17	Memphis State *	101-94	Won	(N)
Nov. 18	Miss. U. for Women *	78-75	Won	(N)
Nov. 19	Middle Tennessee	82-80	Won	(A)
Nov. 29	Northern Kentucky	83-65	Won	(A)
Nov. 30	Ohio State	58-70	Lost	(H)
Dec. 3	Eastern Kentucky	79-73	Won	(A)
Dec. 5	Tennessee Tech	69-89	Lost	(A)
Dec. 13	Murray State	102-64	Won	(H)
Dec. 17	Morehead State	72-73	Lost	(A)
Dec. 19	Louisville	94-88 (OT)	Won	(A)
Dec. 21	Dayton	98-64	Won	(H)
Jan. 6	#7 UCLA **	72-97	Lost	(N)
Jan. 7	North Carolina **	65-73	Lost	(N)
Jan. 11	Louisville	85-72	Won	(H)
Jan. 15	#17 Immaculata	74-64	Won	(H)

Jan. 19	Alabama ***	62-66 (OT)	Lost	(H)
Jan. 20	Indiana ***	73-34	Won	(H)
Jan. 25	Eastern Kentucky	85-73	Won	(H)
Jan. 28	#3 Tennessee	90-92 (2OT)	Lost	(H)
Jan. 30	Western Kentucky	82-84	Lost	(A)
Feb. 1	Marshall	93-43	Won	(H)
Feb. 8	Western Kentucky	73-52	Won	(H)
Feb. 11	Northern Kentucky	79-72	Won	(H)
Feb. 16	Murray State	79-58	Won	(A)
Feb. 21	Tennessee Tech	81-72	Won	(H)
Feb. 23	Morehead State	75-68	Won	(H)
Feb. 25	Tennessee	66-69	Lost	(A)
March 3	Morehead State ****	84-76	Won	(H)
March 5	Western Kentucky ****	61-49	Won	(H)
March 9	East Carolina *****	81-65	Won	(N)
March 10	Tennessee *****	60-76	Lost	(N)
March 11	Old Dominion *****	66-82	Lost	(N)
March 16	Kansas \$	92-87 (2OT)	Won	(N)
March 17	Texas \$	60-75	Lost	(N)
March 18	Cal St. Lg Bch \$	79-69	Won	(N)

* MTSU Tournament

** at N.C. State

*** LKIT

**** State

***** AIAW Region II (Chapel Hill, S.C.) \$NWIT (Amarillo, Texas)

1976-77

Coach: Debbie Yow

Record: 19-7

Captains: Ceal Barry and Pam Browning

Nov. 13	Tennessee	53-107	Lost	(A)
Nov. 22	Belmont	76-65	Won	(A)
Nov. 29	Northern Kentucky !	60-58	Won	(A)
Dec. 1	Morris Harvey	78-70	Won	(A)
Dec. 4	#2 Tennessee Tech	72-70	Won	(H)
Dec. 6	#18 Indiana	58-57	Won	(A)
Dec. 8	Marshall	65-58	Won	(A)
Dec. 17	Belhaven *	56-74	Lost	(N)
Dec. 17	Indiana *	57-46	Won	(N)
Dec. 18	Pittsburgh *	74-67	Won	(N)
Dec. 18	Central Missouri *	74-67	Won	(N)
Jan. 7	Tennessee	57-82	Lost	(H)
Jan. 15	Dayton	69-66	Won	(A)
Jan. 21	UT-Chattanooga **	75-58	Won	(N)
Jan. 22	UT-Martin **	63-56	Won	(N)
Jan. 22	Tennessee Tech **	69-92	Lost	(A)
Jan. 25	Morehead State	76-68	Won	(A)
Jan. 29	Louisville	45-60	Lost	(A)
Feb. 11	Western Kentucky	76-66	Won	(H)
Feb. 14	Northern Kentucky	83-89	Lost	(H)
Feb. 21	Mt. St. Joe	85-64	Won	(H)
Feb. 22	Morehead State	84-73	Won	(H)
Feb. 24	Louisville	92-73	Won	(H)
March 3	Louisville ***	85-61	Won	(H)
March 4	Western Kentucky ***	63-71	Lost	(H)
March 5	Eastern Kentucky ***	91-79	Won	(H)

*Miss. College for Women Invitational (Columbus, Miss.)

**Tennessee Tech Tournament (Cookeville, Tenn.)

***Kentucky Women's Intercollegiate Conference Tournament

! Played at Rupp Arena

SUE FEAMSTER

Overall Record: 64-39

(1971-76)

1975-76

Coach: Sue Feamster

Record: 13-12

Captains: Team

Dec. 6	Tennessee Tech	71-79	Lost	(A)
Dec. 10	Marshall	57-56	Won	(H)
Dec. 13	W. Va. AAU	50-40	Won	(H)
Dec. 15	Louisville	75-37	Won	(A)
Dec. 16	Northern Kentucky	55-56	Lost	(A)
Dec. 18	Florida Gulf Coast *	79-77 (2OT)	Won	(N)
Dec. 19	Delta State *	40-89	Lost	(N)
Dec. 19	Anderson College *	71-81	Lost	(N)
Dec. 20	Ohio State	60-56	Won	(A)
Jan. 12	Edinboro	72-78	Lost	(H)
Jan. 16	Western Kentucky	39-74	Lost	(A)
Jan. 17	Morehead State	104-63	Won	(H)
Jan. 23	Tennessee **	67-70	Lost	(N)
Jan. 24	Austin Peay **	76-61	Won	(N)
Jan. 30	Dayton	63-49	Won	(H)
Jan. 31	Mt. St. Joe	53-50	Won	(A)
Feb. 2	Morehead	75-60	Won	(A)
Feb. 6	Bellarmine ***	72-52	Won	(A)
Feb. 7	Eastern Kentucky ***	54-70	Lost	(A)
Feb. 14	Eastern Kentucky	51-76	Lost	(H)
Feb. 16	Ohio State	50-70	Lost	(A)
Feb. 21	Belmont	60-75	Lost	(H)
Feb. 26	Louisville AAU	64-35	Won	(H)
March 3	Louisville ****	75-59	Won	(H)
March 4	Western Kentucky ****	69-71	Lost	(H)

*Christmas Tournament (Miss. University for Women; Columbus, Miss.)

**Tennessee Tech Tournament

***Louisville Classic

****Kentucky Women's Intercollegiate Conf. Tourn.

1974-75

Coach: Sue Feamster

Record: 16-9

Dec. 3	Lexington Merchants	71-25	W
Dec. 6	AAU Pavers	78-41	W
Dec. 9	AAU Presby. Church	40-42	L
Dec. 13	AAU Pavers	61-39	W
Jan. 10	Bellarmine	83-32	W
Jan. 11	Louisville	57-40	W
Jan. 14	Northern	68-56	W
Jan. 18	Dayton	52-46	W (A)
Jan. 22	Tennessee Tech	Forfeit	W
Jan. 24	Indiana	57-88	L
Jan. 29	Eastern Kentucky	54-63	L
Jan. 31	Mt. Saint Joseph	72-39	W
Feb. 1	Australian National	40-119	L
Feb. 2	Ohio State	66-77	L
Feb. 5	Marshall	62-45	W
Feb. 10	Morehead State	58-41	W
Feb. 11	Eastern Kentucky	54-74	L
Feb. 14	Middle Tennessee	53-52	W
Feb. 15	Miss. St. Co. for Women	42-80	L
Feb. 24	UT-Chattanooga	67-59	W
Feb. 28	Morehead State *	71-40	W
Feb. 29	Murray State *	47-45	W
Feb. 29	Eastern Kentucky	49-62	L
March 5	Union #	80-66	W
March 5	Tennessee Tech #	68-84	L

*KWIC State

Regional II





RECORDS VS. MAJOR CONFERENCES

American Conference

Central Florida	2-0
Cincinnati	19-6
Connecticut	1-4
East Carolina	3-0
Houston	0-2
Memphis	3-4
South Florida	2-0
Southern Methodist	0-0
Temple	1-1
Tulane	0-0
Tulsa	0-0
Wichita State	2-0
Total	33-17

America East

Albany	1-0
Binghamton	n/a
Hartford	n/a
Maine	1-0
UMBC	n/a
UMass Lowell	n/a
New Hampshire	1-0
Stony Brook	n/a
Vermont	n/a
Total	3-0

Atlantic 10

Davidson	n/a
Dayton	13-4
Duquesne	2-0
Fordham	n/a
George Mason	n/a
George Washington	1-2
La Salle	n/a
Massachusetts	2-0
Rhode Island	n/a
Richmond	n/a
St. Bonaventure	n/a
St. Joseph's	n/a
Saint Louis	n/a
VCU	1-1
Total	19-7

Atlantic Coast

Boston College	n/a
Clemson	0-1
Duke	2-6
Florida State	1-0
Georgia Tech	n/a
Louisville	34-19
Miami	6-1
North Carolina	0-5
NC State	2-3
Notre Dame	1-1
Pitt	1-0
Syracuse	3-0
Virginia	n/a
Virginia Tech	1-1
Wake Forest	1-1
Total	52-38

Atlantic Sun

Florida Gulf Coast	1-0
Jacksonville	n/a
Kennesaw State	n/a
Lipscomb	2-0
NJIT	n/a
North Florida	n/a
USC Upstate	2-0
Stetson	2-0
Total	7-0

Big 12

Baylor	2-2
Iowa State	n/a
Kansas	2-1
Kansas State	n/a
Oklahoma	3-1
Oklahoma State	0-1
Texas	0-2
Texas Christian	n/a
Texas Tech	n/a
West Virginia	2-1
Total	9-8

Big East

Butler	4-0
Creighton	n/a
DePaul	4-0
Georgetown	2-0
Marquette	2-1
Providence	n/a
Saint John's	1-0
Seton Hall	2-1
Villanova	1-0
Xavier	1-6
Total	17-8

Big Sky

Eastern Washington	n/a
Idaho	n/a
Idaho State	n/a
Montana	n/a
Montana State	n/a
North Dakota	n/a
Northern Arizona	n/a
Northern Colorado	n/a
Portland State	n/a
Sacramento State	n/a
Southern Utah	n/a
Weber State	n/a
Total	n/a

Big South

Campbell	0-0
Charleston Southern	1-0
Gardner-Webb	0-0
High Point	2-0
Liberty	2-1
Longwood	1-0
Presbyterian	0-0
Radford	2-0
UNC Asheville	3-0
Winthrop	1-0
Total	12-1

Big Ten

Illinois	2-4
Indiana	13-12
Iowa	0-1
Maryland	0-1
Michigan	1-3
Michigan State	2-3
Minnesota	0-1
Nebraska	2-2
Northwestern	2-1
Ohio State	9-14
Penn State	n/a
Purdue	0-2
Rutgers	3-2
Wisconsin	0-2
Total	34-48

Big West

Cal Poly	n/a
CSU Fullerton	n/a
CSU Northridge	1-0
Hawaii	1-1
Long Beach State	1-0
UC Davis	n/a
UC Irvine	n/a
UC Riverside	n/a
UC Santa Barbara	3-0
Total	6-1

Colonial Athletic

Charleston	3-0
Delaware	1-1
Drexel	n/a
Elon	n/a
Hofstra	1-0
James Madison	2-1
Northeastern	2-0
Towson	n/a
UNC Wilmington	n/a
William & Mary	1-0
Total	10-2

Conference USA

Charlotte	n/a
Florida Atlantic	2-0
Florida International	2-0
Louisiana Tech	0-3
Marshall	13-2
Middle Tennessee	15-4
North Texas	n/a
Old Dominion	3-8
Rice	1-0
Southern Miss	3-0
UAB	4-0
UTEP	n/a
UTSA	n/a
Western Kentucky	15-14
Total	58-31

Horizon League

Cleveland State	1-0
Detroit	8-0
Green Bay	1-0
Illinois Chicago	1-0
IUPUI	3-0
Northern Kentucky	12-4
Oakland	1-0
Valparaiso	n/a
Wisconsin-Milwaukee	n/a
Wright State	1-0
Youngstown	n/a
Total	28-4

Ivy League

Brown	n/a
Columbia	n/a
Cornell	n/a
Dartmouth	n/a
Harvard	n/a
Penn	n/a
Princeton	n/a
Yale	1-0
Total	1-0

Metro Atlantic Athletic

Canisius	n/a
Fairfield	n/a
Iona	n/a
Manhattan	n/a
Marist	3-0
Monmouth	n/a
Niagara	n/a
Quinnipiac	n/a
Rider	n/a
Saint Peter's	n/a
Siena	n/a
Total	3-0

Mid-American

Akron	n/a
Ball State	1-0
Bowling Green	2-0
Buffalo	n/a
Central Michigan	2-0
Eastern Michigan	2-0
Kent State	2-0
Miami (OH)	16-2
Northern Illinois	n/a
Ohio	2-1
Toledo	2-1
Western Michigan	2-0
Total	31-4

Mid-Eastern Athletic

Bethune-Cookman	n/a
Coppin State	n/a
Delaware State	1-0
Florida A&M	2-0
Hampton	1-0
Howard	1-0
Md.-Eastern Shore	n/a
Morgan State	n/a
Norfolk State	n/a
North Carolina A&T	2-0
North Carolina Central	n/a
Savannah State	n/a
South Carolina State	1-0
Total	8-0

Missouri Valley

Bradley	3-0
Drake	0-1
Evansville	0-2
Illinois State	1-1
Indiana State	3-0
Loyola (Ill.)	0-0
Missouri State	0-0
Northern Iowa	0-0
Southern Illinois	4-0
Total	11-4

Mountain West

Air Force	n/a
Boise State	n/a
Colorado State	n/a
Fresno State	n/a
Nevada	n/a
New Mexico	1-0
San Diego State	n/a
San Jose State	n/a
UNLV	n/a
Utah State	n/a
Wyoming	n/a
Total	1-0

Northeast

Bryant	n/a
Central Connecticut	n/a
Fairleigh Dickinson	n/a
LIU Brooklyn	2-0
Mount St. Mary's (Md.)	n/a
Robert Morris	n/a
Sacred Heart	n/a
St. Francis (Pa.)	1-0
St. Francis (N.Y.)	n/a
Wagner	1-0
Total	4-0

Ohio Valley

Austin Peay	5-0
Belmont	4-1
Eastern Illinois	2-0
Eastern Kentucky	22-6
Jacksonville State	1-0
Morehead State	29-4
Murray State	13-0
SEMO	n/a
SIU Edwardsville	n/a
Tennessee State	6-0
Tennessee Tech	8-6
Tennessee-Martin	5-0
Total	95-17

Pacific 12

Arizona	n/a
Arizona State	1-1
California	n/a
Colorado	1-1
Oregon	0-1
Oregon State	1-0
Southern Cal.	n/a
Stanford	n/a
UCLA	1-4
Utah	n/a
Washington	0-2
Washington State	2-0
Total	6-9

Patriot League

American	1-0
Army	n/a
Boston U.	1-0
Bucknell	n/a
Colgate	n/a
Holy Cross	1-0
Lafayette	1-0
Lehigh	n/a
Loyola (Md.)	1-0
Navy	1-0
Total	6-0

Southeastern

Alabama	28-17
Arkansas	21-13
Auburn	21-26
Florida	29-25
Georgia	18-36
LSU	15-32
Mississippi State	27-17
Missouri	6-2
Ole Miss	17-22
South Carolina	33-28
Tennessee	11-54
Texas A&M	4-3
Vanderbilt	24-28
Total	253-304

Southern

East Tennessee State	2-1
Furman	1-0
Mercer	0-0
Samford	1-0
UNC Greensboro	0-0
UT Chattanooga	9-0
Virginia Military	0-0
Western California	0-0
Wofford	1-0
Total	14-1

Southland

Abilene Christian	n/a
Central Arkansas	n/a
Houston Baptist	n/a
Incarnate Word	n/a
Lamar	n/a
McNeese	2-0
New Orleans	1-1
Nicholls	1-0
Northwestern State	n/a
Sam Houston State	2-0
Southeastern La.	n/a
Stephen F. Austin	n/a
Texas A&M CC	n/a
Total	6-1

Southwestern Athletic

Alabama A&M	2-0
Alabama State	1-0
Alcorn State	1-0
Arkansas-Pine Bluff	3-0
Grambling State	1-0
Jackson State	1-0
Miss. Valley State	3-0
Prairie View A&M	n/a
Southern	1-0
Texas Southern	n/a
Total	13-0

Summit League

Denver	n/a
IPFW	1-0
Nebraska-Omaha	1-0
North Dakota State	n/a
Oral Roberts	n/a
South Dakota	n/a
South Dakota State	0-1
Western Illinois	n/a
Total	2-1

Sun Belt

Appalachian State	1-0
Arkansas-Little Rock	n/a
Arkansas State	n/a
Coastal Carolina	n/a
Georgia Southern	1-0
Georgia State	1-0
Louisiana Lafayette	n/a
Louisiana Monroe	n/a
South Alabama	1-0
UT Arlington	n/a
Texas State	n/a
Troy	n/a
Total	4-0

West Coast

BYU	n/a
Gonzaga	1-0
Loyola Marymount	n/a
Pacific	1-0
Pepperdine	2-0
Portland	n/a
Saint Mary's (Calif.)	n/a
San Deigo	n/a
San Francisco	0-1
Santa Clara	n/a
Total	4-1

Western Athletic

CSU Bakersfield	n/a
Chicago State	n/a
Grand Canyon	n/a
UMKC	n/a
New Mexico State	n/a
Seattle	n/a
UTRGV	n/a
Utah Valley	n/a
Total	n/a

SCORES VS. ALL OPPONENTS

Alabama 28-17	Alabama State 1-0	2/7/13 80-74 WOT(A)	1/17/16 54-47 W(H)	1/26/93 83-76 W(A)	Clemson 0-1
at Lexington: UK leads 13-6	12/8/06 75-46 W(H)	1/26/14 68-58 W(H)	1/2/17 64-60 W(A)	11/19/04 82-44 W(H)	11/26/99 65-70 L(N)
at Tuscaloosa: UK leads 11-10	Alaska-Anchorage 1-0	2/26/15 56-51 W(A)	Austin Peay 5-0	11/15/09 87-66 W(H)	Cleveland State 1-0
at Neutral Sites: UK leads 4-1	12/29/96 76-41 W(N)	2/21/16 77-63 W(H)	1/24/76 76-61 W(N)	Cal-Santa Barbara 3-0	11/29/85 101-63 W(H)
Overall Streak: UK has won four	Albany 1-0	2/16/17 69-62 W(A)	12/30/88 95-57 W(H)	12/21/08 69-58 W(H)	College of Charleston 3-0
Largest Margin of Victory: +27,	11/12/16 70-46 W(H)	Arkansas-Pine Bluff 3-0	11/15/98 88-71 W(H)	11/25/09 68-54 W(A)	12/1/80 94-57 W(H)
UK 104 - ALA 77, 1/18/83 (A)	Alcorn State 1-0	12/17/06 ! 83-46 W(H)	11/19/99 88-52 W(A)	12/21/12 66-38 W(A)	12/19/82 106-81 W(H)
Largest Margin of Defeat: -29,	12/28/12 90-23 W(H)	12/21/10 107-35 W(H)	12/30/03 82-56 W(H)	Cal-State Long Beach 1-0	1/31/86 111-64 W(H)
ALA 78 - UK 49, 12/20/83 (H)	1/2/14 85-63 W(A)	12/11/11 101-43 W(H)	Ball State 1-0	3/18/78 79-69 W(A)	Colorado 1-1
1/19/78 62-66 LOT(H)	1/23/14 55-57 L(H)	Auburn 21-26	3/19/07 85-82 W(A)	Cal-State Northridge 1-0	11/22/15 86-61 W(H)
1/13/79 63-70 L(A)	American University 1-0	at Lexington: AU leads 10-9	Baylor 2-2	12/31/94 74-52 W(A)	11/19/16 79-69 L(A)
2/8/80 77-69 W(N)	11/25/88 84-46 W(H)	at Auburn: AU leads 12-8	at Waco: BU leads 1-0	Carson-Newman 2-0	Connecticut 1-4
2/26/82 82-76 W(H)	12/12/86 75-76 L(A)	at neutral: AU leads 5-3	at Lexington: UK leads 1-0	12/8/79 ! 96-58 W(H)	12/31/91 53-81 L(A)
1/18/83 104-77 W(A)	2/7/87 89-80 W(H)	Overall streak: UK has won two	at Neutral Sites: Tied 1-1	12/13/80 ! 93-54 W(H)	12/5/92 75-54 W(H)
12/20/83 49-78 L(H)	Anderson College 0-1	Largest Margin of Victory: +44,	Overall Streak: UK has won one	Central Florida 2-0	11/24/99 62-68 L(A)
2/12/86 75-76 L(A)	12/19/75 71-81 L(N)	UK 97 - AU 53, 1/20/13 (H)	Largest Margin of Victory: +10,	12/17/89 102-58 W(A)	3/27/12 65-80 L(N)
2/7/87 89-80 W(H)	Appalachian State 1-0	Largest Margin of Defeat: -42	UK 74 - BU 64, 11/17/14 (H)	12/29/93 87-45 W(A)	4/1/13 53-83 L(N)
1/13/88 54-74 L(A)	11/14/14 111-74 W(H)	(46-88), 2/10/96 (A)	Largest Margin of Defeat: -34,	Central Michigan 2-0	Dayton 13-4
2/17/89 89-85 W(H)	Arizona State 1-1	2/10/80 88-59 W(N)	BU 85 - UK 51, 11/13/12 (A)	11/17/13 96-74 W(H)	1/18/75 52-46 W(A)
2/17/90 74-58 W(A)	11/15/15 68-64 WOT(A)	1/31/81 66-70 L(N)	11/13/12 51-85 L(A)	11/22/14 71-68 W(A)	1/30/76 63-49 W(H)
1/27/91 65-72 L(H)	12/11/16 73-71 LOT(H)	2/18/83 77-55 W(H)	12/6/13 133-130 W4OT(N)	Central Missouri 1-0	1/15/77 69-66 W(A)
2/1/92 72-78 L(A)	Arkansas 21-13	3/3/83 70-85 L(N)	3/29/14 72-90 L(N)	12/18/76 74-67 W(N)	12/21/77 98-64 W(H)
3/8/92 95-87 W(N)	at Lexington: UK leads 13-3	2/18/84 63-83 L(A)	11/17/14 ! 74-64 W(H)	Charleston Southern 1-0	12/16/78 65-72 L(H)
1/31/93 77-73 W(H)	at Fayetteville: ARK leads 9-6	2/2/86 91-90 W2OT(A)	Belhaven 0-1	12/10/04 89-33 W(H)	1/20/84 77-59 W(H)
2/13/94 82-96 L(A)	at Neutral Sites: UK leads 2-1	2/3/87 53-72 L(H)	12/17/76 56-74 L(N)	Chicago State 1-0	1/9/85 69-61 W(H)
2/11/95 62-68 L(H)	Overall Streak: UK has won seven	2/14/88 57-93 L(A)	Bellarmine 3-0	12/20/92 95-33 W(N)	1/14/86 84-64 W(A)
1/20/96 51-66 L(A)	Largest Margin of Victory: +34,	2/25/89 70-89 L(H)	*1971-72 37-24 W	Cincinnati 19-6	2/24/87 73-57 W(H)
1/22/97 62-78 L(N)	UK 77 - ARK 43, 1/15/83 (H)	2/24/90 60-68 L(A)	59-39 W	*1972-73 53-29 W(H)	2/10/88 58-68 L(A)
1/24/98 56-62 L(A)	Largest Margin of Defeat: -33,	1/30/91 69-72 L(H)	*12/29/73 50-30 W	11/28/78 94-47 W(H)	12/6/88 72-59 W(H)
1/24/99 76-72 W(H)	ARK 88 - UK 55, 1/25/97 (A)	1/19/92 51-47 W(A)	1/7/74 38-37 W	12/4/80 76-66 W(H)	12/30/89 88-58 W(A)
1/27/2000 67-68 L(A)	1/15/83 77-43 W(H)	1/16/93 49-52 L(H)	1/10/75 83-32 W	Cincinnati 19-6	12/15/90 ! 95-68 W(H)
3/2/2000 67-63 W(N)	1/24/92 75-74 W(H)	1/29/94 61-75 L(A)	2/6/76 72-52 W(A)	*1972-73 53-29 W(H)	11/30/96 53-55 L(A)
1/25/01 71-64 W(H)	3/6/92 79-63 W(N)	1/29/95 62-73 L(A)	Belmont 4-1	11/28/78 94-47 W(H)	12/6/97 73-69 W(H)
1/6/02 63-62 W(A)	1/23/93 43-45 L(A)	1/29/95 62-73 L(A)	11/22/76 76-65 W(A)	12/1/79 81-45 W(A)	3/26/13 84-70 W(N)
1/27/02 58-61 L(H)	2/5/94 81-60 W(H)	3/3/95 75-51 W(N)	12/21/76 60-75 L(H)	12/4/80 76-66 W(H)	3/21/15 94-99 L(H)
1/12/03 59-55 W(H)	2/4/95 56-62 L(A)	2/10/96 46-88 L(A)	1/18/88 79-75 W(H)	1/15/82 79-66 W(H)	Delaware 1-1
2/23/03 73-71 W2OT(A)	1/28/96 69-65 W(H)	3/1/96 43-58 L(N)	12/14/14 71-55 W(H)	11/27/82 84-76 W(H)	11/24/06 70-86 L(N)
2/22/04 62-59 W(H)	1/25/97 55-88 L(A)	12/14/97 68-67 W(H)	3/17/17 73-70 W(H)	11/22/83 77-84 L(A)	3/30/13 69-62 W(N)
1/9/05 63-69 LOT(A)	2/28/97 60-71 L(N)	2/2/97 59-60 L(H)	Boston 1-0	11/20/84 67-56 W(H)	Delaware State 1-0
2/26/06 ! 80-60 W(H)	1/31/98 63-79 L(H)	2/4/98 53-48 W(A)	11/13/09 92-58 W(H)	1/21/86 80-67 W(H)	11/10/12 90-50 W(H)
1/11/07 63-62 W(A)	1/31/99 69-74 LOT(A)	12/6/98 68-62 W(A)	Bowling Green State 2-0	2/18/87 86-56 W(A)	Delta State 0-1
2/17/08 64-44 W(H)	1/16/2000 68-60 W(H)	2/4/99 67-68 L(H)	11/28/86 74-62 W(H)	12/30/87 67-60 W(H)	12/19/75 40-89 L(N)
1/15/09 67-57 W(A)	2/6/2000 70-83 L(A)	1/6/2000 71-69 W(H)	1/2/06 66-62 WOT(H)	12/20/88 58-61 L(A)	DePaul 4-0
1/17/10 88-63 W(H)	1/14/01 60-69 L(A)	1/4/01 40-73 L(A)	Bradley 3-0	1/3/90 79-45 W(H)	at Lexington: UK leads 2-0
1/30/11 82-69 W(A)	2/4/01 78-84 L(H)	1/13/02 66-70 L(H)	at Lexington: UK leads 2-0	2/13/91 82-50 W(A)	at DePaul: UK leads 2-0
1/29/12 82-68 W(H)	1/17/02 64-76 L(A)	2/6/03 56-63 LOT(A)	at Peoria: UK leads 1-0	1/14/92 82-72 W(H)	Overall Streak: UK has won four
2/16/12 75-77 L(A)	2/13/03 60-70 L(H)	3/6/03 62-68 L(N)	at Neutral Sites: n/a	2/10/93 69-72 L(A)	Largest Margin of Victory: +24,
1/6/13 87-70 W(A)	2/19/04 58-69 L(A)	2/05/04 54-71 L(H)	Overall Streak: UK has won three	2/8/94 86-56 W(H)	UK 96 - DU 64, 12/7/12 (H)
1/2/14 85-63 W(A)	2/27/05 73-67 W(H)	2/13/05 50-65 L(A)	Largest Margin of Victory: +40,	1/17/95 52-49 W(A)	1/26/83 72-48 W(A)
1/23/14 55-57 L(H)	2/12/06 79-50 W(A)	3/3/05 57-62 L(N)	UK 117 - BU 77, 11/27/13 (H)	12/28/98 70-59 W(H)	2/15/84 77-63 W(H)
1/2/15 78-66 W(A)	2/18/07 ! 87-60 W(H)	1/19/06 ! 57-71 L(H)	12/7/90 103-75 W(H)	12/22/99 68-62 W(A)	12/7/12 ! 96-64 W(H)
1/7/16 73-48 W(H)	3/1/07 72-57 W(N)	1/21/07 68-65 W(A)	12/28/92 78-49 W(A)	12/22/2000 38-57 L(N)	12/12/13 96-85 W(A)
1/12/17 71-54 W(A)	2/24/08 59-56 W(A)	1/20/08 62-55 W(H)	11/27/13 117-77 W(H)	2/19/02 57-73 L(A)	Detroit Mercy 8-0
3/3/17 65-55 W(N)	1/11/09 72-63 W(H)	2/12/09 69-81 L(A)	Butler 4-0	12/31/02 69-67 W(H)	2/10/79 ! 80-61 W(H)
Alabama-A&M 2-0	1/21/10 69-52 W(H)	1/24/10 68-50 W(H)	1/28/92 97-75 W(H)	1/02/04 52-60 L(A)	12/28/83 107-102 W2OT(A)
12/19/08 65-45 W(H)	2/7/10 71-57 W(A)	2/28/10 53-65 L(A)	Bowling Green State 2-0	11/17/08 58-55 W(H)	
12/18/10 84-58 W(H)	1/6/11 67-78 L(A)	2/28/10 53-65 L(A)	11/28/86 74-62 W(H)	12/4/09 68-57 W(A)	
Alabama-Birmingham 4-0	2/24/11 55-54 W(H)	3/5/10 65-54 W(N)	1/2/06 66-62 WOT(H)		
2/5/88 76-69 W(H)	1/5/12 84-72 W(H)	2/3/11 69-38 W(H)	Boston 1-0		
2/5/90 81-71 W(A)		2/27/11 76-62 W(A)	11/13/09 92-58 W(H)		
2/1/91 84-55 W(H)		1/26/12 66-48 W(A)	Bowling Green State 2-0		
12/18/05 90-60 W(H)		1/20/13 97-53 W(H)	11/28/86 74-62 W(H)		
		1/19/14 73-71 W(A)	1/2/06 66-62 WOT(H)		
		1/8/15 78-57 W(H)	Bradley 3-0		
		1/3/16 61-66 L(A)	at Lexington: UK leads 2-0		
			at Peoria: UK leads 1-0		
			at Neutral Sites: n/a		
			Overall Streak: UK has won three		
			Largest Margin of Victory: +40,		
			UK 117 - BU 77, 11/27/13 (H)		
			12/7/90 103-75 W(H)		
			12/28/92 78-49 W(A)		
			11/27/13 117-77 W(H)		
			Butler 4-0		
			1/28/92 97-75 W(H)		



SCORES VS. ALL OPPONENTS

1/15/85 76-59 W(H)	3/5/77 91-79 W(H)	1/4/98 58-100 L(A)	George Washington 1-2	2/1/15 80-72 W(H)	12/17/76 57-46 W(N)
2/26/86 99-71 W(H)	12/3/77 79-73 W(A)	1/28/98 63-70 L(H)	12/14/91 62-71 L(A)	1/10/16 64-53 W(A)	1/20/78 73-34 W(H)
12/1/93 82-76 W(A)	1/25/78 85-73 W(H)	1/3/99 63-77 L(H)	11/14/07 65-75 L(H)	1/15/17 82-61 W(H)	12/15/79 ! 102-52 W(H)
12/1/94 71-48 W(H)	1/5/79 73-52 W(H)	1/28/99 80-70 W(A)	11/23/08 67-48 W(H)	2/9/17 66-56 W(A)	2/13/79 59-53 W(A)
12/10/05 74-65 W(A)	1/22/79 76-54 W(A)	1/10/2000 72-58 W(A)	Georgia 18-36	Georgia Southern 1-0	12/6/80 93-62 W(A)
11/29/06 79-44 W(H)	12/17/79 100-77 W(H)	1/7/01 48-85 L(H)	at Lexington: UGA leads 13-10	11/13/13 103-38 W(H)	12/8/81 ! 83-68 W(H)
Drake 0-1	1/29/80 92-60 W(A)	2/14/02 59-81 L(A)	In Mem. Coliseum: UGA leads 12-9	Georgia State 1-0	12/8/82 85-72 W(A)
3/12/86 70-73 L(A)	1/27/81 79-62 W(A)	2/20/03 49-47 W(H)	at Athens: UGA leads 17-6	2/4/82 86-65 W(A)	3/18/83 76-87 L(N)
Duke 2-6	2/3/81 74-60 W(H)	2/08/04 56-76 L(A)	at Neutral Sites: UGA leads 6-2	Grambling State 1-0	12/6/83 58-54 W(H)
at Lexington: UK leads 2-1	11/26/83 77-67 W(H)	2/10/05 59-70 L(H)	Overall Streak: UK has won four	12/29/13 109-46 W(H)	12/7/84 64-65 L(A)
at Durham: DU leads 3-0	1/5/86 97-55 W(H)	1/12/06 80-65 W(A)	Largest Margin of Victory: +22,	Green Bay 1-0	12/30/85 60-68 L(H)
at Neutral Sites: DU leads 2-0	12/9/86 88-56 W(A)	2/5/06 61-68 L(H)	UK 60 - UGA 38, 3/9/13 (N)	12/29/13 109-46 W(H)	12/3/86 63-61 W(A)
Overall Streak: DU has won one	12/1/87 96-79 W(H)	3/3/06 88-70 W(N)	Largest Margin of Defeat: -46,	Gonzaga 1-0	12/9/87 75-68 W(H)
Largest Margin of Victory: +10,	1/11/89 83-77 W(A)	2/4/07 84-74 W(H)	UGA 113 - UK 50, 2/23/86 (A)	3/19/12 65-62 W(N)	12/10/88 71-83 L(A)
UK 71 - DU 61, 12/20/15 (H)	1/31/90 80-59 W(H)	2/25/07 79-83 L(A)	1/18/80 82-61 W(H)	Hampton 1-0	12/4/89 ! 76-48 W(H)
Largest Margin of Defeat: -21,	2/21/91 79-71 W(A)	1/10/08 60-58 W(H)	2/1/81 62-73 L(N)	3/19/11 66-62 WOT(N)	12/2/90 64-80 L(A)
DU 89 - UK 68, 12/21/14 (A)	2/8/93 74-56 W(H)	1/29/09 59-74 L(A)	1/3/82 62-59 W(H)	Hawaii 1-1	12/30/90 78-71 W(H)
12/30/86 63-68 L(N)	2/1/94 99-75 W(H)	2/18/10 77-51 W(H)	2/6/82 77-76 W(A)	11/28/98 66-57 W(A)	12/7/93 74-86 L(H)
12/29/95 54-73 L(N)	2/22/95 80-67 W(H)	1/20/11 59-58 W(A)	1/30/83 66-59 WOT(H)	12/14/02 59-70 L(A)	12/7/94 60-65 L(A)
1/4/11 48-54 L(A)	2/27/96 68-62 W(H)	1/1/12 59-56 W(A)	2/20/83 81-99 L(A)	High Pt. 2-0	12/8/95 64-71 L(N)
12/8/11 ! 72-65 W(H)	2/5/97 62-67 L(A)	1/22/12 57-52 W(H)	1/7/83 68-69 L(H)	1/6/04 83-45 W(H)	12/15/96 62-74 L(H)
12/22/13 61-69 L(H)	2/17/98 76-60 W(A)	3/2/12 71-67 W(N)	2/5/84 61-87 L(A)	11/17/12 80-46 W(H)	11/18/97 71-84 L(A)
12/21/14 68-89 L(A)	2/16/99 87-47 W(A)	1/3/13 76-69 W(H)	1/29/85 61-57 W(H)	Hofstra 1-0	11/12/06 51-54 L(H)
12/20/15 71-61 W(H)	Edinboro 0-1	1/5/14 73-83 L(H)	2/17/85 65-87 L(A)	11/26/05 67-54 W(N)	Indiana State 3-0
12/29/16 69-54 L(A)	1/12/76 72-78 L(H)	2/9/14 80-86 L(A)	2/23/86 67-113 L(A)	IPFW 1-0	12/17/80 93-80 W(H)
Duquesne 2-0	Evansville 0-2	3/7/14 75-70 W(N)	2/27/87 64-73 L(H)	1/7/82 87-43 W(H)	1/25/05 68-58 W(N)
11/24/90 101-56 W(H)	12/22/01 72-78 L(H)	1/15/15 62-56 W(H)	3/5/87 64-67 L(N)	Iowa 0-1	
11/28/03 90-83 W(N)	12/04/02 66-70 L(A)	1/31/16 79-85 L(A)	1/6/88 70-86 L(A)	11/23/91 68-74 L(H)	
East Carolina 3-0	Florida 29-25	3/4/16 92-69 W(N)	2/4/89 70-92 L(H)	IPFW 1-0	
3/9/78 81-65 W(A)	at Lexington: UK leads 15-10	2/19/16 67-48 W(H)	2/3/90 75-78 L(A)	11/21/03 79-59 W(H)	
1/5/82 78-67 W(H)	in Memorial: UK leads 14-10	Florida A&M 2-0	2/3/91 71-87 L(H)	Hofstra 1-0	
11/28/87 93-75 W(H)	at Gainesville: UF leads 12-9	11/21/05 84-55 W(H)	1/11/92 65-83 L(A)	11/26/05 67-54 W(N)	
East Tennessee St. 2-1	at Neutral Sites: UK leads 5-3	12/13/09 91-39 W(H)	1/10/93 69-60 W(H)	Holy Cross 1-0	
at Lexington: UK leads 2-1	Overall streak: UK has won two	Florida Atlantic 2-0	1/23/94 71-70 W(A)	12/28/91 87-69 W(N)	
Overall Streak: UK has won one	Largest Margin of Victory: +36,	12/30/2000 112-71 W(H)	1/22/95 57-68 L(H)	Houston 0-2	
Largest Margin of Victory: +45,	UK 97 - UF 61, 12/31/81 (H)	11/18/07 61-53 W(H)	2/13/96 55-75 L(A)	11/30/91 70-76 L(H)	
UK 97 - ETSU 52, 12/11/82 (H)	Largest Margin of Defeat: -42,	Florida Gulf Coast 1-0	2/8/97 62-80 L(H)	11/26/2000 77-78 L(N)	
Largest Margin of Defeat: -9,	UK 58 - UF 100, 1/4/98 (A)	12/18/75 79-77 W2OT(N)	2/11/98 87-46 L(A)	Howard 1-0	
ETSU 59 - UK 50, 12/12/08 (H)	12/15/78 80-69 W(H)	Florida International 2-0	2/7/99 80-76 W(H)	12/29/86 65-62 W(N)	
12/11/82 97-52 W(H)	12/31/81 97-61 W(H)	12/17/2000 60-58 W(A)	12/27/99 62-68 L(N)	Illinois 2-4	
12/12/08 50-59 L(H)	2/20/82 89-87 W(A)	12/1/05 71-56 W(H)	2/17/2000 69-73 L(H)	3/14/82 88-80 W(H)	
12/15/13 73-56 W(H)	12/21/82 71-66 W(H)	Florida State 1-0	3/3/2000 45-63 L(N)	12/21/84 77-60 W(A)	
Eastern Illinois 2-0	12/22/83 66-68 L(H)	12/30/93 58-55 W(N)	2/15/01 58-91 L(A)	12/7/85 74-78 L(A)	
12/17/90 82-48 W(H)	2/22/83 78-68 W(A)	Furman 1-0	2/3/02 50-76 L(H)	12/14/86 76-78 L(H)	
12/19/98 90-71 W(N)	2/3/84 76-61 W(A)	12/6/08 74-35 W(H)	1/26/03 59-71 L(A)	12/18/88 71-84 L(A)	
Eastern Michigan 2-0	1/26/85 64-69 L(A)	Georgetown College	1/11/04 53-74 L(H)	11/27/14 71-77 L(N)	
3/18/05 79-68 W(H)	2/15/85 54-57 L(H)	*2/22/1904 14-10 W	2/29/04 62-73 L(A)	Illinois-Chicago 1-0	
11/25/16 89-67 W(H)	1/18/86 66-68 L(A)	*3/10/1906 14-15 L	1/13/05 ! 71-63 W(H)	11/28/97 60-46 W(N)	
Eastern Kentucky 22-6	2/14/87 83-76 W(H)	*3/5/22 10-2 W	2/6/05 64-68 L(A)	Illinois State 1-1	
*1972-73 39-58 L	3/4/87 75-53 W(N)	*2/9/23 22-11 W	2/2/06 57-91 L(A)	11/29/86 78-70 W(H)	
*1973-74 50-56 L	1/23/88 64-68 L(A)	*1922-23 No Score W	2/15/07 ! 72-82 LOT(H)	1/10/88 78-84 L(A)	
*2/21/74 No Score L	2/11/89 97-90 W(H)	*1/11/24 18-9 W(A)	3/2/07 40-72 L(N)	Immaculata 1-0	
1/29/75 54-63 L	3/3/89 64-67 L(N)	*3/5/24 26-5 W(H)	1/31/08 47-44 W(A)	12/15/77 74-64 W(H)	
2/11/75 54-74 L	2/10/90 84-70 W(A)	Georgetown 2-0	3/7/08 57-50 W(N)	11/29/06 82-47 W(N)	
2/29/75 49-62 L	3/2/90 54-70 L(N)	11/27/93 87-82 W(H)	2/26/09 57-61 L(H)	Kansas 2-1	
2/7/76 54-70 L(A)	2/23/91 67-65 W(H)	12/8/05 63-47 W(A)	3/5/09 64-82 L(N)	3/16/78 92-87 W2OT(A)	
2/14/76 51-76 L(H)	2/28/93 69-72 L(H)	Kentucky State 2-0	1/7/10 60-61 LOT(A)	1/7/92 51-62 L(A)	
	1/4/94 64-81 L(A)	1/16/89 92-53 W(H)	2/11/10 64-48 W(H)	12/31/92 71-61 W(H)	
	12/16/95 46-69 L(N)	11/24/89 121-41 W(H)	1/9/11 59-61 L(H)	Kent State 2-0	
	1/4/95 ! 63-55 W(H)	11/23/90 114-83 W(H)	2/17/11 51-69 L(A)	12/29/06 82-47 W(N)	
	2/13/97 53-77 L(H)	12/29/01 83-60 W(N)	1/19/12 69-64 W(A)	Lafayette 1-0	
			2/3/13 71-75 L(H)		
			3/9/13 60-38 W(N)		
			1/30/14 56-58 L(A)		



SCORES VS. ALL OPPONENTS

Liberty 2-1	2/22/09 56-57 L(A)	11/27/87 98-77 W(H)	2/7/96 66-72 L(A)	Middle Tennessee St. 15-4	1/22/04 67-80 L(A)
12/12/98 76-80 L(H)	1/28/10 71-62 W(A)	2/21/87 70-48 W(A)	1/02/03 ! 75-42 W(H)	at Lexington: UK leads 9-1	2/15/04 41-54 L(H)
12/11/99 69-57 W(A)	2/13/11 49-47 W(H)	1/18/89 77-73 W(A)	12/12/04 73-55 W(A)	at Murfreesboro: UK leads 5-3	1/20/05 59-72 L(A)
3/20/10 83-77 W(N)	2/5/11 60-58 W(N)	2/15/90 83-68 W(H)		Overall Streak: UK has won five	2/20/05 55-71 L(H)
	2/5/12 51-61 L(A)	1/17/91 63-70 L(A)	Maryland 0-1	Largest Margin of Victory: +22, UK	2/19/06 51-46 W(A)
	3/3/12 61-72 L(N)	2/19/92 81-71 W(H)	3/21/81 82-83 L(A)	68 - MTSU 46, 12/9/12 (H)	1/25/07 ! 75-83 L2OT(H)
Lipscomb 2-0	1/27/13 73-60 W(H)	1/6/93 58-53 W(A)		Largest Margin of Defeat: -12, MT	1/13/08 64-60 W(A)
at Lexington: UK leads 1-0	2/24/13 72-77 L(A)	1/19/94 95-62 W(H)	Massachusetts 2-0	70 - UK 58, 12/28/11 (A)	1/18/09 45-52 L(H)
at Nashville: n/a	2/2/14 63-56 W(H)	1/11/95 76-77 LOT(A)	11/25/94 73-55 W(H)	2/14/75 53-52 W(n/a)	1/31/10 69-59 W(A)
at Neutral: UK leads 1-0	1/18/15 79-84 L(A)	2/19/96 74-66 W(H)	12/28/97 57-51 W(N)	11/19/77 82-80 W(A)	3/6/10 76-65 W(N)
Overall Streak: UK has won two	2/7/16 70-58 W(H)	2/18/97 52-64 L(A)		11/17/78 87-90 L(A)	1/16/11 72-60 W(H)
Largest Margin of Victory: +67,	3/3/16 79-71 W(N)	11/27/98 73-62 W(N)	McNeese State 2-0	1/6/83 73-68 W(H)	1/8/12 88-40 W(H)
UK 116 - LU 49, 11/21/13 (H)	1/19/17 55-42 W(A)	1/21/98 62-80 L(A)	11/28/09 85-50 W(H)	1/9/84 68-74 L(H)	2/26/12 76-40 W(A)
11/25/07 76-55 W(N)		1/20/99 69-56 W(A)	3/17/12 68-62 W(N)	11/30/85 85-77 W(H)	1/17/13 100-47 W(H)
11/21/13 116-49 W(H)		2/22/2000 75-65 W(H)		12/20/86 79-68 W(A)	2/27/14 81-74 WOT(A)
	Louisiana Tech 0-3	12/9/2000 57-63 L(A)	Memphis 3-4	2/25/88 76-68 W(H)	2/12/15 92-90W2OT(H)
	3/20/82 60-82 L(A)	12/19/01 72-53 W(H)	11/17/77 101-94 W(H)	1/8/89 68-66 W(A)	3/6/15 76-67 W(N)
	1/3/87 63-64 L(H)	1/5/03 62-86 L(A)	1/31/82 69-70 L(H)	2/27/90 72-56 W(H)	2/18/16 83-60 W(A)
	1/4/89 63-95 L(A)	12/3/03 ! 84-80 WOT(H)	1/3/83 71-75 L(A)	3/21/08 68-66 WOT(H)	2/23/17 78-75 WOT(H)
		12/5/04 49-66 L(A)	12/4/93 91-63 W(H)	12/28/09 51-57 L(A)	
	Louisville 34-19	12/28/05 ! 55-64 L(H)	12/19/94 71-81 L(A)	12/29/10 81-72 W(H)	Mississippi State
	at Lexington: UK leads 22-4	12/3/06 75-83 L(A)	11/24/01 55-63 L(A)	12/28/11 58-70 L(A)	College of Women 0-1
	at Louisville: UL leads 14-11	12/20/07 ! 65-80 L(H)	12/30/06 86-51 W(H)	12/9/12 68-46 W(H)	2/15/75 42-80 L
	at Neutral: Series tied 1-1	12/14/08 59-75 L(A)		11/24/13 84-72 W(A)	
	Overall Streak: UL has won one	12/20/09 101-67 W(H)	Miami (Fla.) 6-1	12/12/14 78-62 W(H)	Mississippi State
	Largest Margin of Victory: +36,	12/5/10 52-78 L(A)	2/8/85 108-53 W(H)	12/13/15 68-52 W(A)	University for Women 1-1
	UK 75 - UL 39, 12/15/75 (A)	12/4/11 74-54 W(H)	12/6/86 71-55 W(A)	12/9/16 61-48 W(H)	11/18/77 78-75 W(A)
	Largest Margin of Defeat: -26,	12/2/12 48-47 W(A)	12/9/89 80-71 W(N)		11/18/78 76-81 LOT(N)
	UK 52 - UL 78, 12/5/10 (A)	12/1/13 ! 69-64 W(H)	3/23/90 80-68 W(N)	Minnesota 0-1	
	*2/17/12 19-13 W(H)	12/7/14 77-68 W(A)	12/19/2000 59-74 L(A)	11/23/07 80-92 L(N)	Mississippi Valley St. 3-0
	*1/17/13 20-19 W	12/10/15 72-54 W(H)	12/1/01 60-57 W(H)		12/19/06 84-37 W(H)
	*3/5/13 23-14 W	12/4/16 69-67 LOT(A)	11/11/16 82-66 W(H)	Mississippi State 27-17	1/1/10 93-48 W(H)
	*1/30/14 12-23 L(H)			at Lexington: UK leads 12-8	11/27/11 90-51 W(H)
	*2/3/14 20-19 W(A)	Loyola (Md.) 1-0	Miami (Ohio) 16-2	at Starkville: UK leads 10-8	
	*1/22/15 27-16 W(H)	12/1/95 67-54 W(N)	12/5/82 90-61 W(H)	at Neutral Sites: UK leads 5-1	Missouri 6-2
	*2/27/15 8-11 L(A)		11/29/84 76-60 W(A)	Overall Streak: UK has won 11	at Lexington: UK leads 4-0
	*2/5/16 10-12 L(H)	Maine 1-0	11/30/89 61-56 W(A)	Largest Margin of Victory: +53,	at Columbia: UK leads 2-1
	*2/22/16 32-24 W(A)	3/22/90 76-66 W(N)	12/5/90 72-68 W(H)	UK 100 - MSU 47, 1/17/13 (H)	at Neutral: MU leads 1-0
	*3/10/17 24-12 W(H)		11/26/91 90-60 W(H)	Largest Margin of Defeat: -50,	Overall Streak: MU has won one
	*2/28/22 9-10 L(H)	Marist 3-0	12/23/95 62-71 L(A)	UK 46 - MSU 96, 2/16/03 (A)	Largest Margin of Victory: +26,
	*1922-23 5-8 L(A)	12/26/93 96-65 W(H)	12/13/96 71-63 W(H)	1/15/79 52-67 L(A)	UK 69 - MU 43, 1/13/13 (A)
	*1922-23 18-6 W(H)	12/30/12 78-56 W(H)	12/20/97 71-64 W(A)	1/19/80 86-68 W(H)	Largest Margin of Defeat: -35,
	*126/24 No Score W(H)	11/8/13 75-61 W(A)	12/9/98 76-56 W(H)	1/30/81 106-82 W(N)	MU 86 - UK 51, 11/25/00 (N)
	*2/2/24 15-9 W(A)		11/22/99 77-39 W(A)	2/23/85 55-58 L(H)	11/25/89 102-84 W(H)
	12/15/75 75-37 W(A)	Marquette 2-1	11/21/2000 77-71 W(H)	2/16/86 66-54 W(H)	11/25/2000 51-86 L(N)
	1/11/75 57-40 W(H)	12/2/89 96-68 W(H)	12/5/01 64-73 L(A)	1/30/87 61-81 L(A)	1/13/13 69-43 W(A)
	3/3/76 75-59 W(H)	12/19/90 86-60 W(A)	12/21/02 108-102 WOT(H)	1/7/88 61-68 L(H)	1/12/14 80-69 W(H)
	12/19/77 94-88 WOT(A)	3/30/08 64-69 L(H)	12/20/03 64-58 W(A)	1/31/89 54-64 L(A)	1/25/15 83-69 W(A)
	1/29/77 45-60 L(A)		1/3/09 80-55 W(A)	1/15/90 86-61 W(H)	2/25/16 69-69 W(H)
	2/24/77 73-92 L(H)	Marshall 13-2	12/1/09 107-53 W(H)	2/9/91 75-64 W(A)	1/5/17 64-62 W(H)
	3/3/77 85-61 W(H)	*1971-72 50-77 L	11/14/10 84-71 W(A)	1/4/92 75-52 W(H)	1/30/17 73-67 L(A)
	1/11/78 85-72 W(H)	*1972-73 51-46 W	11/28/12 92-53 W(H)	1/4/93 73-53 W(A)	
	12/11/79 76-57 W(A)	*2/23/74 50-53 L		3/5/93 84-73 W(N)	Morehead State 29-4
	1/8/79 49-51 L(A)	2/5/75 60-45 W(A)	Michigan 1-3	1/16/94 81-79 W(H)	at Lexington: UK leads 19-1
	2/6/79 67-68 L(H)	12/10/75 57-56 W(H)	1/23/81 98-71 W(H)	1/15/95 65-53 W(A)	(since 1976)
	3/3/79 61-65 L(N)	12/8/76 65-58 W(A)	11/22/96 54-68 L(N)	2/17/96 78-60 W(H)	at Morehead: UK leads 8-3
	2/16/80 83-64 W(H)	2/1/78 93-43 W(H)	12/8/07 59-63 L(A)	2/16/97 74-57 W(A)	(since 1976)
	2/29/80 85-54 W(H)	3/2/81 100-60 W(H)	11/15/08 60-70 L(H)	2/15/98 71-62 W(H)	Overall Streak: UK has won 12
	1/8/81 88-66 W(A)	2/8/85 95-80 W(H)		2/26/98 48-67 L(N)	Largest Margin of Victory: +68,
	2/14/81 83-59 W(H)	11/22/85 102-73 W(A)	Michigan State 2-3	2/14/99 78-83 L(A)	UK 112 MSU 57, 11/18/15 (H)
	2/23/82 84-80 W(H)	1/10/88 57-58 L(A)	12/8/89 89-72 W(A)	2/27/2000 46-63 L(H)	Largest Margin of Defeat: -17,
	1/20/83 79-66 W(A)	1/13/89 72-61 W(H)	11/27/96 50-76 L(H)	2/25/01 66-74 L(A)	MSU 86 - UK 69, 2/24/79 (A)
	2/25/84 94-83 W(H)	12/1/92 79-44 W(H)	11/25/97 57-71 L(A)	1/3/02 54-59 L(H)	*2/11/70 56-30 W
	1/19/85 63-67 L(A)	2/16/94 66-43 W(A)	3/20/06 63-67 L(N)	2/28/02 75-72 W(N)	*3/4/70 50-48 W
	2/14/86 87-77 W(H)	2/8/95 91-58 W(H)	3/22/10 70-52 W(N)	2/16/03 46-96 L(A)	*2/12/71 62-29 W



SCORES VS. ALL OPPONENTS

*2/20/71	56-40	W	12/10/80	72-63	W(A)	Northeastern	2-0	12/3/88	77-80	L(A)	1/27/11	74-68	W(A)	South Carolina	33-28		
*1971/72	56-33	W	1/31/80	95-59	W(H)	12/29/97	76-39	W(N)			2/2/12	82-41	W(H)	at Lexington:	UK leads 20-8		
	50-47	W	2/25/80	76-67	W(A)	11/17/11	81-47	W(H)	Oklahoma	3-1	2/28/13	90-65	W(A)	at Columbia:	USC leads 17-10		
*1972/73	54-39	W	1/3/81	81-54	W(H)				3/30/10	68-88	L(N)	2/13/14	108-78	W(H)	at Neutral:	UK leads 4-2	
	52-42	W	12/4/92	89-55	W(H)	Northeast Louisiana	1-0	11/28/14	92-88	WOT(N)	1/4/15	64-58	W(H)	Overall Streak:	USC has won six		
*1/28/74	32-37	L	2/23/94	74-67	W(A)	12/29/90	73-66	W(A)	3/20/16	79-58	W(N)	2/23/15	59-67	L(A)	Largest Margin of Victory:	+28,	
*2/22/74	55-33	W	11/26/10	91-59	W(N)				12/1/16	82-68	W(H)	1/21/16	65-73	L(A)	UK 93 - USC 65, 2/21/99 (H)		
*3/2/74	55-33	W				Northern Kentucky	12-4	Oklahoma State	0-1			1/26/17	89-57	W(H)	Largest Margin of Defeat:	-46,	
2/10/75	58-41	W	Navy	1-0	1/14/75	68-56	W(H)	12/19/92	57-61	L(N)	Oregon	0-1			USC 97 - UK 51, 2/27/03 (A)		
2/28/75	71-40	W	3/24/13	61-41	W(N)	12/16/75	55-56	L(A)			3/12/80	81-86	L(A)	1/10/79	41-66	L(H)	
1/17/76	104-63	W(H)				11/29/76	60-58	W(A)	Old Dominion	3-8				1/3/80	61-84	L(A)	
2/2/76	75-60	W(A)	National College	3-0	11/29/77	83-65	W(A)	3/11/78	66-82	L(A)	Oregon State	1-0		1/24/81	70-65	WOT(H)	
2/22/77	84-73	W(H)	2/9/82	94-65	W(H)	2/14/77 !	83-89	L(H)	1/28/79	65-81	L(H)	11/25/04	73-70	W(N)	3/14/81	87-69	W(N)
12/17/77	72-73	L(A)	2/22/83	109-46	W(H)	12/19/78	53-71	L(H)	1/28/79	65-81	L(H)				2/13/82	81-91	L(A)
1/25/77	76-68	W(A)	12/11/84	83-46	W(A)	2/11/78	79-72	W(H)	1/20/82	68-91	L(A)	Pacific	1-0		3/18/82	73-69	W(N)
12/11/78	76-83	L(H)				1/30/79	72-71	W(A)	2/5/83	80-66	W(H)	11/29/02	77-61	W(N)	12/10/83	77-69	W(A)
2/23/78	75-68	W(H)	Nebraska	2-2	3/2/79	69-71	L(N)	12/29/84	59-66	L(N)	12/29/84	59-66	L(N)	2/2/83	89-77	W(H)	
3/3/78	84-76	W(H)	1/4/84	86-90	L(H)	1/9/80	79-63	W(A)	1/28/84	72-81	L(A)				12/1/84	75-63	W(H)
2/24/79	69-86	L(A)	11/29/97	59-68	L(A)	2/12/80	62-61	W(H)	1/13/85	63-64	L(H)	Pepperdine	2-0		12/3/91	75-63	W(A)
1/22/80	86-67	W(H)	3/13/99	98-92	W(N)	1/6/81	82-69	W(H)	1/10/86	69-74	L(A)	1/2/91	73-64	W(A)	12/9/92	76-55	W(H)
2/20/80	90-79	W(A)	3/28/10	76-67	W(N)	2/10/81	88-75	W(A)	1/23/87	85-70	W(H)	12/18/12	80-62	W(A)	1/8/94	82-63	W(A)
3/1/80	80-61	W(H)				11/26/90	97-79	W(H)	11/18/06	69-55	W(A)				3/4/94	83-80	W(N)
1/1/81	84-64	W(H)	Nebraska Omaha	1-0	12/3/14	82-64	W(H)	12/28/07	62-71	L(H)	Pittsburgh	1-0		1/7/95	85-67	W(H)	
2/21/81	66-51	W(A)	11/23/11	81-48	W(H)				12/2/16	84-65	W(A)	12/18/76	74-67	W(N)	1/24/96	53-66	L(H)
11/24/84	77-66	W(H)				Northwestern	2-1	Ole Miss	17-22	at Lexington:	UK leads 10-8	Purdue	0-2		2/24/96	65-76	L(A)
12/2/85	73-58	W(H)	New Hampshire	1-0	12/2/95	42-78	L(A)	at Oxford:	UM leads 13-6	12/18/99	40-48	L(N)	1/29/97	59-68	L(A)		
12/20/87	101-83	W(H)	11/17/16	92-43	W(H)	11/23/03	67-60	W(H)	at neutral:	Tied 1-1	12/1/2000	67-87	L(H)	2/22/97	76-52	W(H)	
1/7/87	73-57	W(A)				12/1/04	70-63	W(A)	Overall streak:	UK has won one			2/8/98	87-73	W(H)		
1/3/89	70-74	L(A)	New Mexico	1-0	Notre Dame	1-1			Largest Margin of Victory:	+41,	Radford	2-0	2/11/98	65-67	L(A)		
2/20/90	106-71	W(H)	12/6/99	62-52	W(A)	11/21/10	81-76	W(H)	UK 82 - UM 41, 2/2/12 (H)		11/26/88	89-83	W(H)	2/11/99	78-76	W(A)	
2/6/91	83-67	W(A)				12/18/11	83-92	L(A)	Largest Margin of Defeat:	-31,	12/18/16	59-36	W(H)	2/21/99	93-65	W(H)	
2/5/92	79-58	W(H)	New Orleans	1-1	1/30/84	85-68	W(H)	Oakland	1-0	UM 83 - UK 52, 1/2/97 (A)			2/13/2000	73-71	W(H)		
1/13/93	66-38	W(H)	2/1/85	81-86	L(A)			3/15/07	65-56		Rice	1-0		2/20/2000	51-64	L(A)	
2/15/95	78-49	W(A)				Ohio State	9-14			2/9/80	62-79	L(N)	2/11/01	62-70	L(A)		
11/17/09	72-55	W(A)	Nicholls State	1-0	2/2/75	66-77	L(A)	2/9/80	62-79	L(N)	11/13/15	72-39	W(H)	2/18/01	61-59	W(H)	
11/12/10	82-48	W(H)	12/21/04 !	106-51	W(H)	12/20/75	60-56	W(A)	2/1/84	69-59	W(H)		1/20/02	49-78	L(A)		
11/11/11	96-60	W(A)				12/20/75	60-56	W(A)	2/3/85	56-82	L(A)	Rutgers	3-2	2/10/02	73-74	L(H)	
11/23/12	73-37	W(H)	UNC-Asheville	3-0	12/20/75	60-56	W(A)	1/8/86 !	69-72	L(H)	1/12/80 !	97-78	W(H)	2/2/03	46-49	L(H)	
11/19/14	91-62	W(H)	1/24/95	98-76	W(H)	2/16/76	50-70	L(A)	1/28/87	64-72	L(A)	1/11/81	67-69	LOT(A)	2/27/03	51-97	L(A)
11/18/15	112-57	W(H)	2/1/95	70-55	W(A)	11/30/77	58-70	L(H)	2/2/88	67-75	L(H)	2/16/83	89-80	W(A)	1/25/04	75-61	W(A)
11/23/16	80-57	W(H)	3/19/16	85-31	W(N)	12/2/78	70-59	W(H)	1/28/89	52-70	L(A)	1/17/84	74-45	W(H)	2/26/04	71-54	W(H)
						1/27/80	90-59	W(H)	1/27/90 !	64-71	L(H)	11/27/04	60-74	L(N)	1/30/05	66-50	W(H)
Morris Brown	1-0		UNC-Chapel Hill	0-5	12/12/81	69-75	L(A)	2/16/91	87-81	W(A)	Saint Francis (Pa.)	1-0		2/24/05	47-60	L(A)	
12/23/02	106-32	W(H)	1/7/78	65-73	L(A)	12/2/82	73-60	W(H)	2/23/92	69-82	L(H)	1/2/05	85-73	W(H)	1/8/06	72-60	W(H)
			12/31/93	75-80	LOT(N)	12/2/82	73-60	W(H)	12/18/93	47-51	L(H)			2/9/06	75-71	W(A)	
Morris Harvey College	1-0		11/28/01	64-102	L(A)	12/2/83	73-68	W(H)	2/20/93	65-77	L(A)	Samford	2-0	1/4/07	59-55	W(H)	
12/1/76	78-70	W(A)	11/25/03 !	59-75	L(H)	11/27/84 !	74-61	W(H)	12/17/95	58-66	L(A)	1/28/07	56-66	L(A)			
			3/21/11	74-86	L(N)	12/30/85	70-66	W(A)	1/3/96	60-68	L(H)	1/24/08	66-62	W(A)			
Mount Saint Joseph	3-0					12/12/86	71-76	L(H)	1/2/97	52-83	L(A)	3/2/08 !	57-65	L(H)			
1/31/75	72-39	W	UNC-Charlotte	0-1	11/29/88	80-82	L(H)	1/10/98	76-49	L(H)	2/5/09	61-47	W(H)				
1/31/76	53-50	W(A)	12/11/92	54-57	L(N)	11/28/89	86-89	L3OT(A)	1/10/99	57-60	L(A)	3/1/09	70-53	W(A)			
2/21/77	85-64	W(H)				11/28/89	86-89	L3OT(A)	2/25/99	75-59	W(N)	1/14/10	71-79	L(A)			
			North Carolina State	2-3	1/7/92	94-101	LOT(A)	2/24/2000	59-57	W(A)	11/23/01	100-55	W(N)	2/21/10	71-50	W(H)	
Murray State	13-0		3/6/80	63-71	L(A)	12/21/93	81-94	L(H)	2/22/01	54-75	L(H)	11/25/11	73-52	W(H)	1/13/11	66-48	W(H)
*3/10/72	43-44	L(N)	12/4/81	67-77	L(A)	12/4/94	59-75	L(A)	2/7/02	66-76	L(A)	San Francisco	0-1	2/10/11	61-66	L(A)	
*2/12/72	43-38	W(N)	3/10/81	75-74	WOT(H)	11/29/95	67-77	L(H)	1/23/03	83-66	W(H)	11/29/03	67-59	L(A)	1/15/12	66-58	W(A)
*2/17/73	52-45	W(A)	12/28/84	78-69	W(A)	12/4/96	66-84	L(A)	2/01/04	88-90	LOT2(A)			2/23/12	53-50	W(H)	
*3/2/73	47-59	L(H)	12/30/95	62-66	L(N)	12/3/97	68-51	W(H)	1/16/05	70-63	W(H)	Seton Hall	1-0	1/24/13	50-55	L(A)	
*3/2/74	53-49	W(N)				11/19/98	92-84	WOT(A)	1/22/06	81-75	W(A)	12/5/81	90-62	W(A)	2/14/13	78-74	W(H)
2/29/75	47-45	W(A)	North Carolina A&T	2-0	1/6/07	51-53	L(A)	2/16/06	65-61	W(H)			1/9/14	59-68	L(A)		
12/13/77	102-64	W(H)	12/6/05	71-40	W(H)	3/19/17	82-68	L(H)	1/14/07	65-67	LOT(H)	South Alabama	1-0	2/20/14	58-81	L(H)	
2/16/78	79-58	W(A)	1/1/09	72-63	W(H)				2/8/07	69-61	W(A)	12/30/07	66-56	W(A)	3/8/14	68-58	W(N)
12/6/78	86-68	W(A)				Ohio	2-1	2/7/08 !	59-54	W(H)				1/11/15	60-68	L(A)	
2/3/79	82-72	W(H)				12/2/82	73-60	W(H)	2/1/09	60-69	L(A)			3/1/15	67-56	W(H)	
3/1/79	82-59	W(N)				12/28/87	98-85	W(H)	2/4/10	80-66	W(H)			1/14/16	62-73	L(H)	





KENTUCKY IN THE NATIONAL RANKINGS

Kentucky Week-By-Week In The Associated Press Poll

Year	PS	1	2	3	4	5	6	7	8	9	10	11	12	13	14	15	16	17	18	19	20	Final	#			
76-77		--	19	17	18	19	19	19	--	--	--	--	--	--	--	--	--	--	--	--	--	--	14	1-2		
77-78		19	19	--	--	--	T20	--	--	--	--	--	--	--	--	--	--	--	--	--	--	--	--	14	1-4	
78-79		--	--	--	--	--	--	--	--	--	--	--	--	--	--	--	--	--	--	--	--	--	--	--	13	1-3
79-80		--	--	--	--	18	18	--	18	17	17	15	15	15	13	11	13	14	--	--	--	--	14	14	1-2	
80-81		17	17	14	15	14	14	14	11	9	7	10	10	9	10	10	10	11	11	--	--	--	12	12	2-2	
81-82		13	12	13	16	16	16	14	10	8	8	11	11	14	17	13	14	14	13	--	--	--	13	13	4-6	
82-83		8	7	7	5	5	5	5	7	7	7	7	4	7	8	6	11	11	--	--	--	--	12	12	5-3	
83-84		--	--	--	--	20	--	--	--	--	--	--	--	--	--	--	--	--	--	--	--	--	--	--	2-8	
84-85		--	--	14	14	13	13	13	13	12	15	17	19	19	--	--	--	--	--	--	--	--	--	--	2-3	
85-86		--	--	--	--	--	--	--	--	--	--	--	--	--	--	--	--	--	--	--	--	--	--	--	3-3	
86-87		--	--	--	--	--	--	--	--	--	--	--	--	--	--	--	--	--	--	--	--	--	--	--	1-7	
87-88		--	--	--	--	--	--	--	--	--	--	--	--	--	--	--	--	--	--	--	--	--	--	--	0-6	
88-89		--	--	--	--	--	--	--	--	--	--	--	--	--	--	--	--	--	--	--	--	--	--	--	0-5	
89-90		--	--	--	--	--	--	25	--	--	--	--	--	--	--	--	--	--	--	--	--	--	--	--	0-5	
90-91		--	--	--	--	--	--	--	--	--	--	--	--	--	--	--	--	--	--	--	--	--	--	--	0-5	
91-92		--	--	--	--	--	--	--	--	--	--	--	--	--	--	--	--	--	--	--	--	--	--	--	2-7	
92-93		--	--	--	--	--	--	24	25	--	25	--	--	--	--	--	--	--	--	--	--	--	--	--	3-4	
93-94		--	--	--	--	--	--	--	--	--	--	--	--	--	--	--	--	--	--	--	--	--	--	--	0-8	
94-95		--	--	--	--	--	--	--	--	--	--	--	--	--	--	--	--	--	--	--	--	--	--	--	1-7	
95-96		--	--	--	--	--	--	--	--	--	--	--	--	--	--	--	--	--	--	--	--	--	--	--	1-9	
96-97		--	--	--	--	--	--	--	--	--	--	--	--	--	--	--	--	--	--	--	--	--	--	--	1-7	
97-98		--	--	--	--	--	--	--	--	--	--	--	--	--	--	--	--	--	--	--	--	--	--	--	2-4	
98-99		--	--	--	--	--	--	--	--	--	--	--	--	--	--	--	--	--	--	--	--	--	--	--	3-6	
99-00		--	--	--	--	--	--	--	--	--	--	--	--	--	--	--	--	--	--	--	--	--	--	--	1-8	
00-01		--	--	--	--	--	--	--	--	--	--	--	--	--	--	--	--	--	--	--	--	--	--	--	0-10	
01-02		--	--	--	--	--	--	--	--	--	--	--	--	--	--	--	--	--	--	--	--	--	--	--	0-8	
02-03		--	--	--	--	--	--	--	--	--	--	--	--	--	--	--	--	--	--	--	--	--	--	--	0-8	
03-04		--	--	--	--	--	--	--	--	--	--	--	--	--	--	--	--	--	--	--	--	--	--	--	0-7	
04-05		--	--	--	--	--	--	--	--	--	--	--	--	--	--	--	--	--	--	--	--	--	--	--	1-5	
05-06		--	--	--	--	--	--	--	--	--	--	--	21	--	--	--	--	--	--	--	--	--	--	--	2-5	
06-07		21	20	24	--	--	--	--	--	--	--	--	--	--	--	--	--	--	--	--	--	--	--	--	0-7	
07-08	rv	rv	--	--	--	--	--	--	--	--	--	--	--	--	--	--	--	--	--	--	--	--	--	--	3-9	
08-09		--	--	--	--	--	--	--	--	--	--	--	--	--	--	--	--	--	--	--	--	--	--	--	1-6	
09-10		--	--	--	rv	rv	rv	rv	rv	rv	rv	rv	--	20	17	16	16	19	19	19	19	19	19	19	5-5	
10-11	9	9	9	9	8	14	13	11	11	10	19	19	17	16	15	19	20	16	17	17	17	17	17	17	1-5	
11-12	17	17	17	14	12	10	8	8	6	11	9	6	6	6	7	7	13	10	12	12	12	12	12	6-3		
12-13	6	6	6	9	9	7	7	7	7	6	6	5	5	8	10	9	18	10	7	7	7	7	7	8-5		
13-14	7	7	7	7	7	5	5	5	6	6	9	10	9	13	15	18	15	12	12	10	10	10	10	6-5		
14-15	11	11	13	9	13	8	8	12	11	19	19	14	10	11	10	11	13	12	11	11	11	11	11	6-6		
15-16	18	--	13	12	11	8	8	7	7	10	9	9	12	18	18	16	15	13	12	12	12	12	12	8-3		
16-17	19	15	20	17	15	19	18	17	24	rv	rv	rv	25	rv	rv	22	20	19	18	18	18	18	18	3-7		

Note: The poll was launched at the Philadelphia Inquirer with the start of the 1976-77 season. In 1989-90, the poll increased from 20 to 25 teams. Release dates and the number of weekly rankings per season varied from year-to-year. *Dates do not include preseason rankings; PS - Preseason rankings (started in 1962); # - Record vs. Ranked Opponents; rv - receiving votes

UK FINISHES IN NATIONAL RANKINGS - AP POLL

1980	1. Old Dominion	2. Tennessee	3. Louisiana Tech	4. South Carolina	5. Stephen F. Austin	6. Maryland	7. Texas	8. Rutgers	9. Long Beach State	10. North Carolina State	11. Kansas	12. Cheyney	13. Kansas State	14. Kentucky	15. Northwestern	16. Mercer	17. Oregon	18. Central Missouri	19. San Francisco	20. Brigham Young					
1981	1. Louisiana Tech	2. Tennessee	3. Old Dominion	4. Southern California	5. Cheyney	6. Long Beach State	7. UCLA	8. Maryland	9. Rutgers	10. Kansas	11. Kentucky	12. Oregon	13. N.C. State	14. Stephen F. Austin	15. Illinois State	16. Texas	17. Jackson State	18. Minnesota	19. Oregon State	20. Clemson					
1982	1. Louisiana Tech	2. Cheyney	3. Maryland	4. Tennessee	5. Texas	6. Southern California	7. Old Dominion	8. Rutgers	9. Long Beach State	10. Penn State	11. Villanova	12. N.C. State	13. Kentucky	14. Kansas State	15. South Carolina	16. Drake	17. Memphis	18. Arizona State	19. Oregon	20. Missouri					
1983	1. Southern California	2. Louisiana Tech	3. Texas	4. Old Dominion	5. Cheyney	6. Long Beach State	7. Maryland	8. Penn State	9. Georgia	10. Tennessee	11. Arizona State	12. Michigan State	13. Florida State	14. Baylor	15. St. John's	16. Iowa State	17. Texas	18. Gonzaga	19. Kentucky	20. Oklahoma State					
1984	1. Southern California	2. Louisiana Tech	3. Texas	4. Old Dominion	5. Cheyney	6. Long Beach State	7. Maryland	8. Penn State	9. Georgia	10. Tennessee	11. Arizona State	12. Michigan State	13. Florida State	14. Baylor	15. St. John's	16. Iowa State	17. Texas	18. Gonzaga	19. Kentucky	20. Oklahoma State					
1985	1. Southern California	2. Louisiana Tech	3. Texas	4. Old Dominion	5. Cheyney	6. Long Beach State	7. Maryland	8. Penn State	9. Georgia	10. Tennessee	11. Arizona State	12. Michigan State	13. Florida State	14. Baylor	15. St. John's	16. Iowa State	17. Texas	18. Gonzaga	19. Kentucky	20. Oklahoma State					
1986	1. Southern California	2. Louisiana Tech	3. Texas	4. Old Dominion	5. Cheyney	6. Long Beach State	7. Maryland	8. Penn State	9. Georgia	10. Tennessee	11. Arizona State	12. Michigan State	13. Florida State	14. Baylor	15. St. John's	16. Iowa State	17. Texas	18. Gonzaga	19. Kentucky	20. Oklahoma State					
1987	1. Southern California	2. Louisiana Tech	3. Texas	4. Old Dominion	5. Cheyney	6. Long Beach State	7. Maryland	8. Penn State	9. Georgia	10. Tennessee	11. Arizona State	12. Michigan State	13. Florida State	14. Baylor	15. St. John's	16. Iowa State	17. Texas	18. Gonzaga	19. Kentucky	20. Oklahoma State					
1988	1. Southern California	2. Louisiana Tech	3. Texas	4. Old Dominion	5. Cheyney	6. Long Beach State	7. Maryland	8. Penn State	9. Georgia	10. Tennessee	11. Arizona State	12. Michigan State	13. Florida State	14. Baylor	15. St. John's	16. Iowa State	17. Texas	18. Gonzaga	19. Kentucky	20. Oklahoma State					
1989	1. Southern California	2. Louisiana Tech	3. Texas	4. Old Dominion	5. Cheyney	6. Long Beach State	7. Maryland	8. Penn State	9. Georgia	10. Tennessee	11. Arizona State	12. Michigan State	13. Florida State	14. Baylor	15. St. John's	16. Iowa State	17. Texas	18. Gonzaga	19. Kentucky	20. Oklahoma State					
1990	1. Southern California	2. Louisiana Tech	3. Texas	4. Old Dominion	5. Cheyney	6. Long Beach State	7. Maryland	8. Penn State	9. Georgia	10. Tennessee	11. Arizona State	12. Michigan State	13. Florida State	14. Baylor	15. St. John's	16. Iowa State	17. Texas	18. Gonzaga	19. Kentucky	20. Oklahoma State					
1991	1. Southern California	2. Louisiana Tech	3. Texas	4. Old Dominion	5. Cheyney	6. Long Beach State	7. Maryland	8. Penn State	9. Georgia	10. Tennessee	11. Arizona State	12. Michigan State	13. Florida State	14. Baylor	15. St. John's	16. Iowa State	17. Texas	18. Gonzaga	19. Kentucky	20. Oklahoma State					
1992	1. Southern California	2. Louisiana Tech	3. Texas	4. Old Dominion	5. Cheyney	6. Long Beach State	7. Maryland	8. Penn State	9. Georgia	10. Tennessee	11. Arizona State	12. Michigan State	13. Florida State	14. Baylor	15. St. John's	16. Iowa State	17. Texas	18. Gonzaga	19. Kentucky	20. Oklahoma State					
1993	1. Southern California	2. Louisiana Tech	3. Texas	4. Old Dominion	5. Cheyney	6. Long Beach State	7. Maryland	8. Penn State	9. Georgia	10. Tennessee	11. Arizona State	12. Michigan State	13. Florida State	14. Baylor	15. St. John's	16. Iowa State	17. Texas	18. Gonzaga	19. Kentucky	20. Oklahoma State					
1994	1. Southern California	2. Louisiana Tech	3. Texas	4. Old Dominion	5. Cheyney	6. Long Beach State	7. Maryland	8. Penn State	9. Georgia	10. Tennessee	11. Arizona State	12. Michigan State	13. Florida State	14. Baylor	15. St. John's	16. Iowa State	17. Texas	18. Gonzaga	19. Kentucky	20. Oklahoma State					
1995	1. Southern California	2. Louisiana Tech	3. Texas	4. Old Dominion	5. Cheyney	6. Long Beach State	7. Maryland	8. Penn State	9. Georgia	10. Tennessee	11. Arizona State	12. Michigan State	13. Florida State	14. Baylor	15. St. John's	16. Iowa State	17. Texas	18. Gonzaga	19. Kentucky	20. Oklahoma State					
1996	1. Southern California	2. Louisiana Tech	3. Texas	4. Old Dominion	5. Cheyney	6. Long Beach State	7. Maryland	8. Penn State	9. Georgia	10. Tennessee	11. Arizona State	12. Michigan State	13. Florida State	14. Baylor	15. St. John's	16. Iowa State	17. Texas	18. Gonzaga	19. Kentucky	20. Oklahoma State					
1997	1. Southern California	2. Louisiana Tech	3. Texas	4. Old Dominion	5. Cheyney	6. Long Beach State	7. Maryland	8. Penn State	9. Georgia	10. Tennessee	11. Arizona State	12. Michigan State	13. Florida State	14. Baylor	15. St. John's	16. Iowa State	17. Texas	18. Gonzaga	19. Kentucky	20. Oklahoma State					
1998	1. Southern California	2. Louisiana Tech	3. Texas	4. Old Dominion	5. Cheyney	6. Long Beach State	7. Maryland	8. Penn State	9. Georgia	10. Tennessee	11. Arizona State	12. Michigan State	13. Florida State	14. Baylor	15. St. John's	16. Iowa State	17. Texas	18. Gonzaga	19. Kentucky	20. Oklahoma State					
1999	1. Southern California	2. Louisiana Tech	3. Texas	4. Old Dominion	5. Cheyney	6. Long Beach State	7. Maryland	8. Penn State	9. Georgia	10. Tennessee	11. Arizona State	12. Michigan State	13. Florida State	14. Baylor	15. St. John's	16. Iowa State	17. Texas	18. Gonzaga	19. Kentucky	20. Oklahoma State					
2000	1. Southern California	2. Louisiana Tech	3. Texas	4. Old Dominion	5. Cheyney	6. Long Beach State	7. Maryland	8. Penn State	9. Georgia	10. Tennessee	11. Arizona State	12. Michigan State	13. Florida State	14. Baylor	15. St. John's	16. Iowa State	17. Texas	18. Gonzaga	19. Kentucky	20. Oklahoma State					
2001	1. Connecticut	2. Stanford	3. Baylor	4. Tennessee	5. Xavier	6. Duke	7. Notre Dame	8. UCLA	9. Notre Dame	10. DePaul	11. Miami (Fla.)	12. Michigan State	13. Green Bay	14. North Carolina	15. Florida State	16. Maryland	17. Kentucky	18. Ohio State	19. Marist	20. Gonzaga	21. Oklahoma	22. Georgetown	23. Georgia Tech	24. Marquette	25. Iowa
2002	1. Baylor	2. Stanford	3. Connecticut	4. Notre Dame	5. Maryland	6. Duke	7. Delaware	8. Miami (Fl)	9. Tennessee	10. Green Bay	11. Penn State	12. Kentucky	13. Purdue	14. Georgia	15. Delaware	16. Louisville	17. South Carolina	18. Dayton	19. Colorado	20. Green Bay	21. Purdue	22. Syracuse	23. Iowa State	24. Kentucky	25. Missouri
2003	1. Baylor	2. Stanford	3. Connecticut	4. Notre Dame	5. Maryland	6. Duke	7. Delaware	8.																	

KENTUCKY IN THE NATIONAL RANKINGS

Kentucky Week-By-Week In The Coaches Poll

Year	PS	2	3	4	5	6	7	8	9	10	11	12	13	14	15	16	17	18	19	Final
84-85		N/A	N/A	N/A	N/A	N/A	N/A	N/A	N/A	N/A	14	16	19	16	25	23	--	--	--	
85-86		--	--	21	20	21	23	22	23	T23	24	24	23	23	--	--	--	--	--	
86-87		--	--	25	20	--	--	--	--	--	--	--	--	--	--	--	--	--	--	
87-88		--	--	--	--	--	--	--	--	--	--	--	--	--	--	--	--	--	--	
88-89		--	--	--	--	--	--	--	--	--	--	--	--	--	--	--	--	--	--	
89-90		--	--	--	--	--	--	25	--	--	--	--	--	--	--	--	--	--	--	
90-91		--	--	--	--	--	--	--	--	--	--	--	--	--	--	--	--	--	--	
91-92		--	--	--	--	--	--	--	--	--	--	--	--	--	--	--	--	--	--	
92-93		--	--	--	--	--	23	23	23	23	--	--	--	--	--	--	--	--	--	
93-94		--	--	--	--	--	--	--	--	--	--	--	--	--	--	--	--	--	--	
94-95		--	--	--	--	--	--	--	--	--	--	--	--	--	--	--	--	--	--	
95-96		--	--	--	--	--	--	--	--	--	--	--	--	--	--	--	--	--	--	
96-97		--	--	--	--	--	--	--	--	--	--	--	--	--	--	--	--	--	--	
97-98		--	--	--	--	--	--	--	--	--	--	--	--	--	--	--	--	--	--	
98-99		--	--	--	--	--	--	--	--	--	--	--	--	--	--	--	--	--	--	
99-00		--	--	--	--	--	--	--	--	--	--	--	--	--	--	--	--	--	--	
00-01		--	--	--	--	--	--	--	--	--	--	--	--	--	--	--	--	--	--	
01-02		--	--	--	--	--	--	--	--	--	--	--	--	--	--	--	--	--	--	
02-03		--	--	--	--	--	--	--	--	--	--	--	--	--	--	--	--	--	--	
03-04		--	--	--	--	--	--	--	--	--	--	--	--	--	--	--	--	--	--	
04-05		--	--	--	--	--	--	--	--	--	--	--	--	--	--	--	--	--	--	
05-06		--	--	--	--	--	--	--	--	--	--	23	--	--	--	--	--	--	--	
06-07	16	24	24	--	--	--	--	--	--	--	--	--	--	--	--	--	--	--	--	
07-08		--	--	--	--	--	--	--	--	--	--	--	--	--	--	--	--	--	--	
08-09		--	--	--	--	--	--	--	--	--	--	--	--	--	--	--	--	--	--	
09-10		--	--	--	--	--	--	--	--	--	25	23	18	16	16	14	18	16	15	T9
10-11	10	10	9	9	14	13	11	11	10	19	19	18	18	18	19	20	16	16	22	22
11-12	15	13	11	10	10	7	8	6	9	8	6	6	5	7	8	10	9	11	11	8
12-13	7	7	8	8	6	6	6	6	6	5	4	7	8	7	7	10	7	7	7	8
13-14	8	8	7	7	6	6	6	6	6	10	12	8	12	13	18	15	15	13	11	11
14-15	10	9	10	13	8	8	13	11	11	11	14	10	12	10	10	15	11	11	11	16
15-16	17	13	11	10	8	8	7	7	9	9	9	12	18	18	16	14	13	13	--	13
16-17	19	19	24	20	17	23	24	23	rv	--	--	--	rv	--	--	rv	24	24	--	25

FINAL POST-TOURNAMENT POLLS

Note: Beginning with the 1985-86 season, the USA Today/ESPN poll has selected its Top 25 teams after the NCAA championship game. USA Today's voting panel consists of 40 coaches representing a geographical mix of the nation and representing each of the nine Women's Basketball Coaches Association's districts. In 1993, USA Today joined with Cable News Network (CNN) to compile the poll. In 1998, ESPN replaced CNN as USA Today's partner in compiling the poll.

2010	23. Maryland	20. Purdue	16. Kentucky	12. Louisville
1. UConn	24. Georgia	21. LSU	17. Dayton	13. UCLA
2. Stanford	25. Marquette	22. Iowa State	18. Mississippi State	14. Texas
3. Oklahoma		23. Oklahoma	19. Gonzaga	15. Duke
4. Baylor	2012	24. Green Bay	20. Ohio State	16. Oregon
5. Xavier	1. Baylor	25. Kansas	21. Florida Gulf Coast	17. NC State
6. Duke	2. Notre Dame		22. Texas	18. DePaul
7. Nebraska	3. Stanford	2014	23. Rutgers	19. Miami
8. Tennessee	4. UConn	1. Connecticut	24. South Florida	20. West Virginia
9. Florida St.	5. Maryland	2. Notre Dame	25. George Washington	21. Oklahoma
Kentucky	6. Duke	3. Stanford		22. Syracuse
11. Notre Dame	7. Tennessee	4. Maryland	2016	23. Quinnipiac
12. Gonzaga	8. Kentucky	5. Louisville	1. Connecticut	24. Drake
13. Iowa St.	9. Penn St.	6. Baylor	2. Oregon State	25. Kentucky
14. Texas A&M	10. Georgia Tech	7. North Carolina	3. Syracuse	
15. Ohio St.	11. Miami (FL)	8. Tennessee	4. Baylor	
16. West Virginia	12. Texas A&M	9. South Carolina	5. South Carolina	
17. Georgetown	13. Green Bay	10. Texas A&M	6. Notre Dame	
18. St. John's	14. Delaware	11. Kentucky	7. Texas	
19. Georgia	15. St. John's (NY)	12. West Virginia	8. Washington	
20. San Diego State	16. Louisville	13. Duke	9. Maryland	
21. Mississippi State.	17. Georgetown	14. Penn St.	10. Ohio State	
22. Oklahoma State	18. Purdue	15. Oklahoma St.	11. Stanford	
23. UCLA	19. Gonzaga	16. DePaul	12. Florida State	
24. Vanderbilt	20. Georgia	17. Nebraska	13. UCLA	
25. LSU	21. South Carolina	18. Brigham Young	14. Louisville	
25. Texas	22. Ohio State	19. Purdue	15. Kentucky	
	23. St. Bonaventure	20. California	16. Arizona State	
2011	24. DePaul	21. North Carolina St.	17. DePaul	
1. Texas A&M	25. Kansas	22. Gonzaga	18. Mississippi State	
2. Notre Dame		23. Michigan State	19. Tennessee	
3. UConn	2013	24. LSU	20. Texas A&M	
4. Stanford	1. UConn	25. Oregon State	21. Michigan State	
5. Baylor	2. Notre Dame		22. South Florida	
6. Tennessee	3. Louisville	2015	23. Oklahoma	
7. Duke	4. Baylor	1. Connecticut	24. Miami (FL)	
8. Gonzaga	5. California	2. Notre Dame	25. West Virginia	
9. Green Bay	6. Duke	3. South Carolina		
10. DePaul	7. Stanford	4. Connecticut	2017	
11. Xavier	8. Kentucky	Maryland	1. South Carolina	
12. North Carolina	9. Tennessee	5. Baylor	2. Mississippi State	
13. UCLA	10. Georgia	6. Tennessee	3. Connecticut	
14. Georgetown	11. Maryland	7. Florida State	4. Stanford	
15. Oklahoma	12. Penn State	8. Arizona State	5. Notre Dame	
16. Miami (FL)	13. Delaware	9. North Carolina	6. Baylor	
17. Ohio State	14. Texas A&M	10. Louisville	7. Florida State	
18. Michigan State	15. UCLA	11. Iowa	8. Maryland	
19. Louisville	16. Dayton	12. Duke	9. Oregon State	
20. Florida State	South Carolina	13. Oregon State	10. Ohio State	
21. Marist	18. Nebraska	14. Stanford	11. Washington	
22. Kentucky	19. North Carolina	15. Princeton		





RECORDS VS. RANKED OPPONENTS

UK'S UPSETS AGAINST HIGHER-RANKED TEAMS

Date	Opponent	UK	Opp.	Site	Score	Pt. Diff.
12/4/76	Tenn. Tech	NR	4	H	72-70	2
1/15/78	Immaculata	NR	17	H	74-64	10
1/20/79	Tennessee	NR	4	H	66-64	2
1/15/80	Rutgers	NR	7	H	97-78	19
1/3/82	Georgia	14	11	H	62-59	3
2/28/82	Tennessee	13	11	H	80-74	6
3/18/82	So. Carolina	14	12	N	73-69	4
2/5/83	ODU	7	6	H	80-66	14
12/2/83	Ohio State	NR	16	A	73-68	5
1/29/85	Georgia	17	5	H	61-57	4
2/2/86	Auburn	NR	11	A	91-90 (2 OT)	1
1/21/87	Vanderbilt	NR	11	H	74-71	3
12/11/91	Western Ky.	NR	8	A	67-66	1
3/7/92	Alabama	NR	17	N	95-87	8
12/5/92	Connecticut	NR	21	H	75-54	21
12/31/92	Kansas	NR	25	H	71-61	10
1/19/93	Western Ky.	NR	17	H	62-60	2
1/4/95	Florida	NR	16	H	63-55	8
1/28/96	Arkansas	NR	22	H	69-65	4
1/14/97	Western Ky.	NR	18	H	79-73	6
12/8/97	Western Ky.	NR	14	A	66-64 (OT)	2
12/14/97	Auburn	NR	16	H	68-67	1
2/7/99	Georgia	NR	8	H	80-76	4
2/26/99	LSU	NR	17	N	81-71	10
1/24/99	Alabama	NR	18	H	76-72	4
1/6/00	Auburn	NR	5	H	71-69	2
1/13/05	Georgia	NR	18	H	71-63	8
1/26/06	Tennessee	NR	1	H	66-63	3
3/3/06	Florida	NR	23	N	88-70	18
1/20/08	Auburn	NR	18	H	62-55	7
1/31/08	Georgia	NR	14	A	47-44	3
3/7/08	Georgia	NR	21	N	57-50	7
2/19/09	Tennessee	NR	13	H	66-56	10
1/10/10	Vanderbilt	NR	17	H	63-53	10
1/28/10	LSU	NR	18	A	71-62	9
3/28/10	Nebraska	19	4	N	76-67	9
12/4/11	Louisville	12	10	H	74-54	10
12/8/11	Duke	10	6	H	72-65	7
1/12/12	Tennessee	8	6	H	61-60	1
3/19/12	Green Bay	12	10	N	65-62	3
12/2/12	Louisville	9	7	A	48-47	1
3/3/13	Tennessee	10	8	H	78-65	13
12/1/13	Louisville	7	3	H	69-64	5
2/16/14	Tennessee	18	8	A	75-71	4
3/8/14	So. Carolina	12	5	N	68-58	10
11/17/14	Baylor	11	8	H	74-64	10
12/7/14	Louisville	13	7	A	77-68	9
3/1/15	So. Carolina	13	2	H	67-56	11
3/6/15	Miss. State	12	11	N	76-67	9
11/15/15	Arizona State	18	15	A	68-64 (OT)	4
2/18/16	Miss. State	16	14	A	83-60	23
2/28/16	Texas A&M	11	15	A	71-58	13
11/11/16	Miami (Fla.)	19	14	H	82-66	16
12/1/16	Oklahoma	17	12	H	82-68	14
2/23/17	Miss. State	22	3	H	78-75 (OT)	3

KENTUCKY VS. ALL OPPONENTS WHEN OPPONENTS ARE RANKED

Date	Opponent	UK	Opp.	Site	W/L	Score	Pt. Diff.
2/25/78	Tennessee	NR	1	A	L	66-69	3
3/10/78	Tennessee	NR	1	H	L	60-76	16
1/28/79	ODU	NR	1	H	L	65-81	16
3/20/82	La. Tech	14	1	A	L	60-82	22
12/29/84	ODU	13	1	N	L	59-66	7
1/13/85	ODU	12	1	H	L	63-64	1
2/25/89	Auburn	NR	1	N	L	70-89	19
2/6/93	Tennessee	NR	1	A	L	61-85	24
2/20/94	Tennessee	NR	1	H	L	89-95 (OT)	6
2/13/96	Georgia	NR	1	A	L	55-75	20
1/18/98	Tennessee	NR	1	H	L	65-93	28
1/17/99	Tennessee	NR	1	A	L	60-98	38
11/24/99	Connecticut	NR	1	A	L	62-68	6
1/29/04	Tennessee	NR	1	H	L	72-81	9
2/17/05	LSU	NR	1	A	L	58-81	23
1/26/06	Tennessee	NR	1	H	W	66-63	3
11/13/12	Baylor	6	1	A	L	51-85	34
1/11/15	So. Carolina	10	1	A	L	60-68	8
#2 (1-19)							
2/23/86	Georgia	NR	2	A	L	67-113	46
1/11/87	Tennessee	NR	2	H	L	64-76	12
2/3/87	Auburn	NR	2	H	L	53-72	19
1/4/88	La. Tech	NR	2	A	L	63-95	32
1/21/89	Tennessee	NR	2	A	L	57-101	44
3/8/92	Tennessee	NR	2	N	L	80-94	14
2/19/95	Tennessee	NR	2	A	L	41-67	26

3/4/95	Tennessee	NR	2	N	L	62-74	12
1/11/96	Vanderbilt	NR	2	A	L	53-58	5
1/23/00	Tennessee	NR	2	H	L	65-71	6
3/3/00	Georgia	NR	2	N	L	45-63	18
1/21/01	Tennessee	NR	2	H	L	38-110	72
1/16/03	LSU	NR	2	A	L	39-82	43
1/17/08	Tennessee	NR	2	H	L	40-65	25
2/3/08	Tennessee	NR	2	A	L	51-79	28
12/22/13	Duke	5	2	H	L	61-69	8
3/1/15	So. Carolina	13	2	H	W	67-56	11
1/14/16	So. Carolina	9	2	H	L	53-64	11
2/4/16	So. Carolina	18	2	A	L	68-78	10
3/5/16	So. Carolina	13	2	N	L	93-63	30

#3 (2-18)

Date	Opponent	UK	Opp.	Site	W/L	Score	Pt. Diff.
1/28/78	Tennessee	NR	3	H	L	90-92 (OT)	2
1/11/81	Rutgers	14	3	A	L	67-69 (OT)	2
1/7/84	Georgia	NR	3	H	L	68-69	1
2/14/88	Auburn	NR	3	A	L	57-93	36
2/18/88	Tennessee	NR	3	H	L	75-99	24
3/5/88	Tennessee	NR	3	N	L	66-100	44
1/22/90	Tennessee	NR	3	H	L	60-76	16
3/7/93	Vanderbilt	NR	3	N	L	61-68	7
2/17/00	Georgia	NR	3	H	L	69-73	4
1/27/01	Tennessee	NR	3	A	L	39-83	44
3/2/03	Tennessee	NR	3	H	L	69-84	15
12/18/05	LSU	NR	3	H	L	36-66	30
3/4/06	LSU	NR	3	N	L	52-79	27
2/11/07	Tennessee	NR	3	A	L	62-84	22
1/4/11	Duke	10	3	A	L	48-54	6
12/18/11	Notre Dame	8	3	A	L	83-92	9
3/27/12	UConn	12	3	N	L	65-80	15
4/1/13	UConn	7	3	N	L	53-83	30
12/1/13	Louisville	7	3	H	W	69-64	5
2/23/17	Miss. State	22	3	H	W	78-75 (OT)	3

#4 (3-15)

Date	Opponent	UK	Opp.	Site	W/L	Score	Pt. Diff.
12/4/76	Tenn. Tech	NR	4	H	W	72-70	2
1/20/79	Tennessee	NR	4	H	W	66-64	2
2/5/84	Georgia	NR	4	A	L	61-87	26
2/3/90	Georgia	NR	4	A	L	75-78	3
1/12/91	Tennessee	NR	4	A	L	70-80	10
2/3/91	Georgia	NR	4	H	L	71-87	16
2/8/92	Tennessee	NR	4	H	L	52-77	25
1/14/96	Tennessee	NR	4	H	L	45-60	15
1/22/97	Alabama	NR	4	N	L	62-78	16
1/30/00	Tennessee	NR	4	A	L	48-77	29
2/24/02	Tennessee	NR	4	A	L	64-89	25
2/25/10	Tennessee	16	4	A	L	65-81	16
3/7/10	Tennessee	19	4	N	L	62-70	8
3/28/10	Nebraska	19	4	N	W	76-67	9
2/7/11	Tennessee	15	4	H	L	67-73	6
3/6/11	Tennessee	16	4	N	L	65-90	25
2/20/14	So. Carolina	16	4	H	L	58-81	23
2/2/17	So. Carolina	25	4	H	L	75-63	12

#5 (3-8)

Date	Opponent	UK	Opp.	Site	W/L	Score	Pt. Diff.
1/29/85	Georgia	17	5	H	W	61-57	4
1/3/87	La. Tech	NR	5	H	L	63-64	1
3/5/87	Georgia	NR	5	N	L	64-67	3
2/4/89	Georgia	NR	5	H	L	72-90	18
2/23/93	Vanderbilt	NR	5	H	L	52-65	13
1/6/00	Auburn	NR	5	H	W	71-69	2
2/15/01	Georgia	NR	5	A	L	58-91	33
3/8/14	So. Carolina	12	5	N	W	68-58	10
3/29/14	Baylor	10	5	N	L	72-90	18
3/7/15	Tennessee	12	5	N	L	64-75	11
3/4/17	So. Carolina	20	5	N	L	89-77	12

#6 (3-17)

Date	Opponent	UK	Opp.	Site	W/L	Score	Pt. Diff.
1/22/77	Tenn. Tech	19	6	A	L	69-92	23
2/17/79	Tennessee	NR	6	A	L	51-89	38
2/2/80	Tennessee	17	6	H	L	83-91 (OT)	8
2/5/83	ODU	7	6	H	W	80-66	14
2/9/83	Tennessee	4	6	H	L	85-95	10
2/12/84	Tennessee	NR	6	A	L	65-67	2
2/17/85	Georgia	NR	6	A	L	65-87	22
2/27/87	Georgia	NR	6	A	L	64-73	9
12/31/93	UNC	NR	6	N	L	75-80 (OT)	5
1/12/94	Vanderbilt	NR	6	A	L	56-83	27
2/8/97	Georgia	NR	6	H	L	62-80	18
1/7/98	Vanderbilt	NR	6	A	L	54-64	10
1/12/00	Purdue	NR	6	H	L	67-87	20
2/21/02	Vanderbilt	NR	6	H	L	57-73	16
2/13/08	LSU	NR	6	A	L	48-52	4
12/8/11	Duke	10	6	H	W	72-65	7
1/12/12	Tennessee	8	6	H	W	61-60	1
3/9/14	Tennessee	12	6	N	L	70-71	1

1/29/15	Tennessee	10	6	H	L	72-73	1
2/15/15	Tennessee	10	6	A	L	58-72	14

#7 (3-7)

Date	Opponent	UK	Opp.	Site	W/L	Score	Pt. Diff.
1/15/80	Rutgers	NR	7	H	W	97-78	19
1/20/82	ODU	8	7	A	L	68-91	23
1/30/91	Auburn	NR	7	H	L	65-72	7
1/23/05	Tennessee	NR	7	A	L	49-67	18
1/6/07	Ohio State	NR	7	A	L	51-53	2
3/8/08	LSU	NR	7	N	L	49-66	17
12/2/12	Louisville	9	7	A	W	48-47	1
12/7/14	Louisville	13	7	A	W	77-68	9
12/4/16	Louisville	17	7	A	L	69-67 (OT)	2
2/26/17	So. Carolina	22	7	A	L	95-87	8

#8 (6-3)

Date	Opponent	UK	Opp.	Site	W/L	Score	Pt. Diff.
2/27/83	Tennessee	6	8	A	W	81-69	12
12/11/91	Western Ky.	NR	8	A	W	67-66	1
1/8/97	Vanderbilt	NR	8	H	L	54-65	11
2/7/99	Georgia	NR	8	H	W	80-76	4
1/1							

RECORDS VS. RANKED OPPONENTS

#13 (5-9)									
Date	Opponent	UK	Opp.	Site	W/L	Score	Pt. Diff.		
1/24/81	So. Carolina	9	13	H	W	70-65 (OT)	5		
2/18/82	Tennessee	14	13	H	L	61-65	4		
2/16/83	Rutgers	7	13	A	W	89-80	9		
12/12/86	Ohio State	NR	13	H	L	71-76	5		
2/7/88	Georgia	NR	13	A	L	70-86	16		
3/5/94	Vanderbilt	NR	13	N	L	67-72	5		
1/25/97	Arkansas	NR	13	A	L	55-88	33		
2/13/03	Arkansas	NR	13	H	L	60-70	10		
11/25/03	UNC	NR	13	H	L	59-75	16		
2/19/09	Tennessee	NR	13	H	W	66-56	10		
2/3/13	Georgia	8	13	H	L	71-75	4		
12/21/14	Duke	8	13	A	L	68-89	21		
2/12/15	Miss. State	10	13	H	W	92-90 (2OT)	2		
12/20/15	Duke	8	13	H	W	71-61	10		

#14 (7-13)									
Date	Opponent	UK	Opp.	Site	W/L	Score	Pt. Diff.		
3/10/81	N.C. State	10	14	H	W	75-74 (OT)	1		
2/18/83	Auburn	7	14	H	W	77-55	22		
3/3/83	Auburn	6	14	N	L	70-85	15		
12/30/85	Ohio State	NR	14	A	W	70-66	4		
12/21/93	Ohio State	NR	14	H	L	81-94	13		
12/30/95	N.C. State	NR	14	N	L	62-66	4		
11/29/97	Nebraska	NR	14	A	L	59-68	9		
12/8/97	Western Ky.	NR	14	A	W	66-64 (OT)	2		
1/28/98	Florida	NR	14	H	L	63-70	7		
2/27/99	Georgia	NR	14	H	L	62-68	6		
1/20/00	LSU	NR	14	H	L	59-66	7		
1/7/01	Florida	NR	14	H	L	48-85	37		
2/14/02	Florida	NR	14	A	L	59-81	22		
1/18/04	LSU	NR	14	H	L	69-70	1		
2/2/06	Georgia	21	14	A	L	57-91	34		
11/14/07	GWash.	NR	14	A	L	65-76	11		
3/21/11	UNC	17	14	N	L	74-86	12		
2/2/14	LSU	13	14	H	W	63-56	7		
2/18/16	Miss. State	16	14	A	W	83-60	23		
11/11/16	Miami (Fla.)	19	14	H	W	82-66	16		

#15 (5-5)									
Date	Opponent	UK	Opp.	Site	W/L	Score	Pt. Diff.		
2/6/82	Georgia	11	15	A	W	77-76	1		
2/28/84	Auburn	NR	15	A	L	63-83	20		
11/27/84	Ohio State	NR	15	H	W	74-61	13		
3/14/99	UCLA	NR	15	N	L	63-87	24		
2/1/07	Vanderbilt	NR	15	H	L	62-63	1		
1/19/12	Georgia	6	15	A	W	69-64	5		
3/30/13	Delaware	7	15	N	W	69-62	7		
2/19/15	Texas A&M	11	15	H	L	69-81	12		
11/15/15	Arizona State	18	15	A	W	68-64 (OT)	4		
12/29/16	Duke	17	15	A	L	69-54	15		

#16 (4-10)									
Date	Opponent	UK	Opp.	Site	W/L	Score	Pt. Diff.		
12/7/76	Tennessee	18	16	H	L	57-82	25		
11/18/78	Miss. U./W	NR	16	N	L	76-81 (OT)	5		
12/2/83	Ohio State	NR	16	A	W	73-68	5		
12/20/83	Alabama	20	16	H	L	49-78	29		
1/11/90	LSU	NR	16	H	L	79-80 (OT)	1		
1/4/95	Florida	NR	16	H	W	63-55	8		
12/29/95	Duke	NR	16	N	L	54-73	19		
3/1/96	Auburn	NR	16	N	L	43-58	15		
12/14/97	Auburn	NR	16	H	W	68-67	1		
3/1/01	LSU	NR	16	N	L	57-72	15		
2/2/03	So. Carolina	NR	16	H	L	46-49	3		
2/16/03	Miss. State	NR	16	A	L	46-96	50		
2/27/03	So. Carolina	NR	16	A	L	51-97	46		
3/20/06	Michigan St	NR	16	N	L	63-67	4		
2/14/13	So. Carolina	9	16	H	W	78-74	4		
2/23/14	Texas A&M	15	16	A	W	83-74	9		

#17 (6-5)									
Date	Opponent	UK	Opp.	Site	W/L	Score	Pt. Diff.		
1/15/78	Immaculata	NR	17	H	W	74-64	10		
11/29/88	Ohio State	NR	17	H	L	80-82	2		
1/6/91	LSU	NR	17	A	L	74-78	4		
3/7/92	Alabama	NR	17	N	W	95-87	8		
1/19/93	Western Ky.	NR	17	H	W	62-60	2		
12/11/94	Western Ky.	NR	17	H	L	48-64	16		
2/26/99	LSU	NR	17	N	W	81-71	10		
1/19/03	Vanderbilt	NR	17	A	L	50-84	34		
11/27/04	Rutgers	NR	17	N	L	60-75	15		
1/31/08	Georgia	NR	17	A	W	47-44	3		
1/10/10	Vanderbilt	NR	17	H	W	63-53	10		

#18 (6-6)									
Date	Opponent	UK	Opp.	Site	W/L	Score	Pt. Diff.		
12/14/86	Illinois	NR	18	H	L	76-78	2		
1/20/96	Alabama	NR	18	A	L	51-66	15		
1/14/97	Western Ky.	NR	18	H	W	79-73	6		
1/24/99	Alabama	NR	18	H	W	76-72	4		

#19 (1-11)									
Date	Opponent	UK	Opp.	Site	W/L	Score	Pt. Diff.		
2/13/82	So. Carolina	14	19	A	L	81-91	10		
12/31/91	Connecticut	NR	19	A	L	81-53	28		
2/11/95	Alabama	NR	19	H	L	62-68	6		
2/4/99	Auburn	NR	19	H	L	67-68	1		
12/6/00	Xavier	NR	19	A	L	62-80	4		
1/13/02	Auburn	NR	19	H	L	66-70	4		
2/3/02	Georgia	NR	19	H	L	50-76	26		
2/5/04	Auburn	NR	19	H	L	54-71	17		
2/29/04	Georgia	NR	19	A	L	62-73	11		
12/3/06	Louisville	24	19	A	L	75-83	8		
2/11/10	Georgia	17	19	H	W	64-48	16		
3/10/13	Texas A&M	7	19	N	L	67-75	8		

#20 (3-8)									
Date	Opponent	UK	Opp.	Site	W/L	Score	Pt. Diff.		
1/17/84	Rutgers	NR	20	H	W	74-45	29		
1/22/84	Vanderbilt	NR	20	A	L	74-77	3		
2/14/89	LSU	NR	20	A	L	72-86	14		
1/7/90	Vanderbilt	NR	20	A	L	70-79	9		
12/10/93	Western Ky.	NR	20	A	L	77-82 (OT)	5		
2/13/94	Alabama	NR	20	A	L	82-96	14		
1/3/99	Florida	NR	20	H	L	63-77	14		
2/27/00	Miss. State	NR	20	H	L	46-63	17		
1/4/01	Auburn	NR	20	A	L	40-73	33		
1/20/08	Auburn	NR	20	H	W	62-55	7		
1/10/13	Texas A&M	6	20	H	W	65-62	3		

#21 (2-1)									
Date	Opponent	UK	Opp.	Site	W/L	Score	Pt. Diff.		
12/5/92	Connecticut	NR	21	H	W	75-54	21		
11/24/07	Texas	NR	21	A	L	60-72	12		
2/1/15	Georgia	10	21	H	W	8-72	12		

#22 (1-2)									
Date	Opponent	UK	Opp.	Site	W/L	Score	Pt. Diff.		
2/4/95	Arkansas	NR	22	A	L	56-62	6		
12/28/96	Arkansas	NR	22	H	W	69-65	4		
2/10/96	Auburn	NR	22	A	L	46-88	42		

#23 (2-6)									
Date	Opponent	UK	Opp.	Site	W/L	Score	Pt. Diff.		
1/29/94	Auburn	NR	23	A	L	61-75	14		
2/28/97	Arkansas	NR	23	N	L	60-71	11		
1/27/05	Vanderbilt	NR	23	H	L	67-73	6		
2/23/06	Vanderbilt	NR	23	A	L	55-72	17		
3/3/06	Florida	NR	23	N	W	88-70	18		
12/28/07	ODU	NR	23	H	L	71-62	9		
3/7/08	Georgia	NR	23	N	W	57-50	7		
12/11/16	Arizona St.	15	23	H	L	73-71 (OT)	2		

#24 (4-5)									
Date	Opponent	UK	Opp.	Site	W/L	Score	Pt. Diff.		
2/1/92	Alabama	NR	24	A	L	72-78	6		
12/5/95	Western Ky.	NR	24	A	L	61-81	20		
11/28/01	UNC	NR	24	A	L	64-102	38		
1/26/03	Georgia	NR	24	A	L	59-71	13		
2/8/04	Florida	NR	24	A	L	56-76	20		
3/22/10	Michigan St.	19	24	N	W	70-52	18		
1/15/12	So. Carolina	9	24	A	W	66-58	8		
2/25/16	Missouri	15	24	H	W	69-59	10		
3/20/16	Oklahoma	12	24	N	W	79-58	21		

#25 (2-3)									
Date	Opponent	UK	Opp.	Site	W/L	Score	Pt. Diff.		
12/31/92	Kansas	NR	25	H	W	71-61	10		
2/19/02	Cincinnati	NR	25	A	L	57-73	16		
2/16/08	Vanderbilt	NR	25	A	L	49-66	17		
1/6/11	Arkansas	10	25	A	L	67-78	11		
3/4/16	Florida	13	25	N	W	92-69	23		

UK VS. ALL OPPONENTS WHEN UK IS RANKED									
Date	Opponent	UK	Opp.	Site	W/L	Score	Pt. Diff.		
4/1-01									
2/9/83	Tennessee	4	6	H	L	85-95	10		

#5 (7-1)									
Date	Opponent	UK	Opp.	Site	W/L	Score	Pt. Diff.		
1/17/13	Miss. State	5	NR	H	W	100-47	53		
1/20/13	Auburn	5	NR	H	W	97-53	44		
1/24/13	So. Carolina	5	NR	A	W	50-55	5		
1/27/13	LSU	5	NR	H	W	73-60	13		

#6 (10-3)									
Date	Opponent	UK	Opp.	Site	W/L	Score	Pt. Diff.		
2/27/83	Tennessee	6	8	A	W	81-69	12		
3/3/83	Auburn	6	14	N	L	70-85	15		
1/19/12	Georgia	6	15	A	W	69-64	5		
11/10/12	Delaware St.	6	NR	H	W	90-50	40		
11/13/12	Baylor	6	1	A	L	51-85	34		
11/17/12	High Pt.	6	NR	H	W	80-46	34		
1/3/13	Florida	6	NR	H	W	76-69	7		
1/6/13	Alabama	6	NR	A	W	87-70	17		
1/10/13	Texas A&M	6	20	H	W	65-62	3		
1/13/13	Missouri	6	NR	A	W	69-43	26		
12/29/13	Grambling								

RECORDS VS. RANKED OPPONENTS

1/25/16 Tennessee 9 18 H W 64-63 1

#10 (15-9)

Date	Opponent	UK	Opp.	Site	W/L	Score	Pt. Diff.
2/6/81	Tennessee	10	11	A	L	65-81	16
3/10/81	N.C. State	10	14	H	W	75-74 (OT)	1
1/4/11	Duke	10	3	A	L	48-54	6
1/6/11	Arkansas	10	25	A	L	67-78	11
1/9/11	Georgia	10	NR	H	L	59-61	2
12/8/11	Duke	10	6	H	W	72-65	7
2/7/13	Arkansas	10	NR	A	W	80-74 (OT)	6
2/10/13	Vanderbilt	10	NR	A	W	75-53	22
2/28/13	Ole Miss	10	NR	A	W	90-65	25
3/3/13	Tennessee	10	8	H	W	78-65	13
1/19/14	Auburn	10	NR	A	W	73-71	2
3/22/14	Wright St.	10	NR	H	W	106-60	46
3/24/14	Syracuse	10	NR	H	W	64-59	5
3/29/14	Baylor	10	5	N	L	72-90	18
1/8/15	Auburn	10	NR	H	W	78-57	21
1/11/15	So. Carolina	10	1	A	L	60-68	8
1/15/15	Florida	10	NR	H	W	62-56	6
1/18/15	LSU	10	NR	A	L	79-84	5
1/25/15	Tennessee	10	6	H	L	72-73	1
2/1/15	Georgia	10	21	H	W	80-72	8
2/12/15	Miss. State	10	13	H	W	92-90 (2OT)	2
2/15/15	Tennessee	10	6	A	L	58-72	14
1/7/16	Alabama	10	NR	H	W	73-48	25
1/10/16	Georgia	10	RV	A	W	64-53	9

#11 (11-4)

Date	Opponent	UK	Opp.	Site	W/L	Score	Pt. Diff.
1/31/82	Memphis St.	11	10	H	L	69-70	1
2/6/82	Georgia	11	15	A	W	77-76	1
12/21/10	Ark. Pine-Bluff	11	NR	H	W	107-35	72
12/29/10	Middle Tenn.	11	NR	H	W	81-72	9
12/30/10	UT Martin	11	NR	H	W	68-47	21
11/14/14	App. State	11	NR	H	W	111-74	37
11/17/14	Baylor	11	8	H	W	74-64	10
1/2/15	Alabama	11	NR	A	W	78-66	12
1/4/15	Ole Miss	11	NR	H	W	64-58	6
2/8/15	Vanderbilt	11	NR	A	W	82-68	14
2/19/15	Texas A&M	11	15	H	L	69-81	12
2/23/15	Ole Miss	11	NR	A	L	59-67	8
3/20/15	Tennessee St.	11	NR	H	W	97-52	45
3/22/15	Dayton	11	NR	H	L	94-99	5
12/2/15	N. Kentucky	11	NR	A	W	84-65	19

#12 (14-7)

Date	Opponent	UK	Opp.	Site	W/L	Score	Pt. Diff.
12/4/81	N.C. State	12	9	A	L	67-77	10
1/13/85	ODU	12	1	H	L	63-64	1
12/4/11	Louisville	12	10	H	W	74-54	10
3/19/12	Green Bay	12	10	N	W	65-62	3
3/25/12	Gonzaga	12	NR	N	W	79-62	17
3/28/12	UConn	12	3	N	L	65-80	15
2/27/14	Miss. St.	12	NR	A	W	81-74 OT	7
3/2/14	Vanderbilt	12	NR	H	W	65-63	2
3/7/14	Florida	12	NR	N	W	75-70	5
3/8/14	So. Carolina	12	5	N	W	68-58	10
3/9/14	Tennessee	12	6	N	L	70-71	1
12/28/14	Tennessee St.	12	NR	H	W	87-75	12
3/5/15	Vanderbilt	12	NR	N	W	67-61	6
3/6/15	Miss. State	12	11	N	W	76-67	9
3/7/15	Tennessee	12	5	N	L	64-75	11
11/25/15	E. Michigan	12	NR	H	W	89-67	22
11/29/16	Jackson State	12	NR	H	W	92-24	68
1/28/16	Vanderbilt	12	NR	H	L	69-71	2
1/31/16	Florida	12	NR	A	L	79-85	6
3/19/16	UNC Asheville	12	NR	N	W	85-31	54
3/20/16	Oklahoma	12	24	N	W	79-58	21
3/25/16	Washington	12	NR	N	L	72-85	13

#13 (15-3)

Date	Opponent	UK	Opp.	Site	W/L	Score	Pt. Diff.
2/28/82	Tennessee	13	11	H	W	80-74	6
12/29/84	ODU	13	1	N	L	59-66	7
12/7/10	Tenn. Tech	13	NR	H	W	77-53	24
12/11/10	Chattanooga	13	NR	A	W	79-64	15
12/18/10	Ala. A&M	13	NR	H	W	84-58	26
1/30/14	Georgia	13	NR	A	L	56-58	2
2/2/14	LSU	13	14	H	W	63-56	7
11/19/14	Morehead	13	NR	H	W	91-62	29
11/22/14	Central Mich.	13	NR	A	W	71-68	3
12/3/14	Northern Ky.	13	NR	H	W	82-64	18
12/7/14	Louisville	13	7	A	W	77-68	9
2/26/15	Arkansas	13	NR	A	W	56-51	5
3/1/15	So. Carolina	13	2	H	W	67-56	11
11/18/16	Morehead St.	13	NR	H	W	112-57	55
11/22/16	Colorado	13	NR	H	W	86-61	25
3/3/16	LSU	13	NR	N	W	79-71	8
3/4/16	Florida	13	25	N	W	92-69	23
3/5/16	So. Carolina	13	2	N	L	93-63	30

#14 (3-4)

Date	Opponent	UK	Opp.	Site	W/L	Score	Pt. Diff.
1/3/82	Georgia	14	11	H	W	62-59	3
2/13/82	So. Carolina	14	19	A	L	81-91	10
2/18/82	Tennessee	14	13	H	L	61-65	4
3/18/82	So. Carolina	14	12	N	W	73-69	4
3/20/82	La. Tech	14	1	A	L	60-82	22
12/5/10	Louisville	14	NR	A	L	52-78	26
1/25/15	Missouri	14	NR	A	W	83-69	14

#15 (5-5)

Date	Opponent	UK	Opp.	Site	W/L	Score	Pt. Diff.
2/7/11	Tennessee	15	4	H	L	67-73	6
2/10/11	USC	15	NR	A	L	61-66	5
2/13/11	LSU	15	NR	H	W	49-47	2
2/9/14	Florida	15	NR	A	L	80-86	6
2/20/14	So. Carolina	15	4	H	L	58-81	23
2/23/14	Texas A&M	15	26	A	W	83-74	9
2/25/16	Missouri	15	14	H	W	69-59	10
2/28/16	Texas A&M	15	11	A	W	71-58	13
11/17/16	New Hamp.	15	NR	H	W	92-43	49
11/19/16	Colorado	15	NR	A	L	79-69	10
12/9/16	MTSU	15	NR	H	W	61-48	13
12/11/16	Arizona St.	15	23	H	L	73-71 (OT)	2

#16 (6-3)

Date	Opponent	UK	Opp.	Site	W/L	Score	Pt. Diff.
2/21/10	USC	16	NR	H	W	71-50	21
2/25/10	Tennessee	16	4	A	L	65-81	16
2/28/10	Auburn	16	NR	A	L	53-65	12
3/2/11	Auburn	16	NR	H	W	69-38	31
3/4/11	LSU	16	NR	N	W	60-58	2
3/5/11	Vanderbilt	16	NR	N	W	69-56	13
3/6/11	Tennessee	16	4	N	L	65-90	25
2/18/16	Miss. State	16	14	A	W	83-60	23
2/21/16	Arkansas	16	NR	H	W	77-63	14

#17 (6-4)

Date	Opponent	UK	Opp.	Site	W/L	Score	Pt. Diff.
2/2/80	Tennessee	17	6	H	L	83-91 (OT)	8
1/29/85	Georgia	17	5	H	W	61-57	4
2/11/10	Georgia	17	19	H	W	64-48	16
2/14/10	Vanderbilt	17	NR	A	L	55-68	13
1/27/11	Ole Miss	17	NR	A	W	74-68	6
1/30/11	Alabama	17	NR	A	W	82-69	13
3/19/11	Hampton	17	NR	N	W	66-62	4
3/21/11	UNC	17	14	N	L	74-86	12
12/1/16	Oklahoma	17	12	H	W	82-68	14
12/4/16	Louisville	17	7	A	L	69-67 (OT)	2
12/29/16	Duke	17	15	A	L	69-54	15
1/1/17	Tennessee	17	NR	A	L	72-65	7

#18 (6-3)

Date	Opponent	UK	Opp.	Site	W/L	Score	Pt. Diff.
12/7/76	Tennessee	18	16	H	L	57-82	25
1/3/80	So. Carolina	18	11	A	L	61-84	23
2/13/14	Ole Miss	18	NR	H	W	108-78	30
2/16/14	Tennessee	18	8	A	W	75-71	4
11/13/15	Rice	18	NR	H	W	72-39	33
11/15/15	Arizona State	18	15	A	W	68-64 (OT)	4
2/4/16	So. Carolina	18	2	A	L	68-78	10
2/7/16	LSU	18	NR	H	W	70-58	12
2/14/16	Vanderbilt	18	NR	A	W	71-55	16
3/17/17	Belmont	18	NR	H	W	73-70	3
3/19/17	Ohio State	18	11	H	L	82-68	14

#19 (14-5)

Date	Opponent	UK	Opp.	Site	W/L	Score	Pt. Diff.
1/22/77	Tenn. Tech	19	6	A	L	69-92	23
12/5/77	Tenn. Tech	19	11	A	L	69-89	20
3/5/10	Auburn	19	NR	N	W	65-54	11
3/6/10	Miss. State	19	NR	N	W	76-65	11
3/7/10	Tennessee	19	4	N	L	62-70	8
3/20/10	Liberty	19	NR	N	W	83-77	6
3/22/10	Michigan St.	19	24	N	W	70-52	18
3/28/10	Nebraska	19	4	N	W	76-67	9
3/30/10	Oklahoma	19	12	N	L	68-88	20
1/13/11	USC	19	NR	H	W	66-48	18
1/16/11	Miss. St.	19	NR	H	W	72-60	12
1/20/11	Florida	19	NR	A	W	59-58	1
1/23/11	Vanderbilt	19	NR	H	W	78-68	10
2/17/11	Georgia	19	NR	A	L	51-69	18
2/20/11	Vanderbilt	19	NR	A	W	80-71	9
11/11/16	Miami (Fla.)	19	14	H	W	82-66	16
11/12/16	Albany	19	NR	H	W	70-46	24
12/18/16	Radford	19	NR	H	W	59-36	23
12/21/16	Wash. State	19	NR	H	W	69-67	2

#20 (7-2)

Date	Opponent	UK	Opp.	Site	W/L	Score	Pt. Diff.
12/20/83	Alabama	20	16	H	L	49-78	29
2/4/10	Ole Miss	20	NR	H	W	80-66	14
2/7/10	Arkansas	20	NR	A	W	71-57	14

2/24/11	Arkansas	20	NR	H	W	55-54	1
2/27/11	Auburn	20	NR	A	W	76-62	14
11/23/16	Morehead St.	20	NR	H	W	74-47	27
11/27/16	Samford	20	NR	H	W	80-57	23
3/3/17	Alabama	20	NR	N	W	65-55	10
3/4/17	S. Carolina	20	5	N	L	89-77	12

#21 (0-2)

Date	Opponent	UK	Opp.	Site	W/L</
------	----------	----	------	------	-------

YEAR-BY-YEAR VS. RANKED OPPONENTS

1976-77 (1-2)

Date	Opponent	UK	Opp.	Site	W/L	Score	Pt. Diff.
12/4/76	Tenn. Tech	NR	4	H	W	72-70	+2
12/7/76	Tennessee	18	16	H	L	57-82	-25
1/22/77	Tenn. Tech	19	6	A	L	69-92	-23

1977-78 (1-4)

Date	Opponent	UK	Opp.	Site	W/L	Score	Pt. Diff.
12/5/77	Tenn. Tech	19	11	A	L	69-89	-20
1/15/78	Immaculata	NR	17	H	W	74-64	+10
1/28/78	Tennessee	NR	3	H	L	90-92 (OT)	-2
2/25/78	Tennessee	NR	1	A	L	66-69	-3
3/10/78	Tennessee	NR	1	H	L	60-76	-16

1978-79 (1-3)

Date	Opponent	UK	Opp.	Site	W/L	Score	Pt. Diff.
11/18/78	Miss. U./W	NR	16	N	L	76-81 (OT)	-5
1/20/79	Tennessee	NR	4	H	W	66-64	+2
1/28/79	ODU	NR	1	H	L	65-81	-16
2/17/79	Tennessee	NR	6	A	L	51-89	-38

1979-80 (1-2)

Date	Opponent	UK	Opp.	Site	W/L	Score	Pt. Diff.
1/3/80	So. Carolina	18	11	A	L	61-84	-23
1/15/80	Rutgers	NR	7	H	W	97-78	+19
2/2/80	Tennessee	17	6	H	L	83-91 (OT)	-8

1980-81 (2-2)

Date	Opponent	UK	Opp.	Site	W/L	Score	Pt. Diff.
1/11/81	Rutgers	14	3	A	L	67-69 (OT)	-2
1/24/81	So. Carolina	9	13	H	W	70-65 (OT)	+5
2/6/81	Tennessee	10	11	A	L	65-81	-16
3/10/81	N.C. State	10	14	H	W	75-74 (OT)	+1

1981-82 (4-6)

Date	Opponent	UK	Opp.	Site	W/L	Score	Pt. Diff.
12/4/81	N.C. State	12	9	A	L	67-77	-10
1/3/82	Georgia	14	11	H	W	62-59	+3
1/20/82	ODU	8	7	A	L	68-91	-23
1/31/82	Memphis St.	11	10	H	L	69-70	-1
2/6/82	Georgia	11	15	A	W	77-76	+1
2/13/82	So. Carolina	14	19	A	L	81-91	-10
2/18/82	Tennessee	14	13	H	L	61-65	-4
2/28/82	Tennessee	13	11	H	W	80-74	+6
3/18/82	So. Carolina	14	12	N	W	73-69	+4
3/20/82	La. Tech	14	1	A	L	60-82	-22

1982-83 (5-3)

Date	Opponent	UK	Opp.	Site	W/L	Score	Pt. Diff.
1/30/83	Georgia	7	10	H	W	66-59	+7
2/5/83	ODU	7	6	H	W	80-66	+14
2/9/83	Tennessee	4	6	H	L	85-95	-10
2/16/83	Rutgers	7	13	A	W	89-80	+9
2/18/83	Auburn	7	14	H	W	77-55	+22
2/20/83	Georgia	8	12	A	L	81-99	-18
2/27/83	Tennessee	6	8	A	W	81-69	+12
3/3/83	Auburn	6	14	N	L	70-85	-15

1983-84 (2-8)

Date	Opponent	UK	Opp.	Site	W/L	Score	Pt. Diff.
12/2/83	Ohio State	NR	16	A	W	73-68	+5
12/20/83	Alabama	20	16	H	L	49-78	-29
1/7/84	Georgia	NR	3	H	L	68-69	-1
1/17/84	Rutgers	NR	20	H	W	74-45	+29
1/22/84	Vanderbilt	NR	20	A	L	74-77	-3
1/25/84	Tennessee	NR	11	H	L	63-75	-12
2/5/84	Georgia	NR	4	A	L	61-87	-26
2/12/84	Tennessee	NR	6	A	L	65-67	-2
2/28/84	Auburn	NR	15	A	L	63-83	-20
3/3/84	LSU	NR	9	N	L	81-91	-10

1984-85 (2-3)

Date	Opponent	UK	Opp.	Site	W/L	Score	Pt. Diff.
11/27/84	Ohio State	NR	15	H	W	74-61	+13
12/29/84	ODU	13	1	N	L	59-66	-7

1/13/85	ODU	12	1	H	L	63-64	-1
1/29/85	Georgia	17	5	H	W	61-57	+4
2/17/85	Georgia	NR	6	A	L	65-87	-22

1985-86 (3-3)

Date	Opponent	UK	Opp.	Site	W/L	Score	Pt. Diff.
12/30/85	Ohio State	NR	14	A	W	70-66	+4
1/24/86	Tennessee	NR	11	H	W	96-82	+14
1/28/86	LSU	NR	12	H	L	63-76	-13
2/2/86	Auburn	NR	11	A	W	91-90 (2 OT)	+1
2/23/86	Georgia	NR	2	A	L	67-113	-46
3/1/86	LSU	NR	10	N	L	66-77	-11

1986-87 (1-7)

Date	Opponent	UK	Opp.	Site	W/L	Score	Pt. Diff.
12/12/86	Ohio State	NR	13	H	L	71-76	-5
12/14/86	Illinois	NR	18	H	L	76-78	-2
1/3/87	La. Tech	NR	5	H	L	63-64	-1
1/11/87	Tennessee	NR	2	H	L	64-76	-12
1/17/87	LSU	NR	9	A	L	73-83	-10
1/21/87	Vanderbilt	NR	11	H	W	74-71	+3
2/3/87	Auburn	NR	2	H	L	53-72	-19
2/27/87	Georgia	NR	6	A	L	64-73	-9
3/5/87	Georgia	NR	5	N	L	64-67	-3

1987-88 (0-6)

Date	Opponent	UK	Opp.	Site	W/L	Score	Pt. Diff.
12/11/87	Western Ky.	NR	11	A	L	56-80	-24
1/4/88	La. Tech	NR	2	A	L	63-95	-32
2/7/88	Georgia	NR	13	A	L	70-86	-16
2/14/88	Auburn	NR	3	A	L	57-93	-36
2/18/88	Tennessee	NR	3	H	L	75-99	-24
3/5/88	Tennessee	NR	3	N	L	66-100	-44

1988-89 (0-5)

Date	Opponent	UK	Opp.	Site	W/L	Score	Pt. Diff.
11/29/88	Ohio State	NR	17	H	L	80-82	-2
1/21/89	Tennessee	NR	2	A	L	57-101	-44
2/4/89	Georgia	NR	5	H	L	72-90	-18
2/14/89	LSU	NR	20	A	L	72-86	-14
2/25/89	Auburn	NR	1	N	L	70-89	-19

1989-90 (0-5)

Date	Opponent	UK	Opp.	Site	W/L	Score	Pt. Diff.
1/7/90	Vanderbilt	NR	20	A	L	70-79	-9
1/11/90	LSU	NR	16	H	L	79-80 (OT)	-1
1/22/90	Tennessee	NR	3	H	L	60-76	-16
2/3/90	Georgia	NR	4	A	L	75-78	-3
2/24/90	Auburn	NR	11	A	L	60-68	-8

1990-91 (0-5)

Date	Opponent	UK	Opp.	Site	W/L	Score	Pt. Diff.
1/6/91	LSU	NR	17	A	L	74-78	-4
1/12/91	Tennessee	NR	4	A	L	70-80	-10
1/30/91	Auburn	NR	7	H	L	65-72	-7
2/3/91	Georgia	NR	4	H	L	71-87	-16
3/2/91	LSU	NR	12	N	L	79-96	-17

1991-92 (2-7)

Date	Opponent	UK	Opp.	Site	W/L	Score	Pt. Diff.
11/23/91	Iowa	NR	9	H	L	74-68	-6
12/11/91	Western Ky.	NR	8	A	W	67-66	+1
12/14/91	George Wash.	NR	12	A	L	62-71	-9
12/31/91	Connecticut	NR	19	A	L	81-53	-28
2/1/92	Alabama	NR	24	A	L	72-78	-6
2/8/92	Tennessee	NR	4	H	L	52-77	-25
2/12/92	Vanderbilt	NR	10	A	L	67-93	-26
3/7/92	Alabama	NR	17	N	W	95-87	+8
3/8/92	Tennessee	NR	2	N	L	80-94	-14

1992-93 (3-4)

Date	Opponent	UK	Opp.	Site	W/L	Score	Pt. Diff.
12/5/92	Connecticut	NR	21	H	W	75-54	+21
12/31/92	Kansas	NR	25	H	W	71-61	+10
1/16/93	Auburn	NR	9	H	L	49-52	-3

1/19/93	Western Ky.	NR	17	H	W	62-60	+2
2/6/93	Tennessee	NR	1	A	L	61-85	-24
2/23/93	Vanderbilt	NR	5	H	L	52-65	-13
3/7/93	Vanderbilt	NR	3	N	L	61-68	-7

1993-94 (0-8)

Date	Opponent	UK	Opp.	Site	W/L	Score	Pt. Diff.
12/10/93	Western Ky.	NR	20	A	L	77-82 (OT)	-5
12/21/93	Ohio State	NR	14	H	L	81-94	-13
12/31/93	UNC	NR	6	N	L	75-80 (OT)	-5
1/12/94	Vanderbilt	NR	6	A	L	56-83	-27
1/29/94	Auburn	NR	23	A	L	61-75	-14
2/13/94	Alabama	NR	20	A	L	82-96	-14
2/20/94	Tennessee	NR	1	H	L	89-95 (OT)	-6
3/5/94	Vanderbilt	NR	13	N	L	67-72	-5

1994-95 (1-7)

Date	Opponent	UK	Opp.	Site	W/L	Score	Pt. Diff.
12/11/94	Western Ky.	NR	17	H	L	48-64	-16
1/4/95	Florida	NR	16	H	W	63-55	+8
1/22/95	Georgia	NR	11	H	L	57-68	-11
1/26/95	Vanderbilt	NR	9	H	L	53-82	-29
2/4/95	Arkansas	NR	22	A	L	56-62	-6
2/11/95	Alabama	NR	19	H	L	62-68	-6
2/19/95	Tennessee	NR	2	A	L	41-67	-26
3/4/95	Tennessee	NR	2	N	L	62-74	-12

1995-96 (1-9)

Date	Opponent	UK
------	----------	----



YEAR-BY-YEAR VS. RANKED OPPONENTS

12/18/99	Purdue	NR	12	N	L	40-48	-8
1/6/00	Auburn	NR	5	H	W	71-69	+2
1/20/00	LSU	NR	14	H	L	59-66	-7
1/23/00	Tennessee	NR	2	H	L	65-71	-6
1/30/00	Tennessee	NR	4	A	L	48-77	-29
2/17/00	Georgia	NR	3	H	L	69-73	-4
2/27/00	Miss. State	NR	20	H	L	46-63	-17
3/3/00	Georgia	NR	2	N	L	45-63	-18

2000-01 (0-10)

Date	Opponent	UK	Opp.	Site	W/L	Score	Pt. Diff.
12/1/00	Purdue	NR	6	H	L	67-87	-20
12/6/00	Xavier	NR	19	A	L	62-80	-18
1/4/01	Auburn	NR	20	A	L	40-73	-33
1/7/01	Florida	NR	14	H	L	48-85	-37
1/11/01	Vanderbilt	NR	18	H	L	61-91	-30
1/18/01	LSU	NR	12	A	L	64-87	-23
1/21/01	Tennessee	NR	2	H	L	38-110	-72
1/27/01	Tennessee	NR	3	A	L	39-83	-44
2/15/01	Georgia	NR	5	A	L	58-91	-33
3/1/01	LSU	NR	16	N	L	57-72	-15

2001-02 (0-8)

Date	Opponent	UK	Opp.	Site	W/L	Score	Pt. Diff.
11/28/01	UNC	NR	24	A	L	64-102	-38
1/10/02	Vanderbilt	NR	8	A	L	54-71	-17
1/13/02	Auburn	NR	19	H	L	66-70	-4
2/10/02	So. Carolina	NR	9	H	L	73-74	-1
2/14/02	Florida	NR	14	A	L	59-81	-22
2/19/02	Cincinnati	NR	25	A	L	57-73	-16
2/21/02	Vanderbilt	NR	6	H	L	57-73	-16
2/24/02	Tennessee	NR	4	A	L	64-89	-25

2002-03 (0-8)

Date	Opponent	UK	Opp.	Site	W/L	Score	Pt. Diff.
1/16/03	LSU	NR	2	A	L	39-82	-43
1/19/03	Vanderbilt	NR	17	A	L	50-84	-34
1/26/03	Georgia	NR	24	A	L	59-71	-13
2/9/03	Vanderbilt	NR	18	H	L	63-85	-22
2/13/03	Arkansas	NR	13	H	L	60-70	-10
2/16/03	Miss. State	NR	16	A	L	46-96	-50
2/27/03	So. Carolina	NR	16	A	L	51-97	-46
3/2/03	Tennessee	NR	3	H	L	69-84	-15

2003-04 (0-7)

Date	Opponent	UK	Opp.	Site	W/L	Score	Pt. Diff.
11/25/03	UNC	NR	13	H	L	59-75	-16
1/11/04	Georgia	NR	12	H	L	53-74	-21
1/18/04	LSU	NR	14	H	L	69-70	-1
1/29/04	Tennessee	NR	1	H	L	72-81	-9
2/5/04	Auburn	NR	19	H	L	54-71	-17
2/8/04	Florida	NR	24	A	L	56-76	-20
2/29/04	Georgia	NR	19	A	L	62-73	-11

2004-05 (1-5)

Date	Opponent	UK	Opp.	Site	W/L	Score	Pt. Diff.
11/27/04	Rutgers	NR	17	N	L	60-75	-15
1/13/05	Georgia	NR	18	H	W	71-63	+8
1/23/05	Tennessee	NR	7	A	L	49-67	-18
1/27/05	Vanderbilt	NR	23	H	L	67-73	-6
2/6/05	Georgia	NR	18	A	L	64-68	-4
2/17/05	LSU	NR	1	A	L	58-81	-23

2005-06 (2-5)

Date	Opponent	UK	Opp.	Site	W/L	Score	Pt. Diff.
12/18/05	LSU	NR	3	H	L	36-66	-30
1/26/06	Tennessee	NR	1	H	W	66-63	+3
2/2/06	Georgia	21	14	A	L	57-91	-34
2/23/06	Vanderbilt	NR	23	A	L	55-72	-17
3/3/06	Florida	NR	23	N	W	88-70	+18
3/4/06	LSU	NR	3	N	L	52-79	-17
3/20/06	Michigan St.	NR	16	N	L	63-67	-4

2006-07 (0-7)

Date	Opponent	UK	Opp.	Site	W/L	Score	Pt. Diff.
12/3/06	Louisville	24	19	A	L	75-83	-8
1/6/07	Ohio State	NR	7	A	L	51-53	-2
1/18/07	LSU	NR	8	A	L	58-76	-18
2/1/07	Vanderbilt	NR	15	H	L	62-63	-1
2/11/07	Tennessee	NR	3	A	L	62-84	-22
2/15/07	Georgia	NR	11	H	L	72-82 (OT)	-10
3/2/07	Georgia	NR	10	N	L	40-72	-32

2007-08 (3-9)

Date	Opponent	UK	Opp.	Site	W/L	Score	Pt. Diff.
11/14/07	George Wash.	NR	14	A	L	65-75	-10
11/24/07	Texas	NR	21	N	L	60-72	-12
12/28/07	ODU	NR	23	H	L	62-71	-9
1/17/08	Tennessee	NR	2	H	L	40-65	-25
1/20/08	Auburn	NR	20	H	W	62-55	+7
1/27/08	LSU	NR	9	H	L	46-72	-26
1/31/08	Georgia	NR	17	A	W	47-44	+3
2/3/08	Tennessee	NR	2	A	L	51-79	-28
2/14/08	Vanderbilt	NR	25	A	L	49-66	-17
2/21/08	LSU	NR	6	A	L	48-52	-4
3/07/08	Georgia	NR	23	N	W	57-50	+7
3/08/08	LSU	NR	7	N	L	49-66	-17

2008-09 (1-6)

Date	Opponent	UK	Opp.	Site	W/L	Score	Pt. Diff.
12/2/08	Xavier	NR	23	A	L	44-67	-23
12/14/08	Louisville	NR	12	A	L	59-75	-16
1/8/09	Tennessee	NR	13	A	L	64-69	-5
1/29/09	Florida	NR	12	A	L	59-74	-15
2/8/09	Vanderbilt	NR	20	H	L	62-72	-10
2/12/09	Auburn	NR	5	A	L	69-81	-12
2/19/09	Tennessee	NR	13	H	W	66-56	+10

2009-10 (5-5)

Date	Opponent	UK	Opp.	Site	W/L	Score	Pt. Diff.
1/7/10	Georgia	NR	8	A	LOT	61-50	-1
1/10/10	Vanderbilt	NR	17	H	W	63-53	+10
1/28/10	LSU	NR	18	A	W	71-62	+9
2/11/10	Georgia	17	19	H	W	64-48	+16
2/15/10	Vanderbilt	17	NR	A	L	55-68	-13
2/25/10	Tennessee	16	4	A	L	65-81	-16
3/7/10	Tennessee	19	4	N	L	62-70	-8
3/22/10	Michigan St.	19	24	N	W	70-52	+18
3/28/10	Nebraska	19	4	N	W	76-67	+9
3/30/10	Oklahoma	19	12	N	L	68-88	-20

2010-11 (1-5)

Date	Opponent	UK	Opp.	Site	W/L	Score	Pt. Diff.
11/21/10	Notre Dame	9	12	H	W	81-76	+5
1/4/11	Duke	10	3	A	L	48-54	-6
1/28/10	Arkansas	10	25	A	L	67-78	-11
2/11/10	Tennessee	15	4	H	L	67-73	-6
2/15/10	Tennessee	16	4	N	L	65-90	-25
2/25/10	N. Carolina	17	14	N	L	74-86	-12

2011-12 (6-3)

Date	Opponent	UK	Opp.	Site	W/L	Score	Pt. Diff.
12/4/11	Louisville	12	10	H	W	74-54	+10
12/8/11	Duke	10	6	H	W	72-65	+7
12/18/11	Notre Dame	8	3	A	L	83-92	-9
1/12/12	Tennessee	8	6	H	W	61-60	+1
1/15/12	So. Carolina	9	24	A	W	66-58	+8
1/19/12	Georgia	6	15	A	W	69-64	+5
2/13/12	Tennessee	7	13	A	L	54-91	-37
3/19/12	Green Bay	12	10	N	W	65-62	+3
3/27/12	Connecticut	12	3	N	L	65-80	-15

2012-13 (8-5)

Date	Opponent	UK	Opp.	Site	W/L	Score	Pt. Diff.
11/13/12	Baylor	6	1	A	L	51-85	-34
12/2/12	Louisville	9	7	A	W	48-47	+1
1/10/13	Texas A&M	6	20	H	W	65-62	+3

1/24/13	So. Carolina	5	18	A	L	50-55	-5
2/3/13	Georgia	8	13	H	L	71-75	-4
2/14/13	So. Carolina	9	16	H	W	78-74	+4
2/18/13	Texas A&M	9	10	A	W	70-66	+4
3/3/13	Tennessee	10	8	H	W	78-65	+13
3/9/13	Georgia	7	12	N	W	60-38	+22
3/10/13	Texas A&M	7	19	N	L	67-75	-8
3/26/13	Dayton	7	18	N	W	84-70	+14
3/30/13	Delaware	7	15	N	W	69-62	+7
4/1/13	UConn	7	3	N	L	53-83	-30

2013-14 (6-5)

Date	Opponent	UK	Opp.	Site	W/L	Score	Pt. Diff.
12/1/13	Louisville	7	3	H	W	69-64	+5
12/6/13	Baylor	5	9	N	W	133-130 (40T)	+3
12/22/13	Duke	5	2	H	L	61-69	-8
1/9/14	So. Carolina	9	10	A	L	59-68	-9
2/2/14	LSU	13	14	H	W	63-56	+7
2/16/14	Tennessee	18	8	A	W	75-71	+4
2/20/14	So. Carolina	16	4	H	L	58-81	-23
2/23/14	Texas A&M	15	16	A	W	83-74	+9
3/8/14	So. Carolina	12	5	N	W	68-58	+10
3/9/14	Tennessee	12	6	N	L	70-71	-1
3/29/14	Baylor	10	5	N	L	72-90	-18

2014-15 (6-6)

Date	Opponent	UK	Opp.	Site	W/L	Score	Pt. Diff.
11/17/14	Baylor	11	8	H	W	74-64	+10
12/7/14	Louisville	13	7	A	W	77-68	+9
12/21/14	Duke	8	9	A	L	68-89	-21
1/11/15	So. Carolina	10	1	A	L	50-59	-9
1/29/15	Tennessee	10	6	H	L	72-73	-1
2/1/15	Georgia	10	20	H	W	80-72	+8
2/12/15	Miss. State	10	13	H	W	92-90 2OT	+2
2/15/15	Tennessee	10	6	A	L	58-72	+14
2/19/15	Texas A&M	11	15	H	L	69-81	-12
3/1/15	So. Carolina	13	2	H	W	67-56	+11
3/6/15	Miss. State	12	11	N	W	76-67	+9
3/7/15	Tennessee	12	5	N	L	64-75	-11

2015-16 (8-3)

Date	Opponent	UK	Opp.	Site	W/L	Score	Pt. Diff.
11/15/15	Arizona St.	18	15	A	W	68-64 (OT)	+4
12/20/15	Duke	8	13	H	W	71-61	+10
1/14/16	So. Carolina	9	2	H	L	62-73	-11
1/25/16	Tennessee	9	18	H	W	64-63	+1
2/4/16	So. Carolina	18	2	A	L	68-78	-10
2/18/16	Miss. State	16	14	A	W	83-60	+23
2/25/16	Missouri	15	24	H	W	69-59	+10
2/28/16	Texas A&M	15	11	A	W	71-58	+25
3/4/16	Florida	12	25	N	W	92-69	+23
3/5/16	So. Carolina	12	2	N	L	93-63	-30
3/20/16	Oklahoma	12	24	N	W	79-58	+21

2016-17 (3-7)

Date	Opponent	UK	Opp.	Site
------	----------	----	------	------

REGULAR-SEASON TOURNAMENTS

The Wildcats are 87-37 in regular-season tournaments with 29 tournament titles.

1975-76

Christmas Tournament
W, Gulf Coast, 79-77
L, Delta State, 89-40
L, Anderson College, 81-71

**Tennessee Tech Tournament
Cookeville, Tenn.**
L, Tennessee, 70-67
W, Austin Peay, 76-61

**Louisville Classic
Louisville, Ky.**
W, Bellarmine, 72-52
L, Eastern Kentucky, 70-54

1976-77

Christmas Tournament
L, Belhaven, 74-56
W, Indiana, 57-46
W, Pittsburgh, 74-67
W, Central Missouri, 74-67

**Tennessee Tech Tournament
Cookeville, Tenn.**
W, UT-Chattanooga, 75-58
W, UT-Martin, 63-56
L, Tennessee Tech, 92-69

1977-78

***MTSU Tournament
Murfreesboro, Tenn.**
W, Memphis State, 101-94
W, Miss. U. for Women, 78-75

All-Tournament Team
Debbie Mack, Geri Grigsby

**Lady Kat Invitational
Lexington, Ky.**
L, Alabama, 66-62
W, Indiana, 73-34

All-LKIT
Linda Edelman, Kentucky
Debra Oden, Kentucky
(Chandler-Blanding Cup recipient)

1978-79

**MTSU Tournament
Murfreesboro, Tenn.**
L, MTSU, 90-87
L, Miss. U. for Women, 81-76 OT

**Lady Kat Invitational
Lexington, Ky.**
W, Florida, 80-69
L, Dayton, 72-52

1979-80

***Lady Kat Invitational
Lexington, Ky.**
W, Georgia, 82-61
W, Mississippi State, 86-68
All-Tournament Team
Patty Jo Hedges, Kentucky
Mary Boatwright, Miss. State
Bernadette Locke, Georgia
Vicki McCall, Miss. State
Liz Lukschu, Kentucky

1980-81

***Lady Kat Invitational
Lexington, Ky.**
W, James Madison, 72-54
W, Indiana State, 93-80

All-Tournament Team
Maria Donhoff, Kentucky
Patty Jo Hedges, Kentucky
MVP – Valerie Still, Kentucky
Judy Ellner, Indiana State
Peggy Jackson, Indiana State
Donna Firebaugh, James Madison

1981-82

**Detroit Classic Tournament
Detroit, Mich.**
L, N.C. State, 77-67
W, Seton Hall, 90-62

All-Tournament Team
Patty Jo Hedges, Kentucky
Valerie Still, Kentucky

***Lady Kat Invitational
Lexington, Ky.**
W, Cincinnati, 79-66
W, Southern Illinois, 74-56

All-Tournament Team
MVP-Valerie Still, Kentucky
Patty Jo Hedges, Kentucky
Lea Wise, Kentucky
Cheryl Cook, Cincinnati
D.D. Plab, Southern Illinois

1982-83

***Lady Kat Invitational
Lexington, Ky.**
W, South Florida, 93-65
W, Arkansas, 77-43

All-Tournament Team
Patty Jo Hedges, Kentucky
Valerie Still, Kentucky
MVP - Lea Wise, Kentucky
Maxine Farmer, Georgia State
Bettye Fiscus, Arkansas

1983-84

***Lady Kat Dial Classic
Lexington, Ky.**
W, Eastern Kentucky, 77-67
W, Valdosta State, 89-69
* - Won the tournament title
All-Tournament Team
MVP - Karen Mosley, Kentucky
Lisa Collins, Kentucky
Tina Cottle, Eastern Kentucky
Janet Huff, Wisconsin
Gina Bozeman, Valdosta State

1984-85

***Lady Kat Dial Classic**
W, Morehead State, 77-66
W, West Virginia, 70-63

All-Tournament Team
MVP - Leslie Nichols, Kentucky
Diane Stephens, Kentucky
Georgeann Wells, West Virginia
Olivia Bradley, Morehead St.
Connie Appleman, Morehead St.

**C.Q. Data Systems Tournament at N.C. State
Raleigh, N.C. (Reynolds Coliseum)**
W, N.C. State, 78-69
L, Old Dominion, L, 66-59

All-Tournament Team
Leslie Nichols, Kentucky
Sandy Harding, Kentucky

1985-86

***Lady Kat Dial Classic
Lexington, Ky.**
W, Cleveland State, 101-63
W, MTSU, 85-77

MVP - Leslie Nichols, Kentucky
Debbie Miller, Kentucky
Jodie Whitaker, Kentucky
Kim Webb, MTSU
Janet Knight, Clemson

1986-87

***Lady Kat Invitational
Lexington, Ky.**
W, Bowling Green St., 74-62
W, Illinois State, 78-70

All-Tournament Team
MVP – Bebe Croley, Kentucky
Sandy Harding, Kentucky
Ellen McGrew, Illinois State
Susan Willman, Illinois State
Jackie Motycka, Bowling Green

**St. John's Christmas Tournament
Jamaica, N.Y. (Alumni Hall)**
W, Howard, 65-62
L, Duke, 68-63

1987-88

***Lady Kat Invitational
Lexington, Ky.**
W, Louisville, 98-77
W, East Carolina, 93-75

All-Tournament Team
Belitta Croley, Kentucky
Pam Shrum, Kentucky
MVP – Jodie Whitaker
Sue Niessen, Central Michigan
Monique Pompili, East Carolina
Alma Bethea, East Carolina

1988-89

***Lady Kat Invitational
Lexington, Ky.**
W, American University, 84-46
W, Radford, 89-83

All-Tournament Team
MVP – Jodie Whitaker, Kentucky
Kristi Cushenberry, Kentucky
Patrinda Toney, Radford
Stephanie Howard, Radford
Polly Innerarity, Florida A&M



REGULAR SEASON TOURNAMENTS

1989-90

***Lady Kat Invitational**
Lexington, Ky.
W, Kentucky State, 121-44
W, Missouri, 102-84

All-Tournament Team
MVP – Kristi Cushenberry, Kentucky
Vanessa Foster-Sutton, Kentucky
Tracye Davis, Kentucky
Lisa Sanbothe, Missouri
Amy Humphries, Evansville

***Michigan State Holiday Classic**
East Lansing, Mich.
(Jack Breslin Student Events Center)
W, Michigan State, 89-72
W, Miami (Fla.), 80-71

All-Tournament Team
Kristi Cushenberry, Kentucky

1990-91

***Lady Kat Invitational**
Lexington, Ky.
W, Kent State, 114-83
W, Duquesne, 101-56

All-Tournament Team
MVP – Jocelyn Mills, Kentucky
Stacy McIntyre, Kentucky
Stephanie Greer, Valparaiso
Ann Forbes, Kent State
Darcie Vincent, Duquesne

***Nevada-Reno New Year's Classic**
Reno, Nevada (Old Gym)
W, Northeast Louisiana, 73-66
W, Indiana, 78-71

All-Tournament Team
Stacy McIntyre, Kentucky
Kristi Cushenberry, Kentucky

1991-92

Lady Kat Invitational
Lexington, Ky.
W, Wichita State, 79-58
L, Houston, 76-70

All-Tournament Team
Tedra Eberhart, Kentucky
MVP – Stacy McIntyre, Kentucky
Darla Simpson, Houston
LaShawn Johnson, Houston
Tami Varnado, Alcorn State

Kansas Dial Classic
Lawrence, Kan. (Allen Fieldhouse)
W, St. John's, 83-77
L, Kansas, 62-51

St. John's Cahill Classic
Jamaica, N.Y. (Alumni Hall)
W, Holy Cross, 87-69
L, St. John's, 73-64

All-Tournament Team
Stacy McIntyre, Kentucky

1992-93

***Lady Kat Invitational - Lexington, Ky.**
W, Murray State, 89-55
W, Connecticut, 75-54

All-Tournament Team
MVP - Jocelyn Mills, Kentucky
Mia Daniel, Kentucky
Darlene Saar, George Washington
Jennifer Rizzotti, Connecticut
Jennifer Parker, Murray State

Iowa Amana Hawkeye Classic
Iowa City, Iowa (Carver-Hawkeye Arena)
L, UNC-Charlotte, 57-54
W, West Virginia, 73-63
All-Tournament Team
Jocelyn Mills, Kentucky

Wichita State Pizza Hut Classic
Wichita, Kan. (Levitt Arena)
L, Oklahoma State, 61-57
W, Chicago State, 95-33
All-Tournament Team
Stacey Reed, Kentucky

1993-94

***Lady Kat Invitational**
Lexington, Ky.
W, Marist, 96-65
W, Georgetown, 87-82

All-Tournament Team
MVP - Tedra Eberhart, Kentucky
Stacey Reed, Kentucky
Christe Jordan, Kentucky
Nadira Ricks, Georgetown
Jean-Marie Lesko, Marist

***Citrus Sports Travel Holiday Classic**
Orlando, Fla. (UCF Arena)
W, Central Florida, 87-45
W, Florida State, 58-55

All-Tournament Team
Stacey Reed, Kentucky

1994-95

Lady Kat Invitational
Lexington, Ky.
W, UMass, 73-55
W, St. John's, 67-54

All-Tournament Team
MVP – Stacey Reed, Kentucky
Vonda Jackson, Kentucky
Tawana Jackson, St. John's
Traci Parsons, Eastern Michigan
Melissa Gurile, UMass

1995-96

***UK Invitational Tournament**
Lexington, Ky.
W, UNC-Asheville, 98-76
W, Toledo, 88-76

All-Tournament Team
Tiffany Wait, Kentucky

Northwestern Inv. Tournament
Evanston, Ill. (Welsh-Ryan Arena)
W, Loyola (Md.), 67-54
L, Northwestern, 78-42

All-Tournament Team
Shaunda Roberts, Kentucky

Big Four ACC Classic
Greensboro, N.C.

L, Duke, 73-54
L, N.C. State, 66-62

All-Tournament Team
Kim Denkins, Kentucky

1996-97

Western Michigan Tournament
Kalamazoo, Mich. (University Arena)
L, Michigan, 68-54
W, Western Michigan, 61-44

***Villanova Wildcat Classic**
Villanova, Penn. (duPont Pavilion)
W, Alaska-Anchorage, 76-41
W, Villanova, 63-54

All-Tournament Team
MVP – Nikki Hay, Kentucky

1997-98

Nebraska CableVision Classic
Lincoln, Neb. (Bob Devaney Sports Center)
W, Illinois-Chicago, 60-46
L, Nebraska, 68-59

All-Tournament Team
Laura Meadows, Kentucky
Tiffany Wait, Kentucky

***Citizen's Bank Dartmouth Classic**
Hanover, N.H. (Leede Arena)
W, UMass, 57-51
W, Northeastern, 76-39

All-Tournament Team
MVP – Jaye Barnes, Kentucky
Laura Meadows, Kentucky

1998-99

Rainbow Wahine Classic
Honolulu, Hawaii (Stan Sheriff Center)
W, Louisville, 73-62
W, Hawaii, 66-57
L, UCLA, 64-54

All-Tournament Team
Jaye Barnes, Kentucky

***Wichita State Shocker Shootout**
Wichita, Kan. (Levitt Arena)
W, Eastern Illinois, 90-71
W, Wichita State, 58-51

All-Tournament Team
MVP – Jaye Barnes, Kentucky
Tiffany Wait, Kentucky

1999-00

Coaches vs. Cancer Challenge
Hartford, Conn. (Hartford Civic Center)
L, Connecticut, 68-62
L, Clemson, 70-65

All-Tournament Team
Erica Jackson, Kentucky

2000-01

Pepperdine Classic
Malibu, Calif. (Firestone Fieldhouse)
L, Missouri, 86-51
L, Houston, 78-77



REGULAR SEASON TOURNAMENTS

Baptist Health Systems

Women's Fab Four Classic
Miami, Fla. (Golden Panther Arena)
W, Florida International, 60-58

2001-02

Lady Tiger Classic
Memphis, Tenn. (Elma Roane Field House)
W, Sam Houston State, 100-55
L, Memphis, 63-55

All-Tournament Team

Rita Adams, Kentucky
SeSe Helm, Kentucky
Charity Clay, UMKC
Princess Swilley, Memphis
MVP – Shannon Hamp, Memphis

*Dartmouth Blue Sky

Restaurant Group Classic
Hanover, N.H. (Edward Leede Arena)
W, Southern Mississippi, 59-44
W, Lafayette, 83-60

All-Tournament Team

MVP – SeSe Helm, Kentucky
LaTonya McDole, Kentucky
Katherine Hanks, Dartmouth
Jennifer Bayer, Lafayette
Lana Lewis, Southern Mississippi
La'Tasha Summerall, Southern Mississippi

2002-03

Seattle Times Husky Classic
Seattle, Wash. (Bank of America Arena)
W, Pacific, 77-61
L, Washington, 88-56

All-Tournament Team

MVP - Giuliana Mendiola, Washington
Sara Potts, Kentucky
Loree Payne, Washington
Andrea Lalum, Washington
Nancy Dinges, Pacific
Caitlin Crist, Saint Bonaventure

Hawaii Invitational

Honolulu, Hawaii (Stan Sheriff Center)
L, Hawaii, 70-59
W, Long Island, 72-64

All-Tournament Team

Co-MVP - Christen Roper, Hawaii - (Co-MVP)
Co-MVP - Natasja Allen, Hawaii
Jenny Pfeiffer, Kentucky
Tamika Dudley, Long Island
Constance Jinks, UNLV
Jade Abele, Hawaii

2003-04

Odwalla Classic
San Francisco, Calif. (War Memorial Gym)
W, Duquesne, 90-83
L, San Francisco, 67-59

All-Tournament Team

MVP - SeSe Helm, Kentucky
Keiko Tate, Kentucky
Carey Souer, San Francisco
Toni Russell, San Francisco
Ashley Hallstead, Davidson

2004-05

Paradise Jam (St. John Bracket - Round Robin)
St. Thomas, US Virgin Islands
(UVI Sports and Fitness Center)
W, Duquesne, 73-70
L, South Dakota State, 55-57
L, #17/18 Rutgers, 60-75

All-Tournament Team

MVP - Michelle Campbell, Rutgers
Sara Potts, Kentucky
Chelsea Newton, Rutgers
Matee Ajavon, Rutgers
Shannon Howell, Oregon State
Shannon Schlagel, South Dakota State

Pepperdine Thanksgiving Classic

Malibu, Calif. (Firestone Fieldhouse)
W, Indiana State 68-58
W, Hofstra 67-54

All-Tournament Team

MVP - Sarah Elliott, Kentucky
Samantha Mahoney, Kentucky
Jasmane Clarendon, Pepperdine
Melanie Boeglin, Indiana State
Cigi McCollin, Hofstra
Lizanne Murphy, Hofstra

2005-06

Pepperdine Thanksgiving Classic
Malibu, Calif. (Firestone Fieldhouse)
W, Indiana State 68-58
W, Hofstra 67-54

All-Tournament Team

MVP - Sarah Elliott, Kentucky
Samantha Mahoney, Kentucky
Jasmane Clarendon, Pepperdine
Melanie Boeglin, Indiana State
Cigi McCollin, Hofstra
Lizanne Murphy, Hofstra

2006-07

Women's Sports Foundation Tournament
Lexington, Ky. (Memorial Coliseum)
W, Washington State 80-51
L, Indiana 51-54

All-Tournament Team

MVP - Jamie Braun, Indiana
Sarah Elliott, Kentucky
Samantha Mahoney, Kentucky
Kim Roberson, Indiana
Alex Tchangoue, Wake Forest

Odwalla Classic

San Francisco, Calif. (War Memorial Gym)
L, Delaware 70-86
W, Southern Illinois 78-59

All-Tournament Team

MVP - Tyresa Smith, Delaware
Sarah Elliott, Kentucky
Dominique Carter, San Francisco
Chrissy Fisher, Delaware
Carlai Moore, Southern Illinois

Wells Fargo New Year's Classic

San Antonio, Texas (USTA Convocation Center)
W, Kent State 82-47
W, Memphis 86-51

All-Tournament Team

Sarah Elliott, Kentucky
Vivian Ewalefo, UTSA
Lynsey Freeman, UTSA
Jamilah Humes, Kent State
Aroha Jennings, Memphis

2007-08

Rainbow Wahine Classic
Honolulu, Hawaii (Stan Sheriff Center)
L, Minnesota 80-92
L, #21/22 Texas 60-72
W, Lipscomb 76-55

All-Tournament Team

MVP – Danielle Hood, Hartford
Brittainey Raven, Texas
Emily Fox, Minnesota
Ashley Ellis-Milan, Minnesota
Lyndra Littles, Virginia
Monica Wright, Virginia
Diana Delva, Hartford
Marylynne Schaefer, Hartford

2008-09

Courtyard LaGuardia Turkey Classic
Brooklyn, N.Y. (Wellness, Recreating and Athletic Center)
W, Yale, 87-82
W, Long Island, 46-43

All-Tournament Team

MVP - Carly Ormerod, Kentucky
Amber Smith, Kentucky
Connie James, Long Island
Ashley Palmer, Long Island
Melissa Colborne, Yale

2010-11

Lady Eagle Thanksgiving Classic sponsored by LaQuinta Inn
Hattiesburg, Miss. (Reed Green Coliseum)
W, Murray State, 91-59
W, Southern Miss, 79-60

All-Tournament Team

MVP - A'dia Mathies, Kentucky
Kastine Evans, Kentucky
Jamiera Faulkner, Southern Miss
Rachel Vigers, Southern Miss
Mercedes Johnson, Louisiana-Lafayette
Kayla Lowe, Murray State

2014-15

Paradise Jam (Reef Division)
St. Thomas, Virgin Islands (UVI Sports and Fitness Center)
L, vs. Illinois 71-77
W, vs. Oklahoma, ot, 92-88
W, vs. USF, 61-57

All-Tournament Team

MVP – Makayla Epps, Kentucky
Jennifer O'Neill, Kentucky
Courtney Williams, USF
Ivory Crawford, Illinois
Sharane Campbell-Olds, Oklahoma

2016-17

Kentucky Classic
Lexington, Ky. (Memorial Coliseum)
W, vs. No. 14 Miami (Fla.), 82-66
W, vs. Albany, 70-46
Miami (Fla.) def. Albany 77-53





CATS IN THE SOUTHEASTERN CONFERENCE

KENTUCKY AND THE SEC

Women's basketball first came under the auspices of the Southeastern Conference for the 1982-83 season. Games played between SEC teams before that time are not counted in the all-time SEC standings, since there was no uniform number of conference games played each season prior to that time. From 1980-85, the SEC champion was the winner of the SEC Tournament. Since 1986, the SEC champion has been determined by a round robin schedule. The tournament continues to be held to decide the recipient of the league's automatic NCAA tournament bid.

Eleven Kentucky players have been named to the SEC All-Tournament team:

- Valerie Still (1980, 1981, 1982*)
- Patty Jo Hedges (1982)
- Jodie Whitaker (1988)
- Stacy McIntyre (1992)
- Victoria Dunlap (2010, 2011)
- A'dia Mathies (2010, 2012, 2013)
- Keyla Snowden (2012)
- Jennifer O'Neill (2014)
- DeNesha Stallworth (2014)
- Makayla Epps (2015, 2016, 2017)
- Evelyn Akhator (2017)

*Tournament MVP

Makayla Epps and Evelyn Akhator had a great performance in last year's SEC Tournament as both were named to the All-Tournament team.



ANNUAL SOUTHEASTERN CONFERENCE CHAMPIONS

Year	Overall Champion	SEC Overall	Coach	UK Seed/Finish	Tournament Champion (Site)
1980	Tennessee	33-5	Pat Head	Semifinals	Tennessee (Knoxville, Tenn.)
1981	Auburn	26-7	Joe Ciampi	Semifinals	Auburn (Baton Rouge, La.)
1982	Kentucky	24-8	Terry Hall	Finals	Kentucky (Lexington, Ky.)
1983	Georgia	4-4	27-7 Andy Landers	E2/Quarterfinals	Georgia (Knoxville, Tenn.)
1984	Georgia	7-1	30-3 Andy Landers	E3/Quarterfinals	Georgia (Athens, Ga.)
1985	Tennessee	4-4	22-10 Pat Summitt	E4/1st Round	Tennessee (Oxford, Miss.)
1986	Georgia	9-0	30-2 Andy Landers	6/Quarterfinals	Georgia (Athens, Ga.)
1987	Auburn	8-1	31-2 Joe Ciampi	7/Quarterfinals	Auburn (Albany, Ga.)
1988	Auburn	9-0	32-3 Joe Ciampi	10/Quarterfinals	Tennessee (Albany, Ga.)
1989	Auburn	9-0	32-2 Joe Ciampi	8/1st Round	Tennessee (Albany, Ga.)
1990	Tennessee	8-1	27-6 Pat Summitt	8/1st Round	Auburn (Albany, Ga.)
1991	Georgia	9-0	28-4 Andy Landers	5/Quarterfinals	LSU (Albany, Ga.)
1992	Ole Miss	11-0	29-3 Van Chancellor	6/Semifinals	Tennessee (Albany, Ga.)
1993	Tennessee	11-0	29-3 Pat Summitt	6/Quarterfinals	Vanderbilt (Chattanooga, Tenn.)
1994	Tennessee	11-0	31-2 Pat Summitt	7/Quarterfinals	Tennessee (Chattanooga, Tenn.)
1995	Tennessee	11-0	34-3 Pat Summitt	9/Quarterfinals	Vanderbilt (Chattanooga, Tenn.)
1996	Georgia	10-1	28-5 Andy Landers	12/1st Round	Tennessee (Chattanooga, Tenn.)
1997	Georgia	11-1	25-6 Andy Landers	10/1st Round	Auburn (Chattanooga, Tenn.)
1998	Tennessee	14-0	39-0 Pat Summitt	8/1st Round	Tennessee (Columbus, Ga.)
1999	Tennessee	13-1	31-3 Pat Summitt	7/Semifinals	Tennessee (Chattanooga, Tenn.)
2000	Georgia	13-1	32-4 Andy Landers	9/Quarterfinals	Tennessee (Chattanooga, Tenn.)
	Tennessee	13-1	33-4 Pat Summitt		
2001	Tennessee	14-0	31-3 Pat Summitt	12/1st Round	Georgia (Memphis, Tenn.)
2002	Tennessee	13-1	29-5 Pat Summitt	12/Quarterfinals	Vanderbilt (Nashville, Tenn.)
2003	Tennessee	14-0	33-5 Pat Summitt	9/1st Round	LSU (North Little Rock, Ark.)
2004	Tennessee	14-0	30-3 Pat Summitt	11/1st Round	Vanderbilt (Nashville, Tenn.)
2005	LSU	14-0	33-3 Pokey Chatman	10/1st Round	Tennessee (Greenville, S.C.)
2006	LSU	13-1	31-4 Pokey Chatman	4/Semifinals	Tennessee (North Little Rock, Ark.)
2007	Tennessee	14-0	34-3 Pat Summitt	7/Quarterfinals	Vanderbilt (Duluth, Ga.)
2008	LSU	14-0	31-6 Van Chancellor	4/Semifinals	Tennessee (Nashville, Tenn.)
2009	Auburn	12-2	30-4 Nell Fortner	10/1st Round	Vanderbilt (North Little Rock, Ark.)
2010	Tennessee	15-1	32-3 Pat Summitt	2/Finals	Tennessee (Duluth, Ga.)
2011	Tennessee	16-0	34-3 Pat Summitt	2/Finals	Tennessee (Nashville, Tenn.)
2012	Kentucky	13-3	28-7 Matthew Mitchell	1/Semifinals	Tennessee (Nashville, Tenn.)
2013	Tennessee	13-3	30-6 Pat Summitt	2/Finals	Texas A&M (Duluth, Ga.)
2014	South Carolina	14-2	29-5 Dawn Staley	4/Finals	Tennessee (Duluth, Ga.)
2015	South Carolina	15-1	34-3 Dawn Staley	6/Semifinals	South Carolina (Little Rock, Ark.)
	Tennessee	15-1	30-6 Holly Warlick		
2016	South Carolina	16-0	33-2 Dawn Staley	4/Semifinals	South Carolina (Jacksonville, Fla.)
2017	South Carolina	14-2	33-4 Dawn Staley	4/Semifinals	South Carolina (Greenville, S.C.)

Note: From 1980-85, the SEC champion was the winner of the SEC Tournament. Since 1986, the SEC champion has been determined by a round-robin schedule. The tournament continues to be held to decide the recipient of the league's automatic NCAA tournament bid.

The 2018 SEC Women's Tournament will be held at Bridgestone Arena in Nashville, Tenn., starting Feb. 28 and concluding on March 4. Seeds 11 through 14 will compete in the opening games of the bracket on Wednesday, with the rest of the event continuing on Thursday. The quarterfinals will take place on Friday with the semifinals Saturday and championship game on Sunday.

Future SEC Tournament Dates & Sites

- 2018 - Feb. 28 - March 4, Bridgestone Arena, Nashville, Tenn.
- 2019 - TBD, Bon Secours Wellness Arena, Greenville, S.C.
- 2020 - TBD, Bon Secours Wellness Arena, Greenville, S.C.
- 2021 - TBD, Bon Secours Wellness Arena, Greenville, S.C.



UK IN THE SEC TOURNAMENT

SEC TOURNAMENT RECORDS

TEAM RECORDS

Most Points In a Game
UK: 106 vs. Mississippi State 1/30/1981
Opp: 100 (Tennessee) 3/5/1988

Fewest Points In a Game
UK: 40 vs. Georgia 3/2/2007
Opp: 38 (Georgia) 3/9/2013

Most Rebounds
UK: 57 vs. Arkansas 3/6/1992
Opp: 61 (Florida) 3/2/1990

Fewest Rebounds
UK: 25 vs. LSU 3/4/2006 and
25 vs. Alabama 2/26/1982
Opp: 26 (Mississippi State) 2/28/2002

Highest Field Goal Percentage
UK: 66.7% vs. Mississippi State 1/30/1981
Opp: 58.0% (LSU) 3/1/2001

Lowest Field Goal Percentage
UK: 20.0% vs. Georgia 3/2/2007
Opp: 22.2% (Georgia) 3/9/2013

Highest Free Throw Percentage
UK: 90.5% vs. Vanderbilt 3/5/1994
Opp: 93.3% (Auburn) 3/3/2005

Lowest Free Throw Percentage
UK: 30.4% (7-of-23) vs. Florida 3/2/1990
Opp: 40.0% (Mississippi St.) 2/23/1985, (LSU) 3/4/11

Highest 3-Point Field Goal Percentage
UK: 62.5% vs. Vanderbilt 3/4/1988
Opp: 77.8% (UGA) 3/5/2009

Lowest 3-Point Field Goal Percentage
UK: 0.0% vs. LSU 3/1/2001
Opp: 0.0% (Tennessee) 3/4/1995

Field Goals Made
UK: 37 vs. Alabama 2/26/1982
Opp: 37 (Tennessee) 3/5/1988
37 (South Carolina) 3/5/2016

Field Goals Attempted
UK: 85 vs. Alabama 3/7/1992
Opp: 82 (Tennessee) 3/5/1988

3-Point Field Goals Made
UK: 10 vs. Auburn 3/3/1995
Opp: 16 (Tennessee) 3/6/11

3-Point Field Goals Attempted
UK: 24 vs. Texas A&M 3/10/2013
Opp: 33 (South Carolina) 3/4/1994

Free Throws Made
UK: 30 vs. LSU 2/26/1999
Opp: 34 (LSU) 3/3/2012

Free Throws Attempted
UK: 40 vs. LSU 2/26/1999
40 vs. LSU 3/3/2016
Opp: 43 (LSU) 3/3/2012

Assists
UK: 29 vs. LSU 2/27/1982
Opp: 29 (Tennessee) 3/28/1982

Steals
UK: 14 vs. Vanderbilt 3/8/2013; LSU 2/26/1999;
Auburn 1/31/1981
Opp: 13 (Alabama) 3/7/1992

Blocked Shots
UK: 8 vs. Texas A&M 3/10/13; LSU 2/26/1999
Opp: 10 (Tennessee) 3/6/11

Turnovers- High
UK: 25 vs. Mississippi State 2/23/1985
Opp: 28 (Mississippi State) 3/6/2010

Turnovers- Low
UK: 5 vs. South Carolina 3/8/2014
Opp: 6 (South Carolina) 3/4/17

Margin of Victory
24 vs. Auburn 3/4/1995 and MSU 1/30/1981

Margin of Defeat
34 (Tennessee) 3/5/1988

INDIVIDUAL RECORDS BY KENTUCKY

Points
34 Valerie Still vs. LSU 2/27/1982

Rebounds
19 Jennifer Humphrey vs. Arkansas 3/1/2007

Field Goals Made
13 Valerie Still vs. Tennessee 2/28/1982
13 Valerie Still vs. Mississippi State 1/30/1981

Field Goals Attempted
26 Jodie Whitaker vs. Tennessee 3/5/1988
26 Makayla Epps vs. So. Carolina 3/4/17

Free Throws Made
11 Stacey Reed vs. South Carolina 3/4/1994
11 A'dia Mathies vs. Mississippi St. 3/6/2010

Free Throws Attempted
14 Stacey Reed vs. South Carolina 3/4/1994

3-Point Goals Made
5 Sara Potts vs. Auburn 3/6/2003
5 Keyla Snowden vs. LSU 3/3/2012

3-Point Goals Attempted
13 Shaunda Roberts vs. Auburn 3/1/1996
13 Keyla Snowden vs. LSU 3/3/2012
13 Jennifer O'Neill vs. Texas A&M 3/10/2013

Assists
15 Patty Jo Hedges vs. LSU 2/27/1982

Steals
6 Leslie Nichols vs. LSU 3/1/1986
6 Valerie Still vs. Auburn 1/31/1981

Blocked Shots
5 Victoria Dunlap vs. Mississippi St. 3/6/2010

Turnovers
8 Sandy Harding vs. Georgia 3/8/1987
8 Laurie Hudgens vs. Mississippi State 2/23/1985

INDIVIDUAL RECORDS BY OPPONENTS

Points
29 Simone Augustus (LSU) 3/4/2006

Rebounds
17 Lori Monroe (Auburn) 3/3/1983
17 Tiffany Clarke (Vanderbilt) 3/5/2011

Field Goals Made
13 Sonya Meadows (Mississippi State) 1/30/1981
13 Simone Augustus (LSU) 3/4/2006

Field Goals Attempted
26 Daisy Casher (MSU) 2/23/1985

Free Throws Made
13 Shannon Johnson (South Carolina) 3/4/1994

Free Throws Attempted
17 Shannon Johnson (South Carolina) 3/4/1994

3-Point Goals Made
7 Angie Bjorklund (Tennessee) 3/6/2011
7 Jasmine Lister (Vanderbilt) 3/8/2013

3-Point Goals Attempted
12 Christi Timmons (USC) 3/4/1994
12 Hannah Cook (Alabama) 3/3/17

Assists
12 Lea Henry (UT) 2/28/1982

Steals
6 Armelie Lumanu (MSU) 3/6/2010

Blocked Shots
6 Carla Thomas (Vanderbilt) 3/4/2004

Turnovers
10 Bonita Branch (LSU) 3/1/1986
10 Armelie Lumanu (MSU) 3/6/2010

KENTUCKY'S SEC TOURNAMENT HISTORY

10 Team Format	UK Seed	Opponent	Score	Result
1980	Knoxville	Alabama (QF) Ole Miss (SF)	77-69 62-79	W L
1981	Baton Rouge	Miss. State (QF) Auburn (SF) Georgia (Con.)	106-82 66-70 62-72	W L L
1982	Lexington	Florida (1st) Alabama (QF) LSU (SF) Tennessee (F)	89-87 82-76 85-71 80-74	W W W W
1983	Knoxville	E2 Auburn (QF)	70-85	L
1984	Athens	E3 LSU (QF)	81-91	L
1985	Lexington	E4 Miss. State (1st)	55-58	L
1986	Athens	6 LSU (QF)	66-67	L
1987	Albany	7 Florida (1st) Georgia (QF)	75-53 64-67	W L
1988	Albany	10 Vanderbilt (1st) Tennessee (QF)	75-67 66-100	W L
1989	Albany	8 Florida (1st)	64-67	L
1990	Albany	8 Florida (1st)	54-70	L
1991	Albany	5 LSU (QF)	79-96	L
12 Team Format	UK Seed	Opponent	Score	Result
1992	Albany	6 Arkansas (1st) Alabama (QF) Tennessee (SF)	79-63 95-87 84-90	W W L
1993	Chattanooga	6 Miss. State (1st) Vanderbilt (QF)	84-73 61-68	W L
1994	Chattanooga	7 South Carolina (1st) Vanderbilt (QF)	83-80 67-72	W L
1995	Chattanooga	9 Auburn (1st) Tennessee (QF)	75-51 62-74	W L
1996	Chattanooga	12 Auburn (1st)	43-58	L
1997	Chattanooga	10 Arkansas (1st)	60-71	L
1998	Columbus	8 Miss. State (1st)	48-67	L
1999	Chattanooga	7 Ole Miss (1st) LSU (QF) Georgia (SF)	75-59 81-71 62-68	W W L
2000	Chattanooga	9 Alabama (1st) Georgia (QF)	67-63 45-63	W L
2001	Memphis	12 LSU (1st)	57-72	L
2002	Nashville	12 Miss. State (1st) LSU (QF)	75-72 62-74	W L
2003	N. Little Rock	9 Auburn (1st)	62-68	L
2004	Nashville	11 Vanderbilt (1st)	41-60	L
2005	Greenville	10 Auburn (1st)	57-62	L
2006	N. Little Rock	4 Florida (QF) LSU(SF)	88-70 52-79	W L
2007	Duluth, Ga.	7 Arkansas (1st) Georgia (QF)	72-57 40-72	W L
2008	Nashville	4 Georgia (QF) LSU (SF)	57-50 49-66	W L
2009	N. Little Rock	10 Georgia (1st)	64-82	L
2010	Duluth, Ga.	2 Auburn (QF) Miss.State (SF) Tennessee (F)	65-54 76-65 62-70	W W L
2011	Nashville	2 LSU (QF) Vanderbilt (SF) Tennessee (F)	60-58 69-56 65-90	W W L
2012	Nashville	1 Florida (QF) LSU (SF)	71-67 61-72	W L
2013	Duluth, Ga.	2 Vanderbilt (QF) Georgia (SF) Texas A&M (F)	76-65 60-38 67-75	W W L
2014	Duluth, Ga.	4 Florida (QF) South Carolina (SF) Tennessee (F)	75-70 68-58 70-71	W W L
2015	Little Rock, Ark.	6 Vanderbilt (2nd) Miss. State (QF) Tennessee (SF)	67-61 76-67 75-64	W W L
2016	Jacksonville, Fla.	4 LSU (2nd) Florida (QF) South Carolina (SF)	79-71 92-69 93-63	W W L
2017	Greenville, S.C.	3 Alabama (QF) South Carolina (SF)	65-55 89-77	W L

KENTUCKY IN THE SEC TOURNAMENT (1980-2017)

SEC TOURNAMENT RECORD: 34-38 (.472)

First Round Games: 11-11 (.500)
Second Round Games: 2-0 (1.000)
Quarterfinal Games: 15-12 (.555)
Semifinal Games: 5-10 (.333)
Consolation Game: 0-1 (.000)
Championship Games: 1-4 (.200)
1982 - W, Tennessee, 80-74 (H)
2010 - L, Tennessee, 70-62 (N)
2011 - L, Tennessee, 90-65 (N)
2013 - L, Texas A&M, 75-67 (N)
2014 - L, Tennessee, 71-70 (N)

SEC Championship Titles: 1 - 1982 (UK 80, UT 74)

	UK vs. SEC	MM Era
vs. Alabama:	5-0.....	1-0
vs. Arkansas:	2-1.....	0-0
vs. Auburn:	2-5.....	1-0
vs. Florida:	6-2.....	3-0
vs. Georgia:	2-6*.....	2-1
vs. LSU:	4-8.....	2-2
vs. Ole Miss:	1-1.....	0-0
vs. Mississippi St.:	5-2.....	2-0
vs. South Carolina:	2-2.....	1-2
vs. Tennessee:	1-7.....	0-4
vs. Texas A&M:	0-1.....	0-1
vs. Vanderbilt:	4-3.....	3-0

*Includes 1981 consolation game vs. Georgia





UK IN THE NCAA TOURNAMENT

NCAA TOURNAMENT RECORDS

TEAM RECORDS

Most Points In a Game

UK: 106 vs. Wright State 3/22/2014
Opp: 99 (Dayton) 3/20/2015

Fewest Points In a Game

UK: 60 vs. Louisiana Tech 3/20/1982
Opp: 31 (UNC Asheville) 3/19/2016

Most Rebounds

UK: 67 vs. Wright State 3/22/2014
Opp: 55 (North Carolina) 3/21/2011

Fewest Rebounds

UK: 25 vs. Louisiana Tech 3/20/1982
Opp: 25 (Nebraska) 3/28/2010

Highest Field Goal Percentage

UK: 59.1% (39-of-66) vs. Illinois 3/14/1982
Opp: 64.6% (31-of-48) (Indiana) 3/18/1983

Lowest Field Goal Percentage

UK: 31.1% vs. Connecticut 3/27/2012
Opp: 20.6% (13-of-63) (UNC Asheville) 3/16/2016

Highest Free Throw Percentage

UK: 100% (4-of-4) vs. Michigan State 3/20/2006
Opp: 95.0% (19-of-20) (Delaware) 3/30/2013

Lowest Free Throw Percentage

UK: 0.0% (0-1) vs. Drake 3/12/1986
Opp: 28.6% (6-21) (Louisiana Tech) 3/20/1982

Highest 3-Point Field Goal Percentage

UK: 63.6% (7-of-11) vs. Liberty 3/20/2010
Opp: 61.1% (11-of-18) (Dayton) 3/22/2015

Lowest 3-Point Field Goal Percentage

UK: 11.1% (1-of-9) vs. Chattanooga 3/18/2006
Opp: 12.0% (3-of-25) (UNC Asheville) 3/19/16

Field Goals Made

UK: 44 vs. Wright State 3/22/2014
Opp: 38 (Louisiana Tech) 3/20/1982

Field Goals Attempted

UK: 81 vs. North Carolina 3/21/2011
Opp: 83 (Wright State) 3/22/2014

3-Point Field Goals Made

UK: 12 vs. Gonzaga 3/25/2012
Opp: 11 (Dayton) 3/22/2015, (Washington) 3/25/16

3-Point Field Goals Attempted

UK: 24, twice, vs. Delaware 3/30/2013 & Dayton 3/26/2013
Opp: 28 (Washington) 3/25/16

Free Throws Made

UK: 31 vs. Nebraska 3/13/1999 and Tenn. St. 3/20/2015
Opp: 32 (UCLA) 3/15/1999

Free Throws Attempted

UK: 42 vs. Tennessee State 3/20/2015
Opp: 35 (Nebraska) 3/13/1999, UCLA 3/15/1999 and UConn 3/27/2012

Assists

UK: 27 vs. Drake 3/12/1986
Opp: 24 (Louisiana Tech) 3/20/1982

Steals

UK: 18 vs. Tennessee State 3/20/2015
Opp: 21 (Green Bay) 3/19/2012

Blocked Shots

UK: 12 vs. Wright State 3/22/2014
Opp: 10 (Connecticut) 4/1/2013; (Ohio St.) 3/19/17

Turnovers- High

UK: 34 vs. Green Bay 3/19/2012
Opp: 26 (South Carolina 3/18/1982, Tennessee State 3/20/2015)

Turnovers- Low

UK: 5 vs. Dayton 3/22/2015
Opp: 6 (Ohio State) 3/19/17

Largest Margin of Victory

54 vs. UNC Asheville 3/19/2016

Largest Margin of Defeat

24 (UCLA) 3/15/1999

INDIVIDUAL RECORDS BY UK

Points (30 or more)

34 A'dia Mathies vs. Dayton 3/26/2013
32 A'dia Mathies vs. Liberty 3/20/2010
31 Victoria Dunlap vs. Oklahoma 3/30/2010
30 Lea Wise vs. Illinois 3/14/1982
30 Makayla Epps vs. Washington 3/25/16
30 Makayla Epps vs. Belmont 3/17/17

Rebounds

23 Evelyn Akhator vs. Ohio State 3/19/17
14 Samarie Walker vs. Wright State 3/22/2014
14 Evelyn Akhator vs. Washington 3/25/16
13 Valerie Still vs. Illinois 3/14/1982
13 Valerie Still vs. South Carolina 3/18/1982
13 Valerie Still vs. Indiana 3/18/1983
13 Victoria Dunlap vs. Oklahoma 3/30/2010
13 Samarie Walker vs. McNeese State 3/17/2012
13 Samarie Walker vs. Green Bay 3/19/2012

Field Goals Made (10 or more made)

15 Lea Wise vs. Illinois 3/14/1982
13 A'dia Mathies vs. Dayton 3/26/2013
13 Makayla Epps vs. Washington 3/25/16

Field Goals Attempted

26 Makayla Epps vs. Washington 3/25/16

Free Throws Made

12 A'dia Mathies vs. Liberty 3/20/2010

Free Throws Attempted

17 A'dia Mathies vs. Liberty 3/20/2010

3-Point Goals Made

6 A'dia Mathies vs. Dayton 3/26/2013

3-Point Goals Attempted

10 Keyla Snowden vs. UNC3/21/2011

Assists

13 Patty Jo Hedges vs. Illinois 3/14/1982

Steals

5 Victoria Dunlap vs. Liberty 3/20/2010
5 Jennifer O'Neill vs. Dayton 3/22/2015

Blocked Shots

6 Alexis Jennings vs. Oklahoma, 3/21/2016

Turnovers

10 Lea Wise vs. Louisiana Tech 3/20/1982

INDIVIDUAL RECORDS BY OPPONENTS

Points

35 Wanda Ford (Drake) 3/12/1986

Rebounds

19 Sheila Foster (South Carolina) 3/18/1982

Field Goals Made

15 Wanda Ford (Drake) 3/12/1986

Field Goals Attempted

25 Talia Walton (Washington) 3/25/16

Free Throws Made

15 Maylana Martin (UCLA) 3/15/1999

Free Throws Attempted

15 Maylana Martin (UCLA) 3/15/1999

3-Point Goals Made

5 Darby Maggard (Belmont) 3/17/17

3-Point Goals Attempted

12 Darby Maggard (Belmont) 3/17/17
12 Kelsey Mitchell (Ohio State) 3/19/17

Assists

11 Niya Johnson (Baylor) 3/29/2014

Steals

10 Jule Wojta (Green Bay) 3/19/2012

Blocked Shots

6 Jodie Cornelie (Dayton) 3/22/2015
5 Jessica Breland (North Carolina) 3/21/2011

Turnovers

8 Samantha MacKay (Dayton) 3/26/2013
8 Megan Lukan (Green Bay) 3/19/2012
8 Amber Mays (Liberty) 3/20/2010

KENTUCKY IN THE NCAA TOURNAMENT

Appearances: 14, including eight consecutive
Overall Record: 20-14, 16-8 under Matthew Mitchell
First Round Games: 11-3, 8-0 under Mitchell
Second Round Games: 5-5, 5-3 under Mitchell
Regional Semifinals: 4-2, 3-2 under Mitchell
Regional Finals: 0-4, 0-3 under Mitchell

vs. Baylor: 0-1	vs. Nebraska: 2-0
vs. Belmont: 1-0	vs. North Carolina: 0-1
vs. Chattanooga: 1-0	vs. UNC Asheville: 1-0
vs. Connecticut: 0-2	vs. Ohio State: 0-1
vs. Dayton: 1-1	vs. Oklahoma: 1-1
vs. Delaware: 1-0	vs. South Carolina: 1-0
vs. Drake: 0-1	vs. Syracuse: 1-0
vs. Gonzaga: 1-0	vs. Tennessee State: 1-0
vs. Green Bay: 1-0	vs. UCLA: 0-1
vs. Hampton: 1-0	vs. Washington: 0-1
vs. Indiana: 0-1	vs. Wright State: 1-0
vs. Illinois: 1-0	
vs. James Madison: 0-1	
vs. Liberty: 1-0	
vs. Louisiana Tech: 0-1	
vs. McNeese State: 1-0	
vs. Michigan State: 1-1	
vs. Navy: 1-0	



NCAA TOURNAMENT GAME-BY-GAME STATISTICS

2017

Date	Opponent		Attend	FG	FGA	Pct	3FG	FGA	Pct	FT	FTA	Pct	Off	Def	Tot	Avg	PF	A	TO	Blk	Stl	Pts
3/17/16	Kentucky	1st Rd	3,497	26	56	.464	7	15	46.7	14	19	73.7	10	18	28	36.3	12	18	7	2	4	73
	Belmont			27	59	45.8	9	20	45.0	7	9	77.8	11	22	33	43.1	20	14	13	4	2	70
3/19/16	Kentucky	2nd Rd	2,644	25	73	34.2	3	17	17.6	15	19	78.9	17	33	50	36.0	15	12	12	5	2	68
	Ohio State			33	73	45.2	6	23	26.1	10	18	55.6	11	32	43	44.4	19	20	6	10	7	82

2016

Date	Opponent		Attend	FG	FGA	Pct	3FG	FGA	Pct	FT	FTA	Pct	Off	Def	Tot	Avg	PF	A	TO	Blk	Stl	Pts
3/19/16	Kentucky	1st Rd	2,701	33	66	.500	8	16	.500	11	14	.786	15	35	50	39.9	11	17	10	7	8	85
	UNC Asheville			13	63	.206	3	25	.120	2	5	.400	14	17	31	34.1	17	4	15	3	4	31
3/21/16	Kentucky	2nd Rd	3,056	22	58	.379	6	13	.462	29	38	.763	11	30	41	39.9	17	12	10	8	3	79
	Oklahoma			18	66	.273	6	22	.273	16	19	.842	17	23	40	34.2	26	11	13	5	4	58
3/25/16	Kentucky	Sweet 16	8,509	32	80	.400	5	21	.238	3	9	.333	13	31	44	40.0	18	13	7	1	3	72
	Washington			33	67	.493	11	28	.393	8	16	.500	5	37	42	34.5	13	16	7	4	4	85

2015

Date	Opponent		Attend	FG	FGA	Pct	3FG	FGA	Pct	FT	FTA	Pct	Off	Def	Tot	Avg	PF	A	TO	Blk	Stl	Pts
3/20/15	Kentucky	1st Rd	3,223	29	59	.492	8	19	.421	31	42	.738	16	36	52	52.0	19	17	17	7	18	97
	Tennessee State			18	69	.261	7	24	.292	9	13	.692	15	19	34	34.0	27	12	26	1	9	52
3/22/13	Kentucky	2nd Rd	3,320	33	76	.434	4	13	.308	24	38	.632	15	19	34	34.0	25	12	5	4	11	94
	Dayton			30	53	.566	11	18	.611	28	31	.903	5	37	42	42.0	31	16	24	9	1	99

2014

Date	Opponent		Attend	FG	FGA	Pct	3FG	FGA	Pct	FT	FTA	Pct	Off	Def	Tot	Avg	PF	A	TO	Blk	Stl	Pts
3/22/14	Kentucky	1st Rd	5,404	44	80	.550	7	14	.500	11	15	.733	18	49	67	67.0	22	19	22	12	4	106
	Wright State			19	83	.229	3	18	.167	19	32	.594	21	19	40	40.0	14	2	13	4	9	60
3/24/14	Kentucky	2nd Rd	4,661	21	58	.362	4	12	.333	18	28	.643	16	22	38	52.5	19	12	15	6	15	64
	Syracuse			21	63	.333	5	25	.200	12	16	.750	18	23	41	40.5	24	6	23	4	4	59
3/29/13	Kentucky	Sweet 16	8,774	24	69	.348	3	12	.250	21	26	.808	16	23	39	48.0	25	10	8	4	5	72
	#5/6 Baylor			32	67	.478	4	10	.400	22	27	.815	15	32	47	42.7	17	23	9	4	6	90

2013

Date	Opponent		Attend	FG	FGA	Pct	3FG	FGA	Pct	FT	FTA	Pct	Off	Def	Tot	Avg	PF	A	TO	Blk	Stl	Pts
3/24/13	Kentucky	1st Rd	2,717	23	60	.383	3	11	.273	12	15	.800	15	28	43	43.0	11	10	19	4	16	61
	Navy			15	47	.319	6	22	.273	5	13	.385	7	23	30	30.0	14	9	25	2	7	41
3/26/13	Kentucky	2nd Rd	1,144	32	68	.471	8	24	.333	12	16	.750	13	21	34	38.5	23	12	16	2	12	84
	#18/15 Dayton			21	47	.447	4	13	.308	24	30	.800	8	24	32	31.0	15	12	23	2	9	70
3/30/13	Kentucky	Sweet 16	6,031	25	62	.403	7	24	.292	12	19	.632	18	17	35	37.3	18	9	11	2	10	69
	#15/16 Delaware			21	53	.396	1	6	.167	19	20	.950	16	24	40	34.0	21	7	19	1	4	62
4/1/13	Kentucky	Elite Eight	8,594	19	62	.306	4	16	.250	11	15	.733	11	22	33	36.2	20	9	21	5	9	53
	#3/3 Connecticut			29	56	.518	4	11	.364	21	23	.913	7	34	41	35.8	18	12	18	10	11	83

2012

Date	Opponent		Attend	FG	FGA	Pct	3FG	FGA	Pct	FT	FTA	Pct	Off	Def	Tot	Avg	PF	A	TO	Blk	Stl	Pts
3/17/12	Kentucky	1st Rd	4,695	25	63	.397	2	17	.118	16	28	.571	22	36	58	58.0	25	15	20	8	6	68
	McNeese State			21	70	.300	2	9	.222	18	25	.720	18	22	40	40.0	21	9	13	2	12	62
3/19/12	Kentucky	2nd Rd	3,254	25	49	.510	4	10	.400	11	16	.688	11	28	39	48.5	16	15	34	4	11	65
	#10/10 Green Bay			21	60	.350	5	17	.294	15	17	.882	12	18	30	35.0	19	14	24	1	21	62
3/25/12	Kentucky	Sweet 16	6,031	27	61	.443	12	21	.571	13	22	.591	17	27	44	47.0	14	18	14	2	9	79
	RV/#24 Gonzaga			27	67	.403	1	6	.167	7	9	.778	14	20	34	34.7	19	12	10	1	8	62
3/27/12	Kentucky	Elite Eight	5,184	19	61	.311	6	21	.286	21	22	.955	14	12	26	41.8	23	8	10	1	8	65
	#3/3 Connecticut			23	45	.511	4	15	.267	30	35	.857	12	28	40	36.0	19	21	18	3	7	80

2011

Date	Opponent		Attend	FG	FGA	Pct	3FG	FGA	Pct	FT	FTA	Pct	Off	Def	Tot	Avg	PF	A	TO	Blk	Stl	Pts
3/19/11	Kentucky	1st Rd	3,934	22	64	.344	8	19	.421	14	19	.737	15	25	40	40.0	17	14	13	6	8	66
	Hampton (OT)			23	63	.365	6	15	.400	10	13	.769	17	28	45	45.0	16	11	17	6	4	62
3/21/11	Kentucky	2nd Rd	4,014	28	81	.346	5	23	.217	13	17	.765	15	16	31	35.5	23	10	8	3	8	74
	#14 North Carolina			28	58	.483	3	7	.429	27	30	.900	15	40	55	50.0	21	19	22	8	6	86

2010

Date	Opponent		Attend	FG	FGA	Pct	3FG	FGA	Pct	FT	FTA	Pct	Off	Def	Tot	Avg	PF	A	TO	Blk	Stl	Pts
3/20/10	Kentucky	1st Rd	3,560	25	49	.510	7	11	.636	26	36	.722	9	17	26	26.0	17	15	15	2	16	83
	Liberty			32	64	.500	2	9	.222	11	16	.688	17	21	38	38.0	25	8	22	1	8	77
3/22/10	Kentucky	2nd Rd	3,361	25	59	.424	3	13	.231	17	28	.607	11	29	40	33.0	13	13	11	4	14	70
	#24/25 Michigan St.			19	55	.345	2	12	.167	12	15	.800	8	29	37	37.5	21	9	18	5	8	52
3/28/10	Kentucky	Sweet 16	5,907	31	62	.500	8	16	.500	6	12	.500	13	23	36	34.0	21	15	16	3	10	76
	#4 Nebraska			24	51	.471	5	12	.417	14	20	.700	7	18	25	33.3	15	10	16	2	5	67
3/30/10	Kentucky	Elite Eight	4,021	23	70	.329	2	17	.118	20	22	.909	20	14	34	34.0	17	6	14	0	12	68
	#12 Oklahoma			32	52	.615	5	15	.333	19	21	.905	8	28	36	34.0	18	15	21	2	8	88





NCAA TOURNAMENT GAME-BY-GAME STATISTICS

2006

3/18/06	Kentucky	1st Rd	3,396	23	50	.460	1	9	.111	22	31	.710	13	27	40	40.0	14	13	20	5	11	69
	Chattanooga			24	63	.381	6	27	.222	5	8	.625	14	17	31	31.0	19	13	19	2	9	59
3/20/06	Kentucky	2nd Rd	3,212	26	62	.419	7	20	.350	4	4	1.000	10	23	33	36.5	16	15	14	7	8	63
	#16/17 Michigan State			25	59	.424	3	12	.250	14	19	.737	14	26	40	35.5	5	12	13	4	5	67

1999

3/13/99	Kentucky	1st Rd	2,390	31	59	.525	5	12	.416	31	40	.775	18	19	37		26	13	24	2	12	98
	Nebraska			30	60	.500	5	11	.454	27	35	.771	16	15	31		29	11	22	0	12	92
3/15/99	Kentucky	2nd Rd	2,604	21	64	.328	5	23	.217	16	25	.64	14	19	33		26	63	17	1	10	63
	UCLA			26	55	.472	3	11	.272	32	35	.914	12	33	45		18	10	20	3	9	87

1991

3/13/91	Kentucky	1st Rd	-	24	48	.500	3	9	.333	11	16	.688	4	24	28		18	8	21	0	4	62
	James Madison			28	59	.475	1	8	.125	13	19	.684	1	2	3		15	16	13	2	11	70

1986

3/12/86	Kentucky	1st Rd	-	35	71	.493	-	-	-	0	1	.000	-	-	31		16	27	13	0	7	70
	Drake			32	53	.604	-	-	-	9	16	.563	-	-	30		9	20	13	3	7	73

1983

3/18/83	Kentucky	1st Rd	-	28	75	.373	-	-	-	20	30	.667	-	-	42		24	14	19	2	5	76
	Indiana			31	48	.646	-	-	-	25	31	.806	-	-	35		24	18	20	5	5	87

1982

3/14/82	Kentucky	1st Rd	-	39	66	.591	-	-	-	10	24	.417	-	-	47		19	24	24	1	1	88
	Illinois			37	80	.463	-	-	-	6	9	.667	-	-	37		23	21	15	2	17	80
3/18/82	Kentucky	2nd Rd	-	33	74	.446	-	-	-	7	16	.438	-	-	35		14	17	12	0	12	73
	South Carolina			32	67	.478	-	-	-	5	9	.556	-	-	50		17	18	26	4	6	69
3/20/82	Kentucky	Regional Finals	-	26	58	.448	-	-	-	8	9	.889	-	-	25		19	15	21	0	4	60
	Louisiana Tech			38	68	.559	-	-	-	6	21	.286	-	-	42		19	24	16	4	14	82

KENTUCKY'S NCAA TOURNAMENT HISTORY

Year	Region	Site	UK (Seed)	Opponent (Seed)	Round	Result
1982	Midwest	Lexington, Ky. Ruston, La.	Kentucky (2)	Illinois (7) South Carolina (3) Louisiana Tech (1)	1st Regional Semifinals Regional Finals	W, 88-80 W, 73-69 L, 60-82
1983	Mideast	Lexington, Ky.	Kentucky (3)	Indiana (6)	1st	L, 76-87
1986	Midwest	Des Moines, Iowa	Kentucky (7)	Drake (10)	1st	L, 70-73
1991	East	Harrisonburg, Va.	Kentucky (9)	James Madison (8)	1st	L, 62-70
1999	West	Los Angeles, Calif.	Kentucky (6)	Nebraska (11) UCLA (3)	1st 2nd	W, 98-92 L, 63-87
2006	Bridgeport	Chicago, Ill.	Kentucky (5)	Chattanooga (12) Michigan State (4)	1st 2nd	W, 69-59 L, 63-67
2010	Kansas City	Louisville, Ky. Kansas City, Mo.	Kentucky (4)	Liberty (13) Michigan State (5) Nebraska (1) Oklahoma (3)	1st 2nd Regional Semifinals Regional Finals	W, 83-77 W, 70-52 W, 76-67 L, 68-88
2011	Spokane	Albuquerque, N.M.	Kentucky (4)	Hampton (13) North Carolina (5)	1st 2nd	W, 66-62 (OT) L, 74-86
2012	Kingston	Ames, Iowa Kingston, R.I.	Kentucky (2)	McNeese State (15) Green Bay (7) Gonzaga (11)	1st 2nd Regional Semifinals	W, 68-62 W, 65-62 W, 79-62
2013	Bridgeport	Queens, N.Y. Bridgeport, Conn.	Connecticut (1) Kentucky (2)	Regional Finals Navy (15) Dayton (7) Delaware (6) Connecticut (1)	1st 2nd Regional Semifinals Regional Finals	L, 65-80 W, 61-41 W, 84-70 W, 69-62 L, 53-84
2014	South Bend	Lexington, Ky. South Bend, Ind.	Kentucky (3)	Wright State (14) Syracuse (6) Baylor (2)	1st 2nd Regional Semifinals	W, 106-60 W, 64-59 L, 72-90
2015	Albany	Lexington, Ky.	Kentucky (2)	Tennessee State (15) Dayton (7)	1st 2nd	W, 97-52 L, 99-94
2016	Lexington	Lexington, Ky.	Kentucky (3)	UNC Asheville (14) Oklahoma (6) Washington (7)	1st 2nd Regional Semifinals	W, 85-31 W, 79-58 L, 85-72
2017	Lexington	Lexington, Ky. Lexington, KY.	Kentucky (4)	Belmont (13) Ohio State (5)	1st 2nd	W, 73-70 L, 82-68



CATS IN THE NCAA TOURNAMENT



Back Row (L-R): Rachel Potter, Ogechi Anyagalibo, Evelyn Akhator, Alyssa Rice, Makenzie Cann, LaShae Halsel **Front Row (L-R):** Paige Poffenberger, Jessica Hardin, Taylor Murray, Matthew Mitchell (Head Coach), Makayla Epps, Jaida Roper, Maci Morris

2016-17

Overall Record: 22-11

NCAA First & Second Rounds • Lexington, Ky.

1st • #18/24 Kentucky 73, Belmont 70
2nd • #18/24 Kentucky 68, #11/10 Ohio State 82

- Matthew Mitchell led UK to its school-record eighth consecutive and 13th overall NCAA Tournament.
- UK earned a No. 4 seed in the tournament for the third time in program history and hosted the first and second rounds of the event for the fourth straight season.
- Kentucky advanced to the second round with a 73-70 win over Belmont in the opening round. Makayla Epps was the star for Kentucky with 30 points, adding five rebounds and two assists. Fellow senior Evelyn Akhator scored 22 points with 10 rebounds for her 17th double-double of the year. Overall, UK shot 46.4% from the field and hit seven 3-pointers.
- In her final game as a Wildcat, Makayla Epps scored 21 points with four assists in UK's loss to Ohio State, while Akhator posted another double-double with 14 points and a UK NCAA Tournament game record 23 rebounds.



Back Row (L-R): Alex Day (Mgr.), Mitchell Long (Mgr.), Camryn Whitaker (Assistant Coach), Tamika Williams-Jeter (Assistant Coach), Allison King (Mgr.), Torian Akins (Mgr.), Courtney Jones (Athletic Trainer), Beth Price (Staff Support Associate), John Spurlock (Strength & Conditioning), Tiffany Hayden (Academic Counselor), Will Alton (Video Coordinator), Morgan Jett (Mgr.), Kim Troxall (Creative Director), Kortez Wilson (Equipment Manager), Adeniyi Amaduo (Assistant Coach), Amani Franklin (Staff Support Associate), **Middle Row (L-R):** Morgan Rich, Evelyn Akhator, Alyssa Rice, Ivana Jakubcova, Alexis Jennings, Batouly Camara, Kyvin Goodin-Rogers, Makenzie Cann, **Front Row (L-R):** Maci Morris, Christae Rowe, Janee Thompson, Matthew Mitchell (Head Coach), Linnae Harper, Makayla Epps, Taylor Murray.

2015-16

Overall Record: 25-8

NCAA First & Second Rounds • Lexington, Ky.
NCAA Lexington Regional • Lexington, Ky.

1st • #12/13 Kentucky 85, UNC Asheville 31
2nd • #12/13 Kentucky 79, #24/23 Oklahoma 58
Sweet 16 • Washington 85, #12/13 Kentucky 72

- Matthew Mitchell led UK to its school-record seventh consecutive and 12th overall NCAA Tournament.
- UK earned a No. 3 seed in the tournament for the third time in program history and hosted the first and second rounds of the event for the third straight season.
- Kentucky recorded its highest margin of victory in an NCAA Tournament appearance in program history, besting the previous margin by eight. The 31 points scored by UNC Asheville were also an NCAA Tournament opponent low by 10 points.
- Makayla Epps netted a season-high 30 points in the setback to Washington in the Sweet 16 setback, which was the fifth 30-point performance in UK NCAA Tournament history. Evelyn Akhator tied the UK NCAA Tournament record with 14 rebounds.



Back Row (L-R): Morgan Jett (Mgr.), Abby Newton (Student Athletic Trainer), Courtney Jones (Senior Athletic Trainer), Beth Price (Staff Support Associate), John Spurlock (Strength & Conditioning Coach), Tiffany Hayden (Academic Counselor), Will Alton (Video Coordinator), Eric Huster (Mgr.), Alex Day (Mgr.), **Middle Row (L-R):** Amani Franklin (Staff Support Associate), Crystal Riley (Staff Support Associate), Tamika Williams (Assistant Coach), Christian Stefanopoulos (Assistant Coach), **Back Row (L-R):** Alyssa Rice, Jelleah Sidney, Alexis Jennings, Ivana Jakubcova, Azia Bishop, Kyvin Goodin-Rogers, Adeniyi Amaduo (Assistant Coach), Amy Tilley (Asst. AD/Women's Basketball), Kortez Wilson (Equipment Mgr.), Storm Dickerson (Mgr.), **Front Row (L-R):** Jaycee Coe, Janee Thompson, Bria Goss, Head Coach Matthew Mitchell, Jennifer O'Neill, Linnae Harper, Makayla Epps.

2014-15

Overall Record: 24-10

NCAA First & Second Rounds • Lexington, Ky.

1st • #11/11 Kentucky 97, Tennessee State 52
2nd • #11/11 Kentucky 94, Dayton 99

- Matthew Mitchell led UK to its school-record sixth consecutive and 11th overall NCAA Tournament.
- UK earned a No. 2 seed in the tournament for the fourth time in program history and the third in the last four seasons.
- UK set a new school record for free throws attempted in a NCAA Tournament game against Tennessee State with 42, while it had 18 steals against TSU, which also set a school record for most steals in a NCAA Tournament game.
- Against Dayton, UK set a program record for fewest turnovers in a game with five, while Jennifer O'Neill had five steals to tie the program record for most steals in a NCAA Tournament game.





CATS IN THE NCAA TOURNAMENT



Back Row (L-R): Danielle Santos (Assistant Coach), Jeff House (Assistant Coach), Sharon Pillow (Assistant Coach), Storm Dickerson (Mgr.), Morgan Jett (Mgr.), Brice Littlepage (Mgr.), Tiffany Hayden (Academic Counselor), Justin Mathis (Mgr.), Courtney Jones (Senior Athletic Trainer), Beth Price (Staff Support Associate), Amy Tilley (Administrative Support Associate). **Middle Row (L-R):** Bob Dunn (Video Coordinator), Kyvin Goodin-Rogers, Jelleah Sidney, DeNesha Stallworth, Samantha Drake, Azia Bishop, Samarie Walker, Bernisha Pinkett, Ukari Figgs (Asst. AD/Women's Basketball), John Spurlock (Strength & Conditioning Coach), Crystal Riley (Staff Support Associate). **Front Row (L-R):** Linnae Harper, Bria Goss, Kastine Evans, Matthew Mitchell (Head Coach), Jennifer O'Neill, Janea Thompson, Makayla Epps.

2013-14

Overall Record: 26-9

NCAA First & Second Rounds • Lexington, Ky.
NCAA South Bend Regional

1st • #10/11 Kentucky 106, Wright State 60
2nd • #10/11 Kentucky 64, Syracuse 59
Sweet 16 • #5/6 Baylor 90, #10/11 Kentucky 72

- Matthew Mitchell led UK to its school-record fifth consecutive and 11th overall NCAA Tournament.
- The No. 3 seed was the second in school history for the Wildcats, the first since 1983.
- UK advanced to the Sweet 16 for the third consecutive season and fourth in the last five years.
- UK tied an NCAA record for rebounds in an NCAA Tournament game with 67 vs. Wright State. The Duke vs. Alabama game which went into four overtimes on March 18, 1995 also had 67 rebounds.
- The 67 rebounds were a school record for the Cats.
- Against Wright State, UK set program record for most points (106), rebounds (67), field goals made (44), blocks (12), largest margin of victory in an NCAA Tournament game.



Back Row (L-R): Morgan Jett (Mgr.), Amy Tilley (Staff Support Associate), Courtney Jones (Senior Athletic Trainer), Angela Schoenherr (Staff Support Associate), Tiffany Hayden (Academic Counselor), Brian Sensibaugh (Mgr.), Brice Littlepage (Mgr.), Justin McKinley (Mgr.), Storm Dickerson (Mgr.). **Middle Row (L-R):** Bob Dunn (Video Coordinator), Crystal Riley (Student Assistant), Sharon Pillow (Assistant Coach), Danielle Santos (Assistant Coach), Brittany Henderson, Jelleah Sidney, Denesha Stallworth, Samantha Drake, Azia Bishop, Samarie Walker, Maegan Conwright, Matt Insell (Assistant Coach), Ukari Figgs (Asst. AD/Women's Basketball), Stephanie Tracey-Simmons, Strength & Conditioning Coach. **Front Row (L-R):** Bernisha Pinkett, Jennifer O'Neill, Bria Goss, Matthew Mitchell (Head Coach), A'dia Mathies, Kastine Evans and Janea Thompson.

2012-13

Overall Record: 30-6

NCAA First & Second Rounds • Queens, N.Y.
NCAA Bridgeport (Conn.) Regional

1st • #7/7 Kentucky 61, Navy 41
2nd • #7/7 Kentucky 84, #18/15 Dayton 70
Sweet 16 • #7/7 UK 69, #15/16 Delaware 62
Elite Eight • #3/3 Connecticut 83, #7/7 UK 53

- Matthew Mitchell led UK to its school-record fourth consecutive and 10th overall NCAA Tournament.
- The Wildcats' No. 2 seed tied the highest ever in the NCAA Tournament. UK was also the No. 2 seed in 2012 and 1982.
- UK advanced to the Elite Eight for the second straight time and third in the last four years.
- Jennifer O'Neill was named to the Bridgeport All-Regional Tournament Team.
- UK's 20-point win over Navy marked the largest margin of victory for Kentucky in a NCAA Tournament game and Navy's 41 points were the fewest by a UK opponent in an NCAA Tournament game.



Back Row (L-R): Sarah Gerichs (Student Athletic Trainer), Amy Tilley (Staff Support Associate), Karen Hewitt (Video Coordinator), Angela Schoenherr (Staff Support Associate), Stephanie Tracey-Simmons (Strength & Conditioning Coach), Courtney Jones (Senior Athletic Trainer), Kalee Robertson (Mgr.), Rachel Smith (Mgr.), Storm Dickerson (Mgr.). **Middle Row (L-R):** Brian Sensibaugh (Mgr.), Kevin Stewart (Mgr.), Kastine Evans, Maegan Conwright, Brittany Henderson, DeNesha Stallworth, Samantha Drake, Azia Bishop, Samarie Walker, Bra'Shey Ali, Bria Goss, Donovan Rogers (Mgr.), David Stefanopoulos (Mgr.). **Front Row (L-R):** Ukari Figgs (Asst. AD/Women's Basketball), Kyra Elzy (Associate Head Coach), Bernisha Pinkett, Crystal Riley, Amber Smith, Matthew Mitchell (Head Coach), Keyla Snowden, Jennifer O'Neill, A'dia Mathies, Matt Insell (Assistant Coach), Sharon Pillow (Assistant Coach).

2011-12

Overall Record: 28-7

NCAA First & Second Rounds • Ames, Iowa
NCAA Kingston (R.I.) Regional • Kingston, R.I.

1st • #12/11 Kentucky 68, McNeese State 62
2nd • #12/11 UK 65, #10/10 Green Bay 62
Sweet 16 • #12/11 UK 79, RV/#24 Gonzaga 62
Elite Eight • #3/3 Connecticut 80, #12/11 UK 65

- Matthew Mitchell led UK to its school-record third consecutive and ninth overall NCAA Tournament.
- The Wildcats' No. 2 seed tied the highest ever in the NCAA Tournament. UK was also the No. 2 seed in 1982.
- UK advanced to the Elite Eight for the second time in three years.
- UK hit 12 threes vs. Gonzaga, the most ever by the Cats in an NCAA Tournament game.
- UK grabbed a season-high 58 rebounds vs. McNeese State, the most for UK in the Big Dance at that time.
- Samarie Walker was named to the All-Regional Tournament Team.



CATS IN THE NCAA TOURNAMENT



Back Row (L-R): Kyra Elzy (Associate Head Coach), Sarah Gerichs (Student Athletic Trainer), Karen Hewitt (Video Coordinator), Stephanie Campbell (Admin. Assistant), Nikki Stewart (Recruiting Assistant), Phillip Smith (Mgr.), David Stefanopoulos (Mgr.), Brian Sensibaugh (Mgr.), Donovan Rogers (Mgr.), Shalon Pillow (Assistant Coach). **Middle Row (L-R):** Assistant Coach Matt Insell, Stephanie Tracey-Simmons (Strength Coach), Amber Smith, Carly Morrow, Brittany Henderson, Samantha Drake, Sarah Beth Barnette, Victoria Dunlap, A'dia Mathies, Courtney Jones (Senior Athletic Trainer), Pam Stackhouse (Asst. AD/Women's Basketball). **Front Row (L-R):** Maegan Conwright, Jennifer O'Neill, Crystal Riley, Matthew Mitchell (Head Coach), Keyla Snowden, Bernisha Pinkett, Kastine Evans.

2010-11

Overall Record: 25-9

**NCAA First & Second Rounds •
Albuquerque, N.M.**

1st • #17/16 Kentucky 66, Hampton 62 (OT)
2nd • #14 North Carolina 86, #17/16 Kentucky 74

- Matthew Mitchell led the Wildcats to their eighth all-time appearance in the NCAA Tournament and back-to-back appearances in the "Big Dance" for the first time since the 1981-82 and 1982-83 seasons.
- UK received the No. 4 seed for the second straight season.
- UK played its first overtime game in the NCAA Tournament, defeating Hampton in the first round, 66-62. Victoria Dunlap notched her ninth and final double-double of her career with 13 points and 12 rebounds.



Back Row (L-R): Stephanie Campbell (Admin. Assistant), Brian Sensibaugh (Mgr.), B.J. Hazelwood (Mgr.), Stephanie Tracey-Simmons (Strength Coach), Christian Stefanopoulos (Video Coordinator), Donovan Rogers (Mgr.), David Stefanopoulos (Mgr.), Amy Tilley (Recruiting Assistant). **Middle Row (L-R):** Assistant Coach Matt Insell, Assistant Coach Shalon Pillow, Amani Franklin, Brittany Henderson, Anna Cole, Lydia Watkins, Victoria Dunlap, Assistant Coach Kyra Elzy, Pam Stackhouse (Asst. AD/Women's Basketball). **Front Row (L-R):** A'dia Mathies, Rebecca Gray, Crystal Riley, Matthew Mitchell (Head Coach), Amber Smith, Carly Morrow, Keyla Snowden.

2009-10

Overall Record: 28-8

**NCAA First & Second Rounds • Louisville, Ky.
NCAA Kansas City Regional • Kansas City, Mo.**

1st • #19/15 Kentucky 83, Liberty 77
2nd • #19/15 UK 70, #24/25 Michigan State Sweet 16 • #19/15 UK 76, #4/4 Nebraska 67
Elite Eight • #12/12 Oklahoma 88, #19/15 UK 68

- Matthew Mitchell led the Wildcats to their seventh all-time appearance in the NCAA Tournament and their first bid since 2006.
- UK's No. 4 seed was its highest seed since the 1983 season and its first No. 4 seed in NCAA Tournament history.
- UK's appearance in the Elite Eight was its first since the very first NCAA Tournament in 1982.
- Victoria Dunlap was named to Kansas City All-Region Team after averaging 21.0 points and 9.0 rebounds in four games. She became the first UK player to be named to a regional all-tournament team in school history.



Back Row (L-R): Matt Brigrance (Mgr.), Aaron Webber (Mgr.), Freddie Perry (Mgr.), Justin Scott (Video Coordinator), Jason Nehring (Strength & Conditioning Coach), Trisha Matsyak (Athletic Trainer), Emily Jones (Mgr.), Beth Davis (Head Mgr.). **Second Row (L-R):** LaQwesa "Moe" Gamble, Jenn'e Jackson, Jennifer "Lanky" Humphrey, Sarah Elliott, Eleia Roddy, Afton Perry, Stephanie Stumbo, Chante' Bowman. **Front Row (L-R):** Assistant Coach Vonn Read, Head Coach Mickie DeMoss, Carly Ormerod, Oreonna Taylor, Samantha Mahoney, Nastassia Alcius, Jenny Pfeiffer, Assistant Coach Niya Butts, Assistant Coach Pam Stackhouse.

2005-06

Overall Record: 22-9

**NCAA Bridgeport (Conn.) Regional •
Rosemont, Ill.**

1st • Kentucky 69, Chattanooga 59
2nd • Michigan State 67, Kentucky 63

- Mickie DeMoss led the Wildcats to their sixth all-time appearance in the NCAA Tournament and their first bid to the "Big Dance" since 1999.
- UK's No. 5 seed was its highest seed since the 1983 season and its first No. 5 seed in NCAA Tournament history.
- UK's 10-point win (69-59) over Chattanooga in the first round marked UK's largest margin of victory in an NCAA Tournament game.





CATS IN THE NCAA TOURNAMENT



Back Row (L-R): Strength Coach Chris Rounds, Manager LaTrice Hogan, Manager Trey Clark, Head Coach Bernadette Mattox, Assistant Coach Leslie Nichols, Katie Vieth, Shantia Owens, Laura Meadows, Tanesha Seaton, Stephanie Christman, Assistant Coach Meghan Burke, Assistant Coach Rick Griffith, Manager Wes Thompson, Manager Erica Lynch, Athletic Trainer Amy Plas. **Seated (L-R):** Natalie Martinez, Rae Keith, Carolyn Alexander, Tiffany Wait, Jaye Barnes, Kenya Young, Erica Jackson, LaTonya McDole.

1998-99

Overall Record: 21-11

NCAA West Regional • Los Angeles, Calif.

- 1st • Kentucky 98, Nebraska 92
- 2nd • UCLA 87, Kentucky 63

- For the first time in 17 years, the UK women's basketball team won a first round game in the NCAA Tournament, defeating Nebraska 98-92 in 1999.
- The Cats' 64 second-half points were the most scored by a team in a half in the history of the West Regional first or second round.
- Kentucky's 98 points vs. Nebraska in 1999 were the most by the Wildcats in a NCAA Tournament game in school history.



Back Row (L-R): Ilene Hauser, Grad. Asst.; Lisa Bressman, Grad. Asst.; Jennifer Gray, Christe Jordan, Cathy Proctor, Tedra Eberhart, Coach Sharon Fanning, Jocelyn Mills, Rebekah Reasor, Tiundra Love, Pattresa Leonard, Karen Booker, Asst.; Jerry McLaughlin, Asst. Coach. **Seated (L-R):** Lucretia Hunter, Trainer; Diana Pardee, Manager; Mia Daniel, Stacy McIntyre, Jamie Hobgood, Tracey Davis, Kristi Cushenberry, Kayla Campbell, Karen Killen, Jennifer Johnson, Manager; Stacy Buzzanca, Manager.

1990-91

Overall Record: 20-9

NCAA East Region • Harrisonburg, Va.

- 1st • James Madison 70, Kentucky 62

- Under the direction of head coach Sharon Fanning, the Wildcats made their first appearance in the NCAA Tournament since 1985-86.
- It marked Coach Fanning's first-ever trip to the Big Dance.
- UK narrowly fell to James Madison, a team that later went on to defeat top-seeded Penn State in the second round.



Back Row (L-R): Terry Hall, Coach; Sue Stanley, Trainer; Laurie Hudgens, Shell Miller, Karen Mosley, Melanie Warren, Debbie Miller, Leslie Nichols, Cindy Noble, Asst. Coach; Donna Murphy, Asst. Coach. **Seated (L-R):** Michele Pennie, Monique Tarantini, Pam Shrum, Jodie Whitaker, Bebe Croley, Lynne Elbert, Sandy Harding.

1985-86

Overall Record: 18-11


NCAA Midwest Region • Des Moines, Iowa

- 1st • Drake 73, Kentucky 70

- The 1985-86 team, led by Coach Terry Hall, defeated four Top 20 teams en route to the NCAA Tournament.
- The Cats lost a three-point heartbreaker despite a career-high 24 points and 10 assists from junior Sandy Harding. Drake hit 9-of-16 free throws compared to UK's 0-of-1.



CATS IN THE NCAA TOURNAMENT



Back Row (L-R): Terri Naiser, Valerie Still, Jody Runge, Sally Loughton, Karen Mosley, Leslie Nichols, Lisa Collins. **Seated (L-R):** Diane Stephens, Donna Martin, Patty Jo Hedges, Lea Wise, Audre Andrew, Lynnette Lewis.


1982-83

Overall Record: 23-5

NCAA Midwest Region • Lexington, Ky.

1st • Indiana 87, Kentucky 76

- The Wildcats were ranked as high as No. 4 nationally during the 1982-83 season but were upset by Indiana in the first round of the NCAA Tournament.
- All-American Valerie Still had 28 points and 13 rebounds but the Wildcats couldn't overcome the hot-shooting Hoosiers. IU shot 64.6 percent for the game, including 82.4 percent (14-of-17) in the second half. Three IU players scored over 20 points.



Back Row (L-R): Terry Hall, Coach; Lynn Norenberg, Grad. Asst.; Kathy Lokie, Valerie Still, Jody Runge, Grace Odrick, Terri Naiser, Tayna Fogle, Dottie Berry, Asst. Coach; Mimi Porter, Trainer. **Seated (L-R):** Michele Oberst, Manager; Lisa Collins, Donna Martin, Patty Jo Hedges, Lori Edgington, Lea Wise, Diane Stephens, Gary Loyd, Manager.

1981-82

Overall Record: 24-8

NCAA Midwest Regionals • Ruston, La.

1st • Kentucky 88, Illinois 80

2nd • Kentucky 73, South Carolina 69

3rd • Louisiana Tech 82, Kentucky 60

- Coach Terry Hall led the Lady Kats to their finest season ever, a 24-8 campaign that ended in the Midwest Regional championship, where UK fell to No. 1-ranked and eventual national champion Louisiana Tech on the Lady Techsters' home floor.
- By the end of the season, UK was playing so well that Hall proclaimed, "If we had been in any other region, we would have been in the Final Four."



CATS IN THE POSTSEASON WNIT



Back Row (L-R): Coach Debbie Yow, Maria Donhoff, Pam Browning, Laura Upton, Liz Lukschu, Jeannine Mjoseth, Janet Timperman, Assistant Coach Diane Beauchamp. Front Row (L-R): Manager Margaret LaFontaine, Debra Oden, Linda Edelman, Geri Grigsby, Debbie Mack, Terry Boyd, Mitzi Combs, Trainer Mimi Porter.

1977-78

Overall Record: 23-12

March 16, 1978

W, Kentucky 92, Kansas 87 (2OT)
Amarillo, Texas

March 17, 1978

L, Texas 75, Kentucky 60
Amarillo, Texas

March 18, 1978

W, Kentucky 79, Cal St. Long Beach 69
Amarillo, Texas

Vanessa Foster-Sutton scored in double-figures throughout the 1990 NWIT Tournament and was named to the All-Tournament team along with teammate Kristi Cushenberry.



Front Row (L-R): Kris Miller, Stacy McIntyre, Tracye Davis, Kristi Cushenberry, Tammy Dowdell, Jennifer Johnson, Malinka Salhi. Back Row (L-R): Assistant Coach Karen Booker, Graduate Asst. Lisa Bressman, Graduate Asst. Jane Dalton, Asst. Coach Jerry McLaughlin, Mia Daniel, Vanessa Foster-Sutton, Cathy Proctor, Lisa Ellis, Pattressa Leonard, Josh Mills, Associate Trainer Sue Stanley, Head Manager Susan Crabtree, Manager Tracy Livingston, Head Coach Sharon Fanning.

1989-90

NWIT Champions

Overall Record: 23-12

March 22, 1990

W, Kentucky 76, Maine 66
Amarillo, Texas (n/a)

March 23, 1990

W, Kentucky 80, Miami (FL) 68
Amarillo, Texas (400)

March 24, 1990

W, Kentucky 85, Toledo 76

Sara Potts was named to the 2005 WNIT All-Tournament team after averaging 27.8 points per game during the four-game postseason run. Potts tallied two 30-plus point games vs. UTC and Xavier.



Back Row (L-R): Chante' Bowman, Keiko Tate, Eleia Roddy, Jennifer Humphrey, Sarah Elliott, Afton Perry, Stephanie Stumbo, Sade Buley. Front Row (L-R): Assistant Coach Matthew Mitchell, Coach Mickie DeMoss, Angela Phillips, Nastassia Alcius, Danyelle Payne, Sara Potts, Samantha Mahoney, Assistant Coach Pam Stackhouse, Assistant Coach Niya Butts.

2004-05

WNIT Final Four

Overall Record: 23-12

March 18, 2005

W, Kentucky 79, Eastern Michigan 68
Lexington, Ky. (2,125)

March 20, 2005

W, Kentucky 91, Chattanooga 54
Lexington, Ky. (2,035)

March 24, 2005

W, Kentucky 67, Xavier 62
Lexington, Ky. (3,531)

March 28, 2005

L, West Virginia 80, Kentucky 75 (2OT)
Lexington, Ky. (3,452)

Sara Potts was named to the WNIT All-Tournament team after averaging 27.8 points during the four-game postseason run. Potts tallied two 30-plus point games vs. UTC and Xavier in the tournament.



CATS IN THE POSTSEASON WNIT

2006-07

Overall Record: 20-14

March 15, 2007

W, Kentucky 65, Oakland 56
Rochester, Mich. (1,030)

March 19, 2007

W, Kentucky 85, Ball State 82
Muncie, Ind. (3,581)

March 22, 2007

L, Wisconsin 67, Kentucky 61
Madison, Wisc. (2,420)

Jenny Pfeiffer nailed five 3-pointers against Oakland in the first round of the 2007 WNIT. She finished with a game-high 21 points. Jennifer Humphrey also pulled down a game-high 10 boards.



Back Row (L-R): Brittany Edelen, Jenn'e Jackson, Jennifer Humphrey, Sarah Elliott, Eleia Roddy, Lydia Watkins, Amani Franklin. Front Row (L-R): Assistant Coach Vonn Read, Head Coach Mickie DeMoss, Carly Ormerod, Chante' Bowman, Nastassia Alicius, Samantha Mahoney, Jenny Pfeiffer, Moe Gamble, Assistant Coach Pam Stackhouse, Assistant Coach Niya Butts.

2007-08

Overall Record: 17-16

March 21, 2008

W, Kentucky 68, Middle Tennessee 66 (OT)
Lexington, Ky. (1,608)

March 26, 2008

W, Kentucky 84, James Madison 76
Lexington, Ky. (1,703)

March 30, 2008

L, Marquette 69, Kentucky 64
Lexington, Ky. (2,102)

Lydia Watkins came off the bench to score 16 points and grab a game-high 16 rebounds in the 68-66 overtime win over Middle Tennessee. UK advanced all the way to the quarterfinals of the 2008 WNIT before falling to eventual champion Marquette, 69-64.



Back Row (L-R): Christian Stefanopoulos (Video Coordinator), Leslie Lusk (Student Trainer), Melinda Redinger (Mgr.), Stephanie Tracey-Simmons (Strength Coach), Tricia Matysak (Head Trainer), Katie Kaiser (Mgr.), Beth Davis (Administrative Assistant). Middle Row (L-R): Assistant Coach Wendy Palmer, Assistant Coach Vonn Read, Lydia Watkins, Jenn'e Jackson, Eleia Roddy, Sarah Elliott, Catina Bett, Amani Franklin, Victoria Dunlap, (Assoc. Head Coach Niya Butts), Pam Stackhouse (Asst. AD/Women's Basketball), Matthew Mitchell (Head Coach). Front Row (L-R): Brittany Edelen, Amber Smith, Carly Ormerod, Chanté Bowman, Samantha Mahoney, Carly Morrow, Ali Lomax, Chelsea Chowning.

2008-09

Overall Record: 16-16

March 19, 2009

W, Kentucky 81, Chattanooga 76 (OT)
Lexington, Ky. (1,037)

March 22, 2009

L, Wisconsin 49, Kentucky 45
Madison, Wis. (1,169)

Amber Smith – who tied a career high with 17 points – sank eight free throws in the overtime period and Victoria Dunlap scored a career-high 24 points to lead UK to an 81-76 overtime victory over Chattanooga in the first round of the 2009 WNIT.



Back Row (L-R): Lindsay Halligan (Mgr.), Dr. Robert Hosey (Team Doctor), Dean DiMarco (Mgr.), Melinda Redinger (Mgr.), Stephanie Tracey-Simmons (Strength Coach), Tricia Matysak (Head Trainer), David Stefanopoulos (Mgr.), Donovan Rogers (Mgr.), Angelique Moss (Student Trainer). Middle Row (L-R): Pam Stackhouse (Asst. AD/Women's Basketball), Sarah Rowe, Amani Franklin, Jenn'e Jackson, Jackie Sanders, Catina Bett, Eleia Roddy, Lydia Watkins, Victoria Dunlap, Rebecca Gray, Keyla Snowden, Christian Stefanopoulos (Video Coordinator). Front Row (L-R): Assistant Coach Kyra Elzy, Matthew Mitchell (Head Coach), Brittany Edelen, Carly Ormerod, Amber Smith, Carly Morrow, Assistant Coach Matt Insell, Assistant Coach Wendy Palmer.





MEMORIAL COLISEUM RECORDS

YEAR-BY-YEAR IN MEMORIAL (SINCE 1975-76)

1975-76	6-4	1997-98	7-5
1976-77	8-3	1998-99	7-3
1977-78	13-2	1999-2000	7-5
1978-79	5-7	2000-01	5-7
1979-80	12-1	2001-02	3-8
1980-81	15-0	2002-03	7-5
1981-82	16-2	2003-04	6-6
1982-83	15-2	2004-05	12-4
1983-84	11-6	2005-06	9-2
1984-85	10-5	2006-07	8-3
1985-86	13-2	2007-08	9-4
1986-87	8-5	2008-09	11-6
1987-88	12-4	2009-10	17-0
1988-89	9-4	2010-11	13-2
1989-90	11-3	2011-12	17-0
1990-91	10-3	2012-13	15-1
1991-92	9-4	2013-14	14-3
1992-93	10-3	2014-15	15-3
1993-94	9-4	2015-16	14-2
1994-95	7-5	2016-17	16-3
1995-96	6-5	Total: 430-152 (.738)	
1996-97	4-6		

TEAM

	Kentucky	Opponent
Points in a game	121 vs. Kentucky State - 11/24/89	102, Miami (OH) - 12/21/02
Points in a half	64 (2nd) vs. Miami - 2/8/86	64 (2nd), Tennessee - 2/18/88
Margin of victory	77 vs. Kentucky State - 11/24/89	72, Tennessee - 1/21/01
Field goals	53 vs. Kentucky State - 11/24/89	42, Tennessee - 1/21/01
Field goals att.	92 vs. Kentucky State - 11/24/89/Morehead St. - 11/18/15	90, Memphis State, 1/31/82
Field goal pct.	71.4 vs. Alabama - 2/7/87	70.2, Vanderbilt - 1/11/01
3-PT goals	14 vs. Mississippi State - 1/8/12	11, 2X, last Dayton - 3/22/15
3-PT goals att.	32 vs. Southern Miss - 11/19/11	32, Morehead State - 11/18/15
3-PT goal pct.	85.7 vs. Florida - 2/11/89	75.0 (3-of-4), Mississippi State - 1/17/13
Free throws	36 vs. Louisville - 12/20/09	31, Austin Peay - 11/15/98
Free throws att.	52 vs. Louisville - 12/20/09	49, Austin Peay - 11/15/98
Free throw pct.	100.0 (11-11) vs. Furman - 12/6/08	100.0, Louisville - 2/22/00/1.000, Auburn - 1/17/16
Rebounds	67 vs. Wright State - 3/22/14/Morehead St. - 11/18/16	63, Tennessee - 1/21/01
Assists	33 vs. Michigan - 1/23/82	29, Louisville - 2/23/82; Tennessee - 2/28/82
Turnovers	35 vs. Tennessee - 1/14/96	49, Arkansas-Pine Bluff - 12/11/11
Blocked shots	19 vs. North Carolina A&T - 12/6/05	11, IUPUI - 12/30/08; UTC - 11/30/81; Dayton - 2/24/87
Steals	25 vs. Jacksonville St. - 11/15/11, Arkansas Pine-Bluff - 12/21/10	20, Memphis State - 12/4/93
Personal fouls	33 vs. Indiana - 12/7/93	36, Marquette - 12/2/89

INDIVIDUAL

	Kentucky	Opponent
Points in a game	42, Valerie Still vs. Charleston - 12/19/82	39, Cornelia Gayden, LSU - 2/26/94
	42, Makayla Epps vs. Mississippi State - 2/12/15	39, Victoria Vivians, Mississippi State - 2/12/15
FG	18, Makayla Epps vs. Mississippi State - 2/12/15	16, Tanya Haave, Tennessee - 2/9/83
FGA	30, Makayla Epps vs. Mississippi State - 2/12/15	29, Daphne Smith, Detroit - 2/26/86
	29, Victoria Vivians, Mississippi State - 2/12/15	
3-PT goals	7, Sara Potts vs. High Point - 1/06/04	6, Sandy Brown, Tennessee - 2/25/88,
	7, Sara Potts vs. Chattanooga - 3/20/05	6, Jean-Marie Lesko, Marist 11/26/93
3-PT goals att.	17, Shandra Roberts vs. USC - 1/24/96	17, Sandy Brown, Tennessee - 2/25/88
3-PT goals pct.	100.0, Kristi Cushenberry (5-of-5) vs. Alabama - 2/17/89	100.0, Kristi Green (3-of-3), IU - 12/15/96
(min. 3 made)	100.0, Carly Ormerod (4-of-4) vs. LSU - 12/18/05	100.0, Courtney Boylan, Michigan (4-of-4) - 11/15/08
	100.0, Keyla Snowden (5-of-5) vs. Florida - 2/18/10	
	100.0, Rebecca Gray (3-of-3) vs. Florida A&M - 12/13/09, Miami (Ohio) - 12/1/09	
	100.0, Keyla Snowden (4-of-4) vs. Mississippi Valley State - 11/27/11	
	100.0, Bria Goss (3-of-3) vs. Alcorn State - 12/28/12	
	100.0, Jennifer O'Niell (3-of-3) vs. Tennessee State - 3/20/15	
	100.0, Makayla Epps (3-of-3) vs. Tennessee - 1/29/15	
	100.0, Maci Morris (3-of-3) vs. UNC Asheville - 3/19/16	
	100.0, Kyvin Goodin-Rogers (3-of-3) vs. Colorado - 11/22/15	
FT	15, Bernisha Pinkett (15-of-18) vs. Vanderbilt - 1/23/11	15, Druecilla Conners, Morehead St. - 12/20/87
FT att.	18, Bernisha Pinkett (15-of-18) vs. Vanderbilt - 1/23/11	19, Druecilla Conners, Morehead St. - 12/20/87
Rebounds	27, Valerie Still vs. National College - 2/9/82	25, Anne Donovan, ODU - 2/5/83
Assists	16, P.J. Hedges vs. Cincinnati - 1/15/82	12, Lea Henry, Tennessee - 2/28/82
Blocked shots	6, Jody Runge vs. Memphis State - 1/31/82	8, A'ja Wilson, South Carolina - 1/14/16
	6, Azia Bishop vs. Tenn. St - 12/28/14	
	6, Alexis Jennings vs. Oklahoma - 3/21/16	
Steals	11, Leslie Nichols vs. U of L - 2/14/86	11, M. Marciniak, Tennessee - 1/14/96

TOP 20 SINGLE-GAME ATTENDANCE RECORDS

1. 10,622	Old Dominion	2/05/83
2. 8,429	Tennessee	1/29/04
3. 8,223	Auburn	2/18/83
4. 8,200	Tennessee	2/09/83
5. 8,130	Tennessee	1/23/00
6. 7,965	Tennessee	3/3/13
7. 7,963	Louisville	12/11/13
8. 7,961	Tennessee	1/12/12
9. 7,951	Louisville	12/4/11
10. 7,888	Florida	1/22/12
11. 7,871	Alabama	1/29/12
12. 7,742	South Carolina	2/2/10
13. 7,646	LSU	2/13/11
14. 7,643	Mississippi State	2/20/05
15. 7,589	Arkansas	2/21/16
16. 7,565	Ole Miss	1/14/07
17. 7,560	South Carolina	3/1/2015
18. 7,429	Ole Miss	2/2/12
19. 7,407	Tennessee	1/29/2015
20. 7,278	Tennessee	1/17/08

! - SEC Tournament Championship

HOME COURT WINNING STREAKS

Games	Began	Ended
1. 34	Feb. 13, 2011	Feb. 3, 2013
2. 30	Feb. 12, 1980	Jan. 31, 1982
3. 25	March 19, 2009	Jan. 9, 2010
4. 19	Feb. 23, 1982	Feb. 9, 1983
5. 14	Feb. 27, 2014	Jan. 29, 2015
14	Jan. 31, 1990	Jan. 27, 1991
7. 13	Jan. 30, 1984	Jan. 13, 1985
8. 11	Feb. 7, 1987	Jan. 7, 1988
11	Feb. 10, 1979	Feb. 2, 1980
10. 10	Nov. 19, 2004	Jan. 27, 2005

MISCELLANEOUS

Most Home Wins In Season	:
18 - 2011-12 (17-0 Memorial and 1-0 Rupp Arena)	
Largest Attendance in Memorial:	10,622 vs. Old Dominion, 2/5/83
<i>Note: Memorial Coliseum Records (since 1980-81); UK holds a 23-13 record in Rupp Arena</i>	



RUPP ARENA RECORDS

Team	Kentucky	Opponent
Points in a Game	106 vs. Nicholls State - 12/21/04	89, Northern Kentucky - 2/14/77
Points in a Half	60 (1st) vs. Nicholls State - 12/21/04	50, Washington - 3/25/16
Margin of Victory	55 vs. Nicholls State - 12/21/04	26, LSU - 1/27/08
Field Goals	43 vs. Carson-Newman - 12/13/80	33, Washington - 3/25/16
Field Goal Attempts	79 twice, vs. DePaul - 12/7/12 and Carson-Newman - 12/13/80	79, Rutgers - 1/12/80
Field Goal Percentage	60.9 vs. Nicholls State - 12/21/04	51.9, Auburn - 1/19/06
3-Point Field Goals	9, twice, vs. DePaul - 12/7/12 and Marshall - 1/2/03	11, Wake Forest - 12/30/04/Washington - 3/25/16
3-Point Field Goal Attempts	22, twice, vs. DePaul - 12/7/12 and vs. Florida - 1/4/95	32, Louisville - 12/3/03
3-Point Field Goal Percentage	69.2 vs. Marshall - 1/2/03	47.4, Alabama - 2/26/06
Free Throws	31 vs. Rutgers - 1/12/80	24 (twice) Rutgers - 1/12/80, Georgia - 2/15/07
Free Throw Attempts	47 vs. Rutgers - 1/12/80	35, Dayton - 12/15/90
Free Throw Percentage	95.8 vs. Wake Forest - 12/30/04	94.7, Georgia - 1/13/05
Rebounds	65 vs. Rutgers - 1/12/80	52, Dayton - 12/15/90
Turnovers	22, twice, last vs. Dayton - 12/15/90	39, Carson-Newman - 12/8/79
Blocked Shots	9 vs. Nicholls State - 12/21/04	13, Auburn - 1/19/06
Steals	21 vs. Carson-Newman - 12/13/80	13, Carson-Newman - 12/8/79
Personal Fouls	27 (twice) vs. Dayton - 12/15/90, Rutgers - 1/12/80	13, Indiana - 12/4/89
Assists	20 vs. Ohio State - 11/27/84	34, Rutgers - 1/12/80
		21, Ole Miss - 1/27/90

Individual	Kentucky	Opponent
Points	32, Valerie Still vs. Rutgers - 1/12/80	32, Jennifer Gillom, Ole Miss - 1/8/86
Field Goals	13, Valerie Still vs. Rutgers - 1/12/80	14, Talia Walton, Washington - 3/25/16
Field Goal Attempts	27, Valerie Still vs. Rutgers - 1/12/80	25, Talia Walton, Washington - 3/25/16
3-Point Field Goals	6, Jenny Pfeiffer vs. Alabama - 2/26/06	6, Cotella Bond-Young, Wake Forest - 12/30/04
3-Point Field Goal Attempts	12, Jenny Pfeiffer vs. Alabama - 2/26/06	15, Sara Nord, Louisville - 12/3/03
Free Throws	10, Patty Jo Hedges vs. Rutgers - 1/12/80	10, Shawn Goff, Ole Miss - 2/7/08
Free Throw Attempts	11, Vanessa Foster-Sutton vs. Ole Miss - 1/27/90	15, Shawn Goff, Ole Miss - 2/7/08
	11, Jennifer O'Neill, vs. Baylor - 11/17/14	
Rebounds	25, Valerie Still vs. Rutgers - 1/12/80	17, Chantel Osahor, Washington - 3/25/16
Assists	11, Sandy Harding vs. Ohio State - 11/27/84	10, Jackie Martin, Ole Miss - 1/27/90
Blocked Shots	5, Sarah Elliott vs. Louisville - 12/20/07	7, Marita Payne, Auburn - 1/19/06
Steals	8, Malinka Salhi vs. Indiana - 12/4/89	6, Holly Warlick, Tennessee - 1/28/78

RUPP ARENA ALL-TIME RESULTS - 25-15 (.625)

1977 (0-1)					1995 (1-0)					2011-12 (1-0)				
Feb. 14	Northern	83-89	Lost		Jan. 4	Florida	63-55	Won		Dec. 20	Louisville	65-80	Lost	
1979 (1-0)					2002-03 (1-0)					2012-13 (1-0)				
Feb. 10	Detroit-Mercy	80-61	Won		Jan. 2	Marshall	75-42	Won		Dec. 7	DePaul	96-64	Won	
1979-80 (3-0)					2003-04 (1-1)					2013-14 (0-1)				
Dec. 8	Carson-Newman	96-58	Won		Nov. 25	North Carolina	59-75	Lost		Dec. 22	Duke	61-69	Lost	
Dec. 15	Indiana	102-52	Won		Dec. 3	Louisville	84-80 (OT)	Won		2014-15 (1-0)				
Jan. 12	Rutgers	97-78	Won		2004-05 (3-0)					Nov. 17	Baylor	74-64	Won	
1980 (1-0)					Dec. 21	Nicholls State	106-51	Won		2015-16 (2-0)				
Dec. 13	Carson-Newman	93-54	Won		Dec. 30	Wake Forest	66-61	Won		Dec. 10	Louisville	72-54	Won	
1981 (1-0)					Jan. 13	Georgia	71-63	Won		Dec. 20	Duke	71-61	Won	
Dec. 8	Indiana	83-68	Won		2005-06 (2-2)					Mar. 25	Washington	72-85	Lost*	
1984 (1-0)					Dec. 28	Louisville	55-64	Lost		2016-17 (0-1)				
Nov. 27	Ohio State	74-61	Won		Jan. 19	Auburn	57-71	Lost		Dec. 11	Arizona State	73-71ot	Lost	
1986 (0-1)					Jan. 26	Tennessee	66-63	Won		* Note: The Washington game in 2015-16 is not allowed to count towards UK's home record since it was an NCAA Regional.				
Jan. 8	Ole Miss	69-72	Lost		Feb. 26	Alabama	80-60	Won						
1989-90 (1-1)					2006-07 (2-2)									
Dec. 4	Indiana	76-48	Won		Dec. 17	Ark-Pine Bluff	83-46	Won						
Jan. 27	Ole Miss	64-71	Lost		Jan. 25	Mississippi State	75-83 (2OT)	Lost						
1990 (1-0)					Feb. 15	Georgia	72-82 (OT)	Lost						
Dec. 15	Dayton	95-68	Won		Feb. 18	Arkansas	87-60	Won						
					2007-08 (1-4)									
					Nov. 30	WKU	74-78 (OT)	Lost						



INDIVIDUAL HONORS



All-American
Pam Browning



All-American
Kristi Cushenberry



All-American
Maria Donhoff



All-American
Valerie Still



All-American
Vanessa Foster-Sutton



All-American
Victoria Dunlap

KENTUCKY ALL-AMERICANS


- 1977..... Pam Browning (First team, Street & Smith's)
- 1978..... Maria Donhoff (NWIT)
- 1980..... Valerie Still (HM, Street & Smith's)
- 1981..... Valerie Still (Third team, Kodak)
- 1981..... Valerie Still (First team, Street & Smith's)
- 1982..... Valerie Still (First team, Street & Smith's)
- 1982..... Valerie Still (First team, Kodak)
- 1982..... Valerie Still (First team, American Women's Sports Federation)
- 1982..... Valerie Still (First team, Street & Smith's)
- 1982..... Valerie Still (Basketball Weekly)
- 1983..... Valerie Still (First team, Street & Smith's)
- 1983..... Valerie Still (First team, Kodak)
- 1983..... Valerie Still (Basketball Weekly)
- 1990..... Vanessa Foster-Sutton (NWIT)
- 1990..... Kristi Cushenberry (NWIT)
- 2010..... Victoria Dunlap (First team, WBCA)
- 2010..... Victoria Dunlap (USBWA)
- 2010..... Victoria Dunlap (Third team, AP)
- 2010..... Victoria Dunlap (Second team, Full Court Press)
- 2010..... Victoria Dunlap (Second team, NetScouts Basketball)
- 2011..... Victoria Dunlap (Third team, AP)
- 2012..... A'dia Mathies (Fourth team, College Sports Madness All-American)
- 2012..... A'dia Mathies (Third team, AP)
- 2012..... A'dia Mathies (Second team, Full Court)
- 2012..... A'dia Mathies (USBWA)
- 2012..... A'dia Mathies (Second team, Sporting News)
- 2013..... A'dia Mathies (Second team, AP)
- 2013..... A'dia Mathies (Second team, Full Court)
- 2013..... A'dia Mathies (Honorable Mention, WBCA)
- 2014..... Jennifer O'Neill (Honorable Mention, AP)
- 2015..... Makayla Epps (Honorable Mention, AP)
- 2016..... Makayla Epps (Honorable Mention, AP/WBCA)
- 2016..... Makayla Epps (First team, College Sports Madness All-American)
- 2017..... Makayla Epps (Honorable Mention, AP)
- 2017..... Makayla Epps (Honorable Mention, WBCA)
- 2017..... Evelyn Akhator (Honorable Mention, AP)

WBCA ALL-REGION 3 TEAM

- 2010..... Victoria Dunlap
- 2011..... Victoria Dunlap
- 2012..... A'dia Mathies
- 2013..... A'dia Mathies
- 2014..... DeNesha Stallworth
- 2016..... Makayla Epps


FRESHMAN ALL-AMERICANS

- 1980..... Valerie Still
- 2010..... A'dia Mathies (Second team, Full Court Press)
- 2010..... A'dia Mathies (Gballmag.com)
- 2012..... Bria Goss (First team, Full Court)



Two-time AP SEC Player of the Year,
Victoria Dunlap (2010 and 2011)

**Over the last eight years,
UK has combined to win
an impressive
40 SEC honors.**



2008 SEC Scholar
Athlete of the Year,
Chelsea Chowning



INDIVIDUAL HONORS

ACADEMIC HONORS

1999.....Tiffany Wait (Second team, GTE CoSIDA)
 2000.....Tiffany Wait (Second team, GTE CoSIDA)
 2008.....Chelsea Chowning (District 4 Third team, ESPN The Magazine)
 2011....Carly Morrow (District 4 Third team, Capital One)
 2014.....Kastine Evans (District 2, CoSIDA)

SEC ACADEMIC HONOR ROLL

2017.....Evelyn Akhator
2017.....Makenzie Cann
 2017.....Makayla Epps
 2017.....Jessica Hardin
2017.....Maci Morris
2017.....Taylor Murray
 2017.....Rachel Potter
2017.....Alyssa Rice
 2016.....Ivana Jakubcova
2016.....Alyssa Rice
 2016.....Janee Thompson
 2015.....Azia Bishop
 2015.....Makayla Epps
 2015.....Bira Goss
 2015.....Linnae Harper
 2015.....Jelleah Sidney
 2015.....Janee Thompson
 2014.....Azia Bishop
 2014.....Samantha Drake
 2014.....Kastine Evans
 2014.....Jelléah Sidney
 2014.....DeNesha Stallworth
 2014.....Janee Thompson
 2013.....Kastine Evans
 2013.....Brittany Henderson
 2013.....DeNesha Stallworth
 2012.....Kastine Evans
 2012.....Amber Smith
 2012.....Keyla Snowden
 2011.....Carly Morrow
 2011.....Keyla Snowden
 2010.....Carly Morrow
 2010.....Keyla Snowden
 2010.....Anna Cole
 2009.....Carly Morrow
 2009.....Carly Ormerod
 2009.....Eleia Roddy
 2008.....Chanté Bowman
 2008.....Chelsea Chowning
 2008.....Sarah Elliott
 2008.....Carly Morrow
 2008.....Carly Ormerod
 2008.....Eleia Roddy
 2008.....Amber Smith
 2007.....Chanté Bowman
 2007.....Jennifer Humphrey
 2007.....Samantha Mahoney
 2007.....Carly Ormerod
 2007.....Jenny Pfeiffer
 2006.....Jennifer Humphrey
 2006.....Samantha Mahoney
 2006.....Carly Ormerod
 2006.....Eleia Roddy
 2006.....Oreonna Taylor
 2005.....Sara Potts
 2005.....Jennifer Humphrey
 2004.....Jenerrie Everette
 2004.....Jennifer Goin
 2004.....Kristen Grassi
 2004.....Sara Potts
 2003.....Kristin Connolly
 2003.....Jennifer Schultz
 2003.....Jenny Pfeiffer
 2001.....Stephanie Christman
 2001.....Tiffany Wait
 2001.....Katie Vieth
 2001.....Natalie Martinez
 2001.....Laura Meadows

2000.....Carolyn Alexander
 2000.....Natalie Martinez
 2000.....Laura Meadows
 2000.....Katie Vieth
 2000.....Tiffany Wait
 1999.....Laura Meadows
 1999.....Katie Vieth
 1999.....Tiffany Wait
 1998.....Tiffany Wait
 1997.....Tiffany Wait
 1996.....Julie Swarens-Beickman
 1995.....Karri Koach
 1995.....Julie Swarens-Beickman
 1994.....Jennifer Gray
 1994.....Karri Koach
 1994.....Julie Swarens
 1994.....Stacey Reed
 1993.....Jennifer Gray
 1993.....Karri Koach
 1993.....Cathy Proctor
 1992.....Kristi Cushenberry
 1992.....Jennifer Gray
 1992.....Stacy McIntyre
 1992.....Rebekah Reasor
 1991.....Mia Daniel
 1991.....Cathy Proctor
 1990.....Vanessa Foster-Sutton
 1986.....Laurie Hudgens
 1986.....Michelle Miller
 1985.....Michelle Miller
 1985.....Diane Stephens
 1984.....Donna Martin
 1984.....Jody Runge

BOYD MCWHORTER SCHOLAR-ATHLETE OF THE YEAR

2000.....Tiffany Wait (Finalist)

SEC COMMUNITY SERVICE TEAM

1999.....Tiffany Wait
 2000.....Laura Meadows
 2001.....LaTonya McDole
 2002.....SeSe Helm
 2003.....SeSe Helm
 2004.....Shambrica Jones
 2005.....Afton Perry
 2006.....Stephanie Stumbo
 2007.....Eleia Roddy
 2008.....Samantha Mahoney
 2009.....Carly Ormerod
 2010.....Carly Morrow
 2011.....Victoria Dunlap
 2012.....Keyla Snowden
 2013.....Kastine Evans
 2014.....Kastine Evans
 2015.....Bria Goss
 2016.....Janee Thompson
 2017.....Alyssa Rice

ALLSTATE WBCA GOOD WORKS TEAM

2014.....Kastine Evans
 2015.....Bria Goss

SEC PLAYERS OF THE WEEK

Jan. 27, 1987.....Sandy Harding
 Feb. 13, 1989.....Jodie Whitaker
 March 1, 1993.....Jocelyn Mills
 Jan. 24, 1994.....Stacey Reed
 Dec. 15, 1998.....Jaye Barnes
 Feb. 8, 1999.....Tiffany Wait
 Jan. 3, 2000.....LaTonya McDole
 Nov. 24, 2003.....SeSe Helm
 Jan. 17, 2005.....Sarah Elliott
 Jan. 5, 2009.....Victoria Dunlap
 Dec. 14, 2009.....Victoria Dunlap
 Jan. 25, 2010.....Victoria Dunlap
 Feb. 1, 2010.....Victoria Dunlap

Feb. 15, 2010.....Victoria Dunlap
 Nov. 22, 2010.....Victoria Dunlap
 Dec. 13, 2010.....Victoria Dunlap
 Dec. 27, 2010.....Keyla Snowden
 Nov. 28, 2011.....A'dia Mathies
 Dec. 6, 2011.....A'dia Mathies
 Jan. 9, 2011.....A'dia Mathies
 Dec. 10, 2012.....DeNesha Stallworth
 Jan. 21, 2013.....A'dia Mathies
 Feb. 11, 2013.....A'dia Mathies
 Dec. 2, 2013.....DeNesha Stallworth
 Dec. 9, 2013.....Jennifer O'Neill
 Feb. 17, 2014.....Jennifer O'Neill
 Dec. 8, 2014.....Janee Thompson
 Jan. 5, 2015.....Janee Thompson
 Feb. 16, 2015.....Makayla Epps
 Dec. 15, 2015.....Makayla Epps
 Feb. 29, 2015.....Evelyn Akhator
 Nov. 15, 2016.....Evelyn Akhator
 Dec. 6, 2016.....Makayla Epps
 Dec. 27, 2016.....Evelyn Akhator
 Jan. 17, 2017.....Evelyn Akhator

SEC FRESHMAN OF THE WEEK

Dec. 12, 2005.....Carly Ormerod
 Feb. 13, 2006.....Carly Ormerod
 Nov. 25, 2007.....Victoria Dunlap
 Dec. 30, 2007.....Amber Smith
 Jan. 13, 2008.....Victoria Dunlap
 Feb. 10, 2008.....Victoria Dunlap
 Nov. 30, 2009.....A'dia Mathies
 Jan. 25, 2010.....A'dia Mathies
 Feb. 15, 2010.....A'dia Mathies
 Jan. 17, 2011.....Bernisha Pinkett
 Jan. 24, 2011.....Jennifer O'Neill
 Nov. 14, 2011.....Bria Goss
 Dec. 6, 2011.....Bria Goss
 Jan. 16, 2012.....Bria Goss
 Feb. 20, 2012.....Bria Goss
 Dec. 16, 2013.....Linnae Harper
 Dec. 29, 2014.....Alexis Jennings
The SEC began a Freshman of the Week in 2005-06

SEC 1ST YEAR ACADEMIC HONOR ROLL

2005.....Carly Ormerod
 2005.....Oreonna Taylor
 2008.....Amber Smith
 2008.....Carly Morrow
 2011.....Katine Evans
 2011.....Jennifer O'Neill
 2013.....Janee Thompson
 2014.....Makayla Epps
 2014.....Linnae Harper
 2015.....Jaycee Coe
 2015.....Ivana Jakubcova
 2015.....Alexis Jennings
2015.....Alyssa Rice
 2016.....Evelyn Akhator
 2016.....Batouly Camara
2016.....Makenzie Cann
2016.....Maci Morris
2016.....Taylor Murray
2017.....Ogechi Anyagaligbo
2017.....LaShae Halsel
2017.....Paige Poffenberger
2017.....Jaida Roper

FRANK HAM SOCIETY OF CHARACTER

1999.....Tiffany Wait
 2000.....Katie Vieth
 2006.....Stephanie Stumbo
 2008.....Chanté Bowman
 2008.....Carly Ormerod
 2010.....Carly Morrow
 2013.....Kastine Evans
 2015.....Bria Goss
 2017.....Evelyn Akhator, Alyssa Rice



INDIVIDUAL HONORS

SEC COACH OF THE YEAR

- 2006.....Mickie DeMoss (AP and Coaches)
- 2010.....Matthew Mitchell (AP and Coaches)
- 2012.....Matthew Mitchell (AP)

SEC PLAYER OF THE YEAR

- 2010.....Victoria Dunlap (AP and Coaches)
- 2011.....Victoria Dunlap (AP)
- 2012.....A'dia Mathies (AP and Coaches)
- 2013.....A'dia Mathies (AP and Co-Coaches)

SEC FRESHMAN OF THE YEAR

- 2010.....A'dia Mathies (Coaches)
- 2012.....Bria Goss (AP and Coaches)

SEC 6TH WOMAN PLAYER OF THE YEAR

- 2012.....Keyla Snowden*
 - 2014.....Jennifer O'Neill*
 - 2015.....Jennifer O'Neill
- * Co-Player of the Year

SEC DEFENSIVE PLAYER OF THE YEAR

- 2011.....Victoria Dunlap

SEC ALL-DEFENSIVE TEAM

- 2010.....Victoria Dunlap
- 2011.....Victoria Dunlap
- 2011.....A'dia Mathies
- 2012.....A'dia Mathies
- 2013.....Samarie Walker

SEC SCHOLAR-ATHLETE OF THE YEAR

- 2008.....Chelsea Chowning

ALL-SEC (COACHES)

- 1982.....Valerie Still (First team)
- 1982.....Lea Wise (First team)
- 1983.....Valerie Still (First team)
- 1983.....Patty Jo Hedges (First team)
- 1984.....Leslie Nichols (First team)
- 1985.....Leslie Nichols (First team)
- 1986.....Leslie Nichols (First team)
- 1987.....Sandy Harding (First team)
- 1988.....Belitta Croley (First team)
- 1988.....Jodie Whitaker (Second team)
- 1989.....Jodie Whitaker (Second team)
- 1990.....Vanessa Foster-Sutton (First team)
- 1990.....Tracey Davis (Second team)
- 1991.....Stacy McIntyre (HM)
- 1992.....Stacy McIntyre (HM)
- 1993.....Jocelyn Mills (First team)
- 1993.....Stacey Reed (Second team)
- 1994.....Stacey Reed (First team)
- 1994.....Tedra Eberhart (Second team)
- 1995.....Stacey Reed (Second team)
- 1996.....Kim Denkins (Second team)
- 1998.....Jaye Barnes (Second team)
- 1999.....Laura Meadows (Second team)
- 1999.....Tiffany Wait (Second team)
- 2002.....SeSe Helm (Second team)
- 2004.....Sara Potts (Second team)
- 2005.....Sara Potts (Second team)
- 2006.....Samantha Mahoney (Second team)
- 2007.....Samantha Mahoney (Second team)
- 2007.....Sarah Elliott (Second team)
- 2008.....Samantha Mahoney (Second team)
- 2008.....Sarah Elliott (Second team)
- 2009.....Victoria Dunlap (Second team)
- 2009.....Eleia Roddy (Second team)
- 2010.....Victoria Dunlap (First team)
- 2010.....A'dia Mathies (Second team)
- 2011.....Victoria Dunlap (First team)
- 2011.....A'dia Mathies (Second team)
- 2012.....A'dia Mathies (First team)
- 2013.....A'dia Mathies (First team)
- 2013.....DeNesha Stallworth (First team)
- 2013.....Samarie Walker (Second team)



Makayla Epps is the second player in UK history to earn All-SEC honors three straight seasons.



Evelyn Akhator earned four All-SEC honors in her two years on campus.

- 2014.....Jennifer O'Neill (Second team)
- 2014.....DeNesha Stallworth (Second team)
- 2015.....Makayla Epps (First team)
- 2015.....Jennifer O'Neill (Second team)
- 2016.....Makayla Epps (First team)
- 2016.....Evelyn Akhator (Second team)
- 2016.....Janean Thompson (Second team)
- 2017.....Evelyn Akhator, Makayla Epps (First team)

HONORABLE MENTION (COACHES)

- 1991.....Stacy McIntyre
- 1992.....Stacy McIntyre

ALL-SEC (AP)

- 1982.....Valerie Still (First team)
- 1983.....Valerie Still (First team)
- 1983.....Patty Jo Hedges (First team)
- 1984.....Leslie Nichols (First team)
- 1985.....Leslie Nichols (First team)
- 1986.....Leslie Nichols (First team)
- 1987.....Sandy Harding (First team)
- 1988.....Belitta Croley (First team)
- 1990.....Vanessa Foster-Sutton (First team)
- 1993.....Jocelyn Mills (First team)
- 1994.....Stacey Reed (First team)
- 2001.....LaTonya McDole (HM)
- 2003.....Rita Adams (Third team)
- 2004.....Sara Potts (Second team)
- 2005.....Sara Potts (Second team)

- 2006.....Sarah Elliott (HM)
- 2006.....Jennifer Humphrey (HM)
- 2006.....Samantha Mahoney (HM)
- 2007.....Sarah Elliot (Second team)
- 2007.....Jennifer Humphrey (HM)
- 2007.....Samantha Mahoney (HM)
- 2008.....Samantha Mahoney (HM)
- 2009.....Victoria Dunlap (Second team)
- 2009.....Eleia Roddy (HM)
- 2010.....Victoria Dunlap (First team)
- 2011.....Victoria Dunlap (First team)
- 2011.....A'dia Mathies (HM)
- 2012.....A'dia Mathies (First team)
- 2012.....Bria Goss (HM)
- 2013.....A'dia Mathies (First team)
- 2013.....DeNesha Stallworth (Second team)
- 2014.....Jennifer O'Neill (HM)
- 2014.....DeNesha Stallworth (HM)
- 2015.....Makayla Epps (First team)
- 2015.....Jennifer O'Neill (HM)
- 2016.....Makayla Epps (First team)
- 2016.....Evelyn Akhator (Second team)
- 2016.....Janean Thompson (HM)
- 2017.....Makayla Epps (First team)
- 2017.....Evelyn Akhator (Second team)

Note: From 1989 to 1997 the Coaches All-SEC team was sponsored by The Tennessean. The Associated Press started their own All-SEC team in 1997.

SEC ALL-FRESHMAN TEAM

- 1989.....Kristi Cushenberry (First Team)
 - 1990.....Jocelyn Mills (HM)
 - 1998.....Laura Meadows
 - 2001.....Selia "SeSe" Helm
 - 2005.....Sarah Elliott
 - 2005.....Samantha Mahoney
 - 2006.....Carly Ormerod
 - 2008.....Victoria Dunlap *
 - 2008.....Amber Smith *
 - 2010.....A'dia Mathies *
 - 2011.....Bernisha Pinkett
 - 2012.....Bria Goss
 - 2014.....Linnae Harper
 - 2015.....Alexis Jennings
 - 2016.....Maci Morris
- * Unanimous selection

Note: The Tennessean sponsored the All-Freshman team from 1987 to 1997. The SEC did not honor a freshman team in 1999.

SEC ALL-TOURNAMENT TEAM

- 1980.....Valerie Still
- 1981.....Valerie Still
- 1982.....Valerie Still (MVP)
- 1982.....Patty Jo Hedges
- 1988.....Jodie Whitaker
- 1992.....Stacy McIntyre
- 2010.....Victoria Dunlap
- 2010.....A'dia Mathies
- 2011.....Victoria Dunlap
- 2012.....A'dia Mathies
- 2012.....Keyla Snowden
- 2013.....A'dia Mathies
- 2014.....Linnae Harper
- 2014.....DeNesha Stallworth
- 2015.....Makayla Epps
- 2016.....Makayla Epps
- 2017.....Evelyn Akhator, Makayla Epps

NCAA TOURNAMENT REGIONAL TEAMS

- 2010.....Victoria Dunlap (Kansas City)
- 2012.....Samarie Walker (Kingston)
- 2013.....Jennifer O'Neill (Bridgeport)

1,000 POINT CLUB



1. VALERIE STILL (6-1, CENTER, 1980-83) - 2,763

Year	GP/GS	FG-FGA	PCT	FT-FTA	PCT	REB-AVG	PTS-AVG	Blocks	Steals	Assists
1979-80	29-29	256-463	55.3	129-183	70.0	403-13.9	641-22.1	46	43	32
1980-81	30-30	260-447	58.1	108-154	70.1	329-10.9	628-20.9	53	64	37
1981-82	32-32	329-565	58.2	136-199	68.3	457-14.3	794-24.8	39	56	46
1982-83	28-28	273-456	59.9	154-212	72.6	336-12.0	700-25.0	18	38	24
Career	119-119	1118-1931	57.8	527-748	70.0	1525-12.8	2763-23.2	156	201	139



2. A'DIA MATHIES (5-9, GUARD, 2010-2013) - 2,014

Year	GP/GS	FG-FGA	PCT	3P-3PA	PCT	FT-FTA	PCT	REB-AVG	PTS-AVG	Blocks	Steals	Assists
2009-10	36/36	178-439	.405	31-107	.290	104-149	.698	174-4.8	491-13.6	22	93	87
2010-11	34-33	146-337	.433	22-66	.333	121-178	.680	159-4.7	435-12.8	12	71	89
2011-12	34-34	181-424	.427	51-135	.378	96-141	.681	175-5.1	509-15.0	21	87	93
2012-13	36-36	207-487	.425	73-173	.422	92-122	.754	162-4.5	579-16.1	15	69	80
Career	140-139	712-1687	.422	177-481	.368	413-590	.700	670-4.8	2014-14.4	70	320	349



3. VICTORIA DUNLAP (6-1, FORWARD, 2008-2011) - 1,846

Year	GP/GS	FG-FGA	PCT	3P-3PA	PCT	FT-FTA	PCT	REB-AVG	PTS-AVG	Blocks	Steals	Assists
07-08	33-33	100-228	.439	0-7	.000	40-101	.396	228-6.9	240-7.3	25	43	26
08-09	32-32	162-336	.482	2-8	.250	85-153	.556	290-9.1	411-12.8	38	57	32
09-10	35-35	228-459	.497	2-7	.286	175-254	.689	293-8.4	633-18.1	66	107	48
10-11	33-33	206-450	.458	5-12	.417	145-206	.704	288-8.7	562-17.0	49	100	49
Career	133-133	696-1473	.473	9-34	.265	445-714	.623	1099-8.3	1846-13.9	178	307	155



4. LESLIE NICHOLS (6-0, FORWARD, 1983-86) - 1,797

Year	GP/GS	FG-FGA	PCT	FT-FTA	PCT	REB-AVG	PTS-AVG	Blocks	Steals	Assists
1982-83	28-28	130-247	52.6	58-88	67.0	197-7.0	318-11.3	38	36	59
1983-84	27-25	208-379	54.9	80-97	82.5	218-8.0	496-18.4	11	64	80
1984-85	27-26	211-423	49.9	75-96	78.1	247-9.1	497-18.4	23	74	68
1985-86	29-29	208-399	52.1	70-87	80.4	215-7.4	486-16.7	30	104	116
Career	111-108	757-1448	52.3	283-368	76.9	877-7.9	1797-18.2	102	278	323



5. MAKAYLA EPPS (5-10, GUARD, 2014-2017) - 1,790

Year	GP/GS	FG-FGA	PCT	3P-3PA	PCT	FT-FTA	PCT	REB-AVG	PTS-AVG	Blocks	Steals	Assists
2013-14	34-1	56-116	.483	12-41	.293	31-46	.674	47-1.4	155-4.6	0	11	46
2014-15	34-22	184-414	.444	24-76	.316	114-165	.691	156-4.6	506-14.9	6	45	101
2015-16	32-32	207-438	.473	26-92	.283	106-146	.726	154-4.8	546-17.1	4	41	143
2016-17	33-33	221-481	.459	39-110	.355	102-134	.761	147-4.5	583-17.7	2	34	118
Career	133-88	688-1449	.461	101-319	.317	353-491	.719	504-3.8	1790-13.5	12	131	408



6. SAMANTHA MAHONEY (5-10, GUARD, 2005-2008) - 1,601

Year	GP/GS	FG-FGA	PCT	3P-3PA	PCT	FT-FTA	PCT	REB-AVG	PTS-AVG	Blocks	Steals	Assists
2004-05	34-27	127-296	.429	17-38	.447	91-145	.628	109-3.2	362-10.6	17	30	67
2005-06	31-27	134-346	.387	25-97	.258	77-103	.748	81-2.6	370-11.9	11	38	75
2006-07	34-34	148-388	.381	31-107	.290	94-136	.691	121-3.6	421-12.4	23	40	86
2007-08	33-33	151-406	.372	40-113	.354	106-161	.658	100-3.0	448-13.6	6	32	74
Career	132-121	560-1436	.390	113-355	.318	368-545	.675	411-3.1	1601/12.1	57	140	302



7. PAM BROWNING (6-0, CENTER, 1975-78) - 1,598

Year	GP/GS	FG-FGA	PCT	FT-FTA	PCT	REB-AVG	PTS-AVG	Steals	Assists
1974-75	26	Stats Not Available					297-11.4		
1975-76	20	Stats Not Available					268-13.4		
1976-77	26			196-263	74.5	13.5	663-25.5		
1977-78	35-31	127-293	43.3	112-160	70.0	229-7.4	366-11.8		52
Career	107						1598-14.9		





8. SARA POTTS (6-0, GUARD, 2002-05) - 1,563

Year	GP/GS	FG-FGA	PCT	3P-3PA	PCT	FT-FTA	PCT	REB-AVG	PTS-AVG	Blocks	Steals	Assists
2001-02	28-15	82-221	.371	50-147	.340	24-33	.727	63-2.3	238-8.5	3	22	39
2002-03	27-27	118-293	.403	74-163	.454	16-27	.593	104-3.9	326-12.1	6	33	46
2003-04	28-28	166-429	.387	66-186	.355	71-91	.780	183-6.5	469-16.8	2	38	51
2004-05	34-34	186-446	.417	81-223	.363	77-89	.865	179-5.3	530-15.6	6	40	40
Career	117-104	552-1389	.397	271-719	.377	188-240	.783	529-4.5	1563-13.4	17	133	176



9. SARAH ELLIOTT (6-6, CENTER, 2005-2008) - 1,502

Year	GP/GS	FG-FGA	PCT	3P-3PA	PCT	FT-FTA	PCT	REB-AVG	PTS-AVG	Blocks	Steals	Assists
2004-05	34-11	149-267	.558	0-0	.000	56-83	.675	185-5.4	354-10.4	49	11	13
2005-06	31-26	149-273	.546	0-1	.000	49-73	.671	183-5.9	347-11.2	40	13	34
2006-07	34-33	208-372	.559	0-0	.000	44-69	.638	237-7.0	460-13.5	50	10	26
2007-08	33-29	151-309	.489	0-0	.000	39-52	.750	195-5.9	341/10.3	56	16	29
Career	132-99	657-1221	.538	0-1	.000	88-277	.679	800-6.1	1502/11.4	195	50	102



10. ELISABETH LUKSCHU (6-4, CENTER, 1978-81) - 1,488

Year	GP/GS	FG-FGA	PCT	FT-FTA	PCT	REB-AVG	PTS-AVG	Blocks	Steals	Assists
1977-78	35-23	100-182	.55.0	42-70	58.6	142-6.2	242-10.5	-	-	3
1978-79	27-23	156-275	.56.7	88-122	72.1	192-7.1	400-14.8	22	34	35
1979-80	29-29	169-274	.61.7	104-147	71.0	201-6.9	442-15.2	13	23	24
1980-81	28-26	161-268	.60.0	82-121	67.7	187-6.6	404-14.7	20	20	20
Career	119-101	586-999	58.7	316-460	68.7	722-6.0	1488-12.5	-	-	82



11. SELIA "SESE" HELM (6-4, CENTER, 2001-2004) - 1,487

Year	GP/GS	FG-FGA	PCT	3P-3PA	PCT	FT-FTA	PCT	REB-AVG	PTS-AVG	Blocks	Steals	Assists
2000-01	24-21	115-246	.467	2-7	.286	62-72	.861	112-4.7	294-12.3	5	14	7
2001-02	29-29	198-388	.510	4-11	.364	92-115	.800	194-6.7	492-17.0	9	24	17
2002-03	27-26	122-251	.486	7-18	.389	58-79	.734	176-6.5	309-11.4	12	16	27
2003-04	28-27	155-310	.500	3-15	.200	79-103	.767	190-6.8	392-14.0	21	11	18
Career	108-103	590-1195	.494	16-51	.314	291-369	.789	672/6.2	1487-13.8	37	75	9



12. STACEY REED (5-7, GUARD, 1992-95) - 1,482

Year	GP/GS	FG-FGA	PCT	3P-3PA	PCT	FT-FTA	PCT	REB-AVG	PTS-AVG	Steals	Assists
1991-92	30-26	88-266	.33.1	30-114	26.3	62-83	74.7	88-2.9	268-8.9	69	90
1992-93	28-28	104-264	.39.4	65-168	38.7	45-56	80.4	112-4.0	318-11.4	68	101
1993-94	28-28	171-411	.41.6	44-135	32.6	123-162	75.9	191-6.8	509-18.2	97	138
1994-95	28-28	149-377	.39.5	37-131	28.2	52-69	75.4	190-6.8	387-13.8	75	113
Career	114-110	512-1318	38.0	176-548	32.0	282-370	76.0	581-5.1	1482-13.0	309	442



13. JENNIFER O'NEILL (5-6, GUARD, 2010-15) - 1,449

Year	GP/GS	FG-FGA	PCT	3P-3PA	PCT	FT-FTA	PCT	REB-AVG	PTS-AVG	Blocks	Steals	Assists
2010-11	30-3	49-146	.336	21-58	.362	34-46	.739	39-1.3	153-5.1	1	14	26
2012-13	35-32	132-335	.394	67-188	.356	50-70	.714	82-2.3	381-10.9	2	47	99
2013-14	35-3	138-358	.385	55-151	.364	110-157	.701	84-2.4	441-12.6	2	35	99
2014-15	33-20	153-416	.368	54-167	.323	114-158	.722	113-3.4	474-14.4	7	46	68
TOTAL	133-58	472-1255	.376	197-564	.349	308-431	.715	318-2.4	1449-10.9	12	142	292



14. TIFFANY WAIT (5-11, GUARD/FORWARD, 1996-2000) - 1,445

Year	GP/GS	FG-FGA	PCT	3P-3PA	PCT	FT-FTA	PCT	REB-AVG	PTS-AVG	Steals	Assists
1995-96	6-2	19-38	.50.0	8-22	36.4	24-32	75.0	10-1.7	70-11.7	8	10
1996-97	27-26	118-271	.43.5	16-41	39.0	82-110	75.5	107-4.0	335-12.4	42	103
1997-98	28-28	105-259	.40.5	16-51	31.4	98-119	82.4	81-2.9	324-11.6	48	75
1998-99	32-32	135-338	.39.9	46-110	41.8	121-149	81.2	103-3.2	437-13.7	33	93
1999-2000	29-29	90-236	.38.1	29-95	30.5	70-90	77.8	72-2.5	279-9.6	44	58
Career	122-117	467-1142	41.0	115-319	36.1	396-500	79.2	383-3.1	1445-11.8	175	339




15. JODIE WHITAKER (5-7, GUARD, 1986-89) - 1,433

Year	GP/GS	FG-FGA	PCT	3P-3PA	PCT	FT-FTA	PCT	REB-AVG	PTS-AVG	Steals	Assists
1985-86	26-20	123-234	52.6	-	-	33-39	84.6	56-2.1	279-10.7	40	119
1986-87	28-28	152-330	46.1	-	-	36-43	83.7	103-3.7	340-12.1	41	90
1987-88	29-29	164-419	39.1	48-126	38.1	80-92	87.0	133-4.6	456-15.7	44	177
1988-89	28-23	132-334	39.5	32-91	35.2	62-85	72.9	107-3.8	358-12.8	33	78
Career	111-100	571-1317	43.0	80-217	36.8	211-259	81.0	399-3.6	1433-12.9	158	464


16. KRISTI CUSHENBERRY (5-9, GUARD/FORWARD, 1989-92) - 1,358

Year	GP/GS	FG-FGA	PCT	3P-3PA	PCT	FT-FTA	PCT	REB-AVG	PTS-AVG	Steals	Assists
1988-89	28-26	129-268	48.1	18-35	51.4	85-100	85.0	109-3.9	361-12.9	2	52
1989-90	31-23	134-290	46.2	22-51	43.1	66-91	72.5	81-2.6	356-11.5	25	49
1990-91	29-29	108-258	41.9	36-99	36.4	67-86	77.9	88-3.0	319-11.0	31	63
1991-92	30-29	94-234	40.2	34-92	37.0	100-130	76.9	90-3.0	322-10.7	37	62
Career	118-107	465-1050	44.0	110-277	39.7	318-407	78.0	368-3.11	1358-11.5	95	226


17. BELITTA CROLEY (5-10, FORWARD, 1985-88) - 1,339

Year	GP/GS	FG-FGA	PCT	3P-3PA	PCT	FT-FTA	PCT	REB-AVG	PTS-AVG	Blocks	Steals	Assists
1984-85	16-3	44-103	42.7	-	-	26-32	81.2	65-4.1	114-7.1	3	21	14
1985-86	27-22	150-314	47.8	-	-	28-51	54.9	146-5.4	328-12.1	10	45	57
1986-87	28-28	209-409	51.1	-	-	77-98	78.6	198-7.1	495-17.7	16	73	56
1987-88	23-20	166-322	51.6	1-1	100.0	69-87	79.3	190-8.3	402-17.5	16	43	73
Career	94-73	569-1148	49.0	1-1	100.0	200-268	74.0	599-6.4	1339-14.2	45	182	200


18. BRIA GOSS (5-10, GUARD, 2011-15) - 1,318

Year	GP/GS	FG-FGA	PCT	3P-3PA	PCT	FT-FTA	PCT	REB-AVG	PTS-AVG	Blocks	Steals	Assists
2011-12	35-35	126-339	.372	34-103	.330	98-134	.731	141-4.0	384-11.0	2	50	52
2012-13	36-22	102-265	.385	28-100	.280	86-102	.843	105-2.9	318-8.8	4	57	44
2013-14	35-34	99-250	.396	32-90	.356	127-141	.901	143-4.1	357-10.2	10	39	46
2014-15	28-28	77-192	.401	18-73	.247	87-109	.798	111-4.0	259-9.3	8	40	34
Career	134-119	404-1046	.386	112-366	.306	398-486	.819	500-3.7	1318-9.8	24	186	176


19. STACY MCINTYRE (5-8, FORWARD, 1989-92) - 1,215

Year	GP/GS	FG-FGA	PCT	3P-3PA	PCT	FT-FTA	PCT	REB-AVG	PTS-AVG	Steals	Assists
1988-89	26-2	22-61	36.1	-	-	18-36	50.0	93-3.6	62-2.4	15	19
1989-90	31-24	88-230	38.3	2-13	15.4	58-90	64.4	147-4.7	236-7.6	44	71
1990-91	29-29	155-350	44.3	28-101	27.7	96-130	73.8	149-5.1	434-15.0	68	72
1991-92	30-30	162-337	48.1	35-99	35.4	124-160	77.5	148-4.9	483-16.1	62	49
Career	116-85	427-978	43.0	65-213	30.5	296-416	71.0	537-4.6	1215-10.5	189	211


20. MARIA DONHOFF (5-11, GUARD, 1978-81) - 1,187

Year	GP/GS	FG-FGA	PCT	FT-FTA	PCT	REB-AVG	PTS-AVG	Blocks	Steals	Assists
1977-78	33-35	165-370	45.0	83-131	63.4	199-6.0	413-12.5	-	-	35
1978-79	29-13	115-267	43.1	72-105	68.6	174-6.0	302-10.4	9	27	38
1979-80	29-29	86-205	42.0	52-71	73.2	152-5.2	224-7.7	7	28	42
1980-81	30-30	103-224	45.9	42-70	60.0	167-5.5	248-8.2	3	27	82
Career	121-107	469-1066	44.0	249-377	66.0	692-5.7	1187-9.8	-	-	197


21. LATONYA MCDOLE (6-1, FORWARD, 1999-2002) - 1,180

Year	GP/GS	FG-FGA	PCT	3P-3PA	PCT	FT-FTA	PCT	REB-AVG	PTS-AVG	Steals	Assists
1998-99	32-17	99-219	.452	5-21	.238	62-99	.626	175-5.5	265-8.3	40	44
1999-2000	29-29	127-292	.435	0-2	.000	81-129	.628	175-6.0	335-11.6	57	45
2000-01	27-25	140-292	.479	2-7	.286	63-116	.543	345/12.8	193-7.1	77	55
2001-02	29-29	104-235	.443	1-7	.143	26-62	.419	168-5.8	235-8.1	69	57
Career	117-100	470-1038	.453	8-37	.216	232-406	.571	711-6.1	1180-10.1	243	201





22. LEA WISE (5-7, GUARD, 1980-83) - 1,179

Year	GP/GS	FG-FGA	PCT	FT-FTA	PCT	REB-AVG	PTS-AVG	Blocks	Steals	Assists
1979-80	29-29	101-232	43.5	36-52	69.2	65-2.2	238-8.2	2	32	101
1980-81	31-29	96-224	42.8	39-51	76.4	63-2.0	231-7.4	5	47	104
1981-82	32-30	162-333	48.6	46-63	73.0	79-2.5	370-11.6	6	43	134
1982-83	28-28	139-295	47.1	62-77	80.5	66-2.3	340-12.1	3	36	125
Career	120-116	498-1084	45.0	183-243	75.3	273-2.3	1179-9.8	16	158	464



23. PATTY JO HEDGES (5-7, GUARD, 1980-83) - 1,176

Year	GP/GS	FG-FGA	PCT	FT-FTA	PCT	REB-AVG	PTS-AVG	Blocks	Steals	Assists
1979-80	29-19	88-212	41.5	40-53	75.5	63-2.2	216-7.4	16	60	141
1980-81	31-31	107-259	41.3	69-94	73.4	111-3.5	283-9.1	10	78	181
1981-82	32-31	122-322	37.8	80-116	68.9	134-4.2	324-10.1	8	61	209
1982-83	28-28	141-296	47.6	71-102	69.6	133-4.7	353-12.6	10	73	200
Career	120-109	458-1089	42.0	260-365	71.0	441-3.7	1176-9.8	44	272	731



24. JOCELYN MILLS (6-0, CENTER, 1990-93) - 1,170

Year	GP/GS	FG-FGA	PCT	3P-3PA	PCT	FT-FTA	PCT	REB-AVG	PTS-AVG	Steals	Assists
1989-90	28-7	92-181	50.8	-	-	56-78	71.8	132-4.7	240-8.6	24	16
1990-91	28-28	136-279	48.7	-	-	85-135	63.0	250-8.9	360-12.9	54	31
1991-92	19-4	47-115	40.9	-	-	44-65	67.7	111-5.8	138-7.3	16	15
1992-93	28-28	174-344	50.6	2-9	22.2	82-124	66.1	210-7.5	432-15.4	41	30
Career	103-67	449-919	48.0	2-9	22.2	267-40.2	66.0	703-6.8	1170-11.4	135	92



25. KAREN MOSLEY (6-3, FORWARD/CENTER, 1983-86) - 1,135

Year	GP/GS	FG-FGA	PCT	FT-FTA	PCT	REB-AVG	PTS-AVG	Blocks	Steals	Assists
1982-83	28-0	44-82	53.6	33-51	65.0	94-3.3	121-4.3	2	12	6
1983-84	28-15	148-286	51.7	58-71	81.7	186-6.6	354-12.6	11	23	30
1984-85	26-26	142-293	48.4	53-77	68.8	179-6.9	337-12.9	18	29	21
1985-86	27-23	136-248	54.8	51-73	69.9	174-6.4	323-12.0	16	28	31
Career	109-64	470-909	51.0	195-272	71.0	633-5.8	1135-10.4	47	92	88



26. JANET TIMPERMAN (5-10, GUARD/FORWARD, 1976-79) - 1,080

Year	GP/GS	FG-FGA	PCT	FT-FTA	PCT	REB-AVG	PTS-AVG	Steals	Assists
1975-76		Stats Not Available							
1976-77	-	-	-	-	-	9.5	12.6	-	-
1977-78	35-35	135-344	39.2	23-35	69.0	152-4.3	293.8.4	-	60
1978-79	29-27	112-284	39.4	31-40	77.5	136-4.7	255-8.8	52	52

Career: Complete career stats not available



27. TEDRA EBERHART (5-11, GUARD/FORWARD, 1991-94) - 1,071

Year	GP/GS	FG-FGA	PCT	3P-3PA	PCT	FT-FTA	PCT	REB-AVG	PTS-AVG	Blocks	Steals	Assists
1990-91	29-0	55-131	42.0	-	-	19-24	79.2	73-2.5	130-4.5	7	23	16
1991-92	29-1	77-173	44.5	-	-	38-51	74.5	84-2.9	211-7.3	4	38	15
1992-93	27-26	103-262	39.3	-	-	51-84	60.7	150-5.6	270-10.0	7	57	44
1993-94	28-28	168-367	45.8	38-101	37.6	86-113	76.1	180-6.4	460-16.4	11	70	64
Career	113-55	458-933	49.0	38-101	37.6	194-27.2	71.0	487-4.3	1071-9.5	29	188	139



28. KIM DENKINS (6-3, CENTER, 1995-98) - 1,057

Year	GP/GS	FG-FGA	PCT	FT-FTA	PCT	REB-AVG	PTS-AVG	Blocks	Steals	Assists
1994-95	27-9	56-131	42.7	35-48	72.9	142-5.3	147-5.4	16	25	17
1995-96	27-27	159-310	51.3	99-138	71.7	242-9.0	417-15.4	15	30	23
1996-97	25-21	88-199	44.2	71-94	75.5	193-7.7	247-9.9	13	25	31
1997-98	28-20	91-173	52.6	64-88	72.7	185-6.6	246-8.8	22	28	24
Career	107-77	394-813	48.0	269-368	73.0	762-7.1	1057-9.9	66	108	95





29. DEBBIE MILLER (6-1, GUARD, 1984-87) - 1,031

Year	GP/GS	FG-FGA	PCT	FT-FTA	PCT	REB-AVG	PTS-AVG	Blocks	Steals	Assists
1983-84	24-0	24-46	52.1	21-25	84.0	74-3.0	69-2.9	2	9	11
1984-85	28-27	73-149	49.0	53-66	80.3	151-5.4	199-7.1	22	30	29
1985-86	29-23	138-229	60.3	84-108	77.8	168-5.8	360-12.4	20	36	16
1986-87	28-28	161-275	58.5	81-101	80.2	223-8.0	403-14.4	22	37	27
Career	109-78	396-699	56.0	239-300	79.0	616-5.7	1031-8.5	66	112	83



30. JANEY THOMPSON (5-7, POINT GUARD, 2013-2016) - 1,024

Year	GP/GS	FG-FGA	PCT	3P-3PA	PCT	FT-FTA	PCT	REB-AVG	PTS-AVG	Blocks	Steals	Assists
2012-13	34-0	47-136	.346	12-40	.300	30-42	.714	33-1.0	136-4.0	1	21	31
2013-14	35-33	107-270	.396	15-58	.259	71-108	.657	73-2.1	300-8.6	1	39	107
2014-15	17-17	56-149	.376	9-31	.290	50-64	.781	78-2.4	171-10.1	3	29	52
2015-16	33-32	145-363	.399	56-144	.389	71-86	.826	78-2.4	417-12.6	3	35	157
Career	119-82	355-918	.387	92-273	.337	222-300	.740	232-1.9	1024-8.6	8	124	347



31. LAURA MEADOWS (6-3, FORWARD/GUARD, 1998-2000) - 1,024

Year	GP/GS	FG-FGA	PCT	3P-3PA	PCT	FT-FTA	PCT	REB-AVG	PTS-AVG	Blocks	Steals	Assists
1997-98	28-27	114-329	.347	43-129	.333	39-54	.722	162-5.8	310-11.1	35	47	93
1998-99	32-32	147-339	.434	31-94	.330	67-97	.691	195-6.1	392-12.3	33	42	93
1999-2000	29-21	140-271	.517	3-15	.200	39-68	.574	188-6.5	322-11.1	27	39	62
Career	89-80	401-939	.427	77-238	.324	145-219	.662	545-6.1	1024-11.5	95	128	248



32. SANDY HARDING (5-10, GUARD, 1984-87) - 1,023

Year	GP/GS	FG-FGA	PCT	FT-FTA	PCT	REB-AVG	PTS-AVG	Steals	Assists
1983-84	28-27	76-158	48.1	27-38	71.0	71-2.5	179-6.4	55	168
1984-85	27-25	84-181	46.4	60-74	81.1	58-2.1	228-8.4	52	170
1985-86	28-25	114-229	49.8	37-45	82.2	63-2.2	265-9.5	53	183
1986-87	28-28	151-287	52.6	49-67	73.1	99-3.5	351-12.5	64	185
Career	111-105	425-855	49.0	173-224	77.0	291-2.6	1023-9.2	224	70

Makayla Epps was honored before Kentucky's game vs. Arkansas on Feb. 21, 2016 with her 1,000-point club ball.



In her second to last game, Janey Thompson reached 1,000 career points and was presented a commemorative ball at the team banquet following the season.



KENTUCKY WOMEN'S BASKETBALL TIMELINE

Kentucky women's basketball has been recognized as having a spirited and winning tradition. It was in the early 1900s that women began playing the new game on "Miss Nettie's Lawn" in Lexington ... and so the tradition continues.

1902 — The very first University of Kentucky basketball team was organized. Women's basketball begins on the UK campus with its first game on Feb. 21, 1903.

1904 — C.P. St. John coached the 1904 team, leading it to a 2-0 record with victories vs. Georgetown (14-10) and Jessamine Female Institute (28-1).



1906 — The 1906 UK women's basketball team, then known as Kentucky State College. The team, coached by Thomson Bryant, played only one game vs. Georgetown and fell, 15-14.

1924 — The 1924 team, coached by Bart Peak, swept its 10-game schedule and claimed not only the championship of Kentucky, but the championship of the South.

1902

1903

1904

1906

1924

1974



1903 — The 1903 UK women's basketball team was coached by Jane Todd Watson, finishing 1-0 by defeating KU (now Transylvania), 16-10.

1924 — The University Senate passed a bill to abolish women's basketball in part because according to state politicians basketball had proven to be a strenuous sport for boys and therefore was too strenuous for girls.

1974 — After a 50-year absence, at the turn of the 70s, women's teams at UK once again began playing intercollegiate games.

1974 — Sue Feamster coached UK from 1971-74 before it gained varsity status in 1974. Women's basketball finally reached varsity status and the team is given the nickname "Lady Cats."



1976 — Feamster handed over the coaching reins to Debbie Yow, who compiled a 79-40 record in four seasons from 1976-1980. In 1979, Yow recruited Valerie Still, Patty Jo Hedges and Lea Wise, one of the best recruiting classes in UK women's basketball history.



1980 — Terry Hall arrived at UK in 1980 and was named the Kentucky Women's Intercollegiate Conference Coach of the Year in her first season at UK.

1983 — With the talented trio of Hedges, Still and Wise, Kentucky was ranked fourth twice during the '82-83 season and broke the national record for attendance at a women's collegiate game when 10,622 fans saw the Cats defeat Old Dominion, 80-66, in Memorial Coliseum on Feb. 5, 1983.



1977 — Lady Kat starting center Pam Browning became an All-American and compiled 1,598 points in her collegiate career. She ranks as the sixth-leading scorer at UK to this day.

1976

1977

1979

1980

1982

1983

1979 — The Lady Kats upset second-ranked Tennessee, 66-64, before 4,500 fans in Memorial Coliseum. The attendance got a big boost when the much-anticipated game between the school's men's teams later that evening was canceled because of snow.



1982 — The Cats captured the SEC^o Tournament title for the first time in school history with an 80-74 victory over Tennessee. Following the game, the huge home crowd stormed the court in a celebration that lasted nearly 30 minutes.

1982 — Lea Wise hit 15-of-16 outside shots against Illinois in an NCAA playoff game, helping the Cats win, 88-80. Wise, a Lexington product, also led the team in autograph and photo requests because of her flashy and productive court play and her resemblance to actress Farrah Fawcett.





1983 — Valerie Still became the all-time leading scorer (among men and women) in Kentucky basketball history with 2,763 points in 119 games, a record that still stands.

1983

1986

1986 — Kentucky served as the host to the NCAA women's Final Four in Rupp Arena.

1987 — Sharon Fanning is named the fourth head coach of the Lady Kats.



1987

1987 — The three-point goal is introduced to the women's game, proving to be an integral part of Kentucky basketball history for years to come.


1990

1990 — Under third-year coach Sharon Fanning, UK compiled a 23-8 record, edged into the top 25, and won three tournament titles, including an 85-76 come-from-behind victory over Toledo in the NWIT Championship.



1991 — UK scores one of the biggest upsets in the program's history with a 67-66 victory over intrastate rival and eventual NCAA runner-up Western Kentucky in Bowling Green.

1991



1991 — Kristi Cushenberry became a member of UK's 1,000-point club in 1991 and currently ranks 14th on the all-time scoring list.

1991 — One year after winning the NWIT, UK made its first NCAA appearance since 1985-86.



1993 — UK re-enters the AP Poll at No. 24 after claiming the Lady Kat Invitational title.

1995 — Bernadette Locke-Mattox is chosen as the fifth head coach of the Cats.



1995 — Stacey Reed graduates after four successful seasons at UK, leading the Cats in scoring both her junior and senior seasons, and assists and steals during all four years at Kentucky. Reed also broke UK's all-time career steals record with 309.



1999 — The Cats shucked the Nebraska Cornhuskers, 98-92, in the first round of the 1999 NCAA Tournament West Region in Los Angeles, Calif. UK scored a record-breaking 64 second-half points.

1996 — Kim Denkins was an All-SEC selection as a sophomore and now ranks No. 21 on the all-time scoring list.

1998 — Mattox is chosen to be an assistant coach for the USA Basketball World Championship team.

1991

1993

1995


1996

1998

1999



1991 — Togetherness proved to be a successful formula as UK posted a 20-9 record and made its first appearance in the NCAA Tournament since 1985-86.



1999 — Erica Jackson led the Cats in both assists and steals in her two seasons as a Wildcat.

1999 — The Cats turned heads by charting more than 20 wins for the first time in nine years and defeating three ranked opponents. After reaching the semifinals of the SEC Tournament, the Cats beat Nebraska in the first round of the NCAA Tournament before falling to UCLA in the second round.



1998 — Jaye Barnes led the Cats in scoring in 1998.





2000 — Shantia Owens becomes the first player from UK to be taken in the WNBA draft, selected 53rd by the Phoenix Mercury.

2003 — Valerie Still's jersey is retired at halftime of the UK-Alabama game at Memorial Coliseum, marking the first time in school history that a woman's jersey was retired.



2000 — Tiffany Wait broke a school record for most games played with 122, also surpassing Jodie Whitaker on the Cats' all-time scoring list with 1,445 points. She currently ranks 12th.



2003 — Within months of her hire, Mickie DeMoss and her staff hit the recruiting trail and signed one of the most highly touted recruiting classes in school history. Many dubbed the 6th-ranked class as the "Fab Five".

2000

2001

2003

2004

2001 — The Wildcats took a summer tour of France and Switzerland and returned home with an unblemished 5-0 record.

2004 — Kentucky celebrates 30 years of varsity women's basketball.



2003 — After 18 seasons as an assistant coach at Tennessee, Mickie DeMoss is named the sixth head coach of the UK women's basketball team.

2004 — Senior and Kentucky native Selia "SeSe" Helm ended her UK career etched in the record book in three different categories: scoring (5th), rebounding (8th) and field goals (3rd).



2004 — Enthusiasm generated by the hiring of the wildly popular Mickie DeMoss, combined with a brilliant and well-funded marketing plan, resulted in a staggering fan craze. Kentucky fans bought tickets at an unprecedented rate. UK ranked No. 1 nationally in increased attendance (3,488 more than the 2002-03 average), ranked No. 2 (behind perennial power Tennessee) in Southeastern Conference attendance, and was 16th nationally (5,182) in attendance average.



2005 — Freshman center Sarah Elliott scored a team-high 15 points to lead UK to a 71-63 win over 18th-ranked Georgia in Rupp Arena. It was UK Hoops' first win over a ranked opponent in five seasons and the first under second-year coach Mickie DeMoss. Elliott was named SEC Freshman of the Week after that performance, the first freshman to receive the honor in Wildcat history.

2005 — UK Coach Mickie DeMoss makes her first return to Thompson-Boling Arena in Knoxville, Tenn., where she first made a name for herself as a coach. DeMoss is presented with a glass vase by UT Coach Pat Summitt before a standing ovation.



2005 — UK completed the longest postseason run in school history by advancing to the 2005 WNIT final four. Sara Potts, who averaged 27.8 points per game during the four-game run was named to the All-Tournament team.

2004

2005

2004 — UK set new season attendance records in 2003-04, averaging 5,182 fans per game.



2005 — For the second consecutive season, the Wildcats broke the school's attendance record. A total of 90,663 fans passed through the turnstiles during the 2004-05 season, smashing the school's previous single-season attendance total of 72,553 set during the 2003-04 campaign.

2005 — Sara Potts concluded her illustrious career as the only player in UK women's basketball history to hit 200 or more 3-pointers in a career. She currently ranks eighth on the all-time scoring list (1,563 points).



2005 — Valerie Still was inducted into the charter class in the newly created UK Athletics Hall of Fame. She was the only female of the 88 inductees.



2006 — The Wildcats were ranked 21st in The Associated Press and 23rd in the USA Today/ESPN Coaches Poll for one week. UK's No. 21 ranking marked the highest ranking in the AP poll since receiving a No. 19 position on Feb. 10, 1985.



2006 — Kentucky became just the fourth unranked team in the history of NCAA women's basketball to knock off a No. 1 team when the Cats defeated top-ranked Tennessee, 66-63, on Jan. 26, 2006—Junior Jenny Pfeiffer led the Cats in scoring with 16 points, including 7-of-7 free-throws. Pfeiffer nailed the game-winning free-throws with 14.8 seconds remaining and junior Nastassia Alcius added two charity shots in the waning seconds of the game to ice the victory. It was Kentucky's first win over the Lady Vols in 20 years.



2006



2006 — A then school-record attendance of 13,689 fans witnessed Kentucky upset No. 1 Tennessee in Rupp Arena.



2006 — Sophomore Samantha Mahoney was Kentucky's leading scorer in 2005-06, averaging 11.9 ppg. She currently ranks fifth on UK's all-time scoring list with 1,601 career points.

2006 — DeMoss piloted a team that went from winning a combined 20 games in the two years prior to her arrival in 2003, to a record-breaking regular season that included the most wins (22) since 1989-90, the most conference wins in school history (nine), the highest conference finish (fourth) in 23 years, an appearance in the SEC Tournament semifinals for the first time in seven years, and UK's first bid in the NCAA Tournament in seven years with its highest seed (fifth) since 1983.



2006 — DeMoss was named the SEC Coach of the Year by the SEC coaches and The Associated Press, UK's first in school history.



2007 — During halftime of the UK vs. Ole Miss game on Jan. 17, a special ceremony took place as 571 fallen soldiers from Kentucky were honored. Since its completion in 1950, Memorial Coliseum has borne the names of thousands of Kentucky's war dead. But the lists of names – framed and hung on the walls of the ramps along two sides of the coliseum – had not been updated since the end of the Vietnam War. Their names were added to those of their predecessors during the ceremony. A season-high 7,565 fans and family members of the fallen soldiers witnessed the special event in Memorial Coliseum.



2007 — Coach Matthew Mitchell earned his first win as the head coach at Kentucky when the Wildcats defeated USC-Upstate in the season opener, 74-59, on Nov. 10, 2007.

2007 — After four seasons at the helm, Mickie DeMoss resigned April 11 as head coach. She compiled an overall record of 71-56 at Kentucky, including a 20-14 mark during the 2006-07 season.



2007 — Matthew Mitchell was named the seventh head coach in UK Hoops history on April 23, 2007. He was welcomed by UK President Dr. Lee T. Todd, Jr. and Athletics Director Mitch Barnhart.

2008 — Kentucky charted eight wins during regular season Southeastern Conference play, marking the second-most league wins in school history. In his first season as head coach of the Wildcats, Matthew Mitchell's eight SEC wins were the most conference wins by a first-year head coach in UK Hoops history.

2007

2008



2007 — Jennifer Humphrey pulled down 964 career rebounds, becoming just the second Wildcat in UK history to chart over 900 rebounds in a career. Former All-American Valerie Still (1,525 rebounds) is the other Wildcat to accomplish the feat.

2008 — A school-record five Wildcats earned postseason SEC honors. Samantha Mahoney and Sarah Elliott were named to the second team, Victoria Dunlap and Amber Smith were selected to the All-Freshman Team and Chelsea Chowning was named the SEC Scholar Athlete of the Year. Elliott and Mahoney also were named honorable mention All-SEC by The Associated Press.

2008 — Chelsea Chowning became the first women's basketball player in school history to earn Academic All-America honors when she was named to the 2008 ESPN The Magazine Academic All-America Third Team as selected by the College Sports Information Directors of America (CoSIDA).



2008 — The Wildcats participated in a school-record fourth consecutive postseason tournament with a quarterfinals finish in the WNIT. UK received a first-round bye and defeated Middle Tennessee and James Madison in Memorial Coliseum before narrowly falling to eventual champion Marquette in the quarterfinals in Lexington.



2008 — Samantha Mahoney scored a career-high 30 points in the post-season WNIT vs. James Madison and become UK's third all-time leading scorer. She ended her illustrious career with 1,601 points.



2008 — Senior center Sarah Elliott became UK's all-time leading blocker. She holds the school record for blocks in a game (6), season (56), and career (195).

2009 — Kentucky defeated No. 13/19 Tennessee, 66-56, on Feb. 19, 2009. It marked the Cats' first win over the Lady Vols in Memorial Coliseum in 23 years (Jan. 24, 1986).



2009 — Senior Carly Ormerod ended her illustrious career ranked on several career lists including, 3-pointers made (8th - 101), 3-pointers attempted (7th - 315), 3-pt field goal percentage (10th - .321) and assists per game (9th - 2.92).

2009 — Sophomore Victoria Dunlap totaled a team-high 290 rebounds which ranks seventh on UK's single-season rebounding list.

2009 — Senior center Eleia Roddy recorded 12 double-doubles during her senior season. With seven consecutive double-doubles, she became just the fourth player in school history and first since Jocelyn Mills in 1991 to record double-doubles in four or more straight games. She and former UK All-American Valerie Still are the only players in school history to have recorded five or more consecutive double-doubles.

2009

2008 — Seniors Chanté Bowman, Sarah Elliott, and Samantha Mahoney will forever leave a mark on the program as they helped UK appear in four straight postseason tournaments and ink several "firsts" in UK Hoops history in their four-year career.



2009 — Matthew Mitchell became the first Kentucky head coach since Terry Hall in the 80-81 & 81-82 seasons to advance to postseason in the first two years at the helm.

2009 — UK was the only school in the SEC to boast two or more graduates on its roster (Carly Ormerod and Eleia Roddy) during the 2008-09 season. Ormerod graduated an entire year early while Roddy graduated a semester ahead of schedule.



2009 — UK opened “Year Three” of the Matthew Mitchell era with the first game of the women’s collegiate basketball season against first-time opponent Boston in Memorial Coliseum. The Cats went on to win 92-58, the first of a school-record tying 11 straight wins to start the 2009-10 season.



2009 — UK defeated intrastate rival Louisville, 101-67, in front of the eighth-largest crowd in Memorial Coliseum. The Cats set the school record for free throws made (36) and attempted (52) in a game.

2010 — Hardly on anyone’s radar in the preseason, UK quickly caught the rapt attention of Wildcat fans and foes alike on its way to rolling up a school-record 28 wins, including 11 in conference play, reaching the finals of the SEC Tournament and advancing to the NCAA Regional finals.



2010 — UK, which received a No. 4 seed, advanced to the NCAA Elite Eight for just the second time in program history after upsetting top-seeded and ninth-ranked Nebraska in the Sweet 16.

2010 — Kentucky made its school-record sixth consecutive postseason appearance with their seventh overall bid to the NCAA Tournament.

2010 — UK finished with a national ranking of ninth in the USA Today/ESPN Coaches Poll and 19th in the AP poll.

2009

2010

2010 — The Cats went undefeated at home (17-0) for just the second time in school history. The 17 wins in Memorial Coliseum were a school record.



2010 — Junior Victoria Dunlap was named UK’s first SEC Player of the Year by the AP and league coaches. She also became just the second player in UK history to earn State Farm/WBCA (formerly Kodak) All-America honors, joining three-time All-American Valerie Still.

2010 — Freshman guard A’dia Mathies was named UK’s first SEC Freshman of the Year by the league coaches. She also earned Full-Court Press Second Team Freshman All-America honors and was Second Team All-SEC as well as being a unanimous choice for the All-SEC Freshman Team.

2010 — UK ranked among the top 20 in four different team categories in the NCAA statistical rankings, including third nationally in turnover margin (+7.33).



2010 — UK became just the second school in SEC history to sweep all three of the major SEC awards as Victoria Dunlap was SEC Player of the Year, A’dia Mathies was SEC Freshman of the Year and Matthew Mitchell was named SEC Coach of the Year. Tennessee did it prior to its 1998 national title.



2011 — The Wildcats charted their second straight 20-win season, marking the first time UK accomplished that feat since the 2005-06 and 2006-07 seasons.


2011 — UK finished second in the SEC regular season and was runner-up in the SEC Tournament for the second straight season.

2011 — The Wildcats made their school-record seventh consecutive postseason appearance with a second-round finish in the NCAA Tournament. It marked UK's first back-to-back NCAA appearances since the 1982-83 seasons.



2011 — Victoria Dunlap was the highest pick in the WNBA Draft in school history when she was selected in the first round as the 11th overall pick by the Washington Mystics in 2011.

2011



2011 — The Cats finished No. 17 in the final AP poll and No. 16 in final USA Today/ESPN coaches' poll. It marked the highest final AP ranking since the Wildcats finished 11th in 1983.

2011 — Victoria Dunlap ended her career ranked in the top 10 of 14 career lists, including No. 1 in all-time games played and started (133) and No. 2 all-time in scoring (1,846), rebounding (1,099), blocks (178), steals (307), free-throws made (445) and free-throws attempted (714).



2011 — For the first time in three years, the Wildcats returned to Rupp Arena on Dec 8, 2011. The Wildcats looked comfortable in their second home as they upset No. 6/5 Duke, 72-65, in front of a school-record 14,508 fans. Freshmen Bria Goss and Azia Bishop teamed up to combine for 31 points, 14 rebounds, four blocks and four steals on 15-24 shooting from the field. After defeating No. 10/11 Louisville just days before, the Duke win gave the Wildcats their first back-to-back wins over top 10 teams in school history.



2012 — A’dia Mathies turned in one of the most impressive individual performances in UK Hoops history, netting a career-best 34 points to go along with nine rebounds, two assists, two blocks and two steals in Kentucky’s 61-60 win over No. 6/7 Tennessee in Memorial Coliseum. Mathies hit the game winner with 4.2 seconds remaining to snap the Lady Vols’ 36-game SEC winning streak.



2012 — UK earned several postseason SEC honors as Matthew Mitchell was named SEC Coach of the Year by The Associated Press, A’dia Mathies was named SEC Player of the Year (Coaches and AP), Bria Goss was SEC Freshman of the Year (Coaches and AP) and Keyla Snowden was Co-6th Woman of the Year (Coaches). UK is the only SEC school to ever win three consecutive AP SEC Players of the Year honors. Victoria Dunlap was the AP SEC Player of the Year in 2010 and 2011, while Mathies was the 2012 AP SEC Player of the Year.

2012 — UK’s defense, dubbed “40 minutes of dread,” forced a school-record and NCAA-high 939 turnovers. The Cats forced Arkansas-Pine Bluff into a school-record 49 miscues.

2012 — UK tied the school record for wins at 28. The record was set in 2009-10. UK also won a school-record 13 SEC games.



2012 — Kentucky completed one of the most successful seasons in school history with a 28-7 overall record, including an 18-0 mark at home, and an appearance in the Elite Eight for the second time in three years. The Wildcats defeated McNeese State, Green Bay and Gonzaga before falling to No. 3 Connecticut in the NCAA Regional Finals. Samarie Walker was named to the All-Regional Tournament team after averaging 13.3 points and 10.8 rebounds in four NCAA Tournament games.

2012



2012 — A’dia Mathies became the 28th member of UK’s 1,000-point club and was named UK’s third straight SEC Player of the Year.

2012 — Kentucky defeated Mississippi State on Feb. 26, 76-40, giving the Wildcats their school-record 13th conference win and the outright SEC regular season championship, their first since 1982. UK charted an SEC-high 20 steals in the game, while forcing 33 turnovers. Ten players scored at least two points, led by A’dia Mathies and Bernisha Pinkett with 13 points apiece.



2012 — The Cats finished No. 12 in the final AP poll & No. 8 in final USA Today/ESPN coaches’ poll. It marked the highest final AP ranking since finishing 11th in 1983 and the highest final ranking in the coaches’ poll in school history.





2012 — The attendance of 18,488 vs. DePaul in Rupp Arena on Dec. 7, 2012 set a new school record.

2013 — Three players were honored by the SEC, including Mathies, who was named the 2013 SEC Co-Player of the Year along with Tennessee's Meighan Simmons. Stallworth joined Mathies on the All-SEC First Team, while junior forward/center Samarie Walker was named to the All-SEC Second Team and All-Defensive Team. Mathies was also named AP SEC Player of the Year, becoming the first player to win back-to-back SEC Player of the Year honors from the league coaches since Seimone Augustus of LSU earned it in 2005 and 2006.



2013 — A'dia Mathies and Brittany Henderson became the winningest class in school history with a 111-30 (.787) overall record, including a 64-3 (95.5) mark at home, and the first to go to four straight NCAA Tournaments.

2013 — Mathies set UK's all-time steals record with 320. The previous record was 309 by Stacey Reed from 1991-95.

2013

2013 — Coach Matthew Mitchell became UK's all-time winningest coach on March 3 with a 78-65 win over No. 8 Tennessee.



2013 — UK set school records for consecutive wins (17), consecutive home wins (34), 3-point field goals made (240), 3-point field goals attempted (731), blocks (181) and steals (429) in a single season.



2013 — The Wildcats won a school-record 30 games, charted 25-plus wins for a school-record fourth straight season, advanced to the NCAA Tournament for a school-record fourth straight season, including second consecutive Elite Eight appearance and third in the last four seasons.



2013 — Senior A’dia Mathies concluded her outstanding career ranked in the top 10 of 13 career lists, including second in scoring. She became just the fifth player in UK history, men or women, to reach 2,000 career points, joining Wildcat greats Dan Issel (2,138, 1967-70), Kenny “Sky” Walker (2,080, 1982-86), Jack “Goose” Givens (2,038, 1974-78) and UK Hoops’ all-time leading scorer Valerie Still (2,763, 1979-83).



2013 — Mathies was chosen as the 10th overall pick in the WNBA draft by the Los Angeles Sparks, becoming the highest draft pick in school history and UK’s second first-round pick in the last three seasons.

2013 — A school-record 23,706 fans attended UK’s game vs. No. 2 Duke on Dec. 22, 2013, besting the previous high of 18,422 set vs. DePaul on Dec. 7, 2012. The attendance marked the largest crowd ever to see a college women’s hoops game in the Commonwealth and the fifth-largest crowd in NCAA history. It marked the first sellout in Rupp Arena for a women’s basketball and UK’s second sellout of the season. UK’s game vs. Louisville on Dec. 1 in Memorial Coliseum also was a sellout.



2013

2014 — Junior point guard Jennifer O’Neill came off the bench vs. Baylor to net a school-record 43 points on 14-of-31 shooting, netting 33 in the second half and overtime periods. The Co-SEC 6th Woman of the Year led the team in scoring for the season with 12.6 ppg.



2014 — Playing in a double-header with the UK men’s team in the Dallas Cowboys’ AT&T Stadium in Arlington, Texas, the Wildcats defeated Baylor in a four overtime thriller, 133-130. The 263 combined points set a new NCAA record, besting the previous high for a Division I women’s game of 252 points in SMU’s 127-125 win over TCU, also in four overtimes, on Jan. 25, 1997. The Wildcats also won consecutive games against top-10 teams for the first time in school history and set school records for points (133), free-throws made (49) and free-throws attempted (66).



2013 — UK ended the regular season at No. 7 in both The Associated Press poll and the 31-member Board of Coaches poll. It marked the highest rankings in the final polls in school history.

2013 — Kentucky won a school-record tying 13 games in South-eastern Conference play and advanced to the SEC Tournament championship game for the third time in the last four years.





2014 — Junior point guard Jennifer O'Neill scored six of her game-high 24 points in the closing minutes of the game to give No. 18 Kentucky a 75-71 win over No. 8 Tennessee on Feb. 16, marking the Wildcats' first win in Knoxville since 1985 and first-ever win in Thompson-Boling Arena.



2014 — The Wildcats finished 26-9, becoming one of just 10 programs to chart 25 or more wins in five straight seasons.



2014 — Senior forward DeNesha Stallworth was selected as the 25th overall pick in the 2014 WNBA draft by the Connecticut Sun. She was the fourth Wildcat to be drafted in the WNBA, including third in the last four years.

2014 — With a school-record and NCAA Tournament record 67 rebounds vs. Wright State in the opening round and 38 rebounds vs. Syracuse, UK broke the school record for rebounds in a single season of 1,513, surpassing the 1977-78 team who grabbed 1,426.

2014

2014 — Kentucky advanced to its fourth Sweet 16 in the last five years with wins over Wright State and Syracuse in the opening rounds.

2014 — Junior guard Bria Goss set a single-season record for free-throw shooting percentage, netting an SEC-high .901 percent (127-of-141).



2014 — UK averaged a school-record 6,727 fans per game, a mark that ranked ninth nationally. UK also drew 121,089 fans for its 18 home games, the highest total attendance in school history.

2014 — Kentucky charted its fourth-straight victory over intrastate rival Louisville on Dec. 7, including second straight over the Cards in the KFC Yum! Center, 77-68.



2014 — It was another epic battle between Kentucky and Baylor as the Wildcats clawed back from a 14-point, second-half deficit to defeat the Lady Bears in Rupp Arena in front of the school's second-highest crowd in school history (22,075) on Nov. 17.



2014 — Senior Jennifer O'Neill became the 30th member of UK's 1,000-point club on Nov. 17 vs. Baylor. She ended her career at No. 12 (1,449).



2014 — After falling to Illinois in the opening game, UK battled back from nine-point first-half deficits vs. Oklahoma and South Florida to win the 2014 Paradise Jam Reef Division in St. Thomas, Virgin Islands. Sophomore guard Makayla Epps was named Most Valuable Player of the round-robin event, while senior guard Jennifer O'Neill was named to the All-Tournament Team.

2014 — Kentucky's 367-game streak with a 3-pointer came to an end vs. Illinois (0-of-6) on Nov. 27, 2014.

2014 — Kentucky charted its fourth-straight victory over intrastate rival Louisville on Dec. 7, including second straight over the Cards in the KFC Yum! Center, 77-68.

2015 — UK ranked seventh nationally in average attendance with 6,379 fans per game, its second straight season in the top 10 and the highest since leading the nation in 1982-83.

2014

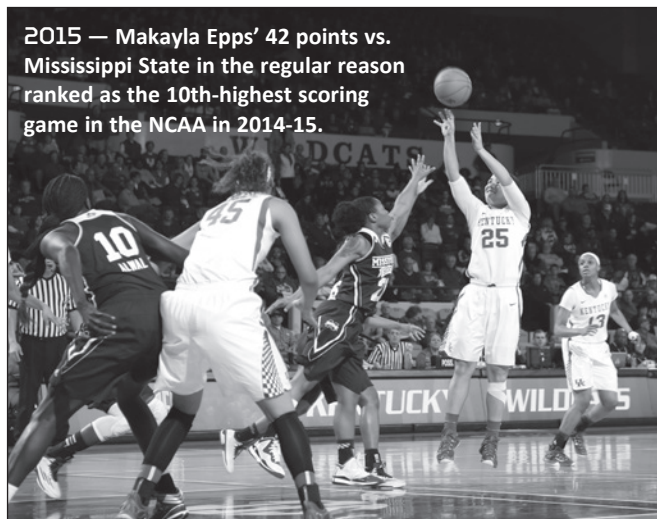
2015

2014 — Kentucky's 367-game streak with a 3-pointer came to an end vs. Illinois (0-of-6) on Nov. 27, 2014.

2015 — Senior guard Bria Goss was named to the Allstate Women's Basketball Coaches Association Good Works Team, one of 10 student-athletes; five from the NCAA® Division I and five from NCAA Divisions II, III and the NAIA. She was the second Wildcat to be named to the team as Kastine Evans was honored in 2014.



2015 — Makayla Epps' 42 points vs. Mississippi State in the regular season ranked as the 10th-highest scoring game in the NCAA in 2014-15.



2015 — UK's four seniors (Azia Bishop, Bria Goss, Jennifer O'Neill and Jelleah Sidney) became the winningest class in school history with 108 wins.

2015 — UK won 20-plus games for a school-record sixth straight season.



2015 — Standing at just 5-foot-8, Linnae Harper was the shortest player to lead UK in rebounding in school history. She also was the only player in the nation to stand at 5-8 or under and average more than 7.0 rpg. She became the first guard to grab a team-high rebounding mark since Stacey Reed in 1994-95 and all seven of her career double-doubles came this season, including four in SEC play.



2015 — Four Wildcats earned SEC postseason awards as senior guard Jennifer O'Neill was SEC Sixth Woman of the Year for the second straight season, and was named to the All-SEC Second Team. Sophomore point guard Makayla Epps was an All-SEC First Team selection, while fellow sophomore Linnae Harper was named to the All-SEC Defensive Team. Freshman forward/center Alexis Jennings was named to the SEC All-Freshman Team.



2015 — UK snapped a three-game losing skid to USC and defeated No. 2 South Carolina on Senior Day, 67-56. The Cats held USC to a season-low 32.3 percent shooting, marking UK's first win over the nation's No. 2 team. Senior Jennifer O'Neill led the team with 15 points and eight rebounds.

2015



2015 — Kentucky was selected to host the First and Second Rounds of the NCAA Tournament in Memorial Coliseum for the second straight season. The Cats defeated Tennessee State before falling to Dayton in the second round.

2015 — The Cats finished No. 11 in the final AP poll and No. 16 in the final USA Today Sports coaches' poll. The rankings continued UK's school record streak of being ranked. UK was one of three programs (the others are Maryland and Notre Dame) to have both its men's and women's basketball teams ranked in top 15 of the AP poll.



2015 — Kentucky started its 2015-16 season with 11 straight wins, including defeating several ranked teams during that stretch in No. 15/15 Arizona State, No. 13/11 Duke and Louisville, who was receiving votes at the time UK played them. UK's 11-0 start was the first time the Wildcats have started a season 11-0 since 2013-14. UK has only had two other seasons in which it started out with 11 consecutive victories (2009-10, 2013-14). All three are under Mitchell.



2015

Nov. 18, 2015— Makayla Epps scored 21 points with 11 rebounds and 12 assists against Morehead State on Nov. 18, 2015 to record the second triple-double in program history. The first triple-double was Feb. 14, 1986 when Leslie Nichols scored 18 points with 13 rebounds and 11 steals. Epps' triple-double is the first of the points-rebounds-assists variety.



2016 — Makayla Epps became the 31st player in school history to reach 1,000 career points on Thursday, Feb. 4 when Kentucky played at South Carolina.

2016

2016 — UK not only hosted the first and second rounds of the NCAA Tournament inside Memorial Coliseum in 2016, but Rupp Arena hosted an NCAA Regional in 2016 and the Wildcats were selected to play in the Lexington Regional. UK fell to Washington in the Sweet 16, however, Rupp Arena will also host an NCAA Regional in 2017 and 2018.



UK ranked 8th in the nation in average attendance with 6,454 — 2016 fans per game. It was the second-best mark in program history.

2015 — Matthew Mitchell won his 200th game at UK on Nov. 29 vs. Jackson State when the Wildcats def. JSU 92-24 in Memorial Coliseum.

2016 — Janee Thompson scored 16 points against Oklahoma in the second round of the NCAA Tournament to become the 32nd player in program history to reach 1,000 career points.



2016 — Senior forward Evelyn Akhator started the 2016-17 season off in style with four straight double-doubles becoming only the sixth player in program history to record four straight double-doubles in a single season. Akhator ended her career with 31 double-doubles to rank tied for third most in program history overall. She also ended her career second all-time in rebounding average (10.1) and eighth all-time in scoring average (13.7).



2016 — Behind 30 points from Makayla Epps and an impressive team field-goal percentage of .492 the Wildcats took down No. 12 Oklahoma inside Memorial Coliseum as part of the SEC/Big 12 Challenge.

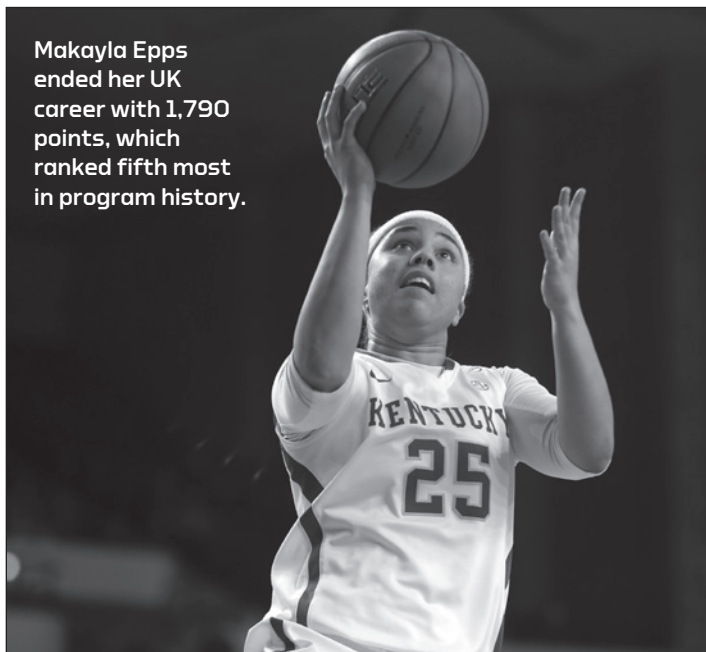


2017 — Kentucky was tabbed a No. 4 seed in the 2017 NCAA Tournament, marking its school-record eighth straight appearance in the event. UK was also selected to host the first and second rounds inside Memorial Coliseum for the fourth straight season.



2017

Makayla Epps ended her UK career with 1,790 points, which ranked fifth most in program history.



2017 — #ONE to Remember: Behind seniors Makayla Epps and Evelyn Akhator, UK defeated No. 3 Mississippi State on Senior Night inside Memorial Coliseum. The seniors scored 28 of the team's final 30 points, including an offensive putback by Epps with seconds left in overtime. The win was Kentucky's eighth straight win on Senior Night and the second time in the last three seasons that UK has defeated a top-three team on Senior Night.



FOR THE
MEDIA

MEDIA POLICIES

CREDENTIAL REQUESTS

Current season credentials previously issued for football and/or men's basketball, will be accepted for use in covering home Kentucky women's basketball games. If you do not have season credentials for football or men's basketball but wish to cover UK Hoops throughout the season, e-mail your season credential requests to:

Evan Crane
Assistant Director of Media Relations
e-mail: wesley.crane@uky.edu

SEC CREDENTIAL POLICY

By accepting or using a media credential ("Credential") for access to any game or athletic contest sponsored or hosted by the Southeastern Conference (the "SEC") or by any one or more of its member institutions (herein an "Event" or the "Events") each person and entity issued such a Credential (herein referred to, along with the employer of each such person, collectively as a "Bearer") agrees to the following terms and conditions:

GENERAL

Each Bearer must be and hereby represents that he or she is acting on a specific assignment for an accredited media agency and has a legitimate working function in connection with the Event attended. The Credential is not transferable and may be revoked at any time.

The rights and privileges granted to Bearer may be terminated if any term or condition for use of the Credential is breached. The unauthorized use of the Credential subjects the Bearer to ejection from the Event.

While within the Event venue, Bearer shall, at all times, adhere to the policies in place for the Event, abide by and respect access limitations, and accept and follow directions provided by the SEC or the SEC member institution(s) hosting the Event.

Bearer assumes all risks incidental to the performance by the Bearer of Bearer's services in connection with the Event and assumes all risks incidental to each Event, whether occurring before, during or after the actual playing of the Event, and agrees that the SEC, its member institutions, and their respective agents, employees, directors, officers, student-athletes, coaches, and contractors shall not be liable for bodily injury, property damage or theft losses suffered or incurred by Bearer at the Event.

Bearer understands that sports contests are physical, and that in the normal course of play it is possible for balls, players, or other objects to leave the court, track, course, or field of play and impact spectators. Bearer hereby waives and releases any and all Claims (as defined below) against the SEC and its member institutions arising directly or indi-

rectly from any such injury, including those attributable to their negligence or that of their agents.

In the event that the name or likeness of Bearer is included in any broadcast, telecast, photograph, film, video or other media taken in connection with any Event, Bearer grants the SEC (or, if the media is controlled by a SEC member, grants such SEC member) the nonexclusive, transferable, perpetual right and license to use (and to sub-license the use of) such name and likeness in any media worldwide whether now known or thereafter devised.

Bearer agrees to indemnify and save harmless the SEC, its member institutions, and their respective agents, employees, directors, officers, student-athletes, coaches, and contractors, of and from any and all claims, liabilities, demands and causes of action asserted by persons and entities other than the SEC and its member institutions (jointly "Claims") arising out of any act or omission, or anything done or purported to have been done, by Bearer, including but not limited to Claims arising from Bearer's breach of any term or condition hereof. With respect to any Claim that might give rise to liability of the Bearer as an indemnity, the indemnified party shall: (a) have the right to fully participate in the litigation of such claim with counsel selected by the indemnified party at the sole expense of the Bearer, and (b) not be obligated, without its consent, to participate in any settlement of such Claim.

SEC REAL-TIME INTERNET POLICY

By acceptance and use of an SEC media credential, the holder agrees to the following conditions for any and all athletic events hosted by the SEC and its member institutions:

1. The SEC and its member institutions grant a media organization a limited license to use certain gathered information on the media organization's own Internet or online site beginning at the start of an athletic event and up to the conclusion of such event, all subject to the following limitations and conditions:

- (a) No more than 10 still photographs may be used for news coverage of the game and other editorial purposes during the event.
 - (b) Video tape may only be shown as part of a single, non-archived, online "simulcast" of a television station's regularly-scheduled news program.
 - (c) While a game is in progress, the use of textual statistical information is time-delayed and limited in amount (e.g., updates pertaining to score, injuries and national, conference or institutional record-breaking performances, a condensed half-time story) so that an organization's Internet or online game coverage does not undercut the authorized and rights-paying fee organization's rights to play-by-play accounts of the game and/or exclusivity as to such rights.
2. Any proposed media use on an Internet or online sight of the game information that is more detailed and/or more than described above will require separate written authorization by the SEC and/or its member institutions. However, such written authorization will not permit the use of game information in entertainment contexts and will not authorize game coverage that, due to immediacy or detail, constitutes or approaches a play-by-play account of a game.
 3. Should any of these conditions be breached, the SEC and/or its member institutions will issue a written warning for the first violation. If this violation occurs during the last game of the institutions' regularly-scheduled season, the media organization may not be credentialed for the SEC Tournament. A second violation of this policy will result in revocation of credentials to cover future basketball games hosted by the SEC and/or its member institutions.



MEDIA PROCEDURES

MEDIA SERVICES

Interview Policies-General — All interviews with Kentucky women’s basketball players or staff members must be arranged through the Media Relations office. Media should never contact a player or coach directly. In accordance with NCAA time management legislation, player interview requests must be submitted by Sunday at noon for the following week. Team locker rooms, and other team quarters are private team areas. Media members are not permitted in these areas unless accompanied by appropriate University personnel.

Practice — Practice will be in the afternoons Tuesday/Thursday/Friday and mornings Monday/Wednesday during the fall semester on the women’s court of the Joe Craft Center. Media planning to attend practice should call in advance due to changing practice schedules during the season. Player and coaches interviews can be conducted prior to or following each practice. Game day shootarounds are closed to the media.

News Conference — Coach Mitchell and selected players meet with members of the media in the Memorial Coliseum media room at schedule times to be announced.

Telephone Player Interviews — Request telephone interviews by Sunday at noon through the Media Relations office. Telephone requests will be returned when players’ schedules allow.

Postgame Interviews — Selected players and both head coaches will be available to the media following a 10-minute cooling off period at the end of the game in the Memorial Coliseum media room.

Approximately 10 minutes after the game ends, Coach Mitchell conducts his postgame press conference while a player is taken to the UK Sports Radio Network. Following the visiting team’s press conference and Coach Mitchell’s press conference, selected UK players are brought to the media interview room.

SIDs from each school should be asked to coordinate any other interview requests.

Quotes will be available for all working media in the UK Media Relations Office and on the official UK website, UKAthletics.com.

UKathletics.com — The official Web site for University of Kentucky Athletics is updated 24 hours before each game with the latest game notes and quotes from Coach Mitchell and selected players.

Following each game, the site will post a game box score with summary, postgame quotes and notes from all home games and updated season statistics.

Radio/TV Rights — Broadcasting rights to UK women’s basketball games are assigned exclusively to the UK Sports Network. Contact Neil Price, network coordinator, at (859) 940-0728 for questions.

Two phone lines and an ISDN line are provided for visiting radio on press row.

Video Highlights/Feeds — UK Video Services can provide highlight footage of most UK games. Contact Greg Gorham at (859) 257-9863 to request assistance. Video highlight feeds for non-televised games will be announced prior the games.

GAME DAY MEDIA SERVICES

Media Parking — A limited number of parking spaces are available in the back of Memorial Coliseum off Rose Street and College Blvd. Requests for parking should be made when submitting press and/or photo credential requests.

Media Entrance/Will Call — The media entrance is located in the back of Memorial Coliseum (behind Papa John’s and Qdoba Mexican Grill). The entrance is marked MEDIA ROOM. Credentials are not available at the public Will Call window on Euclid Avenue and will not be mailed.

Media Room — The media room is located in Memorial Coliseum and can be accessed through the hallway on the press row side of the Coliseum. Working facilities, with electrical outlets and a limited number of telephones, are available.

Media Services — The University of Kentucky uses a computerized statistics system. Working media will receive:

- Game program and notes
- Halftime statistics
- Final statistics
- Complete play-by-play
- Shot charts
- Coach and player quotes

Wireless Access — Memorial Coliseum offers free wireless Internet service to media members. In an effort to improve wireless service for the media we’ve made some changes to the wireless configuration.

Network: ukmedia1718 | Password: gocats1718

For further questions related to wireless connection, contact UK Media Relations Assistant Director Evan Crane

Stats on Your Laptop — The University of Kentucky has partnered with StatBroadcast to provide stats technologies, namely its StatMonitr wireless stat monitors and online media stats, at Kentucky women’s basketball home games this season.

To access live game stats on your personal laptop, go to: kentucky.statbroadcast.com. Passwords, if applicable, will be distributed on game day.

Press Row Telephone — Working media not able to attend games at Memorial Coliseum may get score updates by dialing (859) 323-5900 or by logging on to the official website: UKAthletics.com

Photographers — The photo zones are located in each end zone of the playing floor. Some photo spots have been assigned. Because of safety concerns, no shooting is allowed on either sideline. See Chet White/Britney Howard at the site for technical assistance.

2017-18 Women’s Basketball Parking & Shuttle Information

(Shuttles begin 2 hours prior to tip-off)

- UK Athletics Event Parking
these lots go off patrol 3 hours prior to event start time
- Buildings
- Blue Shuttle Route
South Limestone Garage (PS #5)
- Blue Shuttle Route Stops
- Green Shuttle Route
Transit Center Garage & High Street Lot
- Green Shuttle Route Stops



FOLLOWING THE CATS

CATS ON THE INTERNET

Want the latest and most up-to-date news on the Kentucky women's basketball team? No problem. You can see and hear all the sights and sounds of the Kentucky women's basketball team from a variety of ways! Make sure to download the new Kentucky women's basketball app for complete details on the program, including staff and players. @KentuckyWBB has a huge social media presence on Facebook, Twitter, Instagram and Snapchat.

KENTUCKY WOMEN'S BASKETBALL APP
The Kentucky women's basketball team has its very own app for fans and recruits. The app features photos, videos, player bios, coaching bios and more. You can download the free app through iTunes or Google Play.



WILDCAT ALERT!

You can stay instantly connected to Kentucky women's basketball by using Wildcat Alert.

Wildcat Alert keeps all fans up-to-date with scores and team updates using TextCaster. Sign up to receive, free of charge, the following types of information for only the sport they have selected:

Score Updates - Scores throughout each game, including the final score. Also, fans will be immediately alerted of UK game leaders.

Breaking News - Breaking news on your favorite UK sport.

Schedule Updates - Be the first to know if a game is delayed due to inclement weather.

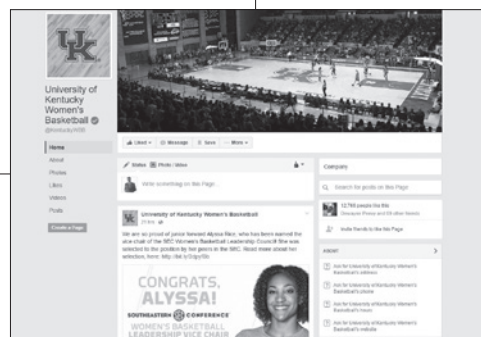
To sign up for the new Wildcats Alerts, go here: <http://my.textcaster.com>



@KentuckyWBB



@KentuckyWBB



Facebook/KentuckyWBB



FOLLOWING THE CATS

THE MATTHEW MITCHELL TV SHOW

The Matthew Mitchell Show, featuring highlights of recent games and player profiles, is hosted by Coach Mitchell along with co-host Christi Thomas. The show can be seen on Lexington's WKYT Channel 27 (Cable 2), Fox Sports South and on UKAthletics.com. Check local listings for dates and times.

The show features the always popular Coach's Kitchen, where Coach Mitchell and his wife Jenna cook up their favorite meals; the Coach's Tip of the Week; the 30-Second Shot Clock, where Coach Mitchell helps fans get to know players and staff; the hysterical Guitar Tip of the Week; highlights, game features and more.



THE
MM
SHOW



The Kentucky women's basketball program receives national, regional and local media coverage from dozens of outlets. Head Coach Matthew Mitchell holds a news conference before and after every game and members of the team and coaching staff are available before/after practice, the day before games and postgame.



CATS ON THE RADIO

MEDIA OUTLETS



The Matthew Mitchell Call-In Radio Show will run each Monday night throughout the regular season from 8-8:30 p.m. ET on the UK Radio Network live. Darren Headrick will serve as the host of the women's basketball coaches show. Fans have the opportunity to ask Coach Mitchell questions in person, by calling into the show or on Twitter @UKRadioNetwork.

DARREN HEADRICK PLAY-BY-PLAY BROADCASTER



Darren Headrick, who has spent over a decade announcing collegiate and professional sports, enters his first season as the voice of UK women's basketball

on the UK Sports Network. He also serves as the host of the Matthew Mitchell Radio Show, Nick Mingione Radio Show, the Wildcat Sports Update (a daily radio feature on the network highlighting UK's Olympic sports programs), Big Blue Weekly (a one-hour radio show focused on UK's Olympic sports programs) and helps with all other UK Sports Network broadcasts.

Headrick comes to Kentucky after spending the past few years as the TV and radio play-by-play announcer for the Scranton/Wilkes-Barre RailRiders, which is the Triple-A affiliate of the New York Yankees. With the RailRiders, Headrick called all 144 games on television and radio while also hosting the pregame and postgame shows, handling the team's social media accounts, writing content for the team's annual media game and coordinating the team's weekly media relations duties.

The native of Maryville, Tennessee, has also

spent the past few seasons calling University of Tennessee basketball, baseball, softball and soccer games on the SEC Network+ and working with Friday Night Rivals/SPORTSFeverTV calling high school and Division II college football games.

Headrick has received multiple honors for his work. On top of being named a Baseball America Best MLB Broadcaster Prospect honoree in 2015, he was tabbed the Carolina League Broadcaster of the Year in 2013.

Since graduating from Tennessee in 2007 with a bachelor's degree in communication and information journalism as an electronic media major, Headrick has been a part of award-winning broadcast teams at every stop in his professional career. He began his journey as an intern for the Vol Radio Network at UT where he worked as a pregame and postgame studio host, produced network coaches' shows and women's basketball broadcasts, assisted with the production of football broadcasts and recorded a weekly podcast for utsports.com.

While working with the Vol Radio Network, Headrick began his impressive professional baseball announcing career in 2008 as a broadcast assistant and play-by-play announcer for the Chicago Cubs' Southern League Double-A team. He was named the assistant director of broadcasting for the Houston Astros' Pacific Coast League Triple-A team in 2011, serving as the radio play-by-play announcer for all games and was tabbed

UK SPORTS NETWORK AFFILIATES

Market	Frequency	Station
Ashland	1340/92.7	WCMI-AM/FM
Cadiz	1110/100.9	WKDZ-AM/FM
Dry Ridge	106.7	WNKR-FM
Harlan &	105.1	WTUK-FM
Hopkinsville	1230/95.3	WHOP-AM/FM
Lexington *	630	WLAP-AM
	105.5	WMJK-FM
Louisville	1080	WKJK-AM
	840	# WHAS-AM
Monticello &	101.7	WKYM-FM
Morganfield &	1550/101.3	WMSK-AM/FM
Whitesburg &	920	WTCW-AM

* - All UK women's basketball games

- Selected Sunday games only

& - coverage for 2017-18 TBD as of 10/26/17

the director of media relations/broadcasting in February 2012 for the Cleveland Indians' Carolina League Advanced A team where he was the Voice of the Mudcats for three years until moving to Scranton in 2015.

Headrick has also been very involved in collegiate sports around his impressive professional baseball experience, including spending three years as the radio play-by-play announcer for East Carolina University baseball from 2012-2014. He also worked with Learfield Sports during that time calling North Carolina State and Alabama women's basketball games.

Headrick replaces Neil Price, who spent 12 years calling UK women's basketball and baseball for UK Sports Network before being named the Voice of the Mississippi State Bulldogs earlier this year.



SPORTS NETWORK



OPPONENT MEDIA RELATIONS INFORMATION

SACRAMENTO STATE

WBB Contact: Robert Barsanti
Office Phone: (916) 278-6896
Email: r.barsanti@csus.edu
Website: www.hornetsports.com
Twitter: @SacStateWbb
Head Coach: Bunky Harkleroad

GARDNER-WEBB

WBB Contact: Ryan Bridges
Office Phone: (704) 406-3523
Email: rbridge1@gardner-webb.edu
Website: www.gwusports.com
Twitter: @GardnerWebbWbb
Head Coach: Rick Reeves

MONTANA

WBB Contact: Joel Carlson
Office Phone: (406) 243-5414
Email: joel.carlson@mso.umt.edu
Website: www.gogriz.com
Twitter: @MontanaGrizWBB
Head Coach: Shannon Schweyen

WASHINGTON STATE

WBB Contact: Ben Laskey
Office Phone: (509) 335-0265
Email: ben.laskey@wsu.edu
Website: www.wsucougars.com
Twitter: @wsuwomenshoops
Head Coach: June Daugherty

MOREHEAD STATE

WBB Contact: Connor Link
Office Phone: (606) 783-2500
Email: dlink@moreheadstate.edu
Website: www.msueagles.com
Twitter: @MSUEaglesWBB
Head Coach: Greg Todd

MARSHALL

WBB Contact: Scott Hall
Office Phone: (304) 696-4662
Email: hall133@marshall.edu
Website: www.herdzone.com
Twitter: @HerdWBB
Head Coach: Tony Kemper

BAYLOR

WBB Contact: Jil Price
Office Phone: (254) 710-3042
Email: jil_price@baylor.edu
Website: www.baylorbears.com
Twitter: @BaylorWBB
Head Coach: Kim Mulkey

TENNESSEE TECH

WBB Contact: Layne Weitzel
Office Phone: (931) 372-6139
Email: lweitzel@tntech.edu
Website: www.ttusports.com
Twitter: @TTUWBB
Head Coach: Kim Rosamond

EVANSVILLE

WBB Contact: Michael Robertson
Office Phone: (812) 488-2238
Email: mr328@evansville.edu
Website: www.gopurpleaces.com
Twitter: @UEAthletics_WBB
Head Coach: Matt Ruffing

FLORIDA GULF COAST

WBB Contact: Nicholas Huenefeld
Office Phone: (239) 590-7097
Email: nhuenefeld@fgcu.edu
Website: www.FGCUAthletics.com
Twitter: @FGCU_WBB
Head Coach: Karl Smesko

MIAMI (FLA.)

WBB Contact: Alex Schwartz
Office Phone: (305) 284-3249
Email: alexschwartz@miami.edu
Website: www.hurricanesports.com
Twitter: @CanesWBB
Head Coach: Katie Meier

LOUISVILLE

WBB Contact: Nick Evans
Office Phone: (502) 852-3085
Email: nicke@GoCards.com
Website: www.uoflports.com
Twitter: @uoflwbb
Head Coach: Jeff Walz

CALIFORNIA

WBB Contact: M.C. Barrett
Office Phone: (510) 643-1261
Email: mc.barrett@berkeley.edu
Website: www.calbears.com
Twitter: @CalWBBall
Head Coach: Lindsay Gottlieb

MIDDLE TENNESSEE

WBB Contact: Tony Stinnett
Office Phone: (615) 898-5270
Email: stinnett@goblueraiders.com
Website: www.goblueraiders.com
Twitter: @MT_WBB
Head Coach: Rick Insell

TENNESSEE

WBB Contact: Eric Trainer
Office Phone: (865) 974-8173
Email: etrainer@utk.edu
Website: www.utsports.com
Twitter: @LadyVol_Hoops
Head Coach: Holly Warlick

MISSOURI

WBB Contact: R.J. Layton
Office Phone: (573) 882-7826
Email: laytonr@missouri.edu
Website: www.mutigers.com
Twitter: @MizzouWBB
Head Coach: Robin Pingeton

TEXAS A&M

WBB Contact: David Waxman
Office Phone: (979) 862-5423
Email: dwaxman@athletics.tamu.edu
Website: www.12thman.com
Twitter: @aggiewbb
Head Coach: Gary Blair

ALABAMA

WBB Contact: Jessica Paré
Office Phone: (205) 348-6084
Email: jpare@ia.ua.edu
Website: www.RollTide.com
Twitter: @AlabamaWBB
Head Coach: Kristy Curry

GEORGIA

WBB Contact: Tray Littlefield
Office Phone: (706) 542-1231
Email: trayl@sports.uga.edu
Website: www.georgiadogs.com
Twitter: @UGA_WBB
Head Coach: Joni Taylor

LSU

WBB Contact: Judy Willson
Office Phone: (225) 578-1869
Email: jwillson@lsu.edu
Website: www.LSUSports.net
Twitter: @LSUwbbk
Head Coach: Nikki Fargas

AUBURN

WBB Contact: Wes Todd
Office Phone: (334) 844-9182
Email: wlt0006@auburn.edu
Website: www.uoflports.com
Twitter: @AuburnWBB
Head Coach: Terri Williams-Flournoy

OLE MISS

WBB Contact: Tyler Wooten
Office Phone: (662) 915-7509
Email: tjwooten@olemiss.edu
Website: www.gamecocksonline.com
Twitter: @OleMissWBB
Head Coach: Matt Insell

SOUTH CAROLINA

WBB Contact: Diana Koval
Office Phone: (803) 777-5204
Email: dkoval@mailbox.sc.edu
Website: www.gamecocksonline.com
Twitter: @GamecockWBB
Head Coach: Dawn Staley

VANDERBILT

WBB Contact: Jessica Poole
Office Phone: (615) 322-4121
Email: jessica.e.poole@vanderbilt.edu
Website: www.vucommadores.com
Twitter: @VandyWBB
Head Coach: Stephanie White

ARKANSAS

WBB Contact: Jeri Thorpe
Office Phone: (479) 575-5037
Email: jthorpe@uark.edu
Website: www.arkansasrazorbacks.com
Twitter: @RazorbackWBB
Head Coach: Mike Neighbors

FLORIDA

WBB Contact: Kathy Cafazzo
Office Phone: (352) 375-4683
Email: KathyC@gators.ufl.edu
Website: www.gatorzone.com
Twitter: @GatorsWBK
Head Coach: Cameron Newbauer

MISSISSIPPI STATE

WBB Contact: Brock Turnipseed
Office Phone: (662) 325-7556
Email: bturnipseed@athletics.msstate.edu
Web site: www.hailstate.com
Twitter: @HailStateWBK
Head Coach: Vic Schaefer





2017-18 OPPONENTS

SACRAMENTO STATE

QUICK FACTS

Location:Sacramento, Calif.
Enrollment:30,434
Founded:1947
Conference:Big Sky
Nickname:Hornets
Colors:Green & Gold
Arena (Capacity):The Nest
.....(1,012)
President:Dr. Robert Nelsen
Director of Athletics:Mark Orr

COACHING STAFF

Head Coach:Bunky Harkleroad
Record at SSU:60-65 (4 years)
Overall Record:318-189 (17 years)
Assistant Coaches:Derrick Florence,
.....Bill Baxter, Jessica Kunisaki

OPPONENT TEAM INFO

2016-17 Record:10-20
Conference Record (Place):6-12 (t8th)
Starters Returning/Lost:2/4
Letterwinners Returning/Lost:4/4
Postseason:None

GARDNER-WEBB

QUICK FACTS

Location:Boiling Springs, N.C.
Enrollment:13,100
Founded:1905
Conference:Big South
Nickname:Runnin' Bulldogs
Colors:Scarlett & Black
Arena (Capacity):Paul Porter Arena
.....(3,500)
President:Dr. Frank Bonner
Athletics Director:Chuck Burch

COACHING STAFF

Head Coach:Rick Reeves
Record at G-W:197-205 (13 years)
Overall Record:464-455 (31 years)
Assistant Coaches:Michala Hash,
.....Cierra Harris, Cetera Degraffenreid

OPPONENT TEAM INFO

2016-17 Record:12-19
Conference Record (Place):6-12 (8th)
Starters Returning/Lost:4/1
Letterwinners Returning/Lost:7/5
Postseason:None

MONTANA

QUICK FACTS

Location:Missoula, Mont.
Enrollment:12,500
Founded:1893
Conference:Big Sky
Nickname:Lady Griz
Colors:Maroon and Silver
Arena (Capacity):Dahlberg Arena
.....(7,200)
President:Sheila Stearns
Athletics Director:Kent Haslam

COACHING STAFF

Head Coach:Shannon Schweyen
Record at Montana:7-23 (1 season)
Overall Record:Same
Assistant Coaches:Sonya Stokken,
.....Mike Petrino, Jordan Sullivan

OPPONENT TEAM INFO

2016-17 Record:7-23
Conference Record:4-14 (11th)
Starters Returning/Lost:5/0
Letterwinners Returning/Lost:9/1
Postseason:None

WASHINGTON STATE

QUICK FACTS

Location:Pullman, Wash.
Enrollment:20,193
Founded:1890
Conference:Pac-12
Nickname:Cougars
Colors:Crimson and Gray
Arena (Capacity):Friel Court at
.....Beasley Coliseum (11,671)
President:Kirk Schulz
Athletics Director:Bill Moos

COACHING STAFF

Head Coach:June Daugherty
Record at WSU:123-197 (10 seasons)
Overall Record:433-411 (27 seasons)
Assistant Coaches:Mike Daugherty,
.....Ashley Gill (Grover), Rod Jensen

OPPONENT TEAM INFO

2016-17 Record:16-20
Conference Record (Place):6-12 (t8th)
Starters Returning/Lost:4/1
Letterwinners Returning/Lost:12/1
Postseason:WNIT Final Four

MOREHEAD STATE

QUICK FACTS

Location:Morehead, Ky.
Enrollment:10,951
Founded:1887
Conference:Ohio Valley
Nickname:Eagles
Colors:Blue and Gold
Arena (Capacity):Ellis T. Johnson Arena
.....(6,500)
President:Dr. Joseph A. Morgan
Athletics Director:Brian Hutchinson

COACHING STAFF

Head Coach:Greg Todd
Record at MSU:43-48 (3 seasons)
Overall Record:200-12 (11 seasons)
Assistant Coaches:Jim Brown,
.....Dominique Duck, Abby Jump

OPPONENT TEAM INFO

2016-17 Record:21-10
Conference Record (Place):11-5 (2nd)
Starters Returning/Lost:3/2
Letterwinners Returning/Lost:8/7
Postseason:WNIT

MARSHALL

QUICK FACTS

Location:Huntington, W.Va.
Enrollment:14,000
Founded:1837
Conference:Conference USA
Nickname:Thundering Herd
Colors:Kelly Green & White
Arena (Capacity):Cam Henderson
.....Center (9,043)
President:Dr. Jerome Gilbert
Athletics Director:Mike Hamrick

COACHING STAFF

Head Coach:Tony Kemper
Record at Marshall:First season
Overall Record:First season
Assistant Coaches:Katie Pate,
.....Lazar Milinkovic, Stephanie Stoglin-Reed

OPPONENT TEAM INFO

2016-17 Record:13-17
Conference Record (Place):5-13 (t11th)
Starters Returning/Lost:3/2
Letterwinners Returning/Lost:9/3
Postseason:None

BAYLOR

QUICK FACTS

Location:Waco, Texas
Enrollment:17,059
Founded:1845
Conference:Big 12
Nickname:Lady Bears
Colors:Green and Gold
Arena (Capacity):Ferrell Center
.....(10,284)
President:Linda Livingstone
Athletics Director:Mack Rhoades

COACHING STAFF

Head Coach:Kim Mulkey
Record at BU:506-96 (17 seasons)
Overall Record:Same
Assistant Coaches:Bill Brock,
.....Sytia Messer, Toyelle Wilson

OPPONENT TEAM INFO

2016-17 Record:33-4
Conference Record (Place):17-1 (1st)
Starters Returning/Lost:2/3
Letterwinners Returning/Lost:6/7
Postseason:NCAA Elite Eight

TENNESSEE TECH

QUICK FACTS

Location:Cookeville, Tenn.
Enrollment:9,609
Founded:1915
Conference:Ohio Valley
Nickname:Golden Eagles
Colors:Purple and Gold
Arena (Capacity):Hooper Eblen Center
.....(7,500)
President:Dr. Philip Oldham
Athletics Director:Mark Wilson

COACHING STAFF

Head Coach:Kim Rosamond
Record at TTU:10-20 (One season)
Overall Record:Same
Assistant Coaches:Allison Clark,
.....Courtney Stautthers, Melanie Walls

OPPONENT TEAM INFO

2016-17 Record:10-20
Conference Record (Place):7-9 (t9th)
Postseason:None



2017-18 OPPONENTS

EVANSVILLE

QUICK FACTS

Location: Evansville, Ind.
 Enrollment: 2,232
 Founded: 1854
 Conference: Missouri Valley
 Nickname: Purple Aces
 Colors: Purple, White & Orange
 Arena (Capacity): Ford Center
 (9,640)
 President: Dr. Thomas Kazee
 Athletics Director: Mark Spencer

COACHING STAFF

Head Coach: Matt Ruffing
 Record at UE: 15-20 (One season)
 Overall Record: Same
 Assistant Coaches: Doug Rogers
 Jauwan Scaife, Kaitlynn Pacholke

OPPONENT TEAM INFO

2016-17 Record: 14-17
 Conference Record: 8-10 (6th)
 Postseason: None

FLORIDA GULF COAST

QUICK FACTS

Location: Fort Myers, Fla.
 Enrollment: 14,970
 Founded: 1991
 Conference: ASUN
 Nickname: Eagles
 Colors: Emerald Green & Cobalt Blue
 Arena (Capacity): Alico Arena
 (4,333)
 President: Michael Martin
 Athletics Director: Ken Kavanagh

COACHING STAFF

Head Coach: Karl Smesko
 Record at FGCU: 404-82 (15 seasons)
 Overall Record: 465-109 (18 seasons)
 Assistant Coaches: Chelsea Banbury,
 Chelsea Lyles, Jenna Cobb

OPPONENT TEAM INFO

2016-17 Record: 26-9
 Conference Record (Place): 12-2 (2nd)
 Starters Returning/Lost: 4/1
 Letterwinners Returning/Lost: 8/6
 Postseason: NCAA First Round

MIAMI (FLA.)

QUICK FACTS

Location: Coral Gables, Fla.
 Enrollment: 16,818
 Founded: 1925
 Conference: Atlantic Coast
 Nickname: Hurricanes
 Colors: Orange, Green and White
 Arena (Capacity): Watsco Center
 (7,972)
 President: Dr. Julio Frenk
 Director of Athletics: Blake James

COACHING STAFF

Head Coach: Katie Meier
 Record at Miami: 231-152 (12 seasons)
 Overall Record: 307-199 (16 seasons)
 Assistant Coaches: Octavia Blue,
 Tia Jackson, Fitzroy Anthony

OPPONENT TEAM INFO

2016-17 Record: 24-9
 Conference Record (Place): 10-6 (7th)
 Starters Returning/Lost: 2/3
 Letterwinners Returning/Lost: 9/5
 Postseason: NCAA Second Round

LOUISVILLE

QUICK FACTS

Location: Louisville, Ky.
 Enrollment: 22,640
 Founded: 1798
 Conference: Atlantic Coast
 Nickname: Cardinals
 Colors: Red & Black
 Arena (Capacity): KFC Yum! Center
 (22,000)
 President: Dr. Neville Pinto
 Director of Athletics: Tom Jurich

COACHING STAFF

Head Coach: Jeff Walz
 Record at UL: 263-93 (10 seasons)
 Overall Record: Same
 Assistant Coaches: Octavia Blue,
 Tia Jackson, Fitzroy Anthony

OPPONENT TEAM INFO

2016-17 Record: 29-8
 Conference Record (Place): 12-4 (14th)
 Starters Returning/Lost: 2/3
 Letterwinners Returning/Lost: 9/6
 Postseason: NCAA Sweet 16

CALIFORNIA

QUICK FACTS

Location: Berkeley, Calif.
 Enrollment: 40,173
 Founded: 1868
 Conference: Pac-12
 Nickname: Golden Bears
 Colors: Blue & Gold
 Arena (Capacity): Haas Pavilion
 (11,877)
 President: Janet Napolitano
 Athletics Director: H. Michael Williams

COACHING STAFF

Head Coach: Lindsay Gottlieb
 Record at Cal: 138-65 (6 seasons)
 Overall Record: 194-104 (9 seasons)
 Assistant Coaches: Charmin Smith,
 Kai Felton, Wendale Farrow

OPPONENT TEAM INFO

2016-17 Record: 20-14
 Conference Record (Place): 6-8 (7th)
 Starters Returning/Lost: 4/1
 Letterwinners Returning/Lost: 10/2
 Postseason: NCAA Second Round

MIDDLE TENNESSEE

QUICK FACTS

Location: Murfreesboro, Tenn.
 Enrollment: 22,050
 Founded: 1911
 Conference: Conference USA
 Nickname: Blue Raiders
 Colors: Royal Blue and White
 Arena (Capacity): Murphy Center
 (11,520)
 President: Dr. Sidney A. McPhee
 Athletics Director: Chris Massaro

COACHING STAFF

Head Coach: Rick Insell
 Record at MTSU: 299-97 (12 seasons)
 Overall Record: Same
 Assistant Coaches: Kim Brewton
 Tom Hodges, Shalon Pillow

OPPONENT TEAM INFO

2016-17 Record: 23-11
 Conference Record (Place): 15-3 (2nd)
 Starters Returning/Lost: 4/1
 Letterwinners Returning/Lost: 9/2
 Postseason: WNIT Third Round

TENNESSEE

QUICK FACTS

Location: Knoxville, Tenn.
 Enrollment: 28,321
 Founded: 1794
 Conference: SEC
 Nickname: Lady Volunteers
 Colors: Orange and White
 Arena (Capacity): Thompson-Boling
 Arena (21,678)
 President: Dr. Joe DiPietro
 Athletics Director: John Currie

COACHING STAFF

Head Coach: Holly Warlick
 Record at UT: 128-46 (5 seasons)
 Overall Record: Same
 Assistant Coaches: Dean Lockwood,
 Sharrona Reaves, Bridgette Gordon

OPPONENT TEAM INFO

2016-17 Record: 20-12
 Conference Record (Place): 10-6 (5th)
 Starters Returning/Lost: 2/3
 Letterwinners Returning/Lost: 5/5
 Postseason: NCAA Second Round

TEXAS A&M

QUICK FACTS

Location: College Station, Texas
 Enrollment: 64,190 (Fall 2016)
 Founded: 1872
 Conference: SEC
 Nickname: Aggies
 Colors: Maroon and White
 Arena (Capacity): Reed Arena
 (12,989)
 Chancellor: Michael K. Young
 Athletics Director: Scott Woodward

COACHING STAFF

Head Coach: Gary Blair
 Record at TAMU: 331-141 (14 seasons)
 Overall Record: 739-304 (32 seasons)
 Assistant Coaches: Kelly Bond-White,
 Bob Starkey, Amy Wright

OPPONENT TEAM INFO

2016-17 Record: 22-12
 Conference Record (Place): 9-7 (6th)
 Starters Returning/Lost: 3/2
 Letterwinners Returning/Lost: 6/5
 Postseason: NCAA Second Round





2017-18 OPPONENTS

GEORGIA

QUICK FACTS

Location: Athens, Ga.
Enrollment: 36,574
Founded: 1785
Conference: SEC
Nickname: Bulldogs
Colors: Red and Black
Arena (Capacity): Stegeman Coliseum
..... (10,523)
President: Jere W. Morehead
Athletics Director: Greg McGarity

COACHING STAFF

Head Coach: Joni Taylor
Record at UGA: 37-25 (2 seasons)
Overall Record: 37-25 (2 seasons)
Assistant Coaches: Karen Lange,
..... Robert Mosley, Chelsea Newton

OPPONENT TEAM INFO

2016-17 Record: 16-15
Conference Record (Place): 7-9 (8th)
Starters Returning/Lost: 3/2
Letterwinners Returning/Lost: 8/3
Postseason: None

FLORIDA

QUICK FACTS

Location: Gainesville, Fla.
Enrollment: 54,854
Founded: 1853
Conference: SEC
Nickname: Gators
Colors: Orange and Blue
Arena (Capacity): Stephen C.
..... O'Connell Center (10,151)
President: Dr. W. Kent Fuchs
Athletics Director: Scott Stricklin

COACHING STAFF

Head Coach: Cameron Newbauer
Record at UF: First Year
Overall Record: 79-50 (4 seasons)
Assistant Coaches: Kelly Rae Finley
..... Laura Harper, John McCray

OPPONENT TEAM INFO

2016-17 Record: 15-16
Conference Record (Place): 5-11 (t11th)
Starters Returning/Lost: 4/1
Letterwinners Returning/Lost: 7/4
Postseason: NCAA First Round

VANDERBILT

QUICK FACTS

Location: Nashville, Tenn.
Enrollment: 6,871
Founded: 1873
Conference: SEC
Nickname: Commodores
Colors: Black and Gold
Arena (Capacity): Memorial Gym.
..... (14,326)
Chancellor: Nicholas S. Zeppos
Athletics Director: David Williams II

COACHING STAFF

Head Coach: Stephanie White
Record at VU: 14-16 (1 season)
Overall Record: 14-16 (1 season)
Assistant Coaches: Carolyn Peck,
..... Joy Cheek, Kelly Komara

OPPONENT TEAM INFO

2016-17 Record: 14-16
Conference Record (Place): 4-12 (t11th)
Starters Returning/Lost: 4/1
Letterwinners Returning/Lost: 8/4
Postseason: None

SOUTH CAROLINA

QUICK FACTS

Location: Columbia, S.C.
Enrollment: 34,099
Founded: 1801
Conference: SEC
Nickname: Gamecocks
Colors: Garnet and Black
Arena (Capacity): Colonial Life
..... Arena (18,000)
President: Dr. Harris Pastides
Athletics Director: Ray Tanner

COACHING STAFF

Head Coach: Dawn Staley
Record at USC: 221-76 (9 seasons)
Overall Record: 393-76 (17 seasons)
Assistant Coaches: Lisa Boyer,
..... Jolette Law, Fred Chmiel

OPPONENT TEAM INFO

2016-17 Record: 33-4
Conference Record (Place): 15-1 (1st)
Starters Returning/Lost: 2/3
Letterwinners Returning/Lost: 6/5
Postseason: NCAA National Champion

ALABAMA

QUICK FACTS

Location: Tuscaloosa, Ala.
Enrollment: 38,563
Founded: 1831
Conference: SEC
Nickname: Crimson Tide
Colors: Crimson and White
Arena (Capacity): Coleman Coliseum
..... (15,383)
President: Dr. Stuart Bell
Athletics Director: Greg Byrne

COACHING STAFF

Head Coach: Kristy Curry
Record at Bama: 64-65 (4 seasons)
Overall Record: 373-214 (18 seasons)
Assistant Coaches: Kelly Curry,
..... Brooks Williams, Shereka Wright

OPPONENT TEAM INFO

2016-17 Record: 22-14
Conference Record (Place): 5-11 (t11th)
Starters Returning/Lost: 5/0
Letterwinners Returning/Lost: 10/0
Postseason: WNIT

ARKANSAS

QUICK FACTS

Location: Fayetteville, Ark.
Enrollment: 27,558
Founded: 1871
Conference: SEC
Nickname: Razorbacks
Colors: Cardinal and White
Arena (Capacity): Bud Walton
..... Arena (19,200)
President: Dr. Donald R. Bobbitt
Athletics Director: Jeff Long

COACHING STAFF

Head Coach: Mike Neighbors
Record at UA: First Season
Overall Record: 98-41 (4 seasons)
Assistant Coaches: Lacey Goldwire,
..... Todd Schaefer, Pauline Love

OPPONENT TEAM INFO

2016-17 Record: 13-17
Conference Record (Place): 2-14 (14th)
Starters Returning/Lost: 3/2
Letterwinners Returning/Lost: 7/3
Postseason: None

AUBURN

QUICK FACTS

Location: Auburn, Ala.
Enrollment: 28,290
Founded: 1856
Conference: SEC
Nickname: Tigers
Colors: Burnt Orange and Navy Blue
Arena (Capacity): Auburn Arena
..... (9,121)
President: Dr. Steven Leath
Athletics Director: Jay Jacobs

COACHING STAFF

Head Coach: Terri Williams-Flournoy
Record at AU: 88-76 (5 seasons)
Overall Record: 231-180 (13 seasons)
Assistant Coaches: Ty Evans,
..... Adrian Walters, Clarisse Garcia

OPPONENT TEAM INFO

2016-17 Record: 17-15
Conference Record (Place): 7-9 (t8th)
Starters Returning/Lost: 3/2
Letterwinners Returning/Lost: 9/4
Postseason: NCAA First Round

LSU

QUICK FACTS

Location: Baton Rouge, La.
Enrollment: 31,527
Founded: 1860
Conference: SEC
Nickname: Tigers
Colors: Purple and Gold
Arena (Capacity): Maravich Center
..... (13,215)
President: Dr. F. King Alexander
Athletics Director: Joe Alleva

COACHING STAFF

Head Coach: Nikki Fargas
Record at LSU: 113-83 (6 seasons)
Overall Record: 185-109 (9 seasons)
Assistant Coaches: Tasha Butts
..... Mickie DeMoss, Charlene Thomas-Swinson

OPPONENT TEAM INFO

2016-17 Record: 20-12
Conference Record (Place): 8-8 (7th)
Starters Returning/Lost: 3/2
Letterwinners Returning/Lost: 7/5
Postseason: NCAA First Round



2017-18 OPPONENTS

MISSOURI

QUICK FACTS

Location: Columbia, Mo.
 Enrollment: 32,777
 Founded: 1839
 Conference: SEC
 Nickname: Tigers
 Colors: Old Gold & Black
 Arena (Capacity): Mizzou Arena
 (15,061)
 President: Mun Y. Choi
 Athletics Director: Jim Sterk

COACHING STAFF

Head Coach: Robin Pingeton
 Record at Mizzou: 123-100 (7 seasons)
 Overall Record: 458-257 (22 seasons)
 Assistant Coaches: Jenny Putnam,
 Ashleen Bracey

OPPONENT TEAM INFO

2016-17 Record: 22-11
 Conference Record (Place): .. 211-5 (t3rd)
 Starters Returning/Lost: 2/3
 Letterwinners Returning/Lost: 9/3
 Postseason: NCAA Second Round

MISSISSIPPI STATE

QUICK FACTS

Location: Starkville, Miss.
 Enrollment: 21, 622
 Founded: 1878
 Conference: SEC
 Nickname: Bulldogs
 Colors: Marron and White
 Arena (Capacity): Humphrey Coliseum
 (10,500)
 President: Dr. Mark Keenum
 Athletics Director: John Cohen

COACHING STAFF

Head Coach: Vic Schaefer
 Record at MS: 124-51 (5 seasons)
 Overall Record: 204-161 (12 seasons)
 Assistant Coaches: Johnnie Harris,
 Dionnah Jackson, Carly Thibault

OPPONENT TEAM INFO

2016-17 Record: 34-5
 Conference Record (Place): 13-3 (2nd)
 Starters Returning/Lost: 2/3
 Letterwinners Returning/Lost: 9/4
 Postseason: NCAA Runner Up

OLE MISS

QUICK FACTS

Location: Oxford, Miss.
 Enrollment: 38,655
 Founded: 1848
 Conference: SEC
 Nickname: Rebels
 Colors: Cardinal Red and Navy Blue
 Arena (Capacity): The Pavilion
 at Ole Miss (9,500)
 Chancellor: Dr. Jeffery Vitter
 Athletics Director: Ross Bjork

COACHING STAFF

Head Coach: Matt Insell
 Record at Ole Miss: 58-64 (4 seasons)
 Overall Record: 58-68 (4 seasons)
 Assistant Coaches: Alex Simmons,
 Brittany Hudson, George Porcha

OPPONENT TEAM INFO

2016-17 Record: 17-14
 Conference Record (Place): 6-10 (10th)
 Starters Returning/Lost: 2/3
 Letterwinners Returning/Lost: 9/5
 Postseason: WNIT





MEDIA OUTLETS

PRINT MEDIA

Associated Press

(Gary Graves)
(859) 629-8634
Email: GBGraves@ap.org

Kentucky Kernel

(859) 257-1915
Email: sports@kykernel.com

Kentucky New Era

(Chris Jung)
(270) 887-3261
Email: cjung@kentuckynewera.com

Lexington Herald-Leader

(Mat Graf, John Clay, Mark Story, WBB beat writer Jennifer Smith)
(859) 231-3237
Email: mgraf@herald-leader.com
jsmith3@herald-leader.com

Louisville Courier-Journal

(Jon Hale, Fletcher Page, Tim Sullivan)
(502) 582-4361
Email: jahale@gannett.com

Murray Ledger & Times

(Edward Marlowe)
(270) 575-1916
Email: sports@murrayledger.com

Paducah Sun

(Al Willman)
(270) 575-8655
Email: awillman@paducahsun.com

RADIO

Big Blue Insider

(Dick Gabriel)
(859) 422-1063
Email: dickgabriel141@gmail.com

Kentucky Sports Radio KentuckySportsRadio.com

(Matt Jones, Drew Franklin, Tyler Thompson, Maggie Davis)
Email: matt.jones@kentuckysportsradio.com
tythythompson@gmail.com

Larry Glover Live

(Larry Glover)
(859) 338-8863
Email: larrygloverlive@gmail.com

Tom Leach Productions

(Tom Leach)
Radio Play-by-Play
(859) 368-8276
Email: tom@tomleachky.com;
leachreport@gmail.com

WHAS, 840 AM

(Will Clark, Kurt Darling)
(502) 479-2060
Email: willclark@whas.com;
kurttdarling@iheartmedia.com

WHBE, 680 AM

(Jason Anderson)
(502) 396-6608
Email: jason@espnouisville.com

WLAP, 630 AM

(Tim Ansted)
(859) 422-1000
Email: timansted@clearchannel.com

WLW, 700 AM

(Bill Dennison)
(513) 686-8300
Email: seg@700wlw.com

WLXG, 1300 AM

(Mike Cameron, Matthew Laurence)
(859) 338-1649
Email: huddle@wlxg.com

WNDA, 1570 AM

(Bob Domine)
(502) 584-2400
Email: bob@newstalk1570.com

WVLK, 590 AM

(Scott Johnson)
(859) 253-5942
Email: news@WVLK.com
scottjohnson@cumulus.com

SPECIALTY OUTLETS

The Cats' Pause

(247sports.com Affiliate)
(Darrell Bird, Derek Terry, Gary Moyers)
(859) 278-3474
Email: dbird@catspause.com
gmoyers@catspause.com

247sports.com

(Chris Fisher)
Email: c.fish00@gmail.com

Cats Illustrated

(Rivals.com Affiliate)
(Warren Taylor, Justin Rowland)
(636) 542-2509
Email: kentuckyrivals@yahoo.com

Sports in Kentucky

(Bob Watkins)
(270) 369-6126
Email: sportsinky@aol.com

SEC Country

(Kyle Tucker, Joe Mussatto)
(859) 537-3265
writerkyle@gmail.com

Kentucky Alumni Communications

(Jill Smith)
(859) 257-8906
Email: jillianne.smith@uky.edu

Kentuckysports.co

(Matt McCarthy)
(502) 889-1587
Email: mattm@kentuckysports.co

KentuckySportsReport.com

(Lonny Demaree)
(859) 236-2551 ext. 253
Email: lonny.demaree@insightbb.com

KYForward.com/KentuckyToday.com

(Keith Taylor)
(859) 200-9801

ASeaofBlue.com (SB Nation Affiliate)

(Glenn Logan, Jason Marcum)
(502) 493-9588
Email: aseaoofblue@gmail.com

KY Newsgroup

(Philip Smith)
(859) 432-5222
Email: philip@kynewsgroup.com

Wildcatbluenation.com (Fansided Affiliate)

(Paul Jordan)
(407) 701-7486
Email: pjordan32746@gmail.com

NationofBlue.com

(Scott Anderson)
(606) 375-6740
Email: scott@nationofblue.com

Kysportsconnection.com

(Tyler Mounce)
(606) 875-4053
Email: kysportsconnection@gmail.com

VaughtsViews.com

(Larry Vaught)
(859) 583-8630
Email: larryvau@gmail.com

TELEVISION

WKYT-TV (CBS)

(Brian Milam, Lee K. Howard, Steve Moss)
(859) 299-0411
Email: sportstip@wkyt.com
brian.milam@wkyt.com
lkhoward@wkyt.com
steve.moss@wkyt.com
dave.baker@wkyt.com

WLEX-TV (NBC)

(Alan Cutler, Keith Farmer, Dorian Craft)
(859) 381-1801
Email: acutler@lex18.com
kfarmer@lex18.com
dcraft@lex18.com

WTVQ-TV (ABC)

(Alex Risen, Bryan Kennedy)
(859) 299-3636
Email: arisen@wtvq.com
bkennedy@wtvq.com

WAVE-TV (NBC)

(Kent Taylor, Kendrick Haskins, Mike Hartnett, Brian Winner)
(502) 585-2201
Email: ktaylor@wave3.com
khaskins@wave3.com

WHAS-TV (ABC)

(Kent Spencer, Whitney Harding)
(502) 582-7252
Email: kspencer@whas11.com
wharding@whas11.com

WLKY-TV (CBS)

(Fred Cowgill, Lee DeJarlais, Dan Koob, Natalie Grise)
(502) 891-4920
Email: fcowgill@wlky.com
ldejarlais@hearst.com
ngrise@hearst.com

WDRB-TV (Fox)

(Tom Lane, John Lewis, Rick Bozich, Eric Crawford, Mike Lacett, Katie George)
(502) 561-7704
Email: tlane@wdrb.com
jlewis@wdrb.com
rbozich@wdrb.com
ecrawford@wdrb.com
mlacett@wdrb.com
kgeorge@wdrb.com

CN2-TV

(T.J. Beisner, Bradley McKee)
(502) 357-4773
Email: tj.beisner@twcable.com



THE KENTUCKY WOMEN'S BASKETBALL COACHING STAFF HAS

93 years of coaching experience

Coached in 38 NCAA Tournaments, including
27 Sweet 16s, 20 Elite Eights and 8 Final Fours

Won 4 NCAA Championships

Won 17 Conference Championships

Coached 156 players that eventually played in
the WNBA, including 4 league MVPs

Coached 14 Olympians

Won 7 Coach of the Year honors

Coached players to 264 all-conference honors
and 69 All-America honors





UK[®]

KENTUCKY[®]
WOMEN'S BASKETBALL



VS

NOV. 5
EXH



VS

NOV. 10



VS

NOV. 12



AT

NOV. 16



AT

NOV. 19



VS

NOV. 22



VS

NOV. 26



AT

NOV. 30



VS

DEC. 3



VS

DEC. 5



AT

DEC. 8



AT

DEC. 10



VS

DEC. 17



VS

DEC. 21



AT

DEC. 28



VS

DEC. 31
RUPP ARENA



AT

JAN. 4



VS

JAN. 7



AT

JAN. 11



AT

JAN. 15



VS

JAN. 21
RUPP ARENA



VS

JAN. 25



AT

JAN. 29



VS

FEB. 1



VS

FEB. 4
RUPP ARENA



AT

FEB. 8



AT

FEB. 11



VS

FEB. 15



AT

FEB. 18



AT

FEB. 22



VS

FEB. 25



AT

FEB. 28-MAR. 4



AT

MAR. 16-APR. 1