



VS.



SATURDAY, NOV. 25 • NOON ET • SEC NETWORK LEXINGTON, KY • KROGER FIELD (61,000)

EIGHT WINS, GOVERNOR'S CUP ON LINE IN REGULAR SEASON FINALE

The Governor's Cup rivalry takes center stage on Thanksgiving weekend as Kentucky hosts Louisville in the regular season finale. With a win the Wildcats would finish with an 8-4 mark, the first eight-win regular season for the program since the 1984 Hall of Fame Bowl team. It also would be the second consecutive season the Cats took ownership of the Governor's Cup trophy.

The two teams staged a thrilling edition of the rivalry last season, with Kentucky erasing a 10-point deficit for the comeback win. Austin MacGinnis split the uprights with a 47-yard field goal with 12 seconds remaining to give the Cats a 41-38 upset victory that paved the way to being invited to the TaxSlayer Bowl. It was UK's first victory over the Cardinals since 2010.

Kickoff will be at noon ET at Kroger Field and the game will air on the SEC Network. The Wildcats can tie the series 9-9 in games played in Lexington with a win.

Twenty-five players also will be honored during a special "Senior Day" pregame ceremony.

KENTUCKY WILDCATS (7-4, 4-4 SEC)

9/2	at Southern Miss [CBSSN]	W, 24-17
9/9	Eastern Kentucky [SECN]	W, 27-16
9/16	at South Carolina* [SECN]	W, 23-13
9/23	#20/22 Florida* [SECN]	L, 27-28
9/30	Eastern Michigan [SECN]	W, 24-20
10/7	Missouri* [SECN]	W, 40-34
10/21	at Mississippi State* [SECN]	L, 7-45
10/28	Tennessee* [SECN]	W, 29-26
11/4	Ole Miss* [SECN]	L, 34-37
11/11	at Vanderbilt* [SECN]	W, 44-21
11/18	at Georgia* [CBS]	L, 13-42
11/25	Louisville [SECN]	Noon

All times ET; *SEC game; Home games in bold

LOUISVILLE CARDINALS (7-4, 4-4 ACC)

9/2	vs. Purdue^	W, 35-28
9/9	at North Carolina*	W, 47-35
9/16	Clemson*	L, 21-47
9/23	Kent State	W, 42-3
9/30	Murray State	W, 55-10
10/5	at NC State*	L, 25-39
10/14	Boston College*	L, 42-45
10/21	at Florida State*	W, 31-28
10/28	at Wake Forest*	L, 32-42
11/11	Virginia*	W, 38-21
11/18	Syracuse*	W, 56-10
11/25	at Kentucky [SECN]	Noon

All times ET; ^Indianapolis, Ind. *ACC game; Home games in bold

ABOUT THE GAME

TV • SEC NETWORK

Play-by-Play Taylor Zarzour
Analyst Andre Ware
Reporter Olivia Harlan

RADIO • UK SPORTS NETWORK

Play-by-Play Tom Leach
Analyst Jeff Picoro
Sideline Dick Gabriel

SATELLITE RADIO

Channel 191 - XM Channel 138 - Sirius

INTERNET RADIO • www.UKathletics.com

Live Audio - free; Live Stats

TICKETS • UKathletics.com

HASHTAG • #ULvsUK

GAME CENTER - #ULvsUK

KENTUCKY WILDCATS

Record: 7-4 (4-4 SEC)
Ranking: AP - NR; Coaches - RV
Coach: Mark Stoops (Iowa, '89)
Record: 26-34 (Fifth season)
at UK: 26-34 (Fifth season)
vs. UL: 1-3
Last Game: L, 42-13, at Georgia (11/18)
Series: Kentucky leads 15-14

LOUISVILLE CARDINALS

Record: 7-4 (4-4 ACC)
Ranking: AP - NR; Coaches - NR
Coach: Bobby Petrino (Carroll College, '83)
Record: 116-47 (13th season)
at UL: 74-26 (8th season)
vs. UK: 6-2
Last Game: W, 56-10, vs. Syracuse (11/18)
Last Meeting: UK won 41-38 in Louisville (11/26/16)

QUICK NOTES

- Saturday is "Senior Day." Twenty-five players will be honored during a special "Senior Day" pregame ceremony. A list of those players are located on page 3.
- This is the 30th edition of the rivalry between Kentucky and Louisville. UK leads the all-time series 15-14 but trails 9-8 in games played in Lexington. The Cats are looking for their first win over the Cards in Lexington since 2009.
- The Wildcats scored a thrilling 41-38 upset win at No. 11 Louisville last season, ending a five-game losing streak to the Cardinals.
- Kentucky has clinched consecutive winning seasons for the first time since 2008-09.
- UK has won seven of its last 13 SEC games. This is the best stretch since the 1998-99 seasons.
- UK finished at least .500 in the league in consecutive seasons for the first time since 1998-99.
- UK finished in third place in the SEC Eastern Division. Placing second last season, it is UK's best back-to-back finishes since the league split into divisions in 1992.
- Over the last two seasons, Kentucky is 8-3 in games decided by seven points or less.
- Running back **Benny Snell Jr.** is just the ninth player in school history to reach 2,000 in his career and the first player in school history to rush for 1,000 in consecutive seasons (more on page 8).
- Snell has 29 rushing touchdowns in his career, setting a new school record. He surpassed the old mark of 26.
- In the past four games, Snell has rushed for 566 yards and 10 TDs.
- Snell has 16 rushing TDs this season, just one shy of the UK single-season record of 16 by Moe Williams in 1995.
- Snell, who is on the watch lists for the Maxwell Award and the Doak Walker Award, currently ranks second in the SEC in total rushing yards (1,107) and his 100.6 yards per game is third in the league. Both are top 25 nationally.
- UK is now 14-8 over the last 22 games with **Stephen Johnson II** as the starter (12-8) or QB for the majority of the game in a relief role (2-0). Johnson is on the top 20 list for the Johnny Unitas Golden Arm Award.
- With his game-winning fourth quarter drive against Tennessee, Johnson now has five game-winning drives in the fourth quarter or overtime in his career, the second-most for a UK quarterback since 1955 (Andre' Woodson, 7).
- The Cats have won 14 of their past 21 regular season games dating to last season, including road wins at No. 11 Louisville, South Carolina, Missouri, Vanderbilt and Southern Miss. This marks the first time UK has accomplished this feat since 2006-08, when the Wildcats went 15-6 over a 21-game regular-season stretch.
- The Cats rank 42nd nationally in rushing defense, allowing 145.5 yards per game. It is good for seventh in the SEC.

continued on page 3



UK Media Relations
Susan Lax

WEEKLY MEDIA SCHEDULE - WEEK 13 - LOUISVILLE GAME

859.608.5019
slax0@uky.edu

Monday - 20	Tuesday - 21	Wednesday - 22	Thursday - 23	Friday - 24	Saturday - 25	Sunday - 26
Weekly news conference/luncheon. Lunch 11:15 a.m.; Stoops at Noon	Interview request deadline 5:30 p.m., offensive players/ coaches	Interview request deadline (tentatively) 4:30 p.m., Coach Stoops/ defensive players/ coaches	No availability	No availability	Louisville at UK Noon ET Kroger Field SEC Network	No availability

QUICK FACTS

Location: Lexington, Ky.
Founded: 1865
Enrollment: 30,000
Nickname: Wildcats
Colors: Blue (PMS 286) and White
Conference: Southeastern (Eastern Division)
Stadium: Kroger Field (61,000)
President: Dr. Eli Capilouto
Athletics Director: Mitch Barnhart
Faculty Representative: Joseph L. Fink III

COACHING STAFF

Assistant Coaches:

Steve Clinkscale, defensive backs

Eddie Gran, assistant head coach offense/
running backs

Darin Hinshaw, co-offensive coordinator,
QBs

Dean Hood, special teams coordinator, outside
linebackers

Matt House, defensive coordinator/inside line
backers

Derrick LeBlanc, defensive line

Vince Marrow, tight ends, recruiting coord.

John Schlarman, offensive line

Lamar Thomas, wide receivers

Graduate Assistant Coaches:

Michael Colosimo, offense

Evan McKissack, offense

Chase Heuke, defense

Thomas Wells, defense

Quality Control:

Tommy Mangino, quality control

Louie Matsakis, quality control

Dillon Sanders, quality control

FOOTBALL MEDIA RELATIONS STAFF DIRECTORY

Assistant AD/Media Relations/Stoops Contact

Tony Neely - 859-257-3838
tneely@uky.edu

Associate Media Relations Director/ Football Contact

Susan Lax - 859-608-5019 (cell)
slax0@uky.edu

Assistant Media Relations Director/ Secondary Football Contact

Matt May - 859-806-7463 (cell)
matt.may@uky.edu

Associate Media Relations Director/ Credentials and Press Box Coordinator

Evan Crane - 859-257-8431
wesley.crane@uky.edu

Office Coordinator

Stephanie Guy - 859-257-3838
stephanie.guy@uky.edu

MEDIA INFORMATION

CREDENTIAL REQUESTS

Media credentials for the 2017 University of Kentucky football home schedule should be requested online at www.sportssystem.com/kentucky.

Credentials should be requested by the sports editor/director of the media entity. All of the credential requests from a media outlet should go on one credential form. If you have any questions, please contact Evan Crane at 859-257-3838.

Credentials for away games should be requested through the home team media relations director.

UK WEBSITE -- UKATHLETICS.COM

Visit the official University of Kentucky Athletics web site at UKathletics.com. The official Southeastern Conference web site is secsports.com.

UK MEDIA CONFERENCE

Every Monday - excluding bye weeks - head coach Mark Stoops will host a news conference/luncheon in the Kroger Field Media Room inside Gate 1. Lunch will be served at 11:15 a.m. in the recruiting room by Gate 14 with Coach Stoops talking at Noon in the media room.

UK NEWS CONFERENCE VIDEO

The Mark Stoops news conferences held on Mondays during the season will be available to the media for video download through XOS Video. E-mail Susan Lax for access information.

SEC HEAD COACHES' TELECONFERENCE

The SEC head coaches' teleconference is on Wednesdays from 11 a.m. to 1 p.m. ET. Coach Mark Stoops' time slot is 12:40 p.m. The call-in number is 877-381-5694. A passcode will be issued each week by the SEC office.

INTERVIEWS AT PRACTICE

Interviews will be conducted at the Joe Craft Football Training Center or by telephone at the conclusion of each practice on Tuesdays and Wednesdays.

COLLEGEPRESSBOX.COM

Collegepressbox.com is the official media website for Division I football. Access and download weekly game notes, quotes, statistics, media guides, headshots, logos and more for each conference and its member schools. Login information will be distributed to accredited media or you can apply for a password at collegepressbox.com/password.

FOLLOW KENTUCKY FOOTBALL ON SOCIAL MEDIA



@UKFootball
@UKCoachStoops
@CoachMHouse
@CoachDeanHood
@LamarCoachT

@DLTough
@CoachHinshaw
@vincemarrow
@CoachSchlarman
@CoachGran
@coachclink



Kentucky Football

Kentucky Wildcats



UKFootball



UKStoopsTroops



SEC STANDINGS

EASTERN DIVISION

Team	SEC	Pct.	All	Pct.
Georgia	7-1	.875	10-1	.909
South Carolina	5-3	.625	8-3	.727
KENTUCKY	4-4	.500	7-4	.636
Florida	3-5	.375	4-6	.400
Missouri	3-4	.429	6-5	.545
Tennessee	0-7	.000	4-7	.364
Vanderbilt	0-7	.000	4-7	.364

WESTERN DIVISION

Team	SEC	Pct.	All	Pct.
Alabama	7-0	1.000	11-0	1.000
Auburn	6-1	.857	9-2	.818
LSU	5-2	.714	8-3	.727
Miss. State	4-3	.571	8-3	.727
Texas A&M	4-3	.571	7-4	.636
Ole Miss	2-5	.286	5-6	.455
Arkansas	1-6	.143	4-7	.364

WEEK 13 SCHEDULE

NOV. 25

LOUISVILLE AT KENTUCKY

Noon; SEC Network

Thursday, Nov. 23

Ole Miss at Mississippi State
7:30 p.m.; ESPN

Friday, Nov. 24

Missouri at Arkansas
2:30 p.m.; CBS

Saturday, Nov. 25

Florida State at Florida

Noon; ESPN

Georgia at Georgia Tech

Noon; ABC

Alabama at Auburn

3:30; CBS

Vanderbilt at Tennessee

4 p.m.; SEC Network

Clemson at South Carolina

7:30 p.m.; ESPN

Texas A&M at LSU

7:30 p.m.; SEC Network

All times ET



continued from page 1

- Junior safety **Mike Edwards** is having an outstanding season. He leads the Wildcats with 84 total tackles, four interceptions and six pass breakups. He has made double-digit tackles in four of the past seven games and ranks ninth in the SEC in tackles per game.
- Edwards is tied for the league lead and 10th nationally in interceptions. He's on the watch list for the Jim Thorpe Award.
- UK's pass rush has been led by the DE/LB duo of **Josh Allen** and **Denzil Ware** (aka Blitz Bros.). They comprise one of the SEC's top pass rushing pairs, having totaled 223 total tackles, 36.0 tackles for loss, 24.0 sacks, 12 quarterback hurries, six forced fumbles and two interceptions the past two seasons.
- Allen** ranks sixth in the SEC in sacks (7.0). He ranks 36th nationally in sacks and was named a semifinalist for the Butkus Award and a midseason second-team All-American by the AP and *Sports Illustrated*.
- Ware's** two sacks vs. Vanderbilt gives him 6.5 for the season, good for seventh in the SEC and 43rd nationally. He was named SEC Co-Defensive Lineman of the Week for his play against the Commodores.
- Senior wideout **Garrett "Juice" Johnson** has caught a pass in 22 consecutive games and ranks fourth on the school's all-time career receiving yards list (2,050). He is just the fourth player in school history with 2,000 receiving yards in his career.
- Senior kicker **Austin MacGinnis** has a school-record 349 career points. He surpassed Lones Seiber (305 from 2006-09) in the win over Missouri by scoring a career-high tying 16 points, the second-most points for a kicker in a single game at UK.
- With 349 career points, MacGinnis moved up to 12th in SEC history in career scoring and 12th in career points kicking in the SEC.
- With two field goals against Florida, MacGinnis surpassed Joey Worley (57 from 1984-87) to top the career list for field goals made. He now has 70.
- MacGinnis' 20 field goals on the season are the most in the SEC and ranks him sixth nationally in field goals per game. It is also one shy of his own school record of 21 set in 2014. He has made 11 consecutive field goals, tying his own school record.
- Senior LB **Courtney Love** was named to the Allstate AFCA Good Works Team, just one of 11 FBS student-athlete named to the prestigious award. He is also on the watch lists for the Lott Trophy (quarterfinalist) and Wuerffel Trophy (semifinalist).
- Junior TE **C.J. Conrad** has caught 16 passes for 286 yards and four scores this season. Coaches have been complimentary of his outstanding blocking and he is on the watch list for the John Mackey Award.
- Freshman receiver/return man **Lynn Bowden Jr.'s** 93-yard kickoff return vs. Vanderbilt is

the longest for a UK player since 2009. He is averaging 131.8 all-purpose yards per game over the past six games.

- Junior DB **Lonnie Johnson, Jr.** has blocked an extra point and a field goal this season and is second in the FBS in blocks.
- The Cats have blocked three kicks (PAT, FG, punt) total, which ranks 15th nationally
- Kentucky is third in the nation in punt returns, averaging 17.3 yards per return.

THE GOVERNOR'S CUP

- The Governor's Cup was created in 1994 as the trophy for the winner of the Kentucky-Louisville game. Donated by The Kroger Company at a cost of \$23,000, the Governor's Cup stands 33 inches tall and weighs 110 pounds. The trophy's base and upright columns are hand-milled black marble. The glass components are optic-grade crystal. All metal parts are 23-karat, gold-plated brass. The cup itself is made of pewter with a 23-karat gold-plated finish.
- The cup was designed by Kendall Costner and sculpted by James Corcoran of Bruce Fox, Inc. The Kroger Company also is involved in supporting academic pursuits at the schools. Kroger is donating \$10,000 to each school for each year the game is played. Kroger's donations now total \$480,000 -- \$240,000 to each school.

SENIOR DAY

- Twenty-five players will be playing their final home game at Kroger Field on Saturday:
 - #55, David Baumer, OT, Jr., Cincinnati, Ohio
 - #43, Logan Blue, LB/LS, Jr., Owensboro, Ky.
 - #6, Blake Bone, WR, Sr., Woodruff, S.C.
 - #47, Jordan Bonner, LB, Jr., Lyndhurst, Ohio
 - #69, Matt Elam, NG, Sr., Elizabethtown, Ky.
 - #37, Spencer Foy, LB, Jr., Louisville, Ky.
 - #62, Dylan Greenberg, RG, Sr., Tucson, Ariz.
 - #85, Greg Hart, TE, Sr., Dayton, Ohio
 - #68, Nick Haynes, OG, Sr., Niceville, Fla.
 - #36, Jacob Hyde, NG, Sr., Manchester, Ky.
 - #9, Garrett "Juice" Johnson, WR, Sr., Winter Garden, Fla.
 - #15, Stephen Johnson, QB, Sr., Rancho Cucamonga, Calif.
 - #20, Ryan Kendall, WR, Jr., Charlotte, N.C.
 - #51, Courtney Love, LB, Sr., Youngstown, Ohio
 - #99, Austin MacGinnis, K, Sr., Wedowee, Ala.
 - #32, William Mahone, RB, Sr., Cincinnati, Ohio
 - #73, Kyle Meadows, OT, Sr., West Chester, Ohio
 - #74, Cole Mosier, OT, Sr., Walton, Ky.
 - #84, Charles Moushey, WR, Sr., Westerville, Ohio
 - #93, Matt Panton, K/P, Sr., Melbourne, Aus.
 - #77, Naquez Pringle, DT, Sr., Georgetown, S.C.
 - #5, Kendall Randolph, CB, Sr., Tallahassee, Fla.
 - #19, Kayaune Ross, WR, Sr., West Chester, Ohio
 - #88, Charles Walker, WR, Sr., Louisville, Ky.
 - #14, Luke Wright, QB, Jr., Atlanta, Ga.



NATIONAL POLLS (WEEK 13)

AP TOP 25

1	Alabama(58)	11-0
2	Miami(3)	10-0
3	Oklahoma	10-1
4	Clemson	10-1
5	Wisconsin	11-0
6	Auburn	9-2
7	Georgia	10-1
8	Ohio State	9-2
9	Notre Dame	9-2
10	TCU	9-2
11	USC	10-2
12	Penn State	9-2
13	UCF	10-0
14	Washington State	9-2
15	Washington	9-2
16	Mississippi State	8-3
17	Memphis	9-1
18	Oklahoma State	8-3
19	LSU	8-3
20	Stanford	8-3
21	Michigan State	8-3
22	South Florida	9-1
23	Northwestern	8-3
24	Virginia Tech	8-3
25	Boise State	9-2

UK Opponents Receiving Votes: South Carolina 30

AMWAY COACHES TOP 25

1	Alabama(64)	11-0
2	Miami	10-0
3	Clemson	10-1
4	Wisconsin	11-0
5	Oklahoma	10-1
6	Auburn	9-2
7	Georgia	10-1
8	Ohio State	9-2
9	Notre Dame	9-2
10	USC	10-2
11	Penn State	9-2
12	UCF	10-0
13	TCU	9-2
14	Washington	9-2
15	Washington State	9-2
16	Memphis	9-1
17	Mississippi State	8-3
18	LSU	8-3
19	South Florida	9-1
20	Stanford	8-3
21	Oklahoma State	8-3
22	Michigan State	8-3
23	Northwestern	8-3
24	Boise State	9-2
25	Virginia Tech	8-3

UK Opponents Receiving Votes: South Carolina 69, Kentucky 9

UK Opponents in Bold

KENTUCKY IN THE POLLS

DATE	AP	COACHES	BCS
Preseason	RV (3)	NR	-
Week 2	RV (4)	RV (6)	-
Week 3	NR	RV (1)	-
Week 4	RV (11)	RV (18)	-
Week 5	NR	NR	-
Week 6	NR	RV (14)	-
Week 7	RV (6)	RV (41)	-
Week 8	RV (8)	RV (64)	-
Week 9	NR	RV (4)	-
Week 10	NR	RV (33)	-
Week 11	NR	NR	-
Week 12	NR	RV (16)	-
Week 13	NR	RV (9)	-
Week 14			
Week 15			

COMPARISON STATS

KENTUCKY	LOUISVILLE	
7-4	Record	7-4
4-4	Conference Record	4-4
26.5	Scoring/game	38.6
352.0	Total Offense/game	560.4
164.5	Rushing/game	241.2
187.5	Passing/game	319.2
23.5	Kickoff Returns (avg.)	19.7
17.3	Punt Returns (avg.)	5.9
42.5	Punting (avg)	43.6
30:53	Time of Possession	30:31
43.7	Third-Down Conv. (pct)	45.5
57.1	Fourth-Down Conv. (pct)	56.0
27.2	Points Allowed/game	28.0
413.3	Total Defense/game	391.2
145.5	Rushing Defense/game	147.2
267.8	Passing Defense/game	244.0

SCOUTING LOUISVILLE

- Louisville is currently 7-4 overall, 4-4 in the ACC entering the final game of the regular season.
- The Cardinals are led by 2016 Heisman Trophy-winning quarterback Lamar Jackson. Jackson is a member of the 3,000-yard passing and 1,000-yard rushing club for two consecutive seasons and has accounted for 40 touchdowns this season.
- Louisville ranks No. 3 nationally in total offense with 560.4 yards per game. They average 38.5 points per game.
- The Cardinals average 6.4 yards per rush, including Jackson's 6.8 per carry.
- Louisville has had an opportunistic defense, creating 20 turnovers and ranking in the nation's top 25 in takeaways.
- Linebacker Dorian Etheridge leads the defense with 69 tackles. The Cards have a potent pass-rush duo with linebackers James Hearn (seven sacks) and Jonathan Greenard (six sacks).
- Like UK, Louisville has an accurate kicker should the game come down to a field goal again. Blanton Creque is 12-of-14 on the season with a long of 48 yards.

SERIES VS. LOUISVILLE

- With last season's win, Kentucky now leads the all-time series 15-14.
- Louisville leads the series 9-8 in games played in Lexington, having won three straight. The Cats' last win in Lexington was a 31-27 victory in 2009.
- Kentucky stormed into Papa John's Cardinal Stadium and secured a thrilling 41-38 last-second victory over the No. 11 Cardinals last season, ending a five-game losing streak to Louisville in the process.
- The win was the Cats' first road win over a ranked team since 2002, which also came against Louisville.
- The Cats rang up 581 yards of total offense in the game (338 passing, 229 rushing).
- QB Stephen Johnson connected on three scores and rushed for another 83 yards in the win. He found WR Garrett Johnson for a 75-yard score on the Cats' first offensive play and later hit Johnson again for a 63-yard score. His final touchdown throw was a 35-yarder to Dorian Baker.
- The Cats' defense forced four turnovers, including a late fumble that stopped a Louisville drive deep in UK territory and set up the Cats' game-winning drive.
- UK kicker Austin MacGinnis nailed the game-winning 47-yard field goal with 12 seconds left.
- The modern version of the Governor's Cup rivalry began in 1994 after a 70-year hiatus and has been played each of the past 23 seasons.

KENTUCKY-LOUISVILLE CONNECTIONS

- Kentucky has just three players from the city of Louisville on its current roster: DB Spencer Blackburn, LB Spencer Foy and WR/PR Charles Walker.
- Louisville has four players from the city of Lexington on its roster: QB Clay Bolin, S Jack Fagot, LS Ryan Betlach and WR Jordan Thomas.
- UK wide receivers coach Lamar Thomas spent two seasons in the same position at Louisville before opting to join the Wildcats' staff.





KENTUCKY BY THE NUMBERS

	2017	Stoops
Record	7-4	26-34
SEC	4-4	12-28
West	0-2	1-9
East	4-2	11-19
Non-Conference	3-0	14-6
Home	4-2	20-15
Road	3-2	6-17
Neutral site	0-0	0-2
Night	3-1	12-17
Day	4-3	14-17
TV Games	6-4	23-34
CBS	0-1	0-3
ESPN	0-0	1-6
ESPNU	0-0	2-5
ESPN2	0-0	0-2
ESPNNews	0-0	0-1
SEC Network	6-3	21-16
Fox Sports South	0-0	1-1
CBS Sports Network	1-0	1-0
UK scores on 1st possession	1-2	9-11
Opp scores on 1st possession	4-2	9-15
UK scores first	3-3	15-13
Opponent scores first	4-1	11-21
UK leads after 1st quarter	4-0	15-4
Opponent leads after 1stQ	1-3	6-23
Teams are tied after 1stQ	3-0	5-7
UK leads at halftime	5-1	18-4
Opponent leads at halftime	1-2	4-28
Teams are tied at halftime	1-1	4-2
UK leads after 3rd quarter	5-1	20-2
Opponent leads after 3rdQ	1-2	3-30
Teams are tied after 3rdQ	1-1	4-2
Game goes to overtime	0-0	1-1
Scoring less than 20 pts	0-2	2-19
Scoring 20+ points	7-2	19-15
Scoring 30+ points	2-1	15-7
Allowing less than 20 pts	3-0	14-2
Allowing 20+ points	4-3	9-25
Allowing 30+ points	1-3	5-24
UK has more total yards	2-0	18-3
Opp. has more total yds	5-4	8-31
UK has more rushing yards	6-1	20-6
Opp. has more rushing yards	1-3	6-28
UK has more passing yards	0-2	15-10
Opp. has more passing yards	7-2	11-22
Rushing for < 100 yds	2-0	3-11
Rushing for over 100 yards	5-4	20-22
Rushing for 200+ yards	3-1	17-6
Passing for 200+ yards	2-2	13-10
Passing for 300+ yards	0-0	5-4
UK has 100-yard rusher	5-1	17-9
Opp. has 100-yard rusher	2-2	9-23
No turnovers	1-2	6-6
One or two turnovers	5-2	17-23
3 or more turnovers	1-0	3-5
No takeaways	1-2	6-6
3 or more takeaways	3-0	8-4
UK has more penalties	1-0	10-11
Opp. has more penalties	4-4	13-20
Teams have equal penalties	2-0	3-3
UK has more TOP	5-1	17-11
Opp. has more TOP	2-3	9-23
UK defense scores	1-0	5-4
Opponent defense scores	0-1	4-6
UK returns KO/Punt for TD	0-0	1-0
Opp. returns KO/Punt for TD	0-0	0-4
Playing on natural grass	1-2	9-22
Playing on artificial surface	6-2	17-12
In blue uniforms	2-0	4-2
In white uniforms	1-1	1-5
In white unis/blue pants	1-1	4-12
In blue unis/white pants	2-1	10-4
In black uniforms	0-0	1-3
In blue uniforms/grey pants	0-0	1-3
In grey uniforms	0-1	2-3
In grey uniforms/blue pants	1-0	3-2

MILESTONES TO WATCH IN 2017

- Senior WR **Garrett Johnson** has 2,050 career receiving yards and is fourth all-time on Kentucky's career receiving list. He needs 289 more receiving yards to tie Derek Abney for third. He is just the fourth player to reach 2,000 career receiving yards.
- **Johnson** currently has 153 career receptions. He ranks fifth on the career list. He would need 36 more to tie Keenan Burton at No. 4 (189 from 2003-07).
- Senior kicker **Austin MacGinnis** has hit a school-record tying 11 straight field goals. He needs one more to break his own record.
- **MacGinnis** has 20 made field goals this season, one behind his school-record 21 (2014).
- MacGinnis has hit 139 career PATs and ranks second on the all-time list behind Lones Seiber (158). He needs 19 more to tie the school record.
- Sophomore RB **Benny Snell Jr.** has 2,198 career rushing yards and is ninth all-time on Kentucky's career rushing list. He needs 313 yards to tie Stanley "Boom" Williams (2014-16) for seventh.
- **Snell** has 16 rushing touchdowns this season and needs just one more to tie Moe Williams' school record of 17 in 1995.
- Senior QB **Stephen Johnson** has 3,975 passing yards at Kentucky which ranks 10th on the career passing yards list. He needs 173 yards to move up to No. 9 with Randy Jenkins (4,148 from 1979-83).
- **Johnson** has 23 career passing TDs at UK which ranks ninth all-time. He needs one more to tie Patrick Towles (2012, 2014-15) and Randy Jenkins (1979-83) at No. 8.

A UK WIN WOULD...

- Improve UK to 8-4, giving UK eight regular season wins for the first time since 1984.
- Give Kentucky a season without any consecutive losses for the first time since 1977.
- Give UK consecutive wins over Louisville for the first time since 2007-10.
- Give UK its first home win over Louisville since 2009.
- Give Kentucky a win in its regular-season finale in consecutive seasons for the first time since 1976-77.
- Make Kentucky 10-3 over its last 13 home games for the first time since 2006-08.
- Make Kentucky 15-7 in the last 22 regular-season games, best stretch for UK since 2006-08.

GETTING DEFENSIVE

- The Wildcats have recovered seven fumbles and charted 11 interceptions this season.
- The Cats rank 32nd nationally in turnover margin (+5).
- The Cats rank 42nd nationally in rushing defense, allowing just 145.5 yards per game.
- The Cats have held six of their 11 opponents under 100 yards rushing.
- One key to the defensive improvement so far this season is improved depth, which has enabled the coaches to play more players than previous seasons. The Wildcats have played more than 20 players on defense in every game this season.
- UK's "Blitz Bros" - rush ends/LBs Denzil Ware and Josh Allen - have wreaked havoc with their ability to create consistent pressure on opposing quarterbacks, accounting for 18.5 tackles for loss, 13.5 sacks, four forced fumbles, a fumble recovery, an interception and a touchdown.

The Cats have an experienced defense and it shows in their rankings among active players:

Most Career Tackles Per Game, Active SEC Players (Min. 15 Games Played) (as of Nov. 18)

1. 7.39, Dee Greenlaw (Arkansas)
2. 6.94, Skai Moore (South Carolina)
3. 6.89, Armani Watts (Texas A&M)
4. 6.26, Devin White (LSU)
4. 6.23, David Reese (Florida)
5. **6.19, Mike Edwards (Kentucky)**
6. **6.07, Jordan Jones (Kentucky)**

Most Career Tackles, Active SEC Juniors (As Of Nov. 18)

1. 229, Dee Greenlaw (Arkansas)
2. **223, Mike Edwards (Kentucky)**



TRACKING KENTUCKY'S OPPONENTS

Opponent	UK vs. Opp	Opp. Record	Last Game	Next Game
at Southern Miss	Sept. 2	7-4	W, vs. Charlotte, 66-21	at Marshall - Nov. 18
vs. Eastern Kentucky	Sept. 9	4-7	W, vs. Saint Francis, 14-10	Regular Season Complete
at South Carolina	Sept. 16	8-3	W, vs. Wofford, 31-10	vs. Clemson - Nov. 25
vs. Florida	Sept. 23	3-6	W, vs. UAB, 36-7	vs. Florida State - Nov. 25
vs. Eastern Michigan	Sept. 30	4-7	W, at Miami (Ohio), 27-24	vs. Bowling Green - Nov. 21
vs. Missouri	Oct. 7	6-5	W, at Vanderbilt, 45-17	at Arkansas - Nov. 24
at Miss. State	Oct. 21	7-3	W, at Arkansas, 28-21	vs. Ole Miss - Nov. 23
vs. Tennessee	Oct. 28	4-7	L, vs. LSU, 10-30	vs. Vanderbilt - Nov. 25
vs. Ole Miss	Nov. 4	5-6	L, vs. Texas A&M, 24-31	at Miss. State - Nov. 23
at Vanderbilt	Nov. 11	4-7	L, vs. Missouri, 17-45	at Tennessee - Nov. 25
at Georgia	Nov. 18	10-1	W, vs. Kentucky, 42-13	at Georgia Tech - Nov. 25
vs. Louisville	Nov. 25	7-4	W, vs. Syracuse, 56-10	at Kentucky - Nov. 25

Most Career Tackles For Loss Per Game, Active SEC Players (as of Nov. 18)

1. 0.95, Marquis Haynes (Ole Miss)
2. 0.85, Arden Key (LSU)
3. **0.79, Jordan Jones (Kentucky)**
4. 0.73, Jabari Zuniga (Florida)
- 0.73, Denzil Ware (Kentucky)**

Most Career Forced Fumbles, Active SEC Players (as of Nov. 18)

1. 12, Marquis Haynes (Ole Miss)
2. **6, Josh Allen (Kentucky)**
- 6, Lorenzo Carter (Georgia)

Most Career Interceptions, Active SEC Players (as of Nov. 18)

1. 15, Dominick Sanders (Georgia)
2. 14, Skai Moore (South Carolina)
3. 10, Armani Watts (Texas A&M)
4. 9, Minkah Fitzpatrick (Alabama)
5. **8, Mike Edwards (Kentucky)**

Most Career Interceptions, Active SEC Juniors (as of Nov. 18)

1. 9, Minkah Fitzpatrick (Alabama)
2. **8, Mike Edwards (Kentucky)**

MR. CLUTCH - STEPHEN JOHNSON RISING UP CAREER CHARTS

Kentucky's starting quarterback, Stephen Johnson, has provided the Cats with a steady hand at the position, but the senior is not just a game manager.

- Johnson ranks in the school's top five in several significant career categories, showing his ability to make plays at critical times and avoid the type of mistakes that can cost a team games.
- Those categories include career TD-to-INT, quarterback rushing yards, completions-to-TD ratio, passing yards per completion (see page 20 for full lists):

Most Touchdown Passes of at Least 40 yards, Career (since 1955)

1. 19, Jared Lorenzen (2000-03)
2. 15, Tim Couch (1996-98)
3. 12, Andre' Woodson (2004-07)
4. 9, Rick Norton (1963-65)
5. **8, Stephen Johnson (2016-present)**

Most Game-Winning Drives in Fourth Quarter/Overtime, Career (since 1955)

1. 7, Andre' Woodson (2004-07)
2. **5, Stephen Johnson (2016-present)**
- 5, Bill Ransdell (1983-86)
- 4, Mike Hartline (2007-10)
- 4, Freddie Maggard (1989-91)
- 4, Rick Norton (1963-65)
- 4, Jerry Woolum (1960-62)

100-YARD RUSHERS

Player	2017	Career	'17 Opponent
Benny Snell Jr.	6	11	E. Kentucky South Carolina Missouri Tennessee Ole Miss Vanderbilt

100-YARD RECEIVERS

Player	2017	Career	'17 Opponent
Garrett Johnson	1	6	Missouri
C.J. Conrad		1	

INTERCEPTIONS

Player	2017	Career
Mike Edwards	4	8
Derrick Baity Jr.	2	5
Chris Westry		3
Josh Allen	1	2
Darius West	1	1
Kendall Randolph	1	1
Jordan Griffin	1	1
Denzil Ware	1	1

TRACKING SACK LEADERS

Player	2017	Career
Josh Allen	7.0	14.5
Denzil Ware	6.5	13.0
Josh Paschal	3.5	3.5
T.J. Carter	3.0	3.0
Jordan Jones	2.0	6.0
Boogie Watson	2.0	2.0
Courtney Love	1.0	2.0
Chris Westry		1.5
Adrian Middleton	1.0	1.0
Kengera Daniel	1.0	1.0
Mike Edwards	1.0	1.0
Lonnie Johnson	1.0	1.0
Naquez Pringle		1.0
Kendall Randolph		1.0

DOUBLE-FIGURE TACKLERS

Player	2017	Career
Mike Edwards	5	9
Jordan Jones	1	5
Darius West	1	1
Courtney Love	1	1



STAT LEADERS

PASSING

UK	COMP-ATT-INT-YDS-TD
Stephen Johnson	162-261-4-1,938-10

RUSHING

UK	ATT-YDS-TD
Benny Snell Jr.	227-1,107-16
Stephen Johnson	87-352-3
Sihiem King	70-333-2

RECEIVING

UK	REC-YDS-TD
Garrett Johnson	46-500-2
Tavin Richardson	19-241-1
C.J. Conrad	16-286-4

TACKLES

UK	TACKLES
Mike Edwards	84-3.5 TFL-4 INT
Courtney Love	72-3.0 TFL-2 FR
Darius West	72-3.5 TFL-INT, 2 FF

STAT SUPERLATIVES

Most Games Played (min. 30): Garrett Johnson (48), Charles Walker (47), Matt Elam (45), Blake Bone (44), Nick Haynes (43), Kendall Randolph (43), Kyle Meadows (40), Josh Allen (36), Derrick Baity (36), C.J. Conrad (36), Mike Edwards (36), Denzil Ware (36), Chris Westry (36), Dorian Baker (32)

Most Games Started (min. 20): Kyle Meadows (34), Chris Westry (33), Garrett Johnson (33), Denzil Ware (30), C.J. Conrad (30), Nick Haynes (29), Mike Edwards (29), Derrick Baity (27), Dorian Baker (24), Courtney Love (24), Adrian Middleton (23)

Consecutive Games Started (min. 12): Kyle Meadows (33), Mike Edwards (29), Courtney Love (24), Adrian Middleton (23)

Consecutive Games with a Tackle (min. 12): Mike Edwards (32), Courtney Love (24), Jordan Jones (21)

Consecutive Games with a Reception (min. 5): Garrett Johnson (22), Dorian Baker (6)

WHERE ARE THE COACHES?

SIDELINE

Mark Stoops, Head Coach
Eddie Gran, HC Offense/RBs
Vince Marrow, Tight Ends
John Schlarman, Offensive Line
Lamar Thomas, Wide Receivers
Steve Clinkscale, Defensive Backs
Derrick LeBlanc, Defensive Line
Dean Hood, OLBs, Special Teams

PRESS BOX

Matt House, Defensive Coordinator, ILBs
Darin Hinshaw, Co-OC/Quarterbacks

Best Attempts-To-Interception Ratio, Career, SEC History (Min. 500 Pass Att.)

1. 86.3:1 AJ McCarron, Alabama (2010-2013) 690 attempts, eight interceptions
2. 62.2:1 Tim Tebow, Florida (2006-2009) 995 attempts, 16 interceptions
3. **52.6:1 Stephen Johnson, Kentucky (2016-2017) 526 attempts, 10 interceptions (As Of Nov. 18)**
4. 51.1:1 Andre' Woodson, Kentucky (2004-2007) 1,278 attempts, 25 interceptions

Most Total Offense, Career, School History

1. 10,637 yards Jared Lorenzen (2000-2003)
2. 8,870 yards Andre' Woodson (2004-2007)
3. 8,160 yards Tim Couch (1996-1998)
4. 5,660 yards Mike Hartline (2007-2010)
5. 5,456 yards Bill Ransdell (1983-1986)
6. 5,452 yards Patrick Towles (2012, 2014-2015)
7. **4,654 yards Stephen Johnson (2016-2017) (as of Nov. 18)**

- Johnson is a Top 20 candidate for the Johnny Unitas Golden Arm Award
- Johnson is the first UK QB to lead wins over Tennessee and Louisville since Turner Gregg in 1924.

MACGINNIS BREAKS CAREER SCORING RECORD

- Senior kicker Austin MacGinnis holds the school records for most field goals in a career (70), longest field goal (54 yards), most consecutive field goals made (11, twice), most points in a season (104), most field goals in a season (21), most extra points in a season without a miss (41 of 41) and most kickoff touchbacks in a season (25).
- He is currently riding a streak of 11 consecutive made field goals which ties his school record.
- He is 18-of-18 on field goals of 47 yards or less this season.
- MacGinnis was awarded one of three "Stars of the Week" by college football's top kicking award, the Palm Beach County Sports Commission Lou Groza Collegiate place-Kicker Award presented by the Orange Bowl for his play in the win over Missouri.
- MacGinnis scored 16 points in the 40-34 win, becoming UK's all-time career scoring leader with 314 points. He also tied his career high for points in a game. He made a 53-yarder for the go-ahead score in the fourth quarter and became the first player in school history with three field goals in his career of at least 53 yards. He added makes of 35, 21 and 20 yards and was 4-for-4 on extra point attempts vs. the Tigers
- Overall this season, he has nailed 20 field goals, which is tied for fourth among all FBS kickers.

Most Career Points Scored, Active FBS Kickers (as of Nov. 18)

1. 462, Daniel Carlson (Auburn)
2. 439, Jonathan Barnes (Louisiana Tech)
3. 400, Joey Slye (Virginia Tech)
4. 392, Michael Badgley (Miami (FL))
5. 353, Drew Brown (Nebraska)
6. **349, Austin MacGinnis (Kentucky)**

Most Career Points Scored, Active SEC Players (as of Nov. 18)

1. 456, Daniel Carlson (Auburn)
2. **349, Austin MacGinnis (Kentucky)**

Most Career Made Field Goals, Active FBS Players (as of Nov. 18)

1. 88, Daniel Carlson (Auburn)
2. 78, Joey Slye (Virginia Tech)
3. 76, Jonathan Barnes (Louisiana Tech)
4. 75, Michael Badgley (Miami (FL))
5. **70, Austin MacGinnis (Kentucky)**

Most Career Made Field Goals, SEC History

1. 88, Daniel Carlson (Auburn) (2014-2017) (as of Nov. 11)
2. 87, Billy Bennett (Georgia) (2000-2003)
3. 83, Leigh Tiffin (Alabama) (2006-2009)
4. 78, Phillip Doyle (Alabama) (1987-1990)
5. 77, Kevin Butler (Georgia) (1981-1984)
6. 76, Blair Walsh (Georgia) (2008-2011)
7. 71, Fuad Reveiz (Tennessee) (1981-1984)



2017 TEAM CAPTAINS

Game captains for the 2017 season will be decided on a week-by-week basis. They are listed below.

Southern Miss	Mike Edwards, Nick Haynes, Stephen Johnson, Courtney Love
Eastern Kentucky	Mike Edwards, Nick Haynes, Stephen Johnson, Courtney Love
South Carolina	Mike Edwards, Nick Haynes, Stephen Johnson, Courtney Love
Florida	Mike Edwards, Nick Haynes, Stephen Johnson, Courtney Love
Eastern Michigan	Mike Edwards, Nick Haynes, Stephen Johnson, Courtney Love
Missouri	Mike Edwards, Nick Haynes, Stephen Johnson, Courtney Love
Mississippi State	Mike Edwards, Nick Haynes, Stephen Johnson, Courtney Love
Tennessee	Mike Edwards, Nick Haynes, Stephen Johnson, Courtney Love
Ole Miss	Mike Edwards, Nick Haynes, Stephen Johnson, Courtney Love
Vanderbilt	Mike Edwards, Nick Haynes, Stephen Johnson, Courtney Love
Georgia	Mike Edwards, Nick Haynes, Stephen Johnson, Courtney Love
Louisville	TBD

- 8. **70, Austin MacGinnis (Kentucky) (2014-2017) (as of Nov. 18)**
70, Caleb Sturgis (Florida) (2008-2012)

“BLITZ BROS” AND “BLITZ BABY” STARRING ON UK DEFENSE

- Kentucky pass rushing aficionados Josh Allen and Denzil Ware have taken up residence in opposing quarterbacks’ minds for several years but now the “Blitz Bros” have a young protege who is looking to be the Cats’ next great edge rusher.
- Freshman Josh Paschal, dubbed by “Blitz Baby” by Allen and Ware, has found mentors in the two juniors.
- Allen has 14.5 sacks and 19.5 tackles for loss in 36 career games. He also has forced six fumbles, picked off two passes and registered seven quarterback hurries.
- Allen is a Butkus Award semifinalist. The award is annually given to the nation’s top college linebacker. He is one of 15 players overall and one of five players on the list from the SEC.

Most Career Sacks, Active SEC Players (As Of Nov. 18)

1. 32, Marquis Haynes (Ole Miss)
2. 21, Arden Key (LSU)
3. 15.5, Marcell Frazier (Missouri)
4. **14.5, Josh Allen (Kentucky)**

- Ware has 13.0 sacks and 26.5 tackles for loss in 36 career games to go along with three forced fumbles, three fumble recoveries (one for a touchdown), an interception and nine QB hurries.
- Paschal, from Olney, Maryland, is nearing promotion to full “Blitz Bro” status according to Allen and Ware. Paschal has 3.5 tackles for loss this season, including 2.5 sacks, and has blocked a punt.

JOHNSON AND SNELL JOIN 2,000-YARD CLUB

- Explosive senior wide receiver Garrett “Juice” Johnson became just the fourth UK player to have 2,000 career receiving yards when he charted 76 receiving yards vs. Vanderbilt on Nov. 11.
- He now ranks fourth on Kentucky’s all-time career receiving yardage list with 2,050. He would need 289 more to tie Derek Abney at No. 3.
- With 116 yards vs. Vanderbilt, sophomore RB Benny Snell became the ninth player in school history to reach 2,000 in his career. He now has 2,198 career yards and ranks eighth in school history.

BENNY IN THE RECORD BOOKS

Benny Snell Jr. is knocking on the door of a lot of impressive milestones as the season enters its final week:

- Snell has 2,198 rushing yards as a Wildcat, becoming just the ninth player in school history to reach 2,000 in his career.
- Snell has 1,107 rushing yards this season and is the first player in school history to rush for 1,000 yards in consecutive seasons. He ran for 1,091 last year.
- Snell now has 29 rushing touchdowns as a Wildcat, breaking the career record of 26 by Sonny Collins and Moe Williams.
- Snell has 16 rushing TDs in 2017, just one shy of the UK single-season record of 17 by Moe Williams in 1995.
- Snell has six 100-yard games this season (tied for third in school history) and 11 in his career

HONORING THE CATS IN 2017

- Josh Allen, Junior, DE/LB, #41**
- Butkus Award Semifinalist
- Midseason AP Second-Team All-American
- Midseason Sports Illustrated Second-Team All-American
- Midseason First-Team All-SEC by *The All-American*
- Derrick Baity, Junior, DB, #8**
- SEC Co-Defensive Player of the Week (9/18)
- Blake Best, Sophomore, LS, #53**
- CoSida Academic All-District
- Quinton Bohanna, Freshman, DL, #95**
- Athlon Sports Preseason SEC All-Freshman Third Team
- Lynn Bowden, Freshman, WR, #1**
- Athlon Sports Preseason SEC All-Freshman First Team (All-Purpose)
- SEC Freshman of the Week (10/9)
- C.J. Conrad, Junior, TE, #87**
- John Mackey Award Preseason Watch List
- Preseason All-SEC Third Team (Coaches)
- Mike Edwards, Junior, S, #7**
- Athlon Sports Preseason All-SEC Second Team
- Jim Thorpe Preseason Watch List
- Preseason All-SEC Third Team (Media, Coaches)
- Luke Fortner, R-Freshman, OL, #79**
- Athlon Sports Preseason SEC All-Freshman Third Team
- Nick Haynes, Senior, OG, #68**
- Athlon Sports Preseason All-SEC Third Team
- Drake Jackson, R-Freshman, C, #52**
- Athlon Sports Preseason SEC All-Freshman Third Team
- Stephen Johnson, Senior, QB, #15**
- Johnny Unitas Golden Arm Watch List
- Jordan Jones, Junior, LB, #34**
- SEC Co-Defensive Player of the Week (10/30)
- Athlon Sports Preseason All-SEC First Team
- Athlon Sports Preseason All-America Third Team
- Preseason All-SEC Third Team (Media)
- Preseason All-SEC Second Team (Coaches)
- Southern Pigskin All-SEC Preseason First Team
- Bednarik Award Watch List
- Bronko Nagurski Trophy Watch List
- Courtney Love, Senior, LB, #51**
- Allstate AFCA Good Works Team
- Lott Trophy Quarterfinalist
- Wuerffel Trophy Semifinalist List
- Capital One Orange Bowl - FWAA Courage Award Nominee
- Austin MacGinnis, Senior, K, #99**
- SEC Special Teams Player of the Week (9/18)
- “Star of the Week” by the Lou Groza Collegiate Place-Kicker Award (9/18 and 10/10)
- Athlon Sports Preseason All-SEC Fourth Team
- Lou Groza Award Watch List
- Campbell Trophy Semifinalist
- CoSida Academic All-District
- Preseason All-SEC Third Team (Coaches)
- Cole Mosier, Junior, OT, #74***
- Athlon Sports Preseason All-SEC Fourth Team
- Matt Panton, Senior, P, #93**
- Ray Guy Award Watch List
- Josh Paschal, Freshman, LB, #4**
- SEC Special Teams Player of the Week (10/2)
- Athlon Sports Preseason SEC All-Freshman Third Team
- A.J. Rose, R-Freshman, RB, #10**
- Athlon Sports Preseason SEC All-Freshman Third Team (All-Purpose)
- Benny Snell Jr, Sophomore, RB, #26**
- SEC Co-Offensive Player of the Week (10/30)
- College Sports Madness SEC Offensive Player of the Week (10/29)
- Athlon Sports Preseason All-SEC Third Team
- Maxwell Award Watch List
- Doak Walker Award Watch List
- Preseason All-SEC Third Team (Coaches)
- Denzil Ware, Junior, LB, #35**
- SEC Co-Defensive Lineman of the Week (11/13)
- SEC Defensive Lineman of the Week (9/5)
- Athlon Sports Preseason All-SEC Third Team
- Preseason All-SEC Second Team (Media)
- Preseason All-SEC Second Team (Coaches)
- Charles Walker, Senior, WR/PR, #88**
- CoSida Academic All-District
- Burlsworth Trophy Nominee



CATS SCRATCHES

JUNIOR • OL • GEORGE ASAFO-ADJEI

- Nickname is "Big George"
- Speaks English and Ghanaian

SENIOR • LB • JOSH ALLEN

- Sister, Myisha Hines-Allen, plays basketball at Louisville

JUNIOR • TE • C.J. CONRAD

- Comes from a family of athletes
- Brother, Austin, is currently a redshirt freshman defensive end at Ohio
- There will be at least one parent at each of their games this season
- Sister, Mackenzie, played collegiate softball at Akron and Coastal Carolina
- Both parents (Lois and Mike) played collegiate basketball at Tiffin University
- Grew up working on his grandfather's dairy farm, helping milk over 600 Holstein cows during the summers

JUNIOR • S • MIKE EDWARDS

- Wears a pink mouthpiece in memory of his aunt, Angie Evans, who passed away from breast cancer in 2013
- Wears No. 7 because he's a huge John Elway and Denver Broncos fan

SENIOR • OL • NICK HAYNES

- Has bowled a perfect 300 five times
- Started bowling at the age of eight with his family who all bowl in leagues
- Dad, Stephen, retired as a Master Sergeant after 22 years in the Air Force

SENIOR • QB • STEPHEN JOHNSON

- Suffered from Tourette Syndrome until the age of 13
- Sister, Sydney, is a junior forward/midfielder on the women's soccer team at Southern Cal, which won the 2016 NCAA championship with a 3-1 win over West Virginia

SENIOR • LB • COURTNEY LOVE

- Leads the team in community service hours
- Volunteers as a mentor at Amachi Central Kentucky, a program that pairs caring, positive adults with children and youth in the Bluegrass who have one or both parents in state or federal prison or are affected by incarceration in some way
- His mentee, Antonio "Tony" McKinney Jr., is eight years old

SENIOR • WR • CHARLES MOUSHEY

- Came to Kentucky in 2014 as a pole vaulter on UK's track and field team
- Set the UK freshman record in the pole vault at SEC championships

RS FRESHMAN • RB • A.J. ROSE

- Earned an Eagle Scout, the highest achievement or rank attainable in the Boy Scouting program of the Boy Scouts of America
- Only four percent of Boy Scouts are granted this rank after a lengthy review process

SOPHOMORE • RB • BENNY SNELL JR.

- Snell family has a legacy of running backs
- His dad, Ben Snell Sr., starred as a running back at Ohio Northern and was drafted by the Baltimore Ravens then played in NFL Europe and the XFL
- His great uncle, Matt Snell, was a running back for the New York Jets from 1964-72
- Matt Snell rushed for 121 yards and a touchdown in the Jets' stunning 16-7 upset of the Baltimore Colts in Super Bowl III

(tied for fourth in school history).

- Snell rushed for over 100 yards in three consecutive games (Tennessee, Ole Miss, Vanderbilt). He also accomplished that feat last season.
- Dating back to last season, Kentucky is 9-2 when Snell rushes for at least 100 yards.
- Snell is just the third player in SEC history to have at least 1,000 rushing yards and at least 13 rushing touchdowns in both his freshman and sophomore seasons, joining Herschel Walker (Georgia, 1980-1981) and Knowshon Moreno (Georgia, 2007-2008).

BENNY AS A FRESHMAN:

In 2016, Snell earned All-SEC Freshman honors last season after rushing a team-high 186 times for 1,091 yards and 13 touchdowns, averaging 5.9 yards per carry.

- The 1,091 rushing yards is a school record for most ever by a freshman in a season for UK. Moe Williams had 928 rushing yards as a freshman in 1993.
- With 13 rushing touchdowns last season, he broke Randall Cobb (2008)'s record for most rushing TDs by a UK freshman (7) and most total touchdowns (9).
- Snell had the most rushing TDs in a single season (13) since Artose Pinner had 13 in 2002.
- With 152 yards against Austin Peay, he eclipsed 100 yards on the ground for the fifth time in 2016, setting the school's freshman record for most 100-yard rushing games in a season.
- Snell is the first UK player with a rushing touchdown in three consecutive games since Derrick Locke in 2010 and first freshman with a rushing touchdown in three consecutive games since Randall Cobb in 2008.
- Snell was the first freshman in school history to have 100 rushing yards and a rushing touchdown in three consecutive games.
- His career-high 192 yards rushing vs. Mizzou set a school record for most rushing yards by a freshman in a single game. The previous high was Derick Logan's 186 yards against Mississippi State on Nov. 9, 1996.
- The 192 rushing yards tie for the ninth most in a single game in school history and the most since Rafael Little rushed for 198 yards vs. Vanderbilt on Nov. 12, 2005.
- His 38 carries vs. Mizzou were the most since Derick Logan had 41 attempts vs. Mississippi State in 1996.
- His five rushing TDs in the first four games of 2016 were the most by a UK player in his first four games of his freshman season in school history.
- Snell had one of the best rushing touchdown-to-carry ratios by any Kentucky player since rushing TDs were tracked at UK beginning in 1949 (min. 100 career carries):

Rushing Attempts-To-Rushing Touchdown Ratio (Since 1949, Min. 100 Career Carries)

- 10.4:1, Randall Cobb (2008-2010) (228 carries, 22 touchdowns)
- 12.9:1, Babe Parilli (1949-1951) (103 carries, 8 touchdowns)
- 13.8:1, Bob Hardy (1953-1955) (262 carries, 19 touchdowns)
- 14.2:1, Benny Snell Jr. (2016) (413 carries, 29 touchdowns)**
- 14.4:1, Calvin Bird (1958-1960) (202 carries, 14 touchdowns)

Most 100-yard games in a career

- | | | | |
|----|-----------|--------------------|---------------------|
| 1. | 18 | Sonny Collins | 1972-75 |
| 2. | 13 | Rafael Little | 2004-07 |
| | 13 | Moe Williams | 1993-95 |
| 4. | 11 | Benny Snell | 2016-present |
| | 11 | Boom Williams | 2014-16 |
| | 11 | Artose Pinner | 1999-2002 |
| 6. | 10 | George Adams | 1981-84 |

Most 100-yard games in a season

- | | | | |
|----|----------|------------------------|-------------|
| 1. | 8 | Artose Pinner | 2002 |
| 2. | 7 | Moe Williams | 1995 |
| 3. | 6 | Benny Snell Jr. | 2017 |
| | 6 | Rafael Little | 2007 |
| | 6 | Mark Higgs | 1987 |
| | 6 | George Adams | 1984 |
| | 6 | Sonny Collins | 1975 |
| 7. | 5 | Benny Snell Jr. | 2016 |
| | 5 | Boom Williams | 2015 |

Most Rushing TDs in a season

- | | | | |
|----|-----------|------------------------|-------------|
| 1. | 17 | Moe Williams | 1995 |
| 2. | 16 | Benny Snell Jr. | 2017 |



Most Career Rushing Yards Prior To Junior Season, School History

1. **2,198 Benny Snell (2016-2017)**
2. 1,733 Moe Williams (1993-1994)

Most Career 100-Yard Rushing Games Prior To Junior Season, School History

1. **11, Benny Snell (2016-2017)**
2. 7, Boom Williams (2014-2015)
7, Sonny Collins (1972-1973)

Most Career Rushing Yards Among Sophomores, FBS (as of Nov. 18)

1. 2,545 Devin Singletary (Florida Atlantic)
2. 2,432 Justice Hill (Oklahoma State)
3. **2,198 Benny Snell (Kentucky)**

Most Career Rushing TDs Among Sophomores, FBS (as of Nov. 18)

1. 36, Devin Singletary (Florida Atlantic)
2. **29, Benny Snell (Kentucky)**

Most Career Rushing Attempts Among Sophomores, FBS (as of Nov. 18)

1. 435, Justice Hill (Oklahoma State)
2. **413, Benny Snell (Kentucky)**

Most 100-Yard Rushing Games Prior To Junior Season, SEC Players (Since 2000)

1. 15, Leonard Fournette, 2014-2015 (LSU)
2. 13, Nick Chubb, 2014-2015 (Georgia)
13, Todd Gurley, 2012-2013 (Georgia)
13, Knowshon Moreno, 2007-2008 (Georgia)
5. 12, Darren McFadden, 2005-2006 (Arkansas)
6. **11, Benny Snell, 2016-2017 (Kentucky) (As Of Nov. 18)**
11, Jeremy Hill, 2012-2013 (LSU)
11, T.J. Yeldon, 2012-2013 (Alabama)
9. 10, Jalen Hurd, 2014-2015 (Tennessee)
10, Michael Dyer, 2010-2011 (Auburn)
10, Mark Ingram, 2008-2009 (Alabama)

Most 100-Yard Rushing Games Within First 20 Career Games With A Rushing Attempt, SEC Players (Since 2000)

1. 14, Nick Chubb, 2014-2016 (Georgia)
2. 12, Leonard Fournette, 2014-2015 (LSU)
12, Todd Gurley, 2012-2013 (Georgia)
4. **11, Benny Snell, 2016-2017 (Kentucky)**
5. 10, Knowshon Moreno, 2007-2008 (Georgia)
10, Darren McFadden, 2005-2006 (Arkansas)

Most Career Rushing Yards Within First 21 Career Games With A Rushing Attempt, SEC Players (Since 2000)

1. 2,516 - Nick Chubb, 2014-2016 (Georgia)
2. 2,386 - Leonard Fournette, 2014-2015 (LSU)
3. **2,198 - Benny Snell, 2016-2017 (Kentucky) (As of Nov. 18)**
4. 2,151 - Darren McFadden, 2005-2006 (Arkansas)
5. 2,105 - Marcus Lattimore, 2010-2011 (South Carolina)
6. 2,096 - Knowshon Moreno, 2007-2008 (Georgia)
7. 2,010 - Todd Gurley, 2012-2013 (Georgia)

JOHNSON & JOHNSON

- Explosive senior wide receiver Garrett "Juice" Johnson found a connection with quarterback Stephen Johnson, hooking up for three touchdowns of 40 yards or more over the final two games of 2016.
- Juice hauled in a 75-yard bomb on the Wildcats' first play from scrimmage in the 41-38 upset victory at Louisville. He later added

CATS IN THE PROS



CATS IN THE NFL

A total of 11 former Kentucky Wildcats are currently on National Football League rosters, with two additional players in the CFL. Here is the list, along with their years at UK:

Arizona Cardinals

#98 Corey Peters, DT (2006-09)

Baltimore Ravens

#90 Za'Darius Smith, OLB (2013-14)
#13 Chris Matthews, WR (2009-10)

Chicago Bears

#59 Danny Trevathan, LB (2008-11)

Green Bay Packers

#18 Randall Cobb, WR (2008-10)

New Orleans Saints

#75 Larry Warford, G (2009-12)

Pittsburgh Steelers

#48 Bud Dupree, OLB (2011-14)
#41 Farrington Huguenin, DL (2012-15)

Seattle Seahawks

#59 Josh Forrest, LB (2012-15)

Tennessee Titans

#54 Avery Williamson (2010-13)
#59 Wesley Woodyard (2004-07)

CATS IN THE CFL

Cory "C.J." Johnson, DT (2014-15)

Winnipeg Blue Bombers

Micah Johnson, LB (2006-09)

Calgary Stampeders

a 63-yarder that looked nearly identical to the first score, as he got behind the Cardinals' defense.

- Juice sparked the offense with a 64-yard scoring play from Johnson in the Cats' 40-34 win over Missouri on Oct. 7, 2017.
- The duo connected on a critical 30-yard gain in the Cats' win over Eastern Kentucky on Sept. 9 this season. He got his first TD catch of 2017 vs. Florida.
- Juice led the 2016 team with 39 catches for 585 yards and a team-high five touchdowns on the season. Through 11 games in 2017, he has a team-high 46 catches for 500 yards and two scores.



- For his career, Juice has six touchdown catches of 40-plus yards. That ranks second only to Craig Yeast's (1995-98) seven.

Most Touchdown Receptions of at least 40 yards, Career (Since 1955)

1. 7, Craig Yeast (1995-98)
2. **6, Garrett Johnson (2014-present)**
6, Quentin McCord (1996, 1998-2000)
6, Felix Wilson (1977-79)
5, Jeff Badet (2013, 2015-16)
5, Derek Abney (2000-03)

Most Career Yards Per Reception, Active SEC Players (As Of Nov. 11)

1. 15.5, J'Mon Moore (Missouri)
2. 14.0, Trent Sherfield (Vanderbilt)
3. **13.5 Garrett Johnson (Kentucky)**

FRESHMAN CATS DEBUT

- Seven true freshmen have seen action this season. They are: WR Lynn Bowden Jr., DE Josh Paschal, NG Quinton Bohanna, WR Josh Ali, WR Isaiah Epps, WR Clevan Thomas Jr. and DB Cedric Dort.
- Redshirt freshmen debuting this season are: CB Davonte Robinson, RB A.J. Rose, CB Zy'Aire Hughes, LB Jamar Watson, DT Kordell Looney, DB Tobias Gilliam, OG Luke Fortner and C Drake Jackson.

UK ADEPT AT HOLDING THIRD-QUARTER LEADS

- Kentucky has won 37 of its past 39 games when staked to a lead at the end of the third quarter, dating back to a 2008 loss vs. South Carolina.
- UK is 20-2 in the Mark Stoops era when holding a third-quarter lead. The only losses were in 2016 vs. Georgia and 2017 vs. Florida.

KENTUCKY OFFENSE

- Twenty letter winners return on offense from the 2016 season, including eight primary starters.
- Kentucky went through a remarkable transformation in 2016 under new offensive coordinator Eddie Gran. Leaning more toward the passing game at the beginning of the season, an injury to the starting quarterback and the emergence of an outstanding freshman running back led Gran to remodel the attack.
- The result was 3,044 rushing yards, second-most in school history; 5.4 yards per carry, shattering the school record by a wide margin; and a pair of 1,000-yard rushers, first time in school history that had been accomplished in one season. And, the record-breaking ground game set up an entertaining big-play passing offense that featured 14 completions of 40 or more yards, 10 of which went for touchdowns. Kentucky scored at least 35 points seven times in 2016, the most since the 2007 season (nine).
- This season, the Cats offense has again been balanced in its ability to run and throw effectively.
- The offense has done a remarkable job of taking care of the football, turning it over just 13 times (eight fumbles, five interceptions) through 11 games. The Cats rank fourth in the SEC and 32nd nationally in turnover margin (+5).

Quarterbacks

- Senior Stephen Johnson stepped in as the Kentucky starter after an injury to quarterback Drew Barker just two games into the 2016 season, and provided a veteran and calming presence.
- In 2016, Johnson went 5-4 as a starter in 2016, also winning two games in a relief role, completing 145-of-265 passes for 2,037 yards and 13 touchdowns. He also carried the ball 97 times for 327 yards and three



COBB INDUCTED INTO UK ATHLETICS HOF

The University of Kentucky Athletics Hall of Fame Class of 2017 was announced, with Randall Cobb (football), Collin Cowgill (baseball), Ralph Hacker (broadcaster), Sherry Hoover Bordner (cross country/indoor track/outdoor track), Sarah Rumely (volleyball) and John Wall (men's basketball) were inducted during Hall of Fame Weekend, Sept. 22-23, in conjunction with the football home game vs. Florida.

RANDALL COBB, Football (2008-10)


Arguably the most versatile, dynamic playmaker in UK football history as a wide receiver, quarterback, punt returner and kickoff returner ... First-team All-America as a junior ... Two-year first-team All-SEC ... Set SEC single-season record for all-purpose yardage (2,396 yards in 2010) ... Set UK career record for touchdowns (37), although he played only three seasons ... Clutch player who scored five game-winning fourth-quarter touchdowns in his career, vs. Arkansas, Louisville and South Carolina at home, also at Auburn and Georgia ... Left UK after his junior season and was a second-round draft pick by the Green Bay Packers ... Has been a star wide receiver during his six-year career with the Packers, making the 2011 NFL All-Rookie Team and being selected to the Pro Bowl following the 2014 season ... Returned to UK and finished his degree.

scores.

- This season, Johnson has led the Cats to a 7-4 record, including road wins at Southern Miss, South Carolina and Vanderbilt. He has completed 162-of-261 passes for 1,938 yards and 10 touchdowns and only four interceptions.
- The 6-foot-2, 185-pound Californian will forever hold a place in Kentucky fans' hearts in leading UK to a thrilling upset of the 11th-ranked Louisville Cardinals in the regular-season finale (41-38). Also guiding UK to a pair of come-from-behind wins in relief roles, Johnson led the Cats to their best record in seven years and a bowl game for the first time since 2010.
- Barker is currently the backup along with redshirt freshman Gunnar Hoak. Barker has thrown for 731 yards and five touchdowns as a Wildcat. Hoak was a four-star prospect out of Dublin (Ohio) Coffman High School where he threw for 1,798 yards and 14 touchdowns a senior. Also on the roster is junior walk-on Luke Wright who earned a starting spot in the last year's game vs. Austin Peay.

Running Backs

- Despite the loss of big-play-maker Stanley "Boom" Williams to the NFL (366 for 2,511 yards and 18 TDs in his career) and senior Jojo Kemp (338 for 1,709 and 19 TDs in his career) to graduation, running backs coach Eddie Gran is able to go three deep.
- Sophomore phenom Benny Snell Jr., burst on the scene three games into last season and never looked back. Although he did not have



Oct. 22, 2016
vs. Mississippi State



Nov. 26, 2016
at Louisville

GAME-WINNING FIELD GOALS IN UK HISTORY

Below is a list of Kentucky's game-winning field goals in the final minute of regulation or overtime:

Name	Date	Opponent	Distance of FG	Time	Final Score
Austin MacGinnis	Nov. 26, 2016	at Louisville	47	:12	41-38
Austin MacGinnis	Oct. 22, 2016	Mississippi State	51	:00	40-38
Seth Hanson	Oct. 17, 1998	at LSU	33	:00	39-36
Brian Johnson	Sept. 21, 1996	Indiana	36	:14	3-0
Nicky Nickels	Nov. 13, 1993	East Carolina	29	:28	6-3
Doug Pelfrey	Nov. 2, 1991	Cincinnati	53	:00	20-17
Doug Pelfrey	Oct. 27, 1990	Georgia	32	:07	26-24
Clarkie Mayfield	Nov. 24, 1962	at Tennessee	19	:16	12-10
Delmar Hughes	Oct. 22, 1955	Florida	20	:34 seconds left	10-7

a carry in the first two games of 2016, Snell went on to break six freshman records on his way to being named a FWA, ESPN and 247Sports Freshman All-American and All-SEC selection. He finished with a UK freshman record 1,091 rushing yards on 186 carries with a freshman-record 13 rushing and total touchdowns.

- Snell is proving his rookie season was no fluke, ranking third in the SEC with 100.6 rushing yards per game through 11 games in 2017.
- Don't sleep on junior Siihiem King, who earned the No. 2 spot behind Snell in fall camp. King has rushed for 333 yards and two touchdowns this season.
- In 2016, the Cats rushed for the second-most yards in school history with 3,044 yards and a school-record 30 rushing touchdowns. UK also averaged 5.4 yards per carry, another school record.

Wide Receivers

- Second-year wide receivers coach Lamar Thomas has almost as many receivers in his meeting room as he has Skittles in his pockets. Despite the loss of senior Dorian Baker to an ankle injury during preseason camp, UK has had nine wide receivers catch at least one pass this season.
- Starting WR Garrett "Juice" Johnson continues to climb the school's all-time receiving chart, ranking fourth in career yardage with 2,050 on 153 catches (13.4 per catch). He also has six catches of at least 40 yards in his career.
- Senior Blake Bone had a career-high 93 yards receiving on three catches vs. ECU, exceeding his season total of 82 yards last season. He followed up with a TD catch vs. Florida.

- Senior Kayaune Ross has caught 13 passes for 175 yards. He had his best game as a Wildcat with four catches for 77 yards in the win over Missouri.
- Sophomore Tavin Richardson is the team's second-leading receiver with 241 yards on 19 catches. He caught a critical 16-yard pass from Stephen Johnson on the game-winning drive in the fourth quarter, making the catch while dragging his toe inbounds at Tennessee's 45-yard line.
- Kentucky's depth increased with addition of four impact freshmen in Josh Ali, Lynn Bowden Jr., Isaiah Epps and Clevan Thomas. Bowden was named SEC Freshman of the Week when he piled up 129 all-purpose yards in the win over Missouri.

Tight Ends

- The tight ends are led by junior C.J. Conrad, who has returned from off-season shoulder surgery to look very impressive. He has 16 receptions for 286 yards this season. He is also averaging 17.8 yards per reception. The valuable run blocker and pass catcher now has totaled 49 receptions for 690 yards and nine TDs in his career.
- Senior Greg Hart caught his first career touchdown with a 20-yard scoring grab vs. Eastern Michigan on Sept. 30. Hart, who caught six passes for 32 yards in his first season as a Wildcat after transferring from Nebraska in 2015, adds depth along with sophomore Justin Rigg, who saw his first action of the season at South Carolina, catching one pass for six yards.



Offensive Line

- Offensive line coach John Schlarman continuously puts together an offensive unit that helps lead the Wildcats to high levels of point production. The offensive line was named a semifinalist in 2016 for the Joe Moore Award which recognizes the nation's Most Outstanding Offensive Line.
- Once again, the offensive line is one of the most experienced positions as it returns 68 career starts, including 47 from 2016.
- Perhaps the biggest task for Coach Schlarman is replacing four-year starting center Jon Toth. The All-SEC center started in a nation-high 48 consecutive games. Junior "Bunchy" Stallings earned a starting spot at right guard in eight games last season and is seeing action at center and right guard this season. Redshirt freshman Drake Jackson out of Woodford County High School has also waited his turn to replace Toth and began seeing extensive action beginning with the Eastern Michigan game on Sept. 30. He has started the last five games.
- Another big loss on the O-Line was senior left tackle Cole Mosier who tore the ACL in his right knee during a preseason scrimmage. Mosier played in 32 games with 13 starts at left tackle.
- Senior Kyle Meadows now has 33 consecutive starts at right or left tackle, while sophomore Landon Young is a gifted talent who returns after starting at left tackle in three of 12 games played as a true freshman.
- Junior George Asafo-Adjei can play guard or tackle and gives UK a talented option in the line. He has started four games in 2017.
- Senior Nick Haynes started at left guard last season but has played both center and right guard this season.
- Sophomore Logan Stenberg saw his role increase as the backup for Haynes at left guard as the season went along. The true freshman made quite the impression as he was named to the All-SEC Freshman team along with running back Benny Snell Jr. In 2017, Stenberg is the only offensive lineman to have started at the same position all 11 games.
- Redshirt freshman Luke Fortner provides depth in the rotation as does sophomore Mason Wolfe.

KENTUCKY SPECIAL TEAMS

- New special teams coordinator Dean Hood brings a wealth of knowledge to the program as he enters his 30th year of college coaching.
- Kentucky ranks third in the nation in punt returns, averaging 17.3 yards per return.
- Special teams played a crucial role in the wins over Eastern Michigan and Missouri. Against EMU, Josh Paschal blocked a punt that set up a crucial touchdown in the 24-20 victory. In the fourth quarter of the Missouri game, UK converted a fake punt and blocked a Missouri field goal, both of which set up the two UK field goals that provided the 40-34 win.
- Hood's coaching was evident in the season opener at Southern Miss as UK had several excellent facets in special teams.
 - Matt Panton averaged 42 yards per punt, including five inside the 20-yard line, two of which were downed at the one-yard line.
 - Austin MacGinnis' placement of kickoffs, and the subsequent coverage, was outstanding.
 - Between the kicking and tenacious kick coverage, USM's average starting yard line for the game was its own 17-yard line.
 - MacGinnis made his only field goal attempt and all three extra points.
 - Sihiem King's 46-yard kickoff return (also drawing a desperation 15-yard facemask penalty) set up a touchdown drive that only needed to go 37 yards.

- Senior kicker Austin MacGinnis is Kentucky's career leading scorer with 349 points, surpassing Lones Seiber's 305 career points.
- MacGinnis has also hit 70 career field goals and has passed Joey Worley (57 from 1984-87) for No. 1 on the all-time field goals made list.
- He is the only kicker in school history to have at least three field goals of 53 yards.
- MacGinnis has an active streak of 11 consecutive field goals, tying his own school record.
- MacGinnis has 20 field goals this season, one shy of his own school record of 21 set in 2014.
- Junior Miles Butler can also step in at placekicker. He hit 4 of 4 field goals in 2015 with a long kick of 46 yards and was 11 of 12 in PATs. He made his first appearance as a punter vs. Vanderbilt on Nov. 11, punting three times with all three pinning the Commodores inside their own 20-yard line.
- Punter Matt Panton, a graduate transfer from Columbia University, has started at punter this season. He ranked No. 42 nationally in punting (40.5 average) last season, and finished with 29 punts inside the 20-yard line, four touchbacks, 13 fair catches and three punts of 50 yards or longer.
- Panton is currently averaging 42.7 yards per kick and had a career-long 71-yarder vs. Eastern Michigan on Sept. 30.
- Sophomore Grant McKinniss, who was a candidate for the Ray Guy Award as a freshman, averaged 39.2 per punt with 10 downed inside the opponent's 20-yard line. He boomed a career-long 61-yard punt against Alabama.
- Junior Tristan Yeomans handles the long snapping for punts, while sophomore Blake Best is the snapper for field goals and PATs.
- The kick returns are in the capable hands of senior Charles Walker for punts and freshman Lynn Bowden for kickoffs. Walker returned 15 punts in 2016 for 117 yards, good for a 7.8 average which ranked seventh in the SEC. Bowden brings excitement to special teams as well, averaging 24.9 per kickoff return. He had a 93-yard return at Vanderbilt.

MacGINNIS PLAYS THE ROLE OF HERO. TWICE.

- Senior kicker Austin MacGinnis' had two game-winning field goals in 2016, making him just the second player in school-history to have two career game-winning kicks in the final minute of regulation. Doug Pelfrey also has two (1990 vs. Georgia, 32 yards, and 1991 vs. Cincinnati, 53 yards).
- MacGinnis' game-winning 51-yard field goal vs. Mississippi State was his longest of the season. He was named one of three Lou Groza Award "Stars of the Week" for his performance. The game-winning field goal on the final play of the game was Kentucky's first since Oct. 17, 1998 when Seth Hanson drilled a 33-yarder to defeat LSU in Baton Rouge.
- The Wedowee, Ala. native drilled a 47-yarder with 12 seconds left to defeat Louisville in the regular season finale.
- MacGinnis is now 6-of-12 on field goals of more than 50 yards in his career. He is the only kicker in school history to have at least three field goals of 53 yards.
- His 53-yard field goal against Missouri on Oct. 7 was the longest made field goal by a UK kicker in an SEC home game since his 51-yard game-winner against Miss. State on Oct. 22, 2016. Previously, Ryan Tydlacka made a 51-yard field goal against South Carolina on Oct. 11, 2008.
- MacGinnis' 16 points against Missouri on Oct. 7 are the most scored by a kicker in an SEC game since Oct. 31, 1992 (Doug Pelfrey) and Oct. 22, 2016 (MacGinnis), both scoring 14 points.
- He is once again on the watch list for the Lou Groza Award and is a semifinalist for the prestigious William V. Campbell Trophy®, which



recognizes an individual as the absolute best football scholar-athlete in the nation.

KENTUCKY DEFENSE

- For the first time in the Mark Stoops era there is a new defensive coordinator taking the reins of the defense. Matt House, who spent the 2016 season as the special teams coordinator and inside linebackers coach, was named D.J. Eliot's successor in January after Eliot left for the same position at Colorado.
- Twenty-one letter winners return, including nine starters.
- UK opponents averaged 44.5 points in the first three games in 2016, but in the last nine regular season games, which included top-ranked Alabama, UK's defense held the opponent to 27.0 ppg.
- The Cats have played well against the run so far in 2017, currently ranking 42nd nationally in rushing yards allowed per game (145.5).
- In allowing just 13 rushing yards to Eastern Michigan the Cats posted the fewest rushing yards allowed vs. a FBS team since Vanderbilt had -29 in 1996.
- The Cats have held opponents to under 100 yards rushing six times in 11 games this season.

Linebackers

- The linebacking unit runs 14 deep and has a wealth of elite talent and it all begins with All-SEC weakside linebacker Jordan Jones. The junior is the SEC's returning leader in tackles (109) and tackles for loss (15.5). He averaged a team-high 8.4 tackles per game and was a menace to opposing quarterbacks with four sacks and nine QB hurries.
- Jones has missed four games this season due to injury but returned to action vs. Mississippi State. He had a season-high 13 stops in the win over Tennessee and was named SEC Co-Defensive Player of the Week.
- At middle linebacker, senior Courtney Love was third on the team with 76 tackles through 13 games last season and was a proven leader on and off the field. He's currently second on the team in tackles with 72.
- Strongside linebacker Josh Allen was also a force on the outside as a sophomore last season, totaling 62 tackles with a team-high 8.5 sacks and four forced fumbles, which ranked tied for 14th nationally. He picked up where he left off last season, finishing with five tackles, three of which were for loss (-12 yards), including a seven-yard QB sack at Southern Miss. He also caused a fumble and had a quarterback hurry.
- Allen currently ranks 36th nationally and sixth in the SEC in sacks per game (0.64). Ware ranks 43rd nationally and seventh in the SEC (0.59).
- Freshman Josh Paschal has shown devastating pass rushing potential this season and been taken under the wings of Allen and fellow "Blitz Bro" Denzil Ware.
- Also looking to continue contributing quality minutes are junior Jordan Bonner and sophomores Eli Brown and Kash Daniel. Brown stepped in to start four games when Jordan Jones was injured and he has 33 tackles on the season.
- Jamar "Boogie" Watson is ready for action after redshirting the 2016 season. He has the size and speed to be a versatile weapon against SEC offenses and recorded his first career sack vs. Tennessee.

Defensive Line

- First-year defensive line coach Derrick LeBlanc replaced Jimmy Brumbaugh in February after being named the co-defensive coordinator at Maryland. LeBlanc, a former defensive lineman at Northwestern State, is known for his toughness. His line features eight returning letter winners, including starting at the weakside defensive end position Denzil Ware, who was second on the team in tackles for loss and sacks last season (70 tackles, 12.0 TFL, 5.5 sacks, 5 QBH). The line also returns defensive tackle Adrian Middleton (35 tackles, 5.5 TFL)

and nose guard Naquez Pringle (39 tackles, 2.0 TFL, 1.0 sacks).

- Late in the third quarter vs. Southern Miss, safety Darius West made a jolting tackle that caused a fumble, which Ware scooped and scored from 20 yards out. It marked Ware's first collegiate touchdown but his second collegiate score. He also had a fumble return for a 2-point defensive PAT at South Carolina in 2015.
- Ware also recovered a fumble in the first quarter that set up UK's first touchdown and caused a fumble at Southern Miss. He finished with three tackles, featuring 1.5 for loss (-11 yards) and a 10-yard quarterback sack.
- He recorded his first career interception vs. Vanderbilt and also tallied two sacks in the win.
- Reserve nose guards Matt Elam and Jacob Hyde add depth and can be counted on to eat up double teams, while junior defensive end Kengera Daniel and sophomore defensive end T.J. Carter are looking to be a productive part of the defense in 2017.
- True freshman Quinton Bohanna has earned playing time at nose guard and has 10 tackles. He made his first career start vs. Ole Miss on Nov. 4.
- Sophomore Tymere Dubose got his first game action last season and is another option at tackle.
- DE Kengera Daniel and DT Adrian Middleton each recorded his first career sack vs. Eastern Michigan (Sept. 30).

Secondary

- Coach Steve Clinkscale is in his second season as the secondary coach.
- In 2016, Kentucky ranked fifth in the SEC in pass defense for the second straight season, allowing just 206.1 yards per game in the air. Four of his returning letter winners were a big reason for that success, including two returning starters in junior cornerbacks Derrick Baity and Chris Westry. Baity had 42 tackles, three interceptions and seven pass breakups in 2016, while Westry had 43 tackles, one interception and three PBUs. Also seeing time at cornerback and impressing the coaches with his athleticism was freshman Jordan Griffin.
- Two newcomers with size and speed who look to challenge for playing time are redshirt freshman safety Davonte Robinson, a local standout from Henry Clay High School, and junior college transfer cornerback Lonnie Johnson Jr.
- Junior safety Mike Edwards emerged as one of the league's top defensive backs last season, proving strong in run support while being an adept pass defender. He totaled 100 tackles, 5.5 TFL, three interceptions and eight pass breakups, earning second-team All-SEC honors. He already has four interceptions this season (vs. ECU, South Carolina, Eastern Michigan and Vanderbilt) and leads the team in tackles.
- Junior Darius West has returned in full form after suffering a season-ending knee injury during fall camp last season. In addition to causing a fumble at Southern Miss, he made six tackles, including one for loss. West currently ranks second on the team in tackles with 72.
- Showing big-play potential last season at nickelback was Kendall Randolph (15 tackles, 1.0 sacks). He looks to replace the experience and leadership of senior Blake McClain (180 career tackles, 4.5 TFL, 3.0 sacks, 22 PBU, 3 QBH, 2 FF). Randolph recorded his first career interception vs. Eastern Michigan on Sept. 30.

2017 SEASON NOTES

SCHEDULE NOTES

- The 2017 Kentucky football schedule features seven home games and five road tilts.
- Kentucky will once again face a challenging schedule as it includes home conference games with Florida, Missouri, Tennessee and Ole



Miss. UK will travel to South Carolina, Mississippi State, Vanderbilt and Georgia in league play.

- Mixed in the conference schedule is first-time opponent Eastern Michigan at home on Sept. 30. That day, UK Athletics will host high school bands from across the state of Kentucky as part of Band Day.
- After Eastern Michigan, the Wildcats will face seven-straight SEC foes, hosting Missouri (Oct. 7) for Homecoming, along with the annual Ag Roundup and Family Weekend celebrations. The Cats will travel to Starkville, Miss., to face the Bulldogs on Oct. 21 and return home on Oct. 28 vs. Tennessee to recognize former head coach Rich Brooks and his three bowl championship teams (2006, 2007 and 2008).
- When the Wildcats play host to Ole Miss on Nov. 4, UK Athletics will pay special tribute to veterans with its first annual Salute to Veterans. Additionally, it will be Youth Football Day at Kroger Field.
- Back-to-back road games at Vanderbilt (Nov. 11) and Georgia (Nov. 18) will conclude regular-season SEC play before Louisville visits Kroger Field on Nov. 25 for Senior Day.
- The 2017 season will culminate with the first SEC Championship Game to be played in the new Mercedes Benz Stadium in Atlanta on Saturday, Dec. 2. It will be the 26th edition of the game and the 24th in the city of Atlanta.



L-R: C.J. Conrad, Denzil Ware and Jordan Bonner with children in the DR.

THREE WILDCATS DO SERVICE WORK IN DOMINICAN REPUBLIC

- In May of 2017, three Wildcats, outside linebackers Jordan Bonner and Denzil Ware and tight end C.J. Conrad, were chosen by the athletic department to participate in a service/educational trip to the Dominican Republic. During the week-long trip, they interacted with residents of impoverished communities, visited an orphanage, constructed park benches in a sugar cane village, distributed food to the hungry and visited a nursing home and a daycare for special needs children.
- UK has taken football student-athletes to Ethiopia on a service trip since 2011. Due to the state department's travel ban to Ethiopia, the Cats visited the DR in 2017.
 - 2011: Stuart Hines, Danny Trevathan
 - 2012: Mikie Benton, Matt Smith, Larry Warford
 - 2013: Kevin Mitchell, Jonathan George, Avery Williamson
 - 2014: Alvin "Bud" Dupree, Landon Foster, Braylon Heard
 - 2015: Austin MacGinnis, Marcus McWilson, Alex Montgomery
 - 2016: Greg Hart, De'Niro Laster, Courtney Love
 - *2017: Jordan Bonner, C.J. Conrad, Denzil Ware (Dominican Republic)

COACHING CHANGES

- Dean Hood was named special teams coordinator/outside linebackers

CATS IN THE SEC/NCAA RANKINGS

Category	SEC	NCAA	National Leader	Stat
Scoring Offense	T9-26.5	78	UCF	48.2
Rushing Offense	9-164.5	64	Army	368.1
Total Offense	11-352.0	105	Oklahoma	588.7
Total Defense	11-413.3	81	Alabama	244.1
Pass Defense	14-267.8	98	Wisconsin	94.46
Pass Efficiency	7-133.6	61	Oklahoma	201.58
Interceptions	4-8.2	40	Fla. Atlantic	18
4th-Down Conv.	4-57.1	48	Alabama	1.00
Opp. 4th-Down Conv.	13-68.2	120	San Diego St.	0.083
Red-Zone %	4-94.4	8	Ariz St/Georgia	0.976
Opp. Red-Zone Opp.	13-91.7	122	Troy	0.586

	SEC	NCAA	Stat
Rushing Yards Per Game			
Benny Snell	3	28	100.6

	SEC	NCAA	Stat
Rushing Yards Per Carry			
Benny Snell	10	91	4.88

	SEC	NCAA	Stat
Rushing TDs			
Benny Snell	1	7	16

	SEC	NCAA	Stat
Total Offense			
Stephen Johnson	7	65	208.2
Benny Snell	15	132	100.6

	SEC	NCAA	Stat
Scoring			
Benny Snell	4	23	8.9
Austin MacGinnis	5	36	8.4

	SEC	NCAA	Stat
Pass Efficiency			
Stephen Johnson	6	53	134.0

	SEC	NCAA	Stat
Passing Yards Per Completion			
Stephen Johnson	7	60	11.96

	SEC	NCAA	Stat
Kick Return Avg			
Lynn Bowden, Jr.	5	33	24.9

	SEC	NCAA	Stat
Field Goals			
Austin MacGinnis	5	40	0.800

	SEC	NCAA	Stat
Total Tackles			
Mike Edwards	9	101	7.6
Darius West	18	197	6.5
Courtney Love	18	197	6.5
Josh Allen	42	428	5.1

	SEC	NCAA	Stat
Sacks			
Josh Allen	6	36	0.64
Denzil Ware	7	43	0.59

	SEC	NCAA	Stat
Interceptions			
Mike Edwards	2	29	0.4

2018 KENTUCKY FOOTBALL SCHEDULE

Date	Opponent	Location
SEPT. 1	CENTRAL MICHIGAN	LEXINGTON
Sept. 8	at Florida*	Gainesville, Fla.
SEPT. 15	MURRAY STATE	LEXINGTON
SEPT. 22	MISSISSIPPI STATE*	LEXINGTON
SEPT. 29	SOUTH CAROLINA*	LEXINGTON
Oct. 6	at Texas A&M*	College Station, Texas
Oct. 13	OFF	
OCT. 20	VANDERBILT*	LEXINGTON
Oct. 27	at Missouri*	Columbia, Mo.
NOV. 3	GEORGIA*	LEXINGTON
Nov. 10	at Tennessee*	Knoxville, Tenn.
NOV. 17	MIDDLE TENNESSEE	LEXINGTON
Nov. 24	at Louisville	Louisville, Ky.



coach to replace Matt House who was named defensive coordinator/inside linebackers coach. Hood spent the 2016 season as the assistant head coach/special teams coordinator/tight ends at Charlotte. House, who was UK's special teams coordinator in 2016, replaced D.J. Eliot who left UK for a similar position at Colorado.

- UK defensive line coach, Jimmy Brumbaugh, was hired to be the co-defensive coordinator at Maryland in February. Former North Texas defensive line coach, Derrick LeBlanc, was hired to replace Brumbaugh.

MID-YEAR ENROLLEES

- Kentucky welcomed seven mid-year enrollees to the program in January. One is a junior college transfer and six are true freshmen.

Danny Clark, Quarterback

6-2, 230, Fr.-HS

Columbus, Ohio (Archbishop Hoban)

Jamin Davis, Linebacker

6-4, 212, Fr.-HS

Ludowici, Ga. (Long County)

Cedric Dort Jr., Defensive Back

5-11, 170, Fr.-HS

Palm Beach Gardens, Fla. (Dwyer)

Lonnie Johnson Jr., Defensive Back

6-3, 203, Jr.-JC

Gary, Ind. (Garden City CC/Gary West Side)

Bryant Koback, Running Back

6-0, 193, Fr.-HS

Thornville, Ohio

Holland, Ohio (Springfield)

Clevan Thomas Jr., Wide Receiver

5-11, 205, Fr.-HS

Miami, Fla. (Charles W. Flanagan)

Walker Wood, Quarterback

6-0, 181, Fr.-HS

Lexington, Ky. (Lafayette)

- In 2016, UK added seven mid-year enrollees, including high school graduates Kash Daniel, Gunnar Hoak, Dakota Holtzclaw and Drake Jackson and three junior college transfers in Tate Leavitt, Naquez Pringle and Stephen Johnson.
- Daniel, Pringle and Johnson were the only players who didn't redshirt. Daniel recorded 19 tackles, mostly on special teams, while Pringle started in five of 12 games as nose guard and totaled 39 tackles, including 2.0 TFL. Johnson became UK's primary starter three games into the season after an injury to Drew Barker. He finished completed 145 of 265 passes for 2,037 yards and 13 TDs.

CWS RENAMED TO KROGER FIELD

- In May of 2017, UK, JMI Sports and Kroger announced a comprehensive and unprecedented partnership that expands Kroger's commitment to UK Athletics and the University of Kentucky, including the renaming of UK's football stadium from Commonwealth Stadium to Kroger Field.
- In order to avoid any confusion and in consultation with the Newton family, the football playing field will be renamed to C.M. Newton Grounds at Kroger Field. The playing field was named C.M. Newton Field in honor of the former UK athletics director in 2000.
- Through this partnership, Kroger also becomes the Official Fuel Partner of the University of Kentucky and the Official Grocery Partner of Move-In at UK while also providing additional engagement opportunities with UK students in discussion now. Per the agreement, Kroger is also the Official Nutrition and Pharmacy Partner of UK Athletics.

ACADEMIC SUCCESS

- Kentucky currently has eight players on its roster who have already earned their undergraduate degrees and will play football this fall while pursuing graduate school or a second diploma.

Drew Barker - Graduated in May of 2017 with a degree in integrated strategic communication and is currently working on a master's degree in public financial management at the Martin School of Public Administration

Dylan Greenberg - Earned a finance degree in December of 2016 and is currently working on a master's degree in business administration at UK's Gatton College of Business and Economics

Greg Hart - Graduated in May of 2017 with a degree in marketing and is currently working on a second degree in communications

Nick Haynes - Graduated in May of 2017 with a degree in economics and management and is currently working on a second degree in kinesiology

Jacob Hyde - Graduated in May of 2017 with a degree in social work and is currently working on a master's degree in social work

Courtney Love - Graduated in May of 2017 with a degree in community and leadership development and is currently working on a second degree in communications

Austin MacGinnis - Graduated in May of 2017 with a degree in finance and is currently working on a master's degree in business administration at UK's Gatton College of Business and Economics

Matt Panton - Graduated in May of 2017 from Columbia with a degree in psychology and is currently working on a master's degree in business administration at UK's Gatton College of Business and Economics

• Last year, UK had 31 players on the 2016 SEC Fall Academic Honor Roll and eight (**Jordan Bonner, Luke Fortner, Jordan Griffen, Grant McKinniss, Justin Rigg, Kayaune Ross, Jamar Watson and Landon Young**) were named to the SEC First-Year Academic Honor Roll.

• Nine Wildcats (**David Baumer, Garrett Johnson, Stephen Johnson, Will Mahone, Kyle Meadows, Cole Mosier, Charles Moushey, Naquez Pringle and Charles Walker**) are all expected to graduate in December with their undergraduate degrees.

• Another eight players are on track to graduate in May: **Logan Blue, Blake Bone, David Bouvier, Matt Elam, Jacob Hyde (master's in social work), Adrian Middleton, Kendall Randolph and Kayaune Ross.**

• Several key UK players have strong cumulative GPAs over their academic careers, including Miles Butler (4.0), Charles Walker (3.786), Luke Fortner (3.725), Austin MacGinnis (graduated with a 3.672; 3.667 in grad school), and Jacob Hyde (graduated with a 3.085; 4.0 in grad school).

THREE NAMED COSIDA ACADEMIC ALL-DISTRICT

Blake Best, Austin MacGinnis and Charles Walker were named Academic All-District Team by the College Sports Information Directors of America (CoSIDA).

• All three players were named to the District 2 team and will be on the CoSIDA Academic All-America ballot with the honorees for that distinction announced in December. The award honors top student-athletes for their performance both in the classroom and on the field.

• MacGinnis, graduated in May 2017 with a degree in finance. He is currently working toward a master's degree in business administration at UK's Gatton College of Business and Economics. He is set to graduate in just 13 months with his MBA by taking 19 credit hours this semester and 22 hours next semester.

• Walker has a 3.79 grade point average in finance and marketing. The former walk-on is a two-time SEC Academic Honor Roll and Dean's List member.

• Best, serves as the Wildcats' longsnapper on field goals and extra points. He has a 3.95 grade point average in economics and finance



and is a three-time Dean's List honoree, as well as a member of the SEC Academic Honor Roll.

STATUE HONORING SEC TRAILBLAZERS UNVEILED

The statue honoring the four UK players who broke the color barrier in Southeastern Conference football – Nate Northington, Greg Page, Wilbur Hackett and Houston Hogg – was unveiled at an event at the site of the statue on Sept. 2, 2016.

The statue commemorates the playing careers and lives of the first four African-American football players in SEC history. It is located on a pedestal in the plaza between the Joe Craft Football Training Facility and Kroger Field, positioned to remind fans, coaches and players of the incredible contributions made by Northington, Page, Hackett and Hogg to the University of Kentucky, the SEC and college football on a national level.

Cast in bronze, the statue features the four pioneers in uniform standing side by side. It was designed and sculpted by J. Brett Grill over the course of a year and after interviews with the three living trailblazers; Page's brother, Melvin; and teammates of the four. The statue is to scale, with the tallest figure standing approximately seven-and-a-half feet tall. It is 11 feet wide at its base and four feet in depth, weighing around 3,500 pounds.

Last year was the 50th anniversary of Northington and Page's arrival on the UK campus in 1966. Hackett and Hogg would join them a year later. This year marks the 50th anniversary of Northington integrating the SEC. He made his varsity debut on Sept. 23, 1967 against Indiana before breaking the SEC's color barrier a week later when UK hosted Ole Miss on Sept. 30, 1967. Tragically, Page – Northington's close friend – passed away just a day prior on Sept. 29 after suffering a neck injury in a practice accident. Hackett and Hogg would carry on Northington and Page's legacy, with Hackett becoming the SEC's first African-American team captain in any sport in 1969.

TRAILBLAZERS HONORED WITH SLIVE AWARD

Kentucky's four trailblazers - Nate Northington, Greg Page, Wilbur Hackett and Houston Hogg – will be honored with the Michael L. Slive Distinguished Service Award on Dec. 1-2 during the SEC Football Championship Weekend events.

The Michael L. Slive Distinguished Service Award is presented on special occasions to former student-athletes, coaches, graduates or administrators of SEC institutions or the conference office who have maintained a lifetime of interest in college athletics and who, over a significant period of time, have exhibited superior leadership qualities and made a significant impact to the betterment of the mission of the Southeastern Conference.

Joining the four Cats are Vanderbilt basketball players Perry Wallace and Godfrey Dillard. Wallace was the SEC's first African-American varsity basketball player.

SEPT. 30 PROCLAIMED "NATE NORTHINGTON DAY"

Saturday vs. Eastern Michigan was the 50th anniversary of former Wildcat Nate Northington breaking the SEC's color barrier against Ole Miss (Sept. 30, 1967). Northington served as an honorary captain and also stood alongside UK's captains for the pregame coin toss. Lexington Mayor Jim Gray declared it "Nate Northington Day," and over 100 student-athletes from UK came onto the field wearing No. 23 Nate Northington t-shirts to read messages of thanks. UK players also wore No. 23 helmet stickers to honor Northington.

NORTHINGTON NAMED UK'S SEC FOOTBALL LEGEND

The SEC announced its 2017 SEC Football Legends class, a collection of former football standouts who will be honored at events surround-

ing the SEC Football Championship Game in Atlanta in December and Kentucky's legend is Nate Northington.

The class will be honored at the 2017 SEC Football "Weekend of Champions" Dec. 1-2 in Atlanta, Ga. The annual SEC Legends Dinner presented by AT&T will be held Fri., Dec. 1 at the Hyatt Regency in Atlanta and the group will also be recognized prior to the SEC Football Championship Game, which will be held at the new Mercedes-Benz Stadium on Sat., Dec. 2.

Northington became the first African-American to participate in a varsity football contest in the Southeastern Conference on September 30, 1967. 2017 marks the 50th anniversary of the year Northington integrated SEC Football. He and fellow African-American Greg Page entered UK in 1966 and were stars on the Wildcat freshman team. They were expected to make major contributions to the varsity as sophomores; however, Page sustained a neck injury in practice in August 1967, and passed away in September. Northington played his first varsity game against Indiana on Sept. 23, 1967; one week later, he made his debut in an SEC game vs. Ole Miss. He eventually left UK but encouraged the team's African-American freshmen, Wilbur Hackett and Houston Hogg, to stay at UK and continue his and Page's trailblazing legacy.

KENTUCKY'S YOUNGSTOWN BOYS

As a neighbor of Pittsburgh, a.k.a. Steel City USA, Youngstown, Ohio has a reputation as a blue collar community defined by hard work and relationships forged over generations that are stronger than steel. Kentucky's football program is, in many ways, defined by that bond as it creates a southern alumni club from Youngstown, the hometown of head coach Mark Stoops and several other key members of the program. Below is a list of staffers and players from Youngstown, Ohio:

Mark Stoops - Head Coach (Cardinal Mooney)
 Vince Marrow - Recruiting Coord./Tight Ends (Cardinal Mooney)
 Steve Clinkscale - Defensive Backs (Chaney)
 Frank Buffano - Director of Operations (Cardinal Mooney)
 Lynn Bowden Jr. - Wide Receiver (Warren Harding)
 Jordan Jones - Linebacker (Cardinal Mooney)
 Tymere Dubose - Defensive Tackle (Youngstown Christian)
 Courtney Love - Linebacker (Cardinal Mooney)

DID YOU KNOW?

- This is the 127th season of intercollegiate football for the UK football program.
- Kentucky is in its fifth season under head coach **Mark Stoops**, who has energized the UK fan base with record-setting recruiting classes, facility upgrades and an influx in talent.
- A picture of longevity, UK Equipment Manager **Tom Kalinowski** is in his 40th season in that role. A group of former players, staff members and current UK coaches pitched in this summer to surprise him with a new Ford Escape.
- The Kentucky cheerleaders have won an unprecedented 22 national cheerleading championships, including 18 of the last 22, at the annual Universal Cheerleaders Association championships.
- Kentucky is one of only 10 schools that have won an NCAA men's basketball championship while also having a claim on a national championship in football.
- UK is one of only seven universities in the U.S. that have programs in agriculture, engineering, law, medicine and pharmacy on a single campus.
- The 2017 football roster is comprised of 18 different states and Australia. UK has 34 players from Ohio, 25 from Kentucky, 14 from Florida and nine from Georgia.



KENTUCKY ANNOUNCES 2018 SCHEDULE

- The 2018 Kentucky football schedule features seven home games, including visits from Mississippi State, South Carolina, Vanderbilt and Georgia, and five road games, the Southeastern Conference announced Tuesday.
- Kentucky opens its season at Kroger Field with Central Michigan on Sept. 1 before traveling to The Swamp to face the Florida Gators in the SEC opener on Sept. 8. The Wildcats close out September with a three-game homestand that includes Murray State (Sept. 15), Mississippi State (Sept. 22) and South Carolina (Sept. 29).
- The Wildcats travel to College Station, Texas for the first time since 1952 to face the Aggies of Texas A&M on Oct. 6. After an open date on Oct. 13, the Wildcats play host to Vanderbilt on Oct. 20 and meet Missouri in Columbia on Oct. 27.
- Two of Kentucky's four games in November are on the road. The Wildcats cap off their conference slate at home on Nov. 3 vs. Georgia before meeting Tennessee in Neyland Stadium on Nov. 10. UK returns to Kroger Field on Nov. 17 for Senior Day vs. Middle Tennessee State.
- The regular-season finale comes on Thanksgiving weekend with a Nov. 24 visit to Louisville at Papa John's Cardinal Stadium in the annual battle for the Governor's Cup.



ELEVEN FIRST ROUND DRAFT PICKS



COACHED BY MARK STOOPS SINCE 2001



WHO WANTS TO BE NEXT?



PHILLIP BUCHANON
2002
17TH OVERALL



ED REED
2002
24TH OVERALL



MIKE RUMPH
2002
27TH OVERALL



SEAN TAYLOR
2004
5TH OVERALL



ANTREL ROLLE
2005
8TH OVERALL



KELLY JENNINGS
2006
31ST OVERALL



BRANDON MERIWEATHER
2007
24TH OVERALL



ANTOINE CASON
2008
27TH OVERALL



BJOERN WERNER
2013
24TH OVERALL



XAVIER RHODES
2013
25TH OVERALL



BUD DUPREE
2015
22ND OVERALL

THE MARK STOOPS COACHING FILE

Year	School	Position	W-L	Bowl
1990	Iowa	Graduate Assistant	8-4	Rose
1991	Iowa	Graduate Assistant	10-1-1	Holiday
1992-95	Nordonia HS	Defensive Backs		
1996	South Florida	Defensive Backs	0-0	
1997	Wyoming	Defensive Backs	7-6	
1998	Wyoming	Defensive Backs	8-3	
1999	Wyoming	Defensive Backs	7-4	
2000	Houston	Co-Defensive Coord., Safeties	3-8	
2001	Miami (Fla.)	Defensive Backs	12-0	Rose
2002	Miami (Fla.)	Defensive Backs	12-1	Fiesta
2003	Miami (Fla.)	Defensive Backs	11-2	Orange
2004	Arizona	Defensive Coordinator, DBs	3-8	
2005	Arizona	Defensive Coordinator, DBs	3-8	
2006	Arizona	Defensive Coordinator, DBs	6-6	
2007	Arizona	Defensive Coordinator, DBs	5-7	
2008	Arizona	Defensive Coordinator, DBs	8-5	Las Vegas
2009	Arizona	Defensive Coordinator, DBs	8-5	Holiday
2010	Florida State	Defensive Coordinator, DBs	10-4	Chick-fil-A
2011	Florida State	Defensive Coordinator, DBs	9-4	Champs Sports
2012	Florida State	Defensive Coordinator, DBs	12-2	Orange
2013	Kentucky	Head Coach	2-10	
2014	Kentucky	Head Coach	5-7	
2015	Kentucky	Head Coach	5-7	
2016	Kentucky	Head Coach	7-6	TaxSlayer
2017	Kentucky	Head Coach	7-4	

STOOPS' IMPROVEMENTS AS DEFENSIVE COORDINATOR

* indicates the season before Stoops arrived

ARIZONA - NATIONAL RANKINGS

	Total Defense	Scoring Defense	Rush Defense	Pass Defense	Pass Efficiency Def.
2003*	109	107	84	112	112
2004	61	55	30	101	83
2005	86	64	93	72	66
2006	49	35	42	69	62
2007	53	59	47	71	33
2008	24	33	39	23	14
2009	25	53	29	33	37

FLORIDA STATE - NATIONAL RANKINGS

	Total Defense	Scoring Defense	Rush Defense	Pass Defense	Pass Efficiency Def.
2009*	108	94	108	77	110
2010	42	20	29	71	37
2011	4	4	2	20	25
2012	2	7	4	6	4



HEAD COACH MARK STOOPS | FIFTH SEASON

* Named the 37th head coach of the Kentucky football program on Nov. 27, 2012
 Accomplished major defensive turnarounds at Arizona and Florida State.
 * First task as UK coach was to put together a bright and energetic coaching staff. Stoops hired defensive coordinator D.J. Eliot, who has been with the Wildcats in each of the first three seasons of the Stoops era. Recently, Stoops added veteran co-offensive coordinators Eddie Gran and Darin Hinshaw.
 * During Stoops' three seasons at FSU, the Seminoles went 10-4, 9-4 and 12-2, including wins over South Carolina in the 2010 Chick-fil-A Bowl, Notre Dame in the 2011 Champs

Sports Bowl and Northern Illinois in the 2013 Orange Bowl.
 * Developed many players to NFL careers, including Alvin "Bud" Dupree, Za'Darius Smith, Antoine Cason, Michael Johnson, Philip Buchanon, Kelly Jennings, Brandon Meriweather, Ed Reed, Antrel Rolle, Mike Rumph, Sean Taylor and Brian Lee.

PERSONAL
 Born: July 9, 1967
 Hometown: Youngstown, Ohio
 Alma Mater: Iowa, 1989
 Family: Wife, Chantel; Sons, Will and Zack.

STOOPS AND CO. MAKING A HIT IN RECRUITING

In just five seasons at the helm of the Kentucky football program, head coach Mark Stoops and his staff have been making noise on the recruiting trail. Kentucky's five classes under Stoops have ranked in the top 50 by all four major recruiting services. Below is a look at UK's recruiting success under Stoops and Co.

Outlet	2013	2014	2015	2016	2017
Rivals	#29	#17	#35	#29	#26
ESPN	#36	#20	#43	#34	#30
247Sports	#41	#23	#38	#34	#29
Scout.com	#38	#21	#45	#39	#35

STOOPS VS. ALL OPPONENTS

Opponent	Record
Alabama	0-2
Alabama State	1-0
Auburn	0-1
Austin Peay	1-0
Charlotte	1-0
Eastern Kentucky	2-0
Eastern Michigan	1-0
Florida	0-5
Georgia	0-5
Georgia Tech	0-1
Louisiana-Lafayette	1-0
Louisiana-Monroe	1-0
Louisville	1-3
LSU	0-1
Miami (Ohio)	1-0
Mississippi State	1-4
Missouri	3-2
New Mexico State	1-0
Ohio	1-0
Ole Miss	0-1
South Carolina	4-1
Southern Miss	1-1
Tennessee	1-4
Tennessee-Martin	1-0
Vanderbilt	3-2
Western Kentucky	0-1
Totals:	26-34

Most Wins By A Head Coach, School History

- 60 Paul "Bear" Bryant (1946-1953)
- 47 Fran Curci (1973-1981)
- 41 Jerry Claiborne (1982-1989)
- 41 Blanton Collier (1954-1961)
- 39 Rich Brooks (2003-2009)
- 32 Harry Gamage (1927-1933)
- 26 Mark Stoops (2013-Present) (as of Nov. 18)**
- 6 Bill Curry (1990-1996)


Most Wins By A Head Coach At Kroger Field

- 32 Jerry Claiborne (1982-1989)
- 29 Fran Curci (1973-1981)
- 25 Rich Brooks (2003-2009)
- 21 Bill Curry (1990-1996)
- 20 Mark Stoops (2013-Present) (as of Nov. 18)**



Kroger Field

On game day, Kroger Field often becomes the third-largest city in Kentucky.



- Since its opening in 1973, Kentucky has played 290 games within the friendly confines of newly-named Kroger Field. UK has a 156-131-4 record (.543), 20-15 under Mark Stoops.
- UK announced its first sellout since 2015 when 62,945 fans attended the Florida game on Sept. 23, 2017.
- Since the 1999 expansion, UK has averaged 62,382 fans per game and ranked in the nation's top 30 teams in attendance in 14 of the last 16 season. Both the single game and season attendance record has been broken in recent years.
- The playing surface is named C.M. Newton Grounds at Kroger Field in honor of the former UK Director of Athletics.

Kroger Field

Commonwealth Stadium was renamed to Kroger Field in May of 2017. The agreement--which is between Kroger and JMI Sports, UK's multimedia rights partner-- begins at approximately \$1.85 million annually with a term of up to 12 years. With the partnership, Kroger becomes the Official Fuel

Partner of the University of Kentucky and the Official Grocery Partner of Move-In at UK while also providing additional engagement opportunities with UK students. Per the agreement, Kroger is also the Official Nutrition and Pharmacy Partner of UK Athletics.

Kroger Field was transformed into a state-of-the-art facility after a \$126-million reinvention which was completed prior to the 2015 season. The project was handled by HNTB. The outside of the stadium underwent a dramatic external facelift, receiving a modern look, but one that remained uniquely Kentucky. Inside, the capacity of Kroger Field was reduced over the course of the two-year project to approximately 61,000, but the value of all remaining seats were increased, from the top of the upper deck to front-row seats at midfield. Concourses were revamped and widened throughout the stadium with improved concessions, restrooms and security. Players and coaches reaped the benefits of the new Kroger Field as well, as home-team facilities were built, and a multi-purpose recruiting room hosts future Wildcats on their on-campus visits.

Facts and Figures

Seating Capacity: 61,000, including the Commonwealth Suites. New bench-back seating has been installed in the South upper level of Kroger Field.

Playing Field: UK switched from natural grass to synthetic turf for the 2015 season. Other SEC schools with a turf surface are: Arkansas, Mississippi State, Missouri and Vanderbilt.

Video Boards: Video boards by Daktronics measuring at 39 by 79 feet, each, bring a total of 6,162 square feet of video capability. The video boards put UK among the nation's leaders in video square footage. The interior seating bowl also has LED ribbon boards.

Sound System: Sportsound system delivers pounding bass energy, smooth mid- and high-range frequencies, and high-impact entertainment. Components of the sound system include a main speaker cluster behind the end zone, under-balcony speakers and concourse speakers.

Game Day Experiences

The "Cat Walk" on Talbott Todd Way: With the unveiling of the new \$45 million Kentucky Football Training Facility in August of 2016, the headquarters of the program have moved next door to Kroger Field. That means the Cat Walk presented by Chevy will still begin outside Gate 1 two hours and 15 minutes prior to kickoff, but the team will proceed past Gate 1 and between Kroger Field and Nutter Field House which has been dedicated to former Wildcat Talbott Todd (1963-65). Todd, who passed away from ALS in August of 2017, was an avid supporter of the program. From Talbott Todd Way the team will walk to the locker room in the Joe Craft Kentucky Football Training Facility.

Pregame concerts: The Kentucky Football Pregame Concert Series has returned for the 2017 season. Concerts will begin on the stage outside Gate 12 immediately following the Cat Walk presented by Chevy and last until 30 minutes prior to kickoff. The Cat Walk takes place two hours and 15 minutes prior to kickoff.

Coca Cola Fan Zone: Fans of all ages, but especially the younger Wildcats, will enjoy playing at the Fan Zone located in Nutter Field House. It will have inflatable games, free posters, face tattoos and more, available two hours before kickoff.

TOP ATTENDANCES FOR KROGER FIELD

1. 63,407 Auburn, 2015
2. 63,380 ECU, 2015
3. 63,040 Florida, 2015
- 4. 62,965 Florida, 2017**
5. 62,933 UL Lafayette, 2015



KENTUCKY RECORDS

CAREER PASSING YARDS LEADERS

#	Player	Years	Yards
1.	Jared Lorenzen	2000-2003	10,354
2.	Andre' Woodson	2004-2007	9,360
3.	Tim Couch	1996-1998	8,435
4.	Mike Hartline	2007-2019	5,680
5.	Bill Ransdell	1983-86	5,564
6.	Patrick Towles	2012, 2014-2015	5,099
7.	Rick Norton	1963-1965	4,514
8.	Babe Parilli	1949-51	4,351
9.	Randy Jenkins	1979-1983	4,148
10.	Stephen Johnson	2016-present	3,975
11.	Pookie Jones	1991-1993	3,459
12.	Dusty Bonner	1997, 1999	3,380

CAREER PASSING TOUCHDOWN LEADERS

#	Player	Years	TDs
1.	Andre' Woodson	2004-2007	79
2.	Jared Lorenzen	2000-2003	78
3.	Tim Couch	1996-1998	74
4.	Babe Parilli	1949-1951	50
5.	Mike Hartline	2007-2010	38
6.	Dusty Bonner	1997, 1999	26
	Rick Norton	1963-1965	26
8.	Patrick Towles	2012, 2014-2015	24
	Randy Jenkins	1979-1983	24
10.	Stephen Johnson	2016-present	23
11.	Bill Ransdell	1983-1986	22

CAREER TD-TO-INTERCEPTION RATIO (MIN. 20 PASSING TDS)

1.	Andre' Woodson	2004-2007	3.16:1	79 touchdowns, 25 INTs
2.	Maxwell Smith	2011-2013	2.33:1	21 touchdowns, 9 INTs
2.	Stephen Johnson	2016-present	2.3:1	23 touchdowns, 10 INTs
4.	Tim Couch	1996-1998	2.11:1	74 touchdowns, 35 INTs
5.	Dusty Bonner	1997, 1999	2:1	26 touchdowns, 13 INTs

CAREER RUSHING YARDS AMONG QBS (MIN. 400 PASSING ATT.)

1.	Pookie Jones	1991-1993	854
2.	Shane Boyd	2001-2004	845
3.	Stephen Johnson	2016-present	679
4.	Bernie Scruggs	1969-1971	570
5.	Patrick Towles	2012, 2014-2015	353

CAREER COMPLETIONS-TO-TOUCHDOWN RATIO (MIN. 20 PASSING TDS)

1.	Babe Parilli	1949-1951	6.62:1	331 completions, 50 TDs
2.	Andre' Woodson	2004-2007	10.01:1	791 completions, 79 TDs
3.	Tim Couch	1996-1998	10.74:1	795 completions, 74 TDs
4.	Jared Lorenzen	2000-2003	11.05:1	862 completions, 78 TDs
5.	Rick Norton	1963-1965	11.46:1	298 completions, 26 TDs
6.	Dusty Bonner	1997, 1999	12.04:1	313 completions, 26 TDs
7.	Stephen Johnson	2016-present	13.35-1	307 completions, 23 TDs

CAREER PASSING YARDS PER COMPLETION (MIN. 200 COMPLETIONS)

1.	Rick Norton	1963-1965	15.15	4,514 yards, 298 completions
2.	Pookie Jones	1991-1993	13.152	3,459 yards, 263 completions
3.	Babe Parilli	1949-1951	13.145	4,351 yards, 331 completions
4.	Stephen Johnson	2016-2017	12.95	3,975 yards, 307 completions
5.	Jerry Woolum	1960-1962	12.77	2,759 yards, 216 completions

CAREER RECEIVING YARDAGE LEADERS

#	Player	Years	Rec	Yards	Avg	TD
1.	Craig Yeast	1995-98	208	2,899	13.9	28
2.	Keenan Burton	2003-07	189	2,376	12.6	25
3.	Derek Abney	2000-03	197	2,339	11.9	18
4.	Garrett Johnson	2014-present	153	2,050	13.4	11
5.	Dicky Lyons, Jr.	2004, 2006-08	141	1,752	12.4	18
6.	Quentin McCord	1996, 1998-2000	112	1,743	15.6	15
7.	La'Rod King	2009-12	134	1,706	12.7	17
8.	Randall Cobb	2008-10	144	1,661	11.5	13
9.	Anthony White	1996-99	194	1,520	7.8	8
10.	Felix Wilson	1977-79	90	1,508	16.8	10
11.	Tom Hutchinson	1960-62	94	1,483	15.7	9
12.	Kevin Coleman	1995-98	107	1,428	13.3	13
13.	Larry Seiple	1964-66	72	1,422	19.8	10
14.	Jacob Tamme	2004-07	133	1,417	10.6	11
15.	Jeff Badet	2013, 2015-16	82	1,385	16.9	7

16.	Rafael Little	2004-07	131	1,324	10.1	5
	James Whalen	1997-99	120	1,324	11.0	13
18.	Chris Matthews	2009-10	93	1,289	13.9	12
19.	Rick Kestner	1963-65	82	1,280	15.6	10
20.	Derek Smith	1999-2001	89	1,224	13.8	9
	Ryan Timmons	2013-16	112	1,254	11.2	5
22.	Phil Logan	1987-90	83	1,219	14.7	7
23.	Steve Meilinger	1951-53	75	1,210	16.1	17
24.	Steve Johnson	2006-07	72	1,200	16.6	14
25.	Javess Blue	2013-14	72	1,111	15.4	9
26.	Derek Homer	1997-2000	129	1,052	8.2	2
27.	Dorian Baker	2014-present	88	1,015	11.5	6

CAREER RECEPTIONS LEADERS

#	Player	Years	Rec	Yards	Avg	TD
1.	Craig Yeast	1995-98	208	2,899	13.9	28
2.	Derek Abney	2000-03	197	2,339	11.9	18
3.	Anthony White	1996-99	194	1,520	7.8	8
4.	Keenan Burton	2003-07	189	2,376	12.6	25
5.	Garrett Johnson	2014-present	153	2,050	13.4	11
6.	Randall Cobb	2008-10	144	1,661	11.5	13
7.	La'Rod King	2009-12	134	1,706	12.7	17
8.	Jacob Tamme	2004-07	133	1,417	10.7	11
9.	Rafael Little	2004-07	131	1,324	10.1	4
10.	Derek Homer	1997-2000	129	1,052	8.2	2

CAREER RUSHING LEADERS

#	Player	Years	Att	Yards	Avg.	TD
1.	Sonny Collins	1972-75	777	3,835	4.9	26
2.	Moe Williams	1993-95	618	3,333	5.4	26
3.	Rafael Little	2004-07	580	2,996	5.2	16
4.	Mark Higgs	1984-87	532	2,892	5.4	25
5.	George Adams	1981-84	638	2,648	4.2	25
6.	Derrick Locke	2007-10	518	2,618	5.1	22
7.	Boom Williams	2014-16	366	2,511	6.9	18
8.	Benny Snell Jr.	2016-present	413	2,198	5.3	29
9.	Artose Pinner	1999-2002	438	2,105	4.8	17
10.	Marc Logan	1983-86	389	1,769	4.5	11

CAREER RUSHING TOUCHDOWNS LEADERS

#	Player	Years	TD
1.	Benny Snell Jr.	2016-present	29
2.	Sonny Collins	1972-1975	26
	Moe Williams	1993-1995	26
4.	Derrick Ramsey	1975-1977	25
	George Adams	1981-1984	25
	Mark Higgs	1984-1987	25
7.	Derrick Locke	2007-2010	22
	Randall Cobb	2008-2010	22
9.	Rodger Bird	1963-1965	21
10.	Ivy Joe Hunter	1985-1988	19
	Jojo Kemp	2013-16	19
12.	Dicky Lyons, Sr.	1966-1968	18
	Boom Williams	2014-16	18
14.	Artose Pinner	1999-2002	17

CAREER SCORING LEADERS

#	Player	Years	TD/FG	PAT	Pts
1.	Austin MacGinnis	2014-present	0/70	139	349
2.	Lones Seiber	2006-09	0/49	158	305
3.	Joey Worley	1984-87	0/57	75	246
4.	Seth Hanson	1997-98, 2000-01	0/35	127	232
5.	Taylor Begley	2002-05	0/36	118	226
	Randall Cobb	2008-10	37/0	2	226
7.	Craig Yeast	1995-98	32/0	0	192
8.	Craig McIntosh	2009-12	0/31	81	174
9.	Doug Pelfrey	1990-92	0/34	6	167
10.	George Adams	1981-84	27/0	2	166

CAREER 100-YARD RUSHING GAMES

1.	18	Sonny Collins, 1972-75
2.	13	Rafael Little, 2004-07
3.	13	Moe Williams, 1993-95
4.	11	Benny Snell Jr., 2016-present
	11	Stanley "Boom" Williams, 2014-16
	11	Artose Pinner, 1999-2002



KENTUCKY RECORDS

CAREER FIELD GOALS MADE

1.	70	Austin MacGinnis (86 att.), 2014-present
2.	57	Joey Worley (85 att.), 1984-87
3.	49	Lones Seiber (79 att.), 2006-09
4.	36	Taylor Begley (53 att.), 2002-05
5.	35	Seth Hanson (48 att.), 1997-98, 2000-01
6.	34	Doug Pelfrey (52 att.), 1990-92

CAREER FIELD GOALS ATTEMPTED

1.	88	Austin MacGinnis (70 made), 2014-present
2.	85	Joey Worley (57 made), 1984-87
3.	79	Lones Seiber (49 made), 2006-09
4.	55	John Pierce (24 made), 1974-76
5.	53	Taylor Begley (36 made), 2002-05

CAREER FIELD GOAL PERCENTAGE (MIN. 10 MADE)

1.	.857	Joe Mansour (12/14), 2010-13
2.	.824	Marc Samuel (14/17), 1997, 99
3.	.795	Austin MacGinnis (70/88), 2014-present
4.	.729	Seth Hanson (35/48), 1997-98, 2000-01
5.	.707	Ken Willis (29/41), 1987-89

CAREER PATS BY KICKING

1.	158	Lones Seiber (164 att.), 2006-09
2.	139	Austin MacGinnis (141 att.), 2014-present
3.	127	Seth Hanson (135 att.), 1997-98, 2000-01
4.	118	Taylor Begley (125 att.), 2002-05

CAREER PATS ATTEMPTS BY KICKING

1.	164	Lones Seiber (158 made), 2006-09
2.	141	Austin MacGinnis (139 made), 2014-present
3.	135	Seth Hanson (127 made), 1997-98, 2000-01
4.	125	Taylor Begley (118 made), 2002-05

LONGEST FIELD GOALS

1.	54	Austin MacGinnis vs. Tennessee, Nov. 15, 2014
2	53	Austin MacGinnis vs. Missouri, Oct. 7, 2017
	53	Austin MacGinnis vs. Ohio, Sept. 6, 2014
	53	Doug Pelfrey vs. Indiana, Sept. 21, 1991
	53	Doug Pelfrey vs. Cincinnati, Nov. 2, 1991

MOST CAREER FIELD GOALS MADE, SEC HISTORY

1.	88	Daniel Carlson (Auburn) (2014-2017) (As Of Nov. 11)
2.	87	Billy Bennett (Georgia) (2000-2003)
3.	83	Leigh Tiffin (Alabama) (2006-2009)
4.	78	Phillip Doyle (Alabama) (1987-1990)
5.	77	Kevin Butler (Georgia) (1981-1984)
6.	76	Blair Walsh (Georgia) (2008-2011)
7.	71	Fuad Reveiz (Tennessee) (1981-1984)
8.	70	Austin MacGinnis (Kentucky) (2014-2017)
	70	Caleb Sturgis (Florida) (2008-2012)

SINGLE-SEASON RECORDS

MOST RUSH ATTEMPTS, SEASON

1.	294	Moe Williams (1600 yards), 1995
2.	283	Artose Pinner (1414 yards), 2002
3.	253	George Adams (1085 yards), 1984
4.	248	Sonny Collins (1150 yards), 1975
-	227	Benny Snell Jr. (1107 yards), 2017

MOST RUSHING YARDS, SEASON

1.	1600	Moe Williams (294 att.), 1995
2.	1414	Artose Pinner (283 att.), 2002
3.	1278	Mark Higgs (193 att.), 1987
4.	1213	Sonny Collins (224 att.), 1973
5.	1170	Stanley "Boom" Williams (171), 2016
6.	1150	Sonny Collins (248), 1975
7.	1107	Benny Snell Jr. (227 att.), 2017

MOST TOUCHDOWNS RUSHING, SEASON

1.	17	Moe Williams, 1995
2.	16	Benny Snell Jr., 2017
3.	13	Benny Snell Jr., 2016

13	Artose Pinner, 2002
13	George Adams, 1984
13	Derrick Ramsey, 1977
13	Sonny Collins, 1973

MOST 100-YARD RUSHING GAMES, SEASON

1.	8	Artose Pinner, 2002
2.	7	Moe Williams, 1995
3.	6	Benny Snell Jr., 2017
	6	Rafael Little, 2007
	6	Mark Higgs, 1987
	6	George Adams, 1984
	6	Sonny Collins, 1975
8.	5	Stanley "Boom" Williams, 2015
	5	Benny Snell Jr., 2016

MOST POINTS SCORED, SEASON

1.	104	Austin MacGinnis (21fg/41pat), 2014
2.	102	Moe Williams (17td), 1995
3.	99	Lones Seiber (16fg/51pat), 2007
4.	98	Benny Snell Jr. (16 td), 2017
-	92	Austin MacGinnis (20fg/32pat), 2017

MOST POINTS SCORED BY KICKER, SEASON

1.	104	Austin MacGinnis (21fg/41pat), 2014
2.	99	Lones Seiber (16fg/51pat), 2007
3.	92	Austin MacGinnis (20fg/32pat), 2017
	92	Austin MacGinnis (16fg/44pat), 2016
5.	81	Seth Hanson (11 fg/48 pat), 1998
6.	77	Marc Samuel (14 fg/35 pat), 1999

MOST TOUCHDOWNS SCORED, SEASON

1.	17	Moe Williams, 1995
2.	16	Benny Snell Jr., 2017
3.	15	Randall Cobb, 2009
	15	Artose Pinner, 2002
	15	Craig Yeast, 1998

MOST FIELD GOALS MADE, SEASON

1.	21	Austin MacGinnis (27 att.), 2014
2.	20	Austin MacGinnis (25 att.), 2017
3.	19	Joey Worley (28 att.), 1985
4.	17	Ken Willis (22 att.), 1989
	17	Joey Worley (25 att.), 1986
6.	16	Austin MacGinnis (19 att.), 2016

MOST FIELD GOALS ATTEMPTED, SEASON

1.	28	Joey Worley (19 made), 1985
2.	27	Austin MacGinnis (21 made), 2014
	27	John Pierce (10 made), 1975
4.	25	Austin MacGinnis (20 made), 2017
	25	Lones Seiber (16 made), 2007
	25	Joey Worley (17 made), 1986

CONSECUTIVE FIELD GOALS MADE

1.	11	Austin MacGinnis, 2016-present
	11	Austin MacGinnis, 2014-15
3.	9	Taylor Begley, 2005
4.	8	Craig McIntosh, 2010
5.	7	Craig McIntosh, 2011



KENTUCKY IN OVERTIME GAMES

• Kentucky is 3-6 in overtime all-time, including a 3-4 mark at home and 0-2 record away.

Date	Opponent	Home/Away	Number of Overtimes	Final Score
Oct. 4, 1997	Alabama	Home	1	W, 40-34
Sept. 2, 2000	Louisville	Away	1	L, 40-34
Nov. 1, 2003	Arkansas	Home	7 (NCAA record)	L, 71-63
Oct. 13, 2007	LSU	Home	3	W, 43-37
Nov. 24, 2007	Tennessee	Home	4	L, 52-50
Nov. 28, 2009	Tennessee	Home	1	L, 30-24
Sept. 15, 2012	Western Kentucky	Home	1	L, 32-31
Sept. 13, 2014	Florida	Away	3	L, 36-30
Oct. 3, 2015	Eastern Kentucky	Home	1	W, 34-27

KENTUCKY'S ALL-TIME COMEBACK WINS

1. -18 Oct. 16, 2010: Trailed South Carolina 28-10 in the third quarter, went on to win 31-28 (at Kentucky)
2. -17 Sept. 19, 1998: Trailed Indiana 20-3 in the second quarter, went on to win 31-27 (at Kentucky)
- 17 Oct. 25, 2003: Trailed Mississippi State 17-0 in the second quarter, went on to win 42-17 (at Kentucky)
4. -14 Nov. 2, 1991: Trailed Cincinnati 14-0 in the second quarter, went on to win 20-17 (at Kentucky)
- 14 Nov. 21, 2009: Trailed Georgia 27-13 in the third quarter, went on to win 34-27 (at Georgia)
- 14 **Oct. 4, 2014: Trailed South Carolina 38-24 in the fourth quarter, went on to win 45-38 (at Kentucky)**
- 14 **Oct. 3, 2015: Trailed Eastern Ky. 27-13 in the fourth quarter, went on to win 34-27 in overtime (at Kentucky)**
8. -13 Oct. 17, 1914: Trailed Mississippi A&M (now Mississippi State) 13-0 in the second quarter, went on to win 19-13 (at Kentucky)
- 13 Dec. 29, 1984: Trailed Wisconsin 13-0 in the first quarter of the Hall of Fame Bowl, went on to win 20-19
- 13 Sept. 16, 2000: Trailed Indiana 20-7 in the second quarter, went on to win 41-34 (at Kentucky)
- 13 Nov. 13, 2004: Trailed Vanderbilt 13-0 in the fourth quarter, went on to win 14-13 (at Kentucky)
- 13 Sept. 22, 2007: Trailed Arkansas 20-7 in the second quarter, went on to win 42-29 (at Arkansas)
- 13 Oct. 13, 2007: Trailed LSU 27-14 in the third quarter, went on to win 43-37 in three overtimes (at Kentucky)
- 13 Oct. 18, 2008: Trailed Arkansas 20-7 in the fourth quarter, went on to win 21-20 (at Kentucky)
- 13 Jan. 2, 2009: Trailed East Carolina 16-3 in the third quarter of the Liberty Bowl, went on to win 25-19
- 13 **Nov. 19, 2016: Trailed Austin Peay 13-0 in the second quarter, went on to win 49-13 (at Kentucky)**
16. -11 Nov. 16, 1974: Trailed Florida 17-6 in the second quarter, went on to win 41-24 (at Kentucky)
- 11 Nov. 9, 1996: Trailed Mississippi State 14-3 in the second quarter, went on to win 24-21 (at Kentucky)
- 11 Nov. 7, 1998: Trailed Mississippi State 29-18 in the third quarter, went on to win 37-35 (at Kentucky)
- 11 Nov. 4, 2006: Trailed Georgia 14-3 in the second quarter, went on to win 24-20 (at Kentucky)
- 11 **Oct. 11, 2014: Trailed Louisiana-Monroe 14-3 in the second quarter, went on to win 48-14 (at Kentucky)**
- 11 **Oct. 22, 2016: Trailed Mississippi State 14-3 in the second quarter, went on to win 40-38 (at Kentucky)**
22. -10 Nov. 1, 1913: Trailed Earlham 10-0 in the second quarter, went on to win 28-10 (at Kentucky)
- 10 Oct. 23, 1965: Trailed Georgia 10-0 in the second quarter, went on to win 28-10 (at Kentucky)
- 10 Nov. 5, 1966: Trailed Vanderbilt 10-0 in the fourth quarter, went on to win 14-10 (at Kentucky)
- 10 Oct. 1, 1977: Trailed Penn State 10-0 in the first quarter, went on to win 24-20 (at Penn State)
- 10 Oct. 14, 1978: Trailed Ole Miss 10-0 in the third quarter, went on to win 24-17 (at Ole Miss)
- 10 Nov. 7, 1981: Trailed Vanderbilt 10-0 in the second quarter, went on to win 17-10 (at Vanderbilt)
- 10 Oct. 12, 1985: Trailed Mississippi State 10-0 in the second quarter, went on to win 33-19 (at Kentucky)
- 10 Oct. 27, 1990: Trailed Georgia 10-0 in the second quarter, went on to win 26-24 (at Kentucky)
- 10 Sept. 23, 1993: Trailed South Carolina 17-7 in the fourth quarter, went on to win 21-17 (at South Carolina)
- 10 Sept. 16, 1995: Trailed Indiana 10-0 in the second quarter, went on to win 17-10 (at Indiana)
- 10 Sept. 10, 2011: Trailed Central Michigan 13-3 in the second quarter, went on to win 27-13 (at Kentucky)
- 10 **Nov. 26, 2016: Trailed Louisville 24-14 in the second quarter, went on to win 41-38 (at Louisville)**
- 10 **Sept. 9, 2017: Trailed Eastern Kentucky 13-3 in the second quarter, went on to win 27-16 (at Kentucky)**

Note - Games in bold under Coach Mark Stoops





WHEN WAS THE LAST TIME ...

KENTUCKY

Scored 40 points: 44 vs. Vanderbilt, Nov. 11, 2017

Scored 50 points: 62 vs. New Mexico State, Sept. 17, 2016

Scored 60 points: 62 vs. New Mexico State, Sept. 17, 2016

Scored 70 points: 77 vs. Texas El-Paso, Sept. 7, 2002

Scored 80 points: 83 vs. North Dakota, Nov. 18, 1950

Shut Out an Opponent: vs. Miami (42-0), Sept. 5, 2009

Shut Out an Opponent in the 2nd half: vs. Austin Peay, Nov. 19, 2016

Scored on first series: FG vs. at Georgia, Nov. 18, 2017

Scored on first play from scrimmage of game: at Louisville, Nov. 26, 2016

Scored a TD on first series: at Louisville, Nov. 26, 2016

Had 25 First Downs: 29 vs. Tennessee, Nov. 13, 2016

Had 30 First Downs: 30 vs. Mississippi State, Oct. 25, 2015

Had 250 yards rushing: 289 vs. Tennessee, Oct. 28, 2017

Had 300 yards rushing: 443 vs. Tennessee, Nov. 13, 2016

Had 400 yards rushing: 443 vs. Tennessee, Nov. 13, 2016

Had below 50 yards rushing: 48 vs. Florida, Sept. 28, 2013

Had 300 yards passing: 352 at Louisville, Nov. 26, 2016

Had 400 yards passing: 401 vs. Mississippi State, Oct. 25, 2014

Had below 50 yards passing: 49 vs. Vanderbilt, Oct. 8, 2016

Had 300 yards rushing and passing: (381/311) vs. New Mexico State, Sept. 17, 2016

Had 500 yards total offense: 581 at Louisville, Nov. 26, 2016

Had 600 yards total offense: 635 vs. Tennessee, Nov. 13, 2016

Had below 200 yards total offense: 161 at Alabama, Oct. 1, 2016

Held opp. below 100 yards rushing: 60 vs. Vanderbilt, Nov. 11, 2017

Held opp. below 50 yards rushing: 13 vs Eastern Michigan, Sept. 30, 2017

Held opp. below 100 yards passing: 27 vs. Austin Peay, Nov. 19, 2016

Held opp. below 50 yards passing: 27 vs. Austin Peay, Nov. 19, 2016

Held opponent below 200 yards total offense: 139 vs. Vanderbilt, Sept. 27, 2014

Held opp. below 100 yards total offense: 91 vs. Vanderbilt, Nov. 16, 1996

Recorded a safety: at Mississippi State, Nov. 24, 2013

Recorded zero penalties: vs. Auburn, Oct. 17, 2009

Had a player with 30 rush attempts: 32 by Benny Snell at South Carolina, Sept. 16, 2017

Had a player rush for 100 yards: 116, Benny Snell vs. Vanderbilt, Nov. 11, 2017

Had 2 players rush for 100 yards: Benny Snell (192) and Boom Williams (182) vs. Missouri, Oct. 29, 2016

Had 2 players rush for 175 yards or more: Benny Snell (192) and Boom Williams (182) vs. Missouri, Oct. 29, 2016

Had a player rush for 100 yards in consecutive games: Benny Snell (twice in 2017)

Had a player rush for 100 yards in four consecutive games: Derrick Locke, 2010

Had a true freshman rush for 100 yards: 152 by Benny Snell vs. Austin Peay, Nov. 19, 2016

Had a player rush for 200 yards: 224 by Artose Pinner vs. Vanderbilt, Nov. 16, 2002

Had 4 players with 50+ yards rushing in the same game: 5 vs. Tennessee, Nov. 12, 2016

Had a player with 3 rushing touchdowns: 3 by Benny Snell vs. Vanderbilt, Nov. 11, 2017

Had a player with 4 rushing touchdowns: 4 by Benny Snell vs. NM State, Sept. 17, 2016

Had a player with 50 pass attempts: 60 by Maxwell Smith, vs. WKU, Sept. 15, 2012

Had a player with 60 pass attempts: 60 by Maxwell Smith, vs. WKU, Sept. 15, 2012

Had a player with 30 pass completions: 37 by Maxwell Smith, vs. WKU, Sept. 15, 2012

Had a player with 300 passing yards: 338 by Stephen Johnson at Louisville, Nov. 26, 2016

Had 2 players pass for 100 yards: Maxwell Smith (109), Jalen Whitlow (105) vs. Louisville, Sept. 14, 2013

Had a player with 3 or more touchdowns passes: 3 by Stephen Johnson vs. Florida, Sept. 23, 2017

Had a player with 2 passing touchdowns and 2 rushing touchdowns: Patrick Towles, vs. Mississippi State, Oct. 25, 2014

Had a player with 10 pass receptions: 10 by Ryan Timmons vs. Ohio, Sept. 6, 2014

Had a player with 100 yards receiving: 111 by Garrett Johnson, vs. Missouri, Oct. 7, 2017

Had a player with consecutive 100-yard receiving games: Jeff Badet, 2 (10/22-10/29/16)

Had 2 players with 100 yards receiving: 116 by Matt Roark and 102 by La'Rod King, vs. Ole Miss, Nov. 5, 2011

Had a player with 3 touchdown receptions: 3 by C.J. Conrad vs. New Mexico State, Sept. 17, 2016

Had a player with 100 rushing and 100 receiving yards in the same game: Rafael Little (132 rushing, 114 receiving) vs. Vanderbilt, Nov. 11, 2006

Had a 100-yard rusher and a 100-yard receiver in the same game: Benny

Snell (117 rush), Garrett Johnson (111 receiving), vs. Missouri, Oct. 7, 2017

Had a player score a TD by rushing and receiving in the same game: Boom Williams vs. Missouri, Oct. 29, 2016

Had a player throw a TD pass and score a rushing and receiving TD in the same game: Randall Cobb vs. Auburn, Oct. 9, 2010

Had a player throw at least two TD passes and score a rushing TD in consecutive games: Patrick Towles in 2015

Had a player throw a TD pass, score a receiving TD and score on a punt return for a TD in the same game: Randall Cobb vs. WKU, Sept. 11, 2010

Had a player return a kickoff for a TD: Derrick Locke (100 yards) vs. Louisville, Sept. 19, 2009

Had a player return a punt for a TD: Charles Walker (65 yards) vs. New Mexico State, Sept. 17, 2016

Had a player return an interception for a TD: Marcus McWilson, 45 yards, vs. Mississippi State, Oct. 22, 2016

Had a player recover/return a fumble for a TD: Denzil Ware, at Southern Miss (20 yards), Sept. 2, 2017

Had two defensive TDs in the same game: Mike Douglas (fumble) and Fred Tiller (interception) vs. Louisville, Nov. 29, 2014

Had a player block a punt: Josh Paschal vs. Eastern Michigan, Sept. 30, 2017

Had a player block a field goal: Lonnie Johnson Jr. vs. Missouri, Oct. 7, 2017

Had a player block a PAT: Lonnie Johnson Jr. vs. E. Kentucky, Sept. 9, 2017

Had a player return a blocked FG for a TD: David Jones (57 yards) vs. Vanderbilt, Nov. 15, 2008

Had a player return a blocked punt for a TD: Andrew Hopewell (6 yards), vs. Arkansas, Nov. 1, 2006

Had a player score a TD on a fake field goal: Joe Mansour (25 yards), vs. Florida, Sept. 28, 2013

Had a field goal of 50 yards or more: Austin MacGinnis (53 yards) vs. Missouri, Oct. 7, 2017

Played an overtime game: vs. ECU, Oct. 3, 2015 - (W, 34-27)

Won an overtime game: vs. ECU, Oct. 3, 2015 - (W, 34-27)

Won a game on the last play of regulation as time expired: vs. Mississippi State, Oct. 22, 2016 (51-yard FG)

OPPONENT

Scored 40 points: 42 by Georgia, Nov. 18, 2017

Scored 50 points: 52 by Tennessee, Oct. 31, 2015

Scored 10 or less points: 10 by South Carolina, Sept 24, 2016

Shut Out Kentucky: 0-40 by Vanderbilt, Nov. 3, 2012

Shut Out Kentucky in 2nd half: by Mississippi State, Oct. 21, 2017

Rushed for 300 yards: 381 by Georgia, Nov. 18, 2017

Passed for 300 yards: 308 by Vanderbilt, Nov. 11, 2017

Had 500 yards of total offense: 504 by Georgia, Nov. 18, 2017

Recorded a safety: Louisville, Aug. 31, 2008

Blocked a Kentucky punt: Southern Miss, Sept. 3, 2016

Blocked a Kentucky field goal: Florida, Sept. 25, 2010

Blocked a Kentucky PAT: at Vanderbilt, Nov. 16, 2013

Had a player with 30 rush attempts: 31, Dedrick Mills (Georgia Tech), Dec. 31, 2016

Had a player with 100 yards rushing: 151, Nick Chubb (Georgia), Nov. 18, 2017

Had a player with 200 yards rushing: 252 by Anthony Dixon (MSU), Oct. 31, 2009

Had two players with 100 yards rushing: 147, Josh Dobbs, 128 Alvin Kamara (Tennessee), Nov. 12, 2016

Had a player with 40 pass attempts: 43 by Kyle Shurmur (Vanderbilt, Nov. 11, 2017)

Had a player with 25 pass completions: 30 by Kyle Shurmur (Vanderbilt, Nov. 11, 2017)

Had a player with 300 yards passing: 308 by Kyle Shurmur (Vanderbilt, Nov. 11, 2017)

Had two players with 100 yards passing: 183 by Aaron Murray and 189 by Hutson Mason (Georgia), Nov. 23, 2013

Had a player with 10 pass receptions: 10, Ryan Markush (EKU), Sept. 9, 2017

Had a player with 100 yards receiving: 129, Emanuel Hall (Missouri), Oct. 7, 2017

Had a player with 200 yards receiving: 216 by Demarcus Robinson (Florida), Sept. 13, 2014

Had two players with 100 yards receiving: 111, Korey Robertson and 103, Quez Watkins (Southern Miss), Sept. 2, 2017

Had a player return a kickoff for a TD: Evan Berry (UT), 100 yards, Oct. 31, 2015

Had a player return a punt for a TD: Cameron Sutton (UT), 84 yards, Oct. 31, 2015

Had a player return a blocked FG for a TD: Neiko Thorpe (69 yards) vs. Auburn, Oct. 17, 2009

Had a player return a blocked punt for a TD: Chris Rainey (23 yards) vs. Florida, Sept. 26, 2009

Had a player return an interception for a TD: Gerri Green (Mississippi State), 84 yards, Oct. 21, 2017



NUMERICAL ROSTER

- 1 Lynn Bowden Jr., WR, Youngstown, Ohio
- 2 Dorian Baker, WR, Cleveland Heights, Ohio
- 3 Jordan Griffin, CB, Riverdale, Ga.
- 4 Joshua Paschal, OLB, Olney, Md.
- 5 Kendall Randolph, CB, Tallahassee, Fla.
- 6* Lonnie Johnson Jr., CB, Gary, Ind.
- 6* Blake Bone, WR, Woodruff, S.C.
- 7* Mike Edwards, S, Cincinnati, Ohio
- 7* Drew Barker, QB, Burlington, Ky.
- 8 Derrick Baity Jr., CB, Tampa, Fla.
- 9* Garrett "Juice" Johnson, WR, Winter Garden, Fla.
- 9* Davonte Robinson, CB, Lexington, Ky.
- 10 Asim "A.J." Rose, RB, Cleveland, Ohio
- 11 Tavin Richardson, WR, Greer, S.C.
- 12 Gunnar Hoak, QB, Dublin, Ohio
- 13* Danny Clark, QB, Columbus, Ohio
- 13* Zy'Aire Hughes, CB, Paducah, Ky.
- 14 Luke Wright, QB, Atlanta, Ga.
- 15* Stephen Johnson, QB, Rancho Cucamonga, Calif.
- 15* Jordan Wright, OLB, Fort Lauderdale, Fla.
- 16 Marcus Walker, S, Lake Wales, Fla.
- 17* Tobias Gilliam, S, Dayton, Ohio
- 17* Walker Wood, QB, Lexington, Ky.
- 18 Clevan Thomas Jr., WR, Miami, Fla.
- 19 Kayaune Ross, WR, West Chester, Ohio
- 20* Kengera Daniel, DE, Raleigh, N.C.
- 20* Ryan Kendall, WR, Charlotte, N.C.
- 21 Chris Westry, CB, Orange Park, Fla.
- 22* Aamir Holmes, DB, Chicago, Ill.
- 22* Sihiem King, RB, Colquitt, Ga.
- 23* Brayden Berezowitz, WR, Lexington, Ky.
- 23* Tyrell Ajjian, DB, Mansfield, Ohio
- 24* Bryant Koback, RB, Holland, Ohio
- 24* Jack Jackson, DB, Lexington, Ky.
- 25* Harold Turks, RB, Nashville, Tenn.
- 25* Darius West, S, Lima, Ohio
- 26* Michael Nesbitt, DB, Fort Lauderdale, Fla.
- 26* Benny Snell Jr., RB, Westerville, Ohio
- 27* Bryan Berezowitz, WR, Lexington, Ky.
- 27* Cedrick Dort Jr., DB, Palm Beach Gardens, Fla.
- 28 Zach Johnson, RB, Cincinnati, Ohio
- 29 Yusuf Corker, DB, McDonough, Ga.
- 30* Spencer Blackburn, DB, Louisville, Ky.
- 30* Donald Smith, RB, Harrodsburg, Ky.
- 31 Jamar "Boogie" Watson, LB, Forestville, Md.
- 32* Eli Brown, LB, Bowling Green, Ky.
- 32* William Mahone, RB, Cincinnati, Ohio
- 33* David Bouvier, WR, Lexington, Ky.
- 33* John Daido, TE, Vienna, Va.
- 34 Jordan Jones, LB, Youngstown, Ohio
- 35 Denzil Ware, DE/LB, Opp, Ala.
- 36* Patrick Henschen, TE, Newport, Ky.
- 36* Jacob Hyde, NG, Manchester, Ky.
- 37 Spencer Foy, LB, Louisville, Ky.
- 38 William Nalty, LB, Metairie, La.
- 39 Elijah Barnett, LB, Lexington, Ky.
- 40 Jackson High, LB, Union, Ky.
- 41 Josh Allen, LB, Montclair, N.J.

ALPHABETICAL ROSTER

- 96* Abule Abadi-Fitzgerald DL 6-6 260 Fr-HS Lakeland, Fla. (Victory Christian Academy)
- 23* Tyrell Ajjian DB 6-0 190 Fr-HS Mansfield, Ohio (Madison Comprehensive)
- 82 Josh Ali WR 6-0 180 Fr-HS Hollywood, Fla. (Chaminade-Madonna)
- 41 Josh Allen LB 6-5 230 Jr-2L Montclair, N.J. (Montclair)
- 64 George Asafo-Adjei OT 6-5 315 Jr-2L West Chester, Ohio (Lakota West)
- 8 Derrick Baity Jr. CB 6-3 186 Jr-2L Tampa, Fla. (H.B. Plant)
- 2 Dorian Baker WR 6-3 211 Sr-3L Cleveland Heights, Ohio (Cleveland Heights)
- 45 Jaylin Bannerman TE 6-5 238 Fr-RS Pickerington, Ohio (Pickerington Central)
- 7* Drew Barker QB 6-3 222 Jr-2L Burlington, Ky. (Conner)
- 39 Elijah Barnett LB 6-3 235 So-Sq Lexington, Ky. (Henry Clay)
- 55 David Baumer OT 6-5 311 Jr-Sq Cincinnati, Ohio (LaSalle)
- 23* Brayden Berezowitz WR 5-9 170 Fr-RS Lexington, Ky. (Henry Clay)
- 27* Bryan Berezowitz WR 5-9 175 Fr-RS Lexington, Ky. (Henry Clay)
- 53 Blake Best LS 6-1 246 So-1L Duluth, Ga. (Peachtree Ridge)
- 30* Spencer Blackburn DB 6-2 180 Fr-HS Louisville, Ky. (Trinity)
- 43 Logan Blue LB/LS 6-4 240 Jr-Sq Owensboro, Ky. (Owensboro)
- 95* Quinton Bohanna DL 6-4 320 Fr-HS Cordova, Tenn. (Cordova)
- 6* Blake Bone WR 6-5 213 Sr-3L Woodruff, S.C. (Woodruff)
- 47 Jordan Bonner LB 6-5 222 Jr-1L Lyndhurst, Ohio (Brush/Northeastern Oklahoma A&M)
- 33* David Bouvier WR 5-9 171 Jr-Sq Lexington, Ky. (Lexington Catholic)
- 1 Lynn Bowden Jr. WR 6-1 190 Fr-HS Youngstown, Ohio (Warren Harding)
- 32* Eli Brown LB 6-2 215 So-1L Bowling Green, Ky. (Warren East)
- 95* Miles Butler K 5-9 171 Jr-1L Paducah, Ky. (Tilghman)
- 90 T.J. Carter DE 6-4 280 So-1L Mableton, Ga. (Whitefield Academy)
- 13* Danny Clark QB 6-2 230 Fr-HS Columbus, Ohio (Archbishop Hoban)
- 87 C.J. Conrad TE 6-5 245 Jr-2L LaGrange, Ohio (Keystone)
- 29 Yusuf Corker DB 6-0 190 Fr-HS McDonough, Ga. (Woodland)
- 93* Ja'Quize Cross DL 6-3 302 Fr-RS New Market, Ala. (Buckhorn)
- 33* John Daido TE 6-4 200 Fr-HS Vienna, Va. (Oakton)
- 56 Kash Daniel LB 6-1 248 So-1L Paintsville, Ky. (Paintsville)
- 20* Kengera Daniel DE 6-5 260 Jr-2L Raleigh, N.C. (Millbrook)
- 44 Jamin Davis LB 6-4 212 Fr-HS Ludowici, Ga. (Long County)
- 76 Sebastien Dolcine OT 6-4 300 Fr-HS Hollywood, Fla. (Miramar)
- 27* Cedrick Dort Jr. DB 5-11 170 Fr-HS Palm Beach Gardens, Fla. (Dwyer)
- 61 Austin Dotson OT 6-6 310 Fr-HS Belfry, Ky. (Belfry)
- 98 Tymere Dubose DT 6-5 320 Jr-2L Youngstown, Ohio (Youngstown Christian)
- 7* Mike Edwards S 6-0 200 Jr-2L Cincinnati, Ohio (Winton Woods)
- 69 Matt Elam NG 6-7 360 Sr-3L Elizabethtown, Ky. (John Hardin)
- 81 Isaiah Epps WR 6-2 185 Fr-HS Jenks, Okla. (Jenks)
- 79 Luke Fortner OT 6-6 305 Fr-RS Sylvania, Ohio (Sylvania Northview)
- 37 Spencer Foy LB 6-4 236 Jr-Sq Louisville, Ky. (St. Xavier/Louisville)
- 17* Tobias Gilliam S 5-11 191 Fr-RS Dayton, Ohio (Wayne)
- 94* Colin Goodfellow P 6-2 190 Fr-HS Cleveland, Ohio (St. Ignatius)
- 62 Dylan Greenberg RG 6-2 302 Sr-Sq Tucson, Ariz. (Salpointe Catholic/Youngstown St.)
- 3 Jordan Griffin CB 6-0 186 So-1L Riverdale, Ga. (Jonesboro)
- 85 Greg Hart TE 6-5 245 Sr-1L Dayton, Ohio (Archbishop Alter/Nebraska)
- 68 Nick Haynes OG 6-3 300 Sr-3L Niceville, Fla. (Niceville)
- 36* Patrick Henschen TE 6-6 205 Fr-HS Newport, Ky. (Newport Central Catholic)
- 40 Jackson High LB 5-11 225 Fr-HS Union, Ky. (Ryle)
- 12 Gunnar Hoak QB 6-4 206 Fr-RS Dublin, Ohio (Dublin Coffman)
- 22* Aamir Holmes DB 6-2 175 Fr-HS Chicago, Ill. (Leo Catholic)
- 92 Phil Hoskins DL 6-5 280 So-JC Toledo, Ohio (Whitmer/Highland CC)
- 13* Zy'Aire Hughes CB 6-1 193 Fr-RS Paducah, Ky. (McCracken County)
- 36* Jacob Hyde NG 6-2 320 Sr-1L Manchester, Ky. (Clay County)
- 52 Drake Jackson C 6-2 290 Fr-RS Versailles, Ky. (Woodford County)
- 24* Jack Jackson DB 5-11 167 Fr-RS Lexington, Ky. (Henry Clay)
- 9* Garrett "Juice" Johnson WR 5-11 175 Sr-3L Winter Garden, Fla. (West Orange)
- 6* Lonnie Johnson Jr. CB 6-3 203 Jr-JC Gary, Ind. (Garden City CC/Gary West Side)
- 15* Stephen Johnson QB 6-2 185 Sr-1L Rancho Cucamonga, Calif. (Los Osos/Grambling/College of the Desert)
- 28 Zach Johnson RB 5-10 188 Fr-RS Cincinnati, Ohio (Colerain)
- 34 Jordan Jones LB 6-2 221 Jr-2L Youngstown, Ohio (Cardinal Mooney)
- 20* Ryan Kendall WR 5-10 196 Jr-Sq Charlotte, N.C. (Cuthbertson)
- 58 Alex King OLB 6-3 225 Fr-HS Mason, Ohio (William Mason)
- 22* Sihiem King RB 5-9 172 Jr-2L Colquitt, Ga. (Colquitt County)
- 24* Bryant Koback RB 6-0 193 Fr-HS Holland, Ohio (Springfield)
- 49 Branden Layne LB 6-2 220 Fr-HS Lexington, Ky. (Lafayette)





42 Tristan Yeomans, LS, Waycross, Ga.
 43 Logan Blue, LB/LS, Owensboro, Ky.
 44 Jamin Davis, LB, Ludowici, Ga.
 45 Jaylin Bannerman, TE, Pickerington, Ohio
 46 Drew Schlegel, LB, Parker, Colo.
 47 Jordan Bonner, LB, Lyndhurst, Ohio
 48 Brett Slusher, DB, Fort Mitchell, Ky.
 49 Branden Layne, LB, Lexington, Ky.
 51 Courtney Love, LB, Youngstown, Ohio
 52 Drake Jackson, C, Versailles, Ky.
 53 Blake Best, LS, Duluth, Ga.
 55 David Baumer, OT, Cincinnati, Ohio
 56 Kash Daniel, LB, Paintsville, Ky.
 58 Alex King, OLB, Mason, Ohio
 59 Kordell Looney, DT, Springfield, Ohio
 61 Austin Dotson, OT, Belfry, Ky.
 62 Dylan Greenberg, RG, Tucson, Ariz.
 64 George Asafo-Adjei, OT, West Chester, Ohio
 65 "Bunchy" Stallings, C, McComb, Miss.
 66 Naasir Watkins, OL, Laurel, Md.
 67 Landon Young, OT, Lexington, Ky.
 68 Nick Haynes, OG, Niceville, Fla.
 69 Matt Elam, NG, Elizabethtown, Ky.
 70 E.J. Price, OT, Lawrenceville, Ga.
 71 Logan Stenberg, OG, Madison, Ala.
 73 Kyle Meadows, OT, West Chester, Ohio
 74 Cole Mosier, OT, Walton, Ky.
 76 Sebastien Dolcine, OT, Hollywood, Fla.
 77* Naquez Pringle, DT, Georgetown, S.C.
 77* Mazon Wolfe, OT, Henderson, Ky.
 79 Luke Fortner, OT, Sylvania, Ohio
 80 Javonte Richardson, WR, Maple Heights, Ohio
 81 Isaiah Epps, WR, Jenks, Okla.
 82 Josh Ali, WR, Hollywood, Fla.
 83 Justin Rigg, TE, Springboro, Ohio
 84 Charles Moushey, WR, Westerville, Ohio
 85 Greg Hart, TE, Dayton, Ohio
 86 Grant McKinniss, P, Findlay, Ohio
 87 C.J. Conrad, TE, LaGrange, Ohio
 88 Charles Walker, WR, Louisville, Ky.
 89 Will Roden, TE, Lexington, Ky.
 90 T.J. Carter, DE, Mableton, Ga.
 91* Calvin Taylor Jr., DE, Augusta, Ga.
 91* Tyler Pack, K, Paintsville, Ky.
 92 Phil Hoskins, DL, Toledo, Ohio
 93* Ja'Quize Cross, DL, 6-3, New Market, Ala.
 93* Matt Panton, K/P, Melbourne, Aus.
 94 Colin Goodfellow, P, Cleveland, Ohio
 95* Quinton Bohanna, DL, Cordova, Tenn.
 95* Miles Butler, K, Paducah, Ky.
 96* Abule Abadi-Fitzgerald, DL, Lakeland, Fla.
 96* Matt Ruffolo, K, Centerville, Ohio
 97 Chris Whittaker, DL, Hollywood, Fla.
 98 Tymere Dubose, DT, Youngstown, Ohio
 99* Austin MacGinnis, K, Wedowee, Ala.
 99* Adrian Middleton, DT, Bowling Green, Ky.

59 Kordell Looney DT 6-3 293 Fr-RS
 51 Courtney Love LB 6-2 242 Sr-1L
 99* Austin MacGinnis K 5-10 185 Sr-3L
 32* William Mahone RB 5-9 200 Sr-Sq
 86 Grant McKinniss P 6-1 210 So-1L
 73 Kyle Meadows OT 6-5 300 Sr-3L
 99* Adrian Middleton DT 6-3 275 Jr-2L
 74 Cole Mosier OT 6-6 335 Sr-3L
 84 Charles Moushey WR 6-0 180 Sr-1L
 38 William Nalty LB 6-0 210 Fr-HS
 26* Michael Nesbitt DB 6-0 185 Fr-HS
 91* Tyler Pack K 6-4 275 Fr-RS
 93* Matt Panton K/P 6-4 230 Sr-TR
 4 Joshua Paschal OLB 6-3 270 Fr-HS
 70 E.J. Price OT 6-6 311 So-TR
 77* Naquez Pringle DT 6-3 320 Sr-1L
 5 Kendall Randolph CB 6-0 183 Sr-3L
 80 Javonte Richardson WR 6-4 230 Fr-HS
 11 Tavin Richardson WR 6-3 214 So-1L
 83 Justin Rigg TE 6-6 246 So-1L
 9* Davonte Robinson CB 6-2 187 Fr-RS
 89 Will Roden TE 6-3 230 Fr-HS
 10 Asim "A.J." Rose RB 6-1 212 Fr-RS
 19 Kayaune Ross WR 6-6 225 Sr-Sq
 96* Matt Ruffolo K 5-11 185 Fr-HS
 46 Drew Schlegel LB 5-11 221 Fr-RS
 48 Brett Slusher DB 6-2 196 Fr-RS
 30* Donald Smith RB 5-6 170 Fr-HS
 26* Benny Snell Jr. RB 5-11 223 So-1L
 65 "Bunchy" Stallings C 6-3 315 Jr-1L
 71 Logan Stenberg OG 6-6 318 So-1L
 91* Calvin Taylor Jr. DE 6-9 305 So-Sq
 18 Clevan Thomas Jr. WR 5-11 205 Fr-HS
 25* Harold Turks RB 5-10 182 Fr-RS
 88 Charles Walker WR 5-11 203 Sr-3L
 16 Marcus Walker S 6-1 212 So-1L
 35 Denzil Ware DE/LB 6-2 245 Jr-2L
 66 Naasir Watkins OL 6-5 300 Fr-HS
 31 Jamar "Boogie" Watson LB 6-3 240 Fr-RS
 25* Darius West S 6-0 210 Jr-2L
 21 Chris Westry CB 6-4 195 Jr-2L
 97* Chris Whittaker DL 6-3 260 Fr-HS
 77* Mason Wolfe OT 6-6 310 So-Sq
 17* Walker Wood QB 6-0 181 Fr-HS
 15* Jordan Wright OLB 6-5 250 Fr-HS
 14 Luke Wright QB 6-4 206 Jr-Sq
 42 Tristan Yeomans LS 6-2 198 Jr-1L
 67 Landon Young OT 6-7 305 So-1L

Springfield, Ohio (Springfield)
 Youngstown, Ohio (Cardinal Mooney/Nebraska)
 Wedowee, Ala. (Prattville)
 Cincinnati, Ohio (Lakota East)
 Findlay, Ohio (Findlay)
 West Chester, Ohio (Lakota West)
 Bowling Green, Ky. (South Warren)
 Walton, Ky. (Walton-Verona)
 Westerville, Ohio (Westerville Central)
 Metairie, La. (Metairie Park Country Day)
 Fort Lauderdale, Fla. (Boyd Anderson)
 Paintsville, Ky. (Johnson Central)
 Melbourne, Aus. (Melbourne Grammar School/
 Columbia)
 Olney, Md. (Our Lady of Good Counsel)
 Lawrenceville, Ga. (Archer/Southern California)
 Georgetown, S.C. (Carvers Bay/Itawamba CC)
 Tallahassee, Fla. (Lincoln)
 Maple Heights, Ohio (Maple Heights)
 Greer, S.C. (Byrnes)
 Springboro, Ohio (Springboro)
 Lexington, Ky. (Henry Clay)
 Lexington, Ky. (Lexington Catholic)
 Cleveland, Ohio (Garfield Heights)
 West Chester, Ohio (Lakota West/Phoenix College)
 Centerville, Ohio (Archbishop Alter)
 Parker, Colo. (Regis Jesuit)
 Fort Mitchell, Ky. (Beechwood)
 Harrodsburg, Ky. (Mercer County)
 Westerville, Ohio (Westerville Central)
 McComb, Miss. (Spain Park)
 Madison, Ala. (James Clemens)
 Augusta, Ga. (Augusta Christian)
 Miami, Fla. (Charles W. Flanagan)
 Nashville, Tenn. (Montgomery Bell Academy)
 Louisville, Ky. (St. Xavier)
 Lake Wales, Fla. (Lake Wales)
 Opp, Ala. (Senior)
 Laurel, Md. (Our Lady of Good Counsel)
 Forestville, Md. (Bishop McNamara)
 Lima, Ohio (Central Catholic)
 Orange Park, Fla. (Oakleaf)
 Hollywood, Fla. (Chaminade-Madonna)
 Henderson, Ky. (Henderson County)
 Lexington, Ky. (Lafayette)
 Fort Lauderdale, Fla. (Dillard)
 Atlanta, Ga. (Holy Innocents' Episcopal/Cincinnati)
 Waycross, Ga. (Ware County/
 New Mexico Military Institute)
 Lexington, Ky. (Lafayette)

PRONUNCIATION GUIDE

Abule Abadi-Fitzgerald: ah-BOO-lay ah-BODY
 Tyrell Ajian: a-jun
 George Asafo-Adjei: ah-SAH-fo ad-JAY
 Derrick Baity: same as "bately"
 Bryan and Brayden Berezowitz: BREZ-o-wits
 David Bouvier: Boo-VEE-ay (long "a" sound)
 Lynn Bowden: BO-den
 Yusuf Corker: YOU-suf
 Kengera Daniel: ken-JAIR-uh
 Jamin Davis: JAY-min
 Sebastien Dolcine: dole-SEEN
 Tymere Dubose: du-BOSE

Zy'Aire Hughes: ZY-air
 Sihiem King: sah-HEEM
 Cole Mosier: MO-zher
 Charles Moushey: Moo-SHAY
 Javonte Richardson: Jay-VEE-on-tay
 Tavin Richardson: TAY-vin
 Kayaune Ross: KAY-juan
 Jervontius Stallings: jer-VON-tee-us
 Clevan Thomas: clee-VAN
 Denzil Ware: den-ZEL
 Tristan Yeomans: YO-mans



2017 PLAYER BIOGRAPHIES



41

JOSH
ALLEN

LINEBACKER

6-5 • 230 • Junior-2L
Montclair, N.J. (Montclair)

- *Butkus Award Semifinalist*
- *AP Midseason Second-Team All-American*
- *Sports Illustrated Midseason Second-Team All-American*
- *First-team Midseason All-SEC by The All-American*

2017 - Junior

- Ranks sixth in the SEC and 36th nationally in sacks per game (0.64), ranks tied for 14th in the SEC in tackles for loss (0.95)
- Got his first career interception at No. 7 Georgia, returning it 14 yards
- Has totaled 19.5 career TFL, 14.5 career sacks
- Ranks fourth in career sacks (14.5) in the SEC among active players behind Ole Miss' Marquis Haynes (32), LSU's Arden Key (21.0), Missouri's Marcell Frazier (15.5)
- On the season, has 56 tackles (fourth on the team), 9.5 tackles for loss, 7.0 sacks, a team-high four QB hurries, 3 PBUs, two forced fumbles and one interception
- Had 8.5 TFL and 7.0 sacks last season

Personal

- Has five siblings, including four sisters ... Josh's sister, Myisha Hines-Allen, plays basketball at Louisville ... Has a fraternal twin brother, Isaiah, who plays basketball at Passaic County Community College in New Jersey
- Played tight end for three seasons at Abbeville High School in Abbeville, Alabama before moving back to New Jersey as a senior where he switched to defense
- Major is pre-media arts studies with a minor in digital media and design

ALLEN'S CAREER STATISTICS

Year	Pos.	G-GS	Tackles	Sacks-Yds.	TFL-Yds.	Int.	FF	PBU	QBH
2015	LB	12-0	4	0.5-2	1.5-4	0	0	1	1
2016	LB	13-9	62	7.0-45	8.5-49	0	4	0	3
2017	LB	11-11	56	7.0-48	9.5-53	1	2	3	4
Totals		36-19	122	14.5-95	19.5-106	1	6	4	8

ALLEN'S 2017 GAME-BY-GAME

Opponent	Tkls	Sacks	TFL-Y	FF	PBU	QBH	Int.-Yds
at Southern Miss*	4	1.0-7	2.0-9	1	0	2	0
vs. EKU*	8	1.0-15	1.0-15	0	1	0	0
at South Carolina*	3	1.0-3	1.0-3	0	0	1	0
vs. Florida*	8	1.0-2	1.0-2	0	0	0	0
vs. E. Michigan*	7	1.5-11	1.5-11	0	0	0	0
vs. Missouri*	5	1.0-7	1.0-7	1	0	0	0
at Miss. State*	5	0-0	1.0-2	0	2	0	0
vs. Tennessee*	7	1.0-3	1.0-4	0	0	0	0
vs. Ole Miss*	4	0-0	0-0	0	0	0	0
at Vanderbilt*	0	0-0	0-0	0	0	1	0
at Georgia*	5	0-0	0-0	0	0	0	1-14
Totals	51	7.0-48	9.5-53	2	3	4	1-44

ALLEN'S SINGLE-GAME HIGHS

Tackles: 9, Southern Miss, Sept 3, 2016 (4-5)
Sacks: 1.5, three times, last vs E. Michigan, Sept 30, 2017
Tackles for loss: 2.0, at Southern Miss, Sept 2, 2017 (2.0-9)
Fumbles forced: 1, six times, last vs Missouri, Oct 7, 2017
Quarterback Hurries: 2, at Southern Miss, Sept 2, 2017 (2.0-9)
Pass breakups: 2, at Mississippi State, Oct 21, 2017
Interceptions: 1, at Georgia, Nov 18, 2017 (1-14)



29

DERRICK
BAITY JR.

CORNERBACK

6-3 • 186 • Junior-2L
Tampa, Fla. (H.B. Plant)

2017 - Junior

- Sixth on the team in tackles (45)
- Two interceptions this season (South Carolina and Vandy)
- Had six tackles and a career-high three pass breakups vs. Missouri
- Responsible for three defensive takeaways in the second half of Kentucky's 23-13 win at South Carolina, including a pair of tackles on 4th-and-1 and a pass interception
- Name SEC Co-Defensive Player of the Week for his play at USC
- Led the Wildcats with eight tackles at USC
- Had eight tackles and one fumble recovery vs. EKU ... The fumble recovery was Baity's first of his career

Personal

- Has a son, Derrick Baity III or "Champ"
- Major is community and leadership development

BAITY'S CAREER STATISTICS

Year	Pos.	G-GS	Tackles	TFL-Yds.	Int.	FC	FR	PBU
2015	CB	12-4	19	1.0-1	0-0	0	0	2
2016	CB	13-13	42	2.0-5	3-10	0	0	7
2017	CB	11-10	45	0.5-1	2-48	0	1	5
Totals		36-27	106	3.5-7	5-58	0	1	14

BAITY'S 2017 GAME-BY-GAME

Opponent	Tackles	Sacks	TFL-Y	FR	PBU	Int.-Yds
at Southern Miss*	4	0-0	0.5-1	0	0	0
vs. EKU*	8	0-0	0-0	1	0	0
at South Carolina*	8	0-0	0-0	0	0	1-3
vs. Florida*	2	0-0	0-0	0	0	0
vs. E. Michigan	2	0-0	0-0	0	2	0
vs. Missouri*	6	0-0	0-0	0	3	0
at Miss. State*	3	0-0	0-0	0	0	0
vs. Tennessee*	3	0-0	0-0	0	0	0
vs. Ole Miss*	5	0-0	0-0	0	0	0
at Vanderbilt*	1	0-0	0-0	0	0	1-45
at Georgia*	3	0-0	0-0	0	0	0
Totals	45	0-0	0.5-1	1	5	2-48

BAITY'S SINGLE-GAME HIGHS

Tackles: 8, twice, last at South Carolina, Sept 16, 2017 (6-2)
Tackles for loss: 1.0, three times, last vs. Georgia Tech, Dec 31, 2016 (1-3)
Pass breakups: 3, vs. Missouri, Oct 7, 2017
Interceptions: 1, five times, last at Vanderbilt, Nov 11, 2017
Fumble recovery: 1, vs. EKU, Sept. 10, 2017



7

DREW
BARKER

QUARTERBACK

6-3 • 222 • Junior-2L
Burlington, Ky. (Conner)

2017 - Junior

- Missed the final nine games of 2016 with a back injury
- Had surgery in November of 2016

Personal

- Graduated in May of 2017 with a degree in integrated strategic communication and is currently working on a master's degree in public financial management at the Martin School of Public Administration



BARKER'S CAREER STATISTICS

Year	G-GS	Comp.	Att.	Int.	Pct.	Yds.	TD	Long
2015	5-2	35	70	2	50.0	364	1	42
2016	3-3	18	36	5	50.0	334	4	72
2017	3-0	2	4	0	50.0	33	0	28
Totals	11-5	55	110	7	50.0	731	5	72

BARKER'S 2017 GAME-BY-GAME

Opponent	Comp.-Att.-Int.	Yds.	TD	Long	Rush	Yards	TD
vs. EKU	1-2-0	5	0	5	2	-15	0
at Miss. State	1-2-0	28	0	28	1	-6	0
vs. Tennessee	0-0-0	0	0	0	1	8	0
Totals	2-4-0	33	0	28	4	9	0

BARKER'S SINGLE-GAME HIGHS

Pass attempts: 29, Charlotte, Nov 21, 2015
 Pass completions: 16, Charlotte, Nov 21, 2015
 Pass yards: 323, Southern Miss, Sept 3, 2016
 Pass TDs: 4, Southern Miss, Sept 3, 2016
 Had intercepted: 3, at Florida, Sept 10, 2016
 Long pass: 72, Southern Miss, Sept 3, 2016
 Total offense plays: 35, Charlotte, Nov 21, 2015 (6 rush, 29 pass)
 Total offense yards: 318, Southern Miss, Sept 3, 2016 (-5 rush, 323 pass)
 All-purpose yards: 26, at Vanderbilt, Nov 14, 2015
 Rushing Touchdowns: 1, Louisville, Nov 28, 2015
 Rush attempts: 12, Louisville, Nov 28, 2015
 Rush yards: 26, at Vanderbilt, Nov 14, 2015 (4 carries)
 Long rush: 17, at Vanderbilt, Nov 14, 2015



95

QUINTON BOHANNA

DEFENSIVE LINEMAN

**6-4 • 320 • Freshman-HS
Cordova, Tenn. (Cordova)**

2017 - Freshman

- Earned his first career start vs. Ole Miss and has started since
- Had a career-best three tackles at Mississippi State
- One of seven true freshmen to see action in the season opener at Southern Miss
- Recorded two tackles in his first collegiate action at Southern Miss
- Also had two tackles vs. Eastern Michigan and Tennessee
- Athlon Sports Preseason SEC All-Freshman Third Team

Personal

- Major is undecided
- One thing most people don't know is that he is also a good basketball player and he played quarterback in middle school

BOHANNA'S 2017 GAME-BY-GAME

Opponent	Tackles	Sacks	TFL-Y	FC	QBH	Int.
at Southern Miss	2	0-0	0-0	0	0	0
vs. EKU	0	0-0	0-0	0	0	0
vs. Florida	1	0-0	0-0	0	0	0
vs. E. Michigan	2	0-0	0-0	0	0	0
vs. Miss. State	3	0-0	0-0	0	0	0
vs. Tennessee	2	0-0	0-0	0	0	0
vs. Ole Miss*	0	0-0	0-0	0	0	0
at Vanderbilt*	0	0-0	0-0	0	0	0
at Georgia*	1	0-0	0-0	0	0	0
Totals	11	0-0	0-0-0	0	0	0

BOHANNA'S SINGLE-GAME HIGHS

Tackles: 3, at Miss. State, Oct 21, 2017 (0-3)



6

BLAKE BONE

WIDE RECEIVER

**6-5 • 213 • Senior-3L
Woodruff, S.C. (Woodruff)**

2017 - Senior

- Has two TD receptions this season
- Fifth on the team in receiving yards with 234
- Averaging a team-high 18.0 yards per catch
- Made a crazy catch for a career-long 45-yard play in the first quarter at Georgia, helping set up a field goal
- Recovered a UK fumble in the end zone for a touchdown at Mississippi State
- Had three catches for 30 yards, including a 14-yard TD catch to open the scoring vs. Missouri
- Caught a 14-yard touchdown pass in the first quarter vs. Florida, his first TD since 2015
- Had a career-high 93 yards receiving on three catches vs. EKU ... His 93 yards exceeded his season total of 82 yards last season

BONE'S CAREER STATISTICS

Year	Pos.	G-GS	Rec.	Yds.	Avg.	TD	FR/TD	Long
2014	WR	11-0	14	194	13.9	2	0/0	36
2015	WR	11-1	20	210	10.5	1	0/0	40
2016	WR	11-0	5	82	16.4	0	0/0	37
2017	WR	11-3	13	234	18.0	2	1/1	45
Totals		44-4	52	720	13.8	5	1/1	43

BONE'S 2017 GAME-BY-GAME

Opponent	Rec.	Yds.	TD	Long	FR/TD
at Southern Miss	0	0	0	0	0/0
vs. EKU	3	93	0	43	0/0
at South Carolina	1	9	0	9	0/0
vs. Florida	1	14	1	14	0/0

vs. E. Michigan	0	0	0	0	0/0
vs. Missouri*	3	30	1	14	0/0
at Miss. State*	2	17	0	9	1/1
vs. Tennessee*	2	26	0	19	0/0
vs. Ole Miss	0	0	0	0	0/0
at Vanderbilt	0	0	0	0	0/0
at Georgia	1	45	0	45	0/0
Totals	13	234	2	45	1/1

BONE'S SINGLE-GAME HIGHS

Receptions: 7, Eastern Kentucky, Oct 3, 2015
 Receiving yards: 93, Eastern Kentucky, Sept 9, 2017 (3 receptions)
 Receiving TDs: 1, five times, last vs Missouri, Oct 7, 2017
 Long reception: 45, at Georgia, Nov 19, 2017
 All-purpose yards: 93, Eastern Kentucky, Sept 9, 2017
 Fumble Recovery: 1, at Mississippi State, Oct 21, 2017



47

JORDAN BONNER

LINEBACKER

**6-5 • 222 • Junior-1L
Lyndhurst, Ohio (Brush/
Northeastern Oklahoma A&M)**

2017 - Junior

- Charted two tackles at Southern Miss
- SEC First-year Academic Honor Roll (2016-17)

Personal

- Has a son, Joel Bonner
- Major is community and leadership development
- Participated in a one-week service/educational trip with teammates C.J. Conrad and Denzil Ware to the Dominican Republic in May of 2017 where he interacted with residents of impoverished communities, visited an orphanage, constructed park benches in a sugar cane village, distributed food to the hungry and visited a nursing home and a daycare for special needs children

BONNER'S CAREER STATISTICS

Year	Pos.	G-GS	Tackles	TFL-Yds.	Sacks-Yds.	FR	QBH	PBU
2016	LB	11-0	10	1.0-3	0-0	0	0	0
2017	LB	4-0	4	0-0	0-0	0	0	0
Totals		15-0	14	1.0-3	0-0	0	0	0

BONNER'S 2017 GAME-BY-GAME

Opponent	Tackles	Sacks	TFL-Y	FC	QBH	Int.
at Southern Miss	2	0-0	0-0	0	0	0
vs. EKU	1	0-0	0-0	0	0	0
at South Carolina	1	0-0	0-0	0	0	0
vs. Florida	0	0-0	0-0	0	0	0
Totals	4	0-0	0-0-0	0	0	0





BONNER'S SINGLE-GAME HIGHS

Tackles: 4, Austin Peay, Nov 19, 2016 (4-0)
Tackles for loss: 1.0, Austin Peay, Nov 19, 2016 (1.0-3)



1

LYNN BOWDEN JR.

WIDE RECEIVER

6-1 • 190 • Freshman-HS
Youngstown, Ohio (Warren Harding)

2017 - Freshman

- Averaging 24.9 yards per kick return with a team-high 28 returns which ranks fifth in the SEC
The former quarterback has completed 3-of-4 pass attempts this season (92 yards)
Had a career-high 192 all-purpose yards in the win over Vanderbilt
Had a 93-yard kickoff return against the 'Dores, UK's longest since 2009, to set up a touchdown
Also caught three passes for a career-high 79 yards ... All three receptions were good for first downs, two of which came on touchdown drives
Named SEC Freshman of the Week (Oct. 9) after leading UK with 128 all-purpose yards in the Wildcats' 40-34 win over Missouri
Caught three passes for 49 yards ... All three catches went for first downs on UK scoring drives
In the fourth quarter, he caught a pass in the flat and apparently was tackled for no gain when he broke the tackle, zig-zagged all the way across the field, and broke another tackle before finally being stopped for a 20-yard gain
Played quarterback in high school
Ranked one of the top 100 players in the 2017 class by ESPN and Scout
Ended his senior season throwing for 1,366 yards, rushing for 2,277 yards and accounting for 57 total TDs

Personal

- Name is pronounced "Bowden (BO-den)"
Has a son, Lynn Bowden III

BOWDEN'S 2017 GAME-BY-GAME

Table with columns: Opponent, Att., Yds., TD, Rec., Yds., TD, KR, Yds., TD, Pass Att./Comp/Yds

Table with columns: at Vandy, at Georgia, Totals

BOWDEN'S SINGLE-GAME HIGHS

Rush attempts: 3, at South Carolina, Sept 16, 2017
Rush yards: 13, vs Florida, Sept 23, 2017 (2 carries)
Rush TDs: n/a
Long rush: 9, vs Florida, Sept 23, 2017
Receptions: 3, three times, last at Vanderbilt, Nov 11, 2017
Receiving yards: 79, at Vanderbilt, Nov 11, 2017
Long reception: 35, at Vanderbilt, Nov 11, 2017
All-purpose yards: 192, at Vanderbilt, Nov 11, 2017
Kick returns: 6, vs Ole Miss, Nov 4, 2017
Kick return yards: 113, at Vanderbilt, Nov 11, 2017
Long kick return: 93, at Vanderbilt, Nov 11, 2017



32

ELI BROWN

LINEBACKER

6-2 • 215 • Sophomore-1L
Bowling Green, Ky. (Warren East)

2017 - Sophomore

- Has 33 tackles this season
Had six tackles, including 1.0 TFL vs. E. Michigan
Also had six tackles, including 1.0 TFL in the win at South Carolina
Started in five games for an injured Jordan Jones

Personal

- Major is family science

BROWN'S CAREER STATISTICS

Table with columns: Year, Pos., G-GS, Tackles, TFL-Yds., Sacks-Yds., FR, QBH, PBU

BROWN'S 2017 GAME-BY-GAME

Table with columns: Opponent, Tackles, Sacks, TFL-Y, FR, QBH, Int., PBU

BROWN'S SINGLE-GAME HIGHS

Tackles: 7, at Alabama, Oct 1, 2016 (6-1)
Tackles for loss: 1.0, twice, last vs E. Michigan, Sept 30, 2017 (1.0-1)
Fumbles recovered: 1, vs Vanderbilt, Oct 8, 2016
Pass breakups: 1, twice, last vs Florida, Sept 23, 2017
Quarterback Hurries: 1, at Vanderbilt, Nov 11, 2017



90

T.J. CARTER

DEFENSIVE END

6-4 • 280 • Sophomore-1L
Mableton, Ga.
(Whitefield Academy)

2017 - Sophomore

- Started in all 11 games this season
Had a career-high four tackles, including his first career sack for a loss of 11 yards vs. Tennessee
Had a sack and a QBH in the win at Vanderbilt
Recorded two tackles in the season opener at Southern Miss, vs. EKU and at Mississippi State

Personal

- Major is pre-information communications

CARTER'S CAREER STATISTICS

Table with columns: Year, Pos., G-GS, Tackles, TFL-Yds., Sacks-Yds., FC, QBH, PBU

CARTER'S 2017 GAME-BY-GAME

Table with columns: Opponent, Tackles, Sacks, TFL-Y, FC, QBH, PBU

CARTER'S SINGLE-GAME HIGHS

Tackles: 4, vs Tennessee, Oct 28, 2017 (4-0)
Tackles for loss: 1.0, 3x, last at Georgia, Nov 19, 2017
Sacks: 1.0, 3x, last at Georgia, Nov 19, 2017
Pass breakups: 1, twice, last at South Carolina, Sept 16, 2017
Quarterback Hurries: 1, twice, last at Vanderbilt, Nov 11, 2017



87

C.J.
CONRAD

TIGHT END

6-5 • 245 • Junior-2L
LaGrange, Ohio (Keystone)

- John Mackey Award Watch List

2017 - Junior

- Second on the team in receiving yards with 286 yards on 16 catches ... Averages 17.9 yards per catch (2nd on the team)
- Has nine career touchdown catches
- Had a season-high five catches for 75 yards and a score vs. Ole Miss
- Had a receiving TD in the UK's first two games, becoming the first UK tight end with a receiving touchdown in consecutive games since Jacob Tamme on Nov. 24 and Dec. 31, 2007
- Preseason All-SEC Third Team (Coaches)

Personal

- Brother, Austin, is a redshirt freshman defensive end (formerly a tight end) at Ohio
- Participated in a one-week service/educational trip with teammates Denzil Ware and Jordan Bonner to the Dominican Republic in May of 2017 where he interacted with residents of impoverished communities, visited an orphanage, constructed park benches in a sugar cane village, distributed food to the hungry and visited a nursing home and a daycare for special needs children
- Major is pre-communications

CONRAD'S CAREER STATISTICS

Year	Pos.	G-GS	Rec.	Yds.	Avg.	TD	Long
2015	TE	12-9	15	149	9.9	1	28
2016	TE	13-11	19	262	13.9	4	72
2017	TE	11-10	16	286	17.9	4	59
Totals		36-30	50	697	13.9	9	72

CONRAD'S 2017 GAME-BY-GAME

Opponent	Rec.	Yds.	TD	Long
at Southern Miss *	3	97	1	59
vs. ECU *	2	28	1	23
at South Carolina *	2	36	0	20
vs. Florida *	2	34	1	23
vs. E. Michigan	0	0	0	0
vs. Missouri *	0	0	0	0
at Miss. State *	0	0	0	0
vs. Tennessee *	0	0	0	0
vs. Ole Miss *	5	75	1	46
at Vanderbilt *	1	9	0	9
at Georgia *	1	7	0	7
Totals	16	286	4	59

CONRAD'S SINGLE-GAME HIGHS

Receptions: 6, at Mississippi State, Oct 24, 2015
Receiving yards: 133, New Mexico State, Sept 17, 2016 (5 receptions)
Receiving TDs: 3, New Mexico State, Sept 17, 2016
Long reception: 72, New Mexico State, Sept 17, 2016
All-purpose yards: 133, New Mexico State, Sept 17, 2016



56

KASH
DANIEL

LINEBACKER

6-1 • 248 • Sophomore-1L
Paintsville, Ky. (Paintsville)

2017 - Sophomore

- Rushed six yards on a fake punt to give the Wildcats a first down during a crucial part of the fourth quarter vs. Missouri ... The first down led to a 53-yard field goal by Austin MacGinnis, the eventual game winner
- Had two tackles in the win at South Carolina

Personal

- Major is health promotions with a minor in communications
- Avid fisherman ... Dad, Scott, is a former professional bass fisherman

KA. DANIEL'S CAREER STATISTICS

Year	Pos.	G-GS	Tackles	TFL-Yds.	Sacks-Yds.	FR	QBH	PBU
2016	LB	13-0	19	0-0	0-0	0	0	0
2017	LB	11-0	6	0-0	0-0	0	0	0
Totals		24-0	25	0-0	0-0	0	0	0

KA. DANIEL'S 2017 GAME-BY-GAME

Opponent	Tackles	Sacks	TFL-Y	FC	QBH	Int.
at Southern Miss	1	0-0	0-0	0	0	0
vs. ECU	0	0-0	0-0	0	0	0
at South Carolina	2	0-0	0-0	0	0	0
vs. Florida	1	0-0	0-0	0	0	0
vs. E. Michigan	0	0-0	0-0	0	0	0
vs. Missouri	0	0-0	0-0	0	0	0
at Miss. State	0	0-0	0-0	0	0	0
vs. Tennessee	0	0-0	0-0	0	0	0
vs. Ole Miss	1	0-0	0-0	0	0	0
at Vanderbilt	1	0-0	0-0	0	0	0
at Georgia	0	0-0	0-0	0	0	0
Totals	5	0-0	0-0	0	0	0

DANIEL'S SINGLE-GAME HIGHS

Tackles: 7, vs. Austin Peay, Nov 19, 2016 (2-5)



20

KENGERA
DANIEL

DEFENSIVE END

6-5 • 260 • Junior-2L
Raleigh, N.C. (Millbrook)

2017 - Junior

- Got his first career sack vs. E. Michigan
- Had a career-best two tackles in the opener at Southern Miss

Personal

- Name is pronounced "ken-JAIR-ah" (jair like hair with a "j" sound)
- Name is combination of his mom and dad's name
- Major is health promotions with a minor in communications

KEN. DANIEL'S CAREER STATISTICS

Year	Pos.	G-GS	Tackles	Sacks-Yds.	TFL-Yds.	FC	FR	PBU
2015	DE	3-0	1	0-0	0-0-0	0	0	0
2016	DE	8-0	3	0-0	0-0	0	0	0
2017	DE	11-0	6	1.0-10	1.0-10	0	0	0
Totals		22-0	10	1.0-10	1.0-10	0	0	0

KEN. DANIEL'S 2017 GAME-BY-GAME

Opponent	Tackles	Sacks	TFL-Y	FC	QBH	Int.
at Southern Miss	2	0	0	0	0	0
vs. ECU	0	0	0	0	0	0
at South Carolina	0	0	0	0	0	0
vs. Florida	0	0	0	0	0	0
vs. E. Michigan	1	1.0-10	1.0-10	0	0	0
vs. Missouri	0	0-0	0-0	0	0	0
at Miss. State	0	0-0	0-0	0	0	0
vs. Tennessee	1	0-0	0-0	0	0	0
vs. Ole Miss	0	0-0	0-0	0	0	0
at Vanderbilt	1	0-0	0-0	0	0	0
at Georgia	1	0-0	0-0	0	0	0
Totals	6	1.0-10	1.0-10	0	0	0

KEN. DANIEL'S SINGLE-GAME HIGHS

Tackles: 2, at Southern Miss, Sept 2, 2017 (2-0)
Tackles for loss: 1.0, vs E. Michigan, Sept 30, 2017 (1.0-10)
Sacks: 1.0, vs E. Michigan, Sept 30, 2017 (1.0-10)





7

MIKE EDWARDS

SAFETY

6-0 • 200 • Junior-2L
Cincinnati, Ohio (Winton Woods)

- *Jim Thorpe Preseason Watch List*

2017 - Junior

- Leads the team and ranks tied for ninth in the SEC in tackles per game with 7.6
- Has a team-high four INTs and team-high six PBU's
- Ranks 10th nationally and leads the SEC in total interceptions (4)
- Ranks tied for eighth in the SEC in passes defended (.91 per game)
- Has recorded 10 or more tackles in five of his last eight games
- Has five double-figure tackle games this season and nine in his career
- Had 11 tackles and his first career QBH vs. Ole Miss
- Recorded 10 tackles, one sack and 1.5 tackles for loss in the win over Tennessee
- Picked off a deflected pass in the first quarter at South Carolina, his second interception of the season and sixth of his career
- Sealed UK's win over ECU with a late interception in the fourth quarter
- Athlon Sports Preseason All-SEC Second Team
- Preseason All-SEC Third Team (Media)
- Preseason All-SEC Third Team (Coaches)
- Recorded four tackles at Southern Miss

Personal

- His nickname is "The Badger"
- Wears a pink mouthpiece in memory of his aunt, Angie Evans, who passed away from breast cancer in 2013
- Major is family sciences with a minor in criminology

EDWARDS' CAREER STATISTICS

Year	Pos.	G-GS	Tkls	Int.-Yds.	Sacks	TFL-Y	FC/FR	QBH	PBU
2015	S	12-5	39	1-20	0-0	2.0-4	1/0	0	2
2016	S	13-13	100	3-46	0.5-4	5.5-14	0/0	0	8
2017	S	11-11	84	4-1	1.0-13	3.5-19	0/0	1	6
Totals		36-29	223	8-67	1.5-17	11.0-37	1/0	1	16


EDWARDS' 2017 GAME-BY-GAME

Opponent	Tackles	Sacks	TFL-Y	FC	PBU	Int.	QBH
at Southern Miss *	4	0-0	0-0	0	0	0-0	0
vs. ECU*	2	0-0	0-0	0	0	1-0	0
at South Carolina*	7	0-0	0-0	0	0	1-1	0
vs. Florida*	11	0-0	0-0	0	1	0-0	0
vs. E. Michigan*	8	0-0	0-0	0	2	1-0	0
vs. Missouri*	11	0-0	0-0	0	1	0-0	0
vs. Miss. State*	11	0-0	1.0-1	0	1	0-0	0

vs. Tennessee*	10	1.0-13	1.5-15	0	0	0-0	0
vs. Ole Miss*	11	0-0	0-0	0	0	0-0	1
at Vanderbilt*	5	0-0	1.0-3	0	0	1-0	0
at Georgia*	4	0-0	0-0	0	1	0	0
Totals	84	1.5-17	3.5-19	0	6	4-1	1

EDWARDS' SINGLE-GAME HIGHS

Tackles: 13, vs Georgia, Nov 5, 2016 (4-9)
 Tackles for loss: 1.5, vs Tennessee, Oct 28, 2017 (1.5-15)
 Sacks: 1.0, vs. Tennessee, Oct. 28, 2017 (1.0-13)
 Fumbles forced: 1, at Vanderbilt, Nov 14, 2015
 Pass breakups: 3, vs New Mexico State, Sept 17, 2016
 Touchdowns: 1, vs Charlotte, Nov 21, 2015
 All-purpose yards: 46, vs Austin Peay, Nov 19, 2016
 Interceptions: 2, at Louisville, Nov 26, 2016
 Long interception return: 46, vs Austin Peay, Nov 19, 2016



69

MATT ELAM

NOSEGUARD

6-7 • 360 • Senior-3L
Elizabethtown, Ky. (John Hardin)

2017 - Senior

- Earned his first starting assignment of the season at Mississippi State
- At Southern Miss, recorded a season-high four tackles, including a tackle for loss

Personal

- Major is communications

ELAM'S CAREER STATISTICS

Year	Pos.	G-GS	Tackles	Sacks-Yds.	TFL-Yds.	FC	FR	PBU
2014	DT	12-0	10	0-0	0-0	0	0	2
2015	DT	12-4	23	0-0	0.5-1	0	0	0
2016	DT	12-5	9	0-0	0-0	0	0	0
2017	DT	9-1	8	0-0	1.0-4	0	0	1
Totals		45-10	50	0-0	1.5-5	0	0	3

ELAM'S 2017 GAME-BY-GAME

Opponent	Tkls.	TFL-Y	Sacks-Y	FC	FR	PBU	QBH
at Southern Miss	4	1.0-4	0-0	0	0	0	0
vs. ECU	0	0-0	0-0	0	0	0	0
at South Carolina	1	0-0	0-0	0	0	1	0
vs. Florida	2	0-0	0-0	0	0	0	0
vs. E. Michigan	1	0-0	0-0	0	0	0	0
vs. Missouri	0	0-0	0-0	0	0	0	0
at Miss. State*	0	0-0	0-0	0	0	0	0
vs. Tennessee			DNP				
vs. Ole Miss	0	0-0	0-0	0	0	0	0
at Vanderbilt			DNP				
at Georgia	0	0-0	0-0	0	0	0	0
Totals	8	1.0-4	0-0	0	0	1	0

ELAM'S SINGLE-GAME HIGHS

Tackles: 6, 2x, last vs. UL Lafayette, Sept 5, 2015
 Tackles for loss: 1.0, at Southern Miss, Sept 2, 2016 (1.0-4)
 Pass breakups: 1, 3x, last at South Carolina, Sept 16, 2017



81

ISAIAH EPPS

WIDE RECEIVER

6-2 • 185 • Freshman-HS
Jenks, Okla. (Jenks)

2017 - Freshman

- Had a career-best two catches for 31 yards vs. Ole Miss
- One of seven true freshmen to see action in the season opener at Southern Miss
- Caught one pass for 18 yards in the win over Eastern Michigan

Personal

- Older brother, Carson, and cousin, Denver Johnson are currently wide receivers at Iowa State
- Major is psychology

EPPS' 2017 GAME-BY-GAME

Opponent	Rec.	Yds.	TD	Long
at Southern Miss	1	6	0	6
vs. ECU	0	0	0	0
at South Carolina	0	0	0	0
vs. Florida	0	0	0	0
vs. E. Michigan	1	18	0	18
vs. Missouri	0	0	0	0
at Miss. State	0	0	0	0
vs. Tennessee	0	0	0	0
vs. Ole Miss	2	31	0	28
at Vanderbilt	0	0	0	0
at Georgia	0	0	0	0
Totals	4	55	0	28

EPPS' SINGLE-GAME HIGHS

Receptions: 2, vs Ole Miss, Nov 4, 2017
 Receiving yards: 31, vs Ole Miss, Nov 4, 2017 (2 receptions)
 Receiving TDs: n/a
 Long reception: 28, vs Ole Miss, Nov 4, 2017





3

JORDAN
GRIFFIN

CORNERBACK

6-0 • 186 • Sophomore-1L
Riverdale, Ga.
(Jonesboro)

2017 - Sophomore

- Got his first career interception in the win over Vanderbilt
- Charted a career-high six tackles vs. Missouri with one PBU
- Had two tackles and a PBU in the opener at Southern Miss ... Also had two at South Carolina and vs. Eastern Michigan
- Earned his first career start vs. Eastern Michigan
- SEC First-year Academic Honor Roll (2016-17)

Personal

- Major is pre-integrated strategic communications

GRIFFIN'S CAREER STATISTICS

Year	Pos.	G-GS	Tackles	TFL-Y	Int.-Yds.	PBU	FR	FC	QBH
2016	DB	8-0	6	0-0	0-0	0	0	0	0
2017	DB	11-1	21	0-0	1-2	3	0	0	0
Totals		19-1	27	0-0	1-2	3	0	0	0

GRIFFIN'S 2017 GAME-BY-GAME

Opponent	Tackles	Sacks	TFL-Y	FR	FC	PBU	Int.
at Southern Miss.	2	0-0	0-0	0	0	1	0
vs. EKU	0	0-0	0-0	0	0	0	0
at South Carolina	2	0-0	0-0	0	0	0	0
vs. Florida	3	0-0	0-0	0	0	0	0
vs. E. Michigan*	2	0-0	0-0	0	0	0	0
vs. Missouri	6	0-0	0-0	0	0	1	0
at Miss. State	0	0-0	0-0	0	0	0	0
vs. Ole Miss	3	0-0	0-0	0	0	1	-
at Vanderbilt	1	0-0	0-0	0	0	0	1-2
at Georgia	2	0-0	0-0	0	0	0	0
Totals	21	0-0	0-0	0	0	3	1-2

GRIFFIN'S SINGLE-GAME HIGHS

Tackles: 6, vs Missouri, Oct 7, 2016 (5-1)
Pass breaks: 1, three times, last vs Ole Miss, Nov 4, 2017
Interceptions: 1, at Vanderbilt, Nov 11, 2017



85

GREG
HART

TIGHT END

6-5 • 245 • Senior-1L
Dayton, Ohio (Archishop Alter/
Nebraska)

2017 - Senior

- Has seen action in all 11 games
- Caught his first collegiate touchdown pass with a career-long 20-yard scoring grab in the first quarter vs. Eastern Michigan
- Saw action in 12 games in 2016, catching six passes for 32 yards

Personal

- Graduated in May of 2017 with a degree in marketing and is currently working on a second degree in communications
- Participated in a one-week service/educational trip to Ethiopia where he interacted with residents of impoverished communities, visited imprisoned men, helped widows, cared for orphans, and helped renovate houses (May of 2016)

HART'S CAREER STATISTICS

Year	Pos.	G-GS	Rec.	Yds.	Avg.	TD	Long
2016	TE	12-0	6	32	5.3	0	11
2017	TE	11-0	3	25	8.3	1	20
Totals		23-0	9	57	6.3	1	20

HART'S 2017 GAME-BY-GAME

Opponent	Rec.	Yds.	TD	Long
at Southern Miss	0	0	0	0
vs. EKU	0	0	0	0
at South Carolina	1	3	0	3
vs. Florida	0	0	0	0
vs. E. Michigan	1	20	1	20
vs. Missouri	0	0	0	0
at Miss. State	0	0	0	0
vs. Tennessee	0	0	0	0
vs. Ole Miss	1	2	0	2
at Vanderbilt	0	0	0	0
at Georgia	0	0	0	0
Totals	3	25	0	3

HART'S SINGLE-GAME HIGHS

Receptions: 2, vs New Mexico State, Sept 16, 2016
Receiving yards: 20, vs E. Michigan, Sept 30, 2017 (1 rec.)
Receiving TDs: 1, vs E. Michigan, Sept 30, 2017
Long reception: 20, vs E. Michigan, Sept 30, 2017



9

GARRETT
JOHNSON

WIDE RECEIVER

5-11 • 175 • Senior-3L
Winter Garden, Fla. (West Orange)

2017 - Senior

- Leads the team in receptions (46) and receiving yards (500 yards)
- Ranks tied for eighth in the SEC in receptions per game (4.2)
- Led the team in receptions last season with 39 catches for 585 yards and five touchdowns
- Also led the team in 2015 with 694 receiving yards, collecting 46 catches for two touchdowns
- Has caught a pass in 22 straight games, dating back to last season
- Has 2,050 receiving yards as a Wildcat and is just the fourth player in school history – also Craig Yeast, Keenan Burton, Derek Abney – to reach 2,000 in his career
- Has 153 career catches which ranks fifth on the UK career receptions list ... Needs 37 more to tie Keenan Burton (189 from 2003-07) at No. 4
- Just the fifth player in school history with at least 150 receptions (joining Craig Yeast, Derek Abney, Anthony White, Keenan Burton)
- Ranks fourth on UK's career receiving yardage list with 2,050 career receiving yards ... Needs 289 more yards to tie Derek Abney (2000-03) at No. 3 with 2,339 yards
- Had seven catches for 111 yards and one TD in the win over Missouri ... Marked his first 100-yard game of the season and sixth of his career
- Has had at least one 100-yard receiving game each of his four seasons; he and Rafael Little are the only two Wildcats in school history to do so
- Had a 64-yard touchdown reception in the fourth quarter vs. Mizzou, marking his sixth catch of at least 60 yards in his career, four of which have been touchdowns from Stephen Johnson
- His eight catches vs. Eastern Michigan were the most receptions for a Wildcat since he had nine vs. Auburn in 2015
- Has 11 career touchdown catches

Personal

- Nickname is "Juice"
- Major is communications

G. JOHNSON'S CAREER STATISTICS

Year	Pos.	G-GS	Rec.	Yds.	Avg.	TD	Long
2014	WR	12-2	22	271	12.3	2	60
2015	WR	12-11	46	694	15.1	2	39
2016	WR	13-9	39	585	15.0	5	75
2017	WR	11-11	46	500	10.9	2	64
Totals		48-33	153	2,050	13.4	11	75






G. JOHNSON'S 2017 GAME-BY-GAME

Table with columns: Opponent, Rec., Yds., TD, Long. Rows include games against Southern Miss, EKU, South Carolina, Florida, E. Michigan, Missouri, Miss. State, Tennessee, Ole Miss, Vanderbilt, and Georgia.

G. JOHNSON'S SINGLE-GAME HIGHS

Receptions: 9, Auburn, Oct 15, 2015
Receiving yards: 164, at Louisville, Nov 26, 2016 (5 receptions)
Receiving TDs: 2, three times, last at Louisville, Nov 26, 2016
Long reception: 75, at Louisville, Nov 26, 2016
All-purpose yards: 164, at Louisville, Nov 26, 2016



6

LONNIE JOHNSON JR.

CORNERBACK

6-3 • 215 • Junior-JC
Gary, Ind. (Garden City CC/Gary West Side)

2017 - Junior

- Started the last three games
Earned his first career start vs. Ole Miss, charting five tackles, a TFL and a PBU
Posted a career-high six tackles along with a blocked field goal in the win over Missouri
Also had a blocked extra point vs. Eastern Kentucky
Had three tackles and his first career sack in the win over Tennessee

Personal

- Major is community and leadership development

JOHNSON'S 2017 GAME-BY-GAME

Table with columns: Opponent, Tackles, Sacks, TFL-Y, FR, FC, PBU, Int., Blks. Rows include games against Southern Miss, EKU, South Carolina, Florida, E. Michigan, Missouri, Miss. State, Tennessee, Ole Miss, Vanderbilt, and Georgia.

Totals 32 1.0-10 3.0-13 0 0 5 0 2

JOHNSON'S SINGLE-GAME HIGHS

Tackles: 6, vs Missouri, Oct 9, 2017 (6-0)
Tackles for loss: 1.5, vs EKU, Sept 9, 2017
Sacks: 1.0, vs Tennessee, Oct 28, 2017 (1.0-10)
Blocks: 1, twice, last vs Missouri, Oct 9, 2017 (punt)
PBU: 1, 5x, last at Georgia, Nov 18, 2017



15

STEPHEN JOHNSON II

QUARTERBACK

6-2 • 185 • Senior-1L
Rancho Cucamonga, Calif.
(Los Osos/Grambling/
College of the Desert)

- Johnny Unitas Golden Top 20 Watch List

2017 - Senior

- UK is 14-8 with Johnson as primary QB, including 12-8 as the starter and 2-0 as the team's primary QB in a relief role
Ranks ninth in the SEC in total offense (208.2), seventh in passing yards per game (176.2), and ninth in pass efficiency (134.0)
Has thrown or rushed for a touchdown in 11 of the last 15 games
Over the last 14 games he has thrown 16 touchdowns with only five interceptions
Ranks second on the team in rushing with 352 yards on 87 carries (4.0 yards per carry)
Has the most rushing yards in a single season (352) by a Kentucky quarterback with at least 250 passing attempts
Is the only UK quarterback since 1966 with four career games of at least 224 passing yards and 44 rushing yards
Completed 12 straight passes in the Ole Miss game, the fifth-longest completion streak in a game in program history
Completed six passes for 46 yards, while rushing six times for 84 yards and a touchdown in the win over Tennessee
His touchdown rush with :33 left vs. UT was the game-winner
Had 84 rushing yards vs. the Vols, which is the most by a UK quarterback in an SEC game since Matt Roark against Tennessee in 2011 ... Roark had 124 that day against the Vols
Completed 22 of 36 passes for a season-high 298 yards and two touchdowns in the win over Mizzou
His three TD passes vs. Florida tied a career high and were the most for a UK quarterback against Florida since Andre' Woodson on Oct. 20, 2007 when he had five TDs
Completed 16 of 25 passes for 169 yards in the win over South Carolina ... Also had 74 yards rushing on seven carries
First Kentucky quarterback since 1993 to win four of his first six career true road game starts

- First Kentucky quarterback since 1993 to win eight of his first 11 career regular season starts

Personal

- Suffered from Tourette Syndrome until the age of 13
Major is agricultural economics with a minor in business

S. JOHNSON'S CAREER STATISTICS

Table with columns: Year, G-GS, Rush Yds, TD, Comp. Att., Int., Pct., Yds., TD, Long. Rows include years 2013, 2014, 2016, 2017, and totals.

* at Grambling

S. JOHNSON'S 2017 GAME-BY-GAME

Table with columns: Opponent, Comp.-Att.-Int., Yds, TD, Long, Rush Yds, TD, Long. Rows include games against Southern Miss, EKU, South Carolina, Florida, E. Michigan, Missouri, Miss. State, Tennessee, Ole Miss, Vanderbilt, and Georgia.

S. JOHNSON'S SINGLE-GAME HIGHS

Pass attempts: 34, Georgia Tech, Dec 31, 2016
Pass completions: 19, Georgia Tech, Dec 31, 2016
Pass yards: 338, at Louisville, Nov 26, 2016
Pass TDs: 3, three times, last vs. Florida, Sept 23, 2017
Long pass: 75, at Louisville, Nov 26, 2016
Total offense plays: 48, Georgia Tech, Dec 31, 2016 (14 rush, 34 pass)
Total offense yards: 421, at Louisville, Nov 26, 2016 (83 rush, 338 pass)
All-purpose yards: 83 at Louisville, Nov 26, 2016
Rushing Touchdowns: 1, four times, last at Southern Miss, Sept 3, 2017
Rush attempts: 14, Georgia Tech, Dec 31, 2016
Rush yards: 84, Tennessee, Oct 28, 2017 (6 carries)
Long rush: 75 at Tennessee, Nov 12, 2016
Consecutive completions: 12, vs Ole Miss, Nov 4, 2017



34

JORDAN JONES

LINEBACKER

6-2 • 221 • Junior-2L
Youngstown, Ohio (Cardinal Mooney)

- *Bednarik Award Watch List*
- *Bronko Nagurski Trophy Watch List*

2017 - Junior

- Returned to action at Mississippi State on Oct. 21 after missing four games with an injured shoulder
- Had seven tackles, including one for loss, and had a quarterback hurry in his return
- Led all players with 13 tackles in the win over Tennessee, adding one sack and two tackles for loss
- His 13 tackles were a season high and the most in his career in a SEC game
- Earned Co-SEC Defensive Player of the Week for this play against the Vols
- Has recorded 10 or more tackles in five career games
- Recorded eight tackles, a career-high 3.0 TFL and 1.0 sacks in the Ole Miss game
- Has forced two fumbles this season
- Athlon Sports Preseason All-SEC First Team
- Athlon Sports Preseason All-America Third Team
- Preseason All-SEC Third Team (Media)
- Preseason All-SEC Second Team (Coaches)
- Southern Pigskin All-SEC Preseason First Team
- Led the team and ranked third in the SEC in tackles per game with 8.4 (109 total) in 2016
- Led the SEC and ranked 16th nationally in solo tackles per game (5.7) in 2016
- Led the team with nine QB hurries in 2016
- Led the team and ranked sixth in the SEC in tackles for loss with 15.5 in 2016

Personal

- Major is community and leadership development

JONES' CAREER STATISTICS

Year	G-GS	Tackles	TFL-Yds.	Sacks-Yds.	PD	FF	FR	QBH
2015	8-0	10	0-0	0-0	0	0	1	0
2016	13-13	109	15.5-65	4.0-35	4	1	0	9
2017	7-6	51	6.5-18	2.0-11	1	1	0	2
Totals	28-19	170	22.0-83	6.0-46	5	2	1	11

JONES' 2017 GAME-BY-GAME

Opponent	Tkls.	TFL-Y	Sacks-Y	PBU	FF	FR	Int.	QBH
at Southern Miss*	5	0-0	0-0	0	0	0	0	0
vs. EKU	8	0.5-2	0-0	1	1	0	0	1
at South Carolina	(Injury)	DNP						
vs. Florida	(Injury)	DNP						
vs. E. Michigan	(Injury)	DNP						
vs. Missouri	(Injury)	DNP						
at Miss. State*	7	1.0-1	0-0	0	0	0	0	1

vs. Tennessee*	13	2.0-4	1.0-3	0	0	0	0	0
vs. Ole Miss*	8	3.0-11	1.0-8	0	0	0	0	0
at Vanderbilt*	5	0-0	0-0	0	0	0	0	0
at Georgia*	5	0-0	0-0	0	0	0	0	0
Totals	50	6.5-18	2.0-11	1	1	0	0	2

JONES' SINGLE-GAME HIGHS

Tackles: 19, Southern Miss, Sept 3, 2016 (13-6)
Sacks: 1.0, six times, last vs Ole Miss, Nov 4, 2017 (8 yards)
Tackles for loss: 3.0, vs Ole Miss, Nov 4, 2017 (11 yards)
Fumbles forced: 1, twice, last vs. ECU, Sept 9, 2017
Fumbles recovered: 1, at Vanderbilt, Nov 14, 2015
QB Hurries: 3, at Alabama, Oct 1, 2016



22

SIHIEM KING

RUNNING BACK

5-9 • 172 • Junior-2L
Colquitt, Ga. (Colquitt County)

2017 - Junior

- Rushed 15 times for 69 yards and a career-high two touchdowns in the win over Vanderbilt
- Ran for a season-high 64 yards on five carries vs. Florida ... Also caught a pass for a career-high 24-yard gain
- Last year, King carried the ball just 11 times for 81 yards

Personal

- Name pronounced "sah-HEEM"
- His nickname is "Sifi"
- Major is community and leadership development
- Writes left-handed

KING'S CAREER STATISTICS

Year	G-GS	Att.	Yds.	Avg.	TD	LG	Rec.	Yds.	Avg.	TD	LG
2015	12-0	11	127	11.5	1	62	4	6	1.5	0	6
2016	13-0	11	81	7.4	1	24	3	14	4.7	0	11
2017	11-0	70	333	4.8	2	30	11	69	6.3	0	24
Totals	36-0	92	541	5.9	4	62	18	89	4.9	0	24

KING'S KOR CAREER STATISTICS

Year	KOR	Yds.	Avg.	TD	Long
2015	23	498	21.7	0	48
2016	10	213	21.3	0	27
2017	3	91	30.3	0	46
Totals	36	802	22.3	0	48

KING'S 2017 GAME-BY-GAME

Opponent	Att.	Yds.	TD	Rec.	Yds.	TD	KR	Yds	TD
at Southern Miss	8	12	0	0	0	0	2	69	0
vs. EKU	9	63	0	3	13	0	1	22	0
at South Carolina	2	15	0	1	18	0	0	0	0

vs. Florida	5	64	0	1	24	0	0	0	0
vs. E. Michigan	7	13	0	2	-2	0	0	0	0
vs. Missouri	6	20	0	1	6	0	0	0	0
at Miss. State	5	24	0	0	0	0	0	0	0
vs. Tennessee	2	17	0	1	2	0	0	0	0
vs. Ole Miss	4	18	0	2	8	0	0	0	0
at Vanderbilt	15	69	2	0	0	0	0	0	0
at Georgia	7	26	0	0	0	0	0	0	0
Totals	70	333	2	11	69	0	3	91	0

KING'S SINGLE-GAME HIGHS

Rush attempts: 15, at Vanderbilt, Nov 11, 2017
Rush yards: 91, vs Charlotte, Nov 21, 2015 (5 carries)
Rush TDs: 2, at Vanderbilt, Nov 11, 2017
Long rush: 62, vs Charlotte, Nov 21, 2015
Receptions: 3, vs ECU, Sept 9, 2017
Receiving yards: 24, vs Florida, Sept 23, 2017
Long reception: 24, vs Florida, Sept 23, 2017
All-purpose yards: 118, at Louisville, Nov 26, 2016
Kick returns: 6, at Louisville, Nov 26, 2016
Kick return yards: 118, at Louisville, Nov 26, 2016 (6 returns)
Long kick return: 48, vs. Missouri, Sept 26, 2015



59

KORDELL LOONEY

DEFENSIVE TACKLE

6-3 • 293 • Freshman-RS
Springfield, Ohio (Springfield)

2017 - Freshman - RS

- Had two tackles in the season opener vs. Southern Miss and at Mississippi State

Personal

- Major is undecided

LOONEY'S 2017 GAME-BY-GAME

Opponent	Tkls.	TFL-Y	Sacks-Y	PBU	FF	FR	Int.	QBH
at Southern Miss	2	0-0	0-0	0	0	0	0	0
vs. EKU			DNP					
at South Carolina	0	0-0	0-0	0	0	0	0	0
vs. Florida	0	0-0	0-0	0	0	0	0	0
vs. E. Michigan	1	0-0	0-0	0	0	0	0	0
vs. Missouri	1	0-0	0-0	0	0	0	0	0
at Miss. State	2	0-0	0-0	0	0	0	0	0
vs. Tennessee			DNP					
vs. Ole Miss	1	0-0	0-0	0	0	0	0	0
at Vanderbilt	0	0-0	0-0	0	0	0	0	0
at Georgia	0	0-0	0-0	0	0	0	0	0
Totals	8	0-0	0-0	0	0	0	0	0

LOONEY'S SINGLE-GAME HIGHS

Tackles: 2, twice, last at Mississippi State, Oct 21, 2017 (0-2)





51

COURTNEY LOVE

LINEBACKER

6-2 • 242 • Senior-1L
Youngstown, Ohio
(Cardinal Mooney/Nebraska)

- Member of 2017 Allstate AFCA Good Works Team
- Wuerffel Trophy Semifinalist
- Lott IMPACT Trophy Quarterfinalist
- 2017 Capital One Orange Bowl-FWAA Courage Award Nominee

2017 - Senior

- Second on the team in tackles with 72
- Tied for 18th in the NCAA in fumble recoveries with two
- Got his first sack of the season for a loss of nine yards vs. Ole Miss
- Recorded a career-high 10 tackles and a fumble recovery in the win over Missouri
- Has been named a team captain in all 11 games this season
- Started in all 13 games and named a team captain in 12 games last season
- Ranked third on the team in tackles with 76 in 2016

Personal

- Graduated in May of 2017 with a degree in community and leadership development and is currently working on a second degree in communications
- Leads the team in community service hours ... Named to the Allstate AFCA Good Works Team, just one of 11 FBS student-athletes on the prestigious team ... Took a week-long service trip to Ethiopia in May of 2016 ... Currently volunteers with Amachi Central Kentucky, a mentoring program that seeks to pair caring, positive adults with children and youth in the Bluegrass who have one or both parents in state or federal prison or are affected by incarceration in some way
- Co-representative on UK football's Student-Athlete Advisory Committee (SAAC)

LOVE'S CAREER STATISTICS

Year	Pos.	G-GS	Tackles	TFL-Yds.	Sacks-Yds	QBH	FC	FR	PBU
2014*	LB	12-0	6	1.0-1	0-0	0	0	0	0
2016	LB	13-13	76	1.0-5	1.0-5	2	1	1	1
2017	LB	11-11	72	3.0-12	1.0-9	0	0	2	2
Totals at UK	24-24	148	4.0-17	2.0-14	2	1	3	2	
All*	36-24	154	5.0-18	2.0-14	2	1	3	3	

LOVE'S 2017 GAME-BY-GAME

Opponent	Tackles	Sacks	TFL-Y	QBH	PBU	FF/FR	Int.
at Southern Miss*	9	0-0	1.0-1	0	0	0/1	0
vs. EKU*	8	0-0	0-0	0	0	0	0
at South Carolina*	6	0-0	0-0	0	1	0	0
vs. Florida*	7	0-0	1.0-2	0	1	0	0
vs. E. Michigan*	3	0-0	0-0	0	0	0	0
vs. Missouri*	10	0-0	0-0	0	0	0/1	0
at Miss. State*	8	0-0	0-0	0	0	0/0	0
vs. Tennessee*	7	0-0	0-0	0	0	0/0	0
vs. Ole Miss*	6	1.0-9	1.0-9	0	0	0/0	0
at Vanderbilt*	3	0-0	0-0	0	0	0/0	0
at Georgia*	5	0-0	0-0	0	0	0/0	0
Totals	72	1.0-9	3.0-12	0	2	0/2	0

LOVE'S SINGLE-GAME HIGHS

Tackles: 10, vs Missouri, Oct 7, 2017 (4-6)
 Sacks: 1.0, twice, last vs Ole Miss, Nov 4, 2017
 Tackles for loss: 1.0, four times, last vs Ole Miss, Nov 4, 2017 (1.0-9)
 Fumbles Caused: 1, vs Georgia Tech, Dec. 31, 2016
 Fumbles recovered: 1, three times, last vs Missouri, Oct 7, 2017
 QB Hurries: 1, twice, last vs Georgia Tech, Dec. 31, 2016
 PBU: 1, twice, last vs Florida, Sept 23, 2017



99

AUSTIN MacGINNIS

KICKER

5-10 • 185 • Senior-3L
Wedowee, Ala. (Prattville)

- Campbell Trophy Award Semifinalist
- Lou Groza Award Watch List
- CoSIDA Academic All-District Team

2017 - Senior

- UK's career leading scorer with 349 points which ranks 12th in SEC history for scoring and scoring by kicking
- Ranks tied for eighth in SEC history for most FG goals made in a career (70)
- Ranks tied for fifth in the SEC in scoring (8.4 ppg) and tied for third in scoring by kick (8.4 ppg)
- Ranks sixth nationally and leads the SEC in field goals made with 1.82 per game
- Leads the SEC in FG percentage (80.0)
- Is 20 of 25 on field goals for the season with the only misses coming from 48, 48, 53, 53 and 57 yards ... Needs one more FG to tie his school record of most FGs made in a season (21, 2014)
- Scored a career-high tying 16 points against Missouri and earned one of three "Stars of the Week from the Lou Groza Award
- The 16 points against Missouri were the second-most points for a kicker in a single game in school history
- Made a 53-yarder for the go-ahead score in the fourth quarter vs. the Tigers, becoming the first

player in school history with three field goals in his career of at least 53 yards

- Holds the school records for career field goals made (70), career FGs attempted (88), most field goals made in a season (21 in 2014), most points scored in a season (104, 2014), consecutive FGs made (11, twice) and longest FG (54 yards)
- Has a career total of 139 career PATs which ranks second all-time at UK ... Needs 19 more to tie Lones Seiber for the most all time at 158
- Has hit 63 consecutive PATs, dating back to 2016, including all 32 this season (school record is 92)
- Scored all of UK's points in the second half at South Carolina with his trio of field goals, keeping the Gamecocks at bay
- Named SEC Special Teams Player of the Week and earned one of three "Stars of the Week from the Lou Groza Award for his play at USC
- Made a pair of potentially touchdown-saving tackles on long kickoff returns vs. EKU
- Athlon Sports Preseason All-SEC Fourth Team
- Preseason All-SEC Third Team (Coaches)

Personal

- Graduated in May of 2017 with a degree in finance and is currently working on a master's degree in business administration at UK's Gatton College of Business and Economics
- Set to graduate in one year (May of 2018) with his MBA ... Is taking 19 credit hours this semester and 22 next semester

MacGINNIS' CAREER STATISTICS

Year	FGM/FGA	PAT	Points	Long FG	TB
2014	21-27	41-41	104	54	25
2015	13-17	22-23	61	48	14
2016	16-19	44-45	92	51	24
2017	20-25	32-32	92	53	28
Totals	70-88	139-141	349	54	91

MacGINNIS' FIELD GOALS BY DISTANCE

Year	1-19	20-29	30-39	40-49	50+	Total	Long
2014	0-0	4-5	9-10	5-7	3-5	21-27	54
2015	0-0	5-5	4-5	4-6	0-1	13-17	48
2016	0-0	3-4	8-9	4-5	1-1	16-19	51
2017	0-0	4-4	9-9	5-7	2-5	20-25	53
Totals	0-0	16-18	30-33	18-25	6-12	70-56	54

MacGINNIS' SINGLE-GAME HIGHS

Points scored: 16, twice, last vs Missouri, Oct 7, 2017
 Kick PATs: 8, twice, last vs New Mexico State, Sept 17, 2016
 Points by kicking: 16, twice, last vs Missouri, Oct 7, 2017
 Field goals made: 4, three times, last vs Missouri, Oct 7, 2017
 Field goal attempts: 5, vs Mississippi State, Oct 22, 2016
 Longest field goal: 54, at Tennessee, Nov 15, 2014**
 Kickoffs: 10, twice, last vs New Mexico State, Sept 17, 2016
 Touchbacks: 7 vs UT Martin, 2014
 Consecutive FG made: 11** (2014-15, 2017)
 ** denotes school record



99

ADRIAN
MIDDLETON

DEFENSIVE TACKLE

6-3 • 275 • Junior-2L
Bowling Green, Ky. (South Warren)

2017 - Junior

- Has started in all 11 games
- Had five tackles vs. Eastern Michigan, including a career-best 2.0 TFL and a sack for a loss of 11 yards
- Played in all 13 games in 2016, earning a starting nod in the final 12 games of the season

Personal

- Major is media arts and studies with a minor in digital media and design

MIDDLETON'S CAREER STATISTICS


Year	Pos.	G-GS	Tackles	TFL-Yds.	Sacks-Yds.	FC	FR	PBU
2015	DT	4-0	8	0-0	0-0	0	0	0
2016	DT	13-12	35	5.5-13	0-0	0	0	0
2017	DT	11-11	22	3.0-15	1.0-11	0	0	1
Totals	DT	28-23	65	8.5-28	1.0-11	0	0	1

MIDDLETON'S 2017 GAME-BY-GAME

Opponent	Tkls.	TFL-Y	Sacks-Y	PBU	FF	FR	Int.	QBH
at Southern Miss*	5	0-0	0-0	0	0	0	0	0
vs. ECU*	0	0-0	0-0	0	0	0	0	0
at South Carolina*	2	0-0	0-0	0	0	0	0	0
vs. Florida*	0	0-0	0-0	0	0	0	0	0
vs. E. Michigan*	5	2.0-13	1.0-11	0	0	0	0	0
vs. Missouri*	1	0-0	0-0	0	0	0	0	0
at Miss. State*	5	0-0	0-0	0	0	0	0	0
vs. Tennessee*	2	1.0-2	0-0	0	0	0	0	0
vs. Ole Miss*	1	0-0	0-0	0	0	0	0	0
at Vanderbilt*	0	0-0	0-0	1	0	0	0	0
at Georgia*	1	0-0	0-0	0	0	0	0	0
Totals	22	3.0-15	1.0-11	1	0	0	0	0

MIDDLETON'S SINGLE-GAME HIGHS

Tackles: 6, at Louisville, Nov 26, 2016 (3-3)
Tackles for loss: 2.0, vs E. Michigan, Sept 30, 2017
Sacks: 1.0, vs E. Michigan, Sept 30, 2017
PBU: 1, at Vanderbilt, Nov 11, 2017



84

CHARLES
MOUSHEY

WIDE RECEIVER

6-0 • 180 • Senior-1L
Westerville, Ohio
(Westerville Central)

2017 - Senior

- A walk-on wide receiver who has emerged as a special teams star, charting 10 tackles this season, two of them inside the opponent's 20-yard line
- Has helped down three punts on the 1-yard line
- Came to UK in 2014 as a member of UK's track and field team
- Set the UK Freshman record in the pole vault at SEC Championships and earned SEC All-Freshman honors

Personal

- His nickname is "Moosh"
- If not playing in the NFL, he plans to join the Navy after college
- High school teammates with Benny Snell Jr.
- Father, Charles, was a wide receiver at Dayton



93

MATT
PANTON

KICKER/PUNTER

6-4 • 230 • Senior-TR
Melbourne, Australia
(Melbourne Grammar School/Columbia)

- *Ray Guy Award Watch List*

2017 - Senior

- Averaging 42.7 yards per punt on the season which ranks 10th in the SEC
- Has 19 punts inside the 20-yard line ... Three punts have been downed at the 1-yard line
- Had his best game as a Wildcat, punting eight times for a 47.2-yard average vs. Eastern Michigan
- Booted a career-long 71-yard punt vs. the Eagles
- Marked the longest for a UK player since Ryan Tydlacka had a 73-yarder at Ole Miss in 2010
- It was UK's longest punt at Kroger Field since Bill Hawk had a 75-yarder vs. Tennessee in 1991
- It was UK's best punting performance since Landon Foster averaged 47.8 against Mississippi State in 2014
- Transferred to Kentucky after playing two seasons at Columbia University in New York City

Personal

- Was a member of Columbia's heavyweight rowing program and Sigma Chi Fraternity
- Experienced Australian Rules Football player
- Graduated with a degree in psychology from Columbia in 2017 and is currently working on a master's degree in business administration at UK's Gatton College of Business and Economics

PANTON'S CAREER STATISTICS

Year	G	Punts	Yds.	Avg.	TBs	FC	Inside 20	Long	50+
2015*	9	19	667	35.1	1	9	12	54	33
2016*	10	42	1,073	40.5	4	13	29	70	29
2017	10	53	2,263	42.7	3	19	19	71	5
at UK	10	53	2,263	42.7	3	19	19	71	5
Totals*	29	114	4,003	35.1	8	41	60	71	67

PANTON'S 2017 GAME-BY-GAME

Opponent	Punts	Yds.	Avg.	Long	Inside 20
at Southern Miss*	9	378	42.0	50	5
vs. ECU*	4	155	38.8	47	1
at South Carolina*	4	178	44.5	54	1
vs. Florida*	5	203	40.6	53	2
vs. E. Michigan*	8	378	47.2	71	3
vs. Missouri*	3	110	36.7	44	0
at Miss. State*	7	316	45.1	67	3
vs. Tennessee*	4	166	41.5	47	1
vs. Ole Miss*	4	168	42.0	46	1
at Vanderbilt		DNP			
at Georgia*	5	211	42.2	46	2
Totals	53	2,263	42.7	71	19

PANTON'S SINGLE-GAME HIGHS

Punts: 9, at Southern Miss, Sept 2, 2017
Single-game Avg: 47.2, vs E. Michigan, Sept 30, 2017
Long: 71, vs E. Michigan, Sept 30, 2017



4

JOSHUA
PASCHAL

OUTSIDE LINEBACKER

6-3 • 270 • Freshman-HS
Olney, Md. (Our Lady of Good Counsel)

2017 - Freshman

- Recorded a career-high three tackles along with a sack in the win over Tennessee and Vanderbilt
- Named SEC Special Teams Player of the week for his game-changing blocked punt vs. EMU
- First UK player to block a punt since Josh Forrester vs. Alabama State in 2013
- With UK clinging to a 17-14 lead in the fourth quarter, Paschal deftly broke through the line and punter shield, also deducing the correct place and time to block a running rugby punt





- The blocked punt went for an 18-yard loss back to the EMU 12-yard line, setting up Benny Snell's 12-yard TD run on the next play
- On the play before the blocked punt, forced a third-down incompletion with a quarterback hurry
- Finished the EMU game with a tackle and a QB hurry, and shared a quarterback sack
- Athlon Sports Preseason SEC All-Freshman Third Team

Personal

- Older brother, Travaughn, was a linebacker for the Wildcats from 2011-14
- Major is undecided

PASCHAL'S 2017 GAME-BY-GAME

Opponent	Tkls.	TFL-Y	Sacks-Y	PBU	FF/FR	Blks	Int.	QBH
at Southern Miss	1	1.0-3	0-0	0	0/0	0	0	0
vs. EKU	0	0-0	0-0	0	0/0	0	0	0
at South Carolina	1	0.5-2	0.5-2	0	0/0	0	0	0
vs. Florida	1	0-0	0-0	0	0/0	0	0	0
vs. E. Michigan	1	0.5-2	0.5-2	0	0/0	1	0	1
vs. Missouri	0	0-0	0-0	0	0/0	0	0	0
at Miss. State	2	0-0	0-0	0	0/0	0	0	0
vs. Tennessee	3	0.5-3	1.0-3	0	0/0	0	0	1
vs. Ole Miss	0	0-0	0-0	0	0/0	0	0	0
at Vanderbilt	3	1.0-7	1.0-7	0	0/0	0	0	0
at Georgia	0	0-0	0-0	0	0/0	0	0	0
Totals	12	3.5-17	2.5-14	0	0/0	1	0	2

PASCHAL'S SINGLE-GAME HIGHS

Tackles: 3, twice, last at Vanderbilt, Nov 11, 2017
 Sacks: 1.0, two times, last at Vanderbilt, Nov 11, 2017
 Tackles for loss: 1.0, twice, at Vanderbilt, Nov 11, 2017 (1.0-7)



77

NAQUEZ PRINGLE

DEFENSIVE TACKLE

6-3 • 320 • Senior-1L
 Georgetown, S.C.
 (Carvers Bay/Itawamba CC)

2017 - Senior

- Has 12 career starts at the nose position
- Had three tackles, including one for loss vs. EKU
- Posted two tackles at South Carolina, at Mississippi State and vs. Tennessee

Personal

- Major is community leadership and development

PRINGLE'S CAREER STATISTICS

Year	Pos.	G-GS	Tackles	Sacks-Yds.	TFL-Yds.	FC	FR	PBU
2016	NG	12-5	39	1.0-6	2.0-7	0	0	0
2017	NG	11-7	12	0-0	0.5-1	0	0	0
Totals		23-12	51	1.0-6	2.5-8	0	0	0

PRINGLE'S 2017 GAME-BY-GAME

Opponent	Tkls.	TFL-Y	Sacks-Y	PBU	FF	FR	Int.	QBH
at Southern Miss*	1	0-0	0-0	0	0	0	0	0
vs. EKU*	3	0.5-1	0-0	0	0	0	0	0
at South Carolina*	2	0-0	0-0	0	0	0	0	0
vs. Florida*	1	0-0	0-0	0	0	0	0	0
vs. E. Michigan*	1	0-0	0-0	0	0	0	0	0
vs. Missouri*	0	0-0	0-0	0	0	0	0	0
at Miss. State	2	0-0	0-0	0	0	0	0	0
vs. Tennessee	2	0-0	0-0	0	0	0	0	0
vs. Ole Miss	0	0-0	0-0	0	0	0	0	0
at Vanderbilt	0	0-0	0-0	0	0	0	0	0
at Georgia	0	0-0	0-0	0	0	0	0	0
Totals	12	0.5-1	0-0	0	0	0	0	0

PRINGLE'S SINGLE-GAME HIGHS

Tackles: 6, vs. Georgia Tech, Dec. 31, 2016 (4-2)
 Sacks: 0.5, twice, last at Louisville, Nov. 26, 2016 (1.0-5)
 Tackles for loss: 1.0, at Florida, Sept '19, 2016 (1.0-1)



5

KENDALL RANDOLPH

CORNERBACK

6-0 • 183 • Senior-3L
 Tallahassee, Fla. (Lincoln)

2017 - Senior

- Had the first interception of his career vs. Eastern Michigan
- Has charted a season-high four tackles three times this season (Southern Miss, South Carolina and Vanderbilt)
- Has started in four games

Personal

- Major is communications

RANDOLPH'S CAREER STATISTICS

Year	Pos.	G-GS	Tackles	TFL-Yds	Int.-Yds.	PBU	FR	FC	QBH
2014	CB	12-0	16	2.0-5	0-0	1	1	1	3
2015	CB	9-0	11	0.5-6	0-0	1	1	0	0
2016	CB	11-0	15	1.0-3	0-0	0	0	0	0
2017	CB	10-4	27	1.0-1	1-3	1	0	0	0
Totals		43-4	70	4.5-15	1-3	3	2	1	3

RANDOLPH'S 2017 GAME-BY-GAME

Opponent	Tkls.	TFL-Yds.	Sacks	PBU	FR/FF	Int.Yds	QBH
at Southern Miss	4	0-0	0-0	0	0	0	0
vs. EKU*	1	0-0	0-0	0	0	0	0
at South Carolina	4	0-0	0-0	0	0	0	0
vs. Florida*	2	1.0-1	0-0	0	0	0	0
vs. E. Michigan*	2	0-0	0-0	1	0	1-3	0
vs. Missouri*	2	0-0	0-0	0	0	0	0

at Miss. State	2	0-0	0-0	0	0	0	0
vs. Tennessee	2	0-0	0-0	0	0	0	0
vs. Ole Miss	4	0-0	0-0	0	0	0	0
at Vanderbilt	4	0-0	0-0	0	0	0	0
at Georgia	1	0-0	0-0	0	0	0	0
Totals	28	1.0-1	0-0	1	0	1-3	0

RANDOLPH'S SINGLE-GAME HIGHS

Tackles: 5, New Mexico State, Sept 17, 2016 (1-4)
 Sacks: 1.0, Mississippi State, Oct 25, 2014 (1-0)
 Tackles for loss: 1.0, 4x, last vs Florida, Sept 23, 2017 (1-1)
 Fumbles forced: 1, UT Martin, Aug 30, 2014
 Fumbles recovered: 1, twice, last at Georgia, Nov 7, 2015
 Pass breakups: 1, 3x, last vs E. Michigan, Sept 30, 2017
 Interceptions: 1, vs E. Michigan, Sept 30, 2017



11

TAVIN RICHARDSON

WIDE RECEIVER

6-3 • 214 • Sophomore-1L
 Greer, S.C. (Byrnes)

2017 - Sophomore

- Team's second-leading receiver with 19 catches for 241 yards and one TD
- Caught a season-long 36-yard pass from Stephen Johnson on the game-winning drive in the fourth quarter, making the catch while dragging his toe inbounds at Tennessee's 5-yard line
- Scored his first collegiate touchdown on a seven-yard pass reception in the second quarter vs. Eastern Michigan
- Recorded a career-high three catches for 21 yards vs. Florida
- Caught two passes for 29 yards in the win at South Carolina
- Has six starts this season

Personal

- Name pronounced "TAY-vin"
- Major is community leadership and development

RICHARDSON'S CAREER STATISTICS

Year	Pos.	G-GS	Rec.	Yds.	Avg.	TD	Long
2016	WR	13-5	9	160	17.8	0	41
2017	WR	11-6	19	241	12.7	1	36
Totals		24-11	28	401	14.3	1	41

RICHARDSON'S 2017 GAME-BY-GAME

Opponent	Rec.	Yds.	TD	Long
at Southern Miss	1	5	0	5
vs. EKU	2	10	0	14
at South Carolina	2	29	0	17
vs. Florida*	3	21	0	12
vs. E. Michigan*	1	7	1	7
vs. Missouri	1	27	0	27
at Miss. State	1	17	0	17





RICHARDSON'S 2017 GAME-BY-GAME				
vs. Tennessee*	3	52	0	36
vs. Ole Miss*	2	30	0	23
at Vanderbilt*	0	0	0	0
at Georgia*	3	43	0	19
Totals	19	241	1	36

RICHARDSON'S SINGLE-GAME HIGHS
Receptions: 3, 3x, last at Georgia, Nov 19, 2017
Receiving yards: 74, Southern Miss, Sept 3, 2016 (2 receptions)
Touchdowns: 1, E. Michigan, Sept 30, 2017
Long reception: 41, Southern Miss, Sept 3, 2016
All-purpose yards: 74, Southern Miss, Sept 3, 2016



9

DAVONTE
ROBINSON

CORNERBACK

6-2 • 187 • Freshman-RS
Lexington, Ky.
(Henry Clay)

2017 - Freshman-RS

- Has seen action in all 11 games
- Recorded a career-high five tackles in the win over Vanderbilt
- Had two tackles in the season opener and vs. EKU

Personal

- Major is pre-integrated strategic communications

ROBINSON'S 2017 GAME-BY-GAME							
Opponent	Tkls.	TFL-Yds.	Sacks	PBU	FR	FF	QBH
at Southern Miss	2	0-0	0-0	0	0	0	0
vs. EKU	2	0-0	0-0	0	0	0	0
at South Carolina	1	0-0	0-0	0	0	0	0
vs. Florida	0	0-0	0-0	0	0	0	0
vs. E. Michigan	0	0-0	0-0	0	0	0	0
vs. Missouri	1	0-0	0-0	0	0	0	0
at Miss. State	0	0-0	0-0	0	0	0	0
vs. Tennessee	0	0-0	0-0	0	0	0	0
vs. Ole Miss	1	0-0	0-0	0	0	0	0
at Vanderbilt	5	0-0	0-0	0	0	0	0
at Georgia	3	0-0	0-0	0	0	0	0
Totals	15	0-0	0-0	0	0	0	0



10

ASIM "A.J."
ROSE

RUNNING BACK

6-1 • 200 • Freshman-RS
Cleveland, Ohio
(Garfield Heights)

2017 - RS Freshman

- Had nine carries for 26 yards at Mississippi State
- Was hampered by an ankle injury in fall camp
- Recorded his first carry in the EKU game

ROSE'S 2017 GAME-BY-GAME									
Opponent	Att.	Yds.	TD	Long	Rec.	Yds.	TD	Long	
at Southern Miss	0	0	0	0	0	0	0	0	0
vs. EKU	1	2	0	0	0	0	0	0	0
at South Carolina	0	0	0	0	0	0	0	0	0
vs. Florida				DNP					
vs. E. Michigan	0	0	0	0	0	0	0	0	0
vs. Missouri				DNP					
at Miss. State	9	26	0	9	0	0	0	0	0
vs. Tennessee				DNP					
vs. Ole Miss				DNP					
at Vanderbilt	3	4	0	4	0	0	0	0	0
at Georgia				DNP					
Totals	13	32	0	9	0	0	0	0	0



19

KAYAUNE
ROSS

WIDE RECEIVER

6-6 • 225 • Senior-SQ
West Chester, Ohio
(Lakota West/Phoenix College)

2016 - Junior

- Had a career-high four catches for a career-best 77 yards in the win over Missouri
- Caught a career-long 27-yard pass vs. the Tigers
- Had two catches for 14 yards in the win at South Carolina
- Dean's List (Spring 2017)
- SEC First-year Academic Honor Roll (2016-17)

Personal

- Pronounced KAY-waun
- Major is community and leadership development

ROSS' CAREER STATISTICS							
Year	Pos.	G-GS	Rec.	Yds.	Avg.	TD	Long
2016	WR	6-0	2	10	5.0	1	9
2017	WR	11-9	13	175	13.5	0	27
Totals		17-9	15	185	12.3	1	27

ROSS' 2017 GAME-BY-GAME				
Opponent	Rec.	Yds.	TD	Long
at Southern Miss*	1	8	0	8
vs. EKU*	0	0	0	0
at South Carolina*	2	14	0	8
vs. Florida*	1	21	0	21
vs. E. Michigan*	2	40	0	22
vs. Missouri*	4	77	0	27
at Miss. State*	0	0	0	0
vs. Tennessee	0	0	0	0
vs. Ole Miss*	0	0	0	0
at Vanderbilt	2	11	0	6
at Georgia*	1	4	0	4
Totals	13	175	0	27

ROSS' SINGLE-GAME HIGHS
Receptions: 4, vs Missouri, Oct 7, 2017
Receiving yards: 77, vs Missouri, Oct 7, 2017 (4 receptions)
Receiving TDs: 1, Southern Miss, Sept 3, 2016
Long reception: 27, vs Missouri, Oct 7, 2017
All-purpose yards: 27, vs Missouri, Oct 7, 2017



26

BENJAMIN
SNELL JR.

RUNNING BACK

5-11 • 223 • Sophomore-1L
Westerville, Ohio
(Westerville Central)

- Maxwell Award Watch List
- Doak Walker Award Watch List

2017 - Sophomore

- Second in the SEC in rushing yards with 1,107 yards on a league-high 227 carries with an SEC-high tying 16 touchdowns
- Third in the SEC in rushing yards per game (100.6)
- Ranks seventh nationally in rushing TDs (16)
- Ranks fourth in the SEC in scoring (8.9) and second in the SEC scoring by touchdowns (8.9) ... Ranks fourth in the SEC in all-purpose yards (106.0)
- In just 24 career games, has 2,198 rushing yards which ranks eighth all-time in program history ... Needs 420 yards move up to No. 7 with Boom Williams (2,511 from 2014-16)
- Ninth player in school history to reach 2,000 in his career
- 19th player in SEC history to reach 2,000 career rushing yards prior to his junior season





- First player in school history to rush for 1,000 yards in consecutive seasons ... Ran for 1,091 last year and has 1,107 this season
- Has 16 rushing TDs this season and school-record 29 in his career
- His 16 rushing TDs are just one shy of the UK single-season record of 17 by Moe Williams in 1995
- Third player in SEC history to have at least 1,000 rushing yards and at least 13 rushing touchdowns in both his freshman and sophomore seasons, joining Herschel Walker (Georgia, 1980-1981) and Knowshon Moreno (Georgia, 2007-2008)
- Only SEC player since 2000 to have at least 116 rushing yards and at least three rushing TDs in three consecutive games
- Has six 100-yard games this season (tied for third in school history) and 11 in his career (tied for fourth in school history)
- First player in school history with at least five 100-yard rushing games in back-to-back seasons
- First player in school history with 10 or more career 100-yard rushing games prior to his junior season
- Named SEC Co-Offensive Player of the Week by the league office and SEC Offensive Player of the Week by College Sports Madness for his play vs. Tennessee
- Set six UK freshman records in 2016, including most rushing TDs in a game (4), most rushing yards by a freshman (1,091), most rushing TDs by a freshman (13), most total TDs by a freshman (13), most 100-yard rushing games (5) and most rushing yards by a freshman in a single game (192)
- Athon Sports Preseason All-SEC Third Team
- Preseason All-SEC Third Team (Coaches)

Personal

- Major is pre-media arts studies

SNELL'S CAREER STATISTICS

Year	G-GS	Att.	Yds.	Avg.	TD	LG	Rec.	Yds.	Avg.	TD	LG
2016	13-1	186	1,091	5.9	13	48	2	39	19.5	0	28
2017	11-11	227	1,107	4.9	16	71	10	72	7.2	0	22
Totals	24-12	413	2,198	5.3	29	71	12	111	9.2	0	28

SNELL'S 2017 GAME-BY-GAME

Opponent	Att.	Yds.	TD	Long	Rec.	Yds.	TD	Long
at Southern Miss*	20	67	0	10	1	13	0	13
vs. ECU*	19	105	1	25	2	5	0	4
at South Carolina*	32	102	2	12	0	0	0	0
vs. Florida*	14	59	0	12	2	22	0	22
vs. E. Michigan*	21	75	1	12	0	0	0	0
vs. Missouri*	20	117	2	71	2	-2	0	1
at Miss. State*	7	18	0	5	1	14	0	14
vs. Tennessee*	27	180	3	48	0	0	0	0
vs. Ole Miss*	28	176	3	22	0	0	0	0
at Vanderbilt*	17	116	3	38	1	20	0	20
at Georgia*	22	94	0	12	0	0	0	0
Totals	227	1,107	16	71	10	72	0	22

SNELL'S SINGLE-GAME HIGHS

Rush attempts: 38, at Missouri, Oct 29, 2016
 Rush yards: 192, at Missouri, Oct 29, 2016 (38 carries)
 Rush TDs: 4, vs New Mexico State, Sept 17, 2016
 Long rush: 71, vs Missouri, Oct 7, 2017
 Receptions: 3, vs Missouri, Oct 7, 2017
 Receiving yards: 28, at Louisville, Nov 26, 2016
 Long reception: 28, at Louisville, Nov 26, 2016
 Total offense yards: 192, at Missouri, Oct 29, 2016 (192 rush, 0 pass)
 All-purpose yards: 192, at Missouri, Oct 29, 2016 (192 rush, 0 pass)
 Kick returns: 2, Tennessee, Nov 12, 2016
 Kick return yards: 35, Tennessee, Nov 12, 2016 (2 returns)
 Long kick return: 32, South Carolina, Sept 24, 2016



91

CALVIN TAYLOR JR.

DEFENSIVE END

6-9 • 305 • Sophomore-SQ
Augusta, Ga. (Augusta Christian)

2017 - Sophomore

- Charted a career-high six tackles at Mississippi State
- Had a QB hurry in the win over Missouri
- Recorded a career-high four tackles in the win over Southern Miss

Personal

- Major is agricultural economics

TAYLOR'S CAREER STATISTICS

Year	Pos.	G-GS	Tackles	Sacks-Yds.	TFL-Yds.	FC/FR	QBH	PBU
2016	DE	4-0	1	0-0	0-0	0/0	0	0
2017	DE	9-0	17	0-0	0-0	0/0	1	0
Totals		13-0	18	0-0	0-0	00	1	0

TAYLOR'S 2017 GAME-BY-GAME

Opponent	Tkls.	TFL-Y	Sacks-Y	PBU	FF	FR	Int.	QBH
at Southern Miss	4	0-0	0-0	0	0	0	0	0
vs. ECU	0	0-0	0-0	0	0	0	0	0
at South Carolina			DNP					
vs. Florida			DNP					
vs. E. Michigan	1	0-0	0-0	0	0	0	0	0
vs. Missouri	0	0-0	0-0	0	0	0	0	1
at Miss. State	6	0-0	0-0	0	0	0	0	0
vs. Tennessee	2	0-0	0-0	0	0	0	0	0
vs. Ole Miss	0	0-0	0-0	0	0	0	0	0
at Vanderbilt	1	0-0	0-0	0	0	0	0	0
at Georgia	3	0-0	0-0	0	0	0	0	0
Totals	17	0-0	0	0	0	0	0	1

TAYLOR'S SINGLE-GAME HIGHS

Tackles: 6, at Mississippi State, Oct 21, 2017 (1-5)
 QB Hurry: 1, vs Missouri, Oct 7, 2017



18

CLEVAN THOMAS JR.

WIDE RECEIVER

5-11 • 205 • Freshman-HS
Miami, Fla. (Charles W. Flanagan)

2017 - Freshman


- One of seven true freshmen to see action in the opening game
- Had one catch for four yards vs. Southern Miss
- Graduated a semester early and enrolled at Kentucky in January of 2017

Personal

- Name is pronounced "cle-VAN"
- Major is pre-integrated strategic communications

THOMAS' 2017 GAME-BY-GAME

Opponent	Rec.	Yds.	TD	Long
at Southern Miss	1	4	0	4
vs. ECU	0	0	0	0
at South Carolina		DNP		
vs. Florida	0	0	0	0
vs. E. Michigan	0	0	0	0
vs. Missouri	0	0	0	0
at Miss. State	0	0	0	0
vs. Tennessee	0	0	0	0
vs. Ole Miss	0	0	0	0
at Vanderbilt		DNP		
at Georgia		DNP		
Totals	1	4	0	4



88

CHARLES WALKER

WIDE RECEIVER

5-11 • 203 • Senior-3L
Louisville, Ky. (St. Xavier)

- *Burlsworth Trophy Candidate*
- *CoSIDA Academic All-District Team*

2017 - Senior

- Recorded a career-high four catches for 28 yards vs. Florida
- Was excellent on special teams as well, charting 87 yards on three punts, including a 57-yard return
- Racked up a career-best 115 all-purpose yards vs. the Gators





- Two catches for 13 yards in the win over South Carolina
- Former walk-on who earned a scholarship during the 2016 preseason camp
- Two-time SEC Academic Honor Roll member
- Dean's List (Spring 2016, Fall 2016)
- A nominee for the Burlsworth Trophy which is given to the most outstanding football player who began his career as a walk-on and has shown outstanding performance on the field

Personal

- His nickname is "Chuck"
- Major is finance and marketing

C. WALKER'S CAREER STATISTICS

Year	G-GS	Rec.	Yds.	Avg.	TD	LG	PR	Yds.	Avg.	TD	LG
2014	12-0	1	4	4.0	0	4	0	0	0	0	0
2015	12-1	5	61	12.2	0	20	3	22	7.3	0	11
2016	13-0	4	34	8.5	0	12	15	117	7.8	1	65
2017	10-4	12	134	11.2	0	27	5	86	17.2	0	52
Totals	47-5	22	233	10.6	0	27	23	225	9.8	1	65

C. WALKER'S 2017 GAME-BY-GAME

Opponent	Rec.	Yds.	TD	LG	PR	Yds.	Avg.	TD	LG
at Southern Miss*	1	21	0	21	0	0	0	0	0
vs. ECU*	2	38	0	27	1	-1	-1.0	0	0
at South Carolina	2	13	0	9	0	0	0	0	0
vs. Florida	4	28	0	14	3	87	29.0	0	52
vs. E. Michigan*	1	12	0	12	0	0	0	0	0
vs. Missouri				DNP					
at Miss. State	1	17	0	17	0	0	0	0	0
vs. Tennessee	0	0	0	0	0	0	0	0	0
vs. Ole Miss	1	5	0	5	0	0	0	0	0
at Vanderbilt*	0	0	0	0	1	0	0	0	0
at Georgia	0	0	0	0	0	0	0	0	0
Totals	12	134	0	27	5	86	17.2	0	52

C. WALKER'S SINGLE-GAME HIGHS

Receptions: 4, vs Florida, Sept 23, 2017
 Receiving yards: 38, vs ECU, Sept 9, 2017 (2 receptions)
 Long reception: 27, vs ECU, Sept 9, 2017
 All-purpose yards: 115, vs Florida, Sept 23, 2017
 Punt returns: 5, New Mexico State, Sept 17, 2016
 Punt return yards: 101, New Mexico State, Sept 17, 2016
 Long punt return: 65, New Mexico State, Sept 17, 2016
 Tackles: 3, at Georgia, Nov 7, 2015 (2-1)



16

MARCUS WALKER

SAFETY

6-1 • 212 • Sophomore-1L
Lake Wales, Fla. (Lake Wales)

2017 - Sophomore

- Had a season-high two tackles in the win over Vanderbilt

Personal

- Major is communications

M. WALKER'S CAREER STATISTICS

Year	Pos.	G-GS	Tackles	TFL-Yds.	Sacks-Yds.	FC	FR	PBU
2016	S	9-0	12	0.0	0.0	0	0	0
2017	S	9-0	5	0-0	0-0	0	0	0
Totals		18-0	17	0.0	0.0	0	0	0

M. WALKER'S 2017 GAME-BY-GAME

Opponent	Tkls.	TFL-Yds.	Sacks-Yds.	FC	FR	Int.	QBH
at Southern Miss	1	0.0	0.0	0	0	0	0
vs. ECU	0	0.0	0.0	0	0	0	0
at South Carolina	0	0-0	0-0	0	0	0	0
vs. Florida	0	0-0	0-0	0	0	0	0
vs. E. Michigan	1	0-0	0-0	0	0	0	0
vs. Missouri	0	0-0	0-0	0	0	0	0
at Miss. State			DNP				
vs. Tennessee	1	0-0	0-0	0	0	0	0
vs. Ole Miss	0	0-0	0-0	0	0	0	0
at Vanderbilt	2	0-0	0-0	0	0	0	0
at Georgia	0	0-0	0-0	0	0	0	0
Totals	5	0.0-0	0.0	0	0	0	0

M. WALKER'S SINGLE-GAME HIGHS

Tackles: 7, Austin Peay, Nov 19, 2016 (3-4)



35

DENZIL WARE

DEFENSIVE END/LB

6-2 • 245 • Junior-2L
Opp, Ala. (Senior)

2017 - Junior

- Second on the team behind fellow "Blitz Bro" Josh Allen in tackles for loss (9.5) and sacks (6.5)

- Has recorded a sack in six games this season, including three of the last four
- Has two forced fumbles and two fumble recoveries this season
- Caught a pass batted by junior DT Adrian Middleton for the first interception of his career in the win over Vanderbilt ... Also notched two of UK's five quarterback sacks, tying his career high
- Named Co-Defensive Lineman of the Week for his play against the Commodores
- Recorded a career-high tying nine tackles with one sack and two tackles for loss in the win over Tennessee ... His 10-yard sack was on Tennessee's final possession as UK held on to win
- Charted a season-high seven tackles, including a TFL for four yards vs. Florida
- Named SEC Defensive Lineman of the Week in Week 1 after finishing with two tackles, a tackle for loss, a sack, a forced fumble and two fumble recoveries vs. Southern Miss
- Late in the third quarter, Darius West made a jolting tackle that caused a fumble, which Ware scooped and scored from 20 yards out
- Marked his first collegiate touchdown but his second collegiate score ... Also had a fumble return for a 2-point defensive PAT at South Carolina in 2015
- Athlon Sports Preseason All-SEC Third Team
- Preseason All-SEC Second Team (Media)
- Preseason All-SEC Second Team (Coaches)

Personal

- Major is community and leadership development
- Participated in a one-week service/educational trip with teammates Jordan Bonner and C.J. Conrad to the Dominican Republic in May of 2017 where he interacted with residents of impoverished communities, visited an orphanage, constructed park benches in a sugar cane village

WARE'S CAREER STATISTICS

Year	Pos.	G-GS	Tkls	TFL-Yds.	Sacks-Yds.	FC/FR	PBU	QBH	INT
2015	DE/LB	12-11	39	5.5-13	1.0-4	1/1	0	2	0
2016	DE/LB	13-13	70	12.0-75	5.5-61	0/0	0	5	0
2017	DE/LB	11-6	41	9.0-53	5.5-47	2/2-20	1	2	1-1
Totals		36-30	150	26.5-141	13.0-112	3/3-20	1	9	1-1

WARE'S 2017 GAME-BY-GAME

Opponent	Tkls.	TFL-Yds.	Sacks-Yds.	FC	FR	Int.	PBU	QBH
at USM *	2	1.0-10	1.0-10	1	2	0	0	0
vs. ECU	0	0-0	0-0	0	0	0	0	0
at USC*	4	0.5-1	0.5-1	0	0	0	1	0
vs. Florida	7	1.0-4	0-0	0	0	0	0	0
vs. E. Michigan	3	1.0-7	1.0-7	1	0	0	0	2
vs. Missouri	1	0.5-0	0-0	0	0	0	0	0
at Miss. State*	6	0-0	0-0	0	0	0	0	0
vs. Tennessee*	9	2.0-12	1.0-10	0	0	0	0	0
vs. Ole Miss*	3	1.0-6	1.0-6	0	0	0	0	0
at Vanderbilt*	3	2.0-13	2.0-13	0	0	1-1	0	0
at Georgia	3	0-0	0-0	0	0	0	0	0
Totals	41	9.0-53	6.5-47	2	2	1-1	1	2





WARE'S SINGLE-GAME HIGHS

Tackles: 9, three times, last vs Tennessee, Oct 28, 2017 (6-3)
Sacks: 2.0, twice, last at Vanderbilt, Nov 11, 2017
Tackles for loss: 2.5, twice, last at Tennessee, Nov 12, 2016
Fumbles forced: 1, twice, vs E. Michigan, Sept 30, 2017
Fumbles recovered: 2, at Southern Miss, Sept 2, 2017 (20 yds)
Quarterback hurry: 2, vs E. Michigan, Sept 30, 2017
Interceptions: 1, at Vanderbilt, Nov 11, 2017



31

JAMAR WATSON

LINEBACKER

6-3 • 240 • Freshman-RS
Forestville, Md.
(Bishop McNamara)

2017 - Freshman-RS

- Got his first career sack in the win over Tennessee
Also had a sack in the Vanderbilt win
SEC First-year Academic Honor Roll (2016-17)

Personal

- His nickname is "Boogie"
Major is sociology with a minor in criminology
One thing most people don't know about him is that he is great tap dancer

WATSON'S 2017 GAME-BY-GAME

Table with columns: Opponent, Tkls, TFL-Yds, Sacks-Yds, FC, FR, Int, PBU, QBH. Rows include games against Southern Miss, EKU, South Carolina, Florida, Michigan, Missouri, Miss. State, Tennessee, Ole Miss, Vanderbilt, Georgia, and Totals.

WATSON'S SINGLE-GAME HIGHS

Tackles: 3, at Vanderbilt, Nov 11, 2017 (3-0)
Sacks: 1.0, twice, last at Vanderbilt, Nov 11, 2017 (1.0-7)
Tackles for loss: 1.0, twice, last at Vanderbilt, Nov 11, 2017 (1.0-7)
PBU: 1 vs Florida, Sept 23, 2017



25

DARIUS WEST

SAFETY

6-0 • 210 • Junior-2L
Lima, Ohio (Central Catholic)

2017 - Junior

- Ranks tied for second on the team in tackles with 72
Had a game-high seven tackles at Georgia
Has two forced fumbles this season
Made his first career interception in the third quarter and returned it 21 yards vs. Florida
Led the Wildcats in tackles with a career-high 11 stops vs. EKU
In addition to causing a fumble at Southern Miss, he also made seven tackles, including one for loss

Personal

- Has a son, Keon J. West
Majoring in community and leadership development

WEST'S CAREER STATISTICS

Table with columns: Year, Pos., G-GS, Tackles, TFL-Y, Int.-Yds, PBU, FR, FC. Rows include 2015, 2016, 2017, and Totals.

WEST'S 2017 GAME-BY-GAME

Table with columns: Opponent, Tackles, Sacks, TFL-Y, FC, PBU, Int., QBH. Rows include games against Southern Miss, EKU, South Carolina, Florida, Michigan, Missouri, Miss. State, Tennessee, Ole Miss, Vanderbilt, Georgia, and Totals.

WEST'S SINGLE-GAME HIGHS

Tackles: 11, vs. EKU, Sept 9, 2017
Tackles for loss: 1.5, twice, last at Southern Miss, Sept 2, 2017
Fumbles forced: 1, twice, last vs Missouri, Oct 7, 2017
Interceptions: 1, vs Florida, Sept 23, 2017
Long interception return: 21, vs Florida, Sept 23, 2017
Pass breakups: 1, at Mississippi State, Oct 21, 2017



21

CHRIS WESTRY

CORNERBACK

6-4 • 195 • Junior-2L
Orange Park, Fla. (Oakleaf)

2017 - Junior

- Has started 33 of 36 career games
Recorded a season-high five tackles at Mississippi State
Posted four tackles vs. EKU, at South Carolina and vs. Eastern Michigan
Had two tackles in the opener vs. Southern Miss, along with one forced fumble
Has three career interceptions

Personal

- Major is pre-media arts studies with a minor in digital media and design

WESTRY'S CAREER STATISTICS

Table with columns: Year, Pos., G-GS, Tackles, Int.-Yds, TFL, PBU, FR, FC, QBH. Rows include 2015, 2016, 2017, and Totals.

WESTRY'S 2017 GAME-BY-GAME

Table with columns: Opponent, Tackles, Sacks, TFL-Y, FC/FR, PBU, Int., QBH. Rows include games against Southern Miss, EKU, South Carolina, Florida, Michigan, Missouri, Miss. State, Tennessee, Ole Miss, Vanderbilt, Georgia, and Totals.

WESTRY'S SINGLE-GAME HIGHS

Tackles: 7, vs. Mississippi State, Oct 22, 2016
Interceptions: 1, three times, last vs Austin Peay, Nov 19, 2016
Long interception return: 3, at South Carolina, Sept 12, 2015
Sacks: 1.0, at South Carolina, Sept 12, 2015 (1-0)
Tackles for loss: 1.0, at South Carolina, Sept 12, 2015 (1-0)
Pass breakups: 2, twice, last vs New Mexico State, Sept 17, 2016
Forced fumble: 1, at Southern Miss, Sept 2, 2017



2017 DEPTH CHART (11/20)

OFFENSE

Left Tackle	Notes
67 Landon Young, 6-7, 305, So-1L or 73 Kyle Meadows, 6-5, 300, Sr-3L	

Left Guard	Notes
71 Logan Stenberg, 6-6, 318, So-1L	Only lineman to start at same position in all 11 games
79 Luke Fortner, 6-6, 305, Fr-RS	

Center	Notes
52 Drake Jackson, 6-2, 290, Fr-RS	
68 Nick Haynes, 6-3, 300, Sr-3L	Started at left guard in 2016

Right Guard	Notes
65 Bunchy Stallings, 6-3, 315, Jr-1L	
77 Mason Wolfe, 6-6, 310, So-Sq	

Right Tackle	Notes
73 Kyle Meadows, 6-5, 300, Sr-3L or 64 George Asafo-Adjei, 6-5, 315, Jr-2L	

Tight End	Notes
87 C.J. Conrad, 6-5, 245, Jr-2L	16 catches for 286 and 4 scores in '17
85 Greg Hart, 6-5, 245, Sr-1L	3 rec. for 25 yards and 1 score in '17

Wide Receiver (X)	Notes
19 Kayaune Ross, 6-6, 225, Sr-Sq	13 rec. for 175 yards in '17
6 Blake Bone, 6-5, 213, Sr-3L	13 rec. for 234 yards and 2 TDs in '17

Wide Receiver (Y)	Notes
88 Charles Walker, 5-11, 203, Sr-3L	12 rec. for 134 yards in '17
18 Clevan Thomas Jr., 5-11, 205, Fr-HS	True freshman

Wide Receiver (F)	Notes
9 Garrett Johnson, 5-11, 175, Sr-3L	153 career rec. for 2,050 yards; 4th on UK's all-time receiving yards list
1 Lynn Bowden Jr., 6-1, 190, Fr-HS	True freshman; 15 rec. for 210 yds

Wide Receiver (Z)	Notes
11 Tavin Richardson, 6-3, 214, So-1L	19 rec. for 241 yds and 1 TD in '17
81 Isaiah Epps, 6-2, 185, Fr-HS or 82 Josh Ali, 6-0, 180, Fr-HS	True freshman; 4 rec. for 55 yds True freshman; 2 rec. for 20 yds

Quarterback	Notes
15 Stephen Johnson, QB, 6-2, 185, Sr-1L	Has a 12-8 record as a starter; 162-261-4 for 1,938 yds and 10 TDs in '17; 2nd leading rusher with 352 yards and 3 TDs
7 Drew Barker, 6-3, 225, Jr-2L	Missed the final nine games in '16 with a back injury that required off-season surgery; Comp. 18 of 36 for 334 yards and four TDs prior

Running Back	Notes
26 Benny Snell Jr., 5-11, 223, So-1L	1st player in UK history with back-to-back 1,000-yard seasons (1,107); 16 TDs & six 100-yard rushing games in '17
22 Sihiem King, 5-9, 172, Jr-2L	Avg. 4.8 yars per carry; 70 attempts for 333 yards, 2 TDs in '17

SPECIALISTS

Kicker	Notes
99 Austin MacGinnis, 5-10, 185, Sr-3L	Holds the school record for career scoring (349) and FGs made with 70; Has hit 20 of 25 FGs in '17
95 Miles Butler, 5-9, 171, Jr-1L	

Punter	Notes
93 Matt Panton, 6-4, 230, Sr-TR	Averaging. 42.7 yds per punt with 19 inside 20, 5 punts 50+ yards
86 Grant McKinniss, 6-1, 210, So-1L	Avg. 39.2 yds per punt in '16

Long Snapper	Notes
42 Tristan Yeomans, PS, 6-2, 190, Jr-1L	
53 Blake Best, FG, PAT, 6-1, 246, So-1L	

Punt Return	Notes
88 Charles Walker, 5-11, 203, Sr-3L	Avg. 17.2 yds per return in '17
1 Lynn Bowden Jr., 6-1, 190, Fr-HS	True freshman

Kickoff Return	Notes
22 Sihiem King, 5-9, 172, Jr-2L	Averaging 30.3 yds per return in '17
1 Lynn Bowden Jr., 6-1, 190, Fr-HS	True freshman; Avg. 24.9 yds per return

Holder	Notes
42 Tristan Yeomans, PS, 6-2, 190, Jr-1L	
86 Grant McKinniss, 6-1, 210, So-1L	

DEFENSE

Strongside Linebacker	Notes
41 Josh Allen, 6-5, 230, Jr-2L	6th in the SEC in sacks (0.64), T14th TFLs (0.86); 56 tkls, 9.5 TFL, 7.0 sacks, 4 QBH, 2 FF, 3 PBU, 2 FF in '17
31 Jamar "Boogie" Watson, 6-3, 240, Fr-RS	6 tkls, 2.0 sacks, 2.0 TFL, 1 PBU, 1 FF

Defensive Tackle	Notes
99 Adrian Middleton, 6-3, 275, Jr-2L	22 tkls, 3.0 TFL, 1.0 sacks, 1 QBH in '17
59 Kordell Looney, 6-3, 293, Fr-RS	7 tackles in '17

Nose Guard	Notes
95 Quinton Bohanna, 6-4, 320, Fr-HS	True freshman; 11 tackles in '17
77 Naquez Pringle, 6-3, 320, Sr-1L	12 tackles, 0.5 TFL in '17
69 Matt Elam, 6-7, 360, Sr-3L	8 tackles, 1.0 TFL, 1 PBU in '17

Defensive End	Notes
90 T.J. Carter, 6-4, 280, So-1L	15 tkls, 3.0 sacks, 1 PBU, 2 QBH in '17
20 Kengera Daniel, 6-5, 260, Jr-2L	6 tackles, 1.0 sacks, 1.0 TFL in '17

Defensive End/ Outside Linebacker	Notes
35 Denzil Ware, 6-2, 245, Jr-2L	41 tkls, 9.0 TFL, 6.5 sacks, 2 FF, 2 FR for 20 yds and a TD, 1 INT, 2 QBH in '17
4 Josh Paschal, 6-3, 270, Fr-HS	True freshman; 12 tkls, 3.5 TFL, 2.5 sacks, 2 QBH, 1 blkd kick in '17

Nickelback	Notes
5 Kendall Randolph, 6-0, 183, Sr-3L	28 tkls, 1 sack, 1 INT, 1 PBU in '17
or 7 Mike Edwards, 6-0, 200, Jr-2L	Leading tackler (84), 4 INTs, 6 PBUs in '17

Middle Linebacker	Notes
51 Courtney Love, 6-2, 242, Sr-1L	2nd-Leading tackler (67), 3.0 TFL, 2 PBU
56 Kash Daniel, 6-1, 235, So-1L	6 tackles in '17

Weakside Linebacker	Notes
34 Jordan Jones, 6-2, 221, Jr-2L	Missed 4 games with injury; Has 51 tkls, including a season-high 13 vs. UT
32 Eli Brown, 6-2, 215, So-1L	33 tackles, 2.0 TFL, 2 PBU in '17

Cornerback	Notes
8 Derrick Baity, 6-3, 186, Jr-2L	45 tackles, 0.5 TFL, 2 INT, 5 PBU in '17
3 Jordan Griffin, 6-0, 186, So-1L	21 tackles, 1 INT, 3 PBU in '17

Cornerback	Notes
6 Lonnie Johnson, 6-3, 203, Jr-JC	32 tkls, 3.0 TFL, 5 PBU, 2 blked kicks in '17
or 21 Chris Westry, 6-4, 195, Jr-2L	27 tackles, 2 PBU, 1 FF in '17

Strong Safety	Notes
7 Mike Edwards, 6-0, 200, Jr-2L	Leading tackler (80), 4 INTs, 5 PBUs in '17
5 Kendall Randolph, 6-0, 183, Sr-3L	29 tkls, 1 sack, 1 INT, 2 PBU in '17

Free Safety	Notes
25 Darius West, 6-0, 210, Jr-2L	3rd-leading tackler (72); 3.5 TFL, 2 PBUs, 2 FF and 1 INT, in '17
9 Davonte Robinson, 6-2, 187, Fr-RS	15 tkls in '17



1

KENTUCKY 24, SOUTHERN MISS 17
SEPT. 2, 2017 • HATTIESBURG, MISS.
M.M. ROBERTS STADIUM (22,761)



Stephen Johnson threw for 176 yards and a touchdown and Kentucky's defense recovered two crucial fumbles in the second half to lead the Wildcats over Southern Mississippi 24-17.

Kentucky was clinging to a 17-10 lead in the third quarter when Darius West slammed his helmet into Southern Miss quarterback Kwadra Griggs' arm, forcing a fumble that Denzil Ware scooped up and ran 20 yards for the touchdown.

Then with the Wildcats leading 24-17 in the fourth quarter, the Kentucky defense killed another Southern Miss drive when Chris Westry forced a fumble that was recovered by Courtney Love at midfield.

It wasn't a great day for the Kentucky offense, but coach Mark Stoops refused to do too much complaining. "It was a thing of beauty to me," Stoops said. "I know a lot of people are going to have their own opinions, but I loved it."

Kentucky's offense had some success during the first half over the middle of the field on two pass plays from Johnson to tight end C.J. Conrad. The second completion was a 23-yard touchdown that put the Wildcats ahead 14-3 midway through the second quarter.

Johnson completed 11 of 20 passes and had no interceptions. Benny Snell led the Wildcats with 67 yards rushing.

"As a whole team, we can fight for 60 minutes," Johnson said. "If the offense isn't doing too well or the special teams isn't doing well, the defense can pick us up, which they did today."

The Southern Miss offense improved significantly in the second half when Griggs replaced Keon Howard at quarterback. Griggs hit Corey Robertson for two touchdowns -- one in the third quarter and another in the fourth. The second pulled the Golden Eagles within 24-17 with 12:42 remaining.

Griggs finished with 222 yards passing and two touchdowns, all in the second half.

Scoring Summary

Table with 6 columns: Team, Yards, Time, Points, etc. UK 0 14 10 0 - 24, USM 0 3 7 7 - 17

2nd

14:54 UK - Stephen Johnson 8 yd run (A. MacGinnis kick), 3-14 1:16 7 - 0
08:21 USM - SHAUNFIELD, P. 22 yd field goal, 14-82 6:29 7 - 3
07:01 UK - C.J. Conrad 23 yd pass from Stephen Johnson (A. MacGinnis kick), 3-37 1:09 14 - 3

3rd

10:40 USM - ROBERTSON, K. 42 yd pass from GRIGGS, Kwadra (SHAUNFIELD, P. kick), 6-85 2:12 14 - 10
02:03 UK - A. MacGinnis 41 yd field goal, 7-31 3:27 17 - 10
00:49 UK - Denzil Ware 20 yd fumble recovery (A. MacGinnis kick) 24 - 10

4th

12:42 USM - ROBERTSON, K. 26 yd pass from GRIGGS, Kwadra (SHAUNFIELD, P. kick), 11-75 3:07 24 - 17

Team Statistics

Table comparing UK and USM statistics: First Downs, Rush Att./Net Rush, Passing C/A/I, etc.

Individual Statistics

Rushing (Att.-Yd.-TD)
USM - Smith 16-37, Howard 10-18, Daniels 3-3, Adams 1-2, Bourgeois 1- (-1), Griggs 7-(-4)
UK - Snell 20-67, King 8-12, S. Johnson 5-10-1

Passing (COMP-ATT-INT-YARDS-TD)

USM - Griggs 15-26-0-222-2, Howard 7-14-0-87-0
UK - S. Johnson 11-20-0-176-1

Receiving (REC-YARDS-TD)

USM - Smith 9-78, Robertson 7-111-2, Watkins 4-103-0, Jones 2-17
UK - Conrad 3-97-1, G. Johnson 2-22, C. Walker 1-21, Snell 1-13, Ross 1-8, Epps 1-6, Richardson 1-5, Thomas 1-4

Tackles

USM - Moore 8, Boothe 7
UK - Love 9, West 6, Allen 5, Jones 5, Middleton 5

2

KENTUCKY 27, EASTERN KENTUCKY 16
SEPT. 9, 2017 • LEXINGTON, KY.
KROGER FIELD (54,868)



Kentucky's upside while digging out of yet another double-digit hole against Eastern Kentucky was having time to get things right.

The Cats took nothing for granted though, and rallied with an urgency that helped them finish better than they started and remain unbeaten despite their flaws.

"We could've done much better at the beginning of the game, but we picked it up eventually," said quarterback Stephen Johnson, who played perhaps the most critical role in the Wildcats' 27-16 win over the FCS Colonels on Saturday after trailing 13-3 in the second quarter.

Nearly two years after rallying late to eventually beat EKU 34-27 in overtime, Johnson and Kentucky (2-0) certainly had their work cut for them overcoming ineffective play on both sides of the ball.

Johnson threw a 23-yard touchdown pass to C.J. Conrad for Kentucky's first touchdown before spinning and tip-toeing along the right sideline for the final TD in the fourth quarter. In between was Benny Snell, Jr.'s 25-yard TD run late in the third for a 17-16 lead, a play set up by Johnson's 43-yard completion to Blake Bone.

Johnson - who was briefly replaced by Drew Barker in the second quarter in what he and coach Mark Stoops said was a planned substitution -- finished 15 of 22 passing for 224 yards and rushed for 48 yards. He improved to 10-4 as Kentucky's QB and 8-4 as the starter.

Snell returned from bruising his ribs early on to rush for 103 yards on 19 carries, a big improvement from his 67-yard debut last week at Southern Miss.

Kentucky's defense meanwhile stalled the Colonels (0-2) with two second-half takeaways, the last of which was Mike Edwards' interception of Tim Boyle with 4:13 remaining that shut the door.

The Wildcats outgained EKU 436-318 in their home opener and scored the game's final 17 points. Most important, they showed signs of the team that's expected to build on last year's bowl appearance.

It was better late than never, which coach Mark Stoops will take. "We're 2-0. That feels very good," the coach said. "The nice thing is that we know, and our players know, there are a lot of things we need to improve on. And they'll do that. We'll get better."

Scoring Summary

Table with 6 columns: Team, Yards, Time, Points, etc. EKU 7 6 3 0 - 16, UK 3 7 7 10 - 27

1st

10:31 UK - A. MacGinnis 39 yd field goal, 9-49 4:29 0 - 3
06:22 EKU - MARKUSH, Ryan 7 yd pass from BOYLE, Tim (WILLIAMS, Lucas kick), 9-75 4:09 7 - 3

2nd

05:44 EKU - SCOTT, LJ 7 yd run (WILLIAMS, Lucas kick blockd), 12-66 6:39 13 - 3
01:28 UK - C.J. Conrad 23 yd pass from Stephen Johnson (A. MacGinnis kick), 5-75 0:58 13 - 10

3rd

04:08 EKU - WILLIAMS, Lucas 31 yd field goal, 11-64 3:43 16 - 10
02:57 UK - Benny Snell 25 yd run (A. MacGinnis kick), 3-75 1:11 16 - 17

4th

10:09 UK - Stephen Johnson 21 yd run (A. MacGinnis kick), 9-85 4:02 16 - 24
00:23 UK - A. MacGinnis 39 yd field goal, 7-13 3:50 16 - 27

Team Statistics

Table comparing EKU and UK statistics: First Downs, Rush Att./Net Rush, Passing C/A/I, etc.

Individual Statistics

Rushing (Att.-Yd.-TD)
EKU - Scott 9-40, Lewis 4-23, Booth 2-4, McCleskey 1-2, Boyle 4-(-7)
UK - Snell 19-103, King 9-61, S. Johnson 6-48, G. Johnson 1-11, A.J. Rose 1-2

Passing (COMP-ATT-INT-YARDS-TD)

EKU - Boyle 24-35-1-202-1, Scott 7-8-0-54-0
UK - S. Johnson 15-22-0-224-1, Barker 1-2-0-5-0

Receiving (REC-YARDS-TD)

EKU - Markush 10-98-1, Creamer 8-82, McCleskey 4-31, Paul 3-6, Scott 2-20, Carter 2-6, Schmerber 1-5, Cabrera 1-(-2)
UK - Bone 3-93, King 3-13, G. Johnson 2-42, Walker 2-38, Conrad 2-28-1, Richardson 2-10, Snell 2-5

Tackles

EKU - Grace 15, Canady 13
UK - West 11, Allen 8, Baity 8, Jones 8, Love 8



3

KENTUCKY 23, SOUTH CAROLINA 13
SEPT. 16, 2017 • COLUMBIA, S.C.
WILLIAMS-BRICE STADIUM (82,493)



Benny Snell, Jr. rushed for two touchdowns and Kentucky's defense held off South Carolina to win its fourth straight over the Gamecocks, 23-13. Snell, who's status was in doubt earlier in the week due to bruised ribs, rushed for scores of 5 and 1 yard in leading the Wildcats to their first 3-0 start since 2010. Two years ago, Kentucky snapped a 22-game SEC road losing streak at South Carolina. This time, the Wildcats left no doubt about who was the better team in this one. It did not start that way, though. South Carolina electrified a sold-out stadium with a 68-yard TD catch by receiver Deebo Samuel on the opening play, then got an interception and a fumble from the Wildcats' first two drives. But Kentucky's defense held the Gamecocks to one touchdown after that.

Kentucky coach Mark Stoops was proud of his players for absorbing South Carolina fast start and punching back. "Everybody wants to panic because you got to look pretty all the time," he said. "Winning is what matters."

Snell and offense took over with two long, first-half scoring drives for a 14-6 lead. Snell ended a 13-play series with his 5-yard touchdown. He capped an 11-play sequence with his second touchdown.

"This says we've got a little bit of dog in us, I guess," quarterback Stephen Johnson said. "Everybody wants to do well on this team. We know what we can do."

Kentucky made the critical plays when it needed. Facing fourth-and-goal from the Wildcats 1 in the fourth quarter, Gamecock tailback Rico Dowdle was stopped cold by linebacker Jamar Watson and cornerback Derrick Baity.

Then when the Gamecocks closed it to 20-13 on OrTre Smith's 9-yard touchdown grab with 6:26 left, Kentucky quarterback Stephen Johnson scrambled on third down for a 54-yard run that led to Austin MacGinnis' third field goal with two minutes left that sealed the win.

Samuel finished with 102 yards on 32 carries. Samuel had five catches for 122 yards and his sixth touchdown of the season. But he left the game in the third quarter with a broken leg and Gamecocks coach Will Muschamp said he'll miss the rest of the season.

Scoring Summary

Table with 6 columns: Team, Yards, Time, Quarter, Points, Total Points. Rows for UK and USC.

1st

14:47 SC - Deebo Samuel 68 yd pass from Jake Bentley (A. Woznick kick failed), 1-68 0:13 0 - 6
01:05 UK - Benny Snell 5 yd run (A. MacGinnis kick), 13-75 6:33 7 - 6

2nd

08:37 UK - Benny Snell 1 yd run (A. MacGinnis kick), 11-67 5:32 14 - 6

3rd

05:25 UK - A. MacGinnis 27 yd field goal, 12-42 5:29 17 - 6

4th

08:59 UK - A. MacGinnis 44 yd field goal, 6-49 3:23 20 - 6
06:26 SC - OrTre Smith 9 yd pass from Jake Bentley (Parker White kick), 7-77 2:33 20 - 13
02:07 UK - A. MacGinnis 21 yd field goal, 9-77 4:19 23 - 13

Team Statistics

Table comparing UK and USC statistics: First Downs, Rush Att./Net Rush, Passing C/A/I, Offensive Plays, Total Offense, Fumbles/Lost, Penalties/Yards, Punts/Average, Third-Down Conv., Time of Possession.

Individual Statistics

Rushing (Att.-Yd.-TD)
USC - Dowdle 8-23, Bentley 7-19, Turner 5-12
UK - Snell 32-102-2, S. Johnson 7-74, 2-15, Bowden 3-10, Team 3-(-17)

Passing (COMP-ATT-INT-YARDS-TD)
USC - Bentley 24-36-2-304-2
UK - S. Johnson 16-25-1-169-0, Snell 0-1-0-0-0

Receiving (REC-YARDS-TD)
USC - Samuel 5-122-1, Edwards 5-57, Hurst 4-39, Dowdle 3-25, Williams 2-7, Smith 1-25, Smith 1-9, Davis 1-9, Turner 1-6, Terrell 1-5
UK - G. Johnson 4-41, Conrad 2-36, Richardson 2-29, Ross 2-14, Walker 2-13, King 1-18, Bone 1-9, Rigg 1-6, Hart 1-3

Tackles
USC - Brunson 10, Moore 7, Wonnum 7, Lammons 7
UK - Baity 8, Edwards 7, West 6, Brown 6, Love 6

4

#20 FLORIDA 28, KENTUCKY 27
SEPT. 23, 2017 • LEXINGTON, KY.
KROGER FIELD (62,945)



Kentucky dropped its first game of the year, falling to Florida 28-27 at Kroger Field. The Wildcats had a chance to win on the game's final play, but Austin MacGinnis came up just short on a 57-yard field goal attempt as time expired. After the teams traded punts to start the game, Kentucky got the scoring started on its second drive. The Wildcats marched 75 yards in eight plays, culminating with a 14-yard touchdown pass from Johnson to Blake Bone. MacGinnis nailed the point after to give Kentucky a 7-0 lead.

The Wildcats took that lead into the second quarter, but that's when Florida scored its first points. The Gators went 58 yards in just four plays, with Kadarius Toney rushing 36 yards for a touchdown to tie the score at 7-7 with 14:16 left in the second quarter.

UK regained the lead later in the second quarter, when Johnson connected with Garrett Johnson on a nine-yard fade in the corner of the end zone to make it 14-7 UK.

Florida answered later in the quarter when, on fourth down and three from the 45 yard line, quarterback Feleipe Franks found a wide-open Tyrie Cleveland to tie the score 14-14 with 3:16 left in the half.

The Wildcats had a chance to take the lead into the locker room right before the half, but MacGinnis' 48-yard field goal glanced off the right upright with 16 seconds remaining, and the score remained 14-14 at the break.

Florida received the second-half kickoff, but went three-and-out, as the Wildcat defense forced a punt. Kentucky took over on its own 38 and went 62 yards in just four plays. And when Johnson hit tight end C.J. Conrad with a 23-yard scoring pass, the Cats grabbed a 21-14 advantage.

Kentucky extended its lead later in the quarter on a 42-yard MacGinnis field goal, giving the Wildcats a 24-14 lead with 5:51 left in the third quarter.

In the fourth, MacGinnis added to the lead with a season-long 50-yard strike, giving Kentucky a 27-14 lead with 11:33 left in the game. It was MacGinnis' 58th career field goal, breaking the Kentucky record of 57 previously held by Joe Worley.

But Florida was not done. The Gators took the ensuing kickoff and marched 80 yards in seven plays, keyed by a Toney end around pass to Cleveland for 50 yards. Brandon Powell finished the drive with a six-yard rush out of the wildcat formation to cut Kentucky's lead to 27-21 with 7:58 left in the game.

After a Kentucky punt, the Gators mounted what turned out to be the game-winning drive. Florida assembled a 13-play, 58-yard drive that ended with a Luke Del Rio five-yard scoring pass to Freddie Swain. Eddie Pineiro nailed the extra point to give Florida a 28-27 lead with just 43 seconds remaining.

UK was able to drive the ball into Florida territory on its final possession of the game. And with three seconds left, MacGinnis' attempt came up just short, ending the game.

Scoring Summary

Table with 6 columns: Team, Yards, Time, Quarter, Points, Total Points. Rows for UF and UK.

1st

05:06 UK - B. Bone 14 yd pass from S. Johnson (A. MacGinnis kick), 8-75 4:39

2nd

14:16 UF - Toney, K. 36 yd run (Pineiro, E. kick), 4-58 1:02
07:24 UK - G. Johnson 9 yd pass from S. Johnson (MacGinnis kick), 2-10 0:39
03:16 UF - Cleveland, T. 45 yd pass from Franks, F. (Pineiro, E. kick), 8-75 4:08

3rd

12:11 UK - C.J. Conrad 23 yd pass from S. Johnson (MacGinnis kick), 4-62 1:48
05:54 UK - A. MacGinnis 42 yd field goal, 8-41 4:51

4th

UK - A. MacGinnis 50 yd field goal, 5-16 1:52
07:58 UF - Powell, B. 6 yd run (Pineiro, E. kick), 7-80 3:29
00:43 UF - Swain, F. 5 yd pass from Del Rio, L. (Pineiro, E. kick), 13-58 5:48

Team Statistics

Table comparing UF and UK statistics: First Downs, Rush Att./Net Rush, Passing C/A/I, Offensive Plays, Total Offense, Fumbles/Lost, Penalties/Yards, Punts/Average, Third-Down Conv., Time of Possession.

Individual Statistics

Rushing (Att.-Yd.-TD)
UF - Davis 21-93, Toney, 2-39, Perine 5-27, Thompson 3-14, Powell 2-10
UK - King 5-64, Snell 14-59, Bowden, 2-13

Passing (COMP-ATT-INT-YARDS-TD)
UF - Del Rio 9-14-1-74-1; Franks 7-12-0-1, Toney 1-1-0-0
UK - S. Johnson 17-25-0-3; Bowden 1-1-0-24-0

Receiving (REC-YARDS-TD)
UF - Cleveland 4-110-1, Toney 4-35, Powell 3-24, Goolsby 2-18, Davis 1-11
UK - G. Johnson 4-56-1, C. Walker 4-28, Richardson 3-21, Conrad 2-34-1, Snell 2-22, King 1-24, Ross 1-21, Bone 1-14-1

Tackles
UF - Reece 8, Washington 6, Bryan 6
UK - Edwards 11, Allen 8, West 8, Love 7, Ware 7



5

KENTUCKY 24, EASTERN MICHIGAN 20
SEPT. 30, 2017 • LEXINGTON, KY
KROGER FIELD (50,593)



Benny Snell scored on a 12-yard run early in the fourth quarter after the second of Kentucky's big special teams plays provided a cushion, and the Wildcats survived Eastern Michigan 24-20.

With both schools looking to get back on track after tough conference losses, the Wildcats (4-1) eventually succeeded despite uneven play throughout their inaugural non-conference meeting with the Eagles (2-2). A game that was tied at 14 at halftime began turning the Wildcats' way when Tristan Yeomans recovered a muffed punt at EMU's 42 and led to Austin MacGinnis' 39-yard field goal.

Josh Paschal's blocked punt early in the fourth was downed at EMU's 12, and Snell busted through on the next play for a 10-point lead that stood just a week after Kentucky yielded 14 unanswered fourth-quarter

points in a 28-27 loss to No. 21 Florida.

"We found ways to win the football game when we didn't play our best," Kentucky coach Mark Stoops said. "There's no excuse for not playing our best at home. I appreciate 4-1 because it's better than 3-2."

Ian Eriksen's 2-yard TD run got EMU within 24-20 and gave the Eagles one last chance, but Brogan Roback's desperation pass was intercepted by Mike Edwards in the end zone in the final seconds.

Scoring Summary

Table with 6 columns: Team, Points, Time, Quarter, Location, Kickers

1st

14:45 EMU - BAILEY, Sergio 20 yd pass from ROBACK, Brogan (FRICANO, Paulie kick), 1-23 0:05 7 - 0
10:55 UK - Greg Hart 20 yd pass from Stephen Johnson (A. MacGinnis kick), 8-75 3:50 7 - 7

2nd

10:53 UK - T. Richardson 7 yd pass from Stephen Johnson (A. MacGinnis kick), 8-71 3:14 7 - 14
09:55 EMU - NIUPALAU, J. 43 yd pass from JOHNSON, Jaron (FRICANO, Paulie kick), 3-83 0:53 14 - 14

3rd

06:17 UK - A. MacGinnis 39 yd field goal, 10-21 4:43 14 - 17

4th

11:56 UK - Benny Snell 12 yd run (A. MacGinnis kick), 1-12 0:06 14 - 24
02:34 EMU - ERIKSEN, Ian 2 yd run (FRICANO, Paulie kick failed), 6-40 1:58 20 - 24

Team Statistics

Table comparing EMU and UK statistics: First Downs, Rush Att./Net Rush, Passing C/A/I, etc.

Individual Statistics

Rushing (Att.-Yd.-TD)

EMU - Eriksen 18-40-1, Turner 2-4
UK - Snell 21-75-1, King 7-7, Bowden 1-5, Johnson 8 (-34)

Passing (COMP-ATT-INT-YARDS-TD)

EMU - 26-43-2-1
UK - S. Johnson 18-27-0-2

Receiving (REC-YARDS-TD)

EMU - Bailey 8-80-1, Porter 5-58, Eriksen 4-56, Niupalau 3-47, Johnson 2-30, Sexton 2-19, Turner 2-4, Aristilde 1-5
UK - G. Johnson 8-61, Ross 2-40, Bowden 2-19, King 2(-)-2, Hart 1-20, Epps 1-18, Walker 1-12, Richardson 1-7

Tackles

EMU - Spearman 8, Moody 7, Crosby 6, Calhoun 6, Rachwal 6
UK - Edwards 8, Allen 7, Brown 6

6

KENTUCKY 40, MISSOURI 34
OCT. 7, 2017 • LEXINGTON, KY
KROGER FIELD (57,476)



Austin MacGinnis kicked four field goals, including two in the fourth quarter, and Stephen Johnson and Benny Snell each had two touchdowns as Kentucky outlasted Missouri 40-34 in a back-and-forth marathon.

Kentucky led by double digits three times but allowed Missouri to eventually tie the game at 27 late in the third quarter and 34 early in the fourth. MacGinnis' 53-yard field goal with 9:40 remaining provided a three-point edge before Lonnie Johnson blocked Tucker McCann's 45-yard field goal attempt with 6:15 left, setting up MacGinnis' 20-yard kick with 1:48 left that gave the Wildcats a cushion in a game that lasted nearly four hours.

"We've found ways to win and we're responding to adversity," said Kentucky coach Mark Stoops, whose five victories have come by a combined margin of 38 points.

"We've got to find ways to clean those things up. But I'm proud of our fight, I'm proud of our effort."

Before that Johnson threw touchdown passes of 14 and 64 yards while Snell ran for scores of 71 and 6 yards. Those scores merely provided breathing room as Tigers quarterback Drew Lock threw TD passes of 50, 58 and 75 yards, the last of which tied the game. Lock's 48-yard completion set up his 1-yard TD run.

Lock's final pass attempt to Al Okwuegbunam in the final seconds fell a few yards short of the end zone.

Missouri outgained Kentucky 568-486 but lost its fourth in a row.

Scoring Summary

Table with 6 columns: Team, Points, Time, Quarter, Location, Kickers

1st

11:20 UK - Blake Bone 14 yd pass from Stephen Johnson (A. MacGinnis kick), 3-19 1:38 0 - 7
03:41 UK - A. MacGinnis 21 yd field goal, 14-81 6:27 0 - 10

2nd

09:41 UK - A. MacGinnis 35 yd field goal, 13-63 5:09 0 - 13
07:13 MU - Moore, J'Mon 50 yd pass from Lock, Drew (McCann, Tucker kick), 7-78 2:22 7 - 13
05:36 UK - Benny Snell 71 yd run (A. MacGinnis kick), 3-79 1:31 7 - 20
00:40 MU - Hall, Emanuel 58 yd pass from Lock, Drew (McCann, Tucker kick), 1-58 0:09 14 - 20

3rd

11:45 MU - McCann, Tucker 27 yd field goal, 13-65 3:08 17 - 20
06:39 UK - Benny Snell 6 yd run (A. MacGinnis kick), 9-66 4:25 17 - 27
05:30 MU - Lock, Drew 1 yd run (McCann, Tucker kick), 4-65 1:02 24 - 27
00:24 MU - McCann, Tucker 25 yd field goal, 11-47 3:32 27 - 27

4th

14:09 UK - Garrett Johnson 64 yd pass from Stephen Johnson (A. MacGinnis kick), 5-75 1:15 27 - 34
13:46 MU - Johnson, Johnat 75 yd pass from Lock, Drew (McCann, Tucker kick), 3-75 0:23 34 - 34
09:40 UK - A. MacGinnis 53 yd field goal, 9-30 4:06 34 - 37
01:48 UK - A. MacGinnis 20 yd field goal, 9-63 4:27 34 - 40

Team Statistics

Table comparing MU and UK statistics: First Downs, Rush Att./Net Rush, Passing C/A/I, etc.

Individual Statistics

Rushing (Att.-Yd.-TD)

UM - Witter 17-139, Crockett 12-74, Lock 4-5-1
UK - Snell 20-117-2, S. Johnson 11-44-0, King 6-20, Ka. Daniel 1-6, G. Johnson 1-1

Passing (COMP-ATT-INT-YARDS-TD)

UM - Lock 22-42-0-355-3
UK - S. Johnson 22-36-1-298-2

Receiving (REC-YARDS-TD)

UM - Moore 7-86-1, Johnson 6-97-1, Hall 4-129-1, Witter 3-24, Floyd 1-16, Okwuegbunam 1-3
UK - G. Johnson 7-111-1, Ross 4-77, Bowden 3-49, Blone 3-30, Snell 3(-)-2, T. Richardson 1-27, King 1-6

Tackles

UM - Hall 12, Perkins 10, Lee 7
UK - Edwards 11, Love 10



2017 GAME REVIEWS

7

MISSISSIPPI STATE 45, KENTUCKY 7 OCT. 21, 2017 • STARKVILLE, MISS. DAVIS WADE STADIUM (58,963)



Quarterback Stephen Johnson passed for 117 yards and rushed for 54 more, but the Kentucky football team lost at Mississippi State 45-7.

Kentucky was only able to amass 260 yards of total offense in the game against a stout MSU defense.

After Kentucky punted on its first possession, Mississippi State marched 78 yards in 12 plays, capped by a three-yard touchdown run by quarterback Nick Fitzgerald. The extra point from Jace Christmann made it 7-0 MSU. That would be the score at the end of the first period.

Kentucky tied the game in the second quarter on a play that's not seen often. Quarterback Stephen Johnson scrambled toward the end zone, but was hit inside the five yard line, forcing him to fumble the ball forward into the end zone where wide receiver Blake

Bone caught it on one hop for the score. Austin MacGinnis nailed the point after to tie the game at 7-7.

MSU took the lead back with 3:14 to go in the half on a 31-yard field goal by Christmann, which gave the Bulldogs a 10-7 lead.

After Kentucky was forced to punt, MSU rallied for another score. On fourth-and-one from the Kentucky 40 yard line, Fitzgerald broke loose and rambled for a touchdown to make it 17-7 just before the half.

Scoring Summary

UK	0	7	0	0	-	7
MSU	7	10	7	21	-	45

1st

07:43 MS - Fitzgerald, Nick 3 yd run (Christmann, Jace kick), 12-78 4:43

2nd

07:13 UK - Blake Bone 0 yd fumble recovery (A. MacGinnis kick), 7-78 2:50 7 - 7
03:14 MS - Christmann, Jace 31 yd field goal, 9-44 3:51 7 - 10
01:05 MS - Fitzgerald, Nick 40 yd run (Christmann, Jace kick), 5-72 1:10 7 - 17

3rd

07:07 MS - Thomas, Jordan 10 yd pass from Fitzgerald, Nick (Christmann, Jace kick), 13-75 7:53 7 - 24

4th

12:20 MS - Thompson, K. 9 yd run (Christmann, Jace kick), 9-38 3:42 7 - 31
10:29 MS - Green, Gerri 84 yd interception return (Christmann, Jace kick) 7 - 38
03:56 MS - Thompson, K. 40 yd run (Christmann, Jace kick), 6-62 2:35 7 - 45

Team Statistics

	UK	MSU
First Downs	14	25
Rush Att./Net Rush	29/115	48/282
Passing C/A/I	14/30/2	19/27/0
Offensive Plays	59	75
Total Offense	260	441
Fumbles/Lost	1/0	0/0
Penalties/Yards	4/41	5/55
Punts/Average	7/45.1	2/37.5
Third-Down Conv.	6 of 14	12 of 18
Time of Possession	25:11	34:49

Individual Statistics

Rushing (Att.-Yd.-TD)

UK - S. Johnson 6-54, Rose 9-26, King, 5-24, Snell 7-18
MSU - Fitzgerald 12-115-2, Williams 20-71, Thompson 4-65-2, Hill 2-16, Lee 3-10, Gibson 4-9

Passing (COMP-ATT-INT-YARDS-TD)

UK - S. Johnson 13-28-2-117-0
MSU - Fitzgerald 18-26-0-155-1, Thompson 1-1-0-4-0

Receiving (REC-YARDS-TD)

UK - G. Johnson 5-36, Bowden 3-38, Bone 2-17, C. Walker 1-17, T. Richardson 1-17, Snell 1-14, Ali 1-6
MSU - Gray 6-51, Myles 4-30, Thomas 3-28-1, Jackson 3-24, Couch 1-12, Thomas 1-10, Mitchell 1-4

Tackles

UK - West 7.5, Edwards 7.5
MSU - McLaurin 7.5, Thompson 6.0

8

KENTUCKY 29, TENNESSEE 26 OCT. 28, 2017 • LEXINGTON, KY. KROGER FIELD (57,543)



Quarterback Stephen Johnson scrambled 11 yards for a touchdown with 33 seconds left in the game, lifting UK to a 29-26 win over Tennessee at Kroger Field.

Kentucky trailed 26-21 with 4:43 left in the game. That's when Johnson, who had been injured and forced to go to the locker room in the third quarter, led the Cats on what would be a game-winning drive. The senior made a number of key plays on the drive, including 16-yard pass completion to Tavin Richardson and a 12-yard rush to get the Cats inside Tennessee territory.

Sophomore running back Benny Snell, Jr. carried the Wildcats' offense, literally, for much of the night. Snell rushed 27 times for 180 yards and three touchdowns. Snell accounted for 33 rushing yards on Kentucky's game-winning drive.

Tennessee got on the board first, taking advantage of a UK turnover to grab an early lead. After Snell fumbled, Tennessee recovered inside the Kentucky 20. But

the Vols could not do anything with the possession, gaining just three yards in three plays before settling for a 30-yard field goal from Brent Cimaglia to take a 3-0 lead.

UK answered with a six-play, 60-yard scoring drive, capped by a six-yard TD run from Snell.

The back-and-forth between the teams continued through the first half, as Tennessee promptly drove into Kentucky territory, and it was Chandler scoring from the one-yard line again, cutting Kentucky's lead to 21-20 with 1:25 left in the first half. That would be the halftime score.

UT punted to start the second half, but was able to pin Kentucky inside its own 10 yard line. Johnson got UK out of trouble with a 34-yard scramble, but the UK quarterback was injured on the play. Backup Drew Barker entered the game and fumbled on his second play from scrimmage, giving the Vols the ball at their own 44.

The Vols drove inside the Kentucky 10, but the Wildcats defense stood tall again, forcing another Tennessee field goal. Cimaglia was good, this time from 30 yards, to give UT a 23-21 lead with 3:40 left in the third quarter.

Johnson returned during Kentucky's next drive, but the Cats turned the ball over again to end any threat. Johnson hit Garrett Johnson with a pass near midfield, but the ball popped loose, and the Vols recovered.

Using the short field to its advantage again, UT quickly moved into the red zone. But an intentional grounding penalty stalled the drive, forcing another Cimaglia field goal attempt. The UT kicker was good again, this time from 45 yards out, giving the Vols a 26-21 lead with 13:24 remaining in the game.

UK was forced to punt again on its next possession, and UT drove into Kentucky territory again. The Wildcats forced another field goal, but Cimaglia missed from 43 yards, giving the ball back to UK at their own 25 yard line with 8:22 left.

Scoring Summary

UT	6	14	3	3	-	26
UK	7	14	0	8	-	29

1st

13:26 UT - Cimaglia, B. 30 yd field goal, 4-3 1:28 3 - 0
10:16 UK - Benny Snell 6 yd run (A. MacGinnis kick), 6-60 3:01 3 - 7
04:34 UT - Cimaglia, B. 24 yd field goal, 11-69 5:42 6 - 7

2nd

14:57 UK - Benny Snell 2 yd run (A. MacGinnis kick), 5-74 2:15 6 - 14
08:37 UT - Chandler, T. 1 yd run (Cimaglia, B. kick), 7-75 2:38 13 - 14
05:58 UK - Benny Snell 1 yd run (A. MacGinnis kick), 7-75 2:39 13 - 21
01:25 UT - Chandler, T. 1 yd run (Cimaglia, B. kick), 10-71 4:28 20 - 21

3rd

03:40 UT - Cimaglia, B. 30 yd field goal, 9-44 4:32 23 - 21

4th

13:24 UT - Cimaglia, B. 45 yd field goal, 7-22 2:42 26 - 21
00:33 UK - S. Johnson 11 yd run (Snell pass from S. Johnson), 10-72 4:10 26 - 29

Team Statistics

	UK	UT
First Downs	14	25
Rush Att./Net Rush	36/289	55/203
Passing C/A/I	14/30/2	19/27/0
Offensive Plays	59	75
Total Offense	260	441
Fumbles/Lost	1/0	0/0
Penalties/Yards	4/41	5/55
Punts/Average	7/45.1	2/37.5
Third-Down Conv.	6 of 14	12 of 18
Time of Possession	25:11	34:49

Individual Statistics

Rushing (Att.-Yd.-TD)

UK - Snell 27-191-3, S. Johnson 6-84-1, King 2-17, Barker 1-8
UT - Chandler 22-120-2, Fils-Aime 13-73, Jordan 3-11, Byrd 1-4

Passing (COMP-ATT-INT-YARDS-TD)

UK - S. Johnson 6-15-0-46-0, Bowden 1-1-0-36-0
UT - Guarantano 18-230-0-242-0

Receiving (REC-YARDS-TD)

UK - Richardson 3-52, Bone 2-26, King 1-2, G. Johnson 1-2
UT - Johnson 3-40, Wolf 3-33, George 2-59, Chandler 2-33, Palmer 2-31, Callaway 2-16, Jordan 2-5

Tackles

UK - Jones 13, Edwards 10
UT - Warrior 6, Vickers 5, Gaulden 5, Abernathy 5



9

OLE MISS 37, KENTUCKY 34
NOV. 4, 2017 • LEXINGTON, KY.
KROGER FIELD (55,665)



Ole Miss quarterback Jordan Ta'amu connected with wide receiver D.K. Metcalf on a seven-yard touchdown pass with five seconds remaining in the game, lifting Ole Miss to a 37-34 win over Kentucky.

Kentucky had rallied to take a 34-30 lead with 2:14 remaining on a Benny Snell, Jr. touchdown run, but the Rebels executed the two-minute drill to perfection at the end of the game. Ole Miss went 71 yards in 14 plays behind 8-of-11 passing from Ta'amu, who also rushed for 10 yards on the drive.

Ta'amu was 31-of-40 through the air for 382 yards and four TDs in the game. Metcalf caught two of those touchdown passes in the game for Ole Miss.

The Wildcats got a huge effort from sophomore running back Snell who rushed 28 times for 176 yards and three touchdowns in the game. Quarterback

Stephen Johnson was 19-of-24 passing for 204 yards and a touchdown. He also rushed 11 times for 22 yards.

Kentucky would mount its best drive of the game late in the fourth quarter. The Wildcats marched 95 yards in 12 plays, a drive that lasted 6:22 and that ended with a one-yard Snell touchdown, giving UK a 34-30 lead with 2:14 to go.

Scoring Summary

Table with 6 columns: Team, Yards, Time, Quarter, Points, Total Points

1st

09:45 UK - A. MacGinnis 36 yd field goal, 8-47 3:59 0 - 3
05:35 OM - A.J. Brown 13 yd pass from Jordan Ta'amu (Wunderlich kick), 10-75 4:10 7 - 3

2nd

14:15 UK - A. MacGinnis 34 yd field goal, 13-65 6:14 7 - 6
12:45 OM - Gary Wunderlich 33 yd field goal, 6-59 1:30 10 - 6
08:09 UK - Benny Snell 2 yd run (A. MacGinnis kick), 9-75 4:36 10 - 13
06:18 OM - Van Jefferson 20 yd pass from Jordan Ta'amu (Wunderlich kick), 6-69 1:44 17 - 13
00:13 UK - Benny Snell 1 yd run (A. MacGinnis kick), 13-79 5:57 17 - 20

3rd

12:27 UK - C.J. Conrad 46 yd pass from Stephen Johnson (A. MacGinnis kick), 5-80 2:28 17 - 27
03:43 OM - Gary Wunderlich 38 yd field goal, 12-74 5:16 20 - 27
01:59 OM - D.K. Metcalf 58 yd pass from Jordan Ta'amu (Gary Wunderlich kick), 3-76 0:49 27 - 27

4th

14:16 OM - Gary Wunderlich 49 yd field goal, 4-6 1:24 30 - 27
02:14 UK - Benny Snell 1 yd run (A. MacGinnis kick), 12-95 6:22 30 - 34
00:05 OM - D.K. Metcalf 7 yd pass from Jordan Ta'amu (Gary Wunderlich kick), 14-71 2:09 37 - 34

Team Statistics

Table with 3 columns: Stat, OM, UK

Individual Statistics

Rushing (Att.-Yd.-TD)
UK - Snell 28-176-3, S. Johnson, 11-22, King 4-18, Bowden 2-3
OM - Wilkins 8-44, Pennamon 7-42, Ta'amu 10-8, Swinney 1(-3)

Passing (COMP-ATT-INT-YARDS-TD)

UK - S. Johnson 19-24-0-204-1, Bowden 1-1-0-32-0
OM - Jordan Ta'amu 31-40-0-382-4

Receiving (REC-YARDS-TD)

UK - Conrad 5-75-1, G. Johnson 3-17, Epps 2-31, Richardson 2-30, Bowden 2-22, King 2-8, S. Johnson 1-32, Ali 1-14, C. Walker 1-5, Hart 1-2
OM - Brown 7-65-1, Metcalf 5-83-2, Jefferson 5-82-1, Knox 5-73, Lodge 5-46, Wilkins 3-27, Pennamon 1-6

Tackles

UK - Edwards 11, Jones 8
OM - Gates 14, Moore 6, Hampton 6

10

KENTUCKY 44, VANDERBILT 21
NOV. 11, 2017 • NASHVILLE, TENN.
VANDERBILT STADIUM (27,346)



Benny Snell, Jr. rushed for 116 yards and three touchdowns and Siihem King added two rushing TDs, leading Kentucky to a 44-21 win at Vanderbilt.

Snell, who entered the game as the SEC's leading rusher, became the ninth player in school history to reach 2,000 career yards. The 5-foot-11, 223-pound sophomore also became the first Kentucky player to rush for consecutive 1,000-yard seasons.

UK's Austin MacGinnis kicked three field goals and the Wildcats rambled for 428 yards in total offense.

Kyle Shurmur threw four interceptions and one TD, and was sacked five times. He is tied for second with Jay Cutler (21) for most single-season TD passes in Vanderbilt history.

Ralph Webb rushed for 70 yards and one TD for the Commodores. The senior passed Florida's Emmitt Smith in career yards and moved into the top 10 in SEC rushing history.

Kentucky spotted Vanderbilt a 7-0 lead in the first quarter before rallying for 34 consecutive points to take control.

Vanderbilt struck first on Webb's 37-yard run with 5:37 left. The Wildcats tied it at 7 on King's 22-yard run to the right late in the quarter and went ahead 14-7 on Snell's 22-yard TD run early in the second quarter.

Two Kyle Shurmur interceptions late in the first half set up a pair of Kentucky field goals by MacGinnis. Derrick Bailey's interception and 44-yard return to the Vanderbilt 20 set up MacGinnis' 42-yard field goal that increased the Wildcats' lead to 17-7 with 2:09 left in the first half. Mike Edwards' pick gave Kentucky the ball on the Vanderbilt 43 and MacGinnis capitalized with a 40-yard field goal that stretched Kentucky's lead to 20-7 as time expired in the half.

The momentum remained in the Wildcats' favor as Snell's 2-yard TD run extended their lead to 27-7 early in the third quarter. The Cats struck again when King's 7-yard run gave the visitors a 34-7 advantage with 8:29 left in the third quarter.

Vanderbilt finally struck back on Shurmur's 14-yard TD run that narrowed the deficit to 34-14 with 8:29 left in the third quarter. But Lynn Bowden answered with a 93-yard kickoff return to the Commodores 6. On the next play, Snell's 6-yard TD run extended the Wildcats' lead to 41-14 with 3:53 left in the third quarter.

Shurmur's 17-yard TD pass to Kalija Lipscomb narrowed the deficit to 41-21 with 13 seconds left in the third quarter.

MacGinnis' third field goal, this one from 39 yards out, increased the Wildcats' lead to 44-21 with 7:56 remaining.

Scoring Summary

Table with 6 columns: Team, Yards, Time, Quarter, Points, Total Points

1st

1st 05:37 VANDY - Ralph Webb 37 yd run (T. Openshaw kick), 4-62 1:50 0 - 7
02:14 UK - Siihem King 22 yd run (A. MacGinnis kick), 7-75 3:23 7 - 7

2nd

11:15 UK - Benny Snell 22 yd run (A. MacGinnis kick), 8-74 3:50 14 - 7
02:09 UK - A. MacGinnis 42 yd field goal, 4-4 1:06 17 - 7
00:00 UK - A. MacGinnis 40 yd field goal, 6-21 1:57 20 - 7

3rd

12:57 UK - Benny Snell 2 yd run (A. MacGinnis kick), 5-80 2:03 27 - 7
08:29 UK - Siihem King 7 yd run (A. MacGinnis kick), 5-56 2:51 34 - 7
04:14 VANDY - Kyle Shurmur 14 yd run (T. Openshaw kick), 9-75 4:15 34 - 14
03:53 UK - Benny Snell 6 yd run (A. MacGinnis kick), 1-6 0:21 41 - 14
00:13 VANDY - Kalija Lipscomb 17 yd pass from Kyle Shurmur (T. Openshaw kick), 11-75 3:40 41 - 21

4th

07:56 UK - A. MacGinnis 39 yd field goal, 11-54 7:17 44 - 21

Team Statistics

Table with 3 columns: Stat, UK, VANDY

Individual Statistics

Rushing (Att.-Yd.-TD)
UK - Snell 17-116-3, King 15-69-2, S. Johnson 9-44
VU - Webb 9-70-1, Sheffield 1-9

Passing (COMP-ATT-INT-YARDS-TD)

UK - S. Johnson 13-17-195
VU - Shurmur 30-43-4-308-1

Receiving (REC-YARDS-TD)

UK - G. Johnson 6-76, Bowden 3-79, Ross 2-11, Snell 1-20, Conrad 1-9
VU - Sheffield 8-81, Duncan 7-70, Webb 3-17, Lipscomb 2-44, Rivers 2-14

Tackles

UK - Edwards 5, Jones 5, Robinson 5
VU - Burks 12, Griffin 12



11

#7 GEORGIA 42, KENTUCKY 13

NOV. 18, 2017 • ATHENS, GA.

SANFORD STADIUM (92,746)



Benny Snell, Jr. rushed for 94 yards and a touchdown, but the Kentucky football team lost at No. 7 Georgia 42-13.

Quarterback Stephen Johnson was 12 of 22 through the air for 138 yards, including a spectacular 45-yard connection with Blake Bone.

Kentucky scored first in the game, taking advantage of good field position set up by a Josh Allen interception of Georgia quarterback Jake Fromm. The Wildcats took a 3-0 lead on a 37-yard field goal by Austin MacGinnis.

Georgia scored on its next drive with Nick Chubb scoring from eight yards out to make it 7-3 Bulldogs. Kentucky then drove 63 yards in seven plays before settling for another MacGinnis field goal, this one from 35 yards, to cut the lead to 7-6.

The Bulldogs added a pair of touchdowns to lead 21-6 at the half.

Kentucky had the first possession of the second half, and the Wildcats marched 75 yards in eight plays, capped by a Snell touchdown from one yard out, cutting the lead to 21-13. Kentucky would get no closer.

Scoring Summary

UK	6	0	7	0	-	13
UGA	7	14	7	14	-	42

1st

09:40 UK - A. MacGinnis 37 yd field goal, 7-12 2:30 3 - 0
03:19 UGA - Nick Chubb 8 yd run (R. Blankenship kick), 12-75 6:21 3 - 7
00:11 UK - A. MacGinnis 35 yd field goal, 7-63 3:04 6 - 7

2nd

04:56 UGA - Javon Wims 27 yd pass from Jake Fromm (R. Blankenship kick), 6-80 2:42 6 - 14
01:51 UGA - Sony Michel 37 yd run (R. Blankenship kick), 4-51 1:27 6 - 21

3rd

11:29 UK - Benny Snell 1 yd run (A. MacGinnis kick), 8-75 3:31 13 - 21
08:16 UGA - Sony Michel 8 yd run (R. Blankenship kick), 6-60 3:06 13 - 28

4th

14:17 UGA - Nick Chubb 55 yd run (R. Blankenship kick), 6-88 3:33 13 - 35
10:59 UGA - Sony Michel 4 yd run (R. Blankenship kick), 4-60 1:44 13 - 4

Team Statistics

	UK	UGA
First Downs	17	25
Rush Att./Net Rush	37/124	44/381
Passing C/A/I	12/23/1	9/14/1
Offensive Plays	60	58
Total Offense	262	504
Fumbles/Lost	1/0	0/0
Penalties/Yards	2/30	7/59
Punts/Average	5/42.2	2/48.0
Third-Down Conv.	4 of 13	4 of 8
Time of Possession	29:40	30:20

Individual Statistics**Rushing (Att.-Yd.-TD)**

UK - Snell 22-94-1, King 7-26, S. Johnson 8-4
UGA - Chubb 15-151-2, Michel 12-87-3, Swift 7-66, Herrien 3-48, Fromm 2-18, Holyfield 2-16

Passing (COMP-ATT-INT-YARDS-TD)

UK - S. Johnson 12-22-0-138-0, Bowden 0-1-1-0-0
UGA - Fromm 9-14-1-123-1

Receiving (REC-YARDS-TD)

UK - G. Johnson 4-36, T. Richardson 3-43, Bowden 2-3, Bone 1-45, Conrad 1-7, Ross 1-4
UGA - Wims 6-83-1, Hardman 2-24, Godwin 1-16

Tackles

UK - West 7, Love 5, Jones 5, Allen 5
UGA - Smith 9, Patrick 7, Parrish 6

2017 GAME-BY-GAME STARTERS

OFFENSIVE STARTERS

	<u>TE/WR</u>	<u>LT</u>	<u>LG</u>	<u>C</u>	<u>RG</u>	<u>RT</u>	<u>WR</u>	<u>WR/TE</u>	<u>WR</u>	<u>RB</u>	<u>QB</u>
Southern Miss	Conrad	Meadows	Stenberg	Stallings	Haynes	Asafo-Adjei	Ross	Walker	G. Johnson	Snell	S. Johnson
Eastern Kentucky	Conrad	Young	Stenberg	Haynes	Asafo-Adjei	Meadows	Ross	Walker	G. Johnson	Snell	S. Johnson
South Carolina	Conrad	Young	Stenberg	Stallings	Haynes	Meadows	Ross	Hart	G. Johnson	Snell	S. Johnson
Florida	Conrad	Young	Stenberg	Stallings	Haynes	Meadows	Ross	T. Richardson	G. Johnson	Snell	S. Johnson
Eastern Michigan	T. Richardson	Young	Stenberg	Stallings	Haynes	Meadows	Ross	Walker	G. Johnson	Snell	S. Johnson
Missouri	Conrad	Young	Stenberg	Haynes	Stallings	Meadows	Ross	Bone	G. Johnson	Snell	S. Johnson
Mississippi State	Conrad	Young	Stenberg	Jackson	Stallings	Meadows	Ross	Bone	G. Johnson	Snell	S. Johnson
Tennessee	Conrad	Meadows	Stenberg	Jackson	Stallings	Asafo-Adjei	Bone	T. Richardson	G. Johnson	Snell	S. Johnson
Ole Miss	Conrad	Meadows	Stenberg	Jackson	Stallings	Asafo-Adjei	Ross	T. Richardson	G. Johnson	Snell	S. Johnson
Vanderbilt	Conrad	Meadows	Stenberg	Jackson	Stallings	Asafo-Adjei	C. Walker	T. Richardson	G. Johnson	Snell	S. Johnson
Georgia	Conrad	Meadows	Stenberg	Jackson	Stallings	Asafo-Adjei	Ross	T. Richardson	G. Johnson	Snell	S. Johnson

DEFENSIVE STARTERS

	<u>DE</u>	<u>DE/NICK</u>	<u>NG</u>	<u>DT</u>	<u>SLB</u>	<u>WLB</u>	<u>MLB</u>	<u>CB</u>	<u>SS</u>	<u>FS</u>	<u>CB</u>
Southern Miss	Carter	Ware	Pringle	Middleton	Allen	Jones	Love	Baity	Edwards	West	Westry
Eastern Kentucky	Carter	Randolph	Pringle	Middleton	Allen	E. Brown	Love	Baity	Edwards	D. Robinson	Westry
South Carolina	Carter	Ware	Pringle	Middleton	Allen	E. Brown	Love	Baity	Edwards	West	Westry
Florida	Carter	Randolph	Pringle	Middleton	Allen	E. Brown	Love	Baity	Edwards	West	Westry
Eastern Michigan	Carter	Randolph	Pringle	Middleton	Allen	E. Brown	Love	Griffin	Edwards	West	Westry
Missouri	Carter	Randolph	Pringle	Middleton	Allen	E. Brown	Love	Baity	Edwards	West	Westry
Mississippi State	Carter	Ware	Elam	Middleton	Allen	Jones	Love	Baity	Edwards	West	Westry
Tennessee	Carter	Ware	Pringle	Middleton	Allen	Jones	Love	Baity	Edwards	West	Westry
Ole Miss	Carter	Ware	Bohanna	Middleton	Allen	Jones	Love	Baity	Edwards	West	L. Johnson
Vanderbilt	Carter	Ware	Bohanna	Middleton	Allen	Jones	Love	Baity	Edwards	West	L. Johnson
Georgia	Carter	Randolph	Bohanna	Middleton	Allen	Jones	Love	Baity	Edwards	West	L. Johnson

**RUNS 10+**

King, 26 yards
 King, 18 yards
 King, 20 yards
 King, 21 yards
 King, 30 yards
 King, 14 yards
 King, 22 yards*
 King, 10 yards
(8 rush for 161 yards, 20.1 avg., 1 TD)
 G. Johnson, 11 yards
(1 rush for 11 yards, 11.0 avg., 0 TD)
 S. Johnson, 22 yards
 S. Johnson, 21 yards*
 S. Johnson, 22 yards
 S. Johnson, 54 yards
 S. Johnson, 12 yards
 S. Johnson, 23 yards
 S. Johnson, 19 yards
 S. Johnson, 11 yards
 S. Johnson, 34 yards
 S. Johnson, 17 yards
 S. Johnson, 12 yards
 S. Johnson, 11 yards*
 S. Johnson, 16 yards
 S. Johnson, 14 yards
 S. Johnson, 12 yards
(15 rush for 300 yards, 20.0 avg., 2 TD)
 Snell, 10 yards
 Snell, 25 yards*
 Snell, 16 yards
 Snell, 12 yards
 Snell, 12 yards
 Snell, 12 yards
 Snell, 11 yards
 Snell, 12 yards*
 Snell, 71 yards*
 Snell, 10 yards
 Snell, 27 yards
 Snell, 48 yards
 Snell, 23 yards
 Snell, 11 yards
 Snell, 11 yards
 Snell, 22 yards
 Snell 13 yards
 Snell, 19 yards
 Snell, 21 yards
 Snell, 13 yards
 Snell, 16 yards
 Snell, 22 yards*
 Snell, 38 yards
 Snell, 11 yards
 Snell, 12 yards
 Snell, 12 yards
(26 rush for 510 yards, 19.6 avg., 4 TD)
Total: 50 rush for 982 yards, 19.6 avg, 5 TD

RECEIVING 20+

Bone, 31 yards
 Bone, 43 yards
 Bone, 45 yards
(3 rec. for 119 yards, 39.6 avg., 0 TD)
 Bowden, 22 yards
 Bowden, 20 yards
 Bowden, 28 yards
 Bwoden, 35 yards
(4 rec. for 105 yards, 26.2 avg., 0 TD)

Conrad, 54 yards
 Conrad, 23 yards*
 Conrad, 23 yards*
 Conrad, 20 yards
 Conrad, 23 yards*
 Conrad, 46 yards*
(6 rec. for 189 yards, 31.5 avg., 4 TD)
 Epps, 28 yards
(1 rec. for 28 yards, 28.0 avg., 0 TD)
 Hart, 20 yards*
(1 rec. for 20 yards, 20.0 avg., 4 TD)
 G. Johnson, 27 yards
 G. Johnson, 64 yards*
 G. Johnson, 25 yards
 G. Johnson, 32 yards
(4 rec. for 148 yards, 37.0 avg., 1 TD)
 King, 24 yards
(1 rec. for 24 yards, 24.0 avg., 0 TD)
 S. Johnson, 32 yards
(1 rec. for 32 yards, 32.0 avg., 0 TD)
 Snell, 22 yards
 Snell, 20 yards
(2 rec. for 42 yards, 21.0 avg., 0 TD)
 Richardson, 36 yards
 Richardson, 23 yards
(2 rec. for 59 yards, 29.5 avg., 0 TD)
 Ross, 21 yards
 Ross, 22 yards
 Ross, 27 yards
 Ross, 22 yards
(4 rec. for 92 yards, 23.0 avg., 0 TD)
 Walker, 21 yards
 Walker, 27 yards
(2 rec. for 48 yards, 24.0 avg., 0 TD)
Total: 31 rec. for 906 yards, 29.2 avg., 5 TD)

KICK RETURNS 30+

King, 46 yards
(1 return for 46 yards, 46.0 avg.)
 Bowden, 30 yards
 Bowden, 35 yards
 Bowden, 33 yards
 Bowden, 33 yards
 Bowden, 93 yards
(5 returns for 191 yards, 38.2 avg.)
Total: 6 returns for 237 yards, 39.5 avg, 0 TD

PUNT RETURNS 20+

Walker, 52 yards
(1 return for 52 yards, 52.0 avg.)
Total: 1 return for 52 yards, 52.0 avg.

DEFENSIVE RETURNS 20+

Ware, 20 yards*
 West, 21 yards
 Baity, 45 yards
(3 returns for 86 yards, 28.6 avg.)
Total: 3 returns for 86 yards, 28.6 avg.

Total: 91 plays for 2,263 yards, 24.8 avg.

* denotes a touchdown scoring play

OPPONENT BIG PLAYS

Total:
 Run (10+) 45 for 834 yds
 Receiving (20+) 35 for 1193 yds
 Kick Returns (30+) 5 for 168 yds
 Punt Returns (20+) 0 for 0 yds
 Defensive Returns (20+) 1 for 84 yds
TOTAL: 86 for 2,279 yards (26.5 avg.)

UK LONG PLAYS (20+) BY THE NUMBERS

20+ Plays By Yards	No.	TD
100+	0	0
90-99	1	0
80-89	0	0
70-79	1	1
60-69	1	1
50-59	2	0
40-49	6	1
30-39	11	0
20-29	36	9
TOTAL	58	12

20+ Plays By Type

	No.	TD
Rushing	19	5
Passing	32	6
Punt returns	0	0
Kick returns	5	0
Interceptions	1	0
Fumble returns	1	1
TOTAL	58	12



GAME-BY-GAME SCORING DRIVES

Game	Plays/Yards	Time (Poss.)	Qtr./Clock	Res.	Scoring Play
USM	3/14	1:16	2/14:54	TD	Johnson 8 yd TD rush
USM	3/37	1:09	2/7:01	TD	Conrad 23 yd pass from S. Johnson
USM	7/31	3:27	3/2:03	FG	MacGinnis 41 yd FG
EKU	9/49	4:29	1/10:31	FG	MacGinnis 39 yd FG
EKU	5/75	0:58	2/1:28	TD	Conrad 23 yd pass from S. Johnson
EKU	3/75	1:11	3/2:57	TD	Snell 25 yd TD rush
EKU	9/85	4:02	4/10:09	TD	S. Johnson 21 yd rush
EKU	7/13	3:50	4/0:23	FG	MacGinnis 39 yd FG
SC	13/75	6:33	1/1:05	TD	Snell 5 yd rush
SC	11/67	5:32	2/8:37	TD	Snell 1 yd rush
SC	12/42	5:29	3/5:25	FG	MacGinnis 27 yd FG
SC	6/49	3:23	4/8:59	FG	MacGinnis 44 yd FG
SC	9/77	4:19	4/2:07	FG	MacGinnis 21 yd FG
UF	8/75	4:39	1/5:06	TD	Bone 14 yd pass from S. Johnson
UF	2/10	0:39	2/7:24	TD	G. Johnson 9 yd pass from S. Johnson
UF	4/62	1:48	3/12:11	TD	Conrad 23 yd pass from S. Johnson
UF	8/41	4:51	3/5:54	FG	MacGinnis 42 yd FG
UF	7/80	3:29	4/11:33	FG	MacGinnis 50 yd FG
EMU	8/75	3:50	1/10:55	TD	Hart 20 yd pass from S. Johnson
EMU	8/71	3:14	2/10:53	TD	T. Richardson 7 yd pass from S. Johnson
EMU	10/21	4:43	3/6:17	FG	MacGinnis 39 yd FG
EMU	1/12	0:06	4/11:56	TD	Snell 12 yd TD rush
MIZZ	3/19	1:38	1/11:20	TD	Bone 14 yd pass from S. Johnson
MIZZ	14/81	6:27	1/3:41	FG	MacGinnis 21 yd FG
MIZZ	13/63	5:09	2/9:41	FG	MacGinnis 35 yd FG
MIZZ	3/79	1:31	2/5:36	TD	Snell 71 yd rush
MIZZ	9/66	4:25	3/6:39	TD	Snell 6 yd rush
MIZZ	5/75	1:15	4/14:09	TD	G. Johnson 64 yd pass from S. Johnson
MIZZ	9/30	4:06	4/9:40	FG	MacGinnis 53 yd FG
MIZZ	9/63	4:27	4/1:48	FG	MacGinnis 20 yd FG
MSU	7/78	2:50	2/7:13	TD	Bone 0 yd fumble recovery
UK	6/60	3:01	1/10:16	TD	Snell 6 yd rush
UK	5/74	2:15	2/14:57	TD	Snell 2 yd rush
UK	7/75	2:39	2/5:58	TD	Snell 1 yd rush
UK	10/72	4:10	4/3:33	TD	S. Johnson 11 yd rush
MISS	8/47	3:59	1/9:45	FG	MacGinnis 36 yd FG
MISS	13/65	6:14	2/14:15	FG	MacGinnis 34 yd FG
MISS	9/75	4:36	2/8:09	TD	Snell 2 yd rush
MISS	13/79	5:57	2/0:13	TD	Snell 1 yd rush
MISS	5/80	2:28	3/12:27	TD	Conrad 46 yd pass from S. Johnson
MISS	12/95	6:22	4/2:14	TD	Snell 1 yd rush
VU	7/75	3:23	1/2:14	TD	King 22 yd rush
VU	8/74	3:50	2/11:15	TD	Snell 22 yd rush
VU	4/(-4)	1:06	2/2:09	FG	MacGinnis 42 yd FG
VU	6/21	1:57	2/00:00	FG	MacGinnis 40 yd FG
VU	5/80	2:03	3/12:57	TD	Snell 2 yd rush
VU	5/56	2:51	3/8:29	TD	King 7 yd rush
VU	1/6	0:21	3/3:53	TD	Snell 6 yd rush
VU	11/54	7:17	4/7:56	FG	MacGinnis 39 yd FG
UGA	7/12	2:30	1/9:40	FG	MacGinnis 37 yd FG
UGA	7/63	3:04	1/0:11	FG	MacGinnis 35 yd FG
UGA	8/75	3:31	3/11:29	TD	Snell 1 yd rush

GAME OPENING DRIVES

Game	UK		OPPONENT	
	Res/Pts	Yds.	Res/Pts.	Yds.
USM	Punt/0	-3	Punt/0	-2
EKU	FG/3	49	TD/7	75
S. Carolina	INT/0	16	TD/7	68
Florida	Punt/0	24	Punt/0	20
E. Michigan	Fumble/0	0	TD/7	20
Missouri	Punt/0	0	Fumble/0	-2
Miss. State	Punt/0	18	TD/7	78
Tennessee	Fumble/0	(-10)	FG/3	3
Ole Miss	FG/3	47	Punt/0	-3
Vandy	Punt/0	19	Punt/0	7
Georgia	FG/3	12	INT/0	17
Louisville				
Total/Avg	9/0.8	162/14.7	31/2.8	281/5.5

2ND HALF OPENING DRIVES

Game	UK		OPPONENT	
	Res/Pts	Yds.	Res/Pts.	Yds.
USM	Punt/0	-4	Punt/0	-7
EKU	Punt/0	47	Fumble/0	44
S. Carolina	Punt/0	2	Downs/0	19
Florida	TD/7	62	Punt/0	3
E. Michigan	Punt/0	7	Punt/0	33
Missouri	INT/0	4	FG/3	65
Miss. State	Punt/0	15	TD/7	75
Tennessee	Fumble/0	50	Punt/0	34
Ole Miss	TD/7	80	Punt/0	-2
Vandy	TD/7	80	Punt/0	-6
Georgia	TD/7	75	TD/7	60
Louisville				
Total/Avg	28/2.5	418/38	17/1.5	318/28.9

GAME-BY-GAME TD DRIVES

Yds.	TD	Drive	Poss. Time	TDs	Plays	TDs
0-9	16	1	00:00-00:59	4	1	2
10-19	4	4	01:00-01:59	7	2	1
20-29	7	-	02:00-02:59	6	3	5
30-39	-	1	03:00-03:59	6	4	1
40-49	1	-	04:00-04:59	5	5	6
50-59	-	1	05:00-05:59	2	6	1
60-69	1	4	06:00-06:59	2	7	3
70-79	3	17	07:00-07:59	-	8	5
80-89	-	3	08:00-08:59	-	9	3
90-99	-	1	09:00-09:59	-	10	1
Total	32	32	10:00-10:59	-	11	1
			11:00-11:59	-	12	1
			12:00-12:59	-	13	2
			13:00-13:59	-	14	-
			14:00-14:59	-	15	-
			15:00 - +	-	16	-

DRIVE ANALYSIS

Game	Total Drive	TD	FG	MFG	P	TO	4DN
USM	14	2	1	0	9	1	0-0
EKU	11	3	2	1	4	0	0-1
S. Carolina	12	2	3	0	4	2	0-0
Florida	12	3	2	2	5	0	1-1
E. Michigan	15	3	1	2	8	1	0-0
Missouri	13	4	4	0	3	1	2-2
Miss. State	11	1	0	0	7	2	0-1
Tennessee	12	4	0	0	4	4	0-0
Ole Miss	10	4	2	0	4	0	0-0
Vandy	13	5	3	0	3	1	0-0
Georgia	10	1	2	0	5	1	1-2
Louisville							
Totals	133	32	20	5	57	13	4-7

The Automated ScoreBook
Kentucky Overall Team Statistics (as of Nov 18, 2017)
All games

Team Statistics	UK	OPP
SCORING	292	299
Points Per Game	26.5	27.2
Points Off Turnovers	43	44
FIRST DOWNS	205	237
Rushing	89	95
Passing	94	129
Penalty	22	13
RUSHING YARDAGE	1809	1600
Yards gained rushing	2087	1877
Yards lost rushing	278	277
Rushing Attempts	423	367
Average Per Rush	4.3	4.4
Average Per Game	164.5	145.5
TDs Rushing	22	18
PASSING YARDAGE	2063	2946
Comp-Att-Int	167-272-5	250-385-11
Average Per Pass	7.6	7.7
Average Per Catch	12.4	11.8
Average Per Game	187.5	267.8
TDs Passing	10	19
TOTAL OFFENSE	3872	4546
Total Plays	695	752
Average Per Play	5.6	6.0
Average Per Game	352.0	413.3
KICK RETURNS: #-Yards	34-799	32-643
PUNT RETURNS: #-Yards	6-104	16-91
INT RETURNS: #-Yards	11-90	5-103
KICK RETURN AVERAGE	23.5	20.1
PUNT RETURN AVERAGE	17.3	5.7
INT RETURN AVERAGE	8.2	20.6
FUMBLES-LOST	13-8	12-7
PENALTIES-Yards	59-475	78-662
Average Per Game	43.2	60.2
PUNTS-Yards	56-2379	44-1835
Average Per Punt	42.5	41.7
Net punt average	39.8	38.0
KICKOFFS-Yards	63-3789	60-3772
Average Per Kick	60.1	62.9
Net kick average	38.8	39.5
TIME OF POSSESSION/Game	30:53	29:07
3RD-DOWN Conversions	59/145	63/157
3rd-Down Pct	41%	40%
4TH-DOWN Conversions	4/7	15/22
4th-Down Pct	57%	68%
SACKS BY-Yards	28-204	26-155
MISC YARDS	7	0
TOUCHDOWNS SCORED	33	38
FIELD GOALS-ATTEMPTS	20-25	12-19
ON-SIDE KICKS	0-0	0-1
RED-ZONE SCORES	(34-36) 94%	(33-36) 92%
RED-ZONE TOUCHDOWNS	(22-36) 61%	(22-36) 61%
PAT-ATTEMPTS	(32-32) 100%	(35-38) 92%
ATTENDANCE	339090	284309
Games/Avg Per Game	6/56515	5/56862
Neutral Site Games		0/0

Score by Quarters	1st	2nd	3rd	4th	OT	Total
Kentucky	57	103	75	57	0	292
Opponents	54	92	64	89	0	299

The Automated ScoreBook
Kentucky Overall Defensive Statistics (as of Nov 20, 2017)
All games

#	Defensive Leaders	gp-gs	Tackles				tfl/yds	Sacks no-yds	Pass defense			Fumbles		blkd	
			ua	a	tot				int-yds	brup	qbh	rcv-yds	ff	kick	saf
7E	Mike Edwards	11-11	46	38	84	3.5-19	1.0-13	4-1	6	1	
51	Courtney Love	11-11	29	43	72	3.0-12	1.0-9	.	2	.	2-0	.	.	.	
25	Darius West	11-10	47	25	72	3.5-9	.	1-21	1	.	.	2	.	.	
41	Josh Allen	11-11	26	30	56	9.5-53	7.0-48	1-14	3	4	.	2	.	.	
34	Jordan Jones	7-6	27	24	51	6.5-18	2.0-11	.	1	2	.	1	.	.	
8	Derrick Baity	11-10	31	14	45	0.5-1	.	2-48	5	.	1-0	.	.	.	
35	Denzil Ware	11-6	18	23	41	9.0-53	6.5-47	1-1	1	2	2-20	2	.	.	
32	Eli Brown	10-5	17	16	33	2.0-2	.	.	2	1	
6J	Lonnie Johnson Jr.	11-3	28	4	32	3.0-13	1.0-10	.	5	.	.	.	2	.	
21	Chris Westry	11-8	16	13	29	0.5-2	.	.	2	.	.	1	.	.	
5	Kendall Randolph	11-5	20	8	28	1.0-1	.	1-3	1	
9M	Adrian Middleton	11-11	11	11	22	3.0-15	1.0-11	.	1	1	
3	Jordan Griffin	11-1	14	7	21	.	.	1-2	3	
91	Calvin Taylor	9-0	5	12	17	1	
9R	Davonte Robinson	11-1	12	3	15	
90	T.J. Carter	11-11	9	6	15	3.0-17	3.0-17	.	1	2	
77	Naquez Pringle	11-7	5	7	12	0.5-1	
4	Joshua Paschal	11-0	8	4	12	3.5-17	2.5-14	.	.	2	.	.	1	.	
9Q	Quinton Bohanna	10-2	3	8	11	
84	Charles Moushey	11-0	7	3	10	
69	Matt Elam	9-1	4	4	8	1.0-4	.	.	1	
59	Kordell Looney	9-0	2	5	7	
3	Jamar Watson	11-0	4	2	6	2.0-14	2.0-14	.	1	.	.	1	.	.	
56	Kash Daniel	11-0	4	2	6	
20	Kengera Daniel	11-0	5	1	6	1.0-10	1.0-10	
16	Marcus Walker	10-0	5	.	5	
47	Jordan Bonner	4-0	1	3	4	
27	Cedrick Dort, Jr.	7-0	4	.	4	
99	A. MacGinnis	11-0	2	.	2	
42	Tristan Yeomans	11-0	2	.	2	1-0	.	.	.	
TM	TEAM	6-0	1	1	2	
13	Zy'Aire Hughes	7-0	1	.	1	
17	Tobias Gilliam	4-0	1	.	1	
68	Nick Haynes	7-6	1	.	1	
71	Logan Stenberg	11-11	1	.	1	
6	Blake Bone	10-3	1	.	1	
83	Justin Rigg	11-0	1	.	1	
98	Tymere Dubose	4-0	1	.	1	
93	Matt Panton	10-0	1	.	1	
92	Phil Hoskins	5-0	.	1	1	1	1-0	.	.	.	
28	Zach Johnson	6-0	1	.	1	
Total		11	422	318	740	56-261	28-204	11-90	36	17	7-20	9	3	.	
Opponents		11	414	308	722	65-234	26-155	5-103	31	16	8-3	11	.	.	

The Automated ScoreBook
Kentucky Team Game-by-Game Comparison (as of Nov 18, 2017)
All games

Opponent	Score	First Downs				Pen	Rushing Number-Yards	Passing		Total Offense Plays-Yards	Return Yards	Turn- Overs
		Total	Rush	Pass	Comp-Att-Int			Yards				
Southern Miss	24 - 17	12 / 19	5 / 7	5 / 10	2 / 2		35-78 / 38-55	11-20-0 / 22-40-0	176 / 309	55-254 / 78-364	98 / 42	1 / 3
EASTERN KENTUCKY	27 - 16	22 / 17	9 / 5	10 / 11	3 / 1		39-207 / 20-62	16-24-0 / 31-43-1	229 / 256	63-436 / 63-318	72 / 140	0 / 2
South Carolina	23 - 13	20 / 14	7 / 3	11 / 11	2 / 0		47-184 / 20-54	16-26-1 / 24-37-2	169 / 304	73-353 / 57-358	20 / 84	2 / 2
FLORIDA	27 - 28	21 / 20	7 / 9	11 / 10	3 / 1		32-120 / 36-186	18-27-0 / 17-27-1	220 / 209	59-340 / 63-395	108 / 39	0 / 1
EASTERN MICHIGAN	24 - 20	16 / 20	4 / 2	9 / 17	3 / 1		37-53 / 27-13	18-27-0 / 27-47-2	175 / 299	64-228 / 74-312	47 / 47	1 / 3
MISSOURI	40 - 34	22 / 24	7 / 13	14 / 11	1 / 0		39-188 / 33-213	22-37-1 / 22-43-0	298 / 355	76-486 / 76-568	79 / 100	1 / 2
Mississippi State	7 - 45	14 / 25	5 / 16	8 / 7	1 / 2		29-115 / 48-282	14-30-2 / 19-27-0	145 / 159	59-260 / 75-441	127 / 129	2 / 0
TENNESSEE	29 - 26	17 / 27	13 / 13	3 / 12	1 / 2		36-289 / 55-203	7-16-0 / 18-23-0	82 / 242	52-371 / 78-445	123 / 24	4 / 0
OLE MISS	34 - 37	23 / 25	12 / 7	10 / 18	1 / 0		45-219 / 26-91	20-25-0 / 31-41-0	236 / 382	70-455 / 67-473	95 / 45	0 / 0
Vanderbilt	44 - 21	21 / 21	10 / 3	8 / 15	3 / 3		47-232 / 20-60	13-17-0 / 30-43-4	195 / 308	64-427 / 63-368	161 / 109	1 / 4
#7 Georgia	13 - 42	17 / 25	10 / 17	5 / 7	2 / 1		37-124 / 44-381	12-23-1 / 9-14-1	138 / 123	60-262 / 58-504	83 / 81	1 / 1
Totals	292 - 299	205 / 237	89 / 95	94 / 129	22 / 13		423-1809 / 367-1600	167-272-5 / 250-385-11	2063 / 2946	695-3872 / 752-4546	1013 / 840	13 / 18

Opponent	3rd Down Conversions	4th Down Conversions	Time of Possession	TOP Margin	Avg Yds/Rush	Avg Yds/Pass	Avg Yds/Play	Punting Number-Avg	Penalties Number-Yards	Sacks
Southern Miss	3-13 / 4-17	0-0 / 2-4	29:01 / 30:59	-1:58	2.2 / 1.4	8.8 / 7.7	4.6 / 4.7	9-42.0 / 6-34.5	8-60 / 8-69	2 / 1
EASTERN KENTUCKY	6-13 / 6-14	0-1 / 1-1	31:28 / 28:32	2:56	5.3 / 3.1	9.5 / 6.0	6.9 / 5.0	4-38.8 / 5-41.0	6-60 / 11-90	1 / 3
South Carolina	9-16 / 3-12	0-0 / 1-3	36:49 / 23:11	13:38	3.9 / 2.7	6.5 / 8.2	4.8 / 6.3	4-44.5 / 3-40.7	4-10 / 7-45	2 / 1
FLORIDA	1-10 / 5-14	1-1 / 3-4	29:55 / 30:05	-0:10	3.8 / 5.2	8.1 / 7.7	5.8 / 6.3	5-40.6 / 5-52.2	7-55 / 8-72	1 / 4
EASTERN MICHIGAN	7-17 / 4-15	0-0 / 1-1	30:05 / 29:55	0:10	1.4 / 0.5	6.5 / 6.4	3.6 / 4.2	8-47.2 / 9-38.0	5-40 / 5-50	5 / 5
MISSOURI	8-17 / 8-17	2-2 / 1-1	36:09 / 23:51	12:18	4.8 / 6.5	8.1 / 8.3	6.4 / 7.5	3-36.7 / 2-51.0	6-34 / 7-55	1 / 1
Mississippi State	6-14 / 12-18	0-1 / 2-3	25:11 / 34:49	-9:38	4.0 / 5.9	4.8 / 5.9	4.4 / 5.9	7-45.1 / 2-37.5	4-41 / 5-55	0 / 3
TENNESSEE	3-7 / 6-16	0-0 / 1-1	21:35 / 38:25	-16:50	8.0 / 3.7	5.1 / 10.5	7.1 / 5.7	4-41.5 / 3-37.0	4-44 / 9-54	7 / 0
OLE MISS	7-13 / 6-13	0-0 / 1-1	36:20 / 23:40	12:40	4.9 / 3.5	9.4 / 9.3	6.5 / 7.1	4-42.0 / 3-44.3	4-40 / 7-65	3 / 4
Vanderbilt	5-12 / 5-13	0-0 / 2-3	33:29 / 26:31	6:58	4.9 / 3.0	11.5 / 7.2	6.7 / 5.8	3-38.7 / 4-45.2	9-61 / 4-48	5 / 1
#7 Georgia	4-13 / 4-8	1-2 / 0-0	29:40 / 30:20	-0:40	3.4 / 8.7	6.0 / 8.8	4.4 / 8.7	5-42.2 / 2-48.0	2-30 / 7-59	1 / 3
Totals	59-145 / 63-157	4-7 / 15-22	339:42 / 320:18	19:24	4.3 / 4.4	7.6 / 7.7	5.6 / 6.0	56-42.5 / 44-41.7	59-475 / 78-662	28 / 26

Note: Game totals are displayed in the format TEAM/OPPONENT for each category

The Automated ScoreBook
Kentucky Team Game-by-Game (as of Nov 18, 2017)
All games

TEAM STATISTICS

Date	Opponent	Rushing				Receiving				Passing				Kick Returns				Punt Returns				tot off
		no.	yds	td	lg	no.	yds	td	lg	cmp-att-int	yds	td	lg	no.	yds	td	lg	no.	yds	td	lg	
Sep 2	at Southern Miss	35	78	1	10	11	176	1	59	11-20-0	176	1	59	3	78	0	46	0	0	0	0	254
Sep 09	EASTERN KENTUCKY	39	207	2	26	16	229	1	43	16-24-0	229	1	43	3	73	0	30	1	-1	0	0	436
Sep 16	at South Carolina	47	184	2	54	16	169	0	20	16-26-1	169	0	20	1	16	0	16	0	0	0	0	353
Sep 23	FLORIDA	32	120	0	30	18	220	3	27	18-27-0	220	3	27	0	0	0	0	3	87	0	52	340
Sep 30	EASTERN MICHIGAN	37	53	1	12	18	175	2	22	18-27-0	175	2	22	1	26	0	26	1	18	0	0	228
Oct 07	MISSOURI	39	188	2	71	22	298	2	64	22-37-1	298	2	64	3	79	0	35	0	0	0	0	486
Oct 21	at Mississippi State	29	115	1	23	14	145	0	28	14-30-2	145	0	28	6	127	0	33	0	0	0	0	260
Oct 28	TENNESSEE	36	289	4	48	7	82	0	36	7-16-0	82	0	36	5	123	0	33	0	0	0	0	371
Nov 04	OLE MISS	45	219	3	22	20	236	1	46	20-25-0	236	1	46	7	95	0	26	0	0	0	0	455
Nov 11	at Vanderbilt	47	232	5	38	13	195	0	35	13-17-0	195	0	35	2	113	0	93	1	0	0	0	427
Nov 18 20	at #7 Georgia	37	124	1	12	12	138	0	45	12-23-1	138	0	45	3	69	0	29	0	0	0	0	262
Opponents		423	1809	22	71	167	2063	10	64	167-272-5	2063	10	64	34	799	0	93	6	104	0	52	3872
Opponents		367	1600	18	55	250	2946	19	75	250-385-11	2946	19	75	32	643	0	53	16	91	0	20	4546

Games: 11 • Avg/rush: 4.3 • Avg/catch: 12.4 • Pass effic: 133.56 • KR avg: 23.5 • PR avg: 17.3 • All purpose avg/game: 442.3 • Total offense avg/gm: 352.0

Date	Opponent	Tackles				Sacks		Fumble		Pass Defense			blkd		PAT Attempts			off		
		ua	a	total	tfl-yds	no-yds	ff	fr-yds	int-yds	qbh	brup	kick	kick	rush	rcv	saf	t/o	pts		
Sep 2	at Southern Miss	35	42	77	8.0-34	2.0-17	4	3-20	0-0	2	2	0	3-3	0	0	0	14	24		
Sep 09	EASTERN KENTUCKY	34	32	66	3.0-20	1.0-15	1	1-0	1-0	1	3	1	3-3	0	0	0	3	27		
Sep 16	at South Carolina	33	34	67	3.0-7	2.0-6	0	0-0	2-4	1	5	0	2-2	0	0	0	0	23		
Sep 23	FLORIDA	39	22	61	4.0-9	1.0-2	0	0-0	1-21	1	4	0	3-3	0	0	0	0	27		
Sep 30	EASTERN MICHIGAN	39	26	65	7.0-44	5.0-41	1	1-0	2-3	3	6	1	3-3	0	0	0	3	24		
Oct 07	MISSOURI	44	20	64	2.0-8	1.0-7	2	2-0	0-0	2	5	1	4-4	0	0	0	14	40		
Oct 21	at Mississippi State	31	52	83	3.0-4	0.0-0	0	0-0	0-0	1	4	0	1-1	0	0	0	0	7		
Oct 28	TENNESSEE	52	36	88	12.0-69	7.0-60	0	0-0	0-0	1	1	0	3-3	0	1	0	0	29		
Nov 04	OLE MISS	38	26	64	7.0-30	3.0-23	0	0-0	0-0	1	2	0	4-4	0	0	0	0	34		
Nov 11	at Vanderbilt	44	6	50	6.0-33	5.0-30	1	0-0	4-48	4	2	0	5-5	0	0	0	6	44		
Nov 18	at #7 Georgia	33	22	55	1.0-3	1.0-3	0	0-0	1-14	0	2	0	1-1	0	0	0	3	13		
Opponents		422	318	740	56.0-261	28.0-204	9	7-20	11-90	17	36	3	32-32	0	1	0	43	292		
Opponents		414	308	722	65.0-234	26.0-155	11	8-3	5-103	16	31	0	35-38	0	0	0	44	299		

Date	Opponent	Punting										Field Goals			Kickoffs				
		no.	yds	avg	long	blkd	tb	fc	50+	i20	md-att	long	blkd	no.	yds	avg	tb	ob	
Sep 2	at Southern Miss	9	378	42.0	50	0	1	3	1	5	1-1	41	0	5	322	64.4	3	0	
Sep 09	EASTERN KENTUCKY	4	155	38.8	47	0	0	0	0	1	2-3	39	0	6	352	58.7	1	0	
Sep 16	at South Carolina	4	178	44.5	54	0	0	1	1	1	3-3	44	0	6	287	47.8	0	0	
Sep 23	FLORIDA	5	203	40.6	53	0	1	1	1	2	2-4	50	0	6	390	65.0	4	0	
Sep 30	EASTERN MICHIGAN	8	378	47.2	71	0	0	2	1	3	1-3	39	0	5	322	64.4	3	0	
Oct 07	MISSOURI	3	110	36.7	44	0	0	2	0	0	4-4	53	0	9	576	64.0	5	0	
Oct 21	at Mississippi State	7	316	45.1	67	0	0	4	1	3	0-0	0	0	2	120	60.0	1	0	
Oct 28	TENNESSEE	4	166	41.5	47	0	0	1	0	1	0-0	0	0	5	272	54.4	2	0	
Nov 04	OLE MISS	4	168	42.0	46	0	0	3	0	1	2-2	36	0	7	396	56.6	4	0	
Nov 11	at Vanderbilt	3	116	38.7	45	0	0	0	0	3	3-3	42	0	8	497	62.1	3	0	
Nov 18	at #7 Georgia	5	211	42.2	46	0	1	2	0	2	2-2	37	0	4	255	63.8	2	0	
Opponents		56	2379	42.5	71	0	3	19	5	22	20-25	53	0	63	3789	60.1	28	0	
Opponents		44	1835	41.7	66	1	3	17	11	13	12-19	49	1	60	3772	62.9	24	2	

The Automated ScoreBook
Kentucky Opponent Game-by-Game (as of Nov 18, 2017)
All games

OPPONENT STATISTICS

Date	Opponent	Rushing				Receiving				Passing				Kick Returns				Punt Returns				tot off
		no.	yds	td	lg	no.	yds	td	lg	cmp-att-int	yds	td	lg	no.	yds	td	lg	no.	yds	td	lg	
Sept 2	at Southern Miss	38	55	0	10	22	309	2	47	22-40-0	309	2	47	2	35	0	25	1	7	0	7	364
Sep 09	EASTERN KENTUCKY	20	62	1	11	31	256	1	24	31-43-1	256	1	24	4	141	0	53	1	-1	0	0	318
Sep 16	at South Carolina	20	54	0	11	24	304	2	68	24-37-2	304	2	68	6	53	0	21	2	14	0	12	358
Sep 23	FLORIDA	36	186	2	36	17	209	2	50	17-27-1	209	2	50	2	34	0	20	1	5	0	5	395
Sep 30	EASTERN MICHIGAN	27	13	1	9	27	299	2	43	27-47-2	299	2	43	2	29	0	17	5	15	0	15	312
Oct 07	MISSOURI	33	213	1	27	22	355	3	75	22-43-0	355	3	75	4	100	0	35	0	0	0	0	568
Oct 21	at Mississippi State	48	282	4	40	19	159	1	21	19-27-0	159	1	21	1	33	0	33	1	10	0	10	441
Oct 28	TENNESSEE	55	203	2	29	18	242	0	48	18-23-0	242	0	48	3	26	0	13	2	-2	0	2	445
Nov 04	OLE MISS	26	91	0	20	31	382	4	58	31-41-0	382	4	58	1	26	0	26	1	19	0	19	473
Nov 11	at Vanderbilt	20	60	2	37	30	308	1	27	30-43-4	308	1	27	5	105	0	29	1	4	0	4	368
Nov 18 20	at #7 Georgia	44	381	5	55	9	123	1	27	9-14-1	123	1	27	2	61	0	35	1	20	0	20	504
Kentucky		367	1600	18	55	250	2946	19	75	250-385-11	2946	19	75	32	643	0	53	16	91	0	20	4546
Kentucky		423	1809	22	71	167	2063	10	64	167-272-5	2063	10	64	34	799	0	93	6	104	0	52	3872

Games: 11 • Avg/rush: 4.4 • Avg/catch: 11.8 • Pass effic: 139.78 • KR avg: 20.1 • PR avg: 5.7 • All purpose avg/game: 489.4 • Total offense avg/gm: 413.3

Date	Opponent	Tackles				Sacks no-yds	Fumble		Pass Defense			blkd kick	PAT Attempts			off				
		ua	a	total	tfl-yds		ff	fr-yds	int-yds	qbh	brup		kick	rush	rcv	saf	t/o	pts		
Sept 2	at Southern Miss	29	30	59	5.0-13	1.0-8	1	1-0	0-0	0	3	0	2-2	0	0	0	0	0	0	17
Sep 09	EASTERN KENTUCKY	37	36	73	8.0-33	3.0-20	0	0-0	0-0	0	4	0	1-2	0	0	0	0	0	0	16
Sep 16	at South Carolina	44	30	74	4.0-18	1.0-12	0	1-0	1-17	2	1	0	1-2	0	0	0	0	0	0	13
Sep 23	FLORIDA	30	36	66	7.0-28	4.0-17	0	0-0	0-0	1	3	0	4-4	0	0	0	0	0	0	28
Sep 30	EASTERN MICHIGAN	44	14	58	10.0-45	5.0-36	1	1-3	0-0	3	3	0	2-3	0	0	0	0	7	20	
Oct 07	MISSOURI	50	14	64	6.0-14	1.0-6	0	0-0	1-0	2	3	0	4-4	0	0	0	0	0	0	34
Oct 21	at Mississippi State	23	50	73	7.0-23	3.0-17	1	0-0	2-86	4	6	0	6-6	0	0	0	0	14	45	
Oct 28	TENNESSEE	35	14	49	2.0-4	0.0-0	4	4-0	0-0	2	2	0	2-2	0	0	0	0	9	26	
Nov 04	OLE MISS	51	16	67	6.0-25	4.0-22	0	0-0	0-0	0	1	0	4-4	0	0	0	0	0	37	
Nov 11	at Vanderbilt	40	30	70	7.0-18	1.0-4	3	1-0	0-0	2	3	0	3-3	0	0	0	0	7	21	
Nov 18	at #7 Georgia	31	38	69	3.0-13	3.0-13	1	0-0	1-0	0	2	0	6-6	0	0	0	0	7	42	
Kentucky		414	308	722	65.0-234	26.0-155	11	8-3	5-103	16	31	0	35-38	0	0	0	0	44	299	
Kentucky		422	318	740	56.0-261	28.0-204	9	7-20	11-90	17	36	3	32-32	0	1	0	0	43	292	

Date	Opponent	Punting										Field Goals			Kickoffs				
		no.	yds	avg	long	blkd	tb	fc	50+	i20	md-att	long	blkd	no.	yds	avg	tb	ob	
Sept 2	at Southern Miss	6	207	34.5	44	0	0	3	0	1	1-1	22	0	4	234	58.5	1	0	
Sep 09	EASTERN KENTUCKY	5	205	41.0	55	0	1	2	2	1	1-1	31	0	4	248	62.0	1	0	
Sep 16	at South Carolina	3	122	40.7	53	0	0	2	1	1	0-3	0	0	3	191	63.7	2	0	
Sep 23	FLORIDA	5	261	52.2	61	0	0	0	3	1	0-0	0	0	5	314	62.8	4	1	
Sep 30	EASTERN MICHIGAN	9	342	38.0	66	1	2	1	2	2	0-0	0	0	3	195	65.0	2	0	
Oct 07	MISSOURI	2	102	51.0	52	0	0	1	2	2	2-4	27	1	7	435	62.1	3	1	
Oct 21	at Mississippi State	2	75	37.5	38	0	0	1	0	1	1-1	31	0	8	508	63.5	2	0	
Oct 28	TENNESSEE	3	111	37.0	42	0	0	2	0	1	4-6	45	0	7	446	63.7	2	0	
Nov 04	OLE MISS	3	133	44.3	49	0	0	1	0	1	3-3	49	0	8	490	61.2	1	0	
Nov 11	at Vanderbilt	4	181	45.2	49	0	0	2	0	1	0-0	0	0	4	259	64.8	2	0	
Nov 18	at #7 Georgia	2	96	48.0	51	0	0	2	1	1	0-0	0	0	7	452	64.6	4	0	
Kentucky		44	1835	41.7	66	1	3	17	11	13	12-19	49	1	60	3772	62.9	24	2	
Kentucky		56	2379	42.5	71	0	3	19	5	22	20-25	53	0	63	3789	60.1	28	0	

The Automated ScoreBook
Kentucky Overall Individual Statistics (as of Nov 18, 2017)
All games

Rushing	gp-gs	att	gain	loss	net	avg	td	lg	avg/g
Benny Snell	11-11	227	1138	31	1107	4.9	16	71	100.6
Stephen Johnson	11-11	87	495	143	352	4.0	3	54	32.0
Sihem King	11-0	70	357	24	333	4.8	2	30	30.3
Asim Rose	6-0	13	38	6	32	2.5	0	9	5.3
Lynn Bowden Jr.	11-0	11	33	3	30	2.7	0	9	2.7
Garrett Johnson	11-11	2	12	0	12	6.0	0	11	1.1
Kash Daniel	11-0	1	6	0	6	6.0	0	6	0.5
Blake Bone	10-3	0	0	0	0	0.0	1	0	0.0
Drew Barker	3-0	4	8	21	-13	-3.2	0	5	-4.3
TEAM	6-0	8	0	50	-50	-6.2	0	0	-8.3
Total	11	423	2087	278	1809	4.3	22	71	164.5
Opponents	11	367	1877	277	1600	4.4	18	55	145.5

Passing	gp-gs	effic	comp-att-int	pct	yds	td	lg	avg/g
Stephen Johnson	11-11	134.02	162-261-4	62.1	1938	10	64	176.2
Drew Barker	3-0	119.30	2-4-0	50.0	33	0	28	11.0
Lynn Bowden Jr.	11-0	218.20	3-4-1	75.0	92	0	36	8.4
Benny Snell	11-11	0.00	0-2-0	0.0	0	0	0	0.0
TEAM	6-0	0.00	0-1-0	0.0	0	0	0	0.0
Total	11	133.56	167-272-5	61.4	2063	10	64	187.5
Opponents	11	139.78	250-385-11	64.9	2946	19	75	267.8

Receiving	gp-gs	no.	yds	avg	td	lg	avg/g
Garrett Johnson	11-11	46	500	10.9	2	64	45.5
Tavin Richardson	11-6	19	241	12.7	1	36	21.9
C.J. Conrad	11-10	16	286	17.9	4	59	26.0
Lynn Bowden Jr.	11-0	15	210	14.0	0	35	19.1
Blake Bone	10-3	13	234	18.0	2	45	23.4
Kayaune Ross	11-9	13	175	13.5	0	27	15.9
Charles Walker	10-4	12	134	11.2	0	27	13.4
Sihem King	11-0	11	69	6.3	0	24	6.3
Benny Snell	11-11	10	72	7.2	0	22	6.5
Isaiah Epps	11-0	4	55	13.8	0	28	5.0
Greg Hart	11-1	3	25	8.3	1	20	2.3
Josh Ali	8-0	2	20	10.0	0	14	2.5
Stephen Johnson	11-11	1	32	32.0	0	32	2.9
Justin Rigg	11-0	1	6	6.0	0	6	0.5
Clevan Thomas Jr.	8-0	1	4	4.0	0	4	0.5
Total	11	167	2063	12.4	10	64	187.5
Opponents	11	250	2946	11.8	19	75	267.8

Punt Returns	no.	yds	avg	td	lg
Charles Walker	5	86	17.2	0	52
Joshua Paschal	1	18	18.0	0	0
Total	6	104	17.3	0	52
Opponents	16	91	5.7	0	20

Interceptions	no.	yds	avg	td	lg
Mike Edwards	4	1	0.2	0	1
Derrick Baity	2	48	24.0	0	45
Kendall Randolph	1	3	3.0	0	3
Jordan Griffin	1	2	2.0	0	2
Darius West	1	21	21.0	0	21
Josh Allen	1	14	14.0	0	14
Denzil Ware	1	1	1.0	0	1
Total	11	90	8.2	0	45
Opponents	5	103	20.6	1	84

Kick Returns	no.	yds	avg	td	lg
Lynn Bowden Jr.	28	697	24.9	0	93
Sihem King	3	91	30.3	0	46
Zach Johnson	1	15	15.0	0	15
Benny Snell	1	-13	-13.0	0	0
Asim Rose	1	9	9.0	0	9
Total	34	799	23.5	0	93
Opponents	32	643	20.1	0	53

Fumble Returns	no.	yds	avg	td	lg
Denzil Ware	1	20	20.0	1	20
Total	1	20	20.0	1	20
Opponents	1	3	3.0	0	3

The Automated ScoreBook
Kentucky Overall Individual Statistics (as of Nov 18, 2017)
All games

Scoring	td	fg	PAT				dpx	saf	pts
			kick	rush	rcv	pass			
Benny Snell	16	-	-	-	1	-	-	98	
A. MacGinnis	-	20-25	32-32	-	-	-	-	92	
C.J. Conrad	4	-	-	-	-	-	-	24	
Blake Bone	3	-	-	-	-	-	-	18	
Stephen Johnson	3	-	-	-	-	1-1	-	18	
Sihiem King	2	-	-	-	-	-	-	12	
Garrett Johnson	2	-	-	-	-	-	-	12	
Greg Hart	1	-	-	-	-	-	-	6	
Tavin Richardson	1	-	-	-	-	-	-	6	
Denzil Ware	1	-	-	-	-	-	-	6	
Total	33	20-25	32-32	-	1	1-1	-	292	
Opponents	38	12-19	35-38	-	-	-	-	299	

Total Offense	g	plays	rush	pass	total	avg/g
Stephen Johnson	11	348	352	1938	2290	208.2
Benny Snell	11	229	1107	0	1107	100.6
Sihiem King	11	70	333	0	333	30.3
Lynn Bowden Jr.	11	15	30	92	122	11.1
Asim Rose	6	13	32	0	32	5.3
Drew Barker	3	8	-13	33	20	6.7
Garrett Johnson	11	2	12	0	12	1.1
Kash Daniel	11	1	6	0	6	0.5
TEAM	6	9	-50	0	-50	-8.3
Total	11	695	1809	2063	3872	352.0
Opponents	11	752	1600	2946	4546	413.3

Field Goals	fg	pct.	01-19	20-29	30-39	40-49	50-99	lg	blk
A. MacGinnis	20-25	80.0	0-0	4-4	9-9	5-7	2-5	53	0

FG Sequence	Kentucky	Opponents
Southern Miss	(41)	(22)
Eastern Kentucky	(39),48,(39)	(31)
South Carolina	(27),(44),(21)	52,54,42
Florida	48,(42),(50),57	-
Eastern Michigan	53,(39),53	-
Missouri	(21),(35),(53),(20)	38,(27),(25),45
Mississippi State	-	(31)
Tennessee	-	(30),(24),44,(30),(45),43
Ole Miss	(36),(34)	(33),(38),(49)
Vanderbilt	(42),(40),(39)	-
#7 Georgia	(37),(35)	-

Punting	no.	yds	avg	lg	tb	fc	i20	50+	blk
Matt Panton	53	2263	42.7	71	3	19	19	5	0
Miles Butler	3	116	38.7	45	0	0	3	0	0
Total	56	2379	42.5	71	3	19	22	5	0
Opponents	44	1835	41.7	66	3	17	13	11	1

Kickoffs	no.	yds	avg	tb	ob	retn	net	ydln
A. MacGinnis	63	3789	60.1	28	0			
Total	63	3789	60.1	28	0	20.1	38.8	26
Opponents	60	3772	62.9	24	2	23.5	39.5	25

Numbers in (parentheses) indicate field goal was made.

The Automated ScoreBook
Kentucky Overall Individual Statistics (as of Nov 18, 2017)
All games

<u>All Purpose</u>	<u>g</u>	<u>rush</u>	<u>rcv</u>	<u>pr</u>	<u>kr</u>	<u>ir</u>	<u>total</u>	<u>avg/g</u>
Benny Snell	11	1107	72	0	-13	0	1166	106.0
Lynn Bowden Jr.	11	30	210	0	697	0	937	85.2
Garrett Johnson	11	12	500	0	0	0	512	46.5
Sihiem King	11	333	69	0	91	0	493	44.8
Stephen Johnso	11	352	32	0	0	0	384	34.9
C.J. Conrad	11	0	286	0	0	0	286	26.0
Tavin Richardso	11	0	241	0	0	0	241	21.9
Blake Bone	10	0	234	0	0	0	234	23.4
Charles Walker	10	0	134	86	0	0	220	22.0
Kayaune Ross	11	0	175	0	0	0	175	15.9
Isaiah Epps	11	0	55	0	0	0	55	5.0
Derrick Baity	11	0	0	0	0	48	48	4.4
Asim Rose	6	32	0	0	9	0	41	6.8
Greg Hart	11	0	25	0	0	0	25	2.3
Darius West	11	0	0	0	0	21	21	1.9
Josh Ali	8	0	20	0	0	0	20	2.5
Joshua Paschal	11	0	0	18	0	0	18	1.6
Zach Johnson	6	0	0	0	15	0	15	2.5
Josh Allen	11	0	0	0	0	14	14	1.3
Kash Daniel	11	6	0	0	0	0	6	0.5
Justin Rigg	11	0	6	0	0	0	6	0.5
Clevan Thomas	8	0	4	0	0	0	4	0.5
Kendall Randolp	11	0	0	0	0	3	3	0.3
Jordan Griffin	11	0	0	0	0	2	2	0.2
Denzil Ware	11	0	0	0	0	1	1	0.1
Mike Edwards	11	0	0	0	0	1	1	0.1
Drew Barker	3	-13	0	0	0	0	-13	-4.3
TEAM	6	-50	0	0	0	0	-50	-8.3
Total	11	1809	2063	104	799	90	4865	442.3
Opponents	11	1600	2946	91	643	103	5383	489.4

The Automated ScoreBook
Kentucky Game Superlatives (as of Nov 18, 2017)
All games

INDIVIDUAL GAME HIGHS

Rushes	32	Benny Snell at South Carolina (Sep 16, 2017)
Yards Rushing	180	Benny Snell vs Tennessee (Oct 28, 2017)
TD Rushes	3	Benny Snell vs Tennessee (Oct 28, 2017)
	3	Benny Snell vs Ole Miss (Nov 04, 2017)
	3	Benny Snell at Vanderbilt (Nov 11, 2017)
Long Rush	71	Benny Snell vs Missouri (Oct 07, 2017)
Pass attempts	36	Stephen Johnson vs Missouri (Oct 07, 2017)
Pass completions	22	Stephen Johnson vs Missouri (Oct 07, 2017)
Yards Passing	298	Stephen Johnson vs Missouri (Oct 07, 2017)
TD Passes	3	Stephen Johnson vs Florida (Sep 23, 2017)
Long Pass	64	Stephen Johnson vs Missouri (Oct 07, 2017)
Receptions	8	Garrett Johnson vs Eastern Michigan (Sep 30, 2017)
Yards Receiving	111	Garrett Johnson vs Missouri (Oct 07, 2017)
TD Receptions	1	C.J. Conrad at Southern Miss (Sept 2, 2017)
	1	C.J. Conrad vs Eastern Kentucky (Sep 09, 2017)
	1	Blake Bone vs Florida (Sep 23, 2017)
	1	Garrett Johnson vs Florida (Sep 23, 2017)
	1	C.J. Conrad vs Florida (Sep 23, 2017)
	1	Greg Hart vs Eastern Michigan (Sep 30, 2017)
	1	Tavin Richardson vs Eastern Michigan (Sep 30, 2017)
	1	Blake Bone vs Missouri (Oct 07, 2017)
	1	Garrett Johnson vs Missouri (Oct 07, 2017)
	1	C.J. Conrad vs Ole Miss (Nov 04, 2017)
Long Reception	64	Garrett Johnson vs Missouri (Oct 07, 2017)
Field Goals	4	A. MacGinnis vs Missouri (Oct 07, 2017)
Long Field Goal	53	A. MacGinnis vs Missouri (Oct 07, 2017)
Punts	9	Matt Panton at Southern Miss (Sept 2, 2017)
Punting Avg	47.2	Matt Panton vs Eastern Michigan (Sep 30, 2017)
Long Punt	71	Matt Panton vs Eastern Michigan (Sep 30, 2017)
Punts inside 20	5	Matt Panton at Southern Miss (Sept 2, 2017)
Long Punt Return	52	Charles Walker vs Florida (Sep 23, 2017)
Long Kickoff Return	93	Lynn Bowden Jr. at Vanderbilt (Nov 11, 2017)
Tackles	13	Jordan Jones vs Tennessee (Oct 28, 2017)
Sacks	2.0	Denzil Ware at Vanderbilt (Nov 11, 2017)
Tackles For Loss	3.0	Jordan Jones vs Ole Miss (Nov 04, 2017)
Interceptions	1	Mike Edwards vs Eastern Kentucky (Sep 09, 2017)
	1	Mike Edwards at South Carolina (Sep 16, 2017)
	1	Derrick Baity at South Carolina (Sep 16, 2017)
	1	Darius West vs Florida (Sep 23, 2017)
	1	Kendall Randolph vs Eastern Michigan (Sep 30, 2017)
	1	Mike Edwards vs Eastern Michigan (Sep 30, 2017)
	1	Jordan Griffin at Vanderbilt (Nov 11, 2017)
	1	Mike Edwards at Vanderbilt (Nov 11, 2017)
	1	Derrick Baity at Vanderbilt (Nov 11, 2017)
	1	Denzil Ware at Vanderbilt (Nov 11, 2017)
	1	Josh Allen at #7 Georgia (Nov 18 2017)

The Automated ScoreBook
Kentucky Game Superlatives (as of Nov 18, 2017)
All games

TEAM GAME HIGHS

Rushes	47	at South Carolina (Sep 16, 2017)
	47	at Vanderbilt (Nov 11, 2017)
Yards Rushing	289	vs Tennessee (Oct 28, 2017)
Yards Per Rush	8.0	vs Tennessee (Oct 28, 2017)
TD Rushes	5	at Vanderbilt (Nov 11, 2017)
Pass attempts	37	vs Missouri (Oct 07, 2017)
Pass completions	22	vs Missouri (Oct 07, 2017)
Yards Passing	298	vs Missouri (Oct 07, 2017)
Yards Per Pass	11.5	at Vanderbilt (Nov 11, 2017)
TD Passes	3	vs Florida (Sep 23, 2017)
Total Plays	76	vs Missouri (Oct 07, 2017)
Total Offense	486	vs Missouri (Oct 07, 2017)
Yards Per Play	7.1	vs Tennessee (Oct 28, 2017)
Points	44	at Vanderbilt (Nov 11, 2017)
Sacks By	7	vs Tennessee (Oct 28, 2017)
First Downs	23	vs Ole Miss (Nov 04, 2017)
Penalties	9	at Vanderbilt (Nov 11, 2017)
Penalty Yards	61	at Vanderbilt (Nov 11, 2017)
Turnovers	4	vs Tennessee (Oct 28, 2017)
Interceptions By	4	at Vanderbilt (Nov 11, 2017)
Punts	9	at Southern Miss (Sept 2, 2017)
Punting Avg	47.2	vs Eastern Michigan (Sep 30, 2017)
Long Punt	71	vs Eastern Michigan (Sep 30, 2017)
Punts inside 20	5	at Southern Miss (Sept 2, 2017)
Long Punt Return	52	vs Florida (Sep 23, 2017)

The Automated ScoreBook
Kentucky Game Superlatives (as of Nov 18, 2017)
All games

OPPONENT INDIVIDUAL GAME HIGHS

Rushes	22	Chandler, T., vs Tennessee (Oct 28, 2017)
Yards Rushing	151	Nick Chubb, at #7 Georgia (Nov 18 2017)
TD Rushes	3	Sony Michel, at #7 Georgia (Nov 18 2017)
Long Rush	55	Nick Chubb, at #7 Georgia (Nov 18 2017)
Pass attempts	43	ROBACK, Brogan, vs Eastern Michigan (Sep 30, 2017)
	43	Kyle Shurmur, at Vanderbilt (Nov 11, 2017)
Pass completions	31	Jordan Ta'amu, vs Ole Miss (Nov 04, 2017)
Yards Passing	382	Jordan Ta'amu, vs Ole Miss (Nov 04, 2017)
TD Passes	4	Jordan Ta'amu, vs Ole Miss (Nov 04, 2017)
Long Pass	75	Lock, Drew, vs Missouri (Oct 07, 2017)
Receptions	10	MARKUSH, Ryan, vs Eastern Kentucky (Sep 09, 2017)
Yards Receiving	129	Hall, Emanuel, vs Missouri (Oct 07, 2017)
TD Receptions	2	ROBERTSON, K., at Southern Miss (Sept 2, 2017)
	2	D.K. Metcalf, vs Ole Miss (Nov 04, 2017)
Long Reception	75	Johnson, Johnat, vs Missouri (Oct 07, 2017)
Field Goals	4	Cimaglia, B., vs Tennessee (Oct 28, 2017)
Long Field Goal	49	Gary Wunderlich, vs Ole Miss (Nov 04, 2017)
Punts	6	JULIEN, Jake, vs Eastern Michigan (Sep 30, 2017)
Punting Avg	52.2	Townsend,J., vs Florida (Sep 23, 2017)
Long Punt	66	TEAM, vs Eastern Michigan (Sep 30, 2017)
Punts inside 20	2	Fatony, Corey, vs Missouri (Oct 07, 2017)
Long Punt Return	20	Mecole Hardman, at #7 Georgia (Nov 18 2017)
Long Kickoff Return	53	SCOTT, LJ, vs Eastern Kentucky (Sep 09, 2017)
Tackles	15	GRACE, Kobie, vs Eastern Kentucky (Sep 09, 2017)
Sacks	2.0	HARRIS, J., vs Eastern Michigan (Sep 30, 2017)
	2.0	CROSBY, Maxx, vs Eastern Michigan (Sep 30, 2017)
	2.0	Josiah Coatney, vs Ole Miss (Nov 04, 2017)
Tackles For Loss	3.5	HARRIS, J., vs Eastern Michigan (Sep 30, 2017)
Interceptions	1	Skai Moore, at South Carolina (Sep 16, 2017)
	1	Garrett, Cale, vs Missouri (Oct 07, 2017)
	1	Green,Gerri, at Mississippi State (Oct 21, 2017)
	1	Hoyett,Braxton, at Mississippi State (Oct 21, 2017)
	1	Aaron Davis, at #7 Georgia (Nov 18 2017)

The Automated ScoreBook
Kentucky Game Superlatives (as of Nov 18, 2017)
All games

OPPONENT TEAM GAME HIGHS

Rushes	55	vs Tennessee (Oct 28, 2017)
Yards Rushing	381	at #7 Georgia (Nov 18 2017)
Yards Per Rush	8.7	at #7 Georgia (Nov 18 2017)
TD Rushes	5	at #7 Georgia (Nov 18 2017)
Pass attempts	47	vs Eastern Michigan (Sep 30, 2017)
Pass completions	31	vs Eastern Kentucky (Sep 09, 2017)
	31	vs Ole Miss (Nov 04, 2017)
Yards Passing	382	vs Ole Miss (Nov 04, 2017)
Yards Per Pass	10.5	vs Tennessee (Oct 28, 2017)
TD Passes	4	vs Ole Miss (Nov 04, 2017)
Total Plays	78	at Southern Miss (Sept 2, 2017)
	78	vs Tennessee (Oct 28, 2017)
Total Offense	568	vs Missouri (Oct 07, 2017)
Yards Per Play	8.7	at #7 Georgia (Nov 18 2017)
Points	45	at Mississippi State (Oct 21, 2017)
Sacks By	5	vs Eastern Michigan (Sep 30, 2017)
First Downs	27	vs Tennessee (Oct 28, 2017)
Penalties	11	vs Eastern Kentucky (Sep 09, 2017)
Penalty Yards	90	vs Eastern Kentucky (Sep 09, 2017)
Turnovers	4	at Vanderbilt (Nov 11, 2017)
Interceptions By	2	at Mississippi State (Oct 21, 2017)
Punts	9	vs Eastern Michigan (Sep 30, 2017)
Punting Avg	52.2	vs Florida (Sep 23, 2017)
Long Punt	66	vs Eastern Michigan (Sep 30, 2017)
Punts inside 20	2	vs Eastern Michigan (Sep 30, 2017)
	2	vs Missouri (Oct 07, 2017)
Long Punt Return	20	at #7 Georgia (Nov 18 2017)