

# KENTUCKY

2017-18 WILDCATS

**Fort Wayne (3-1, 0-0) at #8/8 KENTUCKY (4-1, 0-0)**  
 Wednesday, Nov. 22 • 8 p.m. ET • Rupp Arena (23,000) • Lexington, Ky.  
 #FWvsUK • @KentuckyMBB

**SCHEDULE**  
**OVERALL: 4-1 | SEC: 0-0**  
 Home: 4-0 | Away: 0-0 | Neutral: 0-1

## Starters Last Game



**0**  
**Quade Green**  
 6-0 • 180 • Guard  
 Philadelphia | Neumann-Goretti  
 Posted a UK season-high 21 points in win over ETSU | Averaging 11.8 points and 2.6 assists per game | Four-time high school state champion



**3**  
**Hamidou Diallo**  
 6-5 • 198 • Guard  
 Queens, N.Y. | Putnam Science Academy  
 Averaging 12.6 points and 5.0 rebounds a game | Dishing out 2.2 assists a game | Preseason watch list for Wooden, Naismith and Oscar Robertson Trophy awards



**4**  
**Nick Richards**  
 6-11 • 240 • Forward  
 Kingston, Jamaica | The Patrick School  
 Posted eight points and eight boards in 12 minutes of the win over Troy | 2017 Mr. New Jersey Basketball | Kareem Abdul-Jabbar preseason watch list



**5**  
**Kevin Knox**  
 6-9 • 215 • Forward  
 Tampa, Fla. | Tampa Catholic  
 Averaging team highs in points (15.4) and rebounds (7.2) | Scored 20 vs. Kansas | Preseason watch list for Wooden, Naismith and Oscar Robertson Trophy awards



**25**  
**PJ Washington**  
 6-7 • 236 • Forward  
 Dallas | Findlay Prep  
 Had a double-double of 17 points and 10 boards vs. Vermont | Averaging 8.0 points and 6.2 rebounds a game | Karl Malone preseason watch list

## Need to Know

- Kentucky was picked to win the SEC regular-season title by the league's media members
- Hamidou Diallo and Kevin Knox are on the preseason watch lists for the three major national player of the year awards: the Naismith Trophy, the John R. Wooden Award and the Oscar Robertson Trophy
- Calipari is two victories shy of 700 on-court wins after defeating Troy
- Kentucky's freshman class is the No. 1 ranked recruiting class, and the Recruiting Services Consensus Index pegs it the best ever
- The Wildcats returned just 7.4 percent of their scoring and 23.4 percent of their rebounding from 2016-17
- Kentucky is 218-4 all-time under Calipari when holding a double-figure lead at some point in the game
- This Kentucky team is considered the least experienced team in the history of Ken Pomeroy's experience rankings

## Last Time Out

- Kentucky broke open an 8-8 tie with an 8-0 run to take a 16-8 advantage it would not relinquish en route to a 70-62 win over Troy on Monday
- Kevin Knox reached double-figure scoring for the fifth time this season with a game-high 17 points
- Hamidou Diallo hauled in a career-high 10 rebounds. UK posted a plus-23 margin on the glass
- Wenyen Gabriel had an efficient game with a season-high 12 points to couple with six rebounds and a pair of blocks
- UK limited Troy to just 4 of 27 on 3-point shots, 14.8 percent. Through five games, UK opponents are averaging 26.6 3-point attempts per game. The school record for most 3-point attempts by opponents is 22.5 per game in 2006-07
- Quade Green scored 13 points and Nick Richards had eight points and eight rebounds in 12 minutes

## The Basics

**Series Breakdown**  
 Overall - 0-0  
 In Lexington, Ky. - 0-0  
 Calipari vs. Fort Wayne - 0-0  
 Coffman vs. UK - 0-0  
 Current UK Streak - N/A

**John Calipari**  
 Overall Record: 656-192  
 Record at UK: 253-54  
 Overall Seasons: 26th  
 At UK: Ninth

**Jon Coffman**  
 Overall Record: 63-39  
 Record at FW: 63-39  
 Overall Seasons: Fourth  
 At Fort Wayne: Fourth

## By the Numbers

**2,241** UK all-time wins, NCAA leader

**92.6** Percent of scoring the Wildcats must replace

**19.43** Average age of UK's roster

**2** Victories Calipari needs for 700 on-court wins

## Tale of the Tape

UK	STAT	FW
71.0	Points PG	84.3
64.0	Opp. Points PG	66.5
41.2	Rebounds PG	41.3
15.2	Assists PG	17.5
6.4	Blocks PG	3.0
6.0	Steals PG	9.0
.456	FG Pct.	.434
.371	3-Pt FG Pct.	.385
.627	FT Pct.	.701
.376	Opp. FG Pct.	.397
.263	Opp. 3-Pt FG Pct.	.301

## LEADERS

**Points Per Game**  
 UK - Kevin Knox (15.4)  
 Fort Wayne - Bryson Scott (22.0)

**Rebounds Per Game**  
 UK - Kevin Knox (7.2)  
 Fort Wayne - John Konchar (11.5)

**Assists Per Game**  
 UK - Shai Gilgeous-Alexander (3.6)  
 Fort Wayne - Bryson Scott (4.3)

**Steals Per Game**  
 UK - Shai Gilgeous-Alexander (2.4)  
 Fort Wayne - John Konchar (3.3)

**Blocks Per Game**  
 UK - Sacha Killeya-Jones (1.6)  
 Fort Wayne - Dylan Carl (1.0)

**3-Pointers**  
 UK - Kevin Knox (10)  
 Fort Wayne - Kason Harrell (11)

**Field-Goal Percentage**  
 UK - PJ Washington (.533)  
 Fort Wayne - Dylan Carl (.579)

**Free-Throw Percentage**  
 UK - Shai Gilgeous-Alexander (1.000)  
 Fort Wayne - Matt Weir (1.000)

**3-Point Field-Goal Percentage**  
 UK - Knox/Green (.417)  
 Fort Wayne - Matt Weir (.500)

**October**

Fri. 27	^THOMAS MORE	SEC	W, 103-61
Mon. 30	^MOREHEAD STATE <sup>1</sup>	-	W, 92-67

**November**

Fri. 3	^CENTRE COLLEGE	SEC	W, 106-63
Fri. 10	UTAH VALLEY	SEC	W, 73-63
Sun. 12	VERMONT	ESPN	W, 73-69
Tues. 14	#4/3 Kansas <sup>2</sup>	ESPN	L, 65-61
Fri. 17	ETSU <sup>3</sup>	SEC	W, 78-61
Mon. 20	TROY <sup>3</sup>	SEC	W, 70-62
Wed. 22	FORT WAYNE <sup>3</sup>	SEC	8 p.m.
Sun. 26	UIC <sup>3</sup>	SEC	6 p.m.

**December**

Sat. 2	HARVARD	ESPN	3:30 p.m.
Sat. 9	Monmouth <sup>4</sup>	ESPN	Noon
Sat. 16	VIRGINIA TECH	ESPN2	2 p.m.
Sat. 23	UCLA <sup>5</sup>	CBS	4 p.m.
Fri. 29	LOUISVILLE	CBS	1 p.m.
Sun. 31	GEORGIA*	ESPN	6 p.m.

**January**

Wed. 3	at LSU*	SEC	8:30 p.m.
Sat. 6	at Tennessee*	SEC	9 p.m.
Tue. 9	TEXAS A&M*	ESPN	7 p.m.
Sat. 13	at Vanderbilt*	ESPN	4 p.m.
Tue. 16	at South Carolina*	ESPN	9 p.m.
Sat. 20	FLORIDA*	ESPN	8:15 p.m.
Tue. 23	MISSISSIPPI STATE*	ESPN	9 p.m.
Sat. 27	at West Virginia <sup>6</sup>	ESPN	4:30/7 p.m.
Tue. 30	VANDERBILT*	ESPN	9 p.m.

**February**

Sat. 3	at Missouri*	CBS	2 p.m.
Tue. 6	TENNESSEE*	ESPN	7 p.m.
Sat. 10	at Texas A&M*	ESPN/2	4/6/8 p.m.
Wed. 14	at Auburn*	ESPN2	9 p.m.
Sat. 17	ALABAMA*	CBS	2 p.m.
Tue. 20	at Arkansas*	ESPN	9 p.m.
Sat. 24	MISSOURI*	ESPN/2	6/8 p.m.
Wed. 28	OLE MISS*	ESPN2	7 p.m.

**March**

Sat. 3	at Florida*	CBS	Noon
7-11 <sup>7</sup>	SEC Tournament	SEC/ESPN	TBA

All times Eastern | \*SEC conference game | HOME GAMES IN CAPS  
<sup>1</sup>Exhibition | <sup>2</sup>Kentucky Cares Classic (Rupp Arena | Lexington, Ky.) |  
<sup>3</sup>Champions Classic (United Center | Chicago) | <sup>4</sup>Adolph Rupp Classic (Rupp Arena | Lexington, Ky.) | <sup>5</sup>Citi Hoops Classic (Madison Square Garden | New York) | <sup>6</sup>CBS Sports Classic (Smoothie King Arena | New Orleans) | <sup>7</sup>SEC/Big 12 Challenge (WVU Coliseum | Morgantown, W.Va.) | <sup>8</sup>SEC Tournament (Scotttrade Center | St. Louis)

## Broadcast Information

**SEC NETWORK** **UK SPORTS NETWORK**

Richard Cross, play-by-play  
 Dane Bradshaw, analyst  
 Stormy Buonantony, sideline

Tom Leach, play-by-play  
 Mike Pratt, analyst

**SATELLITE RADIO**

Sirius channel 134, | XM channel 381 | Internet channel N/A



# TV CHART



**0 GUARD**

**Quade Green**  
6-0 | 180 | Freshman  
Philadelphia | Neumann-Goretti  
@Q\_Green1  
@q\_boogi



**1 FORWARD**

**Sacha Killeya-Jones**  
6-10 | 221 | Sophomore  
Chapel Hill, N.C. | Virginia Episcopal  
@The\_SKJ  
@the\_skj



**2 FORWARD**

**Jarred Vanderbilt**  
6-9 | 214 | Freshman  
Houston | Victory Prep  
@JVando\_  
@jvando\_



**3 GUARD**

**Hamidou Diallo**  
6-5 | 198 | RS-Freshman  
Queens, N.Y. | Putnam Science Acad.  
@Diallo1Hamidou  
@hami.diallo



**4 FORWARD**

**Nick Richards**  
6-11 | 240 | Freshman  
Kingston, Jamaica | The Patrick School  
@iamnickrichards  
@nickrichards\_



**5 FORWARD**

**Kevin Knox**  
6-9 | 215 | Freshman  
Tampa, Fla. | Tampa Catholic  
@kevin\_knox23  
@kknox\_23




**10 GUARD**

**Jonny David**  
6-2 | 183 | Junior  
Pittsburgh | Mt. Lebanon  
@JDavid010  
@jdavid010



**12 GUARD**

**Brad Calipari**  
6-0 | 176 | Sophomore  
Franklin Lakes, N.J. | MacDuffie School  
@bradcalipari  
@bradcalipari



**13 GUARD**

**Jemarl Baker**  
6-4 | 182 | Freshman  
Menifee, Calif. | Eleanor Roosevelt  
@jeyb3  
@jeyb3



**14 FORWARD**

**Tai Wynyard**  
6-10 | 250 | RS-Sophomore  
Auckland, New Zealand | Rangitoto College  
@WynyardTai  
@taiwynyard




**22 GUARD**

**Shai Gilgeous-Alexander**  
6-6 | 180 | Freshman  
Hamilton, Canada | Hamilton Heights  
@shaigalex  
@sav\_shai2



**25 FORWARD**

**PJ Washington**  
6-7 | 236 | Freshman  
Dallas | Findlay Prep  
@pjwashington\_25  
@pj\_washington



**30 GUARD**

**Dillon Pulliam**  
6-3 | 195 | RS-Junior  
Cynthiana, Ky. | Transylvania Univ.  
@dillonpulliam30  
@dillon\_pulliam



**32 FORWARD**

**Wenyen Gabriel**  
6-9 | 205 | Sophomore  
Manchester, N.H. | Wilbraham & Monson Acad.  
@WenyenGabriel  
@wenyengabriel



**JOHN CALIPARI**

**Head Coach**  
Ninth season at UK  
@UKCoachCalipari  
@UKCoachCalipari



**KENNY PAYNE**

**Assoc. Head Coach**  
Eighth season at UK  
Fourth season as associate HC




**TONY BARBEE**

**Assistant Coach**  
Fourth season at UK  
Third season as assistant



**JOEL JUSTUS**

**Assistant Coach**  
Fourth season at UK  
Second season as assistant



**JOHN ROBIC**

**Special Assistant**  
Ninth season at UK  
Second season as special asst.

Pronunciation Guide	
JEMARL Baker	(Jamal)
HAMIDOU DIALLO (HA-muh-dew)	(dee-AH-low)
Brad/John CALIPARI	(cal-uh-PEAR-ee)
WENYEN Gabriel	(WHEN-yen)
SHAI GILGEOUS-Alexander	(shay) (GILL-juss)
QUADE Green	(KWAH-day)
SACHA KILLEYA-Jones	(SAH-shuh) (kuh-LEE-uh)
TAI WYNYARD	(tie) (WIN-yard)

Roster							
ALPHABETICAL	NO.	NAME	POS.	HT.	WT.	CL.	HOMETOWN (PREVIOUS SCHOOL)
	13	Jemarl Baker	G	6-4	182	Fr.	Menifee, Calif. (Eleanor Roosevelt)
	12	Brad Calipari	G	6-0	176	So.	Franklin Lakes, N.J. (MacDuffie School)
	10	Jonny David	G	6-2	183	Jr.	Pittsburgh (Mt. Lebanon)
	3	Hamidou Diallo	G	6-5	198	RS Fr.	Queens, N.Y. (Putnam Science Academy)
	32	Wenyen Gabriel	F	6-9	205	So.	Manchester, N.H. (Wilbraham & Monson Academy)
	22	Shai Gilgeous-Alexander	G	6-6	180	Fr.	Hamilton, Canada (Hamilton Heights)
	0	Quade Green	G	6-0	180	Fr.	Philadelphia (Neumann-Goretti)
	1	Sacha Killeya-Jones	F	6-10	221	So.	Chapel Hill, N.C. (Virginia Episcopal)
	5	Kevin Knox	F	6-9	215	Fr.	Tampa, Fla. (Tampa Catholic)
	30	Dillon Pulliam	G	6-3	195	RS Jr.	Cynthiana, Ky. (Transylvania University)
	4	Nick Richards	F	6-11	240	Fr.	Kingston, Jamaica (The Patrick School)
	2	Jarred Vanderbilt	F	6-9	214	Fr.	Houston (Victory Prep Academy)
	25	PJ Washington	F	6-7	236	Fr.	Dallas (Findlay Prep)
	14	Tai Wynyard	F	6-10	250	RS So.	Auckland, New Zealand (Rangitoto College)
<b>Head Coach:</b> John Calipari (Clarion, 1982)							
<b>Associate Head Coach:</b> Kenny Payne (Louisville, 2003)							
<b>Assistant Coaches:</b> Tony Barbee (UMass, 1993)							
Joel Justus (UNC Wilmington, 2004)							
<b>Special Asst. to the Head Coach:</b> John Robic (Denison, 1986)							
<b>Assoc. AD/Basketball Operations:</b> Chris Woolard (UCLA, 1997)							
<b>Director of Basketball Admin.:</b> Will Barton (Kentucky, 2013)							
<b>Strength Coach:</b> Robert Harris (Kentucky State, 2009)							
<b>Athletic Trainer:</b> Chris Simmons (Memphis, 2002)							
<b>Equipment Manager:</b> Mark Evans (Kentucky, 2013)							





# POLLS, STATS, MEDIA INFO

## Weekly Media Schedule

22 Wed	23 Thurs	24 Fri	25 Sat	26 Sun	27 Mon	28 Tues
vs. Fort Wayne 8 p.m.   SEC Network	Player off day Happy Thanksgiving!	Practice: 2:30 p.m. No media opportunity	Practice: 2:30 p.m. No media opportunity	vs. UIC 6 p.m.   SEC Network	Player off day No media opportunity	Practice: 2:30 p.m. No media opportunity

### UK Media Relations Staff



#### Eric Lindsey

Associate Media Relations Director  
Cell - 859.619.0944  
Email - eric.lindsey@uky.edu



#### Deb Moore

Associate Media Relations Director  
Cell - 859.559.5781  
Email - deb.moore@uky.edu



#### Jake Most

Assistant Media Relations Director  
Cell - 516.996.3229  
Email - jake.most@uky.edu

### Media Information

#### CREDENTIAL REQUESTS

Requests for single-game credentials should be made as far in advance as possible and no later than five days prior to game day online at sportssystem.com/Kentucky.

#### CREDENTIAL CRITERIA

The University of Kentucky's decision to issue credentials to a media outlet for the purposes of covering a UK basketball home or away event is determined by a variety of factors. They include the following:

- Amount of coverage given to Kentucky throughout the season
- Intention/ability to cover all 22 sports at Kentucky
- Distribution/size of publication: free, subscription, sale on newsstands, website traffic, etc.
- Radio or TV station program format and size of audience
- Length of existence of the publication, amount of original copy generated, number of full-time employees of the publication and the journalistic experience of the reporter(s)
- Attendance at Kentucky media sessions, including Olympic sport opportunities
- Space availability
- Professionalism, which includes but is not limited to conduct at games, press conferences, practices, on social media, etc.

The University of Kentucky has the right to revoke credentials under its own discretion.

#### GENERAL INTERVIEW POLICIES

All interviews with University of Kentucky basketball players or staff members must be arranged through the Media Relations office. Media should never contact a player or coach directly.

The Wildcat Coal Lodge, dormitories, team locker rooms and other team quarters are private team areas. Media members are not permitted in these areas unless accompanied by appropriate university personnel.

#### PRACTICE/PRESS CONFERENCES

Other than announced exceptions, UK basketball practices are closed to the media. UK will accept requests to attend practice. All requests must be made by 10 a.m. on the day of the practice. In cases in which practices are open to the media, no cell phones are allowed in the practice facility.

Player interviews are conducted prior to practices the day before a game and will be available to all UK media in the Memorial Coliseum media room. UK will accept requests for player interviews, but they must be submitted 24 hours prior to the scheduled availability.

Coach John Calipari or an assistant coach will meet with members of the media immediately following player interviews in the Memorial Coliseum media room.

Gameday shoot-arounds are closed to the media.

#### TELEPHONE PLAYER INTERVIEWS

Telephone interviews are available to the media on a call-back basis. Individual player and coach telephone numbers will not be given to members of the media.

Players are instructed not to conduct interviews when contacted directly by telephone. The UK Media Relations office will arrange for telephone interviews at a time most convenient for the student-athlete.

Other special requests are handled on a case-by-case basis.

#### POSTGAME INTERVIEWS

Following each game, there is a 20-minute cooling-off period, during which time the players shower and dress. Approximately 10 minutes after the game ends, Coach Calipari conducts his postgame press conference while a player is taken to the UK Sports Network.

Following Coach Calipari's press conference and the cooling-off period, selected UK players are brought to the media interview room.

### The Polls

#### Associated Press Top 25 Nov. 20

1.	Duke (54)
2.	Arizona (11)
3.	Kansas
4.	Michigan State
5.	Villanova
6.	Wichita State
7.	Florida
8.	<b>Kentucky</b>
9.	North Carolina
10.	Southern Cal
11.	Miami
12.	Cincinnati
13.	Notre Dame
14.	Minnesota
15.	Xavier
16.	Texas A&M
17.	Gonzaga
18.	Purdue
19.	Louisville
20.	Seton Hall
21.	Saint Mary's
22.	Baylor
23.	West Virginia
23.	UCLA
25.	Alabama

**Receiving Votes:** Virginia, Texas Tech, TCU, Northwestern, Nevada, Providence, Maryland, Michigan, Texas, Creighton, Oklahoma, Temple, Oregon, Arkansas, UT Arlington, Belmont, Rhode Island, Stephen F. Austin

#### USA Today Coaches Poll Nov. 20

1.	Duke (29)
2.	Kansas (2)
3.	Villanova (1)
4.	Arizona
5.	Michigan State
6.	Wichita State
7.	Florida
8.	<b>Kentucky</b>
9.	North Carolina
10.	Southern Cal
11.	Miami
12.	Notre Dame
13.	Cincinnati
14.	Xavier
15.	Minnesota
16.	Purdue
17.	Gonzaga
18.	Louisville
19.	Texas A&M
20.	West Virginia
21.	Saint Mary's
22.	Seton Hall
23.	UCLA
24.	Baylor
25.	Virginia

**Receiving Votes:** Alabama, Texas Tech, Creighton, Oregon, SMU, Missouri, TCU, Arkansas, Maryland, Northwestern, Wisconsin, Oklahoma, South Carolina, Providence, Temple, Michigan, Texas, Virginia Tech, Georgia, Oakland, Butler, Rhode Island, UT Arlington, Utah, Nevada

#### Kentucky Week by Week

Preseason	5/4
Nov. 13	7/4
Nov. 20	8/8
Nov. 27	
Dec. 4	
Dec. 11	
Dec. 18	
Dec. 25	
Jan. 1	

Jan. 8
Jan. 15
Jan. 22
Jan. 29
Feb. 5
Feb. 12
Feb. 19
Feb. 26
March 5
March 12
Postseason

### SEC Standings (Through Nov. 20)

Team	SEC Record	Overall Record	Games Back
Alabama	0-0 (.000)	3-0 (1.000)	0.0
Arkansas	0-0 (.000)	3-0 (1.000)	0.0
Florida	0-0 (.000)	3-0 (1.000)	0.0
Georgia	0-0 (.000)	3-0 (1.000)	0.0
LSU	0-0 (.000)	3-0 (1.000)	0.0
Mississippi St	0-0 (.000)	3-0 (1.000)	0.0
Texas A&M	0-0 (.000)	3-0 (1.000)	0.0
Tennessee	0-0 (.000)	2-0 (1.000)	0.0
<b>Kentucky</b>	<b>0-0 (.000)</b>	<b>4-1 (.800)</b>	<b>0.0</b>
South Carolina	0-0 (.000)	4-1 (.800)	0.0
Auburn	0-0 (.000)	3-1 (.750)	0.0
Ole Miss	0-0 (.000)	3-1 (.750)	0.0
Missouri	0-0 (.000)	3-1 (.750)	0.0
Vanderbilt	0-0 (.000)	2-2 (.500)	0.0

### UK in the Rankings

#### Team Rankings (Through Nov. 20)

Category	Stat	SEC (NCAA)
Scoring	71.0	14th (248th)
Scoring Defense	64.0	7th (67th)
Scoring Margin	+7.0	12th (147th)
Free Throw %	.627	13th (311th)
Field Goal %	.456	11th (152nd)
Field Goal % Def.	.376	5th (53rd)
3-Point FG %	.371	7th (119th)
3-Point FG % Def.	.263	2nd (35th)
Rebounding Off.	41.2	7th (86th)
Rebounding Def.	34.4	10th (N/A)
Rebounding Margin	+6.8	7th (86th)
Blocks Per Game	6.4	6th (24th)
Assists Per Game	15.2	8th (120th)
Steals Per Game	6.0	12th (217th)
Turnover Margin	-4.0	13th (313th)
Assist/TO Ratio	1.0	11th (206th)
Off. Rebs. Per Game	12.8	5th (88th)
Def. Rebs. Per Game	28.4	8th (112th)
Def. Rebound %	.686	11th (N/A)
Off. Rebound %	.374	5th (N/A)
3-Point FG Per Game	4.6	14th (332nd)

### Individual Rankings

Category/Player	Stat	SEC (NCAA)
Def. Rebs./Knox	6.2	6th (119th)
Minutes/Knox	35.6	2nd (66th)
Minutes/Diallo	28.2	19th
Minutes/Gilgeous-Alexander	28.0	T20th
Off. Rebs./Killea-Jones	3.0	T5th (96th)
Rebounds/Knox	7.2	12th (239th)
Rebounds/Washington	6.2	19th
Scoring/Knox	15.4	15th
Steals/Gilgeous-Alexander	2.4	2nd (59th)

### Upcoming in the SEC

#### Nov. 22-25

Contest	Time	TV Network
<b>Wednesday, Nov. 22</b>		
Purdue vs. Tennessee	Noon	ESPN2
<b>Fort Wayne at Kentucky</b>	<b>8 p.m.</b>	<b>SEC Network</b>
Stephen F. Austin at Mississippi St.	8 p.m.	SEC Network+
Ole Miss vs. Rice/UNLV	TBA	ESPNU/ESPN2
LSU vs. TBD	TBA	ESPN2/U
<b>Thursday, Nov. 23</b>		
Long Beach State vs. Missouri	11:30 a.m.	ESPN2
Virginia vs. Vanderbilt	4 p.m.	ESPNU
Oklahoma vs. Arkansas	5 p.m.	ESPN2
Florida vs. Stanford	10 p.m.	ESPN2
Georgia at Cal State Fullerton	10:30 p.m.	ESPN3
Villanova/WKU vs. Tennessee	12:30/7	TBD
<b>Friday, Nov. 24</b>		
Alabama vs. BYU	2:30 p.m.	Facebook Live
Winthrop at Auburn	7 p.m.	SEC Network
Vanderbilt vs. Rhode Island/Seton Hall	6:30/8:45 p.m.	ESPNU/ESPN2
Texas A&M vs. Pepperdine	8 p.m.	SEC Network+
Florida vs. Ohio State/Gonzaga	9/11 p.m.	ESPN2
Arkansas vs. UNC/Portland	TBA	ESPN2/3
Georgia vs. SD State/Sacramento St.	TBA	TBA
Tennessee vs. TBD	TBA	TBA
Missouri vs. TBD	TBA	TBA
<b>Saturday, Nov. 25</b>		
Alabama vs. Minnesota	5 p.m.	Facebook Live

All times Eastern



# NOTES

## Honoring the Cats

### Hamidou Diallo

- John R. Wooden Award Preseason Top 50
- Naismith Trophy Preseason Watch List
- Oscar Robertson Trophy Preseason Watch List
- Preseason All-SEC First Team (Media)
- Preseason All-SEC Second Team (Coaches)
- Jerry West Award Preseason Watch List
- Blue Ribbon College Basketball Yearbook Preseason All-American Fourth Team

### Kevin Knox

- John R. Wooden Award Preseason Top 50
- Naismith Trophy Preseason Watch List
- Oscar Robertson Trophy Preseason Watch List
- Preseason All-SEC First Team (Coaches)
- Preseason All-SEC Second Team (Media)
- Julius Erving Award Preseason Watch List

### Nick Richards

- Kareem Abdul-Jabbar Award Preseason Watch List

### PJ Washington

- Karl Malone Award Preseason Watch List

## Tracking the Cats

### Charges Drawn

- Quade Green - 1
- Nick Richards - 1

### First Sub

- Sacha Killeya-Jones - 4
- Wenyen Gabriel - 2
- Shai Gilgeous-Alexander - 1

### Shot-Clock Violations

- Forced by Kentucky - 4
- Forced by Opponent - 3

### Traditional 3-Point Plays

- Hamidou Diallo - 3
- Shai Gilgeous-Alexander - 2
- Kevin Knox - 1

## Clutch Free Throws

### Free-throw totals during a single-digit game with 5:00 to play or OT:

Player	FTs (Perct.)
Q. Green	2-2 (.1000)
P. Washington	1-2 (.5000)
H. Diallo	0-1 (.0000)
K. Knox	0-1 (.0000)
<b>Kentucky</b>	<b>3-6 (.500)</b>

## Kentucky Holds Off Troy

Kevin Knox scored 17 points and the No. 8 Wildcats built a big lead in the second half before withstanding a late rally by Troy to hold on for a 70-62 victory on Monday night.

After having to rally in three of its previous four games, the Wildcats (4-1) led throughout against the Trojans (2-3). They built a double-digit lead early and extended it to 21 twice in the second half, the last time at 66-45 with 8:25 remaining and things seemingly clicking.

Just as fast, the Wildcats' big lead became a needed cushion.

Troy began making baskets, while Kentucky misfired and committed 12 turnovers. The Trojans eventually fought back to within eight on Wesley Person's three-point play with 1:08 remaining.

Fortunately for the Wildcats, Kevin Knox came up with the last of its season-high 53 rebounds with 21 seconds left, allowing them to run out the clock and preserve their second victory in the Adolph Rupp Classic named for the legendary Kentucky coach.

Quade Green had 13 points and reserve forward Wenyen Gabriel scored a season-high 12 for the Wildcats. Hamidou Diallo had a career-high 10 rebounds to go along with eight points.

After making just 3 of 15 from the free throw line and committing a season-high 22 turnovers against ETSU, the Wildcats improved in those and other statistical categories. They converted 15 of 23 chances, made just 16 turnovers this time and controlled rebounding by a 2-to-1 margin at one point. But their lost focus and allowed the Trojans to make it interesting.

- Tied 8-8, Kentucky took control with an 8-0 run, giving the Wildcats a lead they did not relinquish. UK forced seven straight missed shots by the Trojans during that stretch
- Troy scored 62 points. Under Coach John Calipari, the Wildcats are 149-5 when limiting opponents to 63 points or less
- UK dominated the rebounding, 53-30, the fourth consecutive game that the Wildcats won or tied the boardwork. Kentucky grabbed a season high in rebounds
- UK limited Troy to just 4 of 27 on 3-point shots, 14.8 percent. Through five games, UK opponents are averaging 26.6 3-point attempts per game. The school record for most 3-point attempts by opponents is 22.5 per game in 2006-07
- Knox scored a game-high 17 points and has reached double figures in all five games
- Nick Richards had eight points and eight boards in 12 minutes

## Calipari Inks Three for 2018 During Fall Signing Period

In what's become somewhat of a fall tradition in college basketball and a celebration of riches in the Big Blue Nation, the Kentucky men's basketball team has begun building one of the strongest recruiting classes in the country, signing three of the nation's top players during the early fall signing period. Highly rated prospects Tyler Herro, Keldon Johnson and Immanuel Quickley have all inked national letters of intent with UK.

All three players are consensus four- or five-star prospects and all are ranked in the top 50 by the major national recruiting services. Although it's still early in the recruiting process with a number of dominoes still to fall, national analysts once again believe UK's class will be one of the top hauls for 2018.

In every season in the John Calipari era, the Wildcats have signed a top-three recruiting class according to the Recruiting Services Consensus Index, which tallies major recruiting rankings and plugs them into a formula to calculate a consensus ranking.

- Tyler Herro - At 6-foot-5, Herro has length, and now listed at 195 pounds by 247Sports, he's quickly adding muscle to his frame. The shooting guard out of Whitnall High School in Greenfield, Wisconsin, averaged 23.9 points and shot 39 percent from 3-point range in his junior season in high school. The top-ranked player out of Wisconsin, Herro is considered one of the top shooting guards in the 2018 class. A consensus four-star recruit, Herro is ranked as high as No. 27 in ESPN's rankings, No. 38 by Rivals and No. 40 by 247Sports. Herro was one of 54 players selected for the USA Basketball Junior National Team minicamp in October. He also averaged 14.8 points, 5.9 rebounds and 3.1 assists per game on the Nike circuit this past summer, shooting 36 percent from 3-point range
- Keldon Johnson - A 6-6 shooting guard out of Oak Hill Academy in Mouth of Wilson, Virginia, Johnson is a consensus five-star player and one of the best in the class of 2018. A native of South Hill, Virginia, he previously played for Huntington Prep in Huntington, West Virginia, before transferring to Oak Hill for the 2017-18 season. Johnson is ranked as high as the No. 7 overall prospect by ESPN, including third at his position. 247Sports ranks him as the nation's No. 11 overall player, while Rivals has him at No. 18. He led his Boo Williams (Va.) AAU team to the semifinals of the Peach Jam after averaging 20.7 points, 8.5 rebounds and 3.1 assists during the Nike regular season. Johnson took home MVP honors at the NBPA Top 100 Camp in June. Like Herro, Johnson was one of 54 players selected for the USA Basketball Junior National Team minicamp in October
- Immanuel Quickley - A 6-4 guard out of the John Carroll School in Bel Air, Maryland, Quickley is a consensus five-star prospect. Considered a consensus top-three player at his position, he's ranked as high as No. 10 by Rivals, No. 12 by ESPN and No. 13 by 247Sports. In his junior season at John Carroll, Quickley averaged 23.7 points and 7.2 assists. He scored 30 or more in five games, 20 or more in 14 games and finished with eight double-doubles. He also averaged 25.7 points, 4.7 rebounds and shot 42.1 percent from 3-point range in the Adidas Summer Championships in July. Quickley was a member of the 2017 USA Men's U19 World Cup Team that competed in Cairo. Playing under Calipari, Quickley averaged 6.7 points and 2.4 assists in 18.3 minutes per game. He was named the Baltimore Sun Metro Player of the Year in 2016

## Turnover Prone

A youthful team points towards a big learning curve. The area in which it most affects? Turnovers.

UK is averaging 16.0 turnovers a game and has committed 80 compared with 76 assists on the year. Only the 2009-10 team with Eric Bledsoe, DeMarcus Cousins and John Wall committed more through the first four games of the season under John Calipari. That team turned it over 97 times in the first five games of the season.

## Block Party

With the length on the 2017-18 edition of the Kentucky Wildcats, John Calipari has put a premium on shot blocking. With 10 swats against No. 4/3 Kansas in the Champions Classic, the Wildcats showed a glimpse of that potential.

Five of nine players who saw the floor for UK registered at least one block. PJ Washington and Sacha Killeya-Jones led the way with career-high totals of four and three, respectively.

Through the first five games, UK is averaging 6.4 blocks per game. UK had been averaging 7.0 blocks per game before a two-block performance vs. Troy trimmed that number. Not since the 2012 national championship team, which featured one of the best rim protectors of all-time in Anthony Davis, has UK blocked at least 7.0 shots per game.

Washington, Wenyen Gabriel, and Killeya-Jones are all averaging at least 1.0 blocks per game thus far. Nick Richards isn't far behind with an average of 0.8 blocks per game. Only the 2009-10 and 2010-11 teams had at least three players average at least 1.0 blocks per game for the season. In 2009-10 DeMarcus Cousins (1.8), Daniel Orton (1.4) and Patrick Patterson (1.3) achieved the feat. In 2010-11 it was Terrence Jones (1.9), Josh Harrellson (1.5) and Darius Miller (1.1). No Calipari-coached team at UK has ever had four or more players average 1.0 blocks per game or more for the season.



## 2017-18 Lead-Deficit Comparison

Opponent	Biggest Lead	Biggest Deficit	Biggest Run	Changes	Ties	Led	Trailed	Result
UTAH VALLEY	14 (2nd)	12 (2nd)	18-0	4	5	20:04	17:08	W, 73-63
VERMONT	14 (2nd)	2 (1st)	10-0	5	2	37:03	1:06	W, 73-69
vs. Kansas	2 (2nd)	11 (1st)	6-0	12	10	4:10	31:00	L, 65-61
ETSU	22 (2nd)	10 (1st)	16-0	3	0	25:10	14:26	W, 78-61
TROY	21 (2nd)	None	8-0	0	2	39:14	0:00	W, 70-62
FORT WAYNE								
UIC								
HARVARD								
vs. Monmouth								
VIRGINIA TECH								
vs. UCLA								
LOUISVILLE								
GEORGIA								
at LSU								
at Tennessee								
TEXAS A&M								
at Vanderbilt								
at South Carolina								
FLORIDA								
MISSISSIPPI STATE								
at West Virginia								
VANDERBILT								
at Missouri								
TENNESSEE								
at Texas A&M								
at Auburn								
ALABAMA								
at Arkansas								
MISSOURI								
OLE MISS								
at Florida								
<b>BIGGEST/MOST</b>	<b>22</b>	<b>12</b>	<b>18-0</b>	<b>12</b>	<b>10</b>	<b>39:14</b>	<b>31:00</b>	
<b>TOTALS</b>						<b>125:41</b>	<b>63:40</b>	

## The Cal-Zone?

John Calipari isn't shy in voicing his aversion to zone defenses. The way he explains it, it doesn't hold players personally accountable like man-to-man defense does and it isn't the defense his players will have to play if they are fortunate enough to make it to the NBA.

But, as Calipari conceded after comeback victory vs. Utah Valley that was fueled by his surprising move to go to a 2-3 zone in the second half, he also has a responsibility to win, and the best way to do that with this team given its length may just be to use a zone.

It's a small sample size, but when the Wildcats went to the zone against the Wolverines, it flipped the game. UK exclusively used a 2-3 zone during a game-changing 18-0 run that turned a 12-point deficit into a six-point UK lead it would never relinquish.

During the run, the Wildcats forced four turnovers and held Utah Valley without a field goal for 4:19 of game time. The Wildcats eventually mixed up the defense with some man defense later in the half (using both later in the game, Kentucky had another stretch of 5:34 where it held the Wolverines without a made shot), but Utah Valley couldn't crack the Wildcat D from that point forward.

Calipari, who has always entertained but never really bought into using a zone during his nine seasons at UK, admitted after the Utah Valley win that this may be the team that finally forces him to use it more.

"The issue becomes I have a responsibility to teach these kids how to play pick-and-roll defense, how to stay in front of people, man-to-man," Calipari said after the Utah Valley game. "I mean, from here on there is no more zone. I mean, they're going to have to learn. But I also have a responsibility to win, so I'll play as much as I have to, to win a game. ... Whatever this team needs, I'm going to have to do."

Despite the zone working to its favor in the win over Utah Valley, UK did not turn to it at all in a win over Vermont or against Kansas, although Calipari turned to it briefly against ETSU and Troy.

## Off and Running

Kentucky certainly won't ease into its 2017-18 schedule.

The Wildcats opened the season with three games in five days, the third of which concluded with the matchup vs. Kansas on Tuesday in Chicago for the State Farm Champions Classic. But at least the Wildcats will get a breather after the stretch, right? Wrong.

November as a whole is packed with games. UK will play seven games in 17 days to start the season before a small gap between the UIC (Nov. 26) and Harvard (Dec. 2) games.

## Historically Young

It seems like with every John Calipari team youth is the story, but this year's team is on a whole new level.

Zero seniors. Eight freshmen. Nearly 93 percent of last season's scoring and almost 77 percent of the rebounding gone. And the leading returner, Wenyen Gabriel, averaged just 4.6 points and 4.8 rebounds a year ago.

The Wildcats started the season with only 0.20 years of experience in the KenPom.com experience rankings. Not only is that the least experience of any team in college basketball this season, it's the most inexperienced team since KenPom.com began tracking its experience rankings in 2006-07.

For another perspective, only Mississippi Valley State (386) and Pittsburgh (648) return fewer minutes from last season than the Wildcats (890), according to a recent survey sent to all Division I men's basketball schools.

Even for a Calipari-coached team, this team is extremely young. Entering the 2017-18 season, the average age of the Wildcats' roster is just 19.43 years old. In the same survey, only Chattanooga has reported having a younger roster with an average age of 19.31 years old.

Although all of Calipari's teams have been young, they've all had some sort of veteran presence. The 2010 team with John Wall and DeMarcus Cousins had Patrick Patterson. The 2012 national title squad featured Darius Miller. The unforgettable 2015 team that flirted with an undefeated season had Willie Cauley-Stein and Alex Poythress.

In another recent survey, Kentucky's lineup features more underclassmen without a senior on the roster than any other school in the country. The Wildcats are one of just a handful of schools without any seniors on the roster and are tied for the fewest amount of upperclassmen (juniors and seniors) with just two. It's worth noting that those upperclassmen are walk-ons.

## Recruit and Reload

With everything the Wildcats lost last season to the professional ranks and graduation, help is on the way in the form of a historic recruiting class.

The Recruiting Services Consensus Index, which tallies major recruiting rankings and plugs them into a formula to calculate a consensus ranking, not only rated UK's 2017 class the best of the season – it measures this group as



# NOTES

## CATS IN THE NBA

At the beginning of the 2017-18 season, 27 former Wildcats were on an opening-day roster, more than any other school in the country. The following listing is as of opening day.

Name	Team
Bam Adebayo	Miami Heat
Eric Bledsoe	Phoenix Suns
Devin Booker	Phoenix Suns
Willie Cauley-Stein	Sacramento Kings
DeMarcus Cousins	New Orleans Pelicans
Anthony Davis	New Orleans Pelicans
De'Aaron Fox	Sacramento Kings
Andrew Harrison	Memphis Grizzlies
Dakari Johnson	Oklahoma City Thunder
Enes Kanter	New York Knicks
Michael Kidd-Gilchrist	Charlotte Hornets
Brandon Knight	Phoenix Suns
Skal Labissiere	Sacramento Kings
DeAndre Liggins	Milwaukee Bucks
Trey Lyles	Denver Nuggets
Jodie Meeks	Washington Wizards
Darius Miller	New Orleans Pelicans
Malik Monk	Charlotte Hornets
Jamal Murray	Denver Nuggets
Nerlens Noel	Dallas Mavericks
Patrick Patterson	Oklahoma City Thunder
Alex Poythress	Indiana Pacers
Julius Randle	Los Angeles Lakers
Rajon Rondo	Sacramento Kings
Karl-Anthony Towns	Minnesota Timberwolves
Tyler Ulis	Phoenix Suns
John Wall	Washington Wizards

Several former Wildcats are among the NBA league leaders in the major statistical categories. Stats are through Nov. 19. Former UK players are in **BOLD**.

### Points Per Game

1. James Harden (Rockets) - 31.6
- 5. DeMarcus Cousins (Pelicans) - 27.1**
- 8. Anthony Davis (Pelicans) - 25.1**
- 13. Devin Booker (Suns) - 23.0**

### Rebounds Per Game

1. Andre Drummond (Pistons) - 15.8
- 3. DeMarcus Cousins (Pelicans) - 13.2**
- 6. Karl-Anthony Towns (Timberwolves) - 11.4**
- 8. Anthony Davis (Pelicans) - 11.0**
- 13. Enes Kanter (Knicks) - 10.2**

### Assists Per Game

1. James Harden (Rockets) - 9.9
- 3. John Wall (Wizards) - 9.3**
- T19. DeMarcus Cousins (Pelicans) - 5.6**

### Blocks Per Game

1. Rudy Gobert (Jazz) - 2.50
- 4. Anthony Davis (Pelicans) - 2.00**
- 12. Karl-Anthony Towns (Timberwolves) - 1.56**
- 15. DeMarcus Cousins (Pelicans) - 1.50**

### Field-Goal Percentage

1. Clint Capela (Rockets) - .681
- 4. Enes Kanter (Knicks) - .567**
- 10. Anthony Davis (Pelicans) - .563**
- 15. Julius Randle (Lakers) - .552**
- 17. Karl-Anthony Towns (Timberwolves) - .538**

### Free-Throw Percentage

1. Jamal Crawford (Timberwolves) - .966
- 8. Jamal Murray (Nuggets) - .923**
- 10. Jodie Meeks (Wizards) - .914**

### Steals Per Game

1. Paul George (Thunder) - 2.40
- T12. DeMarcus Cousins (Pelicans) - 1.69**

### Double-Doubles

- 1. DeMarcus Cousins (Pelicans) - 13**
- T2. Karl-Anthony Towns (Timberwolves) - 12**
- T4. Anthony Davis (Pelicans) - 11**
- T18. Enes Kanter (Knicks) - 6**

the best ever.

With 582 points in its recruiting calculations, this 2017 Kentucky group beat out another Wildcat class – the 2013 haul – to claim the title as the best recruiting class ever. That 2013 group had 557 points and consisted of Julius Randle, Andrew Harrison, Aaron Harrison, Dakari Johnson, James Young, Marcus Lee and Derek Willis. The RSCI rankings began in 1998.

The 2017 class consists of Kevin Knox (No. 10), Jarred Vanderbilt (No. 13), PJ Washington (No. 14), Nick Richards (No. 18), Quade Green (No. 23), Shai Gilgeous-Alexander (No. 30), Hamidou Diallo (No. 46) and Jemarl Baker (No. 72).

The RSCI includes individual player rankings from all of the major recruiting services, which this season featured Rivals, Scout, 247Sports and longtime recruiting analyst Van Coleman. The RSCI formula uses each of those services' rankings (only the top 100) players to assign a point value to each recruit. Using the point totals for all the five major services, it then adds the totals for all players in a class for the team's final score.

UK has ranked No. 1 in the RSCI in seven of Calipari's nine classes at Kentucky.

If all five RSCI sources had counted Diallo with the 2017 class, the Wildcats' score would have been closer to 630, according to the site.

## Tall Order Facing These Cats

John Calipari has said before that you can teach shooting, defense and effort, among other things, but you can't teach height and you can't teach length. This group of Wildcats has both.

The average wingspan of this Kentucky team is just over 6-foot-9. Take out walk-ons Jonny David and Dillon Pulliam and the average wingspan of the scholarship players increases to more than 6-10.

Seven players on the roster have a wingspan of 7 feet or more, making this a potentially devastating shot-blocking team.

Just in terms of pure height, the Wildcats average nearly 6-7 in height. According to kenpom.com, UK's average height of 78.9 inches is the fifth tallest in the country. Syracuse, San Jose State, Iowa and Duke are the only teams taller than the Cats. The Orange lead the country at 79.7.

## Three is Better Than Two

Kentucky and UNLV went back and forth all season long last year for the claim of having the longest active streak of consecutive games with a made 3-pointer. Fittingly, both schools reached a historic milestone -- 1,000 straight games -- within a few hours of each other.

UK just beat out the Runnin' Rebels by mere hours, becoming the first school ever to hit a 3-pointer in 1,000 straight games with a trey at Alabama on Feb. 11, 2017. Malik Monk, UK's leader in 3-point field goals last season, got the Wildcats to 1,000 straight games with a 3-pointer from the right wing with 15:26 to go in the first half. UNLV would match it later in the day.

Kentucky passed UNLV for the nation's longest active streak of consecutive games with a made 3-pointer in its final game of 2015-16. UK has now knocked down at least one 3-pointer in 1,018 consecutive games. UNLV has hit one in 1,010 straight, through games on Nov. 20.

The Cats' last game without a made 3-pointer came against Seton Hall on Nov. 26, 1988 a "three-point" loss in the Great Alaska Shootout. The streak began on Nov. 28, 1998, in an 89-71 win vs. California.

The Wildcats' record during the 1,018-game streak is 787-231.

## Always Efficient

According to Ken Pomeroy's calculations on kenpom.com, UK's teams under John Calipari have consistently ranked among the most efficient teams in the country per possession.

Year	Offense (Rank)	Defense (Rank)	Overall
2018	113.2 (17)	89.9 (3)	8th
2017	119.1 (12)	91.4 (7)	4th
2016	120.4 (5)	98.0 (53)	6th
2015	119.3 (5)	86.5 (2)	1st
2014	117.6 (10)	96.9 (41)	11th
2013	108.8 (42)	99.1 (129)	42nd
2012	122.9 (2)	88.2 (9)	1st
2011	118.1 (7)	90.4 (15)	6th
2010	116.1 (15)	86.2 (6)	3rd

numbers through Nov. 20

## Cats Deliver the Knockout Punch

UK is 218-4 (.982) in the John Calipari era when leading by at least 10 points at any time in the contest. Two of those four losses (a 21-point lead at Tennessee and a 12-point lead at Auburn) came during the 2015-16 campaign. Two other losses came

## Measurables

### Top Wing Span

1. Nick Richards - 7'5"
2. PJ Washington - 7'3"
3. Sacha Killeya-Jones - 7'2"
4. Jarred Vanderbilt - 7'1"
- T5. Hamido Diallo - 7'0.25"
- T5. Kevin Knox - 7'0.25"

### Maximum Vertical

1. Hamidou Diallo - 44.5"
2. PJ Washington - 43.0"
3. Jarred Vanderbilt - 39.5"
- T4. Wenyen Gabriel - 37.5"
- T4. Kevin Knox - 37.5"

### Top Hand Width

1. Sacha Killeya-Jones - 11.0"
2. Nick Richards - 10.5"
3. PJ Washington - 10.25"
- T4. Jarred Vanderbilt - 10.0"
- T4. Tai Wynyard - 10.0"

### Top Reach

1. Nick Richards - 9'2.50"
2. Sacha Killeya-Jones - 9'2"
- T3. Wenyen Gabriel - 9'0"
- T3. Kevin Knox - 9'0"
- T3. Jarred Vanderbilt - 9'0"
- T3. Tai Wynyard - 9'0"

### No-Step Vertical

1. Hamidou Diallo - 36.0"
2. PJ Washington - 35.5"
3. Jarred Vanderbilt - 34.0"
4. Wenyen Gabriel - 32.5"
5. Nick Richards - 32.0"

### 3/4 Court Sprint

1. Hamidou Diallo - 3.10
2. Kevin Knox - 3.22
3. Jarred Vanderbilt - 3.28
4. Shai Gilgeous-Alexander - 3.29
5. Wenyen Gabriel - 3.32





during the 2012-13 season when UK gave up an 11-point first-half lead and lost 59-55 at Alabama and vs. Kansas in 2016-17 when the Wildcats failed to capitalize on a 12-point first-half lead. The loss to Kansas was the first and only to a nonconference opponent when leading by 10 or more in the Calipari era.

Perhaps most impressive of all is that 72.3 percent of games Calipari has coached in at Kentucky have produced 10-point leads at some point during the game for UK. The Wildcats have led by 10 points or more in a whopping 86.2 percent of Calipari's 253 career wins at Kentucky.

## Big-Game Cal, Cats

John Calipari's teams aren't just good against the best teams in the country, they're great. Not only does Kentucky have a 50-23 record (.685) vs. Associated Press Top 25 teams, UK is 5-3 when both teams are ranked in the AP top five under Calipari.

All-time, Calipari is 11-7 when both teams are ranked in the AP top five. When both teams are ranked in the AP Top 25, Calipari's all-time record is 75-47, including a 44-19 mark at Kentucky. When both are ranked in the top 10 he has a 24-15 record, including 13-8 at UK.

## Taking Care of Business

Kentucky's 50-23 record vs. opponents ranked in the Associated Press Top 25 in John Calipari's tenure is impressive, but the Wildcats' ability to beat all-comers can't be overlooked. Under Calipari, UK is 203-31 vs. unranked competition, an .868 winning percentage.

The Wildcats' loss to Tennessee during the 2016-17 season was its first since falling at unranked Vanderbilt on Feb. 27, 2016.

## Bounce Back

The Wildcats don't lose very often during the John Calipari era, but when they do, they almost always bounce back.

UK is 39-8 under Calipari following a loss. Kentucky's back-to-back losses to Kansas and Tennessee in 2016-17 were its first since also losing back-to-back games at Kansas and at Tennessee in 2015-16.

The Wildcats have only lost back-to-back games eight times during the Calipari era and they've never lost three in a row with Calipari on the sidelines -- including avoiding a three-game skid despite trailing by 14 to Georgia in the first half on Jan. 31, 2017. The last time UK lost three games in a row was in February 2009 when the Wildcats dropped four straight games to end the regular season.

## Hold Them to 55

Defense has always been a recipe for success for the Wildcats under John Calipari. The special ingredient: 55 points. UK is a perfect 63-0 under Calipari when holding the opponent to 55 points or fewer. The Wildcats are 149-5 under Calipari when limiting the opponent to 63 points or less.

## Keep a Watchful Eye on the Cats

Stocked full of some of the nation's top talent, a handful of Wildcats are on a number of national preseason watch lists:

- Hamidou Diallo - Naismith Trophy, Oscar Robertson Trophy, John R. Wooden Award, Jerry West Award
- Kevin Knox - Naismith Trophy, Oscar Robertson Trophy, John R. Wooden Award, Julius Erving Award
- Nick Richards - Kareem Abdul-Jabbar Award
- PJ Washington - Karl Malone Award

## Kentucky Picked to Win 49th SEC Title

The Kentucky men's basketball program finds itself in familiar territory under the direction of ninth-year head coach John Calipari. A select panel of media voted the Wildcats to once again win the Southeastern Conference championship. Should Kentucky achieve that standard, it would mark the sixth regular-season title under Calipari and the program's 49th overall.

It's the 13th time since the 1998-99 season the Wildcats are the overall preseason favorite. UK was picked to win the title a season ago and did not disappoint. Calipari has directed his teams to regular-season SEC crowns in 2010, 2012, 2015, 2016 and 2017.

Each school selected media members that cover their team and additional media from across the nation were selected by the conference office to comprise the voting panel. Points were compiled on a 14-13-12-11-10-9-8-7-6-5-4-3-2-1 basis. Each media member also voted for two All-SEC teams.

## UK Starts Season in Top Five

Despite losing nearly 93 percent of its scoring and almost 77 percent of its rebounding from a season ago, Kentucky began the season in the top five of both major polls. The Wildcats were No. 4 in the USA Today Coaches Poll and No. 5 in the Associated Press Top 25 to start the year.

It's the ninth consecutive season under head coach John Calipari that Kentucky began the season ranked among the top 25 teams in the country in both polls. As a matter of fact, the Wildcats have been ranked in the preseason top five in both polls in eight of Calipari's nine seasons, including seven straight.

Seven Kentucky opponents entered the 2017-18 season ranked in one or both of the polls, including three preseason top-10 opponents in Kansas (Nov. 14), Florida (Jan. 20, March 3) and West Virginia (Jan. 27). UK will also face preseason nationally ranked Louisville (Dec. 29), UCLA (Dec. 23), Alabama (Feb. 17) and Texas A&M (Jan. 9, Feb. 10).

## Another Demanding Schedule

Kentucky's young team will be put to the test early and often with another formidable schedule.

Twelve of UK's 13 nonconference opponents in the upcoming season made a postseason

## UK's Record vs. AP Ranked Opponents and as an AP Ranked Opponent Under Coach Cal

Kentucky (RK)	Opponent Rank																									RV	NR	TOTAL
	1	2	3	4	5	6	7	8	9	10	11	12	13	14	15	16	17	18	19	20	21	22	23	24	25			
1	-	0-1	0-1	1-0	2-0	2-0	-	2-0	1-0	-	0-1	-	-	-	2-0	1-0	1-0	-	1-0	3-0	1-0	-	-	-	-	6-2	46-2	69-7
2	-	-	-	-	1-0	0-1	-	-	-	-	-	1-0	1-0	-	1-0	1-0	1-0	0-1	-	-	-	-	-	-	-	4-0	22-0	31-2
3	-	-	-	-	-	-	-	-	0-1	-	-	1-0	-	-	-	-	-	-	-	0-1	-	-	-	-	-	1-0	17-0	19-2
4	-	0-1	-	1-0	-	-	-	-	-	-	-	-	-	1-0	-	-	-	-	-	-	-	-	-	-	1-0	1-0	6-2	10-3
5	-	-	-	-	-	-	-	-	-	-	1-0	-	-	-	-	-	-	-	-	-	-	-	-	-	1-0	-	8-0	10-0
6	-	-	-	-	0-1	-	1-0	1-0	-	0-1	-	-	-	-	-	-	-	-	1-0	-	-	-	-	-	-	1-0	6-0	10-2
7	-	-	-	0-1	-	-	-	-	-	-	-	-	-	-	-	-	-	-	-	-	-	-	-	-	-	-	1-0	1-1
8	-	-	-	-	-	-	-	-	-	-	-	-	1-0	-	-	-	-	-	-	-	-	-	-	-	0-1	1-3	8-0	10-4
9	-	-	-	-	-	-	-	-	-	-	-	-	-	-	-	-	-	-	-	-	-	-	-	-	-	-	3-1	3-1
10	-	-	-	-	-	-	-	-	-	-	-	-	0-1	-	-	-	-	-	-	-	-	-	-	-	-	0-3	4-1	4-5
11	1-0	-	-	-	-	-	1-0	-	0-1	-	-	-	1-0	-	-	-	0-1	-	-	-	-	2-0	-	-	-	-	6-1	11-3
12	-	-	-	-	-	-	-	-	-	-	-	-	-	-	-	1-0	-	-	-	-	-	-	-	-	-	1-0	1-1	3-1
13	-	-	-	-	-	-	-	-	-	-	-	-	-	-	-	-	-	-	-	-	-	-	-	-	-	-	6-1	6-1
14	-	-	0-1	-	-	-	-	-	-	-	-	-	-	-	-	-	-	-	-	-	-	-	-	-	-	1-1	7-1	8-3
15	-	-	-	-	-	-	-	-	-	-	-	1-0	-	-	-	-	-	-	-	-	-	-	-	-	-	1-0	3-0	5-0
16	-	-	-	-	-	-	-	-	-	-	-	-	-	-	-	1-0	-	-	-	-	-	-	-	-	-	-	3-1	4-1
17	-	-	-	-	-	-	-	-	-	-	-	-	-	-	-	-	-	-	-	-	-	-	1-0	-	-	-	2-2	3-2
18	-	-	-	-	-	-	-	-	-	-	-	-	-	-	-	-	-	-	-	-	-	0-1	-	-	-	1-0	4-0	5-1
19	-	-	-	1-0	-	-	-	-	-	-	-	-	-	-	-	-	-	-	-	-	-	-	-	-	-	-	1-0	2-0
20	-	-	-	0-1	-	-	-	-	-	-	-	-	-	-	-	-	-	-	-	-	1-0	-	-	-	-	-	3-1	4-2
21	-	-	-	-	-	-	-	-	-	-	-	-	-	-	-	-	-	-	-	-	-	-	-	-	-	-	-	-
22	-	-	-	-	-	-	-	-	-	-	-	1-0	-	-	-	-	-	-	-	-	-	-	-	-	-	1-0	5-1	7-1
23	-	-	-	-	-	-	-	-	-	-	-	-	-	-	-	-	-	-	-	-	-	-	-	-	-	2-0	2-0	
24	-	-	-	-	-	-	-	-	-	-	-	-	-	-	-	-	-	-	-	-	-	-	-	-	-	-	-	-
25	0-1	-	-	-	-	-	0-1	-	-	-	-	-	-	-	-	-	-	-	-	-	-	-	-	-	-	-	1-1	1-3
RV	0-1	1-0	-	-	1-0	-	1-0	-	-	-	-	1-0	-	-	-	-	0-1	-	-	-	-	-	-	-	-	-	3-0	7-2
NR	-	-	-	0-1	-	-	-	-	-	-	1-0	-	-	-	1-0	-	-	-	-	-	-	-	-	-	-	-	-	2-1
TOTAL	1-2	1-2	0-2	3-3	4-1	2-1	3-1	3-0	1-2	1-1	1-1	4-0	4-0	1-1	1-0	4-0	3-0	1-2	1-1	1-1	4-0	3-0	1-1	1-1	1-0	-	Total	237-48
																											Total	50-23



# NOTES

tournament in 2017, including eight who made the NCAA Tournament. Three of those advanced to the Sweet 16 or better.

Five nonconference teams finished the 2016-17 season with an RPI in the top 50 and four ended the season in both the Associated Press Top 25 and USA Today Coaches Poll. All told, Kentucky's 2017-18 nonconference opponents combined for a record of 314-134 in 2016-17, a .701 winning percentage.

Kentucky's nonconference schedule will see the Wildcats play in premier venues such as the United Center in Chicago (vs. Kansas) and Madison Square Garden in New York (vs. Monmouth), take them to a Big Blue Nation favorite in New Orleans (vs. UCLA), and feature a difficult trip to Morgantown, West Virginia, to play the West Virginia Mountaineers.

And that doesn't even include an arduous league schedule in what is expected to be a much-improved Southeastern Conference.

A quarter of ESPN's top-100 recruits in the 2017 class signed to play in the SEC. The league is coming off a season in which its teams combined to go 11-5 in the NCAA Tournament and had three teams advance to the Elite Eight.

Seven UK opponents entered the 2017-18 season ranked in one or both of the major polls, including three top-10 opponents.

## Two Wildcats Selected to Preseason All-SEC Teams

Two players were selected to the preseason All-SEC squads. Freshman Hamidou Diallo was picked to the first team by the league's media and the second team by the coaches, while classmate Kevin Knox was tabbed to the second team by the media and the first team by the head coaches.

Conference play opens Dec. 30 and the 2018 SEC Tournament is set to begin March 7 at the Scottrade Center in St. Louis.

## Wildcats Banged Up

It feels like the Wildcats have already dealt with a season's worth of injuries before the regular season even began.

Three Wildcats -- Jarred Vanderbilt, Jemarl Baker and Tai Wynyard -- have all dealt with various ailments.

It was announced at the end of September that Vanderbilt would be out until at least January after suffering an injury to his left foot.

After consulting with his family and medical personnel, Vanderbilt has decided to delay surgery and re-evaluate his injury in the next couple of weeks. John Calipari recently said he's hopeful Vanderbilt could return to the practice court by the end of November.

Baker has been sidelined the last few weeks with a left knee injury. He underwent knee surgery on Oct. 27 and is expected to miss three months. Wynyard missed UK's first exhibition game vs. Thomas More College with a facial injury.

## A Winning Institution

Both the UK men's and women's basketball teams posted an eighth straight 20-win season in 2016-17. Kentucky is one of just three institutions (Duke and BYU) in the NCAA that have seen both their men's and women's basketball programs tally 20 or more wins in each of the last eight seasons.

## S-E-C! S-E-C! S-E-C!

Kentucky has the unquestionable reputation as the league's gold standard. Since the SEC's inception in 1932-33, the Wildcats have been the most dominant team in the league, recording a 972-270 mark (.783) in regular-season conference play. Only two other teams have won more than 700 regular-season SEC games (Alabama, Tennessee), and no other team has a better winning percentage.

- UK has averaged 11.6 wins and only 3.2 losses per season in 84 seasons in the SEC
- Kentucky has won 48 SEC titles and 30 SEC Tournament championships
- The Wildcats have won 15 of the last 25 SEC Tournament titles
- UK has won at least a share of five of the last eight SEC regular-season championships under head coach John Calipari
- Kentucky has played in the championship game of the SEC Tournament in seven of Calipari's eight seasons following its 2017 title
- The SEC was 11-5 in NCAA Tournament games in 2017 with three teams in the Elite Eight
- Six SEC teams are receiving votes in the Associated Press Top 25, a testament to the league's strength this season
- Nine SEC schools have recruiting classes that ranked in the top 40 of ESPN's 2017 national rankings. A quarter of all ESPN's top 100 players signed with SEC schools
- SEC teams went a perfect 15-0 on the opening weekend of the season. The SEC was the only league in the country to go undefeated on opening weekend

## International Cats

The Wildcats were well represented in international basketball this summer.

Hamidou Diallo, PJ Washington, Tai Wynyard and John Calipari all were part of the 2017 FIBA World Cup in Cairo. Sacha Killeya-Jones and Brad Calipari also traveled abroad this summer to play basketball.

Diallo and Washington, coached by John Calipari, captured a bronze medal for Team USA, while Wynyard was the star for the New Zealand Junior Tall Blacks.

Washington led Team USA in scoring at 12.9 points per game and added 5.1 rebounds

and 2.2 assists. Diallo contributed 10.9 points, 3.9 rebounds, 2.3 assists and 1.1 steals per game. Wynyard led the Junior Tall Blacks in scoring at 14.3 points per game and rebounding with 9.3 boards per outing.

Kevin Knox made the final 16 cuts for Team USA before the roster was trimmed to 12, but he pulled his name from contention after suffering a minor hamstring injury. Shai Gilgeous-Alexander declined an invite to join the Canadian national team for its training camp.

Meanwhile, Killeya-Jones attended Great Britain's national training camp in August to compete for a spot on Great Britain's FIBA EuroBasket 2017 team, while Brad Calipari went on an international basketball trip with Global Sports Academy to Croatia. He averaged 14.3 points, 6.5 assists and 3.3 rebounds in four games.

## Wall Inducted into UK Athletics Hall of Fame

John Wall was inducted into the UK Athletics Hall of Fame as a member of the 2017 class in September.

Wall was the first national player of the year in program history as winner of the Adolph Rupp Trophy. He was named 2010 USBWA National Freshman of the Year, a Consensus First Team All-American, 2010 SEC Player of the Year by Associated Press and SEC Coaches, SEC Freshman of the Year by the AP, First Team All-SEC and SEC Tournament MVP.

Wall led UK to a No. 1 national ranking, SEC regular-season championship and the SEC Tournament championship. He set the single-season assists record with 241 assists (broken in 2016 by Tyler Ulis) and averaged 16.6 points and 6.5 assists. He was the first No. 1 overall NBA Draft pick in UK history. A four-time NBA All-Star through his first seven seasons, he has averaged double-figure scoring every season. Wall was tabbed to the All-NBA Third Team in 2017. He is the Washington franchise career leader in assists and steals.

## Best in the Bluegrass

Kentucky has been dominant against teams in the state under John Calipari. UK is 15-2 against in-state foes with Calipari at the helm.

The mark also includes an 8-2 mark vs. Louisville. Two of the victories over the Cardinals came in postseason play. UK had its four-game winning streak snapped last season, but has won all four meetings played in Rupp Arena. Louisville's two wins have come by a combined six points.

Here's a list of the meetings between the state's two premier programs since Cal took over at UK:

- Jan. 2, 2010 - UK won 71-62 at Rupp Arena
- Dec. 31, 2010 - UK won 78-63 at KFC YUM! Center
- Dec. 31, 2011 - UK won 69-62 at Rupp Arena
- March 31, 2012 - UK won 69-61 at the Superdome (NCAA Final Four in New Orleans)
- Dec. 29, 2012 - Louisville won 80-77 at KFC YUM! Center
- Dec. 28, 2013 - UK won 73-66 at Rupp Arena
- March 28, 2014 - UK won 74-69 at Lucas Oil Stadium (NCAA Sweet 16 in Indianapolis)
- Dec. 27, 2014 - UK won 58-50 at KFC YUM! Center
- Dec. 26, 2015 - UK won 75-73 at Rupp Arena
- Dec. 21, 2016 - Louisville won 73-70 at KFC YUM! Center

## Success Rate

The Wildcats received an NCAA award in the spring of 2017 for placing in the top 10 percent of all men's basketball teams in the country in the NCAA's annual Academic Progress Rate. UK scored a perfect 1,000.

It's the third straight year the men's basketball team received the award and the fourth time since 2009.

The APR provides a real-time look at a team's academic success by the progress of each student-athlete on scholarship. The APR measures academic eligibility, retention and graduation. The scores are a four-year composite, covering the 2012-13 through 2015-16 school years.

Every Division I sports team across the nation calculates its APR each academic year, similar to a report card. Scholarship student-athletes each semester earn one point for remaining eligible and one point for staying in school or graduating.

UK has received a perfect 1,000 mark in each of the last four single-year APR rates. The NCAA cut score to compete in the 2016-17 postseason is a 930 four-year APR. Teams scoring below 930 can face consequences intended to direct additional focus on academics. Those penalties can include practice restrictions and playing-season reductions.

## UK Tops Nation with 27 Players on NBA Opening-Day Rosters

Kentucky's unprecedented success with helping players reach the NBA has surpassed a new level of extreme. At the start of the 2017-18 NBA season, a whopping 27 players on NBA opening-day rosters played and finished their college basketball careers at the University of Kentucky, the nation's most prolific NBA player-producing program in the country. UK's 27 players are once again far and away the most of any college basketball program. Duke was second with 20 former players and North Carolina and Kansas each have 16 on opening-day rosters.

Of the 489 players in the NBA to start the 2017-18 season, more than 5.5 percent played and finished their college basketball careers at UK. Seven NBA teams feature multiple Wildcats.

All told, UK's 27 players are represented on 15 of the league's 30 teams. Of the 27 Wild-





## Points Per Possession

Game	Off. PPP	Def. PPP
UTAH VALLEY	1.03	0.89
VERMONT	1.09	1.03
vs. Kansas	0.87	0.93
ETSU	1.07	0.84
TROY	0.99	0.87
FORT WAYNE		
UIC		
HARVARD		
vs. Monmouth		
VIRGINIA TECH		
vs. UCLA		
LOUISVILLE		
GEORGIA		
at LSU		
at Tennessee		
TEXAS A&M		
at Vanderbilt		
at South Carolina		
FLORIDA		
MISSISSIPPI STATE		
at West Virginia		
VANDERBILT		
at Missouri		
TENNESSEE		
at Texas A&M		
at Auburn		
ALABAMA		
at Arkansas		
MISSOURI		
OLE MISS		
at Florida		

## Overall

Kentucky offensive high - 1.09 vs. VERMONT  
 Kentucky offensive low - 0.87 vs. Kansas  
 Kentucky SEC offensive high -  
 Kentucky SEC offensive low -  
 Kentucky postseason high -  
 Kentucky postseason low -

Opponent offensive high - 1.03 vs. VERMONT  
 Opponent offensive low - 0.84 vs. ETSU  
 Opponent SEC offensive high -  
 Opponent SEC offensive low -  
 Opponent postseason high -  
 Opponent postseason low -

cats on an opening-day NBA roster, head coach John Calipari has coached 25 of them. With Tyreke Evans (Memphis Grizzlies) and Derrick Rose (Cleveland Cavaliers), who played for Calipari at Memphis, Calipari has coached 27 players on 2017-18 opening-day rosters, the most of any coach.

The Wildcats also have a handful of players on the doorstep of the league in the NBA G-League, including Aaron Harrison, Mychal Mulder, Marquis Teague, Derek Willis and James Young, and several others playing professionally internationally.

Kentucky has experienced unprecedented success at putting players in the NBA under Calipari. In the eight seasons of the Calipari era, 31 players have been selected in the NBA Draft, more than any other school. Included in the recent run are 24 first-round picks, three No. 1 overall selections (Anthony Davis, Karl-Anthony Towns and John Wall), seven top-five picks and 17 lottery selections.

Using figures compiled by basketball-reference.com and spotrac.com, Calipari-coached players only (which includes Rose and Evans but not Jodie Meeks or Rajon Rondo) have amassed nearly \$1.5 billion in career NBA contracts (\$1.455 billion). In the eight seasons Calipari has been the head coach at Kentucky, his players have totaled more than \$1.09 billion in NBA contracts.

In just the 2017-18 season alone, UK players are slated to make more than \$178 million. Calipari-coached players only (which includes Rose and Evans but not Meeks or Rondo) will make more than \$177 million.

UK's growing NBA contingent is already off to a fast start to the 2017-18 season:

- According to Basketball Reference, Davis is the only player since 1983-84 to post 95-plus points and 50-plus rebounds in the first three games of a season
- DeMarcus Cousins returned to Sacramento, his former team, for the first time by recording 41 points, 23 rebounds and six assists. It is the first time a player scored at least 40 points, grabbed at least 20 rebounds and dished out at least five assists since Chris Webber did it on Jan. 5, 2001. According to NBA.com/stats, he is the first player with at least 40 points, at least 20 rebounds and at least six assists on 50-percent shooting since Bob McAdoo did it on Jan. 15, 1976
- Malik Monk became the first Charlotte rookie to score 25 or more points in a game since Michael Kidd-Gilchrist in December of 2012 when he netted 25 on Nov. 1
- In November, Devin Booker became the fourth-youngest player in league history to reach 3,000 points behind LeBron James, Kevin Durant and Carmelo Anthony
- Towns recorded his 122th double-double of his career in his 175th career game. According to the Timberwolves public relations staff, in the past 35 years, only Shaquille O'Neal, Tim Duncan and David Robinson have recorded more double-doubles in their first 175 games
- In mid-November, Booker joined Charlie Scott as the only two players in franchise history to have at least five 30-point performances through the season's first 14 games
- Two Wildcats have already won NBA Players of the Week awards. Cousins won it for the week of Oct. 30 and Towns won it for the week of Nov. 20



# KENTUCKY BY THE NUMBERS

Date	Opponent	Result	Points	Rebounds	Blocks	Steals	Assists
N.10	<b>[-/-] UTAH VALLEY</b>	W, 73-63	Diallo - 18^	Gabriel - 13^	Two with 3	Two with 4^	Two with 4
N.12	<b>[-/-] VERMONT</b>	W, 73-69	Washington - 17^	Washington - 10^	Four with 1^	G. Alexander - 2^	Green - 4
N.14	[4/3] Kansas <sup>2</sup>	L, 65-61	Knox - 20^	Two with 9^	Washington - 4^	G. Alexander - 3^	Diallo - 4
N.17	<b>[-/-] ETSU<sup>3</sup></b>	W, 78-61	Green - 21^	Knox - 10^	Killeya-Jones - 3^	Two with 2	G. Alexander - 6^
N.20	<b>[-/-] TROY<sup>3</sup></b>	W, 70-62	Knox - 17^	Diallo - 10^	Gabriel - 2	Three with 1^	Washington - 4^
N.22	<b>[-/-] FORT WAYNE<sup>3</sup></b>						
N.26	<b>[-/-] UIC<sup>4</sup></b>						
D.2	<b>[-/-] HARVARD</b>						
D.9	<b>[-/-] Monmouth<sup>4</sup></b>						
D.16	<b>[-/-] VIRGINIA TECH</b>						
D.23	<b>[-/-] UCLA<sup>5</sup></b>						
D.29	<b>[-/-] LOUISVILLE</b>						
D.31	<b>[-/-] GEORGIA*</b>						
J.3	<b>[-/-] at LSU*</b>						
J.6	<b>[-/-] at Tennessee*</b>						
J.9	<b>[-/-] TEXAS A&amp;M*</b>						
J.13	<b>[-/-] at Vanderbilt*</b>						
J.16	<b>[-/-] at South Carolina*</b>						
J.20	<b>[-/-] FLORIDA*</b>						
J.23	<b>[-/-] MISSISSIPPI STATE*</b>						
J.27	<b>[-/-] at West Virginia<sup>6</sup></b>						
J.30	<b>[-/-] VANDERBILT*</b>						
F.3	<b>[-/-] at Missouri*</b>						
F.6	<b>[-/-] TENNESSEE*</b>						
F.10	<b>[-/-] at Texas A&amp;M*</b>						
F.14	<b>[-/-] at Auburn*</b>						
F.17	<b>[-/-] ALABAMA*</b>						
F.20	<b>[-/-] at Arkansas*</b>						
F.24	<b>[-/-] MISSOURI*</b>						
F.28	<b>[-/-] OLE MISS*</b>						
M.3	<b>[-/-] at Florida*</b>						

	Times Led	Times Led	Times Led	Times Led	Times Led
	Knox - 2	Diallo - 1	Gabriel - 3	G.-Alexander - 5	G.-Alexander - 2
	Diallo - 1	Gabriel - 1	Washington - 2	Knox - 2	Diallo - 1
	Green - 1	Killeya-Jones - 1	Diallo - 1	Diallo - 1	Green - 1
	Washington - 1	Knox - 1	G.-Alexander - 1	Killeya-Jones - 1	Knox - 1
		Richards - 1	Killeya-Jones - 1		Washington - 1
		Washington - 1	Richards - 1		

All games in <b>BOLD CAPS</b> ; Exhibition games in <i>italics</i> ; *SEC game; ^game leader							
1 - Kentucky Cares Classic (Rupp Arena)							
2 - Champions Classic (United Center   Chicago)							
3 - Adolph Rupp Classic (Rupp Arena)							
4 - CITI Sports Classic (Madison Square Garden   New York)							
5 - CBS Sports Classic (Smoothie King Center   New Orleans)							
6 - Big 12/SEC Challenge (WVU Coliseum   Morgantown, W.Va.)							

## Wins vs. Losses

Result	FG%	Opp. FG%	3-Pt. FG%	Opp 3-Pt. FG%	FT%	RPG	APG	TOPG	BPG	SPG	PPG	Opp PPG
Wins	.464	.382	.408	.257	.619	41.8	15.5	15.5	5.5	5.8	73.5	63.8
Losses	.418	.353	.231	.286	.667	39.0	14.0	18.0	10.0	7.0	61.0	65.0

## Comparing the Calipari Era

A look at statistics through five games throughout the John Calipari era ...

Year	FG%	Opp. FG%	3-Pt. FG%	FT%	RPG	Assists	TOs.	Blocks	Steals	Points	PPG	Record
2017-18	.456	.376	.371	.627	41.2	76	80	32	30	355	71.0	4-1
2016-17	.476	.376	.305	.699	40.6	92	61	39	41	443	88.6	5-0
2015-16	.498	.376	.260	.651	41.8	69	67	30	38	399	79.8	5-0
2014-15	.467	.281	.303	.658	45.2	88	54	49	43	403	80.6	5-0
2013-14	.493	.364	.319	.651	49.2	70	59	36	28	448	89.6	4-1
2012-13	.558	.391	.462	.677	35.4	87	58	40	32	426	85.2	4-1
2011-12	.527	.300	.411	.684	44.8	78	75	53	38	418	83.6	5-0
2010-11	.455	.414	.379	.597	41.2	58	58	36	31	384	76.8	4-1
2009-10	.527	.359	.380	.667	43.8	76	97	43	32	414	82.8	5-0



# MISCELLANEOUS STATS

## Team Leaders

NO.	NAME	GAME LEADERS					GAMES WITH							
		PTS.	REBS.	BLKS.	ASSTS.	STLS.	10+ PTS	20+ PTS	10+REBS	3+ASSTS	3+BLKS	3+STLS	3+3's	DOUBLE-DOUBLE
0	Quade Green	1 (1)	-	-	1 (1)	-	3 (3)	1 (1)	-	3 (3)	-	-	1 (1)	-
1	Sacha Killeya-Jones	-	1 (1)	1 (4)	-	1 (1)	- (1)	-	-	2 (2)	-	-	-	
2	Jarred Vanderbilt	-	-	-	-	-	-	-	-	-	-	-	-	
3	Hamidou Diallo	1 (1)	1 (1)	1 (1)	1 (1)	1 (1)	3 (3)	-	1 (1)	3 (3)	-	-	-	
4	Nick Richards	-	1 (1)	1 (1)	-	-	1 (1)	-	-	1 (1)	-	-	-	
5	Kevin Knox	2 (2)	1 (1)	-	1 (1)	2 (2)	5 (5)	1 (1)	1 (1)	1 (1)	1 (1)	2 (2)	1 (1)	
10	Jonny David	-	-	-	-	-	-	-	-	-	-	-	-	
12	Brad Calipari	-	-	- (1)	-	-	-	-	-	-	-	-	-	
13	Jemarl Baker	-	-	-	-	-	-	-	-	-	-	-	-	
14	Tai Wynyard	-	-	-	-	-	-	-	-	-	-	-	-	
22	Shai Gilgeous-Alexander	-	-	1 (1)	2 (2)	5 (5)	2 (2)	-	4 (4)	-	2 (2)	-	-	
25	PJ Washington	1 (1)	1 (1)	2 (2)	1 (1)	-	2 (2)	-	1 (1)	3 (3)	1 (1)	-	1 (1)	
30	Dillon Pulliam	-	-	-	-	-	-	-	-	-	-	-	-	
32	Wenyen Gabriel	- (1)	1 (9)	3 (14)	-	- (2)	1 (8)	- (1)	1 (3)	- (2)	1 (4)	- (1)	- (1)	

*Career Total in (Parentheses)*

## Starting Lineups

Guard	Guard	G/F	Forward	Forward	Games	W-L
Green	Diallo	Knox	Washington	Richards	4	3-1
G.Alexander	Diallo	Knox	Washington	Richards	1	1-0

Starter	Games Started	Wins	Losses
Diallo	5	4	1
Knox	5	4	1
Richards	5	4	1
Washington	5	4	1
Green	4	3	1
Gilgeous-Alexander	1	1	0

## Streaks

Overall	Won 2
Unranked AP teams anywhere	Won 16
Ranked AP teams anywhere	Lost 2
Home	Won 9
Home AP ranked teams	Won 1
Home AP unranked teams	Won 50
Home SEC	Won 28
Home non-SEC	Won 3
Home AP ranked SEC	Won 3
Home AP unranked non-SEC	Won 38
Road	Won 4
Road AP ranked teams	Lost 3
Road AP unranked teams	Won 4
Road SEC	Won 4
Road non-SEC	Lost 2
Road AP ranked SEC	Lost 1
Road AP unranked non-SEC	Lost 4
Neutral	Lost 2
Neutral AP ranked teams	Lost 2
Neutral AP unranked teams	Won 9

## Active Consecutive Made Starts

Hamidou Diallo	5
Kevin Knox	5
Nick Richards	5
PJ Washington	5
Quade Green	4

## Active Consecutive Made Free Throws

Shai Gilgeous-Alexander	7
Wenyen Gabriel	3
Jonny David	2
Quade Green	2
Nick Richards	2

## Active Consecutive Games with a 3-Pointer

Kevin Knox	5
Wenyen Gabriel	2
Quade Green	2

24	
25+	

## Win-Loss Margins

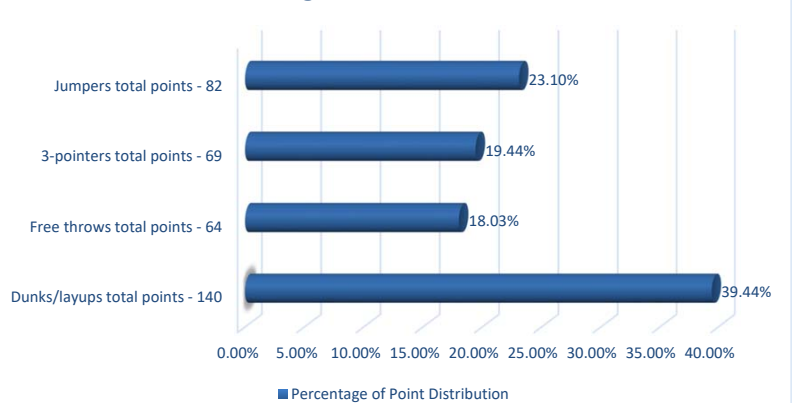
Margin	Games Won	Games Lost
1		
2		
3	1	
4		1
5		
6		
7		
8	1	
9		
10	1	
11		
12		
13		
14		
15		
16		
17	1	
18		
19		
20		
21		
22		
23		
24		
25+		

## Kentucky's Record When

KENTUCKY RECORD	ALL	SEC	KENTUCKY RECORD	ALL	SEC
Leading at halftime:	3-0	0-0	On CBS:	0-0	0-0
Tied at the half:	0-0	0-0	On ESPN/ESPN2/ESPNU:	1-1	0-0
Trailing at halftime:	1-1	0-0	On Fox Sports1:	0-0	0-0
Shoot > 50%:	1-0	0-0	On SEC Network/(+):	3-0	0-0
Shoot < 50%:	3-1	0-0	On FSN:	0-0	0-0
Shoot higher % than opp.:	3-0	0-0	vs. SEC at Home:	0-0	0-0
Shoot lower % than opp.:	1-1	0-0	vs. SEC on Road:	0-0	0-0
Opp. shoot worse than 50%:	4-1	0-0	Games vs. AP ranked opp.:	0-1	0-0
Opp. shoot 50% or higher:	0-0	0-0	Games following a loss:	1-0	0-0
Score less than 60 points:	0-0	0-0	Games following a win:	2-1	0-0
Score 60-69 points:	0-1	0-0	More points in the paint:	2-0	0-0
Score 70-79 points:	4-0	0-0	Fewer/Same points in the paint:	2-1	0-0
Score 80-89 points:	0-0	0-0	More bench points than opp.:	2-1	0-0
Score 90-99 points:	0-0	0-0	Fewer or same bench pts.:	2-0	0-0
Score 100+ points:	0-0	0-0	More 2nd-chance points:	4-0	0-0
Opp. score less than 60 pts.:	0-0	0-0	Fewer or same 2nd chance pts.:	0-1	0-0
Opp. score 60-69 pts.:	4-1	0-0	More or same points off TOs:	3-0	0-0
Opp. score 70-79 pts.:	0-0	0-0	Fewer points off TOs:	1-1	0-0
Opp. score 80-89 points:	0-0	0-0	On Monday:	1-0	0-0
Opp. score 90-99 points:	0-0	0-0	On Tuesday:	0-1	0-0
Opp. score 100+ points:	0-0	0-0	On Wednesday:	0-0	0-0
Outrebounded opponent:	3-0	0-0	On Thursday:	0-0	0-0
Outrebounded by opponent:	1-0	0-0	On Friday:	2-0	0-0
Equal number of rebounds:	0-1	0-0	On Saturday:	0-0	0-0
Fewer turnovers than opp.:	1-0	0-0	On Sunday:	1-0	0-0
Same turnovers as opp.:	0-0	0-0	In November:	4-1	0-0
More turnovers than opp.:	3-1	0-0	In December:	0-0	0-0
Make 8 or more 3-pointers:	1-0	0-0	In January:	0-0	0-0
Make 7 or fewer 3-pointers:	3-1	0-0	In February:	0-0	0-0
Games decided by 5 or fewer:	1-1	0-0	In March:	0-0	0-0
Overtime games:	0-0	0-0	In April:	0-0	0-0

## How the Cats are Scoring

### Percentage of Point Distribution



## Dunk Tracker

Player	Dunks in 2017-18	Dunks in Career
Wenyen Gabriel	-	5
Sacha Killeya-Jones	1	5
Hamidou Diallo	4	4
PJ Washington	4	4
Kevin Knox	3	3
Shai Gilgeous-Alexander	1	1
Nick Richards	1	1

## Fast Facts

Shooting Percentage	.456
Avg. Assists Per Game	15.2
Points Off Turnovers	15.0
Second-Chance Points	11.6
Points in the Paint	31.6
Fast Break Points	13.0
Bench Points	16.6
Points Per Possession	1.133
Avg. Time of Possession	17.0

## How UK Scored Its First Points

Player	Dunk/Layup	Jumper	3PT	FT
Quade Green	1			
Kevin Knox		1		
Nick Richards	2			
PJ Washington				1





# THE LAST TIME ...

## INDIVIDUALS

### SCORING

**Scored 25 points:** De'Aaron Fox (39) vs. UCLA, 3/24/17  
**Scored 30 points:** De'Aaron Fox (39) vs. UCLA, 3/24/17  
**Scored 35 points:** De'Aaron Fox (39) vs. UCLA, 3/24/17  
**Scored 40 points:** Malik Monk (47) vs. North Carolina, 12/17/16  
**Scored 45 points:** Malik Monk (47) vs. North Carolina, 12/17/16  
**Scored 50 points:** Jodie Meeks (54) at Tennessee, 1/13/09  
**Two players had 20 points:** De'Aaron Fox (39), Malik Monk (21), vs. UCLA, 3/24/17  
**Three players had 20 points:** DeMarcus Cousins (27)/John Wall (21)/Patrick Patterson (20) vs. Sam Houston State, 11/19/09  
**Two players had 30 points:** Patrick Patterson (33) and Jodie Meeks (32) vs. Tennessee State, 12/22/08  
**Scored 20 points in two straight games:** De'Aaron Fox (2) 3/10/17 - 3/11/17  
**Scored 20 points in three straight games:** Malik Monk (4) 11/23/16 - 12/3/16  
**Scored 20 points in four straight games:** Malik Monk (4) 11/23/16 - 12/3/16  
**Scored 20 points in five straight games:** Jamal Murray (12) 2/2/16 - 3/12/16  
**Scored 20 points in six straight games:** Jamal Murray (12) 2/2/16 - 3/12/16  
**Scored 20 points in seven straight games:** Jamal Murray (12) 2/2/16 - 3/12/16  
**Scored 20 points in eight straight games:** Jamal Murray (12) 2/2/16 - 3/12/16  
**Scored 20 points in nine straight games:** Jamal Murray (12) 2/2/16 - 3/12/16  
**Scored 20 points in 10 straight games:** Jamal Murray (12) 2/2/16 - 3/12/16  
**Scored 20 points in 11 straight games:** Jamal Murray (12) 2/2/16 - 3/12/16  
**Scored 20 points in 12 straight games:** Jamal Murray (12) 2/2/16 - 3/12/16  
**Scored 20 points in 15 straight games:** Dan Issel (18) 12/1/69 - 2/7/70  
**Scored 25 points in three straight games:** Tayshaun Prince (3) 3/11/01-3/17/01  
**Scored 30 points in two straight games:** Jodie Meeks vs. Appalachian State (46) 12/20/08; vs. Tennessee State (32) 12/22/08  
**Scored 30 points in three straight games:** Dan Issel (6) 2/14/70 - 3/2/70  
**Scored in double figures in 10 straight games:** De'Aaron Fox (12) 2/14/17-3/26/17  
**Scored in double figures in 15 straight games:** Malik Monk (30) 11/11/16-2/28/17  
**Scored in double figures in 20 straight games:** Malik Monk (30) 11/11/16-2/28/17  
**Scored in double figures in 25 straight games:** Malik Monk (30) 11/11/16-2/28/17  
**Scored in double figures in 30 straight games:** Malik Monk (30) 11/11/16-2/28/17  
**Scored in double figures in 33 straight games:** Jamal Murray (34) 11/17/15 - 3/19/16  
**Scored in double figures in 34 straight games:** Jamal Murray (34) 11/17/15 - 3/19/16  
**Scored in double figures in 35 straight games:** Kenny Walker (36) 11/14/85 - 3/22/86  
**Five players scored in double figures:** Bam Adebayo (13), De'Aaron Fox (13), Isaac Humphries (12), Malik Monk (12), Dominique Hawkins (10) vs. North Carolina, 3/26/17  
**Six players scored in double figures:** Malik Monk (23), Isaiah Briscoe (20), De'Aaron Fox (14), Bam Adebayo (12), Derek Willis (11), Wenyen Gabriel (10) vs. Arizona State, 11/28/16  
**Seven players scored in double figures:** Randolph Morris (17), Kelenna Azubuike (15), Patrick Sparks (14), Chuck Hayes (12), Rajon Rondo (11), Ravi Moss (10) and Ramel Bradley (10) vs. Mississippi State 2/19/05,  
**Four players with 15 or more points:** Malik Monk (26), De'Aaron Fox (16), Bam Adebayo (15), Wenyen Gabriel (15) vs. UT Martin, 11/25/16

### DOUBLE-DOUBLES

**Double-double:** Kevin Knox (17 points, 10 rebounds) vs. ETSU, 11/17/17  
**Triple-double:** Isaiah Briscoe (19 points, 11 rebounds, 10 assists) at Ole Miss, 12/29/16

**20-10 (rebs) game:** Bam Adebayo (22 points, 15 rebounds) at Missouri, 2/21/17  
**20-10 (assts) game:** De'Aaron Fox (24 points, 10 assists) vs. North Carolina, 12/17/16  
**20-15 game:** Bam Adebayo (22 points, 15 rebounds) at Missouri, 2/21/17  
**30-10 game:** Tayshaun Prince (33 points, 11 rebounds) vs. Tennessee State, 12/22/98  
**Back-to-back 20-10 games:** Julius Randle (3) 11/8/13 - 11/10/13  
**Three straight 20-10 games:** Julius Randle (3) 11/8/13 - 11/12/13  
**Double-double in points and rebs.:** Kevin Knox (17 points, 10 rebounds) vs. ETSU, 11/17/17  
**Double-double in points and assists:** Isaiah Briscoe (19 points, 10 assists) at Ole Miss, 12/29/16  
**Double-double in points and blocks:** Never  
**Double-double in points and steals:** Never  
**Double-double in two consecutive games:** Bam Adebayo (15 pts, 18 rebs) vs. NKU, (3/17/17), (13 pts, 10 rebs) vs. Wichita State, 3/19/17  
**Double-double in three consecutive games:** - Julius Randle (19p, 15r) vs. Kansas State, 3/21/14; (13 p, 10 r), vs. Wichita State, 3/23/14; (15 p, 12 r), vs. Louisville, 3/28/14; (16 p, 11 r), vs. Michigan, 3/30/14  
**Double-double in four consecutive games:** Julius Randle (19p, 15r) vs. Kansas State, 3/21/14; (13 p, 10 r), vs. Wichita State, 3/23/14; (15 p, 12 r), vs. Louisville, 3/28/14; (16 p, 11 r), vs. Michigan, 3/30/14  
**Double-double in five consecutive games:** Julius Randle (14p, 10r) at Arkansas, (2/27/14); (10p, 15r) at South Carolina (3/1/14); (12 p, 11 r) vs. Alabama, (3/4/14); (16 p, 10 r) at Florida, (3/8/14); (17 p, 16 r) vs. LSU, (3/14/14); (12 p, 11 r) vs. Georgia, (3/15/14)  
**Double-double in six consecutive games:** Julius Randle (14p, 10r) at Arkansas, (2/27/14); (10p, 15r) at South Carolina (3/1/14); (12 p, 11 r) vs. Alabama, (3/4/14); (16 p, 10 r) at Florida, (3/8/14); (17 p, 16 r) vs. LSU, (3/14/14); (12 p, 11 r) vs. Georgia, (3/15/14)  
**Double-double in seven consecutive games:** Julius Randle (7) 11/18/13-11/27/13  
**Double-double in 10 consecutive games:** Jim Andrews, 1972-73 season  
**Two players record double-doubles:** De'Aaron Fox (16 points, 11 assists), Wenyen Gabriel (10 points, 10 rebounds) vs. Cleveland State, 11/23/16  
**Three players record double-doubles:** DeMarcus Cousins (19 pts, 14 rebs)/Patrick Patterson (19 pts, 10 rebs)/John Wall (18 pts, 10 rebs) at Mississippi State, 2/16/10  
**Four players record double-doubles:** Jack Givens (30 pts, 13 rebs)/Kyle Macy (16 pts, 10 assts)/Mike Phillips (22 pts, 18 rebs)/Rick Robey (23 pts, 13 rebs) vs. Southern Methodist, 11/26/77  
**Five players record double-doubles:** Never

### FIELD GOALS

**Made 12 FG in a game:** De'Aaron Fox (13) vs. UCLA, 3/24/17  
**Made 15 FG in a game:** Malik Monk (18) vs. North Carolina, 12/17/16  
**Made 16 FG in a game:** Malik Monk (18) vs. North Carolina, 12/17/16  
**Made 17 FG in a game:** Malik Monk (18) vs. North Carolina, 12/17/16  
**Made 18 FG in a game:** Malik Monk (18) vs. North Carolina, 12/17/16  
**Made 19 FG in a game:** Dan Issel (19) vs. Alabama, 2/23/70  
**Made 20 FG in a game:** Dan Issel (23) vs. Ole Miss, 2/7/70  
**Made 21 FG in a game:** Dan Issel (23) vs. Ole Miss, 2/7/70  
**Made 22 FG in a game:** Dan Issel (23) vs. Ole Miss, 2/7/70  
**Made 23 FG in a game:** Dan Issel (23) vs. Ole Miss, 2/7/70  
**Attempted 17 FG in a game:** De'Aaron Fox (20), Malik Monk (17) vs. UCLA, 3/24/17  
**Attempted 18 FG in a game:** De'Aaron Fox (20) vs. UCLA, 3/24/17  
**Attempted 19 FG in a game:** De'Aaron Fox (20) vs. UCLA, 3/24/17  
**Attempted 20 FG in a game:** De'Aaron Fox (20) vs. UCLA, 3/24/17  
**Attempted 25 FG in a game:** Malik Monk (28) vs. North Carolina, 12/17/16

### 3-POINTERS

**Made 5 3-pointers in a game:** Malik Monk (5) vs. Florida, 2/25/17  
**Made 6 3-pointers in a game:** Malik Monk (7) vs. Georgia, 1/31/17

**Made 7 3-pointers in a game:** Malik Monk (7) vs. Georgia, 1/31/17  
**Made 8 3-pointers in a game:** Malik Monk (8) vs. North Carolina, 12/17/16  
**Made 9 3-pointers in a game:** Jodie Meeks (10) at Tennessee, 1/13/09  
**Made 10 3-pointers in a game:** Jodie Meeks (10) at Tennessee, 1/13/09  
**Made 11 3-pointers in a game:** Never  
**Attempted 10 3-pointers in a game:** Malik Monk (11) vs. Georgia, 1/31/17  
**Attempted 15 3-pointers in a game:** Jodie Meeks (15) at Tennessee, 1/13/09  
**Attempted 16 3-pointers in a game:** Derrick Miller (16) vs. LSU 2/15/90  
**Attempted 17 3-pointers in a game:** Derrick Miller (19) vs. Kansas 12/6/89  
**Attempted 18 3-pointers in a game:** Derrick Miller (19) vs. Kansas 12/6/89  
**Attempted 19 3-pointers in a game:** Derrick Miller (19) vs. Kansas 12/6/89  
**Made a 3-pointer in 10 straight games:** Malik Monk (12), 1/21/17-2/28/17  
**Made a 3-pointer in 15 straight games:** Jamal Murray (36), 11/13/15 - 3/19/16, Derek Willis (17), 1/12/16 - 3/17/16  
**Made a 3-pointer in 20 straight games:** Jamal Murray (36), 11/13/15 - 3/19/16  
**Made a 3-pointer in 30 straight games:** Jamal Murray (36), 11/13/15 - 3/19/16  
**Made two 3-pointers in 10 straight games:** Jamal Murray (17), 1/23/16 - 3/17/16  
**Made three 3-pointers in 10 straight games:** Gerald Fitch (20) 1/14/03 - 3/23/03  
**Made three 3-pointers in 15 straight games:** Gerald Fitch (20) 1/14/03 - 3/23/03  
**Made three 3-pointers in 20 straight games:** Gerald Fitch (20) 1/14/03 - 3/23/03  
**Made three 3-pointers in 25 straight games:** Keith Bogans (29) 3/14/02 - 2/26/03

### FREE THROWS

**Made 8 FT in a game:** De'Aaron Fox (13) vs. UCLA, 3/24/17  
**Made 9 FT in a game:** De'Aaron Fox (13) vs. UCLA, 3/24/17  
**Made 10 FT in a game:** De'Aaron Fox (13) vs. UCLA, 3/24/17  
**Made 11 FT in a game:** De'Aaron Fox (13) vs. UCLA, 3/24/17  
**Made 12 FT in a game:** De'Aaron Fox (13) vs. UCLA, 3/24/17  
**Made 13 FT in a game:** De'Aaron Fox (13) vs. UCLA, 3/24/17  
**Made 14 FT in a game:** Tyler Ulis (14) at Arkansas, 1/21/16  
**Made 15 FT in a game:** Rodrick Rhodes (16) vs. Ole Miss 1/18/95  
**Made 16 FT in a game:** Rodrick Rhodes (16) vs. Ole Miss 1/18/95  
**Made 17 FT in a game:** Dwight Anderson (18) vs. Mississippi State 2/12/79  
**Made 18 FT in a game:** Dwight Anderson (18) vs. Mississippi State 2/12/79  
**Attempted 10 FT in a game:** De'Aaron Fox (15), vs. UCLA, 3/24/17  
**Attempted 15 FT in a game:** De'Aaron Fox (15), vs. UCLA, 3/24/17  
**Attempted 20 FT in a game:** Heshimu Evans (20) vs. Ole Miss 3/5/99

### REBOUNDS

**15 Rebs:** Bam Adebayo (18) vs. Northern Kentucky, 3/17/17  
**16 Rebs:** Bam Adebayo (18) vs. Northern Kentucky, 3/17/17  
**17 Rebs:** Bam Adebayo (18) vs. Northern Kentucky, 3/17/17  
**18 Rebs:** Bam Adebayo (18) vs. Northern Kentucky, 3/17/17  
**19 Rebs:** Michael Kidd-Gilchrist (19) vs. Louisville, 12/31/11  
**20 Rebs:** Jared Prickett (20) vs. Arkansas 2/9/94  
**25 Rebs:** Mike Phillips (28) vs. Tennessee 1/10/76  
**30 Rebs:** Cotton Nash (30) vs. Ole Miss 2/8/64  
**34 Rebs:** Bob Burrow (34) vs. Temple 12/10/55  
**10+ Rebs in three consecutive games:** Julius Randle (4) 3/21/14 - 3/30/14  
**10+ Rebs in four consecutive games:** Julius Randle (4) 3/21/14 - 3/30/14  
**10+ Rebs in five consecutive games:** Julius Randle (10) 2/12/14 - 3/15/14  
**10+ Rebs in six consecutive games:** Julius Randle (10) 2/12/14 - 3/15/14  
**10+ Rebs in seven consecutive games:** Julius Randle (10) 2/12/14 - 3/15/14  
**10+ rebs in eight consecutive games:** Julius Randle (10) 2/12/14 - 3/15/14



# THE LAST TIME ...

**10+ rebounds in nine consecutive games:** Julius Randle (10) 2/12/14 - 3/15/14  
**10+ rebs in 10 consecutive games:** Julius Randle (10) 2/12/14 - 3/15/14  
**Two players had 10 rebounds:** Derek Willis (11) and Bam Adebayo (10) vs. Georgia, 3/10/17  
**Three players had 10 rebounds:** Michael Kidd-Gilchrist (19), Terrence Jones (11), Anthony Davis (10) vs. Louisville, 12/31/11

## ASSISTS

**6 assists:** Shai Gilgeous-Alexander (6) vs. ETSU, 11/17/17  
**7 assists:** Isaiah Briscoe (8) vs. North Carolina, 3/26/17  
**8 assists:** Isaiah Briscoe (8) vs. North Carolina, 3/26/17  
**9 assists:** Isaiah Briscoe (11) at Ole Miss, 12/29/16  
**10 assists:** Isaiah Briscoe (11) at Ole Miss, 12/29/16  
**11 assists:** Isaiah Briscoe (11) at Ole Miss, 12/29/16  
**12 assists:** De'Aaron Fox (12) vs. Stephen F. Austin, 11/11/16  
**13 assists:** Tyler Ulis (14) vs. LSU, 3/5/16  
**14 assists:** Tyler Ulis (14) vs. LSU, 3/5/16  
**15 assists:** John Wall (16) vs. Hartford, 12/29/09  
**16 assists:** John Wall (16) vs. Hartford, 12/29/09  
**5+ assists in four consecutive games:** De'Aaron Fox (6) 11/15/16 - 12/3/16  
**8+ assists in two consecutive games:** De'Aaron Fox (2) 11/25/16 - 12/3/16

## BLOCKS

**4 blocks:** PJ Washington (4) vs. Kansas, 11/14/17  
**5 blocks:** Skal Labissiere (6) vs. Stony Brook, 3/17/16  
**6 blocks:** Skal Labissiere (6) vs. Stony Brook, 3/17/16  
**7 blocks:** Karl-Anthony Towns (7) vs. Vanderbilt, 1/20/15  
**8 blocks:** Willie Cauley-Stein (9) vs. Boise State, 12/10/13  
**9 blocks:** Willie Cauley-Stein (9) vs. Boise State, 12/10/13  
**10 blocks:** Nerlens Noel (12) at Ole Miss, 1/29/13  
**11 blocks:** Nerlens Noel (12) at Ole Miss, 1/29/13  
**12 blocks:** Nerlens Noel (12) at Ole Miss, 1/29/13

## STEALS

**4 steals:** Kevin Knox (4), Shai Gilgeous-Alexander vs. Utah Valley, 11/10/17  
**5 steals:** Malik Monk (5) vs. UCLA, 12/3/16  
**6 steals:** Tyler Ulis (6) vs. Ole Miss, 1/2/16  
**7 steals:** Rajon Rondo (8) vs. Mississippi State, 2/19/05  
**8 steals:** Rajon Rondo (8) vs. Mississippi State, 2/19/05

## MINUTES

**Played every minute:** Isaiah Briscoe (45) vs. Georgia, 1/31/17  
**Played 40+ minutes:** Malik Monk (44), Isaiah Briscoe (45) vs. Georgia, 1/31/17  
**Played more than 50 minutes:** Patrick Patterson (50) vs. Vanderbilt, 1/12/08

## FOULS

**Fouled out:** PJ Washington vs. ETSU, 11/17/17  
**Two players fouled out:** Isaiah Briscoe and Alex Poythress at Florida, 3/1/16  
**Three players fouled out:** Skal Labissiere, Marcus Lee, Alex Poythress, Derek Willis at Kansas, 1/30/16  
**Four players fouled out:** Skal Labissiere, Marcus Lee, Alex Poythress, Derek Willis at Kansas, 1/30/16  
**Technical foul:** PJ Washington vs. Vermont, 11/12/17

## TEAM

### STARTS

**Started four freshmen:** Kevin Knox, Quade Green, Hamidou Diallo, Nick Richards, PJ Washington vs. Troy, 11/20/17  
**Started five freshmen:** Kevin Knox, Quade Green, Hamidou Diallo, Nick Richards, PJ Washington vs. Troy, 11/20/17

## SCORING

**Scored 90 or more points:** 92 vs. LSU, 2/7/17 (W, 92-85)  
**Scored 90 or more points (SEC game):** 92 vs. LSU, 2/7/17 (W, 92-85)  
**Scored 100 or more points:** 100 vs. Texas A&M, 1/3/17 (W, 100-58)  
**Scored 100 or more points (SEC game):** 100 vs. Texas A&M, 1/3/17 (W, 100-58)  
**Scored 110 or more points:** 115 vs. Arizona State, 11/28/16 (W, 115-69)  
**Scored 110 or more points (SEC game):** 110 vs. Auburn, 2/21/15 (W, 110-75)  
**Scored 120 or more points:** 120 vs. Vanderbilt, 2/7/96 (W, 120-81)

**Scored 120 or more points (SEC game):** 120 vs. Vanderbilt, 2/7/96 (W, 120-81)  
**Scored 130 or more points:** 143 vs. Georgia, 2/27/56 (W, 143-66)  
**Scored 140 or more points:** 143 vs. Georgia, 2/27/56 (W, 143-66)  
**Scored 150 or more points:** Never  
**Scored less than 50 points:** 48 vs. Vanderbilt, 3/15/13 (L, 64-48)  
**Scored 100 points in two consecutive games:** vs. Cleveland State (11/23/16), vs. UT Martin (11/25/16), vs. Arizona State (11/28/16)  
**Scored 100 Points in three consecutive games:** vs. Cleveland State (11/23/16), vs. UT Martin (11/25/16), vs. Arizona State (11/28/16)  
**Scored 100 points in consecutive SEC games:** 2/27/56-3/3/56

## OPPONENT SCORING

**Allowed 90 or more points:** 100 vs. North Carolina, 12/17/16 (W, 103-100)  
**Allowed 90 or more points (SEC game):** 90 by Georgia, 3/4/09 (L, 90-85)  
**Allowed 100 or more points:** 100 vs. North Carolina, 12/17/16 (W, 103-100)  
**Allowed 100 or more points (SEC game):** 101 by Arkansas, 2/10/93 (L, 101-94)  
**Allowed less than 50 points:** 48 vs. Michigan State, 11/15/16 (W, 69-48)  
**Allowed less than 50 points (SEC game):** 48 vs. Georgia, 2/9/16 (W, 82-48)

## SHOOTING PERCENTAGES

**Shot 70% from the field:** .722 vs. Mississippi St., 2/15/86  
**Shot 65% from the field:** .677 vs. LIU Brooklyn, 11/23/12  
**Shot 30% or less from the field:** .281 at Texas A&M (1/10/15)  
**Allowed 50% shooting:** .527 vs. UCLA, 3/24/17  
**Allowed 60% shooting:** .640 by Florida, 3/4/07  
**Allowed 20% or less shooting:** .197 by Montana State, 11/23/14 (12-61)  
**Allowed 30% or less shooting:** .263 by Stony Brook, 3/17/16 (20-76)  
**Held opponent to zero 3-pointers:** at Auburn, 1/19/13 (0-15)

## FREE THROWS

**Shot 90% or better from FT line:** 90.0 (9-10) vs. Wisconsin (4/4/15)  
**Shot 100% from FT Line:** 11-11 vs. Florida, 2/7/12  
**Shot 50% or less from FT line:** .200 (3-15) vs. ETSU, 11/11/17  
**Attempted 40 FT:** vs. Arkansas (40), 1/7/17  
**Attempted five or less FT:** vs. South Carolina (4) 1/21/06  
**Made 30 FT:** 30 vs. Auburn, 3/14/15 (30-35)

## 3-POINTERS

**Hit 10 3-pointers:** 10 vs. UCLA, 3/24/17 (10-23)  
**Hit 11 3-pointers:** 11 vs. Tennessee, 2/14/17 (11-25)  
**Hit 12 3-pointers:** 13 vs. Texas A&M, 1/3/17 (13-25)  
**Hit 13 3-pointers:** 13 vs. Texas A&M, 1/3/17 (13-25)  
**Hit 14 3-pointers:** 15 vs. Georgia, 3/1/12 (15-27)  
**Hit 15 3-pointers:** 15 vs. Georgia, 3/1/12 (15-27)  
**Hit 16 3-pointers:** 16 vs. UNC-Asheville, 12/23/96 (16-33)  
**Hit 17 3-pointers:** 20 vs. LSU, 3/4/95 (20-35)  
**Hit 18 3-pointers:** 20 vs. LSU, 3/4/95 (20-35)  
**Hit 19 3-pointers:** 20 vs. LSU, 3/4/95 (20-35)  
**Hit 20 3-pointers:** 20 vs. LSU, 3/4/95 (20-35)  
**Hit 21 3-pointers:** 21 vs. North Carolina, 12/27/89 (21-48)  
**Hit 22 3-pointers:** Never

## SCORING MARGINS

**Won game by 50 points or more:** 58 vs. Montana State (W, 86-28) 11/23/14  
**Won game by 60 points or more:** 62 vs. Vanderbilt (W, 106-44) 3/5/03  
**Won game by 70 points or more:** 74 vs. Tennessee-Martin (W, 124-50) 11/26/94  
**Lost game by 30 points or more:** 30 at Tennessee (L, 88-58) 2/16/13  
**Lost game by 40 points or more:** 41 at Vanderbilt (L, 93-52) 2/12/08  
**Lost game by 50 points or more:** 55 at Kansas (L, 150-95) 12/9/89  
**Lost game by 60 points or more:** 70 vs. Central (L, 87-17) 1/28/1910  
**Lost game by 70 points or more:** 70 vs. Central (L, 87-17) 1/28/1910  
**Game decided by one point:** vs. Wisconsin, 4/5/14 (W, 74-73)  
**Game decided by two points:** vs. North Carolina, 3/26/17 (L,

75-73)  
**Game decided by three points:** vs. Wichita State, 3/19/17 (W, 65-62)  
**Two consecutive games decided by one point:** vs. North Carolina (W, 73-72) 12/3/11 and at Indiana (L, 73-72) 12/10/11  
**Three consecutive games decided by one point:** Never  
**Two consecutive games decided by two points:** at Ole Miss (L, 71-69) 2/1/11 and Florida (L, 70-68) 2/5/11

**Came back from 10-point deficit for win:** W, 78-61 vs. ETSU (11/17/17); Trailed by 10 at 18-8 (12:18 in 1st)  
**Came back from 11-point deficit for win:** W, 73-62 vs. Utah Valley (11/10/17); Trailed by 12 at 37-25 (19:26 in 2nd)  
**Came back from 12-point deficit for win:** W, 73-62 vs. Utah Valley (11/10/17); Trailed by 12 at 37-25 (19:26 in 2nd)  
**Came back from 13-point deficit for win:** W, 71-63 at Texas A&M (3/4/17); Trailed by 15 at 19-4 (12:09 in 1st)  
**Came back from 14-point deficit for win:** W, 71-63 at Texas A&M (3/4/17); Trailed by 15 at 19-4 (12:09 in 1st)  
**Came back from 15-point deficit for win:** W, 71-63 at Texas A&M (3/4/17); Trailed by 15 at 19-4 (12:09 in 1st)  
**Came back from 16-point deficit for win:** W, 73-67 vs. Vanderbilt (2/28/17); Trailed by 19 at 25-6 (8:03 in 1st)  
**Came back from 17-point deficit for win:** W, 73-67 vs. Vanderbilt (2/28/17); Trailed by 19 at 25-6 (8:03 in 1st)  
**Came back from 18-point deficit for win:** W, 73-67 vs. Vanderbilt (2/28/17); Trailed by 19 at 25-6 (8:03 in 1st)  
**Came back from 19-point deficit for win:** W, 73-67 vs. Vanderbilt (2/28/17); Trailed by 19 at 25-6 (8:03 in 1st)  
**Came back from 20-point deficit for win:** W, 82-79 at Vanderbilt (2/22/97); Trailed by 22 at 40-18 (3:51 in 1st)  
**Came back from 30-point deficit for win:** W, 99-95 at LSU (2/15/94); Trailed by 31 at 68-37 (15:34 in 2nd)  
**Came back from 31-point deficit for win:** W, 99-95 at LSU (2/15/94); Trailed by 31 at 68-37 (15:34 in 2nd)

## REBOUNDS

**Pulled down 50 rebounds:** 53 (15-38) vs. Troy, 11/20/17  
**Pulled down 55 rebounds:** 59 (20-39) vs. Arizona State, 11/28/16  
**Pulled down 60 rebounds:** 62 (19-43) vs. Morehead State, 12/16/96

## OVERTIME GAMES

**Played an overtime game:** vs. Georgia, 1/31/17 (W, 90-81 OT)  
**Won an overtime game:** vs. Georgia, 1/31/17 (W, 90-81 OT)  
**Played an SEC overtime game:** vs. Georgia, 1/31/17 (W, 90-81 OT)  
**Won an SEC overtime game:** vs. Georgia, 1/31/17 (W, 90-81 OT)  
**Lost an overtime game:** at Texas A&M, 2/20/16 (L, 79-77 OT)  
**Lost an SEC overtime game:** at Texas A&M, 2/20/16 (L, 79-77 OT)  
**Played an overtime game in SEC Tournament:** vs. Texas A&M, 3/13/16 (W, 82-77 OT)  
**Won an overtime game in SEC Tournament:** vs. Texas A&M, 3/13/16 (W, 82-77 OT)  
**Played two overtimes:** at Texas A&M, 1/10/15 (W, 70-64 2ot)  
**Played three overtimes:** vs. Temple 12/7/57 (W, 85-83)  
**Played four overtimes:** Never played four overtime game  
**Played consecutive games that went to overtime:** 1/6/15 vs. Ole Miss (W, 89-86) and 1/10/15 at Texas A&M (70-64)



# RUPP ARENA

## Year-by-Year Records

Season	W-L	Percentage
2017-18	4-0	1.000
2016-17	15-2	.882
2015-16	17-0	1.000
2014-15	19-0	1.000
2013-14	16-2	.889
2012-13	16-2	.889
2011-12	18-0	1.000
2010-11	15-0	1.000
2009-10	18-0	1.000
2008-09	12-6	.667
2007-08	14-4	.778
2006-07	14-2	.875
2005-06	10-5	.667
2004-05	14-1	.933
2003-04	11-2	.846
2002-03	12-1	.923
2001-02	12-3	.800
2000-01	11-1	.917
1999-2000	14-0	1.000
1998-99	12-1	.923
1997-98	9-3	.750
1996-97	12-1	.923
1995-96	13-0	1.000
1994-95	12-1	.923
1993-94	13-1	.929
1992-93	16-0	1.000
1991-92	15-2	.882
1990-91	13-0	1.000
1989-90	13-2	.867
1988-89	8-6	.571
1987-88	14-2	.875
1986-87	13-2	.867
1985-86	18-0	1.000
1984-85	11-3	.786
1983-84	16-0	1.000
1982-83	14-1	.933
1981-82	15-1	.938
1980-81	15-0	1.000
1979-80	12-3	.800
1978-79	11-4	.733
1977-78	16-0	1.000
1976-77	12-2	.857
<b>Total</b>	<b>565-66</b>	<b>.895</b>

## Top 10 All-Time Attendances

No.	Att.	Opp.	Date	Result
1.	24,479	Louisville	1/20/10	W, 71-62
2.	24,468	N. Carolina	12/5/09	W, 68-66
3.	24,465	Florida	2/10/07	L, 64-61
4.	24,459	Florida	2/4/03	W, 70-55
5.	24,432	Louisville	12/17/05	W, 73-61
6.	24,431	Florida	2/25/17	W, 76-66
7.	24,428	Florida	3/7/15	W, 67-50
8.	24,425	Florida	2/15/14	L, 69-59
9.	24,418	Kansas	1/28/17	L, 79-73
10.	24,416	Arkansas	2/28/15	W, 84-67

## Top 10 Attendances of 17-18

No.	Att.	Opp.	Date	Result
1.	20,378	Centre*	11/3/17	W, 106-63
2.	20,174	Vermont	11/12/17	W, 73-69
3.	20,168	ETSU	11/17/17	W, 78-61
4.	19,807	Utah Valley	11/10/17	W, 73-63
5.	19,736	T. More*	10/27/17	W, 103-61
6.	19,548	Troy	11/20/17	W, 70-62
7.	14,138	Morehead*	10/30/17	W, 92-67
8.	-			
9.	-			
10.	-			

## Cats Rock at Rupp

UK has won 221 of its last 250 home games, including a 54-game winning streak in the venerable arena to begin the John Calipari era. All-time, the Wildcats are 565-66 (.895) in Rupp Arena.

Among the most notable marks of dominance in the nation's toughest venue to play include:

- The Wildcats are 302-40 (.883) in regular-season SEC games in the building
- Kentucky set a new program home record of 19 wins in 2014-15
- The Wildcats have gone undefeated at home in five of John Calipari's eight seasons
- Overall, UK has posted a perfect mark in 13 of Rupp Arena's 40 seasons

## Cal Owns Longest Win Streaks in Rupp

With UK's 2011-12 season-opening victory over Marist, UK head coach John Calipari recorded his 34th consecutive win in Rupp Arena as UK's head coach. It broke former UK head coach Rick Pitino's longest streak of 33 games in the venue.

The winning streak reached as long as 54 games. Calipari didn't suffer his first loss in Rupp Arena until losing to Baylor in his fourth season. The 54-game run, however, was his longest career winning streak. He also had the second-longest streak in the arena as the Cats won 42 straight from March 4, 2014 to Nov. 25, 2016.

## Pack the House

Kentucky has led the nation in average home attendance in 19 of the last 22 seasons entering this year, including a Rupp Arena record of 24,110 in John Calipari's first season (2009-10) as head coach.

- Kentucky averaged 23,461 fans during the 2016-17 season
- UK has averaged 23,000 or more fans in seven of Calipari's eight seasons

## The Top-Ranked Team at Home

Kentucky has lost just three times at home as the Associated Press top-ranked team in the history of the program and just twice in Rupp Arena. Prior to the loss to UCLA by three on Dec. 3, 2016, the other two losses came by just one point.

The Wildcats are 53-2 all-time as the AP No. 1 team in Rupp Arena since its opening in 1976. The first loss was to Auburn, 53-52, on Jan. 9, 1988.

## Coach Cal in Rupp Arena

It's been downright difficult to beat the Wildcats at Rupp Arena during the John Calipari era. UK is 138-6 (.958) at Rupp Arena under Calipari.

- UK is 18-3 (.857) vs. ranked opponents in Rupp in the Calipari era
- The Wildcats are 120-3 (.976) vs. unranked teams in Rupp under Calipari
- UK is 72-3 (.960) at home vs. nonconference foes under Calipari
- Calipari notched his 100th career win at Rupp Arena as UK's coach with the Wildcats' 110-75 rout of Auburn on Feb. 21, 2014. It took Calipari just 104 games to reach the century mark at home, the fastest of any UK coach

## Cal Passes Hall for Rupp Record

With a 101-70 victory over Cleveland State on Nov. 23, 2016, John Calipari passed former UK head coach Joe B. Hall for wins in Rupp Arena history.

Calipari currently has 138 victories inside the historic venue. Hall won 122.

## Rupp Arena Quick Facts

<b>Year Opened:</b>	1976
<b>First Game:</b>	Nov. 27, 1976
<b>All-Time Record:</b>	565-66 (.89.5)
<b>Record Under Calipari:</b>	138-6 (.95.8)
<b>Capacity:</b>	23,000
<b>Record Crowd:</b>	24,479 (1/20/10)
<b>Longest Winning Streak:</b>	54 (11/9/10-12/1/12)
<b>Current Winning Streak:</b>	9 (1/31/17 - Pres.)

## 2017-18 Opponent Breakdown

**Utah Valley (Nov. 10)**  
All-time games in Rupp Arena: One  
UK record in Rupp vs. Utah Valley: 1-0  
Last time in Rupp Arena: UK, 73-63 (11/10/17)

**Vermont (Nov. 12)**  
All-time games in Rupp Arena: One  
UK record in Rupp vs. Vermont: 1-0  
Last time in Rupp Arena: UK, 73-69 (11/12/17)

**ETSU (Nov. 17)**  
All-time games in Rupp Arena: Four  
UK record in Rupp vs. ETSU: 4-0  
Last time in Rupp Arena: UK, 78-61 (11/17/17)

**Troy (Nov. 20)**  
All-time games in Rupp Arena: One  
UK record in Rupp vs. Troy: 1-0  
Last time in Rupp Arena: UK, 70-62 (11/20/17)

**Fort Wayne (Nov. 22)**  
First meeting in Rupp Arena

**UIC (Nov. 26)**  
First meeting in Rupp Arena

**Harvard (Dec. 2)**  
First meeting in Rupp Arena

**Virginia Tech (Dec. 16)**  
First meeting in Rupp Arena

**Louisville (Dec. 29)**  
All-time games in Rupp Arena: 18  
UK record in Rupp vs. UofL: 14-4  
Last time in Rupp Arena: UK, 75-73 (12/26/15)

**Georgia (Dec. 31)**  
All-time games in Rupp Arena: 39  
UK record in Rupp vs. UGA: 35-4  
Last time in Rupp Arena: UK, 90-81<sup>OT</sup>(1/31/17)

**Texas A&M (Jan. 9)**  
All-time games in Rupp Arena: Four  
UK record in Rupp vs. TAMU: 2-2  
Last time in Rupp Arena: UK, 100-58 (1/3/17)

**Florida (Jan. 20)**  
All-time games in Rupp Arena: 41  
UK record in Rupp vs. UF: 34-7  
Last time in Rupp Arena: UK, 76-66 (2/25/17)

**Mississippi State (Jan. 23)**  
All-time games in Rupp Arena: 28  
UK record in Rupp vs. MSU: 26-2  
Last time in Rupp Arena: UK, 80-74 (1/12/16)

**Vanderbilt (Jan. 30)**  
All-time games in Rupp Arena: 39  
UK record in Rupp vs. VU: 37-2  
Last time in Rupp Arena: UK, 73-67 (2/28/17)

**Tennessee (Feb. 6)**  
All-time games in Rupp Arena: 41  
UK record in Rupp vs. UT: 37-4  
Last time in Rupp Arena: UK, 83-58 (2/14/17)

**Alabama (Feb. 17)**  
All-time games in Rupp Arena: 30  
UK record in Rupp vs. UA: 24-6  
Last time in Rupp Arena: UK, 78-53 (2/23/16)

**Missouri (Feb. 24)**  
All-time games in Rupp Arena: Three  
UK record in Rupp vs. Mizzou: 3-0  
Last time in Rupp Arena: UK, 88-54 (1/27/16)

**Ole Miss (Feb. 28)**  
All-time games in Rupp Arena: 30  
UK record in Rupp vs. OM: 29-2  
Last time in Rupp Arena: UK, 83-61 (1/2/16)





# COACH CALIPARI

## UK vs. AP Ranked Foes Under Cal

### In John Calipari Era (2009-Present)

#### 50-23

vs. No. 4 Kansas (Chicago)	Nov. 14, 2017	L, 65-61
vs. No. 5 North Carolina (NCAA)	March 26, 2017	L, 75-73
vs. No. 8 UCLA (NCAA)	March 24, 2017	W, 86-75
vs. No. 19 Wichita St. (NCAA)	March 19, 2017	W, 65-62
vs. No. 13 Florida	Feb. 25, 2017	W, 76-66
at No. 24 Florida	Feb. 4, 2017	L, 88-66
vs. No. 2 Kansas	Jan. 28, 2017	L, 79-73
vs. No. 24 South Carolina	Jan. 21, 2017	W, 85-69
at No. 10 Louisville	Dec. 21, 2016	L, 73-70
vs. No. 7 North Carolina (Las Vegas)	Dec. 17, 2016	W, 103-100
vs. No. 11 UCLA	Dec. 3, 2016	L, 97-92
vs. No. 13 Michigan St. (New York)	Nov. 15, 2016	W, 69-48
vs. No. 14 Indiana	March 19, 2016	L, 73-67
vs. No. 17 Texas A&M (SECT)	March 13, 2016	W, 82-77
at No. 4 Kansas	Jan. 30, 2016	L, 90-84
vs. No. 16 Louisville	Dec. 27, 2015	W, 75-73
vs. No. 5 Duke (Chicago)	Nov. 17, 2015	W, 74-63
vs. No. 3 Wisconsin (NCAA)	April 4, 2015	L, 71-64
vs. No. 8 Notre Dame (NCAA)	March 28, 2015	W, 68-66
vs. No. 20 W. Virginia (NCAA)	March 26, 2015	W, 78-39
vs. No. 21 Arkansas (SECT)	March 15, 2015	W, 78-63
vs. No. 18 Arkansas	Feb. 28, 2015	W, 84-67
at No. 4 Louisville	Dec. 27, 2014	W, 58-50
vs. No. 21 North Carolina	Dec. 13, 2014	W, 84-70
vs. No. 6 Texas	Dec. 5, 2014	W, 63-51
vs. No. 5 Kansas (Indianapolis)	Nov. 18, 2014	W, 72-40
vs. No. 18 UConn (NCAA)	April 7, 2014	L, 60-54
vs. No. 12 Wisconsin (NCAA)	April 5, 2014	W, 74-73
vs. No. 7 Michigan (NCAA)	March 30, 2014	W, 75-72
vs. No. 5 Louisville (NCAA)	March 28, 2014	W, 74-69
vs. No. 2 Wichita St. (NCAA)	March 23, 2014	W, 78-76
vs. No. 1 Florida (SECT)	March 16, 2014	L, 61-60
at No. 1 Florida	March 8, 2014	L, 84-65
vs. No. 3 Florida	Feb. 15, 2014	L, 69-59
vs. No. 4 Louisville	Dec. 28, 2013	W, 73-66
at No. 18 North Carolina	Dec. 14, 2013	L, 82-77
vs. No. 20 Baylor (Dallas)	Dec. 6, 2013	L, 67-62
vs. No. 2 Michigan St. (Chicago)	Nov. 12, 2013	L, 78-74
vs. No. 11 Florida	March 9, 2013	W, 61-57
at No. 7 Florida	Feb. 12, 2013	L, 69-52
at No. 16 Ole Miss	Jan. 29, 2013	W, 87-74
at No. 4 Louisville	Dec. 29, 2012	L, 80-77
vs. No. 9 Duke (Atlanta)	Nov. 13, 2012	L, 75-68
vs. No. 6 Kansas (NCAA)	April 2, 2012	W, 67-59
vs. No. 17 Louisville (NCAA)	March 31, 2012	W, 69-61
vs. No. 9 Baylor (NCAA)	March 25, 2012	W, 82-70
vs. No. 16 Indiana (NCAA)	March 23, 2012	W, 87-71
vs. No. 22 Florida	March 10, 2012	W, 74-71
at No. 16 Florida	March 4, 2012	W, 74-59
vs. No. 8 Florida	Feb. 7, 2012	W, 78-58
vs. No. 4 Louisville	Dec. 31, 2011	W, 69-62
vs. No. 5 North Carolina	Dec. 3, 2011	W, 73-72
vs. No. 12 Kansas (New York)	Nov. 15, 2011	W, 75-65
vs. No. 9 UConn (NCAA)	April 2, 2011	L, 56-55
vs. No. 7 N. Carolina (NCAA)	March 27, 2011	W, 76-69
vs. No. 1 Ohio State (NCAA)	March 25, 2011	W, 62-60
vs. No. 22 W. Virginia (NCAA)	March 19, 2011	W, 71-63
vs. No. 12 Florida (SECT)	March 13, 2011	W, 70-54
vs. No. 21 Vanderbilt	March 1, 2011	W, 68-66
vs. No. 13 Florida	Feb. 26, 2011	W, 76-68
at No. 21 Vanderbilt	Feb. 12, 2011	L, 81-77
at No. 22 Louisville	Dec. 31, 2010	W, 78-63
vs. No. 23 N. Dame (Louisville)	Dec. 8, 2010	W, 72-58
vs. No. 13 Washington (Mauit)	Nov. 23, 2010	W, 74-67
vs. No. 6 W. Virginia (NCAA)	March 27, 2010	L, 73-66
vs. No. 15 Tennessee (SECT)	March 13, 2010	W, 74-45
at No. 19 Tennessee	Feb. 27, 2010	L, 74-65
at No. 17 Vanderbilt	Feb. 20, 2010	W, 58-56
vs. No. 12 Tennessee	Feb. 13, 2010	W, 73-62
vs. No. 25 Ole Miss	Feb. 2, 2010	W, 85-75
vs. No. 21 Vanderbilt	Jan. 30, 2010	W, 85-72
vs. No. 14 UConn (New York)	Dec. 9, 2009	W, 64-61
vs. No. 10 North Carolina	Dec. 5, 2009	W, 68-66

### Calipari's Record at UK vs:

vs. No. 1	1-2
vs. Top 3	2-6
vs. Top 5	9-10
vs. Top 10	19-15
vs. Top 15	30-17
vs. Top 20	40-21
vs. Top 25	50-23

Home	18-3
Away	5-9
Neutral	27-11
SEC Tourney	4-1
NCAA Tournament	15-6

## Cal in Elite Company with Conference Championships

Kentucky men's basketball coach John Calipari added another first to his Hall of Fame career in 2017.

When Kentucky clinched at least a share of the 2017 Southeastern Conference championship by beating Vanderbilt on Feb. 28, 2017, he made history as a head coach. Calipari is the first NCAA Division I coach to lead three different programs (UMass, Memphis, Kentucky) to five on-court regular-season league titles five different times. He won the Atlantic 10 at the helm of UMass in 1992, 93, 94, 95 and 96. Memphis claimed the Conference USA crown in 2004, 06, 07, 08 and 09. Kentucky has captured the SEC five times in 2010, 12, 15, 16 and 17.

Perhaps more impressive is that Calipari has 29 combined regular-season and tournament championships. That trails only Mark Few of Gonzaga (30 titles) among all active coaches. All-time, Calipari trails only the great Adolph Rupp (41), Dean Smith (30) and Few.

### First-Ballot Hall of Famer

Kentucky men's basketball coach John Calipari joined basketball's fraternity of legends in September 2015 after being elected to the Naismith Memorial Basketball Hall of Fame on the first ballot.

Calipari joined an elite group of basketball players and coaches in the Naismith Hall of Fame, considered to be one of the ultimate honors in the sport.

The Class of 2015 included Calipari, Dick Bevetta, Wildcat Louie Dampier, Lindsay Gaze, Tom Heinsohn, John Isaacs, Spencer Haywood, Lisa Leslie, Dikembe Mutombo, George Raveling and Jojo White.

### Calipari Wins 200th Career Game at UK in Record Time

With a thrilling 75-73 victory over rival Louisville on Dec. 26, 2015, John Calipari captured his 200th career win at Kentucky faster than any coach in UK history -- and nearly faster than anyone has ever done it at any school.

Calipari reached the 200-win plateau in his 240th career game at Kentucky. Rick Pitino, previously the fastest to 200 wins at UK prior to Calipari, didn't capture his 200th Wildcat win until his 249th game. The legendary Adolph Rupp reached 200 during his 250th game.

Not only did Calipari reach the 200-win mark in record pace at Kentucky, he also nearly set the all-time Division I mark. With the win over U of L, he became the second-fastest Division I men's basketball coach to reach 200 victories at a single school, behind only LIU-Brooklyn's Clair Bee, who achieved the feat in 231 games.

Calipari is one of just 11 head coaches in Division I men's basketball history with at least 200 victories at two different schools and just the fifth coach at Kentucky to reach the 200-win plateau.

He's currently the only coach in NCAA history with at least 189 victories at three different schools. Here's a look at some of the more impressive numbers in Calipari's journey to 200 wins:

- UK beat Florida more than anyone else during the first 200 wins, defeating the Gators 11 times
- Likewise, Kentucky beat Louisville (eight times) more than any other nonconference opponent
- Calipari defeated 89 different Division I schools (25.4 percent) of current Division I schools) during the run
- A total of 176 wins came with UK ranked in the AP Top 25, and 66 of them were while UK was No. 1

### And Cal Wins 250th in Record Fashion As Well

John Calipari reached his 250th career win at Kentucky with a 73-63 come-from-behind victory vs. Utah Valley for the 2017-18 season opener. Calipari reached 250 wins at UK faster than any other Wildcat coach. It took legendary UK coach Adolph Rupp 312 games to reach 250 wins, whereas it took Calipari just 303.

### Approaching 700 On-Court Victories

With a win over No. 5 Kansas on Nov. 18, 2014, John Calipari claimed his 600th on-court victory as a Division I head coach. He became the 13th active Division I coach to achieve the feat.

Through games on Nov. 20, he needs two more wins to get to 700. Only 38 coaches have ever reached 700 and only 12 active coaches (regardless of classification). Calipari needs just two wins over his next 12 games to become the fourth-fastest coach to 700 on-court wins ever.

### There's No Place Like Home

Since the 2000-01 season, John Calipari-coached teams have posted a 291-25 (.921) record at home. At UK, Coach Cal is 138-6 (.958) in Rupp Arena.

In five of Calipari's eight seasons at Kentucky, the Wildcats have posted an undefeated record at home, including a school-record 19-0 mark during the 2014-15 season.

Calipari owns both of UK's longest winning streaks in the arena. He began his career at UK with a 54-game winning streak at Rupp Arena. It was the longest winning streak since the arena opened in 1976. With a win over Georgia on Feb. 9, 2016, he secured the second-longest streak in the storied building at 34 games (which ended at 42).

Coach	Streak (Yrs)
1. John Calipari	54 (2010-13)
2. John Calipari	42 (2014-17)
3. Rick Pitino	33 (1992-94)
4. Joe B. Hall	30 (1981-82)
5. Rick Pitino	27 (1995-97)

### Life on the Road Isn't So Bad Either

As good as John Calipari's team's have been at home, they're nearly as good in hostile environments on the road. Dating back to the 2005-06 season, Calipari has recorded an 88-37 (.704) record on the road.

### Calipari at No. 1

John Calipari is one of just two coaches (Frank McGuire) to lead three programs to a No. 1 ranking. With UK's No. 1 ranking in 2016-17, Calipari has guided six of his last eight and seven of his last 10 teams to the No. 1 ranking (and the ninth time he's done it overall).

- When Coach Cal's teams have been at the top, they've been difficult to knock off:
- Calipari is 110-12 (.902) as the top-ranked Associated Press Top 25 coach in the country
- He's 69-7 (.908) when his team is at the top of the AP Top 25 as UK's head coach

## AHEAD OF THE BARON OF THE BLUEGRASS

• Legendary coach Adolph Rupp won 876 career games while he was the coach of UK. He also led Kentucky to five NCAA titles during his 41-year tenure.

• John Calipari is ahead of the pace set by the legend as far as victories to begin his career at UK. Also, Calipari (.824) is ahead of Rupp (.822) in total UK career winning percentage.

Coach	Games	Record	Next Game (308th Game)
John Calipari	307	253-54	vs. Fort Wayne (Nov. 22)
Adolph Rupp	307	246-61	def. Georgia 73-37 (Jan. 29, 1945)
Tubby Smith	307	238-69	def. Ole Miss 71-57 (March 9, 2006)
Joe B. Hall	307	233-74	def. Tulane 80-61 (Dec. 18, 1982)
Rick Pitino	270	220-50	End of UK coaching career at 270th game



# COACH CALIPARI

## UK vs. AP Ranked Foes Under Cal

### Record as AP Top-Ranked Coach Since 2009-10

Coach	Schools	Records
1. John Calipari	Kentucky	69-7
2. Bill Self	Kansas	39-7
3. Mike Krzyzewski	Duke	33-5
4. Jay Wright	Villanova	16-4
5. Jim Boeheim	Syracuse	15-4
6. Tom Crean	Indiana	14-3
7. Thad Matta	Ohio State	13-2
8. Sean Miller	Arizona	12-1
9. Billy Donovan	Florida	11-1
10. Mark Few	Gonzaga	10-2

### Record as AP Top-Ranked Coach Active

Coach	Schools	Records
1. Mike Krzyzewski	Duke	199-29
2. John Calipari	UK, Memphis, UMass	110-12
3. Roy Williams	UNC, Kansas	95-18
4. Bill Self	Kansas	41-8
5. Bruce Weber	Illinois	30-2
6. Jim Boeheim	Syracuse	24-5
7. Thad Matta	Ohio State	22-3
8. Bob Huggins	Cincinnati	20-4
9. Jay Wright	Villanova	16-4
10. Tom Crean	Indiana	14-3

through games on Nov. 20, 2017

## All-Time Calipari Draft Picks

Player (School)	Round	Year (Overall)
Bam Adebayo (UK)	First	2017 (14)
Eric Bledsoe (UK)	First	2010 (18)
Devin Booker (UK)	First	2015 (13)
Antonio Burks (MEM)	Second	2004 (36)
Marcus Camby (UMASS)	First	1996 (2)
Rodney Carney (MEM)	First	2006 (16)
DeMarcus Cousins (UK)	First	2010 (5)
Willie Cauley-Stein (UK)	First	2015 (6)
Anthony Davis (UK)	First	2012 (1)
Joey Dorsey (MEM)	Second	2008 (33)
C. Douglas-Roberts (MEM)	Second	2008 (40)
Robert Dozier (MEM)	Second	2009 (60)
Tyrece Evans (MEM)	First	2009 (4)
De'Aaron Fox (UK)	First	2017 (5)
Archie Goodwin (UK)	First	2013 (29)
Josh Harrellson (UK)	Second	2011 (45)
Andrew Harrison (UK)	Second	2015 (44)
Dakari Johnson (UK)	Second	2015 (48)
Terrence Jones (UK)	First	2012 (18)
Enes Kanter (UK)	First	2011 (3)
Michael Kidd-Gilchrist	First	2012 (2)
Brandon Knight (UK)	First	2011 (8)
Skal Labissiere (UK)	First	2016 (28)
Doron Lamb (UK)	Second	2012 (42)
DeAndre Liggins (UK)	Second	2011 (53)
Trey Lyles (UK)	First	2015 (12)
Darius Miller (UK)	Second	2012 (46)
Malik Monk (UK)	First	2017 (11)
Jamal Murray (UK)	First	2016 (7)
Nerlens Noel (UK)	First	2013 (6)
Daniel Orton (UK)	First	2010 (29)
Patrick Patterson (UK)	First	2010 (14)
Julius Randle (UK)	First	2014 (7)
Lou Roe (UMass)	Second	1995 (30)
Derrick Rose (MEM)	First	2008 (1)
Marquis Teague (UK)	First	2012 (29)
Karl-Anthony Towns (UK)	First	2015 (1)
Tyler Ulis (UK)	Second	2016 (34)
Dajuan Wagner (MEM)	First	2002 (6)
John Wall (UK)	First	2010 (1)
Shawne Williams (MEM)	First	2006 (17)
James Young (UK)	First	2014 (17)

- Calipari tallied a 32-4 mark at UMass when the Minutemen were No. 1 and he was 9-1 at Memphis when he had the Tigers at the pinnacle of the rankings
- Calipari (110) trails only Duke's Mike Krzyzewski (199) in active coaches with victories as the No. 1 head coach
- Calipari has coached 122 career games as a No. 1 team, the fourth most in NCAA history, trailing Krzyzewski (228), John Wooden (228) and Adolph Rupp (131)
- Among coaches who have owned a No. 1 ranking in at least 119 games, Calipari's winning percentage of .902 trails only Wooden (.952) and is ahead of active coach Krzyzewski (.873)

## Calipari Unrivaled in Conference

John Calipari has won 15 league regular-season championships (including the 2010, 2012, 2015, 2016 and 2017 SEC championships) eight more than the next-closest coach in the SEC (Ben Howland has seven conference titles). With a 2017 SEC Tournament championship -- Calipari's third straight and fifth at UK -- he now owns 14 conference tournament titles, nine more than his closest competitor (Howland).

Calipari's 29 combined championships (regular season and tournament) is just one shy of Mark Few (30) of Gonzaga for the most among all active coaches. All-time, Calipari trails only the great Adolph Rupp (41), Dean Smith (30) and Few.

He's tallied a 319-93 (.774) all-time record within conference play as a head coach and owns a 111-27 (.804) record since joining the SEC.

## 30 is the new 20

With a road win at Alabama on Feb. 11, John Calipari notched his 23rd consecutive season of 20 or more on-court wins as a collegiate head coach. He leads all active coaches with that streak, ahead of Mike Krzyzewski (21), Bill Self (19) and Jim Boeheim (17).

With a first-round win over Northern Kentucky in the 2017 NCAA Tournament, Calipari and the Cats clinched a 30-win season for the fourth time in his eight seasons as head coach. Calipari currently now has 10 seasons with 30 or more on-court wins. Only Krzyzewski (13) and Roy Williams (11) have more 30-win seasons as an active head coach. Calipari is the first coach in NCAA Division I history to record five straight on-court 30-win seasons, notching 30 wins in consecutive seasons from 2005-06 to 2009-10.

## The Success Rate

John Calipari has graduated 100 percent of the players (17 of 17) who have been eligible to receive their diploma by the end of their senior years and exhausted their athletic eligibility. Of that group, Patrick Patterson, Jarrod Polson and Alex Poythress completed their degrees in three years.

In the NCAA's Academic Progress Rate, which measures eligibility, retention and graduation, UK has posted a single-year Academic Progress Rate of 977 or higher in every season under Calipari, including a perfect 1,000 in the last four single-year reports. Kentucky's four-year composite score in the most recent report, which was released in May, was a 1,000, earning the team an NCAA academic award for the third year in a row for finishing in the top 10 percent of Division I men's basketball programs.

Under Calipari, the Wildcats routinely post a 3.0 grade-point average or better.

## Dream Maker

As someone who prides himself on helping young men reach their dreams, Coach Cal has helped 42 players get selected in the NBA Draft during his college coaching career, including 31 over his first eight seasons at Kentucky, which is more than any other coach.

## UK Collegiate Awards Under Calipari

All-America Honors	All-SEC	NCAA Regional Tournament
DeMarcus Cousins (2010)	D. Cousins (2010) 1st (Coaches/AP)	DeMarcus Cousins 2010
AP (1), NABC (2), USBWA (2), SN (2)	P. Patterson (2010) 1st (Coaches/2nd AP)	John Wall 2010
John Wall (2010)	John Wall (2010) 1st (Coaches/AP)	Josh Harrellson 2011
AP (1), NABC (2), USBWA (2), SN (2)	T. Jones (2011) 1st (Coaches/AP)	B. Knight (MVP) 2011
Anthony Davis (2012)	B. Knight (2011) 1st (Coaches/2nd AP)	DeAndre Liggins 2011
AP (1), NABC (2), USBWA (2), SN (2)	Anthony Davis (2012) 1st (Coaches/AP)	M. Kidd-Gilchrist (MVP) 2012
Michael Kidd-Gilchrist (2012)	M. Kidd-Gilchrist (2012) 1st (Coaches/AP)	Anthony Davis 2012
AP (3), USBWA (2), NABC (3), SN (2)	T. Jones (2012) 2nd (Coaches/AP)	Doron Lamb 2012
Julius Randle (2014)	Doron Lamb (2012) 2nd (Coaches)	Aaron Harrison 2014
NABC (3)	Nerlens Noel (2013) 1st (Coaches/AP)	Marcus Lee 2014
Willie Cauley-Stein (2015)	Julius Randle (2014) 1st (Coaches/AP)	Julius Randle (MVP) 2014
NABC (1), USBWA (1), SN (1)	James Young (2014) 2nd (Coaches)	Willie Cauley-Stein 2015
Karl-Anthony Towns (2015) SN (3)	Devin Booker (2015) 2nd (Coaches)	Andrew Harrison 2015
Tyler Ulis (2016)	W. Cauley-Stein (2015) 1st (Coaches/AP)	K. Towns (MVP) 2015
AP (1), SN (1), USBWA (2), NABC (2)	Aa. Harrison (2015) 2nd (Coaches/AP)	De'Aaron Fox 2017
Malik Monk (2017)	K. Towns (2015) 1st (Coaches/AP)	Isaac Humphries 2017
SN (2), USBWA (2), NABC (2), AP (2)	Tyler Ulis (2016) 1st (Coaches/AP)	
SEC Player of the Year	Jamal Murray (2016) 1st (Coaches/AP)	<b>SEC All-Tournament Team</b>
John Wall 2010 (Coaches/AP)	Malik Monk (2017) 1st (Coaches/AP)	John Wall 2010
Anthony Davis 2012 (Coaches/AP)	De'Aaron Fox (2017) 1st (Coaches/AP)	Eric Bledsoe 2010
Tyler Ulis 2016 (Coaches/AP)	Bam Adebayo (2017) 2nd (Coaches/AP)	DeMarcus Cousins 2010
Malik Monk 2017 (AP)		Darius Miller 2011
SEC Defensive Player of the Year		Brandon Knight 2011
Anthony Davis 2012 (Coaches)	<b>All-SEC Defensive Team</b>	Josh Harrellson 2011
Nerlens Noel 2013 (Coaches)	Patrick Patterson 2010	Anthony Davis 2012
Willie Cauley-Stein 2015 (Coaches)	DeAndre Liggins 2011	Terrence Jones 2012
Tyler Ulis 2016 (Coaches)	Anthony Davis 2012	Aaron Harrison 2014
SEC Freshman (Coaches)/Newcomer (AP) of the Year	Michael Kidd-Gilchrist 2012	Julius Randle 2014
DeMarcus Cousins 2010 (Coaches)	Nerlens Noel 2013	Willie Cauley-Stein 2015
John Wall 2010 (AP)	Willie Cauley-Stein 2013	Aaron Harrison 2015
Terrence Jones 2011 (Coaches/AP)	Willie Cauley-Stein 2015	Andrew Harrison 2015
Anthony Davis 2012 (Coaches/AP)	Tyler Ulis 2016	Jamal Murray 2016
Nerlens Noel 2013 (Coaches/AP)		Tyler Ulis 2016
Julius Randle 2014 (Coaches/AP)	<b>Coaches' All-SEC Freshman Team</b>	Bam Adebayo 2017
Karl-Anthony Towns 2015 (Coaches/AP)	Eric Bledsoe 2010	De'Aaron Fox 2017
Malik Monk 2017 (Coaches/AP)	DeMarcus Cousins 2010	Dominique Hawkins 2017
SEC Sixth Man of the Year	John Wall 2010	
Darius Miller 2012 (Coaches)	Brandon Knight 2011	<b>SEC Tournament MVP</b>
Kyle Wiltjer 2013 (Coaches)	Terrence Jones 2011	John Wall 2010
Devin Booker 2015 (Coaches)	Doron Lamb 2011	Darius Miller 2011
	Anthony Davis 2012	Willie Cauley-Stein 2015
	Michael Kidd-Gilchrist 2012	Tyler Ulis 2016
	Willie Cauley-Stein 2013	De'Aaron Fox 2017
	Archie Goodwin 2013	
	Nerlens Noel 2013	
	Alex Poythress 2013	
	Julius Randle 2014	
	James Young 2014	
	Devin Booker 2015	
	Trey Lyles 2015	
	Karl-Anthony Towns 2015	
	Tyler Ulis 2015	
	Jamal Murray 2016	
	Malik Monk 2017	
	De'Aaron Fox 2017	
	Bam Adebayo 2017	
<b>CoSIDA Academic All-America</b>	<b>NCAA Final Four Team</b>	
Alex Poythress (2nd) 2016	Anthony Davis (MVP) 2012	
	Michael Kidd-Gilchrist 2012	
	Doron Lamb 2012	
	Julius Randle 2014	
	James Young 2014	



# COACH CALIPARI

- Four No. 1 overall selections (Derrick Rose, John Wall, Anthony Davis and Karl-Anthony Towns) during the nine drafts from 2008 to 2016. No other coach has more than two No. 1 picks
- In 2010, five of his UK players were selected in the first round for the first time in NBA history
- His six players in the 2012 and 2015 NBA drafts are the most in the two-round era
- Churned out 31 NBA Draft picks, 24 first-rounders, three No. 1 overall selections, seven top-five picks and 17 lottery picks at Kentucky
- Of the 49 players who have finished their college careers at Kentucky under Calipari, 31 have been selected in the NBA Draft (63.3 percent)
- Of the 21 players at UK who have declared for the NBA Draft after their freshman seasons, all 21 have been first-round picks. He is 25 for 25 in that regard when including his players from Memphis
- Dating back to the 2008 draft, 36 players under Coach Cal have been taken in the NBA Draft, including 26 first-rounders
- Only coach to produce the top two picks in the same draft (2012 - Anthony Davis and Michael Kidd-Gilchrist)
- Produced a top-10 pick in 10 straight drafts since 2008. No other school has had a first-rounder in each of the last nine drafts

## Developing Talent

John Calipari hasn't just signed the best talent in the country while he's been at Kentucky; he's been the best at developing that talent and getting it ready for the next level.

Of the 27 top-25 Rivals.com players Kentucky has signed and have completed their college eligibility, 24 were drafted and 21 were selected in the first round. Those draft numbers don't include Wenyen Gabriel, Sacha Killeya-Jones, transfers or the 2017 class, all of whom are still in school.

But that's only half the story. Calipari's players don't just make it to the pros; they're better prepared than anyone else. The proof is in the numbers.

Over the course of his career, Calipari's more than 45 NBA pros have nearly \$1.5 billion in NBA contracts alone, which doesn't include endorsement deals and overseas contracts. Of his UK players in the NBA, they've earned more than \$1 billion in guaranteed contracts.

## Double-Digit Win Streaks

Kentucky's 38-game winning streak in 2014-15 was historic, but it wasn't completely out of the norm for John Calipari. With UK's 14-game winning streak at the end of the 2016-17 season, Calipari has 18 streaks in his career where his teams have won 10 or more consecutive games during the season.

They've won 15 or more straight games nine times, 20 or more six times, 25 or more five times, and 30 or more one time.

Kentucky 14-game winning streak before its season-ending loss last season was its longest since the 38-game winning streak in 2014-15.

1. 38 Kentucky, 2014-15	10. 14 Kentucky, 2016-17
2. 27 Memphis, 2008-09	14 UMass, 1991-92
3. 26 Memphis, 2007-08	12. 12 Memphis, 2007-08
26 UMass, 1995-96	12 Memphis, 2002-03
5. 25 Memphis, 2006-07	12 UMass, 1992-93
6. 24 Kentucky, 2011-12	15. 11 Memphis, 2003-04
7. 19 Kentucky, 2009-10	16. 10 Memphis, 2001-02
8. 16 UMass, 1994-95	10 UMass, 1993-94
9. 15 Memphis, 2005-06	10 Kentucky, 2010-11

## Calipari Knows Defense

John Calipari's 2014-15 Kentucky Wildcat team was heralded as one of the best defensive teams ever. However, defense has always been a staple of Calipari-coached teams. Dating back to complete NCAA records beginning in 2001-02, Calipari's teams have been among national leaders in several critical defensive categories.

Year	FG % Def.	Rebound Margin	Scoring Margin	Blocks
2001-02 (UM)	13th (39.5)	11th (+6.6)	15th (+11.2)	54th (4.4)
2002-03 (UM)	28th (40.6)	44th (+4.1)	32nd (+8.0)	26th (5.1)
2003-04 (UM)	34th (40.5)	58th (+3.4)	48th (+7.1)	20th (5.0)
2004-05 (UM)	<b>4th (38.4)</b>	75th (+2.9)	62nd (+5.9)	13th (5.4)
2005-06 (UM)	<b>2nd (38.0)</b>	<b>9th (+6.7)</b>	<b>5th (+14.6)</b>	<b>8th (6.4)</b>
2006-07 (UM)	12th (39.0)	28th (+5.3)	<b>5th (+5.8)</b>	12th (5.9)
2007-08 (UM)	12th (39.1)	16th (+6.2)	<b>2nd (+18.0)</b>	<b>8th (6.1)</b>
2008-09 (UM)	<b>1st (37.4)</b>	19th (+6.1)	<b>2nd (+16.3)</b>	<b>7th (6.0)</b>
2009-10 (UK)	<b>3rd (37.8)</b>	<b>4th (+8.1)</b>	<b>6th (+14.3)</b>	<b>4th (7.2)</b>
2010-11 (UK)	15th (39.4)	60th (+3.6)	13th (+11.4)	<b>3rd (6.3)</b>
2011-12 (UK)	<b>1st (37.4)</b>	12th (+6.8)	<b>1st (+16.8)</b>	<b>1st (8.6)</b>
2012-13 (UK)	30th (39.2)	48th (+4.3)	48th (+8.2)	<b>3rd (6.6)</b>
2013-14 (UK)	59th (41.1)	<b>2nd (+9.4)</b>	43rd (+8.2)	13th (5.9)
2014-15 (UK)	<b>1st (35.4)</b>	15th (+6.8)	<b>1st (+20.1)</b>	<b>2nd (6.9)</b>
2015-16 (UK)	24th (39.7)	39th (+5.2)	17th (+11.4)	<b>6th (5.8)</b>
2016-17 (UK)	98th (42.4)	39th (+4.7)	<b>9th (+13.4)</b>	15th (5.3)
2017-18 (UK)	53rd (37.6)	86th (+6.8)	147th (+7.0)	24th (6.5)

## Former Players' NBA Awards

<b>NBA Player of the Year</b>	John Wall (3rd)	2017	Tyreke Evans (1st)	2010	John Wall	2016	
Derrick Rose	2011	D. Cousins (2nd)	2016	Derrick Rose (1st)	2010	DeMarcus Cousins	2015
		Anthony Davis (1st)	2015	Marcus Camby (1st)	1997	Anthony Davis	2015
<b>NBA Rookie of the Year</b>	D. Cousins (2nd)	2015				John Wall	2015
Karl-Anthony Towns	2016	Derrick Rose (1st)	2012	<b>All-NBA Defensive Team</b>		Anthony Davis	2014
Tyreke Evans	2010	Derrick Rose (1st)	2011	Anthony Davis (2nd)	2017	John Wall	2014
Derrick Rose	2009			Anthony Davis (2nd)	2015	Derrick Rose	2012
		<b>All-NBA Rookie Team</b>		John Wall (2nd)	2015	Derrick Rose	2011
<b>NBA Defensive Player of the Year</b>	Jamal Murray (2nd)	2017	Marcus Camby (1st)	2008		Derrick Rose	2010
K. Towns (1st)	2016	Marcus Camby (1st)	2007				
Marcus Camby	2007	Devin Booker (1st)	2016	Marcus Camby (2nd)	2006	<b>NBA All-Star Game MVP</b>	
		W. Cauley-Stein (2nd)	2016	Marcus Camby (2nd)	2005	Anthony Davis	2017
		Nerlens Noel (1st)	2015				
<b>NBA Cares Community Assist Award</b>	Anthony Davis (1st)	2013	<b>NBA All-Star Team</b>		<b>NBA Rising Stars Challenge MVP</b>		
DeMarcus Cousins	2017	M. Kidd-Gilchrist (2nd)	2013	D. Cousins	2017	Jamal Murray	2017
John Wall	2016	Brandon Knight (1st)	2012	Anthony Davis	2017	John Wall	2011
		D. Cousins (1st)	2011	John Wall	2017	John Wall	2011
<b>All-NBA Team</b>		John Wall (1st)	2011	DeMarcus Cousins	2016	Tyreke Evans	2010
Anthony Davis (1st)	2017	Eric Bledsoe (2nd)	2011	Anthony Davis	2016		

## Recruiting Trail

The Wildcats have signed more top-25 players under John Calipari's leadership than any other school. Nearly a quarter of all Rivals' top-10 prospects nationally over the past nine classes have signed with Coach Cal and the Cats.

PLAYER (YEAR)	ESPN	RIVALS	247	MCD	JB
Tyler Herro ('18)	27	38	40		
Keldon Johnson ('18)	7	18	11		
Immanuel Quickley ('18)	12	10	13		
Jemarl Baker ('17)	66	82	90		
Hamidou Diallo ('17)	11~	10~	11		
Shai Gilgeous-Alexander ('17)	35	34	20		
Quade Green ('17)	24	22	33	Y	Y
Kevin Knox ('17)	10	10	18	Y	Y
Nick Richards ('17)	17	17	15	Y	Y
Jarred Vanderbilt ('17)	19	14	12	Y	Y
PJ Washington ('17)	12	15	9	Y	Y
Bam Adebayo ('16)	5	7	12	Y	Y
Brad Calipari ('16)	NR	NR	NR		
De'Aaron Fox ('16)	6	6	6	Y	Y
Wenyen Gabriel ('16)	14	13	14	Y	
Sacha Killeya-Jones ('16)	24	24	25	Y	
Malik Monk ('16)	9	9	10	Y	Y
Tai Wynyard ('16)	NR	NR	NR		
Isaiah Briscoe ('15)	13	10	16	Y	Y
Jonny David ('15)	NR@	NR@	NR@		
Isaac Humphries ('15)	49	NR^	62		
Skal Labissiere ('15)	2	1	2		Y
Charles Matthews ('15)	42	48	74	Y	
Jamal Murray ('15)	NA^	9	10		
Dillon Pulliam ('15)	NA^	NA#	NA#		
Devin Booker ('14)	18	29	22	Y	Y
Trey Lyles ('14)	6	13	17	Y	Y
Karl-Anthony Towns ('14)	9	5	2	Y	Y
Tyler Ulis ('14)	25	21	20	Y	Y
EJ Floreal ('13)	NR@	NR@	NR@		
Aaron Harrison ('13)	9	7	5	Y	Y
Andrew Harrison ('13)	5	5	3	Y	Y
Dominique Hawkins ('13)	NR	NR	151		
Dakari Johnson ('13)	7	9	8	Y	Y
Marcus Lee ('13)	25	19	14	Y	Y
Julius Randle ('13)	3	2	2	Y	Y
Derek Willis ('13)	NR	115	58		
James Young ('13)	8	11	10	Y	Y
Archie Goodwin ('12)	15	14	18	Y	Y
Willie Cauley-Stein ('12)	40	40	47		
Tod Lanter ('12)	NA#@	NA#@	NA#@		
Julius Mays ('12)	NA#	NA#	NA#		
Nerlens Noel ('12)	1	2	1		Y
Alex Poythress ('12)	13	8	7	Y	Y
Twany Beckham ('11)	NA#	NA#	NA#		
Anthony Davis ('11)	1	2	1	Y	Y
Ryan Harrow ('11)	NA#	NA#	NA#		
M. Kidd-Gilchrist ('11)	4	3	2	Y	Y
Sam Malone ('11)	NR@	NR@	NR@		
Brian Long ('11)	NR@	NR@	NR@		
Marquis Teague ('11)	8	5	6	Y	Y
Kyle Wiltjer ('11)	19	22	21	Y	Y
Terrence Jones ('10)	9	13	8*	Y	Y
Enes Kanter ('10)	25	3	3*		
Brandon Knight ('10)	4	6	6*	Y	Y
Doron Lamb ('10)	29	21	28*	Y	Y
Jarrod Polson ('10)	NR@	NR@	NR*@		
Stacey Poole, Jr. ('10)	51	33	67*		
Eloy Vargas ('10)	NA#	NA#	NA#		
Eric Bledsoe ('09)	NR	23	37*		
DeMarcus Cousins ('09)	4	2	3*	Y	Y
Darnell Dodson ('09)	NA#	NA#	NA#		
Jon Hood ('09)	92	40	46*		
Daniel Orton ('09)	13	22	17*		Y
John Wall ('09)	5	1	2*		Y

<b>Top-10 Players</b>	<b>21</b>	<b>23</b>	<b>21</b>
<b>Top-25 Players</b>	<b>38</b>	<b>40</b>	<b>39</b>
<b>Top-50 Players</b>	<b>44</b>	<b>47</b>	<b>45</b>

**McDonald's All-Americans** 30  
**Jordan Brand Classic All-Americans** 35

\* Scout.com ranking | ~ final ranking in the 2017 class before early enrollment | ^ reclassified after final rankings were released |

# transfer | @ joined team as walk-on





# COACH CALIPARI

A “players-first” coach with a penchant for helping people reach their dreams, John Calipari, a Naismith Memorial Basketball Hall of Famer, has guided six teams to the Final Four, led one to a national championship and helped 42 players get selected in the NBA Draft during his 25-year college coaching career.

Calipari guided Kentucky to its eighth national championship and his first national title in 2012. In becoming only the second coach in NCAA history to lead three different schools to the Final Four, he has racked up more than 600 victories, 18 NCAA Tournament appearances, six Final Fours and numerous national coach of the year honors.

In 2015, Coach Cal led college basketball’s first ever 38-0 team, and became one of just three coaches to make four Final Fours in a five-year span. At the end of the season, Calipari became the 96th coach to join the Naismith Memorial Basketball Hall of Fame.

While building a program out of obscurity at Massachusetts, laying the foundation at Memphis and restoring luster at the sport’s greatest program at Kentucky, he has totaled the second-most wins in NCAA history in the first 20 years of a college coaching career.

Quite honestly, though, Calipari’s on-court success overshadows a much more significant picture.

In his goal to lead a players-first program, he has helped 42 players realize their dreams and guide them to NBA Draft selections, including a record five first-round draft picks in 2010. Two years later, six Wildcats heard their names called at the 2012 draft, the most in the two-round draft era. UK, with Calipari’s help, would tie those six picks again in 2015, including a record-tying four lottery selections. His four No. 1 overall picks are twice as many as any other coach, and he’s had 31 players drafted during his first eight years at Kentucky, including 24 first-round picks.

Calipari’s players have entered the league NBA-ready. He’s coached an MVP, four All-NBA players, three Rookie of the Year winners, and 10 players from Calipari’s first six teams at Kentucky have made the NBA All-Rookie teams.

Much like he did at UMass, where his players graduated at nearly 80 percent, Calipari has stressed academics. Fifteen of his last 18 seniors at Memphis earned their bachelor’s degrees, and all 17 players at UK who were eligible to graduate by the end of their senior years walked away with a diploma in hand, including three players who earned their degree in just three years. Calipari’s teams routinely have posted a combined team grade-point averages of 3.0 or better.

His foundation, The Calipari Foundation, has raised millions of dollars to help the lives of those in need in the Commonwealth and across the country. In 2010, he used a telethon to raise more than \$1 million for victims of the devastating earthquake in Haiti. He organized another one in 2012 for victims of Superstorm Sandy and another one in 2017 for victims of Hurricane Harvey.

In 2013, Calipari came up with the idea of hosting an annual alumni weekend around his basketball fantasy experience with the intent to raise money for charity. After generating \$350,000 for selected organizations and charities during the inaugural game, the weekend (the game and the fantasy experience) has generated more than \$1 million for charity every year since, including in 2014 without the funds from an alumni game and 2016 with a celebrity softball game in place of the traditional basketball game.

In 2017, Coach Cal was named the head coach of the 2017 USA Basketball Men’s U19 World Cup Team, which finished third at the 2017 FIBA U19 World Cup in Cairo.

Author of five books, including the New York Times Best Seller “Players First: Coaching from the Inside Out,” Calipari is a master of communication and maximizing talent. He lives by the motto that “it’s never a matter of how far you have fallen, but instead it’s about how high you bounce back.”

## BIOGRAPHICAL INFORMATION

**Date of Birth:** Feb. 10, 1959 | **Wife:** Ellen  
**Children:** Erin, Megan, Brad

**Education**  
Clarion State (1982)

**Head Coaching Experience**  
University of Massachusetts (1989-96)  
New Jersey Nets (NBA) (1997-99)  
University of Memphis (2001-09)  
**University of Kentucky (2010-present)**

## COACHING AWARDS

- 2015 Naismith Memorial Basketball Hall of Fame Inductee
- 2015 AP National Coach of the Year
- 2015 Naismith National Coach of the Year
- 2015 NABC National Coach of the Year
- 2015 The Sporting News National Coach of the Year
- 2015 Adolph Rupp National Coach of the Year
- 2015 SEC Coach of the Year (AP/Coaches)
- 2015 USBWA District IV Coach of the Year
- 2012 Nell & John Wooden Coach of the Year Leadership Award
- 2012 Naismith National Coach of the Year Finalist
- 2012 SEC Coach of the Year (AP/Coaches)
- 2010 Adolph Rupp National Coach of the Year
- 2010 Naismith National Coach of the Year Finalist
- 2010 SEC Coach of the Year (AP)
- 2010 *Sporting News* SEC Coach of the Year
- 2010 Yahoo! Sports SEC Coach of the Year
- 2010 USBWA District IV Coach of the Year
- 2009 NABC National Co-Coach of the Year
- 2009 *Sports Illustrated* National Coach of the Year
- 2009 Phelan National Coach of the Year
- 2009 Iba National Coach of the Year Finalist
- 2009 C-USA Coach of the Year
- 2008 Naismith National Coach of the Year
- 2008 C-USA Coach of the Year
- 2008 Iba National Coach of the Year Finalist
- 2008 Phelan National Coach of the Year Finalist
- 2007 Phelan National Coach of the Year Finalist
- 2007 USBWA District IV Coach of the Year
- 2007 *Basketball Times* South Region Coach of the Year
- 2006 C-USA Coach of the Year
- 2004 NABC District 7 Coach of the Year
- 1996 Naismith National Coach of the Year
- 1996 NABC National Coach of the Year
- 1996 *The Sporting News* National Coach of the Year
- 1996 Atlantic 10 Coach of the Year
- 1995 Naismith National Coach of the Year Finalist
- 1994 Naismith National Coach of the Year Finalist
- 1994 Atlantic 10 Coach of the Year
- 1993 USBWA District I Coach of the Year
- 1993 Atlantic 10 Coach of the Year
- 1992 Eastern Basketball Coach of the Year



## NCAA DIVISION I ACTIVE WINNINGEST COACHES

(On-Court By Percentage - Min. 10 yrs. at Division I level)

NO.	COACH/TEAM	YRS.	PCT.
1.	Mark Few/Gonzaga	18	.817
2.	Roy Williams/UNC	29	.791
3.	<b>John Calipari/Kentucky</b>	<b>25</b>	<b>.782</b>
4.	Mike Krzyzewski/Duke	42	.764
5.	Bill Self/Kansas	24	.763

\*numbers going into the 2017-18 season

## SINCE 2005-06 ...

Since the 2005-06 season, John Calipari's on-court record ranks him as the winningest coach. Totals through Nov. 20, 2017.

COACH	RECORD
1. John Calipari	390-68
2. Bill Self	372-71
3. Mike Krzyzewski	355-84
4. Roy Williams	349-100
5. Mark Few	347-76

## MISCELLANEOUS ON-COURT RECORDS

Overall On-Court Record: .....698-194 (.783)  
 March/April Record: .....152-42 (.784)  
 NCAA Record: .....51-17 (.750)  
 Record in Conference Games: .....319-93 (.774)  
 Record in Conference Tournament: .....53-12 (.815)

- Calipari owns the most single-season wins with 38, tying his own record (Memphis in '08 and UK in '12) in 2016 with 38 wins
- Calipari is one of two coaches (Roy Williams) in NCAA Division I history to have 400 or more wins in the first 16 years as a head coach. Calipari had 416 wins in his first 16 years
- Calipari is the winningest coach in NCAA Division I history for a five-year span with 173 victories (2008-12)
- Calipari is the first coach in NCAA Division I history to record five straight on-court 30-win seasons. Memphis hit the 30-win plateau from 2006-09
- Calipari is one of only two coaches (Rick Pitino) to lead three different schools to a Final Four
- Calipari is one of only three coaches (John Wooden, Mike Krzyzewski) to go to four Final Fours in five seasons
- Calipari started with a 54-0 record in Rupp Arena as head coach of the Wildcats
- Calipari has 31 players that have been chosen in the NBA Draft (24 first-round picks) over the last eight seasons
- Calipari has more wins (327) in a 10-year period (2006-15) than any other coach in college basketball history
- Calipari is the second-fastest Division I men's basketball coach to reach 200 victories at a single school, behind only LIU-Brooklyn's Claire Bee
- Calipari's 29 combined regular season and tournament league titles trail only Mark Few of Gonzaga for the most among active coaches

## CAL IN CONFERENCE

SEC COACHES	CONFERENCE	Tournament	Conference
	CHAMPIONSHIPS	Championships	Coach of the Year
Avery Johnson, Alabama	0	0	0
Mike Anderson, Arkansas	1	1	1
Bruce Pearl, Auburn	7	2	7
Michael White, Florida	3	0	3
Mark Fox, Georgia	4	0	3
<b>John Calipari, Kentucky</b>	<b>15</b>	<b>14</b>	<b>9</b>
Will Wade, LSU	0	0	1
Cuonzo Martin, Missouri	1	0	1
Andy Kennedy, Ole Miss	0	1	2
Ben Howland, Mississippi State	7	5	3
Frank Martin, South Carolina	0	0	1
Rick Barnes, Tennessee	3	1	5
Billy Kennedy, Texas A&M	5	2	4
Bryce Drew, Vanderbilt	4	2	3
<b>TOTALS</b>	<b>50</b>	<b>28</b>	<b>43</b>

## CALIPARI VS. ALL OPPONENTS

Alabama ..... 13-3	George Washington ..... 8-9	Murray State ..... 1-0	St. Joseph's ..... 15-5
Albany ..... 1-0	Georgetown ..... 2-1	Nevada ..... 1-0	St. Mary's ..... 1-0
Arizona ..... 1-1	Georgia ..... 14-2	New Hampshire ..... 5-0	St. Peter's ..... 1-0
Arizona State ..... 2-1	Georgia Tech ..... 1-1	New Mexico ..... 1-0	Stanford ..... 3-2
Arkansas ..... 10-6	Gonzaga ..... 4-0	New Orleans ..... 1-0	Stephen F. Austin ..... 1-0
Arkansas-Little Rock ..... 3-0	Grand Canyon ..... 1-0	NJIT ..... 1-0	Stony Brook ..... 1-0
Arkansas-Pine Bluff ..... 1-0	Hampton ..... 1-0	North Carolina ..... 6-3	Syracuse ..... 3-2
Arkansas State ..... 4-0	Hartford ..... 2-0	North Carolina State ..... 1-0	TCU ..... 7-1
Auburn ..... 9-1	Harvard ..... 1-0	North Texas ..... 1-0	Temple ..... 13-11
Austin Peay ..... 6-1	Hofstra ..... 1-0	Northeastern ..... 3-1	Tennessee ..... 14-7
Baylor ..... 1-2	Holy Cross ..... 4-1	Northern Kentucky ..... 2-0	Tennessee Tech ..... 1-0
Belmont ..... 2-0	Houston ..... 16-3	Northwestern State ..... 1-0	Texas ..... 2-2
Boise State ..... 1-0	Howard ..... 1-0	Notre Dame ..... 2-1	Texas A&M ..... 7-2
Boston ..... 7-1	Illinois ..... 1-1	Oakland ..... 1-0	Towson State ..... 1-0
Boston College ..... 2-0	Illinois State ..... 1-0	Ohio State ..... 1-2	Troy ..... 1-0
Bradley ..... 1-0	Indiana ..... 3-2	Oklahoma ..... 5-1	Tulane ..... 16-0
Bucknell ..... 1-0	Iowa ..... 0-1	Oklahoma State ..... 0-2	Tulsa ..... 11-1
Buffalo ..... 2-0	Iowa State ..... 2-0	Old Dominion ..... 2-0	UAB ..... 14-3
BYU ..... 1-0	Jackson State ..... 2-0	Ole Miss ..... 13-4	UCF ..... 5-0
Cal State Northridge ..... 1-0	Kansas ..... 3-6	Oral Roberts ..... 1-0	UCLA ..... 4-3
Canisius ..... 1-0	Kansas State ..... 2-0	Oregon State ..... 1-0	UNC Asheville ..... 2-0
Central Conn. St. .... 2-0	Keene State ..... 1-0	Pennsylvania ..... 3-0	UNC Greensboro ..... 1-0
Charlotte ..... 2-3	Kentucky ..... 2-4	Penn State ..... 4-4	UNC Wilmington ..... 1-0
Chattanooga ..... 2-0	La Salle ..... 3-0	Pepperdine ..... 1-0	USF ..... 10-1
Christian Brothers ..... 2-0	Lafayette (Pa.) ..... 1-0	Pittsburgh ..... 2-1	Utah ..... 1-1
Cincinnati ..... 6-7	Lamar ..... 4-0	Portland ..... 3-0	Utah Valley ..... 1-0
Cleveland State ..... 4-0	LIU-Brooklyn ..... 1-0	Princeton ..... 2-0	UTEP ..... 5-0
Coastal Carolina ..... 1-0	Lipscomb ..... 1-0	Providence ..... 3-1	UT Arlington ..... 3-0
Colorado ..... 1-1	Long Beach State ..... 1-0	Purdue ..... 2-1	UT Martin ..... 5-0
Colorado State ..... 0-1	Louisiana Tech ..... 1-1	Radford ..... 1-0	Valparaiso ..... 1-0
Columbia ..... 1-0	Louisville ..... 14-7	Rhode Island ..... 16-2	Vanderbilt ..... 13-4
Connecticut ..... 2-5	Loyola ..... 1-0	Rice ..... 4-0	Vermont ..... 3-0
Coppin State ..... 1-0	Lowell ..... 2-1	Richmond ..... 1-0	Villanova ..... 2-0
Cornell ..... 1-0	LSU ..... 10-2	Rider ..... 1-0	Virginia ..... 0-1
Dartmouth ..... 1-0	Manhattan ..... 2-0	Robert Morris ..... 1-1	Virginia Tech ..... 2-0
Dayton ..... 1-0	Marist ..... 2-0	Rutgers ..... 11-4	Wake Forest ..... 2-1
DePaul ..... 4-2	Marquette ..... 3-1	Saint Louis ..... 4-3	Washington ..... 1-0
Detroit ..... 1-0	Marshall ..... 6-0	Sam Houston State ..... 1-0	West Virginia ..... 12-7
Drexel ..... 2-0	Maryland ..... 5-3	Samford ..... 3-0	Western Kentucky ..... 2-0
Duke ..... 1-2	Massachusetts ..... 1-0	Santa Clara ..... 1-0	Wichita State ..... 2-0
Duquesne ..... 12-4	Memphis ..... 1-0	Savannah State ..... 1-0	Winthrop ..... 2-0
East Carolina ..... 7-0	Miami (Fla.) ..... 0-1	Seton Hall ..... 1-0	Wisconsin ..... 1-1
East Tennessee State ..... 4-0	Miami (Ohio) ..... 2-0	Siena ..... 4-0	Wofford ..... 1-0
Eastern Kentucky ..... 3-0	Michigan ..... 1-0	SMU ..... 7-0	Wright State ..... 1-0
Eastern Michigan ..... 2-0	Michigan State ..... 2-1	South Carolina ..... 13-2	Xavier ..... 2-2
Fairfield ..... 1-0	Middle Tennessee ..... 3-0	South Connecticut ..... 1-0	Yale ..... 1-0
Florida ..... 15-6	Milwaukee ..... 1-0	S. Louisiana ..... 3-0	
Florida State ..... 1-1	Mississippi State ..... 11-0	Southern Cal ..... 2-0	
Florida Tech ..... 0-1	Mississippi Valley St. .... 1-0	Southern Miss ..... 15-4	
Fordham ..... 5-0	Missouri ..... 7-2	Southwest Texas St. .... 1-0	
Furman ..... 1-0	Montana State ..... 1-0	St. Bonaventure ..... 17-1	
George Mason ..... 1-0	Morehead State ..... 2-0	St. John's ..... 1-0	





# INDIVIDUAL GAME RECORDS CAL ERA

## MOST POINTS

Pts.	Player vs. Opponent	Date
47	Malik Monk vs. North Carolina	12-17-16
39	De'Aaron Fox vs. UCLA	3-24-17
37	Malik Monk vs. GEORGIA	1-31-17
35	Jamal Murray vs. FLORIDA	2-6-16
35	Terrence Jones vs. AUBURN	1-11-11
34	Malik Monk at Ole Miss	12-29-16
33	Malik Monk vs. FLORIDA	2-25-17
33	Jamal Murray at Vanderbilt	2-27-16
33	Jamal Murray vs. Ohio State	12-19-15
32	Doron Lamb vs. WINTHROP	12-22-10
30	Tyler Ulis vs. Texas A&M	3-13-16
30	Brandon Knight vs. West Virginia	3-19-11
29	Julius Randle vs. BELMONT	12-21-13
29	Terrence Jones vs. Oklahoma	11-22-10
29	Eric Bledsoe vs. East Tennessee St.	3-18-10
28	De'Aaron Fox vs. Alabama	3-11-17
28	Aaron Harrison vs. ROBERT MORRIS	11-17-13
28	Archie Goodwin vs. MOREHEAD ST.	11-21-12
28	Anthony Davis vs. VANDERBILT	2-25-12

SEC: 37, Malik Monk vs. GEORGIA, 1-31-17

Postseason: 39, De'Aaron Fox vs. UCLA, 3-24-17

SEC Tourney: 30, Tyler Ulis vs. Texas A&M, 3-13-16

NCAA Tourney: 39, De'Aaron Fox vs. UCLA, 3-24-17

Rupp Arena: 37, Malik Monk vs. GEORGIA, 1-31-17

On the Road: 34, Malik Monk at Ole Miss, 12-29-16

Neutral: 47, Malik Monk vs. North Carolina, 12-17-16

SEC Road: 34, Malik Monk at Ole Miss, 12-29-16

Ranked Opp.: 47, Malik Monk vs. North Carolina, 12-17-16

Freshman: 47, Malik Monk vs. North Carolina, 12-17-16

Sophomore: 30, Tyler Ulis vs. Texas A&M, 3-13-16

Junior: 25, Derek Willis vs. TENNESSEE, 2-18-16

Senior: 25, Alex Poythress at Alabama, 1-19-16

Opener: 25, Terrence Jones vs. ETSU, 11-12-10

SEC Opener: 34, Malik Monk at Ole Miss, 12-29-16

*\*\*In some cases, the most recent occurrence is listed*

## MOST POINTS IN AN SEC GAME

Pts.	Player vs. Opponent	Date
37	Malik Monk vs. GEORGIA	1-31-17
35	Jamal Murray vs. FLORIDA	2-6-16
35	Terrence Jones vs. AUBURN	1-11-11
34	Malik Monk at Ole Miss	12-29-16
33	Malik Monk vs. FLORIDA	2-25-17
33	Jamal Murray at Vanderbilt	2-27-16
28	Jamal Murray vs. TENNESSEE	2-18-16
28	Anthony Davis vs. VANDERBILT	2-25-12
27	Malik Monk vs. VANDERBILT	2-28-17
27	Malik Monk vs. SOUTH CAROLINA	1-21-17
27	De'Aaron Fox vs. ARKANSAS	1-7-17
27	Tyler Ulis at South Carolina	2-13-16
27	Terrence Jones at LSU	1-28-12
27	Anthony Davis vs. ARKANSAS	1-17-12
27	DeMarcus Cousins at South Carolina	1-26-10
26	Malik Monk vs. TEXAS A&M	1-3-17
26	Jamal Murray at South Carolina	2-13-16
26	Aaron Harrison vs. OLE MISS	1-6-15
26	Andrew Harrison vs. TENNESSEE	1-18-14
26	James Young vs. MISSISSIPPI ST.	1-8-14
26	Kyle Wiltjer at Ole Miss	1-29-13
26	Brandon Knight at Arkansas	2-23-11

## MOST POINTS IN A HALF

Pts.	Player vs. Opponent	Date
30	Malik Monk <sup>2</sup> vs. FLORIDA	2-25-17
27	Malik Monk <sup>2</sup> vs. North Carolina	12-17-16
27	Jamal Murray <sup>2</sup> vs. Ohio State	12-19-15
24	De'Aaron Fox <sup>2</sup> vs. UCLA	3-24-17
24	Malik Monk <sup>2</sup> at Ole Miss	12-29-16
23	Malik Monk <sup>2</sup> vs. GEORGIA	1-31-17
23	Julius Randle <sup>2</sup> vs. Michigan St.	11-12-13
22	Terrence Jones <sup>2</sup> vs. AUBURN	1-11-11
22	Eric Bledsoe <sup>2</sup> vs. MOREHEAD ST.	11-13-09

1 - First Half; 2 - Second Half

## MOST POINTS OFF THE BENCH

Pts.	Player vs. Opponent	Date
35	Terrence Jones vs. AUBURN	1-11-11
32	Doron Lamb vs. WINTHROP	12-22-10
27	Malik Monk vs. VANDERBILT	2-28-17
26	Kyle Wiltjer at Ole Miss	1-29-13
24	Kyle Wiltjer vs. LOYOLA	12-22-11
24	Doron Lamb at North Carolina	12-4-10
23	Kyle Wiltjer vs. LIPSCOMB	12-15-12
20	Doron Lamb at Ole Miss	2-1-11
20	Doron Lamb vs. ETSU	11-12-10

## MOST 3-POINTERS MADE

3's	Player vs. Opponent	Date
8	Malik Monk vs. North Carolina	12-17-16
8	Jamal Murray vs. FLORIDA	2-6-16
8	Eric Bledsoe vs. ETSU	3-18-10

## MOST FREE THROWS

Fts	Player vs. Opponent	Date
14	Tyler Ulis at Arkansas	1-21-16
13	De'Aaron Fox vs. UCLA	3-24-17
13	Julius Randle at Ole Miss	2-18-14
13	Julius Randle vs. BELMONT	12-21-13
12	Tyler Ulis at Tennessee	2-2-16
12	Dakari Johnson vs. UT ARLINGTON	11-25-14

12	Archie Goodwin at Ole Miss	1-29-13
12	Archie Goodwin vs. MOREHEAD ST.	11-21-12
12	Anthony Davis vs. LOUISVILLE	12-31-11

## MOST REBOUNDS

Rebs	Player vs. Opponent	Date
19	Michael Kidd-Gilchrist vs. LOUISVILLE	12-31-11
18	Bam Adebayo vs. Northern Kentucky	3-17-17
18	Anthony Davis vs. CHATTANOOGA	12-17-11
18	DeMarcus Cousins vs. LOUISVILLE	1-2-10
18	Patrick Patterson vs. RIDER	11-21-09
18	DeMarcus Cousins vs. SAM HOUSTON ST.	11-19-09
17	Terrence Jones vs. Notre Dame	12-8-10
17	Terrence Jones at Washington	11-23-10
16	Wenyen Gabriel vs. AUBURN	1-14-17
16	Julius Randle vs. LSU	3-14-14
16	Julius Randle vs. UNC ASHEVILLE	11-8-13
16	Nerlens Noel vs. BAYLOR	12-1-12
16	Anthony Davis vs. Kansas	4-2-12
16	Anthony Davis vs. LITTLE ROCK	1-3-12
15	Bam Adebayo vs. FLORIDA	2-25-17
15	Bam Adebayo at Missouri	2-21-17
15	Julius Randle vs. Kansas State	3-21-14
15	Julius Randle at South Carolina	3-1-14
15	Julius Randle vs. LSU	2-22-14
15	Julius Randle vs. CLEVELAND STATE	11-25-13
15	Julius Randle vs. R. MORRIS	11-17-13
15	Anthony Davis vs. ST. JOHN'S	12-1-11
15	Terrence Jones vs. UConn	4-2-11
15	DeMarcus Cousins vs. Tennessee	3-13-10

SEC: 16, Wenyen Gabriel vs. AUBURN, 1-14-17

Postseason: 18, Bam Adebayo vs. NKU, 3-17-17

SEC Tourney: 16, Julius Randle vs. LSU, 3-14-14

NCAA Tourney: 18, Bam Adebayo vs. NKU, 3-17-17

Rupp Arena: 19, M. Kidd-Gilchrist vs. LOUISVILLE, 12-31-11

On the Road: 17, Terrence Jones at Wash., 11-23-10

SEC Road: 15, Bam Adebayo at Missouri, 2-21-17

Ranked Opp.: 19, M. Kidd-Gilchrist vs. LOUISVILLE, 12-31-11

Freshman: 19, M. Kidd-Gilchrist vs. LOUISVILLE, 12-31-11

Sophomore: 14, Isaiah Briscoe at Tennessee, 1-24-17

Junior: 18, Patrick Patterson vs. RIDER, 11-21-09

Senior: 14, Josh Harrellson at Arkansas, 2-23-11

Opener: 16, Julius Randle vs. UNC ASHEVILLE, 11-8-13

SEC Opener: 12, W. Cauley-Stein vs. OLE MISS, 1-6-15

*\*\*In some cases, the most recent occurrence is listed*

## MOST OFFENSIVE REBOUNDS

Rebs	Player vs. Opponent	Date
9	Willie Cauley-Stein vs. ARKANSAS	2-27-14
9	DeMarcus Cousins vs. OLE MISS	2-2-10
9	Patrick Patterson vs. RIDER	11-21-09
8	Bam Adebayo vs. UT MARTIN	11-25-16
8	Dakari Johnson vs. GRAND CANYON	11-14-14
8	DeMarcus Cousins vs. VANDERBILT	1-30-10
8	Patrick Patterson at Indiana	12-12-09
8	DeMarcus Cousins vs. S. HOUSTON ST.	11-19-09

## MOST DEFENSIVE REBOUNDS

Rebs	Player vs. Opponent	Date
15	Terrence Jones vs. Notre Dame	12-8-10
14	DeMarcus Cousins vs. LOUISVILLE	1-2-10
13	Anthony Davis vs. LSU	3-9-12
13	Michael Kidd-Gilchrist vs. LOUISVILLE	12-31-11
13	Anthony Davis vs. CHATTANOOGA	12-17-11
13	Terrence Jones vs. Washington	11-23-10
12	Bam Adebayo vs. Northern Kentucky	3-17-17
12	Karl-Anthony Towns vs. GEORGIA	2-3-15
12	Julius Randle vs. Kansas State	3-21-14
12	Anthony Davis vs. Kansas	4-2-12
12	Anthony Davis vs. Louisville	3-31-12
12	Anthony Davis vs. LITTLE ROCK	1-3-12

## MOST ASSISTS

Asssts.	Player vs. Opponent	Date
16	John Wall vs. HARTFORD	12-29-09
14	Tyler Ulis vs. LSU	3-5-16
14	John Wall vs. UNC Asheville	11-30-09
12	De'Aaron Fox vs. STEPHEN F. AUSTIN	11-11-16
12	Tyler Ulis at South Carolina	2-13-16
11	Isaiah Briscoe at Ole Miss	12-29-16
11	De'Aaron Fox vs. CLEVELAND ST.	11-23-16
11	Tyler Ulis at Florida	3-1-16
11	Tyler Ulis at Texas A&M	2-20-16
11	Tyler Ulis vs. FLORIDA	2-6-16
11	John Wall vs. East Tennessee State	3-18-10
11	John Wall vs. RIDER	11-21-09

SEC: 14, Tyler Ulis vs. LSU, 3-5-16

Postseason: 11, J. Wall vs. E. Tennessee State, 3-18-10

SEC Tourney: 9, Andrew Harrison vs. Georgia, 3-15-14

NCAA Tourney: 11, J. Wall vs. E. Tennessee St., 3-18-10

Rupp Arena: 16, John Wall vs. HARTFORD, 12-29-09

On the Road: 12, Tyler Ulis, at South Carolina, 2-13-16

SEC Road: 12, Tyler Ulis, at South Carolina, 2-13-16

Ranked Opp.: 12, Tyler Ulis, at South Carolina, 2-13-16

Freshman: 16, John Wall vs. HARTFORD, 12-29-09

Sophomore: 14, Tyler Ulis vs. LSU, 3-5-16

Junior: 9, DeAndre Liggins vs. WINTHROP, 12-22-10

Senior: 10, Julius Mays vs. LAFAYETTE, 11-16-12

Opener: 12, De'Aaron Fox vs. SFA, 11-11-16

SEC Opener: 11, Isaiah Briscoe at Ole Miss, 12-29-16

*\*\*In some cases, the most recent occurrence is listed*

## MOST POINTS-REBOUNDS-ASSISTS

P-R-A	Player vs. Opponent	Date
49 (47-0-2)	Malik Monk vs. UNC	12-17-16
47 (27-17-3)	Terrence Jones vs. Notre Dame	12-8-10
46 (39-3-4)	De'Aaron Fox vs. UCLA	3-24-17
45 (29-13-3)	Terrence Jones vs. Oklahoma	11-22-10
45 (27-18-0)	DeMarcus Cousins vs. S. HOUSTON	11-19-09
44 (24-19-1)	Michael Kidd-Gilchrist vs. LOUISVILLE	12-31-11
43 (33-9-2)	Jamal Murray at Vanderbilt	2-27-16
43 (35-8-0)	Terrence Jones vs. AUBURN	1-11-11
42 (33-4-5)	Malik Monk vs. FLORIDA	2-25-17
42 (23-11-8)	Isaiah Briscoe vs. GEORGIA	1-31-17
42 (35-6-1)	Jamal Murray vs. FLORIDA	2-6-16
41 (37-3-1)	Malik Monk vs. GEORGIA	1-31-17
41 (34-6-1)	Malik Monk at Ole Miss	12-29-16
41 (26-10-5)	James Young vs. MISSISSIPPI STATE	1-8-14
41 (27-13-1)	Julius Randle vs. Michigan State	11-12-13
41 (27-14-0)	Anthony Davis vs. ARKANSAS	1-17-12

## MOST MINUTES WITHOUT A TURNOVER

Mins.	Player vs. Opponent	Date
44	Darius Miller at Arkansas	2-23-11
41	Aaron Harrison vs. LSU	2-22-14
40	Tyler Ulis vs. Duke	11-17-15
40	Aaron Harrison vs. OLE MISS	1-6-15
40	Alex Poythress vs. MISSOURI	2-23-13
39	Nerlens Noel vs. TEXAS A&M	1-12-13
39	Ryan Harrow at Louisville	12-29-12
39	Anthony Davis vs. ALABAMA	1-21-12
39	M. Kidd-Gilchrist vs. LOUISVILLE	12-31-11
38	Aaron Harrison at LSU	1-28-14
38	Patrick Patterson vs. Mississippi State	3-14-10

## MOST BLOCKED SHOTS

Blks.	Player vs. Opponent	Date
12	Nerlens Noel at Ole Miss	1-29-13
9	Willie Cauley-Stein vs. BOISE STATE	12-10-13
9	Willie Cauley-Stein vs. Providence	12-1-13
8	Nerlens Noel at Alabama	1-22-13
8	Anthony Davis at South Carolina	2-4-12
8	Anthony Davis vs. ST. JOHN'S	12-1-11
7	Karl-Anthony Towns vs. VANDERBILT	1-20-15
7	Willie Cauley-Stein vs. E. MICHIGAN	11-27-13
7	Willie Cauley-Stein vs. MISSOURI	2-23-13
7	Nerlens Noel at Auburn	1-19-13
7	Nerlens Noel vs. TEXAS A&M	1-12-13
7	Nerlens Noel vs. LIPSCOMB	12-15-12
7	Nerlens Noel vs. PORTLAND	12-8-12
7	Anthony Davis vs. Western Kentucky	3-15-12
7	Anthony Davis at Vanderbilt	2-11-12
7	Anthony Davis vs. TENNESSEE	1-31-12
7	Anthony Davis vs. ARKANSAS	1-17-12
7	Anthony Davis vs. SOUTH CAROLINA	1-7-12
7	Anthony Davis vs. Kansas	11-15-11

SEC: 12, Nerlens Noel at Ole Miss, 1-29-13

Postseason: 7, A. Davis vs. Western Kentucky, 3-15-12

SEC Tourney: 6, Anthony Davis vs. LSU, 3-11-12

NCAA Tourney: 7, A. Davis vs. Western Kent., 3-15-12

Rupp Arena: 9, W. Cauley-Stein vs. BOISE ST., 12-10-13

On the Road: 12, Nerlens Noel at Ole Miss, 1-29-13



# TEAM GAME RECORDS CAL ERA

## MOST POINTS

Pts.(Score)	Opp.	Date
115 (115-69)	vs. Arizona State	11-28-16
111 (111-76)	UT MARTIN	11-25-16
110 (110-75)	AUBURN	2-21-15
108 (108-58)	MARIST	11-11-11
105 (105-76)	UT ARLINGTON	11-19-13
104 (104-75)	LIU BROOKLYN	11-23-12
104 (104-61)	HARTFORD	12-29-09
103 (103-100)	vs. North Carolina	12-17-16
102 (102-90)	vs. Indiana	3-23-12
102 (102-92)	SAM HOUSTON ST.	11-19-09

## MOST POINTS IN A LOSS

Pts.(Score)	Opp.	Date
92 (97-92)	UCLA	12-3-16
85 (85-87)	at Arkansas	1-14-14
84 (90-84)	at Kansas	1-30-16
82 (87-82)	at LSU	1-28-14
80 (82-80)	at Tennessee	1-24-17
77 (79-77)	at Texas A&M	2-20-16
77 (87-77)	at UCLA	12-3-15
77 (77-82)	at North Carolina	12-14-13
77 (77-80)	at Louisville	12-19-12
76 (76-77)	at Arkansas	2-23-11

## MOST POINTS IN A WIN OVER AP RANKED TEAM

Pts.(Score)	Opp.	Date
103 (103-100)	vs. North Carolina	12-17-16
102 (102-90)	vs. Indiana	3-23-12
87 (87-74)	at Ole Miss	1-29-13
86 (86-75)	vs. UCLA	3-24-17
85 (85-69)	SOUTH CAROLINA	1-21-17
85 (85-75)	OLE MISS	2-2-10
85 (85-72)	VANDERBILT	1-30-10
84 (84-67)	ARKANSAS	2-28-15
84 (84-70)	NORTH CAROLINA	12-13-14
82 (82-77)	vs. Texas A&M	3-13-16
82 (82-70)	vs. Baylor	3-25-12

## MOST PTS. AT NEUTRAL SITE

Pts.(Score)	Opp.	Date
115 (115-69)	vs. Arizona State	11-28-16
103 (103-100)	vs. North Carolina	12-17-16
102 (102-90)	vs. Indiana	3-23-12
100 (100-71)	vs. ETSU	3-18-10
96 (96-73)	vs. Hofstra	12-11-16
94 (94-57)	vs. UNC Asheville	11-30-09
93 (93-80)	vs. Georgia	3-12-16
91 (91-67)	vs. Auburn	3-14-15
90 (90-60)	vs. Wake Forest	3-20-10
87 (87-71)	vs. Iowa State	3-17-12

## MOST PTS. IN NCAA TOURNNEY

Pts.(Score)	Opp.	Date
102 (102-90)	vs. Indiana	3-23-12
100 (100-71)	vs. ETSU	3-18-10
90 (90-60)	vs. Wake Forest	3-20-10
87 (87-71)	vs. Iowa State	3-17-12
86 (86-75)	vs. UCLA	3-24-17
85 (85-57)	vs. Stony Brook	3-17-16
82 (82-70)	vs. Baylor	3-25-12
81 (81-66)	vs. Western Kentucky	3-15-12
79 (79-70)	vs. NKU	3-17-17
79 (79-56)	vs. Hampton	3-19-15

## MOST PTS. IN SEC TOURNEY

Pts.(Score)	Opp.	Date
93 (93-80)	vs. Georgia	3-12-16
91 (91-67)	vs. Auburn	3-14-15
85 (85-59)	vs. Alabama	3-11-16
85 (85-67)	vs. LSU	3-14-14
82 (82-65)	vs. Arkansas	3-12-17
82 (82-77)	vs. Texas A&M	3-13-16
79 (79-74)	vs. Alabama	3-11-17
78 (78-63)	vs. Arkansas	3-15-15
75 (75-66)	vs. Ole Miss	3-11-11
75 (75-74)	vs. Miss. State	3-14-10

## MOST PTS. IN RUPP ARENA WIN

Pts.(Score)	Opp.	Date
111 (111-76)	UT MARTIN	11-25-16
110 (110-75)	AUBURN	2-21-15
108 (108-58)	MARIST	11-11-11
105 (105-76)	UT ARLINGTON	11-19-13
104 (104-75)	LIU BROOKLYN	11-23-12
104 (104-61)	HARTFORD	12-29-09
102 (102-92)	SAM HOUSTON ST.	11-19-09

101 (101-70)	CLEVELAND STATE	11-23-16
101 (101-49)	LAFAYETTE	11-16-12
101 (101-70)	ARKANSAS	1-23-10

## MOST PTS. IN ROAD GAME WIN

Pts.(Score)	Opp.	Date
99 (99-76)	at Ole Miss	12-29-16
90 (90-73)	at Indiana	12-12-09
89 (89-62)	at South Carolina	2-13-16
89 (89-77)	at Florida	1-12-10
88 (88-81)	at Mississippi St.	1-17-17
88 (88-79)	at Florida	3-1-16
87 (87-81)	at Vanderbilt	1-10-17
87 (87-74)	at Ole Miss	1-29-13
86 (86-52)	at South Carolina	2-4-12

## MOST POINTS IN A HALF

Pts.	Opp.	Date
63 <sup>2</sup>	UT ARLINGTON	11-19-13
63 <sup>2</sup>	MARIST	11-11-11
60 <sup>1</sup>	at Ole Miss	12-29-16
58 <sup>1</sup>	vs. Arizona State	11-28-16
58 <sup>2</sup>	UT MARTIN	11-25-16
58 <sup>1</sup>	AUBURN	2-21-15
57 <sup>2</sup>	vs. Arizona State	11-28-16
57 <sup>1</sup>	ARKANSAS	1-23-10
57 <sup>1</sup>	HARTFORD	12-29-09
56 <sup>2</sup>	ARKANSAS	1-7-17
56 <sup>1</sup>	vs. North Carolina	12-17-16
56 <sup>1</sup>	CLEVELAND STATE	11-23-16
56 <sup>1</sup>	DREXEL	12-21-09

<sup>1</sup> - First Half; <sup>2</sup> - Second Half

## FEWEST POINTS

Pts.(Score)	Opp.	Date
48 (48-64)	vs. Vanderbilt	3-15-13
50 (50-64)	at Notre Dame	11-29-12
52 (52-69)	at Florida	2-12-13
54 (54-60)	vs. UConn	4-7-14
55 (55-48)	ALABAMA	3-4-14
55 (55-59)	at Alabama	1-22-13
55 (55-64)	BAYLOR	12-1-12
55 (55-56)	vs. UConn	4-2-11
56 (56-49)	vs. Kansas State	3-21-14
56 (56-46)	COLUMBIA	12-10-14

## FEWEST POINTS IN A WIN

Pts.(Score)	Opp.	Date
55 (55-48)	ALABAMA	3-4-14
56 (56-49)	vs. Kansas State	3-21-14
56 (56-46)	COLUMBIA	12-10-14
57 (57-44)	at Georgia	1-24-12
58 (58-50)	at Louisville	12-27-14
58 (58-38)	PROVIDENCE	11-30-14
58 (58-43)	at South Carolina	1-24-14
58 (58-56)	at Vanderbilt	2-20-10
59 (59-57)	vs. Princeton	3-1-11
60 (60-58)	at Vanderbilt	1-10-13
60 (60-51)	vs. LSU	3-9-12

## FEWEST PTS. AT NEUTRAL SITE

Pts.(Score)	Opp.	Date
48 (48-64)	vs. Vanderbilt	3-15-13
54 (54-60)	vs. UConn	4-7-14
55 (55-56)	vs. UConn	4-2-11
56 (56-49)	vs. Kansas State	3-21-14
59 (59-57)	vs. Princeton	3-17-11
60 (60-61)	vs. Florida	3-16-14
60 (60-51)	vs. LSU	3-9-12
61 (61-65)	vs. Kansas	11-14-17
62 (62-67)	vs. Baylor	12-6-13
62 (62-60)	vs. Ohio State	3-25-11
62 (62-45)	vs. Cornell	3-25-10
62 (62-52)	vs. Old Dominion	11-20-11

## FEWEST POINTS IN NCAA TOURNNEY

Pts.(Score)	Opp.	Date
54 (54-60)	vs. UConn	4-7-14
55 (55-56)	vs. UConn	4-2-11
56 (56-49)	vs. Kansas State	3-21-14
59 (59-57)	vs. Princeton	3-17-11
62 (62-60)	vs. Ohio State	3-25-11
62 (62-45)	vs. Cornell	3-25-10
64 (64-71)	vs. Wisconsin	4-4-15
64 (64-51)	vs. Cincinnati	3-21-15
65 (65-62)	vs. Wichita State	3-19-17
66 (66-73)	vs. West Virginia	3-27-10
67 (67-73)	vs. Indiana	3-19-16
67 (67-59)	vs. Kansas	4-2-12

## FEWEST PTS. IN SEC TOURNEY

Pts.(Score)	Opp.	Date
48 (48-64)	vs. Vanderbilt	3-15-13
60 (60-61)	vs. Florida	3-16-14
60 (60-51)	vs. LSU	3-9-12
64 (64-49)	vs. Florida	3-13-15
64 (64-71)	vs. Vanderbilt	3-11-12
70 (70-58)	vs. Georgia	3-15-14
70 (70-54)	vs. Florida	3-13-11
71 (71-60)	vs. Georgia	3-10-17
72 (72-58)	vs. Alabama	3-12-11

## FEWEST PTS. IN RUPP ARENA

Pts.(Score)	Opp.	Date
55 (55-64)	BAYLOR	12-1-12
56 (56-46)	COLUMBIA	12-10-14
58 (58-38)	PROVIDENCE	11-30-14
61 (61-57)	FLORIDA	3-9-13

## FEWEST PTS. IN ROAD GAME

Pts.(Score)	Opp.	Date
50 (50-64)	at Notre Dame	11-29-12
52 (52-69)	at Florida	2-12-13
55 (55-48)	at Alabama	3-4-14
55 (55-59)	at Alabama	1-22-13
57 (57-59)	at Robert Morris	3-19-13
57 (57-44)	at Georgia	1-24-12
58 (58-50)	at Louisville	12-27-14
58 (58-43)	at South Carolina	1-24-14
58 (58-88)	at Tennessee	2-16-13
58 (58-56)	at Vanderbilt	2-20-10

## FEWEST POINTS IN A HALF

Pts.	Opp.	Date
19 <sup>2</sup>	at Georgia	1-24-12
21 <sup>1</sup>	vs. UConn	4-2-11
22 <sup>1</sup>	at Louisville	12-27-14
22 <sup>2</sup>	at Alabama	1-22-13
22 <sup>1</sup>	at Tennessee	3-6-11
23 <sup>1</sup>	COLUMBIA	12-10-14
23 <sup>2</sup>	vs. UConn	4-7-14
23 <sup>1</sup>	vs. Vanderbilt	3-15-13
23 <sup>2</sup>	vs. Maryland	11-9-12
23 <sup>1</sup>	vs. UConn	12-9-09

<sup>1</sup> - First Half; <sup>2</sup> - Second Half

## MOST FIELD GOALS

Fgs.	Opp.	Date
46	MARIST	11-11-11
44	vs. Arizona State	11-28-16
44	AUBURN	2-21-15
42	LIU-BROOKLYN	11-23-12
41	UT MARTIN	11-25-16
41	HARTFORD	12-29-09
40	vs. North Carolina	12-17-16
40	LAFAYETTE	11-16-12
38	CLEVELAND STATE	11-23-16
38	LSU	3-5-16
38	vs. Wake Forest	3-20-10

## FEWEST FIELD GOALS

Fgs.	Opp.	Date
14	at South Carolina	3-1-14
16	ALABAMA	3-4-14
17	LOUISVILLE	12-31-11
17	at Auburn	2-12-14
18	vs. LSU	3-9-12
18	vs. Vanderbilt	3-15-13
18	vs. Florida	3-16-14
18	vs. UConn	4-7-14
18	at Texas A&M	1-10-15
18	at South Carolina	1-24-15

## MOST FIELD-GOAL ATTEMPTS

Fgs.	Opp.	Date
84	vs. Arizona State	11-28-16
80	UCLA	12-3-16
77	ARKANSAS	1-23-10
76	ARKANSAS	2-27-14
75	MARIST	11-11-11
74	at Ole Miss	11-29-16
74	vs. North Carolina	12-17-16
74	UT MARTIN	11-25-16

## FEWEST FIELD-GOAL ATTEMPTS

Fgs.	Opp.	Date
39	at South Carolina	1-24-15
40	at Robert Morris	3-19-13
41	ALABAMA	1-31-15
41	TENNESSEE	1-31-12

42	FLORIDA	2-15-14
42	vs. Providence	12-1-13
42	vs. LSU	3-9-12
42	vs. Cleveland State	11-24-09

## MOST FREE THROWS

Fts.	Opp.	Date
35	vs. Indiana	3-23-12
33	at South Carolina	3-1-14
32	LOUISVILLE	12-31-11
31	MOREHEAD STATE	11-21-12
31	INDIANA	12-11-10
30	vs. Auburn	3-14-15
30	UNC ASHEVILLE	11-8-13
30	vs. Baylor	3-25-12
29	ILLINOIS STATE	11-30-15
29	at North Carolina	12-14-13

## FEWEST FREE THROWS

Fts.	Opp.	Date
3	ETSU	11-17-17
4	vs. UConn	4-2-11
4	VANDERBILT	1-23-16
6	vs. Michigan	3-30-14
6	at Florida	2-12-13
6	at Alabama	1-22-13
6	vs. Princeton	3-17-11
7	at LSU	2-10-15
7	vs. UCLA	12-20-14
7	at Florida	3-4-12
7	at Georgia	1-24-12
7	vs. Wake Forest	3-20-10

## MOST FREE-THROW ATTEMPTS

Fts.	Opp.	Date
48	UNC ASHEVILLE	11-8-13
46	ILLINOIS STATE	11-30-15
44	vs. Baylor	3-25-12
44	INDIANA	12-11-10
43	at North Carolina	12-14-13
43	LOUISVILLE	12-31-11
42	at South Carolina	3-1-14
41	vs. LSU	3-14-14
41	MOREHEAD STATE	11-21-12

## FEWEST FREE-THROW ATTEMPTS

Fts.	Opp.	Date
6	VANDERBILT	1-23-16
10	vs. Wisconsin	4-4-15
10	at LSU	2-10-15
11	vs. Michigan	3-30-14
11	MISSISSIPPI STATE	2-27-13
11	at Florida	2-12-13
11	at Alabama	1-22-13
11	at Florida	3-4-12
11	GEORGIA	3-1-12
11	FLORIDA	2-7-12
11	vs. Princeton	3-17-11

## MOST 3-POINTERS

3s.	Opp.	Date
15	GEORGIA	3-1-12
15	vs. East Tennessee State	3-18-10
14	HARTFORD	12-29-09
13	TEXAS A&M	1-3-17
13	vs. Alabama	3-11-16
13	EAST TENNESSEE STATE	11-12-10
12	FLORIDA	2-6-16
12	vs. UCLA	12-20-14
12	CHATTANOOGA	12-17-11
12	vs. North Carolina	3-27-11
12	WINTHROP	12-22-10
12	VANDERBILT	1-30-10

## FEWEST 3-POINTERS

3s.	Opp.	Date
1	at Vanderbilt	1-10-17

# TEAM GAME RECORDS CAL ERA

## MOST 3-POINT ATTEMPTS

3s.	Opp.	Date
33	CHATTANOOGA	12-17-11
33	vs. East Tennessee State	3-18-10
33	ARKANSAS	1-23-10
32	vs. West Virginia	3-27-10
28	vs. Arizona State	11-28-16
28	at Texas A&M	1-10-15
28	ALABAMA	3-4-14
28	vs. Vanderbilt	3-11-12
28	HARTFORD	12-29-09
27	GEORGIA	3-1-12
27	vs. UConn	4-2-11

## FEWEST 3-POINT ATTEMPTS

3s.	Opp.	Date
5	vs. Wisconsin	4-4-15
5	vs. Wisconsin	4-5-14
5	at Tennessee	1-14-12
6	FLORIDA	3-7-15
6	Vanderbilt	1-20-15
7	at Missouri	1-29-15
7	PROVIDENCE	11-30-14
7	vs. Louisville	3-31-12
7	at Indiana	12-10-11

## MOST REBOUNDS

Rebs.	Opp.	Date
59	vs. Arizona State	11-28-16
59	ARKANSAS	1-23-10
57	LOUISVILLE	12-31-11
56	ROBERT MORRIS	11-17-13
54	NIJIT	11-14-15
53	TROY	11-20-17
53	at Texas A&M	1-10-15
53	MONTANA STATE	11-23-14
53	at Mississippi State	2-16-10
53	at LSU	2-6-10

## FEWEST REBOUNDS

Rebs.	Opp.	Date
21	ALABAMA	1-31-15
21	at Tennessee	2-16-13
22	vs. Wisconsin	4-4-15
24	GEORGIA	2-3-15
24	NORTH CAROLINA	12-13-14
24	TENNESSEE	1-18-14
25	vs. Baylor	12-6-13
25	at Robert Morris	3-19-13

## MOST OFFENSIVE REBOUNDS

Rebs.	Opp.	Date
26	ARKANSAS	2-27-14
24	GRAND CANYON	11-14-14
24	vs. West Virginia	3-27-10
22	NIJIT	11-14-15
22	at Auburn	2-2-14
22	ARKANSAS	1-23-10
21	VALPARAISO	12-7-16
21	COLUMBIA	12-10-14
21	at South Carolina	3-1-14
21	BAYLOR	12-1-12
21	at Indiana	12-12-09

## FEWEST OFFENSIVE REBOUNDS

Rebs.	Opp.	Date
3	at South Carolina	1-24-14
5	GEORGIA	2-3-15
5	ALABAMA	1-31-15
5	MISSISSIPPI STATE	2-15-11
5	GEORGIA	1-29-11

## MOST DEFENSIVE REBOUNDS

Rebs.	Opp.	Date
39	vs. Arizona State	11-28-16
39	ROBERT MORRIS	11-17-13
39	EASTERN MICHIGAN	1-2-13
38	TROY	11-20-17
38	vs. Hampton	3-19-15
38	EASTERN KENTUCKY	12-7-14
38	vs. Cleveland State	11-24-09
37	at Texas A&M	1-10-15
37	LOUISVILLE	12-31-11
37	ARKANSAS	1-23-10
36	vs. FLORIDA	2-25-17
36	at Florida	3-1-16
36	RADFORD	11-23-11
36	MARIST	11-11-11

## FEWEST DEFENSIVE REBOUNDS

Rebs.	Opp.	Date
9	at Tennessee	2-16-13
13	NORTH CAROLINA	12-13-14
15	vs. Baylor	12-6-13
15	at Alabama	1-18-11
16	vs. Wisconsin	4-4-15
16	ALABAMA	1-31-15
16	TEXAS A&M	1-12-13
16	at Auburn	1-11-12
16	vs. UConn	11-24-10

## MOST ASSISTS

Assts.	Opp.	Date
33	vs. Arizona State	11-28-16
30	HARTFORD	12-29-09
28	LIU-BROOKLYN	11-23-12
28	vs. UNC Asheville	11-30-09
25	CLEVELAND STATE	11-23-16
25	AUBURN	2-21-15
25	vs. UCLA	12-20-14
24	at Ole Miss	12-29-16
24	UT MARTIN	11-25-16
24	BOSTON	11-21-14
24	MARIST	11-11-11
24	vs. East Tennessee State	3-18-10

## FEWEST ASSISTS

Assts.	Opp.	Date
5	LSU	2-22-14
6	VANDERBILT	3-1-11
7	at Florida	2-4-17
7	vs. Wisconsin	4-4-15
7	vs. Florida	3-13-15
7	ARKANSAS	2-27-14
7	at Auburn	2-12-14
7	BOISE STATE	12-10-13
7	vs. Vanderbilt	3-15-13
7	VANDERBILT	2-20-13
7	at Tennessee	1-14-12
7	vs. Washington	11-23-10

## MOST TURNOVERS

TOs.	Opp.	Date
24	MOREHEAD STATE	11-13-09
23	SAM HOUSTON STATE	11-19-09
22	ETSU	11-17-17
21	LOUISVILLE	12-31-11
21	vs. Old Dominion	11-20-11
21	NORTH CAROLINA	12-5-09
20	EASTERN MICHIGAN	11-27-13
20	ALBANY	11-13-15
20	vs. Cleveland State	11-24-09

## FEWEST TURNOVERS

TOs.	Opp.	Date
3	at Georgia	3-3-15
3	at South Carolina	2-4-12
4	ALABAMA	2-23-16
4	COLUMBIA	12-10-14
4	vs. Wisconsin	4-5-14
4	PORTLAND	11-26-11
5	vs. Georgia	3-12-16
5	at Vanderbilt	2-27-16
5	ALABAMA	1-31-15

## MOST BLOCKS

Bks.	Opp.	Date
18	ST. JOHN'S	12-1-11
15	vs. Stony Brook	3-17-16
14	at Georgia	3-3-10
13	vs. UCLA	12-20-14
13	at Ole Miss	1-29-13
13	ARKANSAS	1-17-12
13	vs. Kansas	11-15-11
13	MARIST	11-11-11

## FEWEST BLOCKS

Bks.	Opp.	Date
1	at Vanderbilt	1-10-17
1	vs. Alabama	3-11-16
1	at LSU	1-5-16
1	WRIGHT STATE	11-20-15
1	ALABAMA	1-31-15
1	at Missouri	1-29-15
1	vs. Wisconsin	4-5-14
1	at Florida	3-8-14

## MOST STEALS

Stls.	Opp.	Date
15	LAFAYETTE	11-16-12
13	OLE MISS	1-2-16
13	vs. UConn	12-9-09
12	STEPHEN F. AUSTIN	11-11-16
12	BOSTON	11-24-15
12	NORTH CAROLINA	12-13-14
12	PROVIDENCE	11-30-14
12	LIPSCOMB	12-15-12
12	PORTLAND	11-26-11
12	vs. Cornell	3-25-10
12	GEORGIA	1-9-10
12	vs. UNC Asheville	11-30-09

## FEWEST STEALS

Stls.	Opp.	Date
0	vs. Baylor	12-6-13
1	vs. Michigan State	11-12-13
1	at Robert Morris	3-19-13
1	vs. West Virginia	3-19-11
1	FLORIDA	2-26-11

## MOST PERSONAL FOULS

Fls.	Opp.	Date
33	at Kansas	1-30-16
31	at Arkansas	1-14-14
31	at North Carolina	12-14-13
29	at South Carolina	3-1-14
28	VANDERBILT	1-30-10
27	vs. Hofstra	12-11-16
27	at Florida	3-1-16
27	at UCLA	12-3-15
27	vs. West Virginia	3-27-10

## FEWEST PERSONAL FOULS

Fls.	Opp.	Date
7	HARTFORD	12-29-09
8	MONTANA STATE	11-23-14
8	LAFAYETTE	11-16-12
8	vs. Florida	3-10-12
8	vs. Princeton	3-17-11
8	WINTHROP	12-22-10
8	DREXEL	12-21-09
8	vs. UNC Asheville	11-30-09

## HIGHEST FIELD-GOAL PCT.

Pct.	Opp.	Date
.677	LIU-BROOKLYN	11-23-12
.647	AUBURN	2-21-15
.645	LAFAYETTE	11-16-12
.643	vs. Providence	12-1-13
.614	SOUTH CAROLINA	2-5-13
.613	MARIST	11-11-11
.603	vs. Wake Forest	3-20-10
.603	HARTFORD	12-29-09
.600	SAM HOUSTON STATE	11-19-09
.593	BOSTON	11-30-10

## LOWEST FIELD-GOAL PCT.

Pct.	Opp.	Date
.269	at South Carolina	3-1-14
.281	at Texas A&M	1-10-15
.296	BAYLOR	12-1-12
.298	LOUISVILLE	12-31-11
.309	at Auburn	2-12-14
.327	ALABAMA	3-4-14
.339	vs. UConn	4-2-11
.342	ARKANSAS	2-27-14
.343	vs. West Virginia	3-27-10
.346	vs. Vanderbilt	3-15-13

## HIGHEST FREE-THROW PCT.

Pct.	Opp.	Date
1.000	FLORIDA	2-7-12
1.000	AUSTIN PEAY	12-19-09
.958	TENNESSEE	1-18-14
.955	at Florida	2-7-15
.946	vs. Indiana	3-23-12
.923	at Mississippi State	2-25-15
.900	vs. Wisconsin	4-4-15
.900	at Ole Miss	2-18-14
.895	DREXEL	12-21-09
.889	at Alabama	1-17-15
.889	TENNESSEE	1-31-12

min 10 attempts

## LOWEST FREE-THROW PCT.

Pct.	Opp.	Date
.200	ETSU	11-17-17
.333	vs. UConn	4-2-11
.391	ETSU	11-12-10
.412	vs. Wake Forest	3-20-10
.435	at Vanderbilt	2-27-16
.471	PROVIDENCE	11-30-14
.478	at Louisville	12-29-12
.500	OLE MISS	1-2-16
.500	BOSTON	11-24-15
.500	vs. Georgia	3-15-14
.500	vs. Vanderbilt	3-15-13
.500	vs. Oklahoma	11-22-10

min 10 attempts

## HIGHEST 3-POINT PERCENTAGE

Pct.	Opp.	Date
.700	at Florida	3-1-16
.692	DREXEL	12-21-09
.667	AUSTIN PEAY	12-19-09
.636	vs. Michigan	3-30-14
.625	BOSTON	11-30-10
.600	FLORIDA	2-6-16
.600	FLORIDA	2-7-12
.591	vs. Alabama	3-11-16
.583	vs. Arkansas	3-15-15
.583	at Florida	2-5-11

min 10 attempts

## LOWEST 3-POINT PERCENTAGE

Pct.	Opp.	Date
.077	vs. Alabama	3-12-10
.083	TEXAS	12-5-14
.091	at Tennessee	2-27-10
.100	TENNESSEE	1-31-12
.111	at Vanderbilt	1-10-17
.118	COLUMBIA	12-10-14
.125	vs. LSU	3-9-12
.125	vs. West Virginia	3-27-10
.125	vs. Cornell	3-25-10
.143	GEORGIA	1-9-10
.143	LOUISVILLE	1-2-10

min 10 attempts

## HIGHEST REBOUND MARGIN

Mg.	Opp.	Date
+31	NIJIT	11-14-15
+30	GRAND CANYON	11-14-14
+28	NORTHERN KY.	11-10-13
+27	vs. Little Rock	1-3-12
+26	vs. Arizona State	11-28-16
+26	LOUISVILLE	12-31-11
+25		

## Quade Green

# O

Freshman • G • 6-0 • 180 lbs • Philadelphia Neumann-Goretti • Undeclared/Exploratory Studies in Agriculture



### Bio Blast

- Pronunciation: KWAH-DAY
- Has scored in double figures in two straight games and three of the last four
- Scored a career-high 21 points vs. ETSU on 9-of-13 shooting, including three 3-pointers. His 21 points were the most of any Wildcat so far this season
- Five-star point guard prospect by Rivals, ESPN and Scout
- Enjoyed a prolific high school career that saw him capture four state championships, including a 22-point, eight-assist and two-steal performance in the title game during his senior season
- 2016 and 2017 Pennsylvania Class 3A Player of the Year
- On the USA Basketball 2016 FIBA Americas U18 Championship team that won a gold medal in Chile
- McDonald's High School All-American, Jordan Brand Classic and HoopHall Classic (MVP) participant
- Chose Kentucky because of the elite talent every day in practice
- Born 80 percent deaf and didn't speak for years but overcame those challenges with the help of auditory implants and speech therapists

### Season Averages

Games played	5
Minutes/game	24.0
Points/game	11.8
FG Pct	48.9
3FG Pct	41.7
FT Pct	90.9
Rebounds/game	1.6
Assists/game	2.6
Turnovers/game	1.4
Assist/turnover ratio	1.9
Steals/game	0.2

### Season Highs

Points	21, vs. ETSU (11/17/17)
FG Made	9, vs. ETSU (11/17/17)
FG Attempts	13, vs. ETSU (11/17/17)
3FG Made	3, vs. ETSU (11/17/17)
3FG Attempts	5, vs. ETSU (11/17/17)
FT Made	4, vs. UTAH VALLEY (11/10/17)
FT Attempts	4, vs. UTAH VALLEY (11/10/17)
Rebounds	4, vs. VERMONT (11/12/17)
Assists	4, vs. VERMONT (11/12/17)
Steals	1, vs. ETSU (11/17/17)
Blocks	
Minutes	26, 3x, vs. TROY (11/20/17)

### Career Highs

Points	21, vs. ETSU (11/17/17)
FG Made	9, vs. ETSU (11/17/17)
FG Attempts	13, vs. ETSU (11/17/17)
3FG Made	3, vs. ETSU (11/17/17)
3FG Attempts	5, vs. ETSU (11/17/17)
FT Made	4, vs. UTAH VALLEY (11/10/17)
FT Attempts	4, vs. UTAH VALLEY (11/10/17)
Rebounds	4, vs. VERMONT (11/12/17)
Assists	4, vs. VERMONT (11/12/17)
Steals	1, vs. ETSU (11/17/17)
Blocks	
Minutes	26, 3x, last vs. TROY (11/20/17)

### Game-By-Game

Opponent	Date	gs	min	Total		3-Pointers		Free throws		Rebounds				pf	a	t/o	blk	stl	pts	avg	
				fg-fga	pct	3fg-fga	pct	ft-fa	pct	off	def	tot	avg								
UTAH VALLEY	11/10/17		21	0-4	.000	0-1	.000	4-4	1.000	0	0	0	0.0	1	1	0	0	0	4	4.0	
VERMONT	11/12/17	*	26	6-11	.545	1-2	.500	2-2	1.000	1	3	4	2.0	1	4	1	0	0	15	9.5	
vs #4/3 Kansas	11/14/17	*	21	2-7	.286	0-2	.000	2-2	1.000	0	1	1	1.7	1	2	0	0	0	6	8.3	
ETSU	11/17/17	*	26	9-13	.692	3-5	.600	0-1	.000	0	0	0	1.3	1	3	3	0	1	21	11.5	
TROY	11/20/17	*	26	5-10	.500	1-2	.500	2-2	1.000	0	3	3	1.6	2	3	3	0	0	13	11.8	
Totals			4	120	22-45	.489	5-12	4-17	10-11	.909	1	7	8	1.6	6	13	7	0	1	59	11.8

Games played: 5  
 Minutes/game: 24.0  
 Points/game: 11.8  
 FG Pct: 48.9  
 3FG Pct: 41.7  
 FT Pct: 90.9

Rebounds/game: 1.6  
 Assists/game: 2.6  
 Turnovers/game: 1.4  
 Assist/turnover ratio: 1.9  
 Steals/game: 0.2

### Superlatives

Season Stats		Career Stats	
10+ points	3	10+ points	3
20+ points	1	20+ points	1
3+ assists	3	3+ assists	3
3+ steals	-	3+ steals	-
10+ rebounds	-	10+ rebounds	-
Double-doubles	-	Double-doubles	-
Dunks	-	Dunks	-

### Career Statistics

Year	GP-GS	Min-Avg	FG-FGA	Pct	3FG-FGA	Pct	FT-FTA	Pct	Off-Def-Tot-Avg	PF-FO	Ast	TO	Blk	Stl	Pts	Avg
2017-18	5-4	120-24.0	22-45	.489	5-12	.417	10-11	.909	1-7-8-1.6	6-0	13	7	0	1	59	11.8
TOTAL	5-4	120-24.0	22-45	.489	5-12	.417	10-11	.909	1-7-8-1.6	6-0	13	7	0	1	59	11.8





## Sacha Killeya-Jones



Sophomore • F • 6-10 • 221 lbs • Chapel Hill, N.C.  
Virginia Episcopal • Communication

### Bio Blast

- Pronunciation: SAH-shuh kuh-LEE-uh
- Played well against Kansas notching career highs in rebounds (nine) and blocks (three)
- After the Vermont game, Calipari said of Killeya-Jones: "Sacha played his butt off today. You just saw him, the work that he's put in"
- Second on the team with seven blocks
- Attended Great Britain's national training camp in August for FIBA EuroBasket 2017
- Made 15 appearances last season, but none after the Jan. 21 game vs South Carolina
- Scored 40 points, grabbed 31 rebounds and blocked 10 shots in his freshman season
- Posted 13 games with at least 20 points and 10 rebounds as a senior in high school
- Named the Virginia Player of the Year as a senior
- Won a state title and two AAU national championships during his prep career
- An accomplished quarterback up until his sophomore season in which he gave up football to focus on basketball

### Season Averages

Games played	5
Minutes/game	19.6
Points/game	4.8
FG Pct	47.6
3FG Pct	
FT Pct	44.4
Rebounds/game	5.4
Assists/game	0.8
Turnovers/game	0.8
Assist/turnover ratio	1.0
Steals/game	0.6
Blocks/game	1.4

### Season Highs

Points	8, vs. Kansas (11/14/17)
FG Made	4, vs. Kansas (11/14/17)
FG Attempts	6, twice, last vs. ETSU (11/17/17)
3FG Made	
3FG Attempts	
FT Made	4, vs. VERMONT (11/12/17)
FT Attempts	4, vs. VERMONT (11/12/17)
Rebounds	9, vs. Kansas (11/14/17)
Assists	2, vs. Kansas (11/14/17)
Steals	2, vs. ETSU (11/17/17)
Blocks	3, twice, last vs. ETSU (11/17/17)
Minutes	25, vs. ETSU (11/17/17)

### Career Highs

Points	12, vs. UT MARTIN (11/25/16)
FG Made	6, vs. UT MARTIN (11/25/16)
FG Attempts	8, vs. UT MARTIN (11/25/16)
3FG Made	
3FG Attempts	
FT Made	4, vs. VERMONT (11/12/17)
FT Attempts	5, vs. CLEVELAND ST. (11/23/16)
Rebounds	9, vs. Kansas (11/14/17)
Assists	2, vs. Kansas (11/14/17)
Steals	2, vs. ETSU (11/17/17)
Blocks	3, twice, last vs. ETSU (11/17/17)
Minutes	25, vs. ETSU (11/17/17)

### Game-By-Game

Opponent	Date	gs	min	Total		3-Pointers		Free throws		Rebounds				pf	a	t/o	blk	stl	pts	avg
				fg-fga	pct	3fg-fga	pct	ft-fga	pct	off	def	tot	avg							
UTAH VALLEY	11/10/17	15	2-3	.667	0-0	.000	0-2	.000	2	0	2	2.0	4	0	1	1	1	4	4.0	
VERMONT	11/12/17	18	1-2	.500	0-0	.000	4-4	1.000	2	2	4	3.0	0	0	0	0	0	6	5.0	
vs #4/3 Kansas	11/14/17	23	4-6	.667	0-0	.000	0-3	.000	4	5	9	5.0	3	2	0	3	0	8	6.0	
ETSU	11/17/17	25	2-6	.333	0-0	.000	0-0	.000	6	2	8	5.8	3	1	3	3	2	4	5.5	
TROY	11/20/17	17	1-4	.250	0-0	.000	0-0	.000	1	3	4	5.4	1	1	0	0	0	2	4.8	
<b>Totals</b>		<b>0</b>	<b>98</b>	<b>10-21</b>	<b>.476</b>	<b>0-0</b>	<b>.000</b>	<b>4-9</b>	<b>.444</b>	<b>15</b>	<b>12</b>	<b>27</b>	<b>5.4</b>	<b>11</b>	<b>4</b>	<b>4</b>	<b>7</b>	<b>3</b>	<b>24</b>	<b>4.8</b>

Games played: 5  
Minutes/game: 19.6  
Points/game: 4.8  
FG Pct: 47.6  
FT Pct: 44.4

Rebounds/game: 5.4  
Assists/game: 0.8  
Turnovers/game: 0.8  
Assist/turnover ratio: 1.0  
Steals/game: 0.6  
Blocks/game: 1.4

### Superlatives

Season Stats		Career Stats	
10+ points	-	10+ points	1
20+ points	-	20+ points	-
3+ blocks	2	3+ blocks	2
3+ steals	-	3+ steals	-
10+ rebounds	-	10+ rebounds	-
Double-doubles	-	Double-doubles	-
Dunks	1	Dunks	5

### Career Statistics

Year	GP-GS	Min-Avg	FG-FGA	Pct	3FG-FGA	Pct	FT-FTA	Pct	Off-Def-Tot-Avg	PF-FO	Ast	TO	Blk	Stl	Pts	Avg
2016-17	15-0	96-6.4	17-29	.586	0-0	.000	6-15	.400	12-19-31-2.1	19-0	2	7	10	1	40	2.7
2017-18	5-0	98-19.6	10-21	.476	0-0	.000	4-9	.444	15-12-27-5.4	11-0	4	4	7	3	24	4.8
<b>TOTAL</b>	<b>20-0</b>	<b>194-9.7</b>	<b>27-50</b>	<b>.540</b>	<b>0-0</b>	<b>.000</b>	<b>10-24</b>	<b>.417</b>	<b>27-31-58-2.9</b>	<b>30-0</b>	<b>6</b>	<b>11</b>	<b>17</b>	<b>4</b>	<b>64</b>	<b>3.2</b>



## Jarred Vanderbilt



Freshman • F • 6-9 • 214 lbs • Houston  
 Victory Prep Academy • Undeclared/Exploratory  
 Studies in Agriculture

### Bio Blast

- Currently out with a left foot injury. Initially diagnosed to return in January but decided to delay surgery and re-evaluate in the coming weeks. Recently started walking without a boot
- Rated as one of the nation's top 20 prospects
- Averaged 28.5 points, 13.4 rebounds and 8.8 assists a game for Victory Prep Academy as a senior
- AAU teammate of former UK All-America guard De'Aaron Fox
- A McDonald's All-American and Jordan Brand Classic participant
- McDonald's High School All-American, Jordan Brand Classic and HoopHall Classic participant
- Honor-roll high-school student
- High school salutatorian for the Honor Society
- Returned to his hometown of Houston with Coach Calipari after the team raised \$1 million for a telethon for Hurricane Harvey victims

### Season Averages

Games played .....	
Minutes/game .....	
Points/game .....	
FG Pct .....	
FT Pct .....	
Rebounds/game .....	
Assists/game.....	
Turnovers/game .....	
Assist/turnover ratio .....	
Steals/game.....	
Blocks/game .....	

### Season Highs

Points.....	
FG Made .....	
FG Attempts .....	
3FG Made.....	
3FG Attempts.....	
FT Made.....	
FT Attempts.....	
Rebounds .....	
Assists.....	
Steals .....	
Blocks .....	
Minutes .....	

### Career Highs

Points.....	
FG Made .....	
FG Attempts .....	
3FG Made.....	
3FG Attempts.....	
FT Made.....	
FT Attempts.....	
Rebounds .....	
Assists.....	
Steals .....	
Blocks .....	
Minutes .....	

### Game-By-Game

### Superlatives

Season Stats		Career Stats	
10+ points	-	10+ points	-
20+ points	-	20+ points	-
3+ blocks	-	3+ blocks	-
3+ steals	-	3+ steals	-
10+ rebounds	-	10+ rebounds	-
Double-doubles	-	Double-doubles	-
Dunks	-	Dunks	-

### Career Statistics

Year	GP-GS	Min-Avg	FG-FGA	Pct	3FG-FGA	Pct	FT-FTA	Pct	Off-Def-Tot-Avg	PF-FO	Ast	TO	Blk	Stl	Pts	Avg
2017-18																
TOTAL																

## Hamidou Diallo

# 3

RS-Freshman • G • 6-5 • 198 lbs • Queens, N.Y.  
Putnam Science Academy • Undeclared/Exploratory  
Studies in Agriculture



### Bio Blast

- Pronunciation: HA-muh-dew dee-AH-low
- UK's second-leading scorer through four games with a 12.6 average
- Grabbed a career-high 10 rebounds vs. Troy
- Preseason All-SEC pick by the media (first team) and the league's coaches (second team)
- Preseason watch list for three national player of the year awards: the Naismith Trophy, the Oscar Robertson Trophy and the Wooden Award
- On the preseason watch list for the Jerry West Award, presented annually by the Naismith Memorial Basketball Hall of Fame to the nation's top shooting guard
- Participated in the 2017 FIBA U19 World Cup with USA Basketball. Averaged 10.9 points and 3.9 rebounds in 18.4 minutes a game in seven games
- 2016-17 midyear enrollee. Joined UK in January from Putnam Science Academy in Connecticut
- Did not play in 2017-18 but became a key component in practice once he learned the system
- Tested the NBA Draft waters but decided to come back to school in May
- No. 1 shooting guard by both 247 Sports and Scout when he committed to UK
- Maximum vertical jump is 44.5 inches, best on the 2017-18 team and tied with Dominique Hawkins for the best of the Coach Cal era. Also posted the best 3/4-court sprint time at 3.10 seconds

### Season Averages

Games played	5
Minutes/game	28.2
Points/game	12.6
FG Pct	40.7
3FG Pct	27.3
FT Pct	63.2
Rebounds/game	5.0
Assists/game	2.2
Turnovers/game	1.6
Assist/turnover ratio	1.4
Steals/game	0.8
Blocks/game	0.4

### Season Highs

Points	18, vs. UTAH VALLEY (11/10/17)
FG Made	8, vs. UTAH VALLEY (11/10/17)
FG Attempts	16, vs. UTAH VALLEY (11/10/17)
3FG Made	2, vs. UTAH VALLEY (11/10/17)
3FG Attempts	4, vs. UTAH VALLEY (11/10/17)
FT Made	6, vs. Kansas (11/14/17)
FT Attempts	7, vs. Kansas (11/14/17)
Rebounds	10, vs. TROY (11/20/17)
Assists	4, vs. Kansas (11/14/17)
Steals	1, 4x, last vs. TROY (11/20/17)
Blocks	1, twice, last vs. ETSU (11/17/17)
Minutes	30, twice, last vs. Kansas (11/14/17)

### Career Highs

Points	18, vs. UTAH VALLEY (11/10/17)
FG Made	8, vs. UTAH VALLEY (11/10/17)
FG Attempts	16, vs. UTAH VALLEY (11/10/17)
3FG Made	2, vs. UTAH VALLEY (11/10/17)
3FG Attempts	4, vs. UTAH VALLEY (11/10/17)
FT Made	6, vs. Kansas (11/14/17)
FT Attempts	7, vs. Kansas (11/14/17)
Rebounds	10, vs. TROY (11/20/17)
Assists	4, vs. Kansas (11/14/17)
Steals	1, 4x, last vs. TROY (11/20/17)
Blocks	1, twice, last vs. ETSU (11/17/17)
Minutes	30, twice, last vs. Kansas (11/14/17)

### Game-By-Game

Opponent	Date	gs	min	Total		3-Pointers		Free throws		Rebounds					pts	avg					
				fg-fga	pct	3fg-fga	pct	ft-fa	pct	off	def	tot	avg	pf			a	t/o	blk	stl	
UTAH VALLEY	11/10/17	*	25	8-16	.500	2-4	.500	0-0	.000	2	3	5	5.0	2	3	1	0	0	18	18.0	
VERMONT	11/12/17	*	30	6-13	.462	1-2	.500	3-4	.750	0	1	1	3.0	4	3	0	1	1	16	17.0	
vs #4/3 Kansas	11/14/17	*	30	4-11	.364	0-3	.000	6-7	.857	2	3	5	3.7	3	4	3	0	1	14	16.0	
ETSU	11/17/17	*	27	3-7	.429	0-1	.000	1-2	.500	0	4	4	3.8	2	0	2	1	1	7	13.8	
TROY	11/20/17	*	29	3-12	.250	0-1	.000	2-6	.333	3	7	10	5.0	3	1	2	0	1	8	12.6	
<b>Totals</b>			<b>5</b>	<b>141</b>	<b>24-59</b>	<b>.407</b>	<b>3-11</b>	<b>273</b>	<b>12-19</b>	<b>.632</b>	<b>7</b>	<b>18</b>	<b>25</b>	<b>5.0</b>	<b>14</b>	<b>11</b>	<b>8</b>	<b>2</b>	<b>4</b>	<b>63</b>	<b>12.6</b>

Games played: 5  
Minutes/game: 28.2  
Points/game: 12.6  
FG Pct: 40.7  
3FG Pct: 27.3  
FT Pct: 63.2

Rebounds/game: 5.0  
Assists/game: 2.2  
Turnovers/game: 1.6  
Assist/turnover ratio: 1.4  
Steals/game: 0.8  
Blocks/game: 0.4

### Superlatives

Season Stats	Career Stats
10+ points	3
20+ points	-
3+ assists	3
3+ steals	-
10+ rebounds	1
Double-doubles	-
Dunks	4

### Career Statistics

Year	GP-GS	Min-Avg	FG-FGA	Pct	3FG-FGA	Pct	FT-FTA	Pct	Off-Def-Tot-Avg	PF-FO	Ast	TO	Blk	Stl	Pts	Avg
2017-18	5-5	141-28.2	24-59	.407	3-11	.273	12-19	.632	7-18-25-5.0	14-0	11	8	2	4	63	12.6
<b>TOTAL</b>	<b>5-5</b>	<b>141-28.2</b>	<b>24-59</b>	<b>.407</b>	<b>3-11</b>	<b>.273</b>	<b>12-19</b>	<b>.632</b>	<b>7-18-25-5.0</b>	<b>14-0</b>	<b>11</b>	<b>8</b>	<b>2</b>	<b>4</b>	<b>63</b>	<b>12.6</b>



## Nick Richards

# 4

Freshman • F • 6-11 • 240 lbs • Kingston, Jamaica  
The Patrick School • Undeclared/Exploratory  
Studies in Agriculture

### Bio Blast

- Turned in an efficient eight rebounds, eight points against Troy in just 12 minutes
- Grabbed a career-high nine rebounds against Kansas
- Scored 10 and blocked three shots against Utah Valley
- On the preseason watch list for the Kareem Abdul-Jabbar Award, presented annually by the Naismith Memorial Basketball Hall of Fame to the nation's top center
- Ranked in the top 20 by the major recruiting services, including 247Sports (No. 15), ESPN (No. 17), and Rivals (No. 17)
- Joined UK players Karl-Anthony Towns and Isaiah Briscoe as other future Wildcat high school stars to lead their teams to the New Jersey Tournament of Champions when he led The Patrick School to a 64-45 win as a senior
- Played at the same high school as former Wildcat Michael Kidd-Gilchrist
- 2017 Mr. New Jersey Basketball
- Top wingspan on the team at 7-5
- Participated in the McDonald's All American Game, the Jordan Brand Classic, Nike Hoop Summit



### Season Averages

Games played	5
Minutes/game	14.6
Points/game	4.8
FG Pct	52.6
FT Pct	66.7
Rebounds/game	5.4
Assists/game	0.2
Turnovers/game	1.0
Assist/turnover ratio	0.2
Steals/game	0.2
Blocks/game	0.8

### Season Highs

Points	10, vs. UTAH VALLEY (11/10/17)
FG Made	4, vs. UTAH VALLEY (11/10/17)
FG Attempts	7, vs. UTAH VALLEY (11/10/17)
3FG Made	
3FG Attempts	
FT Made	2, twice, last vs. TROY (11/20/17)
FT Attempts	3, vs. UTAH VALLEY (11/10/17)
Rebounds	9, vs. Kansas (11/14/17)
Assists	1, vs. VERMONT (11/12/17)
Steals	1, vs. UTAH VALLEY (11/10/17)
Blocks	3, vs. UTAH VALLEY (11/10/17)
Minutes	24, vs. UTAH VALLEY (11/10/17)

### Career Highs

Points	10, vs. UTAH VALLEY (11/10/17)
FG Made	4, vs. UTAH VALLEY (11/10/17)
FG Attempts	7, vs. UTAH VALLEY (11/10/17)
3FG Made	
3FG Attempts	
FT Made	2, twice, last vs. TROY (11/20/17)
FT Attempts	3, vs. UTAH VALLEY (11/10/17)
Rebounds	9, vs. Kansas (11/14/17)
Assists	1, vs. VERMONT (11/12/17)
Steals	1, vs. UTAH VALLEY (11/10/17)
Blocks	3, vs. UTAH VALLEY (11/10/17)
Minutes	24, vs. UTAH VALLEY (11/10/17)

### Game-By-Game

Opponent	Date	gs	min	Total		3-Pointers		Free Throws		Rebounds				Other							
				fg-fga	pct	3fg-fga	pct	ft-fa	pct	off	def	tot	avg	pf	a	t/o	blk	stl	pts	avg	
UTAH VALLEY	11/10/17	*	24	4-7	.571	0-0	.000	2-3	.667	2	1	3	3.0	3	0	2	3	1	10	10.0	
VERMONT	11/12/17	*	13	1-2	.500	0-0	.000	0-0	.000	2	2	4	3.5	2	1	0	0	0	2	6.0	
vs #4/3 Kansas	11/14/17	*	13	1-4	.250	0-0	.000	0-0	.000	2	7	9	5.3	3	0	3	1	0	2	4.7	
ETSU	11/17/17	*	11	1-1	1.000	0-0	.000	0-1	.000	0	3	3	4.8	3	0	0	0	0	2	4.0	
TROY	11/20/17	*	12	3-5	.600	0-0	.000	2-2	1.000	4	4	8	5.4	2	0	0	0	0	8	4.8	
<b>Totals</b>			<b>5</b>	<b>73</b>	<b>10-19</b>	<b>.526</b>	<b>0-0</b>	<b>.000</b>	<b>4-6</b>	<b>.667</b>	<b>10</b>	<b>17</b>	<b>27</b>	<b>5.4</b>	<b>13</b>	<b>1</b>	<b>5</b>	<b>4</b>	<b>1</b>	<b>24</b>	<b>4.8</b>

Games played: 5  
Minutes/game: 14.6  
Points/game: 4.8  
FG Pct: 52.6  
FT Pct: 66.7

Rebounds/game: 5.4  
Assists/game: 0.2  
Turnovers/game: 1.0  
Assist/turnover ratio: 0.2  
Steals/game: 0.2  
Blocks/game: 0.8

### Superlatives

Season Stats		Career Stats	
10+ points	1	10+ points	1
20+ points	-	20+ points	-
3+ blocks	1	3+ blocks	1
3+ steals	-	3+ steals	-
10+ rebounds	-	10+ rebounds	-
Double-doubles	-	Double-doubles	-
Dunks	1	Dunks	1

### Career Statistics

Year	GP-GS	Min-Avg	FG-FGA	Pct	3FG-FGA	Pct	FT-FTA	Pct	Off-Def-Tot-Avg	PF-FO	Ast	TO	Blk	Stl	Pts	Avg
2017-18	5-5	73-14.6	10-19	.526	0-0	.000	4-6	.667	10-17-27-5.4	13-0	1	5	4	1	24	4.8
<b>TOTAL</b>	<b>5-5</b>	<b>73-14.6</b>	<b>10-19</b>	<b>.526</b>	<b>0-0</b>	<b>.000</b>	<b>4-6</b>	<b>.667</b>	<b>10-17-27-5.4</b>	<b>13-0</b>	<b>1</b>	<b>5</b>	<b>4</b>	<b>1</b>	<b>24</b>	<b>4.8</b>



## Kevin Knox

Freshman • F • 6-9 • 215 lbs • Tampa, Fla.  
Tampa Catholic • Undeclared/Exploratory Studies in Agriculture

# 5

### Bio Blast

- Leads the team in scoring (15.4 points per game), rebounding (7.2 rebounds per game) and 3-pointers made (10)
- Only Wildcat to have scored in double figures in every game
- After scoring a career-high 20 points vs. Kansas, followed it up with his first career double-double (17 points and 10 rebounds) vs. ETSU
- Preseason All-SEC pick by the league's coaches (first team) and media (second team)
- Preseason watch list for three national player of the year awards: the Naismith Trophy, the Oscar Robertson Trophy and the Wooden Award
- On the preseason watch list for the Julius Erving Award, presented annually by the Naismith Memorial Basketball Hall of Fame to the nation's top small forward
- 2017 Mr. Florida Basketball scored 2,760 total points in his high-school career
- 2017 Naismith High School All-America Second Team selection
- Won two gold medals with USA Basketball at the 2015 FIBA Americas U16 Championship and the 2016 FIBA U17 World Cup
- Father played wide receiver at Florida State and was on the 1993 national championship team. Kevin played quarterback in high school and had offers to play football in college

### Season Averages

Games played	5
Minutes/game	35.6
Points/game	15.4
FG Pct	44.3
3FG Pct	41.7
FT Pct	61.9
Rebounds/game	7.2
Assists/game	1.6
Turnovers/game	2.6
Assist/turnover ratio	0.6
Steals/game	1.4
Blocks/game	0.6

### Season Highs

Points	20, vs. Kansas (11/14/17)
FG Made	8, vs. Kansas (11/14/17)
FG Attempts	13, 3x, last vs. ETSU (11/17/17)
3FG Made	4, vs. ETSU (11/17/17)
3FG Attempts	7, vs. ETSU (11/17/17)
FT Made	5, vs. UTAH VALLEY (11/10/17)
FT Attempts	6, vs. UTAH VALLEY (11/10/17)
Rebounds	10, vs. ETSU (11/17/17)
Assists	4, vs. UTAH VALLEY (11/10/17)
Steals	4, vs. UTAH VALLEY (11/10/17)
Blocks	1, 3x, vs. ETSU (11/17/17)
Minutes	37, twice, last vs. Kansas (11/14/17)

### Career Highs

Points	20, vs. Kansas (11/14/17)
FG Made	8, vs. Kansas (11/14/17)
FG Attempts	13, 3x, last vs. ETSU (11/17/17)
3FG Made	4, vs. ETSU (11/17/17)
3FG Attempts	7, vs. ETSU (11/17/17)
FT Made	5, vs. UTAH VALLEY (11/10/17)
FT Attempts	6, vs. UTAH VALLEY (11/10/17)
Rebounds	10, vs. ETSU (11/17/17)
Assists	4, vs. UTAH VALLEY (11/10/17)
Steals	4, vs. UTAH VALLEY (11/10/17)
Blocks	1, 3x, vs. ETSU (11/17/17)
Minutes	37, twice, last vs. Kansas (11/14/17)

### Game-By-Game

Opponent	Date	gs	min	Total		3-Pointers		Free throws		Rebounds			PF			pts	avg				
				fg-fga	pct	3fg-fga	pct	ft-fga	pct	off	def	tot	avg	a	t/o			blk	stl		
UTAH VALLEY	11/10/17	*	37	3-13	.231	1-4	.250	5-6	.833	2	4	6	6.0	3	4	2	1	4	12	12.0	
VERMONT	11/12/17	*	35	3-10	.300	1-4	.250	4-4	1.000	0	8	8	7.0	2	1	2	0	0	11	11.5	
vs #4/3 Kansas	11/14/17	*	37	8-13	.615	3-6	.500	1-2	.500	2	5	7	7.0	0	0	1	1	2	20	14.3	
ETSU	11/17/17	*	34	6-13	.462	4-7	.571	1-4	.250	0	10	10	7.8	3	2	6	1	0	17	15.0	
TROY	11/20/17	*	35	7-12	.583	1-3	.333	2-5	.400	1	4	5	7.2	2	1	2	0	1	17	15.4	
<b>Totals</b>			<b>5</b>	<b>178</b>	<b>27-61</b>	<b>.443</b>	<b>10-24</b>	<b>417</b>	<b>13-21</b>	<b>.619</b>	<b>5</b>	<b>31</b>	<b>36</b>	<b>7.2</b>	<b>10</b>	<b>8</b>	<b>13</b>	<b>3</b>	<b>7</b>	<b>77</b>	<b>15.4</b>

Games played: 5  
Minutes/game: 35.6  
Points/game: 15.4  
FG Pct: 44.3  
3FG Pct: 41.7  
FT Pct: 61.9

Rebounds/game: 7.2  
Assists/game: 1.6  
Turnovers/game: 2.6  
Assist/turnover ratio: 0.6  
Steals/game: 1.4  
Blocks/game: 0.6

### Superlatives

Season Stats	Career Stats
10+ points	5
20+ points	1
3+ assists	1
3+ steals	1
10+ rebounds	1
Double-doubles	1
Dunks	3

### Career Statistics

Year	GP-GS	Min-Avg	FG-FGA	Pct	3FG-FGA	Pct	FT-FTA	Pct	Off-Def-Tot-Avg	PF-FO	Ast	TO	Blk	Stl	Pts	Avg
2017-18	5-5	178-35.6	27-61	.443	10-24	.417	13-21	.619	5-31-36-7.2	10-0	8	13	3	7	77	15.4
<b>TOTAL</b>	<b>5-5</b>	<b>178-35.6</b>	<b>27-61</b>	<b>.443</b>	<b>10-24</b>	<b>.417</b>	<b>13-21</b>	<b>.619</b>	<b>5-31-36-7.2</b>	<b>10-0</b>	<b>8</b>	<b>13</b>	<b>3</b>	<b>7</b>	<b>77</b>	<b>15.4</b>

## Jonny David

# 10

Junior • G • 6-2 • 183 lbs • Pittsburgh  
Mt. Lebanon • Kinesiology



### Bio Blast

- Played in all three exhibition games, scoring against Thomas More
- Appeared in seven games as a sophomore, totaling five points
- Appeared in 11 games during his freshman campaign
- SEC Academic Honor Roll member the past two years
- Dean's List in fall 2016
- 1,000-point scorer in high school
- His father was a letterwinner at the University of Pittsburgh while head coach John Calipari was an assistant coach

### Season Averages

Games played .....	
Minutes/game .....	
Points/game .....	
FG Pct. ....	
3FG Pct. ....	
FT Pct. ....	
Rebounds/game .....	
Assists/game.....	
Turnovers/game .....	
Assist/turnover ratio .....	
Steals/game.....	
Blocks/game .....	

### Season Highs

Points.....	
FG Made .....	
FG Attempts .....	
3FG Made.....	
3FG Attempts .....	
FT Made.....	
FT Attempts.....	
Rebounds .....	
Assists.....	
Steals .....	
Blocks .....	
Minutes .....	

### Career Highs

Points.....	5, vs. TEXAS A&M (1/3/17)
FG Made .....	1, vs. TEXAS A&M (1/3/17)
FG Attempts .....	1, four times, last vs. TEXAS A&M (1/3/17)
3FG Made .....	1, vs. TEXAS A&M (1/3/17)
3FG Attempts .....	1, three times, last vs. TEXAS A&M (1/3/17)
FT Made.....	2, twice, last vs. TEXAS A&M (1/3/17)
FT Attempts.....	2, three times, last vs. TEXAS A&M (1/3/17)
Rebounds .....	
Assists.....	
Steals .....	
Blocks .....	
Minutes .....	3, vs. CLEVELAND ST. (11/23/16)

### Game-By-Game

### Superlatives

Season Stats		Career Stats	
10+ points	-	10+ points	-
20+ points	-	20+ points	-
3+ assists	-	3+ assists	-
3+ steals	-	3+ steals	-
10+ rebounds	-	10+ rebounds	-
Double-doubles	-	Double-doubles	-
Dunks	-	Dunks	-

### Career Statistics

Year	GP-GS	Min-Avg	FG-FGA	Pct	3FG-FGA	Pct	FT-FTA	Pct	Off-Def-Tot-Avg	PF-FO	Ast	TO	Blk	Stl	Pts	Avg
2015-16	11-0	11-1.0	0-2	.00	0-2	.000	2-2	1.000	0-0-0-0.0	1-0	0	1	0	0	2	0.2
2016-17	7-0	11-1.6	1-2	.500	1-1	1.000	2-4	.500	0-0-0-0.0	0-0	0	3	0	0	5	0.7
2017-18																
<b>TOTAL</b>	<b>18-0</b>	<b>22-1.2</b>	<b>1-4</b>	<b>.250</b>	<b>1-3</b>	<b>.333</b>	<b>4-6</b>	<b>.667</b>	<b>0-0-0-0.0</b>	<b>1-0</b>	<b>0</b>	<b>4</b>	<b>0</b>	<b>0</b>	<b>7</b>	<b>0.4</b>





## Jemarl Baker

# 13

Freshman • G • 6-4 • 182 lbs • Menifee, Calif.  
Eleanor Roosevelt • Undeclared/Exploratory Studies in Arts and Sciences



### Bio Blast

- Pronunciation: like Jamal
- Underwent left knee surgery at the end of October and is expected to miss three months from the time of the surgery
- Considered one of the premier shooters in the country whose range extends well beyond the college 3-point arc
- A consensus four-star prospect ranked among the top 100
- Averaged 17.1 points, 4.1 assists and 3.5 rebounds per game as a senior
- Led Roosevelt to its first-ever state title
- Honor-roll student in high school

### Season Averages

Games played	.....
Minutes/game	.....
Points/game	.....
FG Pct	.....
3FG Pct	.....
FT Pct	.....
Rebounds/game	.....
Assists/game	.....
Turnovers/game	.....
Assist/turnover ratio	.....
Blocks/game	.....

### Season Highs

Points	.....
FG Made	.....
FG Attempts	.....
3FG Made	.....
3FG Attempts	.....
FT Made	.....
FT Attempts	.....
Rebounds	.....
Assists	.....
Steals	.....
Blocks	.....
Minutes	.....

### Career Highs

Points	.....
FG Made	.....
FG Attempts	.....
3FG Made	.....
3FG Attempts	.....
FT Made	.....
FT Attempts	.....
Rebounds	.....
Assists	.....
Steals	.....
Blocks	.....
Minutes	.....

### Game-By-Game

### Superlatives

Season Stats		Career Stats	
10+ points	-	10+ points	-
20+ points	-	20+ points	-
3+ assists	-	3+ assists	-
3+ steals	-	3+ steals	-
10+ rebounds	-	10+ rebounds	-
Double-doubles	-	Double-doubles	-
Dunks	-	Dunks	-

### Career Statistics

Year	GP-GS	Min-Avg	FG-FGA	Pct	3FG-FGA	Pct	FT-FTA	Pct	Off-Def-Tot-Avg	PF-FO	Ast	TO	Blk	Stl	Pts	Avg
2017-18																
TOTAL																

## Tai Wynyard

# 14

RS-Sophomore • F • 6-10 • 250 lbs • Auckland, New Zealand  
Rangitoto College • Undergraduate Studies



### Bio Blast

- Pronunciation: tie WIN-yard
- Played the last three games
- Suited up for New Zealand at the 2017 FIBA U19 World Cup
- Averaged team highs in points (13.8) and rebounds (9.2) in six games for the Junior Tall Blacks
- Made 15 appearances in his redshirt freshman campaign
- Scored 11 points, had 13 rebounds and three blocks, while averaging 3.6 minutes a game
- SEC Academic Honor Roll member
- Redshirted after enrolling midyear during the 2015-16 season
- Played for the New Zealand National Team in the FIBA 3-on-3 World Championships for a second-straight year this summer
- Was the most valuable player in the 3-on-3 tournament in 2015 when he lead New Zealand to a gold medal
- Was the youngest player to ever make the New Zealand National Team roster
- His father is a world-champion lumberjack who owns more than 150 individual world titles

### Season Averages

Games played	3
Minutes/game	4.3
Points/game	0.0
FG Pct	0.0
3FG Pct	0.0
FT Pct	0.0
Rebounds/game	1.3
Assists/game	0.0
Turnovers/game	0.0
Assist/turnover ratio	0.0
Blocks/game:	0.3

### Season Highs

Points	
FG Made	
FG Attempts	2, vs. TROY (11/20/17)
3FG Made	
3FG Attempts	
FT Made	
FT Attempts	
Rebounds	3, vs. TROY (11/20/17)
Assists	
Steals	
Blocks	1, vs. ETSU (11/17/17)
Minutes	7, vs. Kansas (11/14/17)

### Career Highs

Points	4, vs. CLEVELAND ST. (11/23/16)
FG Made	2, vs. CLEVELAND ST. (11/23/16)
FG Attempts	2, twice, last vs. TROY (11/21/17)
3FG Made	
3FG Attempts	
FT Made	1, at Mississippi St. (1/17/17)
FT Attempts	2, at Mississippi St. (1/17/17)
Rebounds	3, twice, last vs. TROY (11/20/17)
Assists	1, vs. UT MARTIN (11/25/16)
Steals	1, vs. GEORGIA (1/31/17)
Blocks	1, four times, last vs. ETSU (11/17/17)
Minutes	12, vs. GEORGIA (1/31/17)

### Game-By-Game

Opponent	Date	gs	min	Total		3-Pointers		Free throws		Rebounds				pf	a	t/o	blk	stl	pts	avg
				fg	fga	pct	3fg	3fga	pct	ft	fta	pct	off							
UTAH VALLEY	11/10/17	dnp																		
VERMONT	11/12/17	dnp																		
vs #4/3 Kansas	11/14/17	7		0-1	.000	0-0	.000	0-0	.000	0	0	0	0.0	1	0	0	0	0	0.0	
ETSU	11/17/17	3		0-0	.000	0-0	.000	0-0	.000	0	1	1	0.5	1	0	0	1	0	0.0	
TROY	11/20/17	3		0-2	.000	0-0	.000	0-0	.000	2	1	3	1.3	0	0	0	0	0	0.0	
Totals		0	13	0-3	.000	0-0	.000	0-0	.000	2	2	4	1.3	2	0	1	0	0	0.0	

Games played: 3  
Minutes/game: 4.3  
FG Pct: 0.0

Rebounds/game: 1.3  
Blocks/game: 0.3

### Superlatives

Season Stats	Career Stats
10+ points	-
20+ points	-
3+ blocks	-
3+ steals	-
10+ rebounds	-
Double-doubles	-
Dunks	-

### Career Statistics

Year	GP-GS	Min-Avg	FG-FGA	Pct	3FG-FGA	Pct	FT-FTA	Pct	Off-Def-Tot-Avg	PF-FO	Ast	TO	Blk	Stl	Pts	Avg
2016-17	15-0	54-3.6	5-6	.833	0-0	.000	1-3	.333	5-8-13-0.9	11-0	1	2	3	1	11	0.7
2017-18	3-0	13-4.3	0-3	.000	0-0	.000	0-0	.000	2-2-4-1.3	2-0	0	0	1	0	0	0.0
TOTAL	18-0	67-3.7	5-9	.556	0-0	.000	1-3	.333	7-10-17-0.9	13-0	1	2	4	1	11	0.6





## Shai Gilgeous-Alexander

Freshman • G • 6-6 • 180 lbs • Hamilton, Canada  
Hamilton Heights • Undeclared/Exploratory  
Studies in Agriculture

# 22

### Bio Blast

- Pronunciation: shay GILL-juss
- Has tallied at least three assists in all but the Troy game this season, including a career-high and game-high six dimes vs. ETSU
- One of four Wildcats to score in double digits in the opener vs. Utah Valley, scoring 13 and adding four steals and four assists
- Leads the team with 12 steals through four games
- Originally from Canada, Gilgeous-Alexander was a member of the 2016 Canadian Men's U18 National Team that captured the silver medal at the 2016 FIBA Americas U18 Championship
- Considered a consensus top-50 prospect in the 2017 class and is ranked as high as No. 20 overall by 247Sports
- Played in the Nike Hoop Summit
- Mom competed in track at Alabama and at the 1992 Summer Olympics for Canada
- 7-foot wingspan

### Season Averages

Games played	5
Minutes/game	28.0
Points/game	7.8
FG Pct	51.7
3FG Pct	40.0
FT Pct	100.0
Rebounds/game	3.2
Assists/game	3.6
Turnovers/game	3.4
Assist/turnover ratio	1.1
Steals/game	2.4
Blocks/game	0.2

### Season Highs

Points	13, vs. UTAH VALLEY (11/10/17)
FG Made	5, vs. UTAH VALLEY (11/10/17)
FG Attempts	9, vs. UTAH VALLEY (11/10/17)
3FG Made	1, twice, last vs. ETSU (11/17/17)
3FG Attempts	2, vs. UTAH VALLEY (11/10/17)
FT Made	2, 3x, last vs. TROY (11/20/17)
FT Attempts	2, 3x, last TROY (11/20/17)
Rebounds	5, vs. TROY (11/20/17)
Assists	6, vs. ETSU (11/17/17)
Steals	4, vs. UTAH VALLEY (11/10/17)
Blocks	1, vs. VERMONT (11/12/17)
Minutes	36, vs. UTAH VALLEY (11/10/17)

### Career Highs

Points	13, vs. UTAH VALLEY (11/10/17)
FG Made	5, vs. UTAH VALLEY (11/10/17)
FG Attempts	9, vs. UTAH VALLEY (11/10/17)
3FG Made	1, twice, last vs. ETSU (11/17/17)
3FG Attempts	2, vs. UTAH VALLEY (11/10/17)
FT Made	2, 3x, last vs. TROY (11/20/17)
FT Attempts	2, 3x, last TROY (11/20/17)
Rebounds	5, vs. TROY (11/20/17)
Assists	6, vs. ETSU (11/17/17)
Steals	4, vs. UTAH VALLEY (11/10/17)
Blocks	1, vs. VERMONT (11/12/17)
Minutes	36, vs. UTAH VALLEY (11/10/17)

### Game-By-Game

Opponent	Date	gs	min	Total		3-Pointers		Free throws		Rebounds				pf	a	t/o	blk	stl	pts	avg	
				fg-fga	pct	3fg-fga	pct	ft-fga	pct	off	def	tot	avg								
UTAH VALLEY	11/10/17	*	36	5-9	.556	1-2	.500	2-2	1.000	0	3	3	3.0	0	4	3	0	4	13	13.0	
VERMONT	11/12/17		23	1-2	.500	0-0	.000	2-2	1.000	1	1	2	2.5	3	3	3	1	2	4	8.5	
vs #4/3 Kansas	11/14/17		27	3-7	.429	0-1	.000	0-0	.000	0	4	4	3.0	3	3	6	0	3	6	7.7	
ETSU	11/17/17		27	4-6	.667	1-1	1.000	1-1	1.000	1	1	2	2.8	1	6	2	0	2	10	8.3	
TROY	11/20/17		27	2-5	.400	0-1	.000	2-2	1.000	0	5	5	3.2	1	2	3	0	1	6	7.8	
<b>Totals</b>			<b>1</b>	<b>140</b>	<b>15-29</b>	<b>.517</b>	<b>2-5</b>	<b>.400</b>	<b>7-7</b>	<b>1.000</b>	<b>2</b>	<b>14</b>	<b>16</b>	<b>3.2</b>	<b>8</b>	<b>18</b>	<b>17</b>	<b>1</b>	<b>12</b>	<b>39</b>	<b>7.8</b>

Games played: 5  
Minutes/game: 28.0  
Points/game: 7.8  
FG Pct: 51.7  
3FG Pct: 40.0  
FT Pct: 100.0

Rebounds/game: 3.2  
Assists/game: 3.6  
Turnovers/game: 3.4  
Assist/turnover ratio: 1.1  
Steals/game: 2.4  
Blocks/game: 0.2

### Superlatives

Season Stats		Career Stats	
10+ points	2	10+ points	2
20+ points	-	20+ points	-
3+ assists	4	3+ assists	4
3+ steals	2	3+ steals	2
10+ rebounds	-	10+ rebounds	-
Double-doubles	-	Double-doubles	-
Dunks	1	Dunks	1

### Career Statistics

Year	GP-GS	Min-Avg	FG-FGA	Pct	3FG-FGA	Pct	FT-FTA	Pct	Off-Def-Tot-Avg	PF-FO	Ast	TO	Blk	Stl	Pts	Avg
2017-18	5-1	140-28.0	15-29	.517	2-5	.400	7-7	1.000	2-14-16-3.2	8-0	18	17	1	12	39	7.8
<b>TOTAL</b>	<b>5-1</b>	<b>140-28.0</b>	<b>15-29</b>	<b>.517</b>	<b>2-5</b>	<b>.400</b>	<b>7-7</b>	<b>1.000</b>	<b>2-14-16-3.2</b>	<b>8-0</b>	<b>18</b>	<b>17</b>	<b>1</b>	<b>12</b>	<b>39</b>	<b>7.8</b>



## PJ Washington

Freshman • F • 6-7 • 236 lbs • Dallas  
Findlay Prep • Undeclared/Exploratory Studies in  
Communication

# 25

### Bio Blast

- Blocked four shots against Kansas
- Posted a double-double against Vermont, the Wildcats' first of the season
- Just missed out on a double-double vs. ETSU with 12 points and eight boards
- Dished out three or more assists in the last three games
- On the preseason watch list for the Karl Malone Award, presented annually by the Naismith Memorial Basketball Hall of Fame to the nation's top power forward
- Rated as high as the No. 12 overall prospect in the class of 2017 rankings by ESPN
- All-USA Boys Basketball Second Team
- Played in the 2017 McDonald's All American Game and the Jordan Brand Classic
- Won most valuable player honors at the inaugural Allen Iverson Roundball Classic
- Started all five games and averaged 10.0 points and 4.0 rebounds for the gold-medal winning 2016 USA Men's U18 National Team in Chile
- Second-best wingspan on the team at 7-3
- Suited up for Coach Calipari and Team USA at the 2017 FIBA U19 World Cup. Averaged a team-high 12.9 points per game and also added 5.1 rebounds per outing

### Season Averages

Games played	5
Minutes/game	25.8
Points/game	8.0
FG Pct	53.3
3FG Pct	
FT Pct	40.0
Rebounds/game	6.2
Assists/game	3.0
Turnovers/game	4.0
Assist/turnover ratio	0.8
Steals/game	0.0
Blocks/game	1.2

### Season Highs

Points	17, vs. VERMONT (11/12/17)
FG Made	7, vs. VERMONT (11/12/17)
FG Attempts	14, vs. VERMONT (11/12/17)
3FG Made	
3FG Attempts	
FT Made	3, twice, last vs. VERMONT (11/12/17)
FT Attempts	7, vs. VERMONT (11/12/17)
Rebounds	10, vs. VERMONT (11/12/17)
Assists	4, twice, last. vs. TROY (11/20/17)
Steals	
Blocks	4, vs. Kansas (11/14/17)
Minutes	35, vs. VERMONT (11/12/17)

### Career Highs

Points	17, vs. VERMONT (11/12/17)
FG Made	7, vs. VERMONT (11/12/17)
FG Attempts	14, vs. VERMONT (11/12/17)
3FG Made	
3FG Attempts	
FT Made	3, twice, last vs. VERMONT (11/12/17)
FT Attempts	7, vs. VERMONT (11/12/17)
Rebounds	10, vs. VERMONT (11/12/17)
Assists	4, twice, last. vs. TROY (11/20/17)
Steals	
Blocks	4, vs. Kansas (11/14/17)
Minutes	35, vs. VERMONT (11/12/17)

### Game-By-Game

Opponent	Date	qs	min	Total		3-Pointers		Free throws		Rebounds				pf	a	t/o	blk	stl	pts	avg
				fg-fga	pct	3fg-fga	pct	ft-fga	pct	off	def	tot	avg							
UTAH VALLEY	11/10/17	*	19	1-1	1.000	0-0	.000	3-6	.500	1	2	3	3.0	2	2	4	0	0	5	5.0
VERMONT	11/12/17	*	35	7-14	.500	0-0	.000	3-7	.429	2	8	10	6.5	2	2	1	0	17	11.0	
vs #4/3 Kansas	11/14/17	*	24	0-3	.000	0-0	.000	2-2	1.000	0	2	2	5.0	3	3	4	0	2	8.0	
ETSU	11/17/17	*	29	6-8	.750	0-0	.000	0-5	.000	5	3	8	5.8	5	4	6	1	0	12	9.0
TROY	11/20/17	*	22	2-4	.500	0-0	.000	0-0	.000	3	5	8	6.2	3	4	4	0	4	8.0	
<b>Totals</b>			<b>5</b>	<b>129</b>	<b>16-30</b>	<b>.533</b>	<b>0-0</b>	<b>.000</b>	<b>8-20</b>	<b>.400</b>	<b>11</b>	<b>20</b>	<b>31</b>	<b>6.2</b>	<b>15</b>	<b>15</b>	<b>20</b>	<b>6</b>	<b>40</b>	<b>8.0</b>

Games played: 5  
Minutes/game: 25.8  
Points/game: 8.0  
FG Pct: 53.3  
FT Pct: 40.0

Rebounds/game: 6.2  
Assists/game: 3.0  
Turnovers/game: 4.0  
Assist/turnover ratio: 0.8  
Blocks/game: 1.2

### Superlatives

Season Stats		Career Stats	
10+ points	2	10+ points	2
20+ points	-	20+ points	-
3+ blocks	1	3+ blocks	1
3+ assists	3	3+ steals	3
10+ rebounds	1	10+ rebounds	1
Double-doubles	1	Double-doubles	1
Dunks	4	Dunks	4

### Career Statistics

Year	GP-GS	Min-Avg	FG-FGA	Pct	3FG-FGA	Pct	FT-FTA	Pct	Off-Def-Tot-Avg	PF-FO	Ast	TO	Blk	Stl	Pts	Avg
2017-18	5-5	129-25.8	16-30	.533	0-0	.000	8-20	.400	11-20-31-6.2	15	1-15	20	6	0	40	8.0
<b>TOTAL</b>	<b>5-5</b>	<b>129-25.8</b>	<b>16-30</b>	<b>.533</b>	<b>0-0</b>	<b>.000</b>	<b>8-20</b>	<b>.400</b>	<b>11-20-31-6.2</b>	<b>15</b>	<b>1-15</b>	<b>20</b>	<b>6</b>	<b>0</b>	<b>40</b>	<b>8.0</b>

## Dillon Pulliam

# 30

RS-Junior • G • 6-3 • 195 lbs • Cynthiana, Ky.  
Transylvania University • Computer Engineering

### Bio Blast

- Made six appearances during the 2016-17 season
- Sat out the 2015-16 season due to NCAA transfer rules
- Played his freshman season at Transylvania University where he averaged 4.8 points and 3.4 rebounds per game
- SEC Academic Honor Roll member
- Dean's List for the fall 2016 and spring 2017 semesters
- Took a mission trip to Belize during summer 2016 with Sports Reach



### Season Averages

Games played .....	
Minutes/game .....	
Points/game .....	
FG Pct. ....	
3FG Pct. ....	
FT Pct. ....	
Rebounds/game .....	
Assists/game .....	
Turnovers/game .....	
Assist/turnover ratio .....	
Steals/game .....	
Blocks/game .....	

### Season Highs

Points.....	
FG Made .....	
FG Attempts .....	
3FG Made .....	
3FG Attempts .....	
FT Made.....	
FT Attempts.....	
Rebounds .....	
Assists.....	
Steals .....	
Blocks .....	
Minutes .....	

### Career Highs

Points.....	
FG Made .....	
FG Attempts .....	1, vs. Arizona St. (11/28/16)
3FG Made .....	
3FG Attempts .....	
FT Made.....	
FT Attempts.....	
Rebounds .....	1, vs. DUQUESNE (11/20/16)
Assists.....	1, vs. DUQUESNE (11/20/16)
Steals .....	
Blocks .....	
Minutes .....	2, three times, last vs. TEXAS A&M (1/3/7)

### Game-By-Game

### Superlatives

Season Stats		Career Stats	
10+ points	-	10+ points	-
20+ points	-	20+ points	-
3+ assists	-	3+ assists	-
3+ steals	-	3+ steals	-
10+ rebounds	-	10+ rebounds	-
Double-doubles	-	Double-doubles	-
Dunks	-	Dunks	-

### Career Statistics

Year	GP-GS	Min-Avg	FG-FGA	Pct	3FG-FGA	Pct	FT-FTA	Pct	Off-Def-Tot-Avg	PF-FO	Ast	TO	Blk	Stl	Pts	Avg
2016-17	6-0	8-1.3	0-1	.000	0-0	.000	0-0	.000	0-1-1-0.2	0-0	1	1	0	0	0	0.0
2017-18																
<b>TOTAL</b>	<b>6-0</b>	<b>8-1.3</b>	<b>0-1</b>	<b>.000</b>	<b>0-0</b>	<b>.000</b>	<b>0-0</b>	<b>.000</b>	<b>0-1-1-0.2</b>	<b>0-0</b>	<b>1</b>	<b>1</b>	<b>0</b>	<b>0</b>	<b>0</b>	<b>0.0</b>





# Wenyan Gabriel

32

Sophomore • F • 6-9 • 205 lbs • Manchester, N.H.  
Wilbraham & Monson Academy • Pre-Communication

## Bio Blast

- Pronunciation: WHEN-yen
- Coming off his season-best scoring game against Troy, where he scored 12 and grabbed six boards
- Leads the Wildcats with eight blocks
- Grbbed a team-high 13 rebounds and tied for the team high with three blocks vs. Utah Valley
- Leading returner for the Wildcats. Top returner in terms of minutes, scoring, rebounds, assists, blocks and steals
- Appeared in 38 games, making 23 starts as a freshman
- Recorded a double-double with 11 points and 10 rebounds in the exhibition win vs. Thomas More
- Transformed his body in the offseason with added muscle
- Had a career-high 23 points, tying his personal bests for 3-pointers made (three) and free throws made (six) to go along with eight rebounds vs. LSU last season
- Averaged 4.9 rebounds for the season, fourth on the team as a freshman
- Pulled down a career-high 16 rebounds against Auburn, the most by a Wildcat since Julius Randle had 16 vs. LSU on March 14, 2014 a season ago
- Born in Khartoum, Sudan

## Season Averages

Games played	5
Minutes/game	21.2
Points/game	5.8
FG Pct	37.0
3FG Pct	30.0
FT Pct	66.7
Rebounds/game	5.4
Assists/game	1.2
Turnovers/game	0.6
Assist/turnover ratio	2.0
Steals/game	0.4
Blocks/game	1.6

## Season Highs

Points	12, vs. TROY (11/20/17)
FG Made	3, twice, last vs. TROY (11/20/17)
FG Attempts	13, vs. UTAH VALLEY (11/10/17)
3FG Made	1,3x, last vs. TROY (11/20/17)
3FG Attempts	4, vs. UTAH VALLEY (11/10/17)
FT Made	5, vs. TROY (11/20/17)
FT Attempts	6, vs. TROY (11/20/17)
Rebounds	13, vs. UTAH VALLEY (11/10/17)
Assists	3, vs. UTAH VALLEY (11/10/17)
Steals	1, twice, last vs. Kansas (11/14/17)
Blocks	3, vs. UTAH VALLEY (11/10/17)
Minutes	27, vs. TROY (11/20/17)

## Career Highs

Points	23, vs. LSU (2/7/17)
FG Made	7, vs. LSU (2/7/17)
FG Attempts	13, vs. UTAH VALLEY (11/10/17)
3FG Made	3, three times, last vs. LSU (2/7/17)
3FG Attempts	8 vs. SOUTH CAROLINA (1/21/17)
FT Made	6, twice, last vs. LSU (2/7/17)
FT Attempts	7, vs. LSU (2/7/17)
Rebounds	16, vs. AUBURN (1/14/17)
Assists	6, vs. CLEVELAND STATE (11/23/16)
Steals	3, vs. Michigan State (11/15/16)
Blocks	3, four times, last vs. UTAH VALLEY (11/10/17)
Minutes	31, vs. LSU (2/7/17)

## Game-By-Game

Opponent	Date	gs	min	Total		3-Pointers		Free throws		Rebounds			pf	a	t/o	blk	stl	pts	avg	
				fg-fga	pct	3fg-fga	pct	ft-fa	pct	off	def	tot								avg
UTAH VALLEY	11/10/17	23	3-13	231	1-4	250	0-0	.000	6	7	13	13.0	3	3	0	3	1	7	7.0	
VERMONT	11/12/17	20	1-2	500	0-1	.000	0-0	.000	0	2	2	7.5	3	1	1	1	0	2	4.5	
vs #4/3 Kansas	11/14/17	18	1-3	.333	0-1	.000	1-2	.500	0	2	2	5.7	3	0	1	1	1	3	4.0	
ETSU	11/17/17	18	2-4	500	1-2	.500	0-1	.000	1	3	4	5.3	1	1	0	1	0	5	4.3	
TROY	11/20/17	27	3-5	.600	1-2	.500	5-6	.833	1	5	6	5.4	2	1	1	2	0	12	5.8	
Totals		0	106	10-27	.370	3-10	.300	6-9	.667	8	19	27	5.4	12	6	3	8	2	29	5.8

Games played: 5  
Minutes/game: 21.2  
Points/game: 5.8  
FG Pct: 37.0  
3FG Pct: 30.0  
FT Pct: 66.7

Rebounds/game: 5.4  
Assists/game: 1.2  
Turnovers/game: 0.6  
Assist/turnover ratio: 2.0  
Steals/game: 0.4  
Blocks/game: 1.6

## Superlatives

Season Stats	Career Stats
10+ points	8
20+ points	1
3+ blocks	4
3+ steals	1
10+ rebounds	3
Double-doubles	1
Dunks	5

## Career Statistics

Year	GP-GS	Min-Avg	FG-FGA	Pct	3FG-FGA	Pct	FT-FTA	Pct	Off-Def-Tot-Avg	PF-FO	Ast	TO	Blk	Stl	Pts	Avg
2016-17	38-23	676-17.8	60-148	.405	20-63	.317	34-55	.618	61-123-184-4.8	91-2	26	29	34	11	174	4.6
2017-18	5-0	106-21.2	10-27	.370	3-10	.300	6-9	.667	8-19-27-5.4	12-0	6	3	8	2	29	5.8
TOTAL	43-23	782-18.2	70-175	.400	23-73	.315	40-64	.625	69-142-211-4.9	103-2	32	32	42	13	203	4.7



# BOX SCORES

## GAME FIVE #8/8 KENTUCKY 70, TROY 62

### Official Basketball Box Score -- Game Totals -- Final Statistics

#### Troy vs Kentucky

11/20/17 8:00 pm at Rupp Arena - Lexington, KY

Troy 62 • 2-3, 0-0

#	Player	Total			3-Ptr			Rebounds			PF	TP	A	TO	Blk	Stl	Min
		FG-FGA	FG-FGA	FT-FTA	FG-FGA	FG-FGA	FT-FTA	Off	Def	Tot							
23	Varnado, Jordan	f	7-15	0-4	1-2	1	5	6	3	15	2	0	1	1	1	32	
24	Hopkins, Shawn	f	0-2	0-1	0-0	1	1	2	2	0	0	0	0	0	0	15	
30	Hicks, Alex	f	2-7	0-2	1-1	1	4	5	4	5	1	1	3	0	27		
00	Baker, Kevin	g	4-14	2-9	5-7	0	2	2	3	15	2	0	0	1	30		
03	Person, Wesley	g	6-16	2-8	3-3	2	4	6	3	17	2	2	0	1	37		
01	Johnson, Javan	g	0-1	0-0	0-1	0	2	2	1	0	0	0	0	0	5		
02	Adams, Darian	g	0-2	0-1	0-0	0	1	1	1	0	1	1	0	1	15		
04	Davis, Jr., Juan	g	0-2	0-2	0-0	0	2	2	1	0	0	0	0	0	16		
05	Burnett, Malik	g	0-0	0-0	0-0	0	0	0	0	0	0	0	0	0	0+		
11	Miller, B.J.	g	4-5	0-0	2-2	2	2	2	2	10	1	2	1	1	23		
	Team					1	1	2									
Totals			23-64	4-27	12-16	6	24	30	20	62	9	6	5	5	200		

FG % 1st Half: 9-31 29.0% 2nd half: 14-33 42.4% Game: 23-64 35.9% Deadball  
 3FG % 1st Half: 1-4 7.1% 2nd half: 3-13 23.1% Game: 4-27 14.8% Rebounds  
 FT % 1st Half: 6-9 66.7% 2nd half: 6-7 85.7% Game: 12-16 75.0% 1

Kentucky 70 • 4-1, 0-0

#	Player	Total			3-Ptr			Rebounds			PF	TP	A	TO	Blk	Stl	Min
		FG-FGA	FG-FGA	FT-FTA	FG-FGA	FG-FGA	FT-FTA	Off	Def	Tot							
04	Richards, Nick	f	3-5	0-0	2-2	4	4	8	2	8	0	0	0	0	12		
05	Knox, Kevin	f	7-12	1-3	2-5	1	4	5	2	17	1	2	0	1	35		
25	Washington, PJ	f	2-4	0-0	0-0	3	5	8	3	4	4	4	0	0	22		
00	Green, Quade	g	5-10	1-2	2-2	0	3	3	2	13	3	3	0	0	26		
03	Diallo, Hamidou	g	3-12	0-1	2-6	3	7	10	3	8	1	2	0	1	29		
01	Killeya-Jones, Sacha	g	1-4	0-0	0-0	1	3	4	1	2	1	0	0	0	17		
12	Calipari, Brad	g	0-0	0-0	0-0	0	0	0	0	0	0	0	0	0	2		
14	Wynyard, Tai	g	0-2	0-0	0-0	2	1	3	0	0	0	0	0	0	3		
22	Gilgeous-Alexander	g	2-5	0-1	2-2	0	5	5	1	6	2	3	0	1	27		
32	Gabriel, Wenyen	g	3-5	1-2	5-6	1	5	6	2	12	1	1	2	0	27		
	Team					0	1	1			1						
Totals			26-59	3-9	15-23	15	38	53	16	70	13	16	2	3	200		

FG % 1st Half: 16-37 43.2% 2nd half: 10-22 45.5% Game: 26-59 44.1% Deadball  
 3FG % 1st Half: 1-4 25.0% 2nd half: 2-5 40.0% Game: 3-9 33.3% Rebounds  
 FT % 1st Half: 8-13 61.5% 2nd half: 7-10 70.0% Game: 15-23 65.2% 2

Officials: Terry Oglesby, Garrick Shannon, Nate Green

Technical fouls: Troy-None, Kentucky-None.

Attendance: 19548

Score by periods	1st	2nd	Total
Troy	25	37	62
Kentucky	41	29	70

Points	In	Off	2nd	Fast	Bench
Paint	Paint	T/O	Chance	Break	
TROY	32	17	7	2	10
UK	30	10	11	8	20

Last FG - TROY 2nd-01:08, UK 2nd-02:46.  
 Largest lead - TROY None, UK by 21 2nd-17:51.  
 TROY led for 00:00. UK led for 39:14. Game was tied for 00:46.

Score tied - 2 times.  
 Lead changed - 0 times.

## GAME SEVEN UIC AT KENTUCKY

## GAME EIGHT HARVARD AT KENTUCKY







2017-18 Kentucky Men's Basketball  
 Kentucky Combined Team Statistics (as of Nov 20, 2017)  
 All games



RECORD:	OVERALL	HOME	AWAY	NEUTRAL
ALL GAMES	4-1	4-0	0-0	0-1
CONFERENCE	0-0	0-0	0-0	0-0
NON-CONFERENCE	4-1	4-0	0-0	0-1

#	Player	gp-gs	min	avg	Total		3-Point		F-Throw		Rebounds				pf	dq	a	to	blk	stl	pts	avg
					fg-fga	fg%	3fg-fga	3fg%	ft-fta	ft%	off	def	tot	avg								
05	Knox, Kevin	5-5	178	35.6	27-61	.443	10-24	.417	13-21	.619	5	31	36	7.2	10	0	8	13	3	7	77	15.4
03	Diallo, Hamidou	5-5	141	28.2	24-59	.407	3-11	.273	12-19	.632	7	18	25	5.0	14	0	11	8	2	4	63	12.6
00	Green, Quade	5-4	120	24.0	22-45	.489	5-12	.417	10-11	.909	1	7	8	1.6	6	0	13	7	0	1	59	11.8
25	Washington, PJ	5-5	129	25.8	16-30	.533	0-0	.000	8-20	.400	11	20	31	6.2	15	1	15	20	6	0	40	8.0
22	Gilgeous-Alexander	5-1	140	28.0	15-29	.517	2-5	.400	7-7	1.000	2	14	16	3.2	8	0	18	17	1	12	39	7.8
32	Gabriel, Wenyen	5-0	106	21.2	10-27	.370	3-10	.300	6-9	.667	8	19	27	5.4	12	0	6	3	8	2	29	5.8
01	Killeya-Jones, Sacha	5-0	98	19.6	10-21	.476	0-0	.000	4-9	.444	15	12	27	5.4	11	0	4	4	7	3	24	4.8
04	Richards, Nick	5-5	73	14.6	10-19	.526	0-0	.000	4-6	.667	10	17	27	5.4	13	0	1	5	4	1	24	4.8
14	Wynyard, Tai	3-0	13	4.3	0-3	.000	0-0	.000	0-0	.000	2	2	4	1.3	2	0	0	0	1	0	0	0.0
12	Calipari, Brad	1-0	2	2.0	0-0	.000	0-0	.000	0-0	.000	0	0	0	0.0	0	0	0	0	0	0	0	0.0
Team											3	2	5					3				
Total.....		5	1000		134-294	.456	23-62	.371	64-102	.627	64	142	206	41.2	91	1	76	80	32	30	355	71.0
Opponents.....		5	1000		118-314	.376	35-133	.263	49-77	.636	65	107	172	34.4	92	-	66	60	18	34	320	64.0

TEAM STATISTICS	UK	OPP
SCORING	355	320
Points per game	71.0	64.0
Scoring margin	+7.0	-
FIELD GOALS-ATT	134-294	118-314
Field goal pct	.456	.376
3 POINT FG-ATT	23-62	35-133
3-point FG pct	.371	.263
3-pt FG made per game	4.6	7.0
FREE THROWS-ATT	64-102	49-77
Free throw pct	.627	.636
F-Throws made per game	12.8	9.8
REBOUNDS	206	172
Rebounds per game	41.2	34.4
Rebounding margin	+6.8	-
ASSISTS	76	66
Assists per game	15.2	13.2
TURNOVERS	80	60
Turnovers per game	16.0	12.0
Turnover margin	-4.0	-
Assist/turnover ratio	1.0	1.1
STEALS	30	34
Steals per game	6.0	6.8
BLOCKS	32	18
Blocks per game	6.4	3.6
ATTENDANCE	79697	21684
Home games-Avg/Game	4-19924	0-0
Neutral site-Avg/Game	-	1-21684

Date	Opponent	Score	Att.
11/10/17	UTAH VALLEY	w 73-63	19807
11/12/17	VERMONT	w 73-69	20174
11/14/17	vs #4/3 Kansas	L 61-65	21684
11/17/17	ETSU	w 78-61	20168
11/20/17	TROY	w 70-62	19548

\* = Conference game  
 1 = Champions Classic | United Center (Chicago)

Score by Periods	1st	2nd	Totals
Kentucky	171	184	355
Opponents	147	173	320



2017-18 Kentucky Men's Basketball  
 Kentucky Category Leaders (as of Nov 20, 2017)  
 All games



Points	G	Pts	Pts/G
Knox, Kevin	5	77	15.4
Diallo, Hamidou	5	63	12.6
Green, Quade	5	59	11.8
Washington, PJ	5	40	8.0
Gilgeous-Alexander	5	39	7.8
Gabriel, Wenyen	5	29	5.8
Killeya-Jones, Sacha	5	24	4.8
Richards, Nick	5	24	4.8

Scoring Average	G	Pts	Avg/G
Knox, Kevin	5	77	15.4
Diallo, Hamidou	5	63	12.6
Green, Quade	5	59	11.8
Washington, PJ	5	40	8.0
Gilgeous-Alexander	5	39	7.8
Gabriel, Wenyen	5	29	5.8
Richards, Nick	5	24	4.8
Killeya-Jones, Sacha	5	24	4.8
Calipari, Brad	1	0	0.0
Wynyard, Tai	3	0	0.0

FG Percentage	FG	Att	Pct
Washington, PJ	16	30	.533
Richards, Nick	10	19	.526
Gilgeous-Alexander	15	29	.517
Green, Quade	22	45	.489
Killeya-Jones, Sacha	10	21	.476
Knox, Kevin	27	61	.443
Diallo, Hamidou	24	59	.407
Gabriel, Wenyen	10	27	.370
Wynyard, Tai	0	3	.000

Field Goal Attempts	G	Att	Att/G
Knox, Kevin	5	61	12.2
Diallo, Hamidou	5	59	11.8
Green, Quade	5	45	9.0
Washington, PJ	5	30	6.0
Gilgeous-Alexander	5	29	5.8

Field Goals Made	G	Made	Made/G
Knox, Kevin	5	27	5.4
Diallo, Hamidou	5	24	4.8
Green, Quade	5	22	4.4
Washington, PJ	5	16	3.2
Gilgeous-Alexander	5	15	3.0

3-Point Percentage	3FG	Att	Pct
Knox, Kevin	10	24	.417
Green, Quade	5	12	.417
Gilgeous-Alexander	2	5	.400
Gabriel, Wenyen	3	10	.300
Diallo, Hamidou	3	11	.273

3-Point FG Attempts	G	Att	Att/G
Knox, Kevin	5	24	4.8
Green, Quade	5	12	2.4
Diallo, Hamidou	5	11	2.2
Gabriel, Wenyen	5	10	2.0
Gilgeous-Alexander	5	5	1.0

3-Point FG Made	G	Made	Made/G
Knox, Kevin	5	10	2.0
Green, Quade	5	5	1.0
Diallo, Hamidou	5	3	0.6
Gabriel, Wenyen	5	3	0.6
Gilgeous-Alexander	5	2	0.4

Free Throw Percent	FG	Att	Pct
Gilgeous-Alexander	7	7	1.000
Green, Quade	10	11	.909
Gabriel, Wenyen	6	9	.667
Richards, Nick	4	6	.667
Diallo, Hamidou	12	19	.632
Knox, Kevin	13	21	.619
Killeya-Jones, Sacha	4	9	.444
Washington, PJ	8	20	.400

Free Throw Attempts	G	Att	Att/G
Knox, Kevin	5	21	4.2
Washington, PJ	5	20	4.0
Diallo, Hamidou	5	19	3.8
Green, Quade	5	11	2.2
Killeya-Jones, Sacha	5	9	1.8
Gabriel, Wenyen	5	9	1.8

Free Throws Made	G	Made	Made/G
Knox, Kevin	5	13	2.6
Diallo, Hamidou	5	12	2.4
Green, Quade	5	10	2.0
Washington, PJ	5	8	1.6
Gilgeous-Alexander	5	7	1.4



2017-18 Kentucky Men's Basketball  
 Kentucky Category Leaders (as of Nov 20, 2017)  
 All games



Rebounds	G	Reb	Reb/G
Knox, Kevin	5	36	7.2
Washington, PJ	5	31	6.2
Killeya-Jones, Sacha	5	27	5.4
Richards, Nick	5	27	5.4
Gabriel, Wenyen	5	27	5.4

Assists	G	No.	Ast/G
Gilgeous-Alexander	5	18	3.6
Washington, PJ	5	15	3.0
Green, Quade	5	13	2.6
Diallo, Hamidou	5	11	2.2
Knox, Kevin	5	8	1.6

Rebound Average	G	Reb	Avg/G
Knox, Kevin	5	36	7.2
Washington, PJ	5	31	6.2
Gabriel, Wenyen	5	27	5.4
Richards, Nick	5	27	5.4
Killeya-Jones, Sacha	5	27	5.4

Steals	G	No.	Stl/G
Gilgeous-Alexander	5	12	2.4
Knox, Kevin	5	7	1.4
Diallo, Hamidou	5	4	0.8
Killeya-Jones, Sacha	5	3	0.6
Gabriel, Wenyen	5	2	0.4

Offensive Rebounds	G	No.	Avg/G
Killeya-Jones, Sacha	5	15	3.0
Washington, PJ	5	11	2.2
Richards, Nick	5	10	2.0
Gabriel, Wenyen	5	8	1.6
Diallo, Hamidou	5	7	1.4

Blocked Shots	G	No.	Blk/G
Gabriel, Wenyen	5	8	1.6
Killeya-Jones, Sacha	5	7	1.4
Washington, PJ	5	6	1.2
Richards, Nick	5	4	0.8
Knox, Kevin	5	3	0.6

Defensive Rebounds	G	No.	Avg/G
Knox, Kevin	5	31	6.2
Washington, PJ	5	20	4.0
Gabriel, Wenyen	5	19	3.8
Diallo, Hamidou	5	18	3.6
Richards, Nick	5	17	3.4

Minutes	G	No.	Min/G
Knox, Kevin	5	178	35.6
Diallo, Hamidou	5	141	28.2
Gilgeous-Alexander	5	140	28.0
Washington, PJ	5	129	25.8
Green, Quade	5	120	24.0

Fouls	G	No.	Per/G
Washington, PJ	5	15	3.0
Diallo, Hamidou	5	14	2.8
Richards, Nick	5	13	2.6
Gabriel, Wenyen	5	12	2.4
Killeya-Jones, Sacha	5	11	2.2

Turnovers	G	No.	TO/G
Washington, PJ	5	20	4.0
Gilgeous-Alexander	5	17	3.4
Knox, Kevin	5	13	2.6
Diallo, Hamidou	5	8	1.6
Green, Quade	5	7	1.4

Foulsouts	G	No.
Washington, PJ	5	1





2017-18 Kentucky Men's Basketball  
 Kentucky Overall/Conference Statistics (as of Nov 20, 2017)  
 All games



SUMMARY	Overall Statistics										Conference Statistics									
	gp-gs	min/g	fg%	3fg%	ft%	r/g	a/g	stl	blk	pts/g	gp-gs	min/g	fg%	3fg%	ft%	r/g	a/g	stl	blk	pts/g
Knox, Kevin	5-5	35.6	.443	.417	.619	7.2	1.6	7	3	15.4										
Diallo, Hamidou	5-5	28.2	.407	.273	.632	5.0	2.2	4	2	12.6										
Green, Quade	5-4	24.0	.489	.417	.909	1.6	2.6	1	0	11.8										
Washington, PJ	5-5	25.8	.533	.000	.400	6.2	3.0	0	6	8.0										
Gilgeous-Alexander	5-1	28.0	.517	.400	1.000	3.2	3.6	12	1	7.8										
Gabriel, Wenyen	5-0	21.2	.370	.300	.667	5.4	1.2	2	8	5.8										
Killeya-Jones, Sacha	5-0	19.6	.476	.000	.444	5.4	0.8	3	7	4.8										
Richards, Nick	5-5	14.6	.526	.000	.667	5.4	0.2	1	4	4.8										
Wynyard, Tai	3-0	4.3	.000	.000	.000	1.3	0.0	0	1	0.0										
Calipari, Brad	1-0	2.0	.000	.000	.000	0.0	0.0	0	0	0.0										
Totals	5		.456	.371	.627	41.2	15.2	30	32	71.0	0		.000	.000	.000	0.0	0.0	0	0	0.0
Opponent	5		.376	.263	.636	34.4	13.2	34	18	64.0	0		.000	.000	.000	0.0	0.0	0	0	0.0

SCORING	Overall Statistics									Conference Statistics										
	fg-fga	fg%	3fg-fga	3fg%	ft-fta	ft%	pts	pts/g		fg-fga	fg%	3fg-fga	3fg%	ft-fta	ft%	pts	pts/g			
Knox, Kevin	27-61	.443	10-24	.417	13-21	.619	77	15.4												
Diallo, Hamidou	24-59	.407	3-11	.273	12-19	.632	63	12.6												
Green, Quade	22-45	.489	5-12	.417	10-11	.909	59	11.8												
Washington, PJ	16-30	.533	0-0	.000	8-20	.400	40	8.0												
Gilgeous-Alexander	15-29	.517	2-5	.400	7-7	1.000	39	7.8												
Gabriel, Wenyen	10-27	.370	3-10	.300	6-9	.667	29	5.8												
Killeya-Jones, Sacha	10-21	.476	0-0	.000	4-9	.444	24	4.8												
Richards, Nick	10-19	.526	0-0	.000	4-6	.667	24	4.8												
Wynyard, Tai	0-3	.000	0-0	.000	0-0	.000	0	0.0												
Calipari, Brad	0-0	.000	0-0	.000	0-0	.000	0	0.0												
Totals	134-294	.456	23-62	.371	64-102	.627	355	71.0		0-0	.000	0-0	.000	0-0	.000	0	0.0			
Opponent	118-314	.376	35-133	.263	49-77	.636	320	64.0		0-0	.000	0-0	.000	0-0	.000	0	0.0			

TOTALS	Overall Statistics										Conference Statistics									
	o-reb	d-reb	total	pf	fo	a	to	a/to	hi	pts	o-reb	d-reb	total	pf	fo	a	to	a/to	hi	pts
Knox, Kevin	5	31	36	10	0	8	13	0.6	20											
Diallo, Hamidou	7	18	25	14	0	11	8	1.4	18											
Green, Quade	1	7	8	6	0	13	7	1.9	21											
Washington, PJ	11	20	31	15	1	15	20	0.8	17											
Gilgeous-Alexander	2	14	16	8	0	18	17	1.1	13											
Gabriel, Wenyen	8	19	27	12	0	6	3	2.0	12											
Killeya-Jones, Sacha	15	12	27	11	0	4	4	1.0	8											
Richards, Nick	10	17	27	13	0	1	5	0.2	10											
Wynyard, Tai	2	2	4	2	0	0	0	0.0	0											
Calipari, Brad	0	0	0	0	0	0	0	0.0	0											
Totals	64	142	206	91	1	76	80	1.0	78	0	0	0	0	0	0	0	0	0.0	0	
Opponent	65	107	172	92	-	66	60	1.1	69	0	0	0	0	-	0	0	0	0.0	0	



2017-18 Kentucky Men's Basketball  
 Kentucky Team Game-by-Game (as of Nov 20, 2017)  
 All games



TEAM STATISTICS

Opponent	Date	Score		Total		3-Pointers		Free throws		Rebounds				pf	a	t/o	blk	stl	pts	avg
				fg-fga	pct	3fg-fga	pct	ft-fta	pct	off	def	tot	avg							
UTAH VALLEY	11/10/17	73-63	W	26-66	.394	5-15	.333	16-23	.696	18	20	38	38.0	18	17	14	8	11	73	73.0
VERMONT	11/12/17	73-69	W	26-56	.464	3-9	.333	18-23	.783	8	28	36	37.0	17	15	10	4	3	73	73.0
vs #4/3 Kansas	11/14/17	61-65	L	23-55	.418	3-13	.231	12-18	.667	10	29	39	37.7	20	14	18	10	7	61	69.0
ETSU	11/17/17	78-61	W	33-58	.569	9-16	.563	3-15	.200	13	27	40	38.2	20	17	22	8	6	78	71.2
TROY	11/20/17	70-62	W	26-59	.441	3-9	.333	15-23	.652	15	38	53	41.2	16	13	16	2	3	70	71.0
Kentucky		355		134-294	.456	23-62	.371	64-102	.627	64	142	206	41.2	91	76	80	32	30	355	71.0
Opponents		320		118-314	.376	35-133	.263	49-77	.636	65	107	172	34.4	92	66	60	18	34	320	64.0

Games played: 5  
 Points/game: 71.0  
 FG Pct: 45.6  
 3FG Pct: 37.1  
 FT Pct: 62.7

Rebounds/game: 41.2  
 Assists/game: 15.2  
 Turnovers/game: 16.0  
 Assist/turnover ratio: 1.0  
 Steals/game: 6.0  
 Blocks/game: 6.4



2017-18 Kentucky Men's Basketball  
 Kentucky Opponent Game-by-Game (as of Nov 20, 2017)  
 All games



OPPONENT STATISTICS

Opponent	Date	Score		Total		3-Pointers		Free throws		Rebounds				pf	a	t/o	blk	stl	pts	avg
				fg-fga	pct	3fg-fga	pct	ft-fta	pct	off	def	tot	avg							
UTAH VALLEY	11/10/17	73-63	W	23-56	.411	5-18	.278	12-18	.667	16	23	39	39.0	20	12	20	8	8	63	63.0
VERMONT	11/12/17	73-69	W	26-58	.448	10-29	.345	7-13	.538	6	21	27	33.0	18	14	7	1	1	69	66.0
vs #4/3 Kansas	11/14/17	61-65	L	24-68	.353	8-28	.286	9-16	.563	18	21	39	35.0	15	17	11	2	12	65	65.7
ETSU	11/17/17	78-61	W	22-68	.324	8-31	.258	9-14	.643	19	18	37	35.5	19	14	16	2	8	61	64.5
TROY	11/20/17	70-62	W	23-64	.359	4-27	.148	12-16	.750	6	24	30	34.4	20	9	6	5	5	62	64.0
Opponents		320		118-314	.376	35-133	.263	49-77	.636	65	107	172	34.4	92	66	60	18	34	320	64.0
Kentucky		355		134-294	.456	23-62	.371	64-102	.627	64	142	206	41.2	91	76	80	32	30	355	71.0

Games played: 5  
 Points/game: 64.0  
 FG Pct: 37.6  
 3FG Pct: 26.3  
 FT Pct: 63.6

Rebounds/game: 34.4  
 Assists/game: 13.2  
 Turnovers/game: 12.0  
 Assist/turnover ratio: 1.1  
 Steals/game: 6.8  
 Blocks/game: 3.6



2017-18 Kentucky Men's Basketball  
Kentucky Team High/Low Analysis (as of Nov 20, 2017)  
All games



Kentucky - TEAM GAME HIGHS

POINTS	78		ETSU (11/17/17)
	73		VERMONT (11/12/17)
	73		UTAH VALLEY (11/10/17)
	70		TROY (11/20/17)
	61		vs #4/3 Kansas (11/14/17)
FIELD GOALS MADE	33		ETSU (11/17/17)
	26		TROY (11/20/17)
	26		VERMONT (11/12/17)
	26		UTAH VALLEY (11/10/17)
FIELD GOAL ATTEMPTS	66		UTAH VALLEY (11/10/17)
	59		TROY (11/20/17)
FIELD GOAL PERCENTAGE	.569	(33-58)	ETSU (11/17/17)
	.464	(26-56)	VERMONT (11/12/17)
3 PT FIELD GOALS MADE	9		ETSU (11/17/17)
	5		UTAH VALLEY (11/10/17)
3 PT FG ATTEMPTS	16		ETSU (11/17/17)
	15		UTAH VALLEY (11/10/17)
3 PT FG PERCENTAGE	.563	(9-16)	ETSU (11/17/17)
	.333	(5-15)	UTAH VALLEY (11/10/17)
	.333	(3-9)	TROY (11/20/17)
	.333	(3-9)	VERMONT (11/12/17)
FREE THROWS MADE	18		VERMONT (11/12/17)
	16		UTAH VALLEY (11/10/17)
FREE THROW ATTEMPTS	23		TROY (11/20/17)
	23		VERMONT (11/12/17)
	23		UTAH VALLEY (11/10/17)
FREE THROW PERCENTAGE	.783	(18-23)	VERMONT (11/12/17)
	.696	(16-23)	UTAH VALLEY (11/10/17)
REBOUNDS	53		TROY (11/20/17)
	40		ETSU (11/17/17)
ASSISTS	17		ETSU (11/17/17)
	17		UTAH VALLEY (11/10/17)
STEALS	11		UTAH VALLEY (11/10/17)
	7		vs #4/3 Kansas (11/14/17)
BLOCKED SHOTS	10		vs #4/3 Kansas (11/14/17)
	8		ETSU (11/17/17)
	8		UTAH VALLEY (11/10/17)
TURNOVERS	22		ETSU (11/17/17)
	18		vs #4/3 Kansas (11/14/17)
FOULS	20		ETSU (11/17/17)
	20		vs #4/3 Kansas (11/14/17)





2017-18 Kentucky Men's Basketball  
 Kentucky High/Low Analysis (as of Nov 20, 2017)  
 All games



Opponent - GAME HIGHS

POINTS	69	VERMONT (11/12/17)
	65	vs #4/3 Kansas (11/14/17)
	63	UTAH VALLEY (11/10/17)
	62	TROY (11/20/17)
	61	ETSU (11/17/17)
FIELD GOALS MADE	26	VERMONT (11/12/17)
	24	vs #4/3 Kansas (11/14/17)
FIELD GOAL ATTEMPTS	68	ETSU (11/17/17)
	68	vs #4/3 Kansas (11/14/17)
FIELD GOAL PERCENTAGE	.448 (26-58)	VERMONT (11/12/17)
	.411 (23-56)	UTAH VALLEY (11/10/17)
3 PT FIELD GOALS MADE	10	VERMONT (11/12/17)
	8	ETSU (11/17/17)
	8	vs #4/3 Kansas (11/14/17)
3 PT FG ATTEMPTS	31	ETSU (11/17/17)
	29	VERMONT (11/12/17)
3 PT FG PERCENTAGE	.345 (10-29)	VERMONT (11/12/17)
	.286 (8-28)	vs #4/3 Kansas (11/14/17)
FREE THROWS MADE	12	TROY (11/20/17)
	12	UTAH VALLEY (11/10/17)
FREE THROW ATTEMPTS	18	UTAH VALLEY (11/10/17)
	16	TROY (11/20/17)
	16	vs #4/3 Kansas (11/14/17)
FREE THROW PERCENTAGE	.750 (12-16)	TROY (11/20/17)
	.667 (12-18)	UTAH VALLEY (11/10/17)
REBOUNDS	39	vs #4/3 Kansas (11/14/17)
	39	UTAH VALLEY (11/10/17)
ASSISTS	17	vs #4/3 Kansas (11/14/17)
	14	ETSU (11/17/17)
	14	VERMONT (11/12/17)
STEALS	12	vs #4/3 Kansas (11/14/17)
	8	ETSU (11/17/17)
	8	UTAH VALLEY (11/10/17)
BLOCKED SHOTS	8	UTAH VALLEY (11/10/17)
	5	TROY (11/20/17)
TURNOVERS	20	UTAH VALLEY (11/10/17)
	16	ETSU (11/17/17)
FOULS	20	TROY (11/20/17)
	20	UTAH VALLEY (11/10/17)



2017-18 Kentucky Men's Basketball  
Kentucky High/Low Analysis (as of Nov 20, 2017)  
All games



Kentucky - GAME LOWS

POINTS	61		vs #4/3 Kansas (11/14/17)
	70		TROY (11/20/17)
	73		UTAH VALLEY (11/10/17)
	73		VERMONT (11/12/17)
	78		ETSU (11/17/17)
FIELD GOALS MADE	23		vs #4/3 Kansas (11/14/17)
	26		UTAH VALLEY (11/10/17)
	26		VERMONT (11/12/17)
	26		TROY (11/20/17)
FIELD GOAL ATTEMPTS	55		vs #4/3 Kansas (11/14/17)
	56		VERMONT (11/12/17)
FIELD GOAL PERCENTAGE	.394	(26-66)	UTAH VALLEY (11/10/17)
	.418	(23-55)	vs #4/3 Kansas (11/14/17)
3 PT FIELD GOALS MADE	3		VERMONT (11/12/17)
	3		vs #4/3 Kansas (11/14/17)
	3		TROY (11/20/17)
3 PT FG ATTEMPTS	9		VERMONT (11/12/17)
	9		TROY (11/20/17)
3 PT FG PERCENTAGE	.231	(3-13)	vs #4/3 Kansas (11/14/17)
	.333	(3-9)	VERMONT (11/12/17)
	.333	(3-9)	TROY (11/20/17)
	.333	(5-15)	UTAH VALLEY (11/10/17)
FREE THROWS MADE	3		ETSU (11/17/17)
	12		vs #4/3 Kansas (11/14/17)
FREE THROW ATTEMPTS	15		ETSU (11/17/17)
	18		vs #4/3 Kansas (11/14/17)
FREE THROW PERCENTAGE	.200	(3-15)	ETSU (11/17/17)
	.652	(15-23)	TROY (11/20/17)
REBOUNDS	36		VERMONT (11/12/17)
	38		UTAH VALLEY (11/10/17)
ASSISTS	13		TROY (11/20/17)
	14		vs #4/3 Kansas (11/14/17)
STEALS	3		VERMONT (11/12/17)
	3		TROY (11/20/17)
BLOCKED SHOTS	2		TROY (11/20/17)
	4		VERMONT (11/12/17)
TURNOVERS	10		VERMONT (11/12/17)
	14		UTAH VALLEY (11/10/17)
FOULS	16		TROY (11/20/17)
	17		VERMONT (11/12/17)



2017-18 Kentucky Men's Basketball  
 Kentucky High/Low Analysis (as of Nov 20, 2017)  
 All games



Opponent - GAME LOWS

POINTS	61		ETSU (11/17/17)
	62		TROY (11/20/17)
	63		UTAH VALLEY (11/10/17)
	65		vs #4/3 Kansas (11/14/17)
	69		VERMONT (11/12/17)
FIELD GOALS MADE	22		ETSU (11/17/17)
	23		UTAH VALLEY (11/10/17)
	23		TROY (11/20/17)
FIELD GOAL ATTEMPTS	56		UTAH VALLEY (11/10/17)
	58		VERMONT (11/12/17)
FIELD GOAL PERCENTAGE	.324	(22-68)	ETSU (11/17/17)
	.353	(24-68)	vs #4/3 Kansas (11/14/17)
3 PT FIELD GOALS MADE	4		TROY (11/20/17)
	5		UTAH VALLEY (11/10/17)
3 PT FG ATTEMPTS	18		UTAH VALLEY (11/10/17)
	27		TROY (11/20/17)
3 PT FG PERCENTAGE	.148	(4-27)	TROY (11/20/17)
	.258	(8-31)	ETSU (11/17/17)
FREE THROWS MADE	7		VERMONT (11/12/17)
	9		vs #4/3 Kansas (11/14/17)
	9		ETSU (11/17/17)
FREE THROW ATTEMPTS	13		VERMONT (11/12/17)
	14		ETSU (11/17/17)
FREE THROW PERCENTAGE	.538	(7-13)	VERMONT (11/12/17)
	.563	(9-16)	vs #4/3 Kansas (11/14/17)
REBOUNDS	27		VERMONT (11/12/17)
	30		TROY (11/20/17)
ASSISTS	9		TROY (11/20/17)
	12		UTAH VALLEY (11/10/17)
STEALS	1		VERMONT (11/12/17)
	5		TROY (11/20/17)
BLOCKED SHOTS	1		VERMONT (11/12/17)
	2		vs #4/3 Kansas (11/14/17)
	2		ETSU (11/17/17)
TURNOVERS	6		TROY (11/20/17)
	7		VERMONT (11/12/17)
FOULS	15		vs #4/3 Kansas (11/14/17)
	18		VERMONT (11/12/17)



2017-18 Kentucky Men's Basketball  
 Kentucky Player High/Low Analysis (as of Nov 20, 2017)  
 All games



Kentucky - INDIVIDUAL GAME HIGHS

Points	21		Green, Quade vs ETSU (11/17/17)
	20		Knox, Kevin vs #4/3 Kansas (11/14/17)
	18		Diallo, Hamidou vs Utah Valley (11/10/17)
	17		Knox, Kevin vs Troy (11/20/17)
	17		Knox, Kevin vs ETSU (11/17/17)
	17		Washington, PJ vs Vermont (11/12/17)
Field Goals Made	9		Green, Quade vs ETSU (11/17/17)
	8		Knox, Kevin vs #4/3 Kansas (11/14/17)
	8		Diallo, Hamidou vs Utah Valley (11/10/17)
Field Goal Att.	16		Diallo, Hamidou vs Utah Valley (11/10/17)
	14		Washington, PJ vs Vermont (11/12/17)
FG Pct (min 5 made)	.750	(6-8)	Washington, PJ vs ETSU (11/17/17)
	.692	(9-13)	Green, Quade vs ETSU (11/17/17)
3-Point FG Made	4		Knox, Kevin vs ETSU (11/17/17)
	3		Green, Quade vs ETSU (11/17/17)
	3		Knox, Kevin vs #4/3 Kansas (11/14/17)
3-Point FG Att.	7		Knox, Kevin vs ETSU (11/17/17)
	6		Knox, Kevin vs #4/3 Kansas (11/14/17)
3-Pt FG Pct (min 2 made)	.600	(3-5)	Green, Quade vs ETSU (11/17/17)
	.571	(4-7)	Knox, Kevin vs ETSU (11/17/17)
Free Throws Made	6		Diallo, Hamidou vs #4/3 Kansas (11/14/17)
	5		Gabriel, Wenyen vs Troy (11/20/17)
	5		Knox, Kevin vs Utah Valley (11/10/17)
Free Throw Att.	7		Diallo, Hamidou vs #4/3 Kansas (11/14/17)
	7		Washington, PJ vs Vermont (11/12/17)
FT Pct (min 3 made)	1.000	(4-4)	Knox, Kevin vs Vermont (11/12/17)
	1.000	(4-4)	Killeya-Jones, Sacha vs Vermont (11/12/17)
	1.000	(4-4)	Green, Quade vs Utah Valley (11/10/17)
Rebounds	13		Gabriel, Wenyen vs Utah Valley (11/10/17)
	10		Diallo, Hamidou vs Troy (11/20/17)
	10		Knox, Kevin vs ETSU (11/17/17)
	10		Washington, PJ vs Vermont (11/12/17)
Assists	6		Gilgeous-Alexander vs ETSU (11/17/17)
	4		Washington, PJ vs Troy (11/20/17)
	4		Washington, PJ vs ETSU (11/17/17)
	4		Diallo, Hamidou vs #4/3 Kansas (11/14/17)
	4		Green, Quade vs Vermont (11/12/17)
	4		Gilgeous-Alexander vs Utah Valley (11/10/17)
	4		Knox, Kevin vs Utah Valley (11/10/17)
Steals	4		Knox, Kevin vs Utah Valley (11/10/17)
	4		Gilgeous-Alexander vs Utah Valley (11/10/17)
Blocked Shots	4		Washington, PJ vs #4/3 Kansas (11/14/17)
	3		Killeya-Jones, Sacha vs ETSU (11/17/17)
	3		Killeya-Jones, Sacha vs #4/3 Kansas (11/14/17)
	3		Gabriel, Wenyen vs Utah Valley (11/10/17)
	3		Richards, Nick vs Utah Valley (11/10/17)
Turnovers	6		Knox, Kevin vs ETSU (11/17/17)
	6		Washington, PJ vs ETSU (11/17/17)
	6		Gilgeous-Alexander vs #4/3 Kansas (11/14/17)
Fouls	5		Washington, PJ vs ETSU (11/17/17)
	4		Diallo, Hamidou vs Vermont (11/12/17)
	4		Killeya-Jones, Sacha vs Utah Valley (11/10/17)
Minutes	37		Knox, Kevin vs #4/3 Kansas (11/14/17)



37	Knox, Kevin vs Utah Valley (11/10/17)
36	Gilgeous-Alexander vs Utah Valley (11/10/17)
35	Knox, Kevin vs Troy (11/20/17)
35	Knox, Kevin vs Vermont (11/12/17)
35	Washington, PJ vs Vermont (11/12/17)



2017-18 Kentucky Men's Basketball  
 Kentucky Opponent High/Low Analysis (as of Nov 20, 2017)  
 All games



OPPONENT INDIVIDUAL GAME HIGHS

Points	17		Person, Wesley vs Troy (11/20/17)
	17		Jurkin, Peter vs ETSU (11/17/17)
	17		Mykhailiuk, Svi vs #4/3 Kansas (11/14/17)
	16		Bell-Haynes, Trae vs Vermont (11/12/17)
	15		Varnado, Jordon vs Troy (11/20/17)
Field Goals Made	15		Baker, Kevin vs Troy (11/20/17)
	15		Lamb, Anthony vs Vermont (11/12/17)
	8		Bell-Haynes, Trae vs Vermont (11/12/17)
	7		Varnado, Jordon vs Troy (11/20/17)
	7		Jurkin, Peter vs ETSU (11/17/17)
Field Goal Att.	7		Mykhailiuk, Svi vs #4/3 Kansas (11/14/17)
	18		Mykhailiuk, Svi vs #4/3 Kansas (11/14/17)
	16		Person, Wesley vs Troy (11/20/17)
	1.000	(5-5)	Azubuike, Udoka vs #4/3 Kansas (11/14/17)
	.875	(7-8)	Jurkin, Peter vs ETSU (11/17/17)
3-Point FG Made	3		Mykhailiuk, Svi vs #4/3 Kansas (11/14/17)
	3		Duncan, Ernie vs Vermont (11/12/17)
3-Point FG Att.	10		Mykhailiuk, Svi vs #4/3 Kansas (11/14/17)
	10		Duncan, Ernie vs Vermont (11/12/17)
3-Pt FG Pct (min 2 made)	.500	(2-4)	Long, Jermaine vs ETSU (11/17/17)
	.500	(2-4)	Lamb, Anthony vs Vermont (11/12/17)
Free Throws Made	5		Baker, Kevin vs Troy (11/20/17)
	4		Graham, Devonte' vs #4/3 Kansas (11/14/17)
	4		Toolson, Jake vs Utah Valley (11/10/17)
Free Throw Att.	8		Azubuike, Udoka vs #4/3 Kansas (11/14/17)
	7		Baker, Kevin vs Troy (11/20/17)
FT Pct (min 3 made)	1.000	(4-4)	Toolson, Jake vs Utah Valley (11/10/17)
	1.000	(3-3)	Person, Wesley vs Troy (11/20/17)
Rebounds	9		Armus, Mladen vs ETSU (11/17/17)
	9		Newman, Malik vs #4/3 Kansas (11/14/17)
Assists	7		Randolph, Brandon vs Utah Valley (11/10/17)
	6		Bradford, Desonta vs ETSU (11/17/17)
Steals	3		Long, Jermaine vs ETSU (11/17/17)
	3		Vick, Lagerald vs #4/3 Kansas (11/14/17)
	3		Newman, Malik vs #4/3 Kansas (11/14/17)
Blocked Shots	5		Manyang, Akolda vs Utah Valley (11/10/17)
	3		Hicks, Alex vs Troy (11/20/17)
Turnovers	5		Bradford, Desonta vs ETSU (11/17/17)
	5		Graham, Devonte' vs #4/3 Kansas (11/14/17)
Fouls	4		Hicks, Alex vs Troy (11/20/17)
	4		Jurkin, Peter vs ETSU (11/17/17)
	4		Lamb, Anthony vs Vermont (11/12/17)
	4		Bell-Haynes, Trae vs Vermont (11/12/17)
	4		Toolson, Conner vs Utah Valley (11/10/17)
	4		Nakwaasah, Ben vs Utah Valley (11/10/17)



2017-18 Kentucky Men's Basketball  
 Kentucky Team Game-by-Game Comparison (as of Nov 20, 2017)  
 All games



Opponent	1st	2nd	Score	Mar	Total FG	FG Pct	3-Pointers	3FG Pct	Free Throws	FT Pct	Rebounds	Assist	T/Over	Block	Steal	Fouls
UTAH VALLEY	25/34	48/29	73-63	+10	26-66/23-56	.394/.411	5-15/5-18	.333/.278	16-23/12-18	.696/.667	38/39 (1)	17/12	14/20	8/8	11/8	18/20
VERMONT	36/24	37/45	73-69	+4	26-56/26-58	.464/.448	3-9/10-29	.333/.345	18-23/7-13	.783/.538	36/27 +9	15/14	10/7	4/1	3/1	17/18
#4/3 Kansas	33/34	28/31	61-65	(4)	23-55/24-68	.418/.353	3-13/8-28	.231/.286	12-18/9-16	.667/.563	39/39 -	14/17	18/11	10/2	7/12	20/15
ETSU	36/30	42/31	78-61	+17	33-58/22-68	.569/.324	9-16/8-31	.563/.258	3-15/9-14	.200/.643	40/37 +3	17/14	22/16	8/2	6/8	20/19
TROY	41/25	29/37	70-62	+8	26-59/23-64	.441/.359	3-9/4-27	.333/.148	15-23/12-16	.652/.750	53/30 +23	13/9	16/6	2/5	3/5	16/20

Note: Game totals are displayed in the format TEAM/OPPONENT for each category