

2017-18 SCHEDULE

November 2017

10	SACRAMENTO STATE (N1)	SECN+	W, 101-70
12	GARDNER-WEBB (N1)	SECN+	W, 72-34
16	at Montana		W, 71-54
19	at Washington State	Pac-12.com	W, 73-68
22	MOREHEAD STATE (N1)	SECN+	W, 86-53
26	MARSHALL	SECN+	2 P.M.
30	at Baylor^	FoxCollegeSports	8 p.m.

December 2017

03	TENNESSEE TECH	SECN+	2 P.M.
05	EVANSVILLE	SECN+	7 P.M.
08	at Florida Gulf Coast		7 p.m.
10	at Miami (Fla.)		1 p.m.
17	LOUISVILLE	SEC NETWORK	3 P.M.
21	CALIFORNIA	SEC NETWORK	NOON
28	at Middle Tennessee		7:30 p.m.
31	TENNESSEE*!	SEC NETWORK	NOON

January 2018

04	at Texas A&M*	SEC Network	7 p.m.
07	GEORGIA*	SECN+	2 P.M.
11	at Florida*	SECN+	7 p.m.
15	at Vanderbilt*	SEC Network	7 p.m.
21	SOUTH CAROLINA*!	ESPNU	NOON
25	ALABAMA*	SECN+	7 P.M.
29	at Arkansas*	SEC Network	7 p.m.

February 2018

01	AUBURN*	SECN+	7 P.M.
04	LSU*!	SEC NETWORK	NOON
08	at Missouri*	SEC Network	9 p.m.
11	at Mississippi State*	ESPNU	2 p.m.
15	ARKANSAS*	SECN+	7 P.M.
18	at South Carolina*	SEC Network	3 p.m.
22	at Ole Miss*	SEC Network	8:30 p.m.
25	MISSISSIPPI STATE*ESPNU/ESPNU2		12/4 P.M.

March 2018

28-4	SEC Tournament (N2)	TBA
16-19	NCAA First & Second Rounds (N3)	TBA
23-26	NCAA Regionals (N4)	TBA

April 2018

30-1	NCAA Final Four (N5)	TBA
------	----------------------	-----

All Times Eastern (ET); * denotes SEC game; ^ denotes Big 12/SEC Challenge; ! denotes game played at Rupp Arena; N1 – Matthew Mitchell Classic (multi-team event) – Morehead, Ky. (Johnson Arena); Lexington, Ky. (Memorial Coliseum); N2 – SEC Tournament – Nashville, Tenn. (Bridgestone Arena); N3 – NCAA First & Second Rounds – TBD; N4 – NCAA Regionals – Albany, N.Y. (Times Union Center), Kansas City, Mo. (Sprint Center), Lexington, Ky. (Rupp Arena), Spokane, Wash. (Veterans Memorial Arena); N5 – NCAA Final Four – Columbus, Ohio (Nationwide Arena)

#BelieveInBlue

TELEVISION - SEC Network+

Play-by-Play: Jeff Picoro
Color Analyst: Christi Thomas

RADIO - UK Sports Network

Play-by-Play: Darren Headrick

ONLINE - ESPN3.com

LIVE GAME STATS ON YOUR LAPTOP!
kentucky.statbroadcast.com (home games only)
Passcode: ukwbb

TICKETS

Tickets are available on ukathletics.com/tickets



SOCIAL MEDIA
@KentuckyWBB



(22/rv) Kentucky Wildcats vs. Marshall Thundering Herd


Sunday, Nov. 26, 2017 • 2 p.m. ET • SEC Network+
Lexington, Ky. • Memorial Coliseum (8,000)

UK Media Relations • (859) 257-3838 • www.ukathletics.com
Kentucky WBB Contacts: **Evan Crane** (wesley.crane@uky.edu) and **Karlie Kinneer** (karlie.kinneer@uky.edu)

GAME CENTER

KENTUCKY

Record: 5-0 (0-0 SEC)
H: 3-0 | **A:** 2-0 | **N:** 0-0
Ranking: 22/rv
RPI: n/a



Last Game: W, 86-53 vs. Morehead State on Nov. 22, 2017

Coach: Matthew Mitchell (Mississippi St, 1995)
Overall: 276-129 (.681) (13th season)
at UK: 246-100 (.710) (11th season)

MARSHALL

Record: 1-3 (0-0 C-USA)
H: 1-2 | **A:** 0-1 | **N:** 0-0
Ranking: not ranked
RPI: n/a



Last Game: L, 54-52 vs. Marshall on Nov. 22, 2017

Coach: Tony Kemper (Fort Hays, 2001)
Overall: 1-3 (.250) (1st Season)
at MU: 1-3 (.250) (1st Season)

QUICK NOTES

- Kentucky is in its 44th season of varsity women's basketball with a 788-515 (.604) all-time record.
- The Wildcats have had great success in Memorial Coliseum, sitting at 433-152 (.740) overall in the historic building, including a 143-23 (.861) mark under head coach Matthew Mitchell.
- Kentucky has started its season with a 5-0 record for the first time since the 2015-16 season when UK began the year 11-0. This is the sixth time UK has started a season 5-0 under Mitchell.
- UK's win this season have come against Sacramento State, Gardner-Webb, at Montana, at Washington State - who was receiving votes in the AP Preseason Top 25 - and vs. Morehead State. A win against Marshall would give Kentucky a 6-0 start to the season for the fifth time under Mitchell and only the ninth time in program history.
- Kentucky's offense has been very efficient in its first five games. UK is hitting 46.4 percent from the field and 36.9 percent from long range. The Wildcats are averaging 80.6 points per game and have a 1.5 assist-turnover ratio. Compared to late season through five games, UK was hitting 45.6 percent from the field, 35.1 percent from 3, averaging 77.4 points per game and had a 1.4 assist-turnover ratio.
- The Wildcats have already had 12 players score in a game this season, which if the season ended today, would be the most players to score at least one point in a season for the Wildcats since 12 players scored during the 2013-14 season. If UK reaches 13 players to score it would mark the first time since the 2012-13 season that UK has accomplished that feat.

STARTING FIVE



#4 MACI MORRIS G 6-0 Jr. Pineville, Ky.

- Has started every game of her UK career, averaging 10.5 points per game in her career.
- Scored a season-best 20 points at Washington State with six rebounds and one assist.
- Team leader in career 3s hit with 115, ranking tied for seventh most in program history.



#20 DORIE HARRISON C 6-3 Fr. Nashville, Tenn.

- Started in season opener vs. Sac. State with 10 points, nine rebounds and three assists.
- Had nine points and eight rebounds in Kentucky's win at Montana, adding and assist.
- Gifted rebounder and shows great focus and intensity on the defensive end.



#22 MAKENZIE CANN G 6-1 Sr. Lawrenceburg, Ky.

- Shined in season opener with 17 points and six rebounds, hitting four 3s.
- Has back-to-back double-doubles with 15 points and 10 rebounds vs. Wash. State and MSU.
- Lead UK in 3-pointers hit this season with 14 while averaging 6.6 rebounds per game.



#24 TAYLOR MURRAY G 5-6 Jr. Odenton, Md.

- Led all scorers with 22 points, five rebounds and three assists in opener vs. Sac. State.
- Third career double-double against Montana with 18 points, 12 rebounds and 3 assists.
- Incredible line vs. Wash. State with 13 points, seven rebounds, eight assists and four steals.



#45 ALYSSA RICE C 6-3 Sr. Reynoldsburg, Ohio

- Has played in 98 career games with 48 starts, including 33 games and 30 starts in 2016-17.
- Tied her career high in points scored with 11 against Gardner-Webb adding 8 rebounds.
- Strong performance at Montana with 8 points, 9 rebounds and one block in 23 minutes.

EIGHT STRAIGHT NCAA TOURNAMENTS

FIVE SWEET 16 & THREE ELITE EIGHT APPEARANCES IN LAST EIGHT SEASONS

TELEVISION CHART



LASHAE HALSEL
FORWARD

0

6-0 – Jr.
Bowling Green, Ky.
(Warren Central HS)



PAIGE POFFENBERGER
GUARD

2

5-8 – Soph.
Morgantown, W.Va.
(Morgantown HS)



KEKE MCKINNEY
FORWARD

3


6-1 – Fr.
Knoxville, Tenn.
(Fulton HS)



MACI MORRIS
GUARD

4

6-0 – Jr.
Pineville, Ky.
(Bell County HS)



AMANDA PASCHAL
GUARD

12

5-7 – Jr. – TR
Brooklyn, N.Y.
(ChIPLEY HS/Gulf Coast St. JC)



TATYANA WYATT
FORWARD

14

6-2 – Fr.
Columbus, Ga.
(Columbus HS)



JESSICA HARDIN
GUARD

15

5-8 – R-Sr.
Monticello, Ky.
(Wayne County HS/
Bellarmine)



DORIE HARRISON
CENTER

20

6-3 – Fr.
Nashville, Tenn.
(Hillsboro HS)



OGECHI ANYAGALIGBO
FORWARD

21

6-1 – Jr.
Miami, Fla.
(Miami County Day HS/
Stony Brook)



MAKENZIE CANN
GUARD

22

6-1 – Sr.
Lawrenceburg, Ky.
(Anderson County HS/
Cincinnati)



KAMERON ROACH
GUARD

23

5-6 – Fr.
Hopkins, S.C.
(Lower Richland HS)



TAYLOR MURRAY
GUARD

24

5-6 – Jr.
Odenton, Md.
(Annapolis Area Christian HS)

COACHING STAFF



JAIDA ROPER
GUARD

32

5-6 – Soph.
Memphis, Tenn.
(Houston HS)



ALYSSA RICE
FORWARD

45

6-3 – Sr.
Reynoldsburg, Ohio
(Reynoldsburg HS)



MATTHEW MITCHELL
HEAD COACH

11th

Season
Louisville, Miss.
(Mississippi State, '95)



KYRA ELZY
ASSOCIATE HEAD COACH

2nd

(6th overall at UK)
LaGrange, Ky.
(Tennessee, '99, '01)



NIYA BUTTS
ASSISTANT COACH

2nd

(7th overall at UK)
Americus, Ga.
(Tennessee, '00/TTU, '02)



LIN DUNN
ASSISTANT COACH

2nd

Season
Dresden, Tenn.
(UT Martin, '69)

PRONUNCIATION GUIDE

Ogechi Anyagaligbo (oh-GECH-ee on-ya-gull-LEE-bo)

Jaida Roper (JAY-duh)

Amanda Paschal (PAS-kel)

2 LaShae Halse (luh-SHAY HALL-sull)

Tatyana Wyatt (TOT-e-on-uh)

2017-18 KENTUCKY WBB ROSTER

NUMERICAL

No.	Name	Pos.	Cl.	Ht.	Hometown/High School/Previous College
0	LaShae Halsel	F	Jr.	6-0	Bowling Green, Ky./Warren Central HS
2	Paige Poffenberger	G	So.	5-8	Morgantown, W.Va./Morgantown HS
3	KeKe McKinney	F	Fr.	6-1	Knoxville, Tenn./Fulton HS
4	Maci Morris	G	Jr.	6-0	Pineville, Ky./Bell County HS
12	Amanda Paschal	G	Jr.	5-7	Brooklyn, N.Y./Chipleigh HS/Gulf Coast State
14	Tatyana Wyatt	F	Fr.	6-2	Columbus, Ga./Columbus HS
15	Jessica Hardin	G	R-Sr.	5-8	Monticello, Ky./Wayne County HS/Bellarmino
20	Dorie Harrison	C	Fr.	6-3	Nashville, Tenn./Hillsboro HS
21	Ogechi Anyagaligbo	F	Jr.	6-1	Miami, Fla./Miami Country Day/Stony Brook
22	Makenzie Cann	G	Sr.	6-1	Lawrenceburg, Ky./Anderson County HS/Cincinnati
23	Kameron Roach	G	Fr.	5-6	Hopkins, S.C./Lower Richland HS
24	Taylor Murray	G	Jr.	5-6	Odenton, Md./Annapolis Area Christian
32	Jaida Roper	G	So.	5-6	Memphis, Tenn./Houston HS
45	Alyssa Rice	C	Sr.	6-3	Reynoldsburg, Ohio/Reynoldsburg HS

ALPHABETICAL

No.	Name	Pos.	Cl.	Ht.	Hometown/High School/Previous College
21	Ogechi Anyagaligbo	F	Jr.	6-1	Miami, Fla./Miami Country Day/Stony Brook
22	Makenzie Cann	G	Sr.	6-1	Lawrenceburg, Ky./Anderson County HS/Cincinnati
0	LaShae Halsel	F	Jr.	6-0	Bowling Green, Ky./Warren Central HS
15	Jessica Hardin	G	R-Sr.	5-8	Monticello, Ky./Wayne County HS/Bellarmino
20	Dorie Harrison	C	Fr.	6-3	Nashville, Tenn./Hillsboro HS
3	KeKe McKinney	F	Fr.	6-1	Knoxville, Tenn./Fulton HS
4	Maci Morris	G	Jr.	6-0	Pineville, Ky./Bell County HS
24	Taylor Murray	G	Jr.	5-6	Odenton, Md./Annapolis Area Christian
12	Amanda Paschal	G	Jr.	5-7	Brooklyn, N.Y./Chipleigh HS/Gulf Coast State
2	Paige Poffenberger	G	So.	5-8	Morgantown, W.Va./Morgantown HS
45	Alyssa Rice	C	Sr.	6-3	Reynoldsburg, Ohio/Reynoldsburg HS
23	Kameron Roach	G	Fr.	5-6	Hopkins, S.C./Lower Richland HS
32	Jaida Roper	G	So.	5-6	Memphis, Tenn./Houston HS
14	Tatyana Wyatt	F	Fr.	6-2	Columbus, Ga./Columbus HS

Coaching Staff

Head Coach: Matthew Mitchell (Mississippi State, 1995) – 12th season, 10th at Kentucky

Associate Head Coach: Kyra Elzy (Tennessee, 1999, 2001) – 2nd season, sixth at Kentucky

Assistant Coach: Niya Butts (Tennessee, 2000; Tenn. Tech, 2002) – 2nd season, seventh at Kentucky

Assistant Coach: Lin Dunn (UT Martin, 1969) – 2nd season

Support Staff

Assistant Athletics Director/Women's Basketball: Amy Tilley (Kentucky, 2007)

Director of Player Development: Amber Smith (Kentucky, 2011)

Exec. Associate AD/Women's Basketball Admin.: Rachel Baker (Berea, 1999; Ohio State, 2001)

Staff Support Associates: Beth Price (Kentucky, 2006), TBD

Coaching Video Coordinator: Daniel Boice (Arizona, 2014, 2016)

Creative Director: Kim Troxall (SCAD, 1994)

Senior Athletic Trainer: Courtney Jones (Purdue, 2001)

Nutrition Coach: Monica Fowler (Kentucky, 2010)

Team Physician: Dr. Robert Hosey (Virginia Tech, 1989)

Strength & Conditioning Coach: John Spurlock (Hanover College, 2005)

Academic Counselor: Tiffany Hayden (Kentucky, 2001)

Media Relations Director: Evan Crane (Kentucky, 2010)

Media Relations Assistant: Karlie Kinneer (Iowa State, 2015)

Equipment Manager: Kortez Wilson (Kentucky, 2014, 2016)

NATIONAL POLLS

The Associated Press Top 25

1	Connecticut (32)	3-0	800
2	Texas	3-0	740
3	South Carolina	4-0	712
4	Louisville	5-0	696
5	UCLA	3-0	672
6	Notre Dame	3-0	647
7	Mississippi State	3-0	617
8	Baylor	3-1	580
9	Ohio State	4-1	571
10	Oregon	3-1	478
11	West Virginia	3-0	439
12	Tennessee	2-0	416
13	Florida State	4-0	375
14	Stanford	2-2	361
15	Maryland	2-2	314
16	Duke	2-1	310
17	South Florida	3-0	265
18	Oregon State	2-1	255
19	Texas A&M	2-1	183
20	Marquette	1-1	155
21	California	2-1	151
22	KENTUCKY	4-0	144
23	Missouri	3-1	135
24	Arizona State	4-0	106
25	Michigan	2-1	93

Other UK opps receiving votes: Alabama 4, Georgia 3

USA Today/Coaches Top 25

1	Connecticut (32)	3-0	800
2	South Carolina	4-0	758
3	Mississippi State	3-0	678
4	Texas	3-0	668
4	UCLA	3-0	668
6	Notre Dame	3-0	665
7	Louisville	5-0	652
8	Ohio State	4-1	561
9	Baylor	3-1	560
10	Oregon	3-1	464
11	Florida State	4-0	440
12	Stanford	2-2	412
13	West Virginia	3-0	405
14	Tennessee	3-0	358
15	Maryland	2-2	355
16	South Florida	4-0	280
17	Duke	2-1	261
18	Oregon State	2-1	252
19	Missouri	3-1	142
20	Marquette	1-1	115
21	Depaul	3-1	100
22	Michigan	2-1	90
23	California	2-1	81
23	NC State	5-0	81
25	Texas A&M	2-1	78

Other UK opps receiving votes: KENTUCKY 75, Miami (Fla.) 18, Florida Gulf Coast (16), Middle Tennessee 5

WEEK-BY-WEEK

DATE	AP	COACHES
Preseason	RV	RV
Nov. 13/14	25	(no poll)
Nov. 20/21	22	RV

BY THE BIG BLUE NUMBERS

13,225 Season-high attendance vs. Arizona State, 8th highest in school history
 5,213 Average attendance for 2016-17, 14th nationally
 788 Number of wins in UK WBB history
 276 Career wins for Matthew Mitchell
 246 Wins at UK for Matthew Mitchell
 47 Number of ranked teams UK had defeated under Matthew Mitchell
 12 Consecutive years UK has participated in postseason play
 8 Consecutive NCAA Tournament appearances
 2 Number of UK players selected in 2017 WNBA Draft

QUICK NOTES CONTINUED...

- Kentucky is 13-2 all-time against Marshall in women's basketball. Sunday will mark the first time the two teams have met since a Dec. 12, 2004 meeting at Marshall that the Wildcats won 73-55. The Wildcats have won each of the last two meetings and six of the last seven meetings in the series. UK holds a 8-0 record against Marshall in Lexington.
- The Wildcats are 58-31 all-time against teams from the current alignment of Conference USA. Middle Tennessee is the only other team the Wildcats will play from the conference this season.
- UK started the season by winning two games at home as part of the Matthew Mitchell Classic hosted by Morehead State. The Wildcats took down Sacramento State 101-70 behind a strong offensive performance while they used a defensive effort to defeat Gardner Webb.
- The Wildcats showed their potential for an explosive offense in the season opener by scoring a program-record 31 first-quarter points. The previous high was 27 vs. Morehead State and Tennessee Tech in 2015. UK's 56 first-half points vs. Sacramento State were the second-most points scored in the first half of a season opener in the Matthew Mitchell era (58 vs. Appalachian State, 11/14/14).
- Conversely, against Gardner-Webb the Wildcats showed they can play some elite defense, limiting the Bulldogs to just 34 points in the game, including four points in both the second quarter and fourth quarter. GWU hit only one field goal in the fourth quarter.
- Kentucky went on two separate 19-0 runs against Gardner-Webb.
- UK played all 12 eligible players in the season opener vs. Sacramento State with 10 scoring at least one point. UK also played all 11 eligible players against Gardner-Webb with 10 scoring.
- The Wildcats entered the week off an impressive two-game road trip out west posting wins over Montana and Washington State, who was receiving votes in the preseason AP Top 25. The Wildcats used a come-from-behind effort in both games, falling behind two against Montana in the second quarter before outscoring the Lady Griz 44-27 in the second half to earn the win. The Wildcats scored a season-low seven points in the second quarter at Montana before 20 points in the third quarter and 24 in the fourth quarter. Taylor Murray was the leader with her second career double-double with 18 points and 12 rebounds.
- UK had its slowest start of the season at Washington State, falling behind by 11 points in the second quarter after starting ice cold from the field. It was a different story late in the second quarter and the rest of the game, as UK erased a 11-point deficit to have a 10 point lead late in the third period thanks to hitting seven combined 3s in the second and third periods combined. UK's defense came through late at Washington State as the Wildcats had two steals late in the game that helped build up a 73-68 win.
- Kentucky's five newcomers are getting some quality time on the floor early this season. The five have combined to play 302 minutes so far this season, which is almost a third of the team's total minutes. That figure is more impressive when you consider Tatyana Wyatt, who played 15 minutes in the season opener, has missed every game since due to being in concussion protocol. All five newcomers played and scored in UK's season opener.
- UK's guard have showed great ball control this season as Taylor Murray and Jaida Roper have combined to play 264 minutes over five games and only committed 15 turnovers. Murray has played 146 minutes and has seven turnovers, while Roper has played 118 minutes and has eight turnovers.
- Maci Morris leads Kentucky in scoring this season, averaging 15.4 points per game along with 4.8 rebounds per game and 13 made 3s. Taylor Murray is averaging 13.6 points per game and 6.0 rebounds per game with a team-best 23 assists, while Makenzie Cann is averaging 13 points and 6.6 rebounds per game with a team-best 14 made 3s. Tatyana Wyatt is the fourth Wildcat averaging double figures after scoring 13 points in the team's season opener.
- Maci Morris is making her way up the all-time 3-point field goals made list at Kentucky. The native of Pineville, Ky., has hit 115 career 3s which ties her for seventh all-time in UK history. Morris needs 47 more to tie Jenny Pfeiffer (2003-07) for sixth all-time.
- Alyssa Rice is having a great season on and off the court. On the court, the senior is averaging 7.8 points and 8.0 rebounds per game with a team-best six blocks. Off the court, Rice was named the chair of the SEC WBB Leadership Council and was tabbed by the league office to the NCAA Competition Committee.
- Murray was tabbed by league coaches to the Preseason All-SEC Second Team. Murray averaged 12.2 points per game last season and paced the team with 3.9 assists per game. She is leading the team with 15.3 ppg this season, adding 7.0 rebounds per game and a team-best 17 assists.
- Junior forward Ogechi Anyagaligbo will miss the 2017-18 season due to sustaining a torn ACL in Kentucky's exhibition game vs. Southern Indiana.
- Freshman Tatyana Wyatt has missed each of UK's last three games in concussion protocol.

2017-18 SEC STANDINGS

Team	SEC	Pct.	All	Pct.
Kentucky	0-0	.000	5-0	1.000
Mississippi State	0-0	.000	5-0	1.000
South Carolina	0-0	.000	5-0	1.000
Tennessee	0-0	.000	5-0	1.000
Georgia	0-0	.000	4-0	1.000
Ole Miss	0-0	.000	4-1	.800
Missouri	0-0	.000	4-1	.800
Auburn	0-0	.000	3-1	.750
Texas A&M	0-0	.000	3-1	.750
Alabama	0-0	.000	4-2	.667
Arkansas	0-0	.000	3-2	.600
Florida	0-0	.000	3-3	.500
LSU	0-0	.000	2-3	.400
Vanderbilt	0-0	.000	1-5	.167

- Regular season co-champions
 ^ - Tournament champions

QUICK FACTS

Location: Lexington, Ky.
 Founded: 1865
 Enrollment: 30,000
 Nickname: Wildcats
 Colors: Blue (PMS 286) and White
 Conference: Southeastern (Eastern Division)
 Arena: Memorial Coliseum (8,000)
 President: Dr. Eli Capilouto
 Athletics Director: Mitch Barnhart
 Faculty Representative: Dr. Joseph L Fink III

COACHING STAFF

Head Coach: Matthew Mitchell
 Assistant Coaches: Kyra Elzy, Niya Butts, Lin Dunn

MEDIA RELATIONS

Asst. Media Relations Dir./WBB Contact
 Evan Crane
 270-559-8120 · cell
 wesley.crane@uky.edu
 Twitter: @EvanCraneKy
 Media Relations Assistant (No. 2 WBB Contact)
 Karlie Kinneer
 515-460-1285 · cell
 karlie.kinneer@uky.edu
 Twitter: @KarlieKinneer

WHO'S UP NEXT?



at Baylor
 Thursday, Nov. 30
 8 p.m. ET
 The Ferrell Center (10,284)
 Fox College Sports

UK WBB ON SOCIAL MEDIA

Kentucky women's basketball is one of the most popular programs on Twitter. UK's account ranks third nationally, while head coach Matthew Mitchell has the fourth-most followers among Division I women's basketball coaches.

@KentuckyWBB - 4th Nationally with 36,005 followers
 @UKCoachMitchell - 3rd Nationally with 31,281 followers

KENTUCKY'S RECORD WHEN...

	ALL	SEC
Leading or tied at halftime	4-0	0-0
Trailing at halftime	1-0	0-0
Shoot 50 percent or higher	2-0	0-0
Shoot 60 percent or higher	0-0	0-0
Shoot less than 50 percent	3-0	0-0
Shoot higher percentage than opp.	5-0	0-0
Shoot lower percentage than opp	0-0	0-0
Opp. shoot worse than 50 percent	5-0	0-0
Opp. shoot 50 percent or higher	0-0	0-0
Opp. shoot 60 percent or higher	0-0	0-0
Score less than 60 points	0-0	0-0
Score 60 or more points	5-0	0-0
Score 70 or more points	5-0	0-0
Score 80 or more points	2-0	0-0
Score 90 or more points	1-0	0-0
Score 100 or more points	1-0	0-0
Opp. score 30 or less points	0-0	0-0
Opp. score 40 or less points	1-0	0-0
Opp. score 50 or less points	1-0	0-0
Opp. score 60 or less points	3-0	0-0
Opp. score 70 or less points	5-0	0-0
Opp. score 80 or less points	5-0	0-0
Opp. score 60 or more points	2-0	0-0
Opp. score 70 or more points	1-0	0-0
Opp. score 80 or more points	0-0	0-0
Opp. score 90 or more points	0-0	0-0
Outrebound or same as opponent	5-0	0-0
Outrebounded by opponent	0-0	0-0
Commit fewer turnovers than opp.	3-0	0-0
Commit same turnovers as opp.	0-0	0-0
Commit more turnovers than opp.	2-0	0-0
Commit single digit turnovers	1-0	0-0
Force 20 or more turnovers	0-0	0-0
Force 25 or more turnovers	0-0	0-0
Force 30 or more turnovers	0-0	0-0
Force 40 or more turnovers	0-0	0-0
Make 6 or more 3-pointers	4-0	0-0
Make 5 or fewer 3-pointers	1-0	0-0
Opp. make 6 or more 3-pointers	0-0	0-0
Opp. make 5 or fewer 3-pointers	5-0	0-0
Game decided by 10 pts or less:	1-0	0-0
Game decided by 1-5 pts:	0-0	0-0
Game decided by 6-10 pts:	0-0	0-0
Game decided by 11-15 pts:	0-0	0-0
Game decided by 16+ pts:	4-0	0-0
Overtime games:	0-0	0-0
Television games:	4-0	0-0
SEC Network+	3-0	0-0
ESPNU	0-0	0-0
ESPN	0-0	0-0
ESPN2	0-0	0-0
SEC Network	0-0	0-0
Pac-12 Network	1-0	0-0
Games vs. AP ranked opponents:	0-0	0-0
Games vs. AP Top 10	0-0	0-0
Games following a loss:	0-0	0-0
Games following a win:	4-0	0-0
More points in the paint than opp.:	3-0	0-0
Fewer points in the paint than opp.:	1-0	0-0
Same points in the paint than opp.:	1-0	0-0
More points off turnovers:	5-0	0-0
Fewer points off turnovers:	0-0	0-0
Same points off turnovers:	0-0	0-0
More bench points than opp.:	3-0	0-0
Fewer bench points than opp.:	2-0	0-0
Same bench points as opp.:	0-0	0-0
More 2nd-chance points than opp.:	3-0	0-0
Fewer 2nd-chance points than opp.:	2-0	0-0
Same 2nd-chance points as opp.:	0-0	0-0
One UK player scores 10+:	0-0	0-0
Two UK players score 10+:	0-0	0-0
Three UK players score 10+:	2-0	0-0
Four UK players score 10+:	2-0	0-0
Five UK players score 10+:	1-0	0-0
Six UK players score 10+:	0-0	0-0
Seven UK players score 10+:	0-0	0-0
Eight UK players score 10+:	0-0	0-0
On Monday:	0-0	0-0
On Tuesday:	0-0	0-0
On Wednesday:	1-0	0-0
On Thursday:	1-0	0-0
On Friday:	1-0	0-0
On Saturday:	0-0	0-0
On Sunday:	2-0	0-0
In November:	5-0	0-0
In December:	0-0	0-0
In January:	0-0	0-0
In February:	0-0	0-0
In March:	0-0	0-0
In April:	0-0	0-0

- Kentucky has won 68 consecutive regular-season non-conference games in Memorial Coliseum, dating back to Dec. 19, 2008 vs. Alabama A&M. The Wildcats are 3-0 in non-conference games inside Memorial Coliseum this season.
- For the eighth straight year, UK began its season ranked or receiving votes inside in the USA Today/Coaches' and AP Preseason Top 25, receiving votes in both listings. The Wildcats have already moved up to No. 22 in the AP Top 25.
- Kentucky is scheduled to play 15 games against teams inside the AP or Coaches' Top 25, including No. 2/3 South Carolina (twice), No. 4/7 Louisville, No. 7/3 Mississippi State (twice), No. 8/9 Baylor, No. 12/14 Tennessee, No. 19/25 Texas A&M, No. 21/23 Cal, No. 23/19 Missouri and Alabama, Georgia Miami, FGCU and Middle Tennessee, who are receiving votes. In all, 16 of Kentucky's 27 regular-season opponents were either ranked or receiving votes in either preseason listing.
- Kentucky had three wins against ranked teams last season, taking down then-No. 14 Miami (Fla.), then-No. 12 Oklahoma and then-No. 3 Mississippi State. UK also had wins over Belmont, Missouri, Alabama, LSU, Auburn and Florida who were ranked or receiving votes last season.
- In 44 years of varsity women's basketball, Kentucky has 88 wins over ranked opponents, including 47 of those wins coming under Mitchell.
- The Wildcats have won 20 or more games 18 times in 43 years of varsity basketball, including a school-record eight in a row. It's important to note that UK had just 10 20-win seasons in its first 33 years of varsity women's basketball, but has eight in 10 seasons of the Matthew Mitchell era.
- The Wildcats advanced to the semifinals of the SEC Tournament for the eighth straight season, which is the longest active streak in the league.
- Combined the Kentucky women's basketball coaching staff has compiled over 80 years of experience at the Division I level, including coaching or playing in a combined 38 NCAA Tournaments with eight Final Fours, four national championships and a WNBA Championship. Elzy and Butts are in their second stint in Lexington after serving on Mitchell's staffs before. Butts was an associate head coach on Mitchell's first staff at Kentucky before Elzy joined the staff for four successful seasons. Dunn, who is a Women's Basketball Hall of Famer, has over 40 years of coaching experience, including three decades in the collegiate ranks.
- A key task this season will be replacing the All-America production of Makayla Epps and Evelyn Akhator, who combined to average 33.6 of the team's 70.9 points last season. Even with the loss of Epps/Akhator, UK still returns 52.6% of its scoring, 58.0% of its rebounding, 50.3% of its made field goals, 76.9% of its made 3-pointers and 64.7% of its assists from last season. In all, the Wildcats return eight of 11 eligible players.
- Kentucky is coming off a 22-11 record last season that saw the Wildcats make a school-record eighth straight appearance in the NCAA Tournament. The Wildcats also hosted the first and second rounds of the event for the fourth straight season.
- UK finished No. 18 in The Associated Press Top 25 and No. 25 in the USA Today/Coaches Top 25. It was the eighth straight season the Wildcats have finished inside the top 25 of both national listings.
- Mitchell's 2016-17 squad, which finished with the No. 14 overall RPI in the final NCAA RPI report, played the second-toughest schedule in the nation in 2016-17 with 25 of its 33 games being played against teams that finished in the top 100 of the NCAA RPI report. The Wildcats played 13 games against top-25 RPI teams with four wins, while it had six wins against RPI top 50 teams.

SCOUTING MARSHALL

- Marshall enters Sunday's game with a 1-3 overall record. The Thundering Herd dropped their last game on Wednesday at home to Ohio, 52-54 and have lost three straight games after starting the year with a win.
- Shayna Gore paced the Thundering Herd against Ohio, scoring a game-high 20 points with two rebounds and two assists. Ekaterina Zhibareva scored 11 points with five rebounds, while Asheika Alexander had 10 points with 14 rebounds. Marshall had 28 turnovers in the game and allowed Ohio to score 32 points off those miscues. MU shot 40.9 percent from the field and 35.7 percent from long range while outrebounding Ohio 53-33.
- Marshall started its season with a 90-45 victory over Longwood at home before falling to Penn State 80-65 in Huntington. The Thundering Herd lost its first true road game of the year 85-76 at Cleveland State.
- Although Tony Kemper has been with the Marshall program for five seasons, this is his first as head coach. He welcomes several talented newcomers to this year's roster on top of the Herd returning Gore - the team's leading scorer last year after averaging 17.5 points per game. Marshall started last season 12-7 before losing 10 of its last 11 games to miss postseason play.

SERIES HISTORY VS. MARSHALL

- Kentucky is 13-2 all-time against Marshall in women's basketball. Sunday will mark the first time the two teams have met since a Dec. 12, 2004 meeting at Marshall that the Wildcats won 73-55. The Wildcats have won each of the last two meetings and six of the last seven meetings in the series. UK holds a 8-0 record against Marshall in Lexington.

SERIES HISTORY VS. CURRENT ALIGNMENT OF THE C-USA

- Kentucky holds a 58-31 all-time record against teams from the current alignment of Conference USA. Morehead State is the first of two C-USA teams UK is scheduled to play this season with the other being Middle Tennessee on Dec. 28.
- UK's record against teams from the OVC: 2-0 vs. FAU, 2-0 vs. FIU, 0-3 vs. Louisiana Tech, 13-2 vs. Marshall, 15-4 vs. Middle Tennessee, 3-8 vs. Old Dominion, 1-0 vs. Rice, 3-0 vs. Southern Miss, 4-0 vs. UAB and 15-14 vs. WKU.

LAST TIME VS. MARSHALL

- Kentucky's freshmen combined for 45 points and 16 rebounds to lead UK to a convincing 73-55 win over Marshall on Dec. 12, 2004 in front of a Mid-American Conference record 7,017 fans in the Cam Henderson Center. Rookie center Sarah Elliott led the way with a career-high 22 points on 9-of-15 shooting from the field, 18 coming in the second half. Fellow newcomer Samantha Mahoney added 13 points and a career-high seven assists while freshman guard/forward Chante' Bowman, chipped in 10 points on 5-for-7 shooting.
- The Wildcats shot a season-high 55.8 percent (29-of-52) from the field for the game. Kentucky held Marshall to just 32.8 percent (21-of-64) from the floor. Marshall was led by KaShawna Curry's 10 points and seven rebounds.

2017-18 GAME NOTES

OFFENSE CONTINUES STRONG START

The Kentucky offense has had a strong start to the season scoring 70+ points in every game, including 80 or more points twice. Kentucky started the season by posting 101 points against Sacramento State, marking just the 17th time under Matthew Mitchell UK has scored 100 or more points in the game. The Wildcats scored a program-record 31 first-quarter points to start the impressive showing, while its 56 first-half points were the second-most points scored in the first half of a season opener in the Matthew Mitchell era (58 vs. Appalachian State, 11/14/14).

Kentucky has hit 41.5% from the field or better in every game this season, including 50 percent from the field against Sacramento State and 56.4 percent from the field against Morehead State. This is the first time since 2014-15 that Kentucky has scored 71 points or more in each of its first five games.

When comparing this year's offensive numbers to previous year's through the first five games, it appears the Wildcats are on track for another impressive offensive season.

Statistic	2013-14	2014-15	2015-16	2016-17	2017-18
FG%	.483	.420	.493	.456	.464
3FG%	.389	.282	.444	.351	.369
FT%	.675	.659	.694	.688	.761
Points/game	97.2	83.6	85.4	77.4	80.6
Assist/TO ratio	1.2	0.8	1.2	1.4	1.5

CATS GETTING IT DONE ON CHARITY STRIPE

Kentucky is an impressive 67-for-88 from the free-throw line so far this season, which is good for 76.1 percent. That high percentage would be the second best in program history if the season ended today, only below the 1983-84 team hitting 78.8 percent from the free-throw line. Taylor Murray leads Kentucky sitting 19-for-19 from the line, while Maci Morris is 10-for-11 and Makenzie Cann is 7-for-7.

MITCHELL'S DEFENSIVE FUNDAMENTALS PAYING OFF

You don't have to spend too much time around Matthew Mitchell to understand his importance on defensive fundamentals. So far this season, the Wildcats have showed they aren't where they need to be but are improving every day. UK's best defensive performance came against Gardner-Webb, limiting the Running' Bulldogs to just 34 points on 14-of-55 shooting in a 72-34 win inside Memorial Coliseum.

When comparing this year's defensive numbers to previous year's through the first five games, it appears the Wildcats' emphasis on the fundamentals is paying off.

Statistic	2013-14	2014-15	2015-16	2016-17	2017-18
FG% Def.	.344	.413	.330	.318	.323
3FG% Def.	.239	.317	.261	.302	.211
Pts allowed/game	55.8	69.0	57.6	56.2	55.8

COMEBACK CATS STRIKE IN PULLMAN

Kentucky erased a 11-point deficit in the second quarter to earn a hard-fought, come-from-behind victory at Washington State on Nov. 19. UK trailed by 11 with 3:26 left in the second quarter before Makenzie Cann hit three 3s in UK's next four possessions to help cut the lead to 35-34 at halftime. In the second half, it was junior Maci Morris who answered the call scoring 17 points to power the Wildcats to the win. Cann ended the game with her first career double-double with 15 points and 10 rebounds, while Taylor Murray had 13 points, eight assists and seven rebounds.

UK's defense came up big late in the game. After a jumper by Amanda Paschal with just over two minutes to go, Alyssa Rice got a big-time block and was fouled on the ensuing possession. After making 1-of-2 from the free-throw line, Morris came up with a huge steal near midcourt and was fouled making both foul shots to give UK a three-point lead. Taylor Murray followed suit with a steal at midcourt again to give UK another possession. The Wildcats iced the game after two free throws from Cann with 7 seconds to go after a missed 3 by Washington State. Paschal was huge in the game, playing 15 minutes going 4-of-7 from the field for a career-best eight points. She also added three assists and three rebounds.

CATS PASS FIRST TRUE-ROAD TEST AT MONTANA

Matthew Mitchell got exactly what he wanted out of Kentucky's first true road test of the season: a victory and a test. After Montana took its only lead of the game in the second quarter and a loud crowd got into the game the Wildcats were staring down a tough road ahead. But after evening the score going into the break, UK outscored Montana 44-27 in the second half to earn the win. The road win was important for the Wildcats, who did not have success on the road early last season. Kentucky didn't earn its first true-road win last season until Jan. 12 against Alabama going 0-5 before that in true road tests.

TOP TO BOTTOM SCORING

6 With five newcomers on the squad Matthew Mitchell knew before the season started that depth was

DOUBLE-DOUBLES

TAYLOR MURRAY: 3 CAREER (3 SEASON)

2017-18 (1)
18 points - 12 rebounds at Montana, 11-16-17
2016-17 (2)
11 points - 13 rebounds at LSU, 1-19-17
18 points - 13 rebounds at Missouri, 1-30-17

MACI MORRIS: 1 CAREER (1 SEASON)

2017-18 (1)
10 points, 10 rebounds vs. Gardner-Webb, 11-12-17

MAKENZIE CANN: 2 CAREER (2 SEASON)

2017-18 (3)
15 points, 10 rebounds at Wash. State, 11-19-17
15 points, 10 rebounds vs. Morehead St., 11-22-17

CAREER 20-POINT GAMES

Taylor Murray	3
21	at Louisville 12/4/16
23	at Tennessee 1/1/17
29	at South Carolina 2/26/17
22	vs. Sacramento State 11/10/17

Makenzie Cann	1
20	vs. New Hampshire 11/17/16

Maci Morris	2
29	vs. Arizona State 12/11/16
20	at Washington State 11/19/17

MITCHELL TOP 10 SEC WINS

Kentucky women's basketball head coach Matthew Mitchell has had a great tenure with the Wildcats and earned 102 career wins in Southeastern Conference play. That win total ranks him second amongst active coaches in the league in career SEC head coaching wins and 10th all-time. An updated career win list is below.

1. 306 - Pat Summitt, Tennessee
 2. 273 - Andy Landers, Georgia
 3. 141 - Van Chancellor, Ole Miss/LSU (100 - Ole Miss / 41 - LSU)
 4. 139 - Joe Ciampi, Auburn
 5. 132 - Sue Gunter, LSU
 6. 120 - Sharon Fanning, Kentucky/Miss. State (29 - Kentucky / 96 - Mississippi State)
 7. 115 - Melanie Balcomb, Vanderbilt
 8. 113 - Carol Ross, Florida/Ole Miss (84 - Florida / 29 - Ole Miss)
 9. 108 - Gary Blair, A&M/Arkansas* (54 - A&M / 54 - Arkansas)
 10. 102 - MATTHEW MITCHELL, KENTUCKY*
 11. 97 - Dawn Staley, South Carolina*
 12. 96 - Rick Moody, Alabama
- * denotes active coach

MATTHEW MITCHELL ERA

(2007-Present)	Total
Home Games.....	149-29
Memorial Coliseum.....	143-23
Rupp Arena.....	6-6
Road Games.....	67-49
Neutral Sites.....	33-18
SEC Games.....	102-54
Home.....	59-18
Road.....	43-36
Regular season, non-conference.....	110-26
Home.....	80-7
Road.....	24-16
Neutral.....	6-3
vs. ranked teams in non-conference.....	12-13
SEC Tournament.....	15-10
NCAA Tournament.....	16-8
WNIT.....	3-2
Leading or tied at halftime.....	198-25
Trailing at halftime.....	48-75
Shoot 50 percent or higher.....	39-3
Shoot less than 50 percent.....	207-97
Shoot higher percentage than opp.....	180-15
Shoot lower percentage than opp.....	64-83
Shooting same percentage as opp.....	2-2
Opp. shoots worse than 50 percent.....	238-68
Opp. shoots 50 percent or higher.....	8-32
Score fewer than 60 points.....	19-39
Score 60 or more points.....	221-57
Score 70 or more points.....	161-23
Score 80 or more points.....	93-5
Score 90 or more points.....	40-1
Score 100 or more points.....	17-0
Opp. scores 30 or fewer points.....	2-0
Opp. scores 40 or fewer points.....	17-0
Opp. scores 50 or fewer points.....	55-1
Opp. scores 60 or fewer points.....	137-11
Opp. scores 70 or fewer points.....	209-36
Opp. scores 80 or fewer points.....	231-69
Opp. scores 60 or more points.....	104-73
Opp. scores 70 or more points.....	33-54
Opp. scores 80 or more points.....	5-27
Opp. scores 90 or more points.....	2-8
Outrebounds or same as opponent.....	168-39
Outrebounded by opponent.....	78-61
Commits fewer turnovers than opp.....	198-52
Commits same turnovers as opp.....	3-7
Commits more turnovers than opp.....	45-41
Force 30 or more turnovers.....	30-1
Makes 6 or more 3-pointers.....	125-23
Makes 5 or fewer 3-pointers.....	121-77
Game decided by 10 pts or fewer.....	96-59
Game decided by 1-5 pts.....	46-25
Game decided by 11-15 pts.....	37-18
Game decided by 16+ pts.....	109-15
Overtime games.....	9-4
Televised games.....	157-70
Games vs. ranked opponents.....	47-53
Games vs. top 10 ranked opponents.....	16-32
Games following a loss.....	66-23
Games following a win.....	168-76
More points in the paint than opp.....	179-26
Fewer points in the paint than opp.....	58-64
Same points in the paint than opp.....	9-10
More bench points than opp.....	180-43
Fewer bench points than opp.....	63-56
Same bench points as opp.....	3-1
More 2nd-chance points than opp.....	163-51
Fewer 2nd-chance points than opp.....	64-41
Same 2nd-chance points as opp.....	19-8
On Monday.....	11-8
On Tuesday.....	10-5
On Wednesday.....	16-2
On Thursday.....	61-31
On Friday.....	35-5
On Saturday.....	24-12
On Sunday.....	89-37
In November.....	59-8
In December.....	45-16
In January.....	59-28
In February.....	45-26
In March.....	38-21
In April.....	0-1

STARTING LINEUP RECORDS

Team	F	C	G	G	G	Result
Sacramento St	Harrison	Rice	Cann	Murray	Morris	W, 101-70
Gardner-Webb	Harrison	Rice	Cann	Murray	Morris	W, 72-34
Montana	Harrison	Rice	Cann	Murray	Morris	W, 71-54
Wash. State	Harrison	Rice	Cann	Murray	Morris	W, 73-68
Morehead St.	Harrison	Rice	Cann	Murray	Morris	W, 86-53
Marshall						
Baylor						
Tenn. Tech						
Evansville						
FGCU						
Miami						
UofL						
Cal						
MTSU						
Tennessee						
TAMU						
Georgia						
Florida						
Vandy						
S. Carolina						
Alabama						
Arkansas						
Auburn						
LSU						
Missouri						
Miss. State						
Arkansas						
S. Carolina						
Ole Miss						
Miss. State						

Record by Lineups:

1.	Harrison	Rice	Cann	Murray	Morris	4-0
-----------	-----------------	-------------	-------------	---------------	---------------	------------

bold indicates last starting lineup used

going to be to his advantage this season after having a short bench the past two years. So far he has been correct. With 13 eligible players on the team - including five that have played in their first career games this season - UK has shown it has a balanced scoring attack with all 13 players already seeing playing time and 12 of those 13 having scored a point.

If the season ended today, 12 players scoring would be the most players to score at least one point in a season for the Wildcats since 12 players scored during the 2013-14 season. If UK reaches 13 players to score it would mark the first time since the 2012-13 season that UK has accomplished that feat.

In its first two games this season UK has had 10 players score a point, including 5 players scoring in double figures. Four scored 10+ against GWU and Morehead State.

All five newcomers not only played in the season opener, but scored, helping UK win the bench point battle 36-11 against Sacramento State. UK also won the bench point battle 28-0 against GWU and 33-13 against Morehead State.

SPECIALTY STATS GIVING UK THE EDGE

Kentucky's success the past few seasons could be attributed to its success in the specialty stats. Below is a look at how the Wildcats have used these typically very important stats to their advantage:

Points in the Paint	UK 170, Opps. 132
Points off Turnovers	UK 90, Opps. 45
Second-Change Points	UK 74, Opps. 45
Fast Break Points	UK 30, Opps. 4
Bench Points	UK 123, Opps. 71

TAYLOR MURRAY NAMED PRESEASON ALL-SEC SECOND TEAM BY LEAGUE COACHES

Junior guard Taylor Murray was tabbed to the Preseason All-Southeastern Conference Second Team by league coaches. Murray earned the honor due to her impressive sophomore season where she started all 30 games she played and averaged 12.2 points per game while leading the Wildcats with 3.9 assists per game.

She has lived up to the expectations, averaging 13.6 points per game this season. The native of Odenton, Md., is third on the team with 6.0 rebounds per game and paces the Wildcats with 23 assists and 10 steals. Murray is hitting 46.8 percent of her shot, including 5-of-15 from 3 and an impressive 15-for-15 from the free-throw line.

Murray has one double-double this season with 18 points and 12 rebounds against Montana, while she

TOP-10 HOME GAMES ATTENDANCES (! INCLUDES RUPP ARENA)

1.	23,705	Duke !	12/22/13
2.	22,075	Baylor !	11/17/14
3.	18,488	DePaul !	12/07/12
4.	17,150	Duke !	12/20/15
5.	14,508	Duke !	12/08/11
6.	14,425	Louisville !	12/10/15
7.	13,689	Tennessee !	01/26/06
8.	10,622	Old Dominion	02/05/83
9.	10,390	Rutgers !	01/12/80
10.	10,192	Louisville !	12/28/06

TOP-10 MEMORIAL COLISEUM ATTENDANCES

1.	10,622	Old Dominion	02/06/83
2.	8,429	Tennessee	01/29/04
3.	8,223	Auburn	02/18/83
4.	8,200	Tennessee	02/09/83
5.	8,130	Tennessee	01/23/00
6.	7,965	Tennessee	03/03/13
7.	7,963	Louisville	12/11/13
8.	7,961	Tennessee	01/12/12
9.	7,951	Louisville	12/04/11
10.	7,888	Florida	01/22/12

HOME COURT WINNING STREAKS (INCLUDES RUPP ARENA)

	Games	Began	Ended
1.	34	Feb. 13, 2011	Feb. 3, 2013
2.	30	Feb. 12, 1980	Jan. 31, 1982
3.	25	March 19, 2009	Jan. 9, 2010
4.	19	Feb. 23, 1982	Feb. 9, 1983
5.	14	Jan. 31, 1990	Jan. 27, 1991
6.	13	Jan. 30, 1984	Jan. 13, 1985
	13	March 2, 2014	Jan. 29, 2015
8.	11	Feb. 7, 1987	Jan. 7, 1988
	11	Feb. 10, 1979	Feb. 2, 1980
10.	10	Nov. 19, 2004	Jan. 27, 2005

KENTUCKY ATTENDANCE AVERAGES LAST 13 YEARS

Year	Total	(Games) Rank	Avg. PG
2003-04	72,533	(14 games) 16th	5,182
2004-05	90,663	(19 games) 20th	4,772
2005-06	77,411	(15 games) 20th	5,161
2006-07	87,943	(15 games) 13th	5,863
2007-08	85,769	(18 games) 23rd	4,756
2008-09	75,194	(17 games) 21st	4,423
2009-10	95,615	(17 games) 14th	5,624
2010-11	95,453	(15 games) 11th	6,364
2011-12	113,068	(18 games) 13th	6,282
2012-13	104,447	(17 games) 11th	6,144
2013-14	121,089*	(18 games) 9th	6,727*
2014-15	108,436	(17 games) 8th	6,379
2015-16	116,164	(18 games) 8th	6,454
2016-17	104,252	(20 games) 14th	5,213

* - SCHOOL RECORD



Memorial Coliseum (8,000)

- The Cats own a 433-152 (.740) overall in the historic building, including a 143-23 (.861) mark under head coach Matthew Mitchell.
- UK is 129-15 (.895) at home over the last nine seasons (including 7 games in Rupp Arena).
- The Cats have ranked in the top 25 nationally, and in the SEC's top four, in average attendance 14 straight seasons. UK ranked 14th nationally in average attendance with 5,213 fans per game last year.
- UK's 13-game home winning streak (the sixth-longest in school history) was snapped on Jan. 29, 2015 vs. Tennessee.



Rupp Arena (23,000)

- The Cats are 25-15 all-time in Rupp Arena (.625), including a 6-7 mark under Matthew Mitchell. (NOTE: UK's game against Washington in the 2016 Sweet 16 did not count as a home game, but does count in UK's record in the all-time building.)
- The second-highest attendance mark in school history was set on Nov. 17, 2014 when 22,075 fans witnessed UK's upset of No. 8/9 Baylor, 74-64.
- For the first time since the women's basketball Final Four in 1986, Rupp Arena and the University of Kentucky have been selected to host the NCAA regional tournament in 2016, 2017 and 2018 for women's basketball.
- Kentucky will play three games in Rupp Arena this season, squaring off against SEC foes South Carolina, LSU and Tennessee.

2016-17 NATIONAL AVERAGE ATTENDANCE

Team	Total	Avg	Games
1. So. Carolina	196,431	12,277	16
2. Tennessee	146,948	9,184	16
3. Iowa State	173,018	9,106	19
4. UConn	142,213	8,888	16
5. Louisville	165,115	8,256	20
6. Notre Dame	137,764	8,104	17
7. Miss. St.	86,328	6,641	13
8. Michigan St.	84,152	6,011	14
9. Purdue	89,099	5,940	15
10. Baylor	106,812	5,934	18
11. Maryland	97,497	5,735	17
12. Gonzaga	84,266	5,618	15
13. Ohio St.	93,921	5,218	18
14. Kentucky	104,252	5,213	20
15. Kansas St.	92,454	5,136	18

2016-17 NATIONAL TOTAL ATTENDANCE

Team	Total	Avg	Games
1. So. Carolina	196,431	12,277	16
2. Iowa State	173,018	9,106	19
3. Louisville	165,115	8,256	20
4. Tennessee	146,948	9,184	16
5. UConn	142,213	8,888	16
6. Notre Dame	137,815	8,104	17
7. Baylor	106,812	5,934	18
8. Kentucky	104,252	5,213	20
9. Maryland	97,497	5,735	17
10. Ohio State	93,921	5,218	18

MEDIA REQUESTS

CREDENTIAL REQUESTS

Requests for media credentials and parking passes for 2017-18 Kentucky WBB home games should be made to Evan Crane at wesley.crane@uky.edu. Requests for UK away games should go to the media relations office of the home team.

UK WEBSITE -- UKATHLETICS.COM

Visit the official University of Kentucky Athletics web site at ukathletics.com. The official Southeastern Conference web site is secsports.com. A more interactive web site can be found at kentuckywomensbasketball.com.

GET LIVE STATS ON YOUR LAPTOP!

The University of Kentucky has partnered with StatBroadcast Systems to provide stats technologies, namely its StatMonitr wireless stat monitors and online media stats, at Kentucky home women's basketball games this season.

To access live game stats on your personal laptop, go to: <http://kentucky.statbroadcast.com>.

UK MEDIA CONFERENCE

Each game week in the UK Media Room head coach Matthew Mitchell will hold a press conference to discuss the upcoming game. Selected players are available following the press conference. Check with UK media relations for exact times and dates. Selected quotes from the media conference are available via ukathletics.com.

WEEKDAY INTERVIEWS

Interview Policies-General — All interviews with Kentucky women's basketball players or staff members must be arranged through the Media Relations office. Media should never contact a player or coach directly. In accordance with NCAA time management legislation, player interview requests must be submitted by Sunday at noon for the following week. Team locker rooms, and other team quarters are private team areas. Media members are not permitted in these areas unless accompanied by appropriate University personnel.

POST GAME INTERVIEWS

The visiting team coach and select players will be available in the Memorial Coliseum media room following a 10-minute cooling off period. UK's Matthew Mitchell will follow the visiting coach and UK players will be last. A member of the UK Media Relations staff will solicit media requests for players at the final media timeout. After the game, those players will be escorted to the interview area along with their coaches by a member of that school's media relations office as well as a representative of UK Media Relations. Quotes will be available for all working media in the UK Media Relations Office and on the official UK web site, ukathletics.com.

PRACTICE SCHEDULE

Practice usually runs from 3:30 - 6 p.m. ET in the Joe Craft Center. Practices are open to the media. However, we ask you to please call in advance due to changing practice schedules during the season. Contact Evan Crane for further information.

has flirted with a triple-double on multiple occasion most notably against Washington State where she had 13 points, eight assists and seven rebounds.

WILDCATS PICKED TO FINISH SIXTH IN SEC

The Southeastern Conference announced its Preseason Coaches Poll on Nov. 1, as voted by league coaches and Kentucky was picked to finish sixth in the league, while 2017 SEC champion South Carolina was tabbed as the top team in the conference.

The complete poll and number of votes for each team is as follows: 1. South Carolina; 2. Mississippi State; 3. Missouri; 4. Texas A&M; 5. Tennessee; 6. Kentucky; 7. LSU; 8. Georgia; 9. Alabama; 10. Vanderbilt; 11. Auburn; 12. Ole Miss; 13. Florida; 14. Arkansas

UK NO. 22 IN AP POLL, RV IN COACHES POLL

Kentucky is No. 22 in The Associated Press Top 25 and receiving votes in the USA Today/Coaches' Top 25. UK started the season receiving votes in each, marking the eighth straight season the Wildcats have been ranked or receiving votes in both major preseason rankings.

TOUGH SCHEDULE AWAITS

UK will have a chance to move up the rankings all season long as it is currently scheduled to play 15 games against teams either ranked or receiving votes in either poll, including six games against pre-season top-10 teams.

In the AP Top 25, UK is scheduled to play at No. 3 South Carolina (twice), No.4 Louisville, No. 7 Mississippi State (twice), No. 8 Baylor, No. 12 Tennessee, No. 19 Texas A&M, No. 21 Clai, No. 23 Missouri and Georgia and Alabama, who are each receiving votes in the listing.

In the Coaches' Top 25, UK will play two games vs. No. 2 South Carolina, two game vs. No. 3 Mississippi State, No. 7 Louisville, No. 9 Baylor, No. 14 Tennessee, No. 19 Missouri, No. 23 California, No. 25 Texas A&M, and Miami (Fla.), Florida Gulf Coast and Middle Tennessee, who are all receiving votes in the poll.

RICE LOOKING TO END CAREER WITH BEST SEASON

Senior post Alyssa Rice is having her best season as a Wildcat so far in 2017-18. The native of Reynoldsburg, Ohio has seven or more rebounds in every game this season, including nine against Montana. Offensively, she is hitting 50 percent from the field and has scored seven or more points in each of her last four games.

In the season opener vs. Sacramento State, Rice had four points and seven rebounds with a block. She followed that with a team-best 11 points against Gardner-Webb with eight rebounds and two blocks. Rice had a near double-double against Montana and Wash. State with 8 points, 9 rebounds vs. the Griz before 9 points and 8 rebounds vs. the Cougars.

The native of Reynoldsburg, Ohio, has played in 98 career games with 48 career starts, averaging 3.5 points per game and 3.5 rebounds per game throughout her career. Last season, Rice averaged 4.2 points per game and 4.5 rebounds per game, playing 33 games with 30 starts.

RICE ON NCAA D1 WBB COMPETITION COMMITTEE

Alyssa Rice has been appointed to represent the Southeastern Conference on the NCAA Division I Women's Basketball Competition Committee. Her term begins immediately and continues through June 30, 2018. The NCAA Division I Women's

MITCHELL IN THE SEC

SEC Record Under Mitchell: 102-53 (.658)

Home: 59-18 Away: 43-35

SEC Standings in the Mitchell Era:

2008: 4th (8-6) 4-3 (H) - 4-3 (A)
2009: 10th (5-9) 3-4 (H) - 2-5 (A)
2010: 2nd (11-5) 8-0 (H) - 3-5 (A)
2011: 2nd (11-5) 6-2 (H) - 5-3 (A)
2012: 1st (13-3) 8-0 (H) - 5-3 (A)
2013: 2nd (13-3) 7-1 (H) - 6-2 (A)
2014: 4th (10-6) 5-3 (H) - 5-3 (A)
2015: 4th (10-6) 6-2 (H) - 4-4 (A)
2016: 4th (10-6) 6-2 (H) - 4-4 (A)
2017: 3rd (11-5) 6-2 (H) - 5-3 (A)

SEC Championships: 2012

SEC Coach of the Year: 2010, 2012

SEC Player of the Year:

Victoria Dunlap: 2010 and 2011
A'dia Mathies: 2012 and 2013

SEC Freshman of the Year:

A'dia Mathies: 2010
Bria Goss: 2012

SEC Defensive Player of the Year:

Victoria Dunlap: 2011

SEC 6th Woman of the Year:

Keyla Snowden: 2012 (Co-player)
Jen O'Neill: 2015 and 2014 (Co-player)

All-SEC First Team Members:

Victoria Dunlap: 2010 and 2011
A'dia Mathies: 2012 and 2013
DeNesha Stallworth: 2013
Makayla Epps: 2015 and 2016 and 2017
Evelyn Akhator: 2017

All-SEC Second Team Members:

Sarah Elliott: 2008
Samantha Mahoney: 2008
Victoria Dunlap: 2009
Eleia Roddy: 2009
A'dia Mathies: 2010
Samarie Walker: 2013
Jennifer O'Neill: 2014 and 2015
DeNesha Stallworth: 2014
Janee Thompson: 2016
Evelyn Akhator: 2016

All-SEC Freshman Team:

Victoria Dunlap: 2008
Amber Smith: 2008
A'dia Mathies: 2010
Bernisha Pinkett: 2011
Bria Goss: 2012
Linnae Harper: 2014
Alexis Jennings: 2015
Maci Morris: 2016

SEC All-Defensive Team:

Victoria Dunlap: 2010 and 2011
A'dia Mathies: 2011 and 2012
Samarie Walker: 2013
Linnae Harper: 2015

2017-18 HONORS

Taylor Murray

- Preseason All-SEC Second Team by league coaches

Alyssa Rice

- SEC WBB Leadership Council Chair
- SEC Representative for NCAA Competition Committee
- Lisa Leslie Award Watch List

COMEBACK CATS

The Cats are 95-59 (.616) in "close games" (games decided by 10 points or fewer) under Matthew Mitchell. UK is 1-0 in close games this season, including a come-from-behind win at Washington State.

BIGGEST COMEBACKS

1. -19 Miami (Ohio), 53-34, 16:27 in second half, (won, 77-71) 11/21/00
2. -18 Miami (Ohio), 14:35 in second half, (won, 108-102, OT) 12/21/02
- 18 MTSU, 31-13, 3:54 in first half (also down 46-29, 14:29 in 2nd half) (won, 68-66) 1/8/89
4. -17 Oregon State, 38-21, 2:29 in first half (won 73-70) 11/25/04
- 17 WKU, 30-47, 17:09 in second half, (won 76-63) 12/22/03
- 17 Villanova, 19-2, 11:52 in first half (won 63-54) 12/29/96
7. -16 Louisville, 32-16, 6:44 in first half (won 77-68) 12/7/14
- 16 South Carolina, 30-46 in second half, (won, 78-74) 2/14/13
- 16 Vanderbilt, 53-37, 11:19 in second half (won, 74-68) 1/6/89
- 16 Ole Miss, 24-8, 6:51 in first half (won, 69-61) 2/8/07
11. -15 Mississippi State, 54-39, 15:18 in second half (won, 76-67) 3/6/15
12. -14 Baylor, 40-26, 18:31 in the second half (won, 74-64) 11/17/14
- 14 Louisville, 21-7, 11:16 in first half (won 69-64) 12/1/13
- 14 Louisville, 35-21, 15:08 in second half (won, 48-47) 2/2/12
- 14 Florida, 20-6, 12:46 in first half (won, 71-67) 3/2/12
- 14 Mississippi St., 40-26, 18:52 in second half, (won, 76-65) 3/6/10
- 14 Xavier, 40-26, 18:49 in second half (won, 67-62) 3/24/05
- 14 Toledo, 32-18, 5:43 in second half (won, 85-76) 3/24/90
- 14 Auburn, 22-8, 8:36 in first half (won 91-90 2OT) 2/2/86

BIGGEST COMEBACKS IN THE MITCHELL ERA

1. -16 Louisville, 32-16, 6:44 in first half (won 77-68) 12/7/14
- 16 South Carolina, 30-46 in second half, (won, 78-74) 2/14/13
3. -15 Mississippi State, 54-39, 15:18 in second half (won, 76-67) 3/6/15
4. -14 Baylor, 40-26, 18:31 in the second half (won, 74-64) 11/17/14
- 14 Louisville, 21-7, 11:16 in first half (won 69-64) 12/1/13
- 14 Louisville, 35-21, 15:08 in second half, (won, 48-47) 12/2/12
- 14 Florida, 20-6, 12:46 in first half, (won, 71-67) 3/2/12
- 14 Mississippi St., 40-26, 18:52 in second half, (won, 76-65) 3/6/10
9. -13 Auburn, 25-12, 9:52 in first half, (won, 73-71) 1/19/14
10. -12 Arizona State, 37-25, 5:01 in second half, (won, 68-64ot) 11/15/15
- 12 Cincinnati, 18-6, 13:18 in first half, (won, 58-55) 11/17/08
12. -11 **Washington State, 30-19, 3:26 in second quarter, (won, 73-68), 11/17/19**
- 11 Middle Tenn., 52-41, 15:41 in second half, (won 81-72) 12/29/10
- 11 Ole Miss, 36-25, 00:27 in first half, (won 74-68) 1/27/11
- 11 Middle Tenn., 23-12, 9:54 in first half (won, 68-66 OT) 3/21/08
- 11 Arkansas, 30-19 in first half (won, 80-74 OT) 2/7/13
- 11 DePaul, 21-10 in first half (won, 96-85) 12/12/13

Basketball Oversight Competition Committee is comprised of 12 members and is responsible for reviewing specific areas, and as appropriate, develop and recommend strategic principles in order to maintain the women's college basketball game true to its original rules, playable, watchable, popular and relevant. The committee reviews the areas of student-athlete health and safety, sportsmanship, integrity, game operations, game presentation, technology, and statistical trends.

RICE NAMED CHAIR OF SEC LEADERSHIP COUNCIL

Alyssa Rice has been named by her peers in the league as the chair of the 2017-18 Southeastern Conference Women's Basketball Leadership Council. The SEC Basketball Leadership Council met in September in Birmingham with each men's and women's basketball program sending one representative. Rice was selected by the women's council as the chair and will represent the SEC as an SEC autonomy representative during the NCAA Convention in January. She will also attend a portion of the SEC Spring Meetings in May, and potentially the SEC Athletics Directors meeting in March. In 2016, the SEC introduced new Student-Athlete Leadership Councils in the sports of football and men's and women's basketball in which, in addition to the conference's longstanding Student-Athlete Advisory Council (SAAC), provide student-athletes with additional opportunities to engage with campus leaders and conference office staff.

RICE ON LISA LESLIE AWARD WATCH LIST

The Naismith Memorial Basketball Hall of Fame and the Women's Basketball Coaches Association announced Alyssa Rice as one of 20 watch list candidates for the 2018 Lisa Leslie Award. Named after the three-time All-American and 1994 National Player of the Year, the annual award in its inaugural year recognizes the top centers in women's NCAA Division I college basketball.

MURRAY IS UK'S ALL-EVERYTHING PLAYER

Taylor Murray showed everyone last season that she is a special player and

that has only continued to blossom this year. The junior is off to a great start this season by averaging 13.6 points per game and 6.0 rebounds per game. Murray has led Kentucky in scoring twice, rebounding once, assists four times, steals three times and blocked shots once. Her overall stat lines show her versatility and ability to effect both sides of the floor.

Murray led all scorers with 22 points, adding five rebounds and three assists vs. Sacramento State in the season opener. She went 8-of-12 from the field, 1-of-3 from 3 and 5-of-5 from the free-throw line in the game. Murray posted her third career double-double at Montana with 18 points and 12 rebounds and followed that performance by flirting with a triple-double at Washington State with 13 points, eight assists and seven rebounds.

"MAYMO" TURNING INTO LETHAL WEAPON

Junior Maci Morris - known by her teammates as "MayMo" - knew she was going to have to increase her game overall to be the player that she and the staff wanted her to be this season. She's done just that by leading Kentucky in scoring at 15.4 points per game. Morris is also averaging 4.8 rebounds per game and has hit 13 3s already this season.

The guard, who has scored in double figures in every game this season and has a nine-game stretch of scoring 10 or more points going back to last year, has really been strong offensively the last three games. After scoring 16 points with three 3s against Montana, Morris scored 20 points at Washington State - 17 in the second half - hitting three 3s and adding six rebounds. She followed that with 19 points and five 3s against Morehead State.

Morris has been rebounding better and defending better this season evidenced by her first career double-double against Gardner-Webb with 10 points and 10 rebounds. She also had six steals and four blocks.

MORRIS TOP 10 ALL-TIME IN CAREER 3S

Maci Morris is making her way up the all-time 3-point field goals made list at Kentucky. The native of Pineville, Ky., has hit 115 career 3s which ties her

for seventh all-time in UK history. Morris needs 47 more to tie Jenny Pfeiffer (2003-07) for sixth all-time.

So far this season, Morris is 13-of-26 (.500) from long range. She has hit three or more 3s in each of her last three games.

Morris is only the second player in school history to have 100 or more 3s made at the conclusion of their true sophomore season.

IF ANYONE CAN - MAKENZIE CANN - CAN

Last year, due to Kentucky's lack of depth in the post, Makenzie Cann had to play in more of a four position in the post when on the floor. And although she excelled by having a great season, she is much more comfortable this season having more flexibility to play around the perimeter.

Cann, who has started every game this season, has been huge for the Wildcats in the early going, averaging 12.6 points per game and 6.6 rebounds per game while leading UK with 14 made 3s. Cann has two double-doubles this season with 15 points and 10 rebounds each against Washington State and Morehead State.

The native of Lawrenceburg, Ky., played in 32 games with four starts last season, hitting the second-most 3s on the team with 42. She averaged 5.8 points and 3.5 rebounds per game.

ITS RAINING 3S

Kentucky returns 76.9% of its 3-point production from last season and a large part of that is due to junior guard Maci Morris and senior guard Makenzie Cann. The two have showed while early this season as Cann is 14-of-29 from long range while Morris is 13-of-26.

Morris led Kentucky with 53 made 3s last season, hitting 32.3 percent from long range. Cann went 42-for-152 from long range last season which was the second most 3s on the team.

Kentucky's 169 3-pointers made last season ranked sixth most in a season in UK history. The top six 3s hit in a season have all occurred under Matthew Mitchell.

ROPER FITTING RIGHT IN FROM THE START

Watch the Kentucky women's basketball team huddle together right before time expires on the 60-minute pregame clock and you will see guard Jaida Roper in the middle of the huddle getting her teammates pumped up for the game. That is just how the fiery guard operates, never shy and always looking to encourage her teammates. That mentality has spilled over to her development on the court as well.

The native of Memphis, Tenn., played in 32 games last season with two starts. She started her sophomore season strong by scoring a career-high nine points with three assists vs. Sacramento State. Roper was 3-for-6 from the field, 1-for-2 from 3 and 2-for-2 from the free-throw line. She followed by breaking that career high with 10 points and two assists against GWU in 25 minutes. Roper recorded her third straight career game at Montana with 14 points, five rebounds and three assists, making several key shots late in the shot clock.

Roper is currently averaging 9.4 points per game while sitting second on the team with 13 assists.

MITCHELL CALLS JESSICA HARDIN A "GODSEND"

Matthew Mitchell has not shied away on his feelings about redshirt senior and Bellarmine transfer Jessica Hardin. The guard started her college career at Division II Bellarmine before transferring to UK academically. The native of Monticello, Ky., played

intramural basketball for several years before trying out for the team in the summer of 2016 and being awarded a scholarship. Hardin played in 16 games, averaging 12.3 minutes per game with 3.1 points per game last season. She hit 12-of-33 from 3 and 15-of-52 overall. Hardin missed the first 13 SEC games as she went through concussion protocol. She returned vs. Florida, playing three minutes and hitting a 3. Mitchell calls Hardin, who came into the program at a time of upheaval, a "Godsend".

ANYAGALIGBO TO MISS 2017-18 DUE TO INJURY

Junior forward Ogechi Anyagaligbo will miss the 2017-18 season due to sustaining a torn ACL in Kentucky's exhibition game vs. Southern Indiana. Anyagaligbo, who missed the 2016-17 season due to NCAA Transfer rules, was expected to add depth in the post this season. She transfer to UK in the summer of 2016 after being named the America East Conference Rookie of the Year following her freshman season at Stony Brook.

Anyagaligbo had surgery to repair her torn ACL on Wednesday, Nov. 22.

NEWCOMERS TO ADD DEPTH IN 2017-18

Through its success in 2016-17 the Wildcats battled depth only regularly playing seven players. That appears to be fixed heading into 2017-18 as the Wildcats' roster is 13 deep and Coach Mitchell believes he will have all the depth he needs to be successful. Part of that fix is the emergence of five newcomers.

UK added junior college transfer Amanda Paschal, who won a national championship at Gulf Coast State College her freshman season before sitting out last year due to injury. Kentucky also adds four true freshmen who were stars in high school in Dorie Harrison (6-2, F/C, Nashville, Tenn.), KeKe McKinney (6-1, G/F, Knoxville, Tenn.), Kameron Roach (5-6, G, Hopkins, S.C.) and Tatyana Wyatt (6-3, F, Columbus, Ga.). Mitchell describes all five as extremely athletic with a strong work ethic and all four are expected to see minutes this season.

MITCHELL MOVES INTO ELITE SEC COMPANY

Kentucky's dominating 89-57 victory over Ole Miss on Jan. 26, 2017 was an historic one for Kentucky head coach Matthew Mitchell. The win was his 97th all-time in SEC play as a head coach, which ranked him 10th all-time on the SEC's career wins list. UK's win at Arkansas on Feb. 16 was Mitchell's 100th career SEC win.

Since arriving in Lexington in 2007, Mitchell has led Kentucky to unprecedented success. On top of leading UK to its first SEC Regular Season Championship in 30 years in 2012, Mitchell has four SEC Tournament title game appearances, nine top-four finishes in the league and has coached 18 all-conference performances, including four SEC Player of the Year honors.

SHOOTING WORK CONTINUES TO PAY OFF

After the 2014-15 season, Coach Mitchell put a point of emphasis on Kentucky becoming a better shooting team, asking his Wildcats to increase their field goal percentage from that season - which was 38% - to 42-45%.

The 2015-16 team responded by putting in a ton of offseason work and working hard on their shooting during preseason practice. It worked as the Wildcats shot 45.5% from the field that season, which was the highest field-goal percentage for a UK team since 1989-90, while its 35.6% from 3 was the highest since 2002-03. Overall, UK ranked top-10 in single-season UK history in points, scoring

UK IN THE SEC/NCAA STATS

Team (as of Nov. 24, 2017)			
Category	NCAA	SEC	Stat
Ast/TO Ratio	27	3	1.47
Assists	21	2	88
Assists/game	49	4	17.6
Blocks	51	5	21
Blocks/game	101	9	4.2
Fewest Fouls	262	13	87
Fewest TOs	121	5	60
FG%	41	5	46.4
FG% defense	19	3	32.3
FT Attempts	96	7	88
FT Made	62	6	67
FT%	42	2	76.1
Personal Fouls/game	129	8	17.4
Rebound margin	56	6	9.8
Rebounds	22	2	224
Rebounds/game	52	4	44.80
Scoring Defense	48	5	55.8
Scoring Margin	20	3	24.8
Scoring Offense	45	5	80.6
Steals	272	10	6.
Steals/game	286	11	6.0
3FG% defense	11	1	21.1
3FG attempts	63	4	103
3FG made	36	3	38
3FG/game	91	5	7.6
3FG%	74	6	36.96
TO margin	127	8	1.80
TOs Forced	292	12	13.80
TOs/game	20	3	12.0
W-L%	1	1	100.0
Individual			
Category	NCAA	SEC	Stat
Ast-TO ratio- Murray	52	4	3.29
Assists- Murray	68	4	23
Assists/game - Murray	144	10	4.6
Blocks- Rice	136	8	6
Dbls-Dbls- Cann	28	3	2
FG Made- Murray	126	11	27
Final pts- Murray	111	7	77
Moris	198	17	68
FT Made- Murray	93	6	19
FT%- Murray	1	1	100.0
Pts/game- Morris	233	17	15.4
Rebs- Rice	85	8	40
Rebs./game- Rice	181	13	8.0
Steals- Murray	129	4	10
Steals/game- Murray	229	10	2.0
3FG Att- Cann	114	4	29
3FG Made- Cann	41	4	14
Morris	60	7	13
3FG/game- Cann	97	6	2.8
Morris	132	7	2.6
3FG%- Morris	61	4	50.0
Cann	96	8	48.3

STAT SUPERLATIVES

Here are some UK career statistical superlatives among current players:

Most Games Played:

98 Alyssa Rice

Most Games Started:

71 by Maci Morris

Consecutive Games Started:

71 by Maci Morris

Games with Double-Figure Scoring:

	2017-18	Career
Maci Morris	5	43
Taylor Murray	3	30
Makenzie Cann	4	10
Alyssa Rice	1	4
Jessica Hardin	0	1
Dorie Harrison	1	1
Tatyana Wyatt	1	1
Jaida Roper	3	3
Amanda Paschal	1	1

Current Streak of Consecutive Games with

Double-Figure Scoring:

10 by Maci Morris
2 by Makenzie Cann
1 by Jaida Roper
1 by Amanda Paschal

Games with Double-Figure Rebounding:

	2017-18	Career
Taylor Murray	1	3
Maci Morris	1	1
Makenzie Cann	2	2

Consecutive Games with Double-Figure Rebounding:

2 by Makenzie Cann

Games with a Double-Double:

	2017-18	Career
Taylor Murray	1	3
Maci Morris	1	1
Makenzie Cann	2	2

Consecutive Games with Double-Double:

2 by Makenzie Cann

Games with a Triple-Double:

	2017-18	Career
n/a		

40-point games:

	2017-18	Career
n/a		

30-point games:

	2017-18	Career
n/a		

20-point games:

	2017-18	Career
Taylor Murray	1	4
Makenzie Cann	0	1
Maci Morris	1	2

Consecutive 20-point games:

n/a

Consecutive Games with a 3-pointer:

5 by Makenzie Cann
3 by Maci Morris
3 by Taylor Murray
1 by Jessica Hardin

Consecutive Games with at least one steal:

6 by Taylor Murray
4 by Makenzie Cann
2 by Maci Morris
1 by Jaida Roper
1 by KeKe McKinney
1 by Alyssa Rice

margin and field goals made, while its 154 3-pointers made and 475 assists just missed the top 10 by two 3-pointers and five assists.

The offensive showcase was noticed on the national level in 2015-16 as Kentucky ranked 24th in the nation in scoring offense, 16th in scoring margin, 18th in field goal percentage and 26th in 3-point field goal percentage. And although the turnovers and steals didn't come in at the pace they had in the past, UK's defense stayed fundamentally strong, limiting opponents to 60.6 points per game and a .372 mark from the field with 131 blocks, 507 turnovers forced and 222 steals.

The Wildcats strong shooting continued last season as UK hit 42.7% from the field, which was the third highest field-goal percentage since 2005-06. UK hit 169 3s last year, which was the sixth most in a single season in program history.

AKHATOR, EPPS SELECTED IN WNBA DRAFT

Evelyn Akhator and Makayla Epps began their professional careers in the Women's National Basketball Association as both were selected in the 2017 WNBA Draft. Akhator was selected third overall by the Dallas Wings, becoming the highest draft pick in school history. Akhator is the third player in program history to be a first-round selection and the first since A'dia Mathies in 2013. Epps became the fifth Matthew Mitchell coached player to be selected, going 33rd overall to the Chicago Sky.

Akhator and Epps are the first Kentucky players selected in the WNBA Draft since DeNesha Stallworth was taken 25th overall in the 2014 draft. In his 10-year tenure with the Wildcats, Matthew Mitchell has had five players selected in the WNBA Draft. Victoria Dunlap was the second-ever UK player selected back in 2011, while Mathies was previously the highest pick in school history going 10th in 2013.

KENTUCKY VS. RANKED OPPONENTS

In order to be one of the nation's best, you have to play against the nation's best. In 2016-17, Kentucky was 3-7 against ranked opponents with wins against then-No. 14 Miami (Fla.), then-No. 12 Oklahoma and then-No. 3 Mississippi State. In 44 years of varsity women's basketball, Kentucky has 88 wins over ranked opponents, including 47 of those wins coming under Matthew Mitchell.

MITCHELL INKS 2 HIGH SCHOOL STARS TO NLIS

Matthew Mitchell continues to sign some of the best high school basketball players in the country to play at Kentucky as he inked high school stars Blair Green (Harlan, Ky.) and Rhyn Howard (Cleveland, Tenn.) to National Letters of Intent on Nov. 8.

Green is a four-start prospect by ESPN.com which ranks her as the ninth best wing in the 2018 class. Green had a great junior season for Harlan County High School averaging 23.1 points per game, 7.2 rebounds per game and hit 53.8% from the field, including 43.8% from 3.

All-Star Girl's Report ranks Howard as the eighth best player overall in the 2018 class while ESPN tabbed her the 10th best guard in the class. Howard averaged 19.6 points per game, 7.2 rebounds per game, 4.6 steals per game, 3.8 assists per game and 1.2 blocks per game as a junior at Bradley Central High School. She scored 647 points last year for the Bears, hitting 55 percent from the field, 40 percent from 3 and 74 percent from the free throw line.

"This is an exciting day for me and my staff as we welcome two fantastic people and basketball players to the Big Blue Nation," Mitchell said. "Both Blair and Rhyn are everything you look for in a player when you hit the recruiting trail. They both are outstanding

athletes and playmakers that will add versatility to our team. Blair and Rhyn have terrific personalities, are fun to be around and are all-around tremendous additions to our program. We are just thrilled that both of them are Wildcats."

MITCHELL TURNS PROGRAM AROUND

In 2009-10, Coach Mitchell implemented the "40 minutes of dread" style of play. Although UK doesn't play that style as much anymore, it started Kentucky on an impressive run of success.

- Recorded an impressive 213-67 overall record, including a 129-15 mark at home.
- Won 20-plus games every year, averaging 26.5 wins over the last seven years.
- Advanced to a school-record eight straight NCAA Tournaments, including three Elite Eight trips during that span with 15 NCAA Tournament wins.
- Nine top-four SEC finishes, including winning the SEC regular season title in 2012, its first in 30 years.
- Advanced to the SEC Tournament championship game four times
- Four SEC Player of the Year Award Winners
- Two SEC Freshman of the Year Award Winners

THE MAGIC "80"

The Wildcats hold a remarkable 339-23 (.936) record since 1974 when scoring 80 points or more. The last loss came at South Carolin on Feb. 26, 2017 when the Cats fell 95-87 in the regular-season finale. UK is 90-5 (.947) under Mitchell when scoring 80 points or more.

UK IN OVERTIME

UK is 29-26 all-time in overtime games, including a 10-3 mark under Matthew Mitchell, who is 12-5 in his 11-year career as a head coach in extra minutes.

KENTUCKY ALL-TIME

Kentucky is 788-515 (.604) in its 43rd year of varsity women's basketball, including 246-100 (.710) in 11 seasons under Matthew Mitchell. Win No. 750 came against Auburn on Jan. 17, 2016 in Memorial.

CATS TABBED TO WBCA ACADEMIC TOP 25

UK ended the 2016-17 season with a 3.492 team grade point average, which ranked 24th nationally in the Women's Basketball Coaches Association's Academic Top 25 Team Honor Roll. Kentucky is the only Southeastern Conference team to make the WBCA Academic Top 25 and one of only three teams to claim the honor while also sitting top 20 in the final Association Press Top 25.

Matthew Mitchell has put an emphasis on academics since arriving on campus as the Wildcats have had a 3.0 team GPA or better each of the last eight semesters. Last fall, the Wildcats posted a 3.517 team GPA, which was the highest GPA for a semester in the Mitchell era. UK followed that with a 3.464 team GPA in the spring with four players earning 4.0s. Under Mitchell, 34 Wildcats have been tabbed to the SEC Academic Honor Roll and 100 percent of Mitchell's players have received their degrees.

SIX CATS PLAYING OVERSEAS

Kentucky women's basketball currently has six alumnae who signed professional contracts to play overseas for the 2017-18 season.

- Azia Bishop is playing for Feko Ilgaz in Turkey.
- Bria Goss is playing for Maccabi Raanana in Israel.

- DeNesha Stallworth and Jennifer O'Neill are playing Artego Bydgoszcz in Poland.
- Janee Thompson is playing for Mark in Sweden.
- Evelyn Akhator is playing for Dynamo NR in Russia.
- Makayla Epps will go overseas and play at some point this year.

A WINNING INSTITUTION

Both the Kentucky men's and women's basketball team have been national contenders the past few years with great success on the court. UK has tallied a 559-119 combined record between its two programs since 2009-10. That record includes a 263-21 mark in Lexington. UK was one of three schools to have both men's and women's programs as a top four seed in the 2016 NCAA Tournament.

Both the UK men's and women's basketball teams have posted an eighth straight 20-win season in 2016-17. Kentucky is one of just three institutions (Duke and BYU) in the NCAA that have seen both their men's and women's basketball programs tally 20 or more wins in the last eight straight seasons.

MATTHEW AND JENNA MITCHELL DONATE \$1 MILLION TO UK ATHLETICS

In June of 2014, Coach Matthew Mitchell and his wife, Jenna, pledged \$1 million over the next 10 years to the University of Kentucky Athletics Department. The donation will provide UK Athletics \$100,000 per year over the next 10 years to be used for a variety of capital projects, including updates and renovations for football. The donation is the largest ever given by a UK athletics employee to the athletics department.

Matthew and Jenna have been very active in the Lexington community since arriving in Lexington. In October 2016, Matthew and Jenna were presented the Community Service Award by the Urban League of Lexington.

RUPP ARENA CHOSEN FOR 3 STRAIGHT NCAA REGIONAL TOURNAMENTS

For the first time since the women's basketball Final Four in 1986, Rupp Arena and the University of Kentucky hosted the NCAA regional tournament in 2016 and 2017 and will again 2018 for women's basketball. In 2018, Lexington will again play host at Rupp Arena, joined by Albany, N.Y. (Times Union Center), Kansas City, Mo. (Sprint Center) and Spokane, Wash. (Spokane Veterans Memorial Arena), with regional play taking place March 23-26.

CATS IN THE RECORD BOOK ...

MACI MORRIS

Career 3PTFG Made

1. Sara Potts, 271
2. Jennifer O'Neill, 197
3. A'dia Mathies, 177
4. Keyla Snowden, 176
5. Stacey Reed, 175
6. Jenny Pfeiffer, 162
7. **Maci Morris, 115**
Tiffany Wait, 115
8. Sam Mahoney, 113
9. Bria Goss, 112
10. Kristi Cushenberry, 110

WHEN WAS THE LAST TIME ...

SCORING

A player scored 40+ points: 42, Makayla Epps vs. Miss. State, 1-12-15

A player scored 30+ points: 30, Makayla Epps vs. Belmont, 3-17-17

A player scored 25+ points: 30, Makayla Epps vs. Belmont, 3-17-17

A player scored 20+ points: 20, Maci Morris vs. Wash. State, 11-19-17

Player came off the bench to score 20 or more points: 20, Makenzie Cann vs. New Hampshire, 11-17-16

Two players score 20 or more points in a game: vs. Belmont, 3-17-17 (22 Evelyn Akhator, 30 Makayla Epps)

Three players had 20 or more points in a game: vs. Morehead St., 11-18-15 (28, Alexis Jennings; 22, Janee Thompson; 21 Makayla Epps)

Two players score 30 points or more in a game: n/a

A player record five or more consecutive 20-plus point games: 7 by Kim Denkins (27 vs. Indiana, 12-8-95; 22 vs. Florida, 12-16-95; 20 vs. Syracuse, 12-21-95; 24 vs. Miami (OH), 12-32-95; 21 vs. Duke, 12-29-95; 31 vs. N.C. State, 12-30-95; 20 vs. Ole Miss, 1-3-96)

A player record four or more consecutive 20-plus point games: 4 by Makayla Epps (20 vs. Ole Miss, 1-26-17; 20 at Missouri, 1-30-17; 23 vs. South Carolina, 2-2-17; 23 vs. Vandy, 2-5-17)

A player record three or more consecutive 20-plus point games: 3 by Makayla Epps (31 vs. South Carolina, 3/4/17; 30 vs. Belmont, 3-17-17; 21 vs. Ohio State, 3-19-17)

A player record back-to-back 20-plus point games: 3 by Makayla Epps (31 vs. South Carolina, 3/4/17; 30 vs. Belmont, 3-17-17; 21 vs. Ohio State, 3-19-17)

A player record back-to-back 30-plus point games: Makayla Epps 31 vs. S. Carolina, 3-4-17; 30 vs. Belmont, 3-17-17

A player score 15 or more points in the 1st half: 16, Makayla Epps vs. S. Carolina, 3-4-17

A player score 15 or more points in the 2nd half and OT: 17, Maci Morris at Washington State, 11-19-17

A player score 20+ points in the 1st half: 20, Taylor Murray vs. Sacramento State, 11-10-17

A player score 20+ points in the 2nd half and OT: 22, Evelyn Akhator vs. Miss. State, 2-23-17

A player hit a last-second shot to win the game: Makayla Epps vs. Mississippi State, 2-23-17 (hit the game-winning basket with 8.7 remaining in the contest to put Kentucky up 77-75 in OT)

A freshman score 25 points or more: 27, Alexis Jennings vs. Tennessee State, 12-28-14

All five starters in double figures: vs. Oklahoma, 3-21-16

No player scored in double figures: vs. LSU, 1-16-03

DOUBLE-DOUBLES

A player record a double-double: Makenzie Cann (15pts/10rebs) vs. Morehead State, 11-22-17

10-20 Game: Evelyn Akhator (14pts/23rebs), vs. Ohio State, 3-19-17

20-20 Game: Valerie Still (42 pts/20 rbs) vs. Charleston, 12-19-82

20-10 Game: Evelyn Akhator (22pts/10rebs), vs. Belmont, 3-17-17

30-10 Game: Victoria Dunlap (33 pts/18 rbs) vs. Butler, 11-15-09

More than one player with a double-double in the same game: Evelyn Akhator (20 pts/11 rbs) and Taylor Murray (11 pts/13 rbs) at LSU, 1-19-17

Three players with a double-double in the same game: Alexis Jennings (28pts/13rebs), Evelyn Akhator (12pts, 16rebs), Makayla Epps (21pts, 11rebs,12asts) vs. Morehead State, 11-18-15

A player record back-to-back double-doubles: Makenzie Cann (2) (15pts/10rebs) at Wash. State, 11-19-17; (15pts/10rebs) vs. Morehead State, 11-22-17

More than one player record back-to-back double-doubles: Victoria Dunlap (11 pts/12 rbs) and Eleia Roddy (13 pts/10 rbs) vs. NCAT, 1-1-09; Victoria Dunlap (20 pts/15 rbs) and Eleia Roddy (11 pts/10 rbs) vs. Miami (Ohio), 1-3-09

Double-Double in Points and Rebs: Makenzie Cann (15pts/10rebs) vs.

Morehead State, 11-22-17

Double-Double in Points and Assists: Janee Thompson (16 pts/10 ast) vs. LSU, 2-7-16

Double-Double in Points and Blocks: n/a

Double-Double in Points and Steals: Leslie Nichols (18 pts/11 steals) vs. Louisville, 2-14-86

A player record four or more consecutive double-doubles: 5 by Evelyn Akhator (10pts/14rebs) vs. Washington, 3-25-16, (18pts/10rebs) vs. Miami, 11-11-16, (28pts/13rebs) vs. Albany, 11-12-16, (17pts/11rebs) vs. New Hampshire, 11-17-16, (12pts/14rebs) at Colorado, 11-19-16

A player record five or more consecutive double-doubles: 5 by Evelyn Akhator (10pts/14rebs) vs. Washington, 3-25-16, (18pts/10rebs) vs. Miami, 11-11-16, (28pts/13rebs) vs. Albany, 11-12-16, (17pts/11rebs) vs. New Hampshire, 11-17-16, (12pts/14rebs) at Colorado, 11-19-16

A player record a triple-double in a game: (2nd in school history) Makayla Epps, vs. Morehead State, (21pts, 12ast, 11 rebs) 11-18-15

A player record a perfect game (at least five FGs made): Makayla Epps vs. Middle Tennessee, 12-12-14 (6-of-6 FGs)

5 or more players score in double figures: 5 at S. Carolina (2-26-17) - Epps (10), Cann (15), Akhator (14), Murray (29), Morris (14)

6 or more players score in double figures: 6 vs. New Hampshire (11-17-16) - Makenzie Cann (20), Evelyn Akhator (17), Makayla Epps (14), Jessica Hardin (11), Alyssa Rice (10), Maci Morris (10)

7 or more players score in double figures: 8 vs. Lipscomb (11-21-13) - Stallworth (14), Walker (10), Thompson (16), Goss (18), Evans (12), O'Neill (11), Pinkett (15), Harper (12)

FIELD GOALS

Made 12 FG in a game: 12, Makayla Epps vs. S. Carolina, 3-4-17

Made 13 FG in a game: 13, Makayla Epps vs. Washington, 3-25-16

Made 14 FG in a game: 18, Makayla Epps vs. Mississippi State, 1-12-15

Made 15 FG in a game: 18, Makayla Epps vs. Mississippi State, 1-12-15

Made 16 FG in a game: 18, Makayla Epps vs. Mississippi State, 1-12-15

Made 17 FG in a game: 18, Makayla Epps vs. Mississippi State, 1-12-15

Made 18 FG in a game: 18, Makayla Epps vs. Mississippi State, 1-12-15

FIELD GOALS ATTEMPTED

Attempted 29 FG in a game: 30, Makayla Epps vs. Miss. State, 1-12-15

Attempted 28 FG in a game: 30, Makayla Epps vs. Miss. State, 1-12-15

Attempted 26 FG in a game: 26, Makayla Epps vs. S. Carolina, 3-4-17

Attempted 25 FG in a game: 26, Makayla Epps vs. S. Carolina, 3-4-17

Attempted 24 FG in a game: 26, Makayla Epps vs. S. Carolina, 3-4-17

Attempted 23 FG in a game: 23, Makayla Epps vs. Ohio State, 3-17-19

Attempted 22 FG in a game: 23, Makayla Epps vs. Ohio State, 3-17-19

Attempted 21 FG in a game: 23, Makayla Epps vs. Ohio State, 3-17-19

Attempted 20 FG in a game: 23, Makayla Epps vs. Ohio State, 3-17-19

THREE-POINTERS

A player with 5 in a game: 5, Maci Morris vs. Morehead St., 11-22-17

A player with 6 in a game: 6, Makenzie Cann, vs. New Hamp., 11-17-16

A player with 7 in a game: *7, Sara Potts vs. Chattanooga, 3-20-05 (7-14)

Attempted 10 or more in a game: 10, Jennifer O'Neill vs. Vandy, 3-5-15

FREE THROWS

Made 10 FT in a game: 10, Taylor Murray at Missouri, 1-30-16

Made 11 FT in a game: 12, Makayla Epps at Ole Miss, 01-21-16

Made 12 FT or more in a game: 12, Makayla Epps at Ole Miss, 01-21-16

Attempted 10 FT in a game: 10, Makayla Epps vs. Vandy, 2-5-17

Attempted 11 FT in a game: 12, Evelyn Akhator, vs. Wash. St., 12-21-16

Attempted 12 FT in a game: 12, Evelyn Akhator, vs. Wash. St., 12-21-16

Attempted 15 or more FTs in a game: 15, Makayla Epps vs. Miami, 11-11-16

WHEN WAS THE LAST TIME ...

Hit 100% (10 or more attempts): Taylor Murray, 01-30-17 (10-10)

REBOUNDS

A player with 10+ rebounds: 10, Makenzie Cann vs. Morehead St., 11-22-17

A player with 11+ rebounds: 12, Taylor Murray at Montana, 11-16-17

A player with 12+ rebounds: 12, Taylor Murray at Montana, 11-16-17

A player with 13+ rebounds: 23, Evelyn Akhator vs. Ohio St., 3-19-17

A player with 14+ rebounds: 23, Evelyn Akhator vs. Ohio St., 3-19-17

A player with 15+ rebounds: 23, Evelyn Akhator vs. Ohio St., 3-19-17

A player with 16+ rebounds: 23, Evelyn Akhator vs. Ohio St., 3-19-17

A player with 17+ rebounds: 23, Evelyn Akhator vs. Ohio St., 3-19-17

A player with 18+ rebounds: 23, Evelyn Akhator vs. Ohio St., 3-19-17

A player with 19+ rebounds: 23, Evelyn Akhator vs. Ohio St., 3-19-17

A player with 20+ rebounds: 23, Evelyn Akhator vs. Ohio St., 3-19-17

A player with 21+ rebounds: 23, Evelyn Akhator vs. Ohio St., 3-19-17

A player with 25+ rebounds: *27, Valerie Still vs. National College, 2-9-82

A player with back-to-back games with 15+ rebounds: Evelyn Akhator
15 rebs at Alabama (1-12-17); 16 rebs vs. Georgia (1-15-17)

10+ Rebs in three consecutive games: 3, Evelyn Akhator (3-4-17 to
3-19-17)

10+ Rebs in four consecutive games: 5, Evelyn Akhator (3-25-16 -
11-19-16)

10+ Rebs in five consecutive games: 5, Evelyn Akhator (3-25-16 -
11-19-16)

10+ Rebs in six consecutive games: 7, Eleia Roddy (2008)

Two players grab 10+ rebounds in a game: 11, Akhator; 13, Murray
at LSU, 1-19-17

Three players grab 10+ rebounds in a game: 16, Akhator; 13, Jennings;
11, Epps vs. Morehead State, 11-18-15

ASSISTS

A player with 8 or more assists in a game: 8, Taylor Murray at
Washington State, 11-19-17

A player with 9 or more assists in a game: 11, Taylor Murray vs.
Florida, 2-19-17

A player with 10 or more assists in a game: 11, Taylor Murray vs.
Florida, 2-19-17

A player with 11 or more assists in a game: 11, Taylor Murray vs.
Florida, 2-19-17

A player with 12 or more assists in a game: 12, Makayla Epps vs.
Morehead State, 11-18-15

BLOCKS

A player with 5 or more blocks in a game: 6, Alexis Jennings vs.
Oklahoma, 3-21-16

A player with 6 or more blocks in a game: 6, Alexis Jennings vs.
Oklahoma, 3-21-16

A player with 7 or more blocks in a game: *7, DeNesha Stallworth
vs. Texas A&M, 2-18-13

STEALS

A player with 5 steals in a game: 6, Taylor Murray at Arkansas, 2-17-17

A player with 6 steals in a game: 6, Taylor Murray at Arkansas, 2-17-17

A player with 7 steals in a game: 7, Janee Thompson vs. TSU, 12-28-14

A player with 8 steals in a game: 9, A'dia Mathies vs. Neb.-Omaha, 11-23-11

A player with 9 steals in a game: 9, A'dia Mathies vs. Neb.-Omaha, 11-23-11

A player with 10 steals in a game: 10, Erica Jackson vs. ECU, 2-16-99

A player with 11 or more steals in a game: *11, Leslie Nichols vs.
Louisville, 2-14-86

MINUTES

Played every minute of a game: 40 Makayla Epps vs. Belmont, 3-17-17

Played over 40 minutes: 44, Makayla Epps/Evelyn Akhator vs. Miss.
State, 2-23-17

Played over 45 minutes: 45, Makayla Epps & Makenzie Cann at

Louisville, 12-4-16

Played over 50 minutes: 51, Kastine Evans vs. Baylor - 4OT, 12-6-13

FOULS

Four or more UK players foul out in a game: Jennifer Humphrey,
Sarah Elliott, Chanté Bowman, Brittany Edelen vs. Louisville, 12-3-06

THE LAST TIME KENTUCKY...

Won a game by 20 or more pts: +33 (86-53) vs. Morehead St., 11-22-17

Won an SEC game by 20 or more pts: +32 (89-57) vs. Ole Miss, 1-26-17

Won a game by 30 or more pts: +33 (86-53) vs. Morehead St., 11-22-17

Won an SEC game by 30 or more pts: +32 (89-57) vs. Ole Miss, 1-26-17

Won a game by 40 or more pts: +49 (92-53) vs. UNH, 11-17-16

Won an SEC game by 40 or more points: +44 (97-53) vs. Auburn, 1-20-13

Won a game by 50 or more pts: +54 (85-31) vs. UNC Asheville, 3-19-16

Won an SEC game by 50 or more pts: *+53 (100-47) vs. Miss. State,
1-17-13

Won a game by 60 or more pts: +68 (92-24) vs. Jackson St., 11-29-15

Won a game by 70 or more pts: +75 (100-25) vs. Jacksonville St.,
11-15-11

Scored 100 pts or more in a game: 101 vs. Sacramento State, 11-10-17

Scored 100 pts or more in an SEC game: 108 vs. Ole Miss, 2-13-14

Scored 90 points or more in a game: 101 vs. Sacramento State, 11-10-17

Scored 90 points or more in three straight games: 96 vs. Wagner,
11-10-13; 103 vs. Georgia Southern, 11-13-13; 96 vs. Central

Michigan, 11-17-13

Scored 90 points or more in four straight games: 4 - 96 vs. Wagner,
11-10-13; 103 vs. Georgia Southern, 11-13-13; 96 vs. Central

Michigan, 11-17-13, 116 vs. Lipscomb 11-12-13

Scored 80 points or more in a game: 86 vs. Morehead State, 11-22-17

Scored 50 points or more in the first half: 56 vs. Sac. State, 11-10-17

Scored 50 points or more in the second half: 50 vs. Florida, 3-4-16

Scored 60 points or more in first half: 60 vs. Grambling, 12-29-13

Scored 60 points or more in second half: 60 vs. Ole Miss, 2-13-14

Lost a game by 20 or more points: -30 (93-63) vs. South Carolina, 3-5-16

Lost a game by 30 or more points: -30 (93-63) vs. South Carolina, 3-5-16

Lost a game by 40 or more points: -44 (39-83) vs. Tennessee, 1-27-2001

Lost an SEC game by 40 or more pts: -44 (39-83) vs. Tennessee, 1-27-01

Lost a game by 50 or more points: -72 (38-110) vs. Tennessee, 1-21-01

Lost a game by 60 or more points: -72 (38-110) vs. Tennessee, 1-21-01

Lost a game by 70 or more points: -72 (38-110) vs. Tennessee, 1-21-01

Allowed 100 points: 130 by Baylor, 12-6-13

Allowed 90 or more points: 95 by South Carolina, 2-26-17

Scored fewer than 50 points: 48 vs. Louisville, 12-2-12

Scored fewer than 40 points: 36 vs. LSU, 12-18-2005

Scored fewer than 25 points in a half: 23 (1st) vs. S. Carolina, 2-2-17

Scored fewer than 20 points in a half: 17 (1st) at Arizona State, 11-15-15

Held opponent to 50 points or fewer: 34 vs. Gardner-Webb, 11-12-17

Held opponent to 40 points or fewer: 34 vs. Gardner-Webb, 11-12-17

Held opponent to 30 points or fewer: 24 by Jackson St., 11-29-15

Held opponent to 20 pts or fewer in the 1st half: 16 vs. Gardner-

Webb, 11-12-17

Held opponent to 20 pts or fewer in the 2nd half: 18 vs. Gardner-Webb,
11-12-17

Held SEC opp. to 20 pts or fewer in the 1st half: 20 at Arkansas,
2-16-17

Held an opponent to 10 points or fewer in the first half: *9 by

Charleston Southern, 12-10-04

Held an opponent to 10 points or fewer in the second half: *7 by

Jackson St., 11-29-15

Won a game after trailing at the half: at Wash. State, 11-19-17 (35-34)

Won a game after trailing 10+ at the half: at Arizona St., 11-15-15 (29-17)

Won an SEC game after trailing at the half: vs. Miss. ST., 2-23-17, (31-30)

Won after trailing at the half at home: vs. Miss. State, 2-23-16 (31-30)

WHEN WAS THE LAST TIME ...

Won a game after trailing at the half on the road: at Wash. State, 11-19-17 (35-34)

Scored 100 or more points and lost: n/a

Scored 80 points or more and lost: at S. Carolina, 2-26-175 (95-87)

Scored 50 points or fewer and won: 48 vs. Louisville, 12-2-12

Game decided by one point: vs. Tennessee, 1-25-16 (W, 64-63)

Game decided by two points: vs. Mizzou, 1-5-17 (W, 64-62)

Game decided by three points: vs. Belmont, 3-17-17 (73-70)

Shot 50 percent or better vs. non-conference opponent: 56.4% (31-of-55) vs. Morehead State, 11-22-17

Shot 50% or better vs. SEC opponent: 58.6% (34-58) vs. Ole Miss, 1-26-17

Shot 50 percent or better in consecutive games: two - NKU (55.2%) 12-2-15; Louisville (51.8%) 12-10-15

Shot 55 percent or better: 56.4% (31-55) vs. Arkansas, 11-22-17

Shot 60 percent or better: 60.7 vs. Arkansas, 2-18-07

Shot 70 percent or higher in a half: 72.2 (2nd half) vs. Liberty, 3-20-10

Shot 60 percent or higher from 3: 61.1 vs. Colorado, 11-22-15

Shot 30 percent or lower: 30.0 vs. Duke, 12-29-16 (18-of-60)

Shot 20 percent or lower: 20.0 vs. Georgia, (12-of-60), 3-02-07

Shot 15% or lower in a half: 13.6 (1st half) vs. USC (3-of-22), 3-2-08

Held an opponent to lower than 30 percent: 27.3% (18-of-66) by Morehead State, 11-22-17

Held an opponent to lower than 20 percent: 15.6% (7-of-45) by Jackson State, 11-29-15

Held an opponent to lower than 15 percent in a half: 4.2% (2nd half) vs. Jackson State, 11-29-15

Opponent shot 50 percent or better: 57.1% by S. Carolina (32-of-56), 3-4-17

Opponent shot 60 percent or better: 61.8% by S. Carolina (34-of-55), 2-26-17

Opponent shot 50 percent or better in consecutive games: Two straight - Florida, 58.0% (29-of-50), 1-31-16; South Carolina, 52.0% (26-of-50), 2-4-16

Did not hit a 3-pointer: vs. Middle Tenn., 12-9-16 (0-of-9)

Held opponent without a 3-pointer: Texas A&M (0-3), 2-28-16

Held consecutive opponents without a 3-pointer: Delaware State, 11-10-12 (0-of-0) and Baylor, 11-13-12 (0-3)

Opponent hit 10 or more 3-pointers: 11 by Mizzou, 1-5-17

Hit 10 or more 3-pointers: 10 vs. Morehead State, 11-22-17

Hit 11 or more 3-pointers: 12 vs. New Hampshire, 11-17-16

Hit 12 or more 3-pointers: 12 vs. New Hampshire, 11-17-16

Hit 13 or more 3-pointers: *14 vs. Mississippi State, 1-8-12 (14-of-30)

Pulled down 60 or more rebounds: *67 vs. Morehead State, 11-18-15

Pulled down 65 or more rebounds: *67 vs. Morehead State, 11-18-15

Had 20 or more Reb. than Opp: 25 vs. GWU., 11-12-17 (53-28)

Had 30 or more assists in a game: 32 vs. Morehead St., 11-18-15

Had 20 or more assists in a game: 25 vs. Morehead St., 11-22-17

Had 20 or more assists in three straight games: 4 - 32 vs. Morehead St., 11-18-15; 24 vs. Colorado 11-22-15; 26 vs. Eastern Michigan 11-25-15; 22 vs. Jackson State 11-29-15

Had 20 or more assists in four straight games: 32 vs. Morehead St., 11-18-15; 24 vs. Colorado 11-22-15; 26 vs. Eastern Michigan 11-25-15; 22 vs. Jackson State 11-29-15

Had 20 or more assists in five straight games: 26 vs. Louisville (2/23/82); 25 vs. Alabama (2/26/82); 29 vs. LSU (2/27/82), 27 vs. Tennessee (2/28/82) and 24 vs. Illinois (3/14/82)

Had 19 or more blocks in a game: *19 vs. North Carolina A&T, 12-6-05

Had 10 or more blocks in a game: 12 vs. Wright State, 3-22-14

Opponent had 10 or more blocks in a game: 10 vs. Ohio State, 3-19-17

Had 10 or more steals in a game: 11 vs. Vanderbilt, 2-5-17

Had 20 or more steals in a game: 24 vs. Georgia Southern, 11-13-13

Had 25 or more steals in a game: *28 vs. West Virginia, 12-12-93

Opponent had 10 or more steals in a game: 10 by Alabama, 1-12-17

Forced 30 or more turnovers in a game: 37 vs. Jackson State, 11-29-15

Forced 30 or more turnovers in an SEC game: 31 vs. Tennessee, 3-3-13

Forced 40 or more turnovers in a game: *49 vs. ARK-Pine Bluff, 12-11-11

Committed 30 or more turnovers in a game: 30 at Florida, 1-31-16

Committed 30 or more turnovers and won: 34 vs. Green Bay, 3-19-12

Committed five turnovers or fewer: 5 vs. New Hampshire, 11-17-16

Committed 10 turnovers or fewer in a non-con game: 7 vs. Gardner-Webb, 11-12-17

Committed 10 turnovers or fewer in an SEC game: 10 vs. S. Carolina, 3-4-17

Committed more turnovers than the opponent: at Washington State (17-12), 11-19-17

Opponent committed fewer than 10 turnovers: 6 by Ohio St., 3-19-17

Attempted 40 FT: 42 vs. Tennessee St., 3-20-15

Attempted fewer than five FT: 4 vs. South Carolina, 1-13-11

Made 30 FT: 31 vs. Tennessee St., 3-20-15

Made 40 FT: 49* vs. Baylor, 12-6-13

Hit 100 percent from the free-throw line (min. 10 made): *12-of-12 vs. Missouri, 1-13-13

Won an overtime game: vs. Miss. State, 2-23-17, (78-75) (H) 1OT

Lost an overtime game: vs. Arizona State, 12-11-16 (73-71) (A) 1OT

Played a double-overtime game: vs. Miss. State, 2-12-15 (92-90) (H)

Played a triple-overtime game: vs. Baylor, 12-6-13 (133-130) (N) 4OT

Played a quadruple-overtime game: vs. Baylor, 12-6-13 (133-130) (N) 4OT

Started three freshmen in a game: (Evans, Conwright, Drake) vs. UTC, 12-11-10

Started four freshmen in a game: (Mendeng, Helm, Hawthorne, Stoglin) vs. Tennessee, 1-27-2001

Defeated a Top-5 opponent: 2-23-17 - #22/rv UK 78 - #3/2 vs. Miss. State 75 (OT) (H)

Defeated a Top-10 opponent: 2-23-17 - #22/rv UK 78 - #3/2 vs. Miss. State 75 (OT) (H)

Defeated a Top-25 opponent: 2-23-17 - #22/rv UK 78 - #3/2 vs. Miss. State 75 (OT) (H)

Defeated a Top-25 non-conference opponent at home: 12-1-16 - #17 UK 82 - #12 Oklahoma 68 (H)

Defeated a Top-25 non-conference opponent on the road: 11-15-15 - #17/18 UK 68 - #15/15 Arizona State 64 (A)

Defeated a Top-25 opponent at a neutral site: 3-4-16 #13/13 UK 92 - #25/24 Florida 69 (N) - SEC Tournament Quarterfinals

Defeated a Top-10 SEC opponent at home: 2-23-17 - #22/rv UK 78 - #3/2 vs. Miss. State 75 (OT) (H)

Defeated a Top-25 SEC opponent at home: 2-23-17 - #22/rv UK 78 - #3/2 vs. Miss. State 75 (OT) (H)

Defeated a Top-25 opponent on the road: 2-18-16 - #16/16 UK 83 - #14/14 Mississippi State 60 (A)

Defeated a Top-25 SEC opponent on the road: 2-18-16 - #16/16 UK 83 - #14/14 Mississippi State 60 (A)

Defeated a Top-10 opponent on the road: 12-7-14 - UK 77 - #7/7 Louisville 68 (A)

Defeated a Top-10 SEC opponent on the road: 2-16-14 - UK 75 - #8/8 Tennessee 71 (A)

Was defeated by an unranked opp. (while ranked) at home: vs. Texas A&M (77-68), 1-8-17 (#24/rv)

Was defeated by an unranked opp. (while ranked) on the road: at Missouri (73-67), 1-30-17 (#25/nr)

Was defeated by an unranked opp. (while ranked) at a neutral site: vs. Illinois (77-71), 11-27-14 (#9/10)

* Denotes a school record

Head Coach Matthew Mitchell

UK's All-Time Winningest Coach

11th Season at Kentucky



- Became UK's all-time winningest coach on March 3, 2013 with 139 wins in just six seasons.
- Has 102 career SEC wins, which ranks 10th most in league history
- Two-time AP SEC Coach of the Year (2010 & 2012).
- Led UK to postseason event every season. (2 WNIT, 8 NCAA)
- School-record eight consecutive NCAA Tournament appearances.
- Three NCAA Elite Eight finishes. (2010, 2012 and 2013)
- Five Sweet 16 appearances. (2010, 2012, 2013, 2014, 2016)
- Led UK to its first SEC Regular Season Championship in 30 years during the 2011-12 season.
- Nine top-four finishes in the SEC in his 10 seasons.
- Four SEC Tournament title game appearances in the last six years. (2010, 2011, 2013, 2014)
- 132 consecutive appearances in the AP Top 25 poll from 2009-10 to 2016-17 (eighth longest streak in poll history.)
- School-record eight straight 20-win seasons.
- Compiled an impressive 149-29 (.837) mark at home (includes Rupp Arena), including a 129-15 (.895) over the last eight seasons.
- Led UK to a school-record 30 wins in 2012-13.
- Led UK to a school-record 13 SEC wins in 2011-12 and 2012-13.
- Sixteen NCAA Tournament wins.
- Forty-seven wins over ranked opponents, including 16 over top 10.
- Seven top-20 recruiting classes, including the nation's fifth-ranked class in 2009-10 and 2012-13 and 16th-ranked class in 2016-17.
- Has coached 18 All-Conference Performers, including two who were named SEC Player of the Year in Victoria Dunlap (twice) and A'dia Mathies (twice), two who were SEC Freshman of the Year winners in A'dia Mathies and Bria Goss, and two SEC (Co) 6th Women of the Year winners in Keyla Snowden and Jennifer O'Neill (2014 and 2015).

- A UK player won the AP SEC Player of the Year 4 straight years, the 1st SEC school to accomplish that feat.
- Under his leadership, 34 different players have been named to the SEC Academic Honor Roll, seven have been All-SEC Freshmen honorees, three were named All-Americans, including just the second State Farm/WBCA All-American in school history in Victoria Dunlap and one player (Chelsea Chowning) was named an Academic All-American, the first in school history.

- Five WNBA draft picks, including three in the first round - Dunlap was UK's first WNBA first round draft pick when she was chosen as the 11th overall pick in the 2011 WNBA Draft and A'dia Mathies was selected 10th overall by the Los Angeles Sparks in the 2013 draft. Last year, Evelyn Akhator became UK's highest ever pick when she went third overall to the Dallas Wings before Makayla Epps went 33rd overall to Chicago.

DIY YOU KNOW?

- Coach Mitchell and his three brothers (David, Mark, Stephen) are all Eagle Scouts.
- Named an honorary Rotarian in the Lexington chapter in 2011.
- Has three daughters, Lacy Lea Arant, Saylor Rose and Presley Blue ... Lacy is a 2012 graduate of Mississippi State ... Daughter, Saylor Rose, is named after former Wildcat, Victoria Essence Rose Dunlap.
- Became a grandfather in October 2017 as Lacy and her husband Stephen had their first son.
- Used to be the lead singer of a band called "Coach Mitchell and the B Team" and is now the lead singer of "Matthew Mitchell and the Go Big Blue Band" which played prior to the football team's season opener at The New CWS.
- Gave \$100,000 of his new seven-year contract (May, 2012) back to the University of Kentucky for academic purposes.
- In 2014, pledged \$1 million over the next 10 years to UK Athletics through the Mitchell Family Foundation.
- In 2016, Matthew and Jenna were presented the Community Service Award by the Urban League of Lexington.

Year	School	Pos.	Record	SEC	Postseason
17-18	Kentucky	Head Coach	5-0	0-0	n/a
16-17	Kentucky	Head Coach	22-11	11-5	NCAA Second Round/SEC Semifinals
15-16	Kentucky	Head Coach	25-8	10-6	NCAA Sweet 16/SEC Semifinals
14-15	Kentucky	Head Coach	24-10	10-6	NCAA Second Round/SEC Semifinals
13-14	Kentucky	Head Coach	26-9	10-6	NCAA Sweet 16/SEC Tournament Finals
12-13	Kentucky	Head Coach	30-6	13-3	NCAA Elite Eight/SEC Tournament Finals
11-12	Kentucky	Head Coach	28-7	13-3	NCAA Elite Eight/SEC Regular Season Champions
10-11	Kentucky	Head Coach	25-9	11-5	NCAA Second Round/SEC Tournament Finals
09-10	Kentucky	Head Coach	28-8	11-5	NCAA Elite Eight/SEC Tournament Finals
08-09	Kentucky	Head Coach	16-16	5-9	WNIT Second Round
07-08	Kentucky	Head Coach	17-16	8-6	WNIT Quarterfinals/SEC Tournament Semifinals
06-07	Morehead St.	Head Coach	14-16		Third-place OVC finish
05-06	Morehead St.	Head Coach	16-13		OVC Tournament Semifinals
04-05	Kentucky	Asst. Coach	18-16		WNIT final four
03-04	Kentucky	Asst. Coach	11-17		-
02-03	Florida	Asst. Coach	9-19		-
01-02	Florida	Asst. Coach	18-11		NCAA Tournament
2000-01	Florida	Asst. Coach	24-6		NCAA Tournament
1999-00	Tennessee	Grad. Asst.	33-4		NCAA Runner-up

MITCHELL VS. OPPONENTS

	UK	Overall
Alabama	11-2	11-2
Alabama A&M	2-0	2-0
Albany	1-0	1-0
Alcorn State	1-0	1-0
Appalachian State	1-0	1-0
Arizona State	1-1	1-1
Arkansas	11-1	11-1
Arkansas Pine-Bluff	2-0	2-0
Auburn	11-3	11-3
Austin Peay	-	4-1
Baylor	2-2	2-2
Belmont	2-0	2-0
Binghamton	-	1-0
Bradley	1-0	1-0
Boston	1-0	1-0
Butler	1-0	1-0
Centenary	-	1-0
Central Michigan	2-0	2-0
Chattanooga	1-0	1-0
Cincinnati	2-0	2-0
College of Charleston	-	1-0
Colorado	1-1	1-1
Connecticut	0-2	0-2
Dayton	1-1	1-1
Delaware	1-0	1-0
Delaware State	1-0	1-0
DePaul	2-0	2-0
Duke	2-4	2-4
East Tennessee State	1-1	1-1
Eastern Illinois	-	3-1
Eastern Kentucky	-	3-1
Eastern Michigan	1-0	1-1
Evansville	-	0-1
Florida	11-4	11-5
Florida Atlantic	1-0	1-0
Florida A&M	1-0	1-0
Furman	1-0	1-0
Gardner-Webb	1-0	1-0
Georgia	9-7	9-7
Georgia Southern	1-0	1-0
George Washington	1-1	1-1
Gonzaga	1-0	1-1
Grambling State	1-0	2-0
Green Bay	1-0	1-0
Hampton	1-0	1-0
High Point	1-0	1-0
Illinois	0-1	0-1
IUPUI	1-0	1-1
Jackson State	1-0	1-0
Jacksonville State	1-0	4-1
James Madison	1-0	1-0
Kentucky Christian	-	1-0
Liberty	1-0	1-0
Lipscomb	2-0	2-0
Long Island	1-0	1-0
LSU	8-8	8-8
Louisville	6-4	6-4
Marist	2-0	2-0
Marshall	-	0-2
Marquette	0-1	0-1
McNeese State	2-0	2-0
Miami (Fla.)	1-0	1-0
Miami Ohio	4-0	4-0
Michigan	0-2	0-2
Michigan State	1-0	1-0
Middle Tennessee	6-2	6-2
Minnesota	0-1	0-1
Mississippi State	12-1	12-2
Mississippi Valley State	2-0	2-0
Missouri	5-1	5-1
Montana	1-0	1-0
Morehead State	8-0	8-0
Murray State	1-0	2-3
Navy	1-0	1-0
Nebraska	1-0	1-0
Nebraska Omaha	1-0	1-0
New Hampshire	1-0	1-0
Northeastern	1-0	1-0
Northern Kentucky	2-0	2-0
North Carolina	0-1	0-1
North Carolina A&T	1-0	1-0
Notre Dame	1-1	1-1
Ohio State	0-1	0-1
Oklahoma	3-1	3-1
Ole Miss	8-3	8-3
Old Dominion	0-1	0-1
Pepperdine	1-0	1-0
Pikeville College	-	1-0
Radford	1-0	1-0
Rice	1-0	1-0
Sacramento State	1-0	1-0
Samford	2-0	3-3
Sam Houston State	1-0	1-0
South Alabama	1-0	1-0
South Carolina	10-13	10-13
South Carolina-Upstate	2-0	2-0
South Florida	1-0	1-0
Southeast Missouri	-	1-3
Southern Miss	2-0	2-0
Syracuse	1-0	1-0
Tennessee	5-13	5-13
Tennessee-Chattanooga	2-0	2-0
Tennessee-Martin	2-0	5-2
Tennessee State	3-0	3-0
Tennessee Tech	1-0	2-4
Texas	0-1	0-1
Texas A&M	4-3	4-3
UC Santa Barbara	3-0	3-0
UNC Asheville	1-0	1-0
Vanderbilt	12-4	12-4
Virginia Tech	-	0-1
Wagner	1-0	1-0
Washington	0-1	0-1
Washington State	2-0	2-0
Western Kentucky	0-2	0-3
William & Mary	1-0	1-0
Wisconsin	0-1	0-1
Wright State	1-0	1-0
Wofford	1-0	1-0
Xavier	0-2	0-3
Yale	1-0	1-0
Total	246-100	276-129

MISCELLANEOUS STATS

LEADING SCORER

Taylor Murray	2
Maci Morris	2
Alyssa Rice	1

LEADING REBOUNDER

Makenzie Cann	2
Dorie Harrison	1
Maci Morris	1
Taylor Murray	1

LEADER IN ASSISTS

Dorie Harrison	1
Maci Morris	1
Taylor Murray	4
Kameron Roach	1
Jaida Roper	2

CHARGES DRAWN

Kentucky	5
Tatyana Wyatt	1
Alyssa Rice	2
Jaida Roper	1
Jessica Hardin	1
Opponents	2

10-SEC. BACKCOURT VIOLATION FORCED

Kentucky	1
Opponent	0

5-SEC. OUT-OF-BOUNDS CALLS FORCED

Kentucky	1
Opponent	0

SHOT CLOCK VIOLATIONS FORCED

Kentucky	0
Opponent	2

20-POINT SCORING GAMES

Maci Morris	1
Taylor Murray	1

30-POINT SCORING GAMES

TBD	
-----	--

40-POINT SCORING GAMES

TBD	
-----	--

DOUBLE-FIGURE SCORING GAMES

Taylor Murray	3
Maci Morris	5
Makenzie Cann	4
Tatyana Wyatt	1
Dorie Harrison	1
Alyssa Rice	1
Jaida Roper	3
Amanda Paschal	1

DOUBLE-FIGURE REBOUND GAMES

Makenzie Cann	2
Maci Morris	1
Taylor Murray	1

20-PLUS REBOUNDING GAMES

TBD	
-----	--

SEASON DOUBLE-DOUBLES

Makenzie Cann	2
Maci Morris	1
Taylor Murray	1

TECHNICAL FOULS

Kentucky	0
Opponent	0

UK'S FIRST SUBSTITUTION

Jaida Roper	5
Amanda Paschal	1

FIRST TO SCORE

Makenzie Cann	1
Dorie Harrison	1
Taylor Murray	1
Alyssa Rice	2

JUMP BALLS CONTROLLED

Kentucky	1
Opponent	4

RUNS OF 10 OR BETTER

Kentucky	5
Opponent	2

LARGEST HALFTIME LEAD

vs. Gardner-Webb	19
vs. Morehead State	19

LARGEST HALFTIME LEAD (SEC)

TBD	
-----	--

LARGEST HALFTIME DEFICIT

at Washington State	1
---------------------	---

LARGEST HALFTIME DEFICIT (SEC)

TBD	
-----	--

LARGEST UK LEAD

vs. Gardner-Webb	38
vs. Morehead State	38

LARGEST UK WIN

vs. Gardner-Webb	38
------------------	----

LARGEST UK WIN (SEC)

TBD	
-----	--

LARGEST UK DEFICIT

at Washington State	11
---------------------	----

LARGEST UK DEFICIT (SEC)

TBD	
-----	--

LARGEST UK LOSS

TBD	
-----	--

LARGEST UK LOSS (SEC)

TBD	
-----	--

MOST CONSECUTIVE POINTS

vs. Gardner-Webb	19
------------------	----

MOST CONSECUTIVE POINTS (SEC)

TBD	
-----	--

MOST CONSECUTIVE OPP. POINTS

at Montana	11
------------	----

MOST CONSECUTIVE OPP. PTS (SEC)

TBD	
-----	--

LARGEST LEAD IN 1ST HALF

vs. Morehead State	26
--------------------	----

SPECIALTY STATS

PP - Points in the paint; POT - Points off turnovers; 2nd - Second-chance points; FB - Fast break points; BP - Bench points

KENTUCKY/OPPONENT

Opponent	PP	POT	2nd	FB	BP
vs. Sacramento State	48/40	18/9	17/7	0/0	36/11
vs. Gardner-Webb	42/8	17/6	15/2	8/0	28/0
at Montana	26/20	18/10	9/12	6/0	14/22
at Washington State	26/36	17/10	17/13	14/4	12/25
vs. Morehead State	28/28	20/10	11/16	2/0	33/13
Total	170/132	90/45	69/50	28/4	123/71

CLUTCH FREE THROWS - INDIVIDUAL/SEASON TOTALS

(final three minutes of regulation and overtime in a six-point game)

Player	FT-FTA	Pct.
Makenzie Cann	4-4	1.000
Maci Morris	2-2	1.000
Alyssa Rice	1-2	.500
TOTAL	7-8	.875

LARGEST DEFICIT IN 1ST HALF

at Washington State	11
---------------------	----

LARGEST LEAD IN 2ND HALF

vs. Gardner-Webb	38
vs. Morehead State	38

LARGEST DEFICIT IN 2ND HALF

at Washington State	2
---------------------	---

LARGEST LEAD IN LOSS

TBD	
-----	--

LARGEST 1ST HALF DEFICIT IN WIN

at Washington State	11
---------------------	----

LARGEST 2ND HALF DEFICIT IN WIN

at Washington State	2
---------------------	---

LARGEST 1ST HALF DEFICIT IN SEC WIN

TBD	
-----	--

LARGEST 2ND HALF DEFICIT IN SEC WIN

TBD	
-----	--

LONGEST WINNING STREAK

Nov. 10-Pres.	5
---------------	---

LONGEST SEC WINNING STREAK

TBD	
-----	--

LONGEST LOSING STREAK

TBD	
-----	--

LARGEST MEMORIAL COL. CROWD

vs. Morehead State	4,710
--------------------	-------

LARGEST HOME CROWD

vs. Morehead State	4,710
--------------------	-------

LARGEST ROAD CROWD

at Montana	2,808
------------	-------

LARGEST NEUTRAL CROWD

TBD	
-----	--

KENTUCKY WBB 2017-18 PLAYER BIOS

0

LaShae HalseL • 6-0 • FORWARD • JUNIOR

BOWLING GREEN, KY. (WARREN CENTRAL HS)



2017-18 (Junior)

- Scored her first career points against Morehead State on Nov. 22, scoring two points with one rebound and one assist in three minutes of action.
- Recorded her first career assist vs. Gardner-Webb on Nov. 12.
- Saw three minutes of action in the season opener vs. Sacramento State, grabbing one defensive board.
- Physical post/wing that has worked hard to improve her game since walking on to the program in the fall of 2016.
- Saw action in seven games last season, recording four rebounds and one block in 12 minutes.

2017-18 Season Highs

POINTS:	2 vs. Morehead State, 11/22/17
FGM:	1 vs. Morehead State, 11/22/17
FGA:	1 vs. Morehead State, 11/22/17
FTM:	-
FTA:	-
3FGM:	-
3FGA:	-
O-REBOUNDS:	-
D-REBOUNDS:	1, twice, last vs. Morehead State, 11/22/17
TOTAL REBOUNDS:	1, 2x, last vs. Morehead State, 11/22/17
ASSISTS:	1, twice, last vs. Morehead State, 11/22/17
BLOCKS:	-
STEALS:	-
MINUTES:	3, twice, last vs. Morehead State, 11/22/17

Career Highs

POINTS:	2 vs. Morehead State, 11/22/17
FGM:	1 vs. Morehead State, 11/22/17
FGA:	2 vs. Radford, 12/18/16
FTM:	-
FTA:	-
3FGM:	-
3FGA:	-
O-REBOUNDS:	2 vs. Radford, 12/18/16
D-REBOUNDS:	1, 4x, last vs. Morehead State, 11/22/17
TOTAL REBOUNDS:	3 vs. Radford, 12/18/16
ASSISTS:	1, twice, last vs. Morehead State, 11/22/17
BLOCKS:	1 vs. Radford, 12/18/16
STEALS:	-
MINUTES:	3, 3x, last vs. Morehead State, 11/22/17

HalseL's 2017-18 Game-by-Game Statistics

Opponent	Min	FG-A	3PT-A	FT-A	O-D-T	PF	A	TO	BS	ST	PTS
vs. Sacramento St.	3	0-0	0-0	0-0	0-1-1	0	0	0	0	0	0
vs. Gardner-Webb	2	0-0	0-0	0-0	0-0-0	0	1	0	0	0	0
at Montana					DNP - Coach's Decision						
at Washington St.					DNP - Coach's Decision						
vs. Morehead St.	3	1-1	0-0	0-0	0-1-1	0	1	1	0	0	2
vs. Marshall											
at Baylor											
vs. Tennessee Tech											
vs. Evansville											
at FGCU											
at Miami (Fla.)											
vs. Louisville											
vs. California											
at Middle Tennessee											
vs. Tennessee											
at TAMU											
vs. Georgia											
at Florida											
at Vanderbilt											
vs. South Carolina											
vs. Alabama											
at Arkansas											
vs. Auburn											
vs. LSU											
at Missouri											
at Mississippi St.											
vs. Arkansas											
at South Carolina											
at Ole Miss											
vs. Mississippi St.											

* Started game

Extras

	17-18	Career
Scored 10+ Points	-	-
Scored 15+ Points	-	-
Scored 20+ Points	-	-
Made 3+ 3FG	-	-
Double-figure Rebounds	-	-
Double-doubles	-	-
3+ Assists	-	-
2+ Steals	-	-
Led UK in Scoring	-	-
Led UK in Rebounds	-	-
Led UK in Assists	-	-
Led UK in Steals	-	-
Led UK in Blocks	-	-

LaShae HalseL's Career Stats

Year	GP-GS	MIN	FG-FGA	PCT	3FG-FGA	PCT	FT-FTA	PCT	OFF-DEF	TOT-AVG	PF-FO	A	TO	BLK	ST	PTS-AVG
2016-17	7-0	12-1.7	0-3	.000	0-0	.000	0-0	.000	2-2	4-0.6	1-0	0	0	1	0	0-0.0
2017-18	3-0	8-2.7	1-1	1.000	0-0	.000	0-0	.000	0-2	2-0.7	0-0	2	1	0	0	2-0.7
TOTAL	10-0	20-2.0	1-4	.250	0-0	.000	0-0	.000	2-4	6-0.6	1-0	2	1	1	0	2-0.2

KENTUCKY WBB 2017-18 PLAYER BIOS

2

PAIGE POFFENBERGER • 5-8 • GUARD • SOPHOMORE

MORGANTOWN, W.VA. (MORGANTOWN HS)



2017-18 (Sophomore)

- Sat out Kentucky's first two games due to concussion protocol.
- Played four minutes against Montana, adding one assist.
- Joined the team as a walk-on in the fall of 2016, and was given more and more playing time due to her strong effort and hustle on the defensive end.
- Hard-nosed player who prides herself in her defensive intensity.
- Played in 21 games during her freshman campaign, averaging 5.9 minutes per game.
- Scored 19 total points on the season with 15 rebounds and six steals.

2017-18 Season Highs

POINTS:	-
FGM:	-
FGA:	2 at Montana, 11/16/17
FTM:	-
FTA:	-
3FGM:	-
3FGA:	1 at Montana, 11/16/17
O-REBOUNDS:	-
D-REBOUNDS:	-
TOTAL REBOUNDS:	-
ASSISTS:	1 at Montana, 11/16/17
BLOCKS:	-
STEALS:	-
MINUTES:	5 vs. Morehead State, 11/22/17

Career Highs

POINTS:	5 vs. TAMU, 01/08/17
FGM:	2 vs. TAMU, 01/08/17
FGA:	5 vs. New Hampshire, 11/17/16
FTM:	2 vs. Florida, 02/19/17
FTA:	2, twice, last vs. Florida, 02/19/17
3FGM:	1, twice, last vs. TAMU, 01/08/17
3FGA:	2 vs. Missouri, 01/05/17
O-REBOUNDS:	1, twice, last vs. New Hampshire, 11/17/16
D-REBOUNDS:	4 at Alabama, 01/12/17
TOTAL REBOUNDS:	4 at Alabama, 01/12/17
ASSISTS:	1, twice, last at Montana, 11/16/17
BLOCKS:	-
STEALS:	3 vs. Vanderbilt, 02/05/17
MINUTES:	18 vs. Ole Miss, 01/26/17

Poffenberger's 2017-18 Game-by-Game Statistics

Opponent	Min	FG-A	3PT-A	FT-A	O-D-T	PF	A	TO	BS	ST	PTS
vs. Sacramento St.					DNP - Concussion						
vs. Gardner-Webb					DNP - Concussion						
at Montana	4	0-2	0-1	0-0	0-0-0	1	1	0	0	0	0
at Washington St.					DNP - Coach's Decision						
vs. Morehead St.	5	0-0	0-0	0-0	0-0-0	1	0	0	0	0	0
vs. Marshall											
at Baylor											
vs. Tennessee Tech											
vs. Evansville											
at FGCU											
at Miami (Fla.)											
vs. Louisville											
vs. California											
at Middle Tennessee											
vs. Tennessee											
at TAMU											
vs Georgia											
at Florida											
at Vanderbilt											
vs. South Carolina											
vs. Alabama											
at Arkansas											
vs. Auburn											
vs. LSU											
at Missouri											
at Mississippi St.											
vs. Arkansas											
at South Carolina											
at Ole Miss											
vs. Mississippi St.											

* Started game

Extras

	17-18	Career
Scored 10+ Points	-	-
Scored 15+ Points	-	-
Scored 20+ Points	-	-
Made 3+ 3FG	-	-
Double-figure Rebounds	-	-
Double-doubles	-	-
3+ Assists	-	-
2+ Steals	-	1
Led UK in Scoring	-	-
Led UK in Rebounds	-	-
Led UK in Assists	-	-
Led UK in Steals	-	-
Led UK in Blocks	-	-

Paige Poffenberger's Career Stats

Year	GP-GS	MIN	FG-FGA	PCT	3FG-FGA	PCT	FT-FTA	PCT	OFF-DEF	TOT-AVG	PF-FO	A	TO	BLK	ST	PTS-AVG
2016-17	21-0	123-5.9	7-19	.368	2-6	.333	3-4	.750	2-13	15-0.7	11-0	1	9	0	6	19-0.9
2017-18	2-0	9-4.5	0-2	.000	0-1	.000	0-0	.000	0-0	0-0.0	2-0	1	0	0	0	0-0.0
TOTAL	23-0	132-5.7	7-21	.333	2-7	.286	3-4	.750	2-13	15-0.7	13-0	2	9	0	6	19-0.8

KENTUCKY WBB 2017-18 PLAYER BIOS

3

KeKe McKinney • 6-1 • FORWARD • FRESHMAN

KNOXVILLE, TENN. (FULTON HS)



2017-18 (Freshman)

- Played 20 minutes against Morehead State on Nov. 22, adding five points, six rebounds and a team/career high three blocks.
- Had a balanced effort vs. Gardner-Webb on Nov. 12, adding seven points and seven boards in 18 minutes of action.
- Led the Wildcats with five offensive boards vs. GWU.
- Played 12 minutes in her Kentucky debut, adding three points, two rebounds and two steals.
- A four-star prospect by ESPN.com, which tabbed her the 88th overall player in the 2017 class, including the 17th best wing
- An impressive wing that led Fulton High School to a state tournament berth and 27 wins her senior season, averaging a double-double with over 16 points and 11 rebounds per game.

- All-around athlete that can play multiple positions and really defend the post or the perimeter.

2017-18 Season Highs

POINTS:	7 vs. Gardner-Webb, 11/12/17
FGM:	3 vs. Gardner-Webb, 11/12/17
FGA:	9 vs. Gardner-Webb, 11/12/17
FTM:	1 vs. Sacramento St., 11/10/17
FTA:	2 vs. Sacramento St., 11/10/17
3FGM:	1 vs. Gardner-Webb, 11/12/17
3FGA:	3, twice, last vs. Gardner-Webb, 11/12/17
O-REBOUNDS:	5 vs. Gardner-Webb, 11/12/17
D-REBOUNDS:	3 vs. Morehead State, 11/22/17
TOTAL REBOUNDS:	7 vs. Gardner-Webb, 11/12/17
ASSISTS:	1 at Montana, 11/16/17
BLOCKS:	3 vs. Morehead State, 11/22/17
STEALS:	2 vs. Sacramento St., 11/10/17
MINUTES:	20 vs. Morehead State, 11/22/17

Career Highs

POINTS:	7 vs. Gardner-Webb, 11/12/17
FGM:	3 vs. Gardner-Webb, 11/12/17
FGA:	9 vs. Gardner-Webb, 11/12/17
FTM:	1 vs. Sacramento St., 11/10/17
FTA:	2 vs. Sacramento St., 11/10/17
3FGM:	1 vs. Gardner-Webb, 11/12/17
3FGA:	3, twice, last vs. Gardner-Webb, 11/12/17
O-REBOUNDS:	5 vs. Gardner-Webb, 11/12/17
D-REBOUNDS:	3 vs. Morehead State, 11/22/17
TOTAL REBOUNDS:	7 vs. Gardner-Webb, 11/12/17
ASSISTS:	1 at Montana, 11/16/17
BLOCKS:	3 vs. Morehead State, 11/22/17
STEALS:	2 vs. Sacramento St., 11/10/17
MINUTES:	20 vs. Morehead State, 11/22/17

McKinney's 2017-18 Game-by-Game Statistics

Opponent	Min	FG-A	3PT-A	FT-A	O-D-T	PF	A	TO	BS	ST	PTS
vs. Sacramento St.	12	1-5	0-3	1-2	1-1-2	1	0	1	0	2	3
vs. Gardner-Webb	18	3-9	1-3	0-0	5-2-7	1	0	1	0	0	7
at Montana	15	0-2	0-1	0-0	0-2-2	4	1	0	0	1	0
at Washington St.	12	0-1	0-1	0-0	0-0-0	1	0	0	0	0	0
vs. Morehead St.	20	2-5	0-1	1-2	3-3-6	3	0	2	3	1	5
vs. Marshall											
at Baylor											
vs. Tennessee Tech											
vs. Evansville											
at FGCU											
at Miami (Fla.)											
vs. Louisville											
vs. California											
at Middle Tennessee											
vs. Tennessee											
at TAMU											
vs Georgia											
at Florida											
at Vanderbilt											
vs. South Carolina											
vs. Alabama											
at Arkansas											
vs. Auburn											
vs. LSU											
at Missouri											
at Mississippi St.											
vs. Arkansas											
at South Carolina											
at Ole Miss											
vs. Mississippi St.											

* Started game

Extras

	17-18	Career
Scored 10+ Points	-	-
Scored 15+ Points	-	-
Scored 20+ Points	-	-
Made 3+ 3FG	-	-
Double-figure Rebounds	-	-
Double-doubles	-	-
3+ Assists	-	-
2+ Steals	1	1
Led UK in Scoring	-	-
Led UK in Rebounds	-	-
Led UK in Assists	-	-
Led UK in Steals	1	1
Led UK in Blocks	1	1

KeKe McKinney's Career Stats

Year	GP-GS	MIN	FG-FGA	PCT	3FG-FGA	PCT	FT-FTA	PCT	OFF-DEF	TOT-AVG	PF-FO	A	TO	BLK	ST	PTS-AVG
2017-18	5-0	76-15.2	6-22	.273	1-9	.111	2-4	.500	9-8	17-3.4	10-0	1	4	3	4	15-3.0
TOTAL	5-0	76-15.2	6-22	.273	1-9	.111	2-4	.500	9-8	17-3.4	10-0	1	4	3	4	15-3.0

KENTUCKY WBB 2017-18 PLAYER BIOS

4

MACI MORRIS • 6-0 • GUARD • JUNIOR

PINEVILLE, KY. (BELL COUNTY HS)



2017-18 (Junior)

- Led UK in scoring for the second time this season against Morehead State with 19 points, tying her career high with five made 3s in the game.
- With five made 3-pointers on Wednesday, Morris moved into No. 7 on Kentucky's list of all-time 3-pointers made with 115 total.
- Posted 20 points in the win at Washington State for her second career 20+ performance.
- With her three 3s against WSU, entered the UK record book at No. 10 in 3-pointers made with 110.
- Had a then season-high 16 points at Montana on Nov. 16.
- The only player on the team to record double-digit scoring in all five games played.
- Recorded her first career double-double vs. Gardner-Webb on Nov. 12, adding 10 points and a career-high 10 boards.

2017-18 Season Highs

POINTS:	20 at Washington State, 11/19/17
FGM:	7, twice, last vs. Morehead State, 11/22/17
FGA:	13 vs. Gardner-Webb, 11/12/17
FTM:	3 at Washington State, 11/19/17
FTA:	4 at Washington State, 11/22/17
3FGM:	5 vs. Morehead State, 11/22/17
3FGA:	6, 3x, last vs. Morehead State, 11/22/17
O-REBOUNDS:	2 at Washington State, 11/19/17
D-REBOUNDS:	9 vs. Gardner-Webb, 11/12/17
TOTAL REBOUNDS:	10 vs. Gardner-Webb, 11/12/17
ASSISTS:	4 vs. Gardner-Webb, 11/12/17
BLOCKS:	3 vs. Gardner-Webb, 11/12/17
STEALS:	3 vs. Morehead State, 11/22/17
MINUTES:	32, twice, last at Washington State, 11/19/17

Career Highs

POINTS:	29 vs. Arizona St., 12/11/16
FGM:	9 vs. Arizona St., 12/11/16
FGA:	21 at Tennessee, 01/01/17
FTM:	9 vs. Arizona St., 12/11/16
FTA:	9 vs. Arizona St., 12/11/16
3FGM:	5, 3x, last vs. Morehead State, 11/22/17
3FGA:	10 at Auburn, 01/22/17
O-REBOUNDS:	3 vs. Morehead State, 11/23/16
D-REBOUNDS:	9, twice, last vs. Gardner-Webb, 11/12/17
TOTAL REBOUNDS:	10 vs. Gardner-Webb, 11/12/17
ASSISTS:	4, 3x, last vs. Gardner-Webb, 11/12/17
BLOCKS:	3 vs. Gardner-Webb, 11/12/17
STEALS:	3 vs. Morehead State, 11/22/17
MINUTES:	42 at Louisville, 12/04/16

Morris' 2017-18 Game-by-Game Statistics

Opponent	Min	FG-A	3PT-A	FT-A	O-D-T	PF	A	TO	BS	ST	PTS
vs. Sacramento St.	16*	4-8	2-3	2-2	1-3-4	3	2	1	0	1	12
vs. Gardner-Webb	32*	4-13	0-5	2-2	1-9-10	2	4	2	3	1	10
at Montana	31*	5-8	3-6	3-3	0-2-2	4	2	2	1	0	16
at Washington St.	32*	7-16	3-6	3-4	2-4-6	2	1	4	0	1	20
vs. Morehead St.	23*	7-8	5-6	0-0	0-2-2	2	3	2	0	3	19
vs. Marshall											
at Baylor											
vs. Tennessee Tech											
vs. Evansville											
at FGCU											
at Miami (Fla.)											
vs. Louisville											
vs. California											
at Middle Tennessee											
vs. Tennessee											
at TAMU											
vs Georgia											
at Florida											
at Vanderbilt											
vs. South Carolina											
vs. Alabama											
at Arkansas											
vs. Auburn											
vs. LSU											
at Missouri											
at Mississippi St.											
vs. Arkansas											
at South Carolina											
at Ole Miss											
vs. Mississippi St.											

* Started game

Extras

	17-18	Career
Scored 10+ Points	5	43
Scored 15+ Points	3	14
Scored 20+ Points	1	2
Made 3+ 3FG	3	15
Double-figure Rebounds	1	1
Double-doubles	1	1
3+ Assists	2	13
2+ Steals	1	8
Led UK in Scoring	2	7
Led UK in Rebounds	1	3
Led UK in Assists	1	5
Led UK in Blocks	2	13

Maci Morris' Career Stats


Year	GP-GS	MIN	FG-FGA	PCT	3FG-FGA	PCT	FT-FTA	PCT	OFF-DEF	TOT-AVG	PF-FO	A	TO	BLK	ST	PTS-AVG
2015-16	33-33	820-24.8	101-254	.398	49-125	.392	30-35	.857	8-77	85-2.6	78-4	31	54	7	19	281-8.5
2016-17	33-33	1078-32.7	132-383	.345	53-164	.323	74-84	.881	13-78	91-2.8	90-2	52	83	20	20	391-11.8
2017-18	5-5	134-26.8	27-53	.509	13-26	.500	10-11	.909	4-20	24-4.8	13-0	12	11	4	6	77-15.4
TOTAL	71-71	2032-28.6	260-690	.377	115-315	.365	114-130	.877	25-175	200-2.8	181-6	95	148	31	45	749-10.5

KENTUCKY WBB 2017-18 PLAYER BIOS

12

AMANDA PASCHAL • 5-7 • GUARD • JUNIOR

BROOKLYN, N.Y. (GULF COAST STATE COLLEGE/CHIPLEY HS)



2017-18 (Junior)

- Played a season-high 20 minutes against Morehead State, going 5-of-8 from the floor to score in double-digits for the first time with 11 points.
- Provided important minutes on both ends of the court against Washington State, posting a career-high eight points with a career-best three assists and three rebounds.
- Had four points, five rebounds and two dimes vs. GWU on Nov. 12.
- Added five points in 17 minutes of action in her Kentucky debut vs. Sacramento State.
- Experienced player that won a junior college national championship.
- Missed her second year of junior college with an injury, but came into summer workouts motivated and was able to participate in summer workouts.

2017-18 Season Highs

POINTS:	11 vs. Morehead State, 11/22/17
FGM:	5 vs. Morehead State, 11/22/17
FGA:	8 vs. Morehead State, 11/22/17
FTM:	3 vs. Sacramento St., 11/10/17
FTA:	4 vs. Sacramento St., 11/10/17
3FGM:	-
3FGA:	1, 3x, last vs. Morehead State, 11/22/17
O-REBOUNDS:	2 at Washington State, 11/19/17
D-REBOUNDS:	4 vs. Gardner-Webb, 11/12/17
TOTAL REBOUNDS:	5 vs. Gardner-Webb, 11/12/17
ASSISTS:	3 at Washington State, 11/19/17
BLOCKS:	-
STEALS:	-
MINUTES:	20 vs. Morehead State, 11/22/17

Career Highs

POINTS:	11 vs. Morehead State, 11/22/17
FGM:	5 vs. Morehead State, 11/22/17
FGA:	8 vs. Morehead State, 11/22/17
FTM:	3 vs. Sacramento St., 11/10/17
FTA:	4 vs. Sacramento St., 11/10/17
3FGM:	-
3FGA:	1, 3x, last vs. Morehead State, 11/22/17
O-REBOUNDS:	2 at Washington State, 11/19/17
D-REBOUNDS:	4 vs. Gardner-Webb, 11/12/17
TOTAL REBOUNDS:	5 vs. Gardner-Webb, 11/12/17
ASSISTS:	3 at Washington State, 11/19/17
BLOCKS:	-
STEALS:	-
MINUTES:	20 vs. Morehead State, 11/22/17

Paschal's 2017-18 Game-by-Game Statistics

Opponent	Min	FG-A	3PT-A	FT-A	O-D-T	PF	A	TO	BS	ST	PTS
vs. Sacramento St.	17	1-2	0-1	3-4	0-0-0	0	2	0	0	0	5
vs. Gardner-Webb	15	2-4	0-1	0-0	1-4-5	1	2	0	0	0	4
at Montana	8	0-2	0-1	0-0	0-1-1	1	1	1	0	0	0
at Washington St.	15	4-7	0-1	0-0	2-1-3	0	3	1	0	0	8
vs. Morehead St.	20	5-8	0-1	1-3	1-1-2	0	2	0	0	0	11
vs. Marshall											
at Baylor											
vs. Tennessee Tech											
vs. Evansville											
at FGCU											
at Miami (Fla.)											
vs. Louisville											
vs. California											
at Middle Tennessee											
vs. Tennessee											
at TAMU											
vs Georgia											
at Florida											
at Vanderbilt											
vs. South Carolina											
vs. Alabama											
at Arkansas											
vs. Auburn											
vs. LSU											
at Missouri											
at Mississippi St.											
vs. Arkansas											
at South Carolina											
at Ole Miss											
vs. Mississippi St.											

* Started game

Extras

	17-18	Career
Scored 10+ Points	1	1
Scored 15+ Points	-	-
Scored 20+ Points	-	-
Double-figure Rebounds	-	-
Double-doubles	-	-
3+ Assists	1	1
2+ Steals	-	-
Led UK in Scoring	-	-
Led UK in Rebounds	-	-
Led UK in Assists	-	-
Led UK in Steals	-	-
Led UK in Blocks	-	-

Amanda Paschal's Career Stats

Year	GP-GS	MIN	FG-FGA	PCT	3FG-FGA	PCT	FT-FTA	PCT	OFF-DEF	TOT-AVG	PF-FO	A	TO	BLK	ST	PTS-AVG
2017-18	5-0	75-15.0	12-23	.522	0-5	.000	4-7	.571	4-7	11-2.2	2-0	10	2	0	0	28-5.6
TOTAL	5-0	75-15.0	12-23	.522	0-5	.000	4-7	.571	4-7	11-2.2	2-0	10	2	0	0	28-5.6

KENTUCKY WBB 2017-18 PLAYER BIOS

14

TATYANA WYATT • 6-2 • FORWARD • FRESHMAN

COLUMBUS, GA. (COLUMBUS HS)



2017-18 (Freshman)

- Added 13 points in just 15 minutes of play in her collegiate debut.
- Went 5-of-6 from the floor, and 2-of-3 from the charity stripe in the contest.
- Was the highest-scoring newcomer in Kentucky's season opener.
- Also had two boards and one steal in the win over Sacramento State.
- Missed the last three games due to concussion protocol.

2017-18 Season Highs

POINTS:	13 vs. Sacramento St., 11/10/17
FGM:	5 vs. Sacramento St., 11/10/17
FGA:	6 vs. Sacramento St., 11/10/17
FTM:	2 vs. Sacramento St., 11/10/17
FTA:	3 vs. Sacramento St., 11/10/17
3FGM:	1 vs. Sacramento St., 11/10/17
3FGA:	2 vs. Sacramento St., 11/10/17
O-REBOUNDS:	-
D-REBOUNDS:	2 vs. Sacramento St., 11/10/17
TOTAL REBOUNDS:	2 vs. Sacramento St., 11/10/17
ASSISTS:	-
BLOCKS:	-
STEALS:	1 vs. Sacramento St., 11/10/17
MINUTES:	15 vs. Sacramento St., 11/10/17

Career Highs

POINTS:	13 vs. Sacramento St., 11/10/17
FGM:	5 vs. Sacramento St., 11/10/17
FGA:	6 vs. Sacramento St., 11/10/17
FTM:	2 vs. Sacramento St., 11/10/17
FTA:	3 vs. Sacramento St., 11/10/17
3FGM:	1 vs. Sacramento St., 11/10/17
3FGA:	2 vs. Sacramento St., 11/10/17
O-REBOUNDS:	-
D-REBOUNDS:	2 vs. Sacramento St., 11/10/17
TOTAL REBOUNDS:	2 vs. Sacramento St., 11/10/17
ASSISTS:	-
BLOCKS:	-
STEALS:	1 vs. Sacramento St., 11/10/17
MINUTES:	15 vs. Sacramento St., 11/10/17

Wyatt's 2017-18 Game-by-Game Statistics

Opponent	Min	FG-A	3PT-A	FT-A	O-D-T	PF	A	TO	BS	ST	PTS
vs. Sacramento St.	15	5-6	1-2	2-3	0-2-2	2	0	1	0	1	13
vs. Gardner-Webb					DNP - Concussion						
at Montana					DNP - Concussion						
at Washington St.					DNP - Concussion						
vs. Morehead St.					DNP - Concussion						
vs. Marshall											
at Baylor											
vs. Tennessee Tech											
vs. Evansville											
at FGCU											
at Miami (Fla.)											
vs. Louisville											
vs. California											
at Middle Tennessee											
vs. Tennessee											
at TAMU											
vs Georgia											
at Florida											
at Vanderbilt											
vs. South Carolina											
vs. Alabama											
at Arkansas											
vs. Auburn											
vs. LSU											
at Missouri											
at Mississippi St.											
vs. Arkansas											
at South Carolina											
at Ole Miss											
vs. Mississippi St.											

* Started game

Extras

	17-18	Career
Scored 10+ Points	1	1
Scored 15+ Points	-	-
Scored 20+ Points	-	-
Made 3+ 3FG	-	-
Double-figure Rebounds	-	-
Double-doubles	-	-
3+ Assists	-	-
2+ Steals	-	-
Led UK in Scoring	-	-
Led UK in Rebounds	-	-
Led UK in Assists	-	-
Led UK in Steals	-	-
Led UK in Blocks	-	-

Tatyana Wyatt's Career Stats

Year	GP-GS	MIN	FG-FGA	PCT	3FG-FGA	PCT	FT-FTA	PCT	OFF-DEF	TOT-AVG	PF-FO	A	TO	BLK	ST	PTS-AVG
2017-18	1-0	15-15.0	5-6	.833	1-2	.500	2-3	.667	0-2	2-2.0	2-0	0	1	0	1	13-13.0
TOTAL	1-0	15-15.0	5-6	.833	1-2	.500	2-3	.667	0-2	2-2.0	2-0	0	1	0	1	13-13.0

KENTUCKY WBB 2017-18 PLAYER BIOS

15

JESSICA HARDIN • 5-8 • GUARD • R-SENIOR

MONTICELLO, KY. (BELLARMINE/WAYNE COUNTY HS)



2017-18 (Redshirt-Senior)

- Scored three points vs. Morehead State on 1-of-2 3-point shooting.
- Added one 3-pointer and one assist in the win over GWU.
- Played five minutes with one assist in UK's 2017-18 season opener.
- Former Kentucky high school standout that played at Bellarmine her freshman season before transferring to UK to focus on academics.
- Walked on the team during the summer of 2016 and impressed the coaches with her work ethic and skill and was awarded a scholarship at the end of summer workouts.
- Played in 16 games with 12.3 minutes per game in 2016-17, missing significant time after non-conference play due to a concussion.
- Led the Wildcats in 3-point percentage last season, going 12-of-33 from long range.

2017-18 Season Highs

POINTS:	3	, twice, last vs. Morehead State, 11/22/17
FGM:	1	, twice, last vs. Morehead State, 11/22/17
FGA:	3	vs. Morehead State, 11/22/17
FTM:	-	
FTA:	-	
3FGM:	1	, twice, last vs. Morehead State, 11/22/17
3FGA:	2	, 3x, last vs. Morehead State, 11/22/17
O-REBOUNDS:	-	
D-REBOUNDS:	1	, twice, last vs. Morehead State, 11/22/17
TOTAL REBOUNDS:	1	, 2x, last vs. Morehead State, 11/22/17
ASSISTS:	1	, twice, last vs. Gardner-Webb, 11/12/17
BLOCKS:	-	
STEALS:	-	
MINUTES:	8	at Montana, 11/16/17

Career Highs

POINTS:	19	vs. Quincy, 02/06/14
FGM:	7	vs. Quincy, 02/06/14
FGA:	14	, 3x, last vs. Maryville, 03/02/14
FTM:	6	vs. North Alabama, 11/17/13
FTA:	7	vs. Truman State, 02/08/14
3FGM:	5	, 3x, last vs. Quincy, 02/06/14
3FGA:	11	at Maryville, 03/02/14
O-REBOUNDS:	5	vs. William Jewell, 01/03/14
D-REBOUNDS:	5	vs. Missouri-St. Louis, 02/13/14
TOTAL REBOUNDS:	7	, 2x, last vs. Missouri-St. Louis, 02/13/14
ASSISTS:	3	vs. Indianapolis, 02/22/14
BLOCKS:	1	, 4x, last vs. Missouri-St. Louis, 02/13/14
STEALS:	3	vs. Kentucky State, 11/24/13
MINUTES:	29	vs. Southern Indiana, 01/20/14

Hardin's 2017-18 Game-by-Game Statistics

Opponent	Min	FG-A	3PT-A	FT-A	O-D-T	PF	A	TO	BS	ST	PTS
vs. Sacramento St.	5	0-0	0-0	0-0	0-0-0	0	1	1	0	0	0
vs. Gardner-Webb	7	1-2	1-2	0-0	0-1-1	1	1	0	0	0	3
at Montana	8	0-2	0-1	0-0	0-0-0	0	0	0	0	0	0
at Washington St.	3	0-2	0-2	0-0	0-0-0	1	0	0	0	1	0
vs. Morehead St.	6	1-3	1-2	0-0	0-1-1	1	0	0	0	0	3
vs. Marshall											
at Baylor											
vs. Tennessee Tech											
vs. Evansville											
at FGCU											
at Miami (Fla.)											
vs. Louisville											
vs. California											
at Middle Tennessee											
vs. Tennessee											
at TAMU											
vs Georgia											
at Florida											
at Vanderbilt											
vs. South Carolina											
vs. Alabama											
at Arkansas											
vs. Auburn											
vs. LSU											
at Missouri											
at Mississippi St.											
vs. Arkansas											
at South Carolina											
at Ole Miss											
vs. Mississippi St.											

* Started game

Extras

	17-18	Career
Scored 10+ Points	-	12
Scored 15+ Points	-	4
Scored 20+ Points	-	-
Made 3+ 3FG	-	10
Double-figure Rebounds	-	-
Double-doubles	-	-
3+ Assists	-	1
2+ Steals	-	4
Led UK in Scoring	-	-
Led UK in Rebounds	-	-
Led UK in Assists	-	-
Led UK in Steals	-	1
Led UK in Blocks	-	1

Jessica Hardin's Career Stats

Year	GP-GS	MIN	FG-FGA	PCT	3FG-FGA	PCT	FT-FTA	PCT	OFF-DEF	TOT-AVG	PF-FO	A	TO	BLK	ST	PTS-AVG
2013-14*	26-16	535-20.5	80-217	.369	52-140	.371	37-54	.685	28-45	73-2.8	74-2	23	33	4	20	249-9.6
2016-17	16-0	196-12.3	15-52	.288	12-33	.364	7-9	.778	7-14	21-1.3	19-0	5	2	1	2	49-3.1
2017-18	5-0	29-5.8	2-9	.222	2-7	.286	0-0	.000	0-2	2-0.4	3-0	2	1	0	1	6-1.2
TOTAL	47-16	760-16.2	97-278	.349	66-180	.367	44-63	.698	35-61	96-2.0	96-2	30	36	5	23	304-6.5

* at Bellarmine

KENTUCKY WBB 2017-18 PLAYER BIOS

20

DORIE HARRISON • 6-3 • CENTER • FRESHMAN

NASHVILLE, TENN. (HILLSBORO HS)



2017-18 (Freshman)

- Had five points and three boards in just 12 minutes of play vs. Morehead State.
- Had five points with five rebounds vs. GWU on Nov. 12.
- Earned the starting spot in her regular season debut for Kentucky.
- Was just one rebound shy of a double-double vs. Sacramento State, posting 10 points and nine boards in her freshman debut.
- Scored all 10 of her points vs. Sacramento State in the second half.

2017-18 Season Highs

POINTS:	10 vs. Sacramento St., 11/10/17
FGM:	4, twice, last at Montana, 11/16/17
FGA:	12 vs. Gardner-Webb, 11/12/17
FTM:	2 vs. Sacramento St., 11/10/17
FTA:	5 vs. Sacramento St., 11/10/17
3FGM:	-
3FGA:	-
O-REBOUNDS:	4 vs. Gardner-Webb, 11/12/17
D-REBOUNDS:	7 vs. Sacramento St., 11/10/17
TOTAL REBOUNDS:	9 vs. Sacramento St., 11/10/17
ASSISTS:	3 vs. Sacramento St., 11/10/17
BLOCKS:	1, twice, last vs. Morehead State, 11/22/17
STEALS:	1 at Washington State, 11/17/19
MINUTES:	26 at Montana, 11/16/17

Career Highs

POINTS:	10 vs. Sacramento St., 11/10/17
FGM:	4, twice, last at Montana, 11/16/17
FGA:	12 vs. Gardner-Webb, 11/12/17
FTM:	2 vs. Sacramento St., 11/10/17
FTA:	5 vs. Sacramento St., 11/10/17
3FGM:	-
3FGA:	-
O-REBOUNDS:	4 vs. Gardner-Webb, 11/12/17
D-REBOUNDS:	7 vs. Sacramento St., 11/10/17
TOTAL REBOUNDS:	9 vs. Sacramento St., 11/10/17
ASSISTS:	3 vs. Sacramento St., 11/10/17
BLOCKS:	1, twice, last vs. Morehead State, 11/22/17
STEALS:	1 at Washington State, 11/17/19
MINUTES:	26 at Montana, 11/16/17

Harrison's 2017-18 Game-by-Game Statistics

Opponent	Min	FG-A	3PT-A	FT-A	O-D-T	PF	A	TO	BS	ST	PTS
vs. Sacramento St.	20*	4-11	0-0	2-5	2-7-9	3	3	2	1	0	10
vs. Gardner-Webb	21*	2-12	0-0	1-2	4-1-5	1	0	0	0	0	5
at Montana	26*	4-8	0-0	1-2	3-5-8	0	1	2	0	0	9
at Washington St.	14*	2-5	0-0	0-0	1-3-4	2	0	3	0	1	4
vs. Morehead St.	12*	2-4	0-0	1-2	0-3-3	5	2	2	1	0	5
vs. Marshall											
at Baylor											
vs. Tennessee Tech											
vs. Evansville											
at FGCU											
at Miami (Fla.)											
vs. Louisville											
vs. California											
at Middle Tennessee											
vs. Tennessee											
at TAMU											
vs Georgia											
at Florida											
at Vanderbilt											
vs. South Carolina											
vs. Alabama											
at Arkansas											
vs. Auburn											
vs. LSU											
at Missouri											
at Mississippi St.											
vs. Arkansas											
at South Carolina											
at Ole Miss											
vs. Mississippi St.											

* Started game

Extras

	17-18	Career
Scored 10+ Points	1	1
Scored 15+ Points	-	-
Scored 20+ Points	-	-
Made 3+ 3FG	-	-
Double-figure Rebounds	-	-
Double-doubles	-	-
3+ Assists	1	1
2+ Steals	-	-
Led UK in Scoring	-	-
Led UK in Rebounds	1	1
Led UK in Assists	1	1
Led UK in Steals	-	-
Led UK in Blocks	1	1

Dorie Harrison's Career Stats

Year	GP-GS	MIN	FG-FGA	PCT	3FG-FGA	PCT	FT-FTA	PCT	OFF-DEF	TOT-AVG	PF-FO	A	TO	BLK	ST	PTS-AVG
2017-18	5-5	93-18.6	14-40	.350	0-0	.000	5-11	.455	10-19	29-5.8	11-1	6	9	2	1	33-6.6
TOTAL	5-5	93-18.6	14-40	.350	0-0	.000	5-11	.455	10-19	29-5.8	11-1	6	9	2	1	33-6.6

KENTUCKY WBB 2017-18 PLAYER BIOS

21

OGECHI ANYAGALIGBO • 6-1 • FORWARD • JUNIOR

MIAMI, FLA. (STONY BROOK/MIAMI COUNTRY DAY)



2017-18 (Junior)

- Sustained a torn ACL in her left knee during the exhibition vs. Southern Indiana and will miss the entire 2017-18 season.
- Transfer from Stony Brook that had to sit out last season due to NCAA transfer rules, but practiced with the team.
- Was named the America East Conference Rookie of the Year last season at Stony Brook after averaging 10.1 points and 9.0 rebounds per game.

2017-18 Season Highs

POINTS:	-
FGM:	-
FGA:	-
FTM:	-
FTA:	-
3FGM:	-
3FGA:	-
O-REBOUNDS:	-
D-REBOUNDS:	-
TOTAL REBOUNDS:	-
ASSISTS:	-
BLOCKS:	-
STEALS:	-
MINUTES:	-

Career Highs

POINTS:	23 vs. LIU, 12/21/15
FGM:	10 vs. LIU, 12/21/15
FGA:	16 vs. LIU, 12/21/15
FTM:	4 vs. Hartford, 03/05/16
FTA:	6 vs. Syracuse, 12/06/15
3FGM:	-
3FGA:	-
O-REBOUNDS:	5, 2x, last vs. Hartford, 12/30/15
D-REBOUNDS:	16 vs. Wagner, 12/18/15
TOTAL REBOUNDS:	19 vs. Wagner, 12/18/15
ASSISTS:	3 vs. UMBC, 01/13/16
BLOCKS:	4 vs. New Hampshire, 1/16/16
STEALS:	3 vs. New Hampshire, 1/16/16
MINUTES:	39 vs. St. Bonaventure, 12/01/15

Anyagaligbo's 2017-18 Game-by-Game Statistics

Opponent	Min	FG-A	3PT-A	FT-A	O-D-T	PF	A	TO	BS	ST	PTS
vs. Sacramento St.											
vs. Gardner-Webb											
at Montana											
at Washington St.											
vs. Morehead St.											
vs. Marshall											
at Baylor											
vs. Tennessee Tech											
vs. Evansville											
at FGCU											
at Miami (Fla.)											
vs. Louisville											
vs. California											
at Middle Tennessee											
vs. Tennessee											
at TAMU											
vs Georgia											
at Florida											
at Vanderbilt											
vs. South Carolina											
vs. Alabama											
at Arkansas											
vs. Auburn											
vs. LSU											
at Missouri											
at Mississippi St.											
vs. Arkansas											
at South Carolina											
at Ole Miss											
vs. Mississippi St.											

* Started game

Extras

	17-18	Career
Scored 10+ Points	-	16
Scored 15+ Points	-	4
Scored 20+ Points	-	1
Made 3+ 3FG	-	-
Double-figure Rebounds	-	12
Double-doubles	-	9
3+ Assists	-	-
2+ Steals	-	7
Led UK in Scoring	-	-
Led UK in Rebounds	-	-
Led UK in Assists	-	-
Led UK in Steals	-	-
Led UK in Blocks	-	-

Ogechi Anyagaligbo's Career Stats

Year	GP-GS	MIN	FG-FGA	PCT	3FG-FGA	PCT	FT-FTA	PCT	OFF-DEF	TOT-AVG	PF-FO	A	TO	BLK	ST	PTS-AVG
2015-16*	32-31	916-28.6	135-243	.556	0-0	.000	54-89	.607	75-214	289-9.0	81-2	23	81	41	26	324-10.1
2016-17									DNP - Transfer							
2017-18									DNP - Torn ACL							
TOTAL	32-31	916-28.6	135-243	.556	0-0	.000	54-89	.607	75-214	289-9.0	81-2	23	81	41	26	324-10.1

* at Stony Brook

KENTUCKY WBB 2017-18 PLAYER BIOS

22

MAKENZIE CANN • 6-1 • GUARD • SENIOR

LAWRENCEBURG, KY. (CINCINNATI/ANDERSON COUNTY HS)



2017-18 (Senior)

- Recorded her first career double-double in the win over Washington State, adding 15 points and a career-high 10 rebounds.
- Followed that with her second consecutive double-double, matching her 15 and 10 line.
- Also had a career-high five assist in the win over Morehead State.
- Went 3-of-9 from beyond the arc against WSU and went 4-of-4 from the charity stripe in the final three minutes of the game to ice it.
- Was 3-of-5 from long range in the win over Morehead State.
- Kentucky's second-highest scoring performer in the season opening win, adding 17 points on 4-of-6 3-point shooting.
- Tied a career high vs. Sacramento State with three offensive boards.
- Her 17 points vs. Sacramento State marked her highest point production since Nov. 17 of last season, where she scored a career-high 20 points vs. New Hampshire.

2017-18 Season Highs

POINTS:	17 vs. Sacramento St., 11/10/17
FGM:	6 vs. Sacramento St., 11/10/17
FGA:	10 at Washington State, 11/19/17
FTM:	4 at Washington State, 11/19/17
FTA:	4 at Washington State, 11/19/17
3FGM:	4 vs. Sacramento St., 11/10/17
3FGA:	9 at Washington State, 11/19/17
O-REBOUNDS:	4 vs. Gardner-Webb, 11/12/17
D-REBOUNDS:	9 at Washington State, 11/19/17
TOTAL REBOUNDS:	10, 2x, last vs. Morehead St., 11/22/17
ASSISTS:	5 vs. Morehead State, 11/22/17
BLOCKS:	1 vs. Gardner-Webb, 11/12/17
STEALS:	2 at Montana, 11/16/17
MINUTES:	37 at Washington State, 11/19/17

Career Highs

POINTS:	23 vs. UCF, 03/06/15
FGM:	6, 4x, last vs. Sacramento St., 11/10/17
FGA:	12, twice, last at South Carolina, 02/26/17
FTM:	5, twice, last vs. UCF, 03/06/15
FTA:	6 vs. UCF, 03/06/15
3FGM:	6, twice, last vs. New Hampshire, 11/17/16
3FGA:	12 vs. USF, 02/07/15
O-REBOUNDS:	4 vs. Gardner-Webb, 11/12/17
D-REBOUNDS:	9 at Washington State, 11/19/17
TOTAL REBOUNDS:	10, 2x, last vs. Morehead St., 11/22/17
ASSISTS:	5 vs. Morehead State, 11/22/17
BLOCKS:	1, 8x, last vs. Vanderbilt, 02/05/17
STEALS:	5 at Duke, 12/29/16
MINUTES:	45 at Louisville, 12/04/16

Cann's 2017-18 Game-by-Game Statistics

Opponent	Min	FG-A	3PT-A	FT-A	O-D-T	PF	A	TO	BS	ST	PTS
vs. Sacramento St.	29*	6-9	4-6	1-1	3-3-6	1	1	2	0	0	17
vs. Gardner-Webb	24*	4-7	2-4	0-0	4-3-7	1	0	1	1	1	10
at Montana	23*	2-5	2-5	0-0	0-0-0	4	2	1	0	2	6
at Washington St.	37*	4-10	3-9	4-4	1-9-10	0	3	0	0	1	15
vs. Morehead St.	29*	5-8	3-5	2-2	2-8-10	1	5	2	1	1	15
vs. Marshall											
at Baylor											
vs. Tennessee Tech											
vs. Evansville											
at FGCU											
at Miami (Fla.)											
vs. Louisville											
vs. California											
at Middle Tennessee											
vs. Tennessee											
at TAMU											
vs Georgia											
at Florida											
at Vanderbilt											
vs. South Carolina											
vs. Alabama											
at Arkansas											
vs. Auburn											
vs. LSU											
at Missouri											
at Mississippi St.											
vs. Arkansas											
at South Carolina											
at Ole Miss											
vs. Mississippi St.											

* Started game

Extras

	17-18	Career
Scored 10+ Points	4	19
Scored 15+ Points	3	7
Scored 20+ Points	-	2
Made 3+ 3FG	3	13
Double-figure Rebounds	2	2
Double-doubles	2	2
3+ Assists	2	12
2+ Steals	-	4
Led UK in Scoring	-	1
Led UK in Rebounds	2	2
Led UK in Assists	-	2
Led UK in Steals	1	6
Led UK in Blocks	-	2

Makenzie Cann's Career Stats

Year	GP-GS	MIN	FG-FGA	PCT	3FG-FGA	PCT	FT-FTA	PCT	OFF-DEF	TOT-AVG	PF-FO	A	TO	BLK	ST	PTS-AVG
2014-15*	31-1	710-22.9	66-191	.346	51-139	.367	33-39	.846	8-50	58-1.9	36-0	37	21	5	11	216-7.0
2015-16									DNP-Transfer							
2016-17	32-4	897-28.0	63-198	.318	42-152	.276	16-25	.640	40-72	112-3.5	44-0	37	30	3	18	184-5.8
2017-18	5-5	142-28.4	21-39	.538	14-29	.483	7-7	1.000	10-23	33-6.6	7-0	11	6	2	5	63-12.6
TOTAL	68-10	1749-25.7	150-428	.350	107-320	.334	56-71	.789	58-145	203-3.0	87-0	85	57	10	34	463-6.8


* at Cincinnati

KENTUCKY WBB 2017-18 PLAYER BIOS

23

KAMERON ROACH • 5-6 • GUARD • FRESHMAN

HOPKINS, S.C. (LOWER RICHLAND HS)



2017-18 (Freshman)

- Had four points on 2-of-2 shooting and added two defensive boards in nine minutes vs. GWU.
- Added six points, two boards, three assists, one block and one steal in her collegiate debut.
- Played 16 minutes in the season opener vs. Sacramento State.
- Went 4-of-4 from the charity stripe in the season opener.
- Missed her senior year of high school with an injury, but performed well during summer conditioning and workouts.
- Was a four-star prospect according to ProspectsNation.com and three-star guard by ESPN.com.

2017-18 Season Highs

POINTS:	6 vs. Sacramento St., 11/10/17
FGM:	2 vs. Gardner-Webb, 11/12/17
FGA:	5 vs. Sacramento St., 11/10/17
FTM:	4 vs. Sacramento St., 11/10/17
FTA:	4 vs. Sacramento St., 11/10/17
3FGM:	-
3FGA:	-
O-REBOUNDS:	1 vs. Sacramento St., 11/10/17
D-REBOUNDS:	2 vs. Gardner-Webb, 11/12/17
TOTAL REBOUNDS:	2, twice, last vs. Gardner-Webb, 11/12/17
ASSISTS:	3 vs. Sacramento St., 11/10/17
BLOCKS:	1 vs. Sacramento St., 11/10/17
STEALS:	1 vs. Sacramento St., 11/10/17
MINUTES:	16 vs. Sacramento St., 11/10/17

Career Highs

POINTS:	6 vs. Sacramento St., 11/10/17
FGM:	2 vs. Gardner-Webb, 11/12/17
FGA:	5 vs. Sacramento St., 11/10/17
FTM:	4 vs. Sacramento St., 11/10/17
FTA:	4 vs. Sacramento St., 11/10/17
3FGM:	-
3FGA:	-
O-REBOUNDS:	1 vs. Sacramento St., 11/10/17
D-REBOUNDS:	2 vs. Gardner-Webb, 11/12/17
TOTAL REBOUNDS:	2, twice, last vs. Gardner-Webb, 11/12/17
ASSISTS:	3 vs. Sacramento St., 11/10/17
BLOCKS:	1 vs. Sacramento St., 11/10/17
STEALS:	1 vs. Sacramento St., 11/10/17
MINUTES:	16 vs. Sacramento St., 11/10/17

Roach's 2017-18 Game-by-Game Statistics

Opponent	Min	FG-A	3PT-A	FT-A	O-D-T	PF	A	TO	BS	ST	PTS
vs. Sacramento St.	16	1-5	0-0	4-4	1-1-2	0	3	2	1	1	6
vs. Gardner-Webb	9	2-2	0-0	0-0	0-2-2	1	0	2	0	0	4
at Montana	4	0-0	0-0	0-0	0-0-0	1	0	0	0	0	0
at Washington St.					DNP - Coach's Decision						
vs. Morehead St.	14	1-3	0-0	0-0	0-0-0	2	0	1	0	0	2
vs. Marshall											
at Baylor											
vs. Tennessee Tech											
vs. Evansville											
at FGCU											
at Miami (Fla.)											
vs. Louisville											
vs. California											
at Middle Tennessee											
vs. Tennessee											
at TAMU											
vs Georgia											
at Florida											
at Vanderbilt											
vs. South Carolina											
vs. Alabama											
at Arkansas											
vs. Auburn											
vs. LSU											
at Missouri											
at Mississippi St.											
vs. Arkansas											
at South Carolina											
at Ole Miss											
vs. Mississippi St.											

* Started game

Extras

	17-18	Career
Scored 10+ Points	-	-
Scored 15+ Points	-	-
Scored 20+ Points	-	-
Made 3+ 3FG	-	-
Double-figure Rebounds	-	-
Double-doubles	-	-
3+ Assists	1	1
2+ Steals	-	-
Led UK in Scoring	-	-
Led UK in Rebounds	-	-
Led UK in Assists	1	1
Led UK in Steals	-	-
Led UK in Blocks	1	1

Kameron Roach's Career Stats

Year	GP-GS	MIN	FG-FGA	PCT	3FG-FGA	PCT	FT-FTA	PCT	OFF-DEF	TOT-AVG	PF-FO	A	TO	BLK	ST	PTS-AVG
2017-18	4-0	43-10.8	4-10	.400	0-0	.000	4-4	1.000	1-3	4-1.0	4-0	3	5	1	1	12-3.0
TOTAL	4-0	43-10.8	4-10	.400	0-0	.000	4-4	1.000	1-3	4-1.0	4-0	3	5	1	1	12-3.0

KENTUCKY WBB 2017-18 PLAYER BIOS

24

TAYLOR MURRAY • 5-6 • GUARD • JUNIOR

ODENTON, MD. (ANNAPOLIS AREA CHRISTIAN)



2017-18 (Junior)

- Dished out a team-high six assists in the win over Morehead State.
- Provided a balanced force for Kentucky against Washington State, posting a near triple-double with 13 points, seven rebounds and eight assists.
- Her eight dimes against WSU were a season high.
- Was the stat leader in points, rebounds, assists and steals at Montana on Nov. 16.
- Recorded her third career double-double at Montana, adding 18 points and 12 boards.
- Is 13-of-13 from the free throw line this season.
- Led the Wildcats with 22 points in the season opener against Sacramento State, going 8-of-12 from the floor and 5-of-5 from the free throw line.
- Murray's 22 points vs. Sacramento State marked the third-highest of her Kentucky career and the fourth 20-point game of her career, with all three previous 20-point games coming in her sophomore campaign.

- Tied a career high with one block in the win over the Hornets.

2017-18 Season Highs

POINTS:	22 vs. Sacramento St., 11/10/17
FGM:	8 vs. Sacramento St., 11/10/17
FGA:	12, twice, last vs. Gardner-Webb, 11/12/17
FTM:	6 at Montana, 11/16/17
FTA:	6 at Montana, 11/16/17
3FGM:	2 at Montana, 11/16/17
3FGA:	6 at Montana, 11/16/17
O-REBOUNDS:	3, twice, last at Washington State, 11/19/17
D-REBOUNDS:	9 at Montana, 11/16/17
TOTAL REBOUNDS:	12 at Montana, 11/16/17
ASSISTS:	8 at Washington State, 11/19/17
BLOCKS:	1 vs. Sacramento St., 11/10/17
STEALS:	4 at Washington State, 11/19/17
MINUTES:	36 at Washington State, 11/19/17

Career Highs

POINTS:	29 at South Carolina, 02/26/17
FGM:	9 at South Carolina, 02/26/17
FGA:	15, twice, last vs. Vanderbilt, 02/05/17
FTM:	10 at Missouri, 01/30/17
FTA:	10, twice, last at Missouri, 01/30/17
3FGM:	2, 7x, last at Montana, 11/16/17
3FGA:	6, 3x, last at Montana, 11/16/17
O-REBOUNDS:	8 at Missouri, 01/30/17
D-REBOUNDS:	11 at LSU, 01/19/17
TOTAL REBOUNDS:	13, twice, last at Missouri, 01/30/17
ASSISTS:	11 vs. Florida, 02/19/17
BLOCKS:	1, 3x, last vs. Sacramento St., 11/10/17
STEALS:	6, twice, last at Arkansas, 02/16/17
MINUTES:	44 at Louisville, 12/04/16

Murray's 2017-18 Game-by-Game Statistics

Opponent	Min	FG-A	3PT-A	FT-A	O-D-T	PF	A	TO	BS	ST	PTS
vs. Sacramento St.	29*	8-12	1-3	5-5	0-5-5	2	3	0	1	1	22
vs. Gardner-Webb	25*	3-12	0-3	2-2	0-4-4	1	3	0	0	1	8
at Montana	32*	5-11	2-6	6-6	3-9-12	4	3	2	0	3	18
at Washington St.	36*	5-8	1-2	2-2	3-4-7	2	8	4	0	4	13
vs. Morehead St.	24*	1-4	1-1	4-4	1-1-2	1	6	1	0	1	7
vs. Marshall											
at Baylor											
vs. Tennessee Tech											
vs. Evansville											
at FGCU											
at Miami (Fla.)											
vs. Louisville											
vs. California											
at Middle Tennessee											
vs. Tennessee											
at TAMU											
vs Georgia											
at Florida											
at Vanderbilt											
vs. South Carolina											
vs. Alabama											
at Arkansas											
vs. Auburn											
vs. LSU											
at Missouri											
at Mississippi St.											
vs. Arkansas											
at South Carolina											
at Ole Miss											
vs. Mississippi St.											

* Started game

Extras

	17-18	Career
Scored 10+ Points	3	31
Scored 15+ Points	2	13
Scored 20+ Points	1	4
Double-Doubles	1	3
Made 3+ 3FG	-	-
Double-figure Rebounds	1	3
5+ Assists	2	15
3+ Steals	2	23
Led UK in Scoring	2	10
Led UK in Rebounds	1	4
Led UK in Assists	4	23
Led UK in Steals	3	36

Taylor Murray's Career Stats

Year	GP-GS	MIN	FG-FGA	PCT	3FG-FGA	PCT	FT-FTA	PCT	OFF-DEF	TOT-AVG	PF-FO	A	TO	BLK	ST	PTS-AVG
2015-16	33-0	757-22.9	81-185	.538	14-52	.269	50-60	.833	20-68	88-2.7	72-0	73	52	1	56	226-6.8
2016-17	30-30	1027-34.2	127-275	.462	11-51	.216	101-120	.842	43-104	147-4.9	57-0	118	48	1	61	366-12.2
2017-18	5-5	146-29.2	22-47	.468	5-15	.333	19-19	1.000	7-23	30-6.0	10-0	23	7	1	10	68-13.6
TOTAL	68-35	1930-28.4	230-507	.454	30-118	.254	170-199	.854	70-195	265-3.9	139-0	214	107	3	127	660-9.7

KENTUCKY WBB 2017-18 PLAYER BIOS

32

JAIDA ROPER • 5-6 • GUARD • SOPHOMORE

MEMPHIS, TENN. (HOUSTON HS)



2017-18 (Sophomore)

- Has been UK's first substitution in all five games this season.
- Has scored in double-digits in three of Kentucky's five games this season after not scoring in double-figures a single time last season.
- Recorded a career-high scoring in each of her first three games this season.
- Added a career-high 14 points on 5-of-10 shooting against Montana on Nov. 16.
- Also recorded a career-high five rebounds at Montana.
- Played a career-high 26 minutes in the win over Montana.
- Went 5-of-5 from the floor in the win over GWU.
- Tied a career high by playing 25 minutes vs. Gardner-Webb.

2017-18 Season Highs

POINTS:	14 at Montana, 11/16/17
FGM:	5, twice, last at Montana, 11/16/17
FGA:	10 at Montana, 11/16/17
FTM:	4 vs. Morehead State, 11/22/17
FTA:	7 vs. Morehead State, 11/22/17
3FGM:	1, twice, last at Montana, 11/16/17
3FGA:	5 at Montana, 11/16/17
O-REBOUNDS:	2, twice, last at Washington State, 11/19/17
D-REBOUNDS:	4 at Montana, 11/16/17
TOTAL REBOUNDS:	5 at Montana, 11/16/17
ASSISTS:	3, 3x, last vs. Morehead State, 11/22/17
BLOCKS:	1, twice, last at Washington State, 11/19/17
STEALS:	1, twice, last vs. Morehead State, 11/22/17
MINUTES:	26 at Montana, 11/16/17

Career Highs

POINTS:	14 at Montana, 11/16/17
FGM:	5, twice, last at Montana, 11/16/17
FGA:	10 at Montana, 11/16/17
FTM:	4 vs. Morehead State, 11/22/17
FTA:	7 vs. Morehead State, 11/22/17
3FGM:	2, twice, last at Arkansas, 02/16/17
3FGA:	5 at Montana, 11/16/17
O-REBOUNDS:	3 at LSU, 01/19/17
D-REBOUNDS:	4 at Montana, 11/16/17
TOTAL REBOUNDS:	5 at Montana, 11/16/17
ASSISTS:	6 vs. New Hampshire, 11/17/16
BLOCKS:	1, 3x, last at Washington State, 11/19/17
STEALS:	2, twice, last vs. Vanderbilt, 02/05/17
MINUTES:	26 at Montana, 11/16/17

Roper's 2017-18 Game-by-Game Statistics

Opponent	Min	FG-A	3PT-A	FT-A	O-D-T	PF	A	TO	BS	ST	PTS
vs. Sacramento St.	21	3-6	1-2	2-2	2-0-2	2	3	1	1	0	9
vs. Gardner-Webb	25	5-5	0-0	0-0	0-1-1	3	2	0	0	0	10
at Montana	26	5-10	1-5	3-3	1-4-5	1	3	3	0	1	14
at Washington St.	21	1-6	0-1	2-3	2-1-3	1	2	2	1	0	4
vs. Morehead St.	25	3-6	0-1	4-7	0-2-2	4	3	2	0	1	10
vs. Marshall											
at Baylor											
vs. Tennessee Tech											
vs. Evansville											
at FGCU											
at Miami (Fla.)											
vs. Louisville											
vs. California											
at Middle Tennessee											
vs. Tennessee											
at TAMU											
vs Georgia											
at Florida											
at Vanderbilt											
vs. South Carolina											
vs. Alabama											
at Arkansas											
vs. Auburn											
vs. LSU											
at Missouri											
at Mississippi St.											
vs. Arkansas											
at South Carolina											
at Ole Miss											
vs. Mississippi St.											

* Started game

Extras

	17-18	Career
Scored 10+ Points	3	3
Scored 15+ Points	-	-
Scored 20+ Points	-	-
Made 3+ 3FG	-	-
Double-figure Rebounds	-	-
Double-doubles	-	-
3+ Assists	2	7
2+ Steals	-	2
Led UK in Scoring	-	-
Led UK in Rebounds	-	-
Led UK in Assists	2	5
Led UK in Steals	-	1
Led UK in Blocks	2	3

Jaide Roper's Career Stats

Year	GP-GS	MIN	FG-FGA	PCT	3FG-FGA	PCT	FT-FTA	PCT	OFF-DEF	TOT-AVG	PF-FO	A	TO	BLK	ST	PTS-AVG
2016-17	32-2	385-12.0	28-88	.318	10-32	.313	17-21	.810	11-18	29-0.9	35-0	39	29	1	12	83-2.6
2017-18	5-0	118-23.6	17-33	.515	2-9	.222	11-15	.733	5-8	13-2.6	11-0	13	8	2	2	47-9.4
TOTAL	37-2	503-13.6	45-121	.372	12-41	.293	28-36	.778	16-26	42-1.1	46-0	52	37	3	14	130-3.5

KENTUCKY WBB 2017-18 PLAYER BIOS

45

ALYSSA RICE • 6-3 • CENTER • SENIOR

REYNOLDSBURG, OHIO (REYNOLDSBURG HS)



2017-18 (Senior)

- Matched a career-high three assists vs. Morehead State.
- Played a season-high 30 minutes at Washington State, adding nine points, eight boards.
- Had a season-high four offensive rebounds against the Cougars.
- Tied a career high nine rebounds at Montana.
- Matched a career high with 11 points vs. Gardner-Webb to lead UK in scoring.
- Led UK in scoring for the first time in her career against GWU.
- Also tied a career high seven defensive rebounds vs. GWU.
- Added four points and seven rebounds in 17 minutes of play in Kentucky's season opener.
- Named one of 20 centers nationally to the Lisa Leslie Award Watch List.

2017-18 Season Highs

POINTS:	11 vs. Gardner-Webb, 11/12/17
FGM:	5 vs. Gardner-Webb, 11/12/17
FGA:	10 at Washington State, 11/19/17
FTM:	1, 3x, last vs. Morehead State, 11/22/17
FTA:	2, 3x, last vs. Morehead State, 11/22/17
3FGM:	-
3FGA:	-
O-REBOUNDS:	4 at Washington State, 11/19/17
D-REBOUNDS:	7 vs. Gardner-Webb, 11/12/17
TOTAL REBOUNDS:	9 at Montana, 11/16/17
ASSISTS:	3 vs. Morehead State, 11/22/17
BLOCKS:	2 vs. Gardner-Webb, 11/12/17
STEALS:	1 vs. Morehead State, 11/22/17
MINUTES:	30 at Washington State, 11/19/17

Career Highs

POINTS:	11, twice, last vs. Gardner-Webb, 11/12/17
FGM:	5, twice, last vs. Gardner-Webb, 11/12/17
FGA:	10 vs. Radford, 12/18/16
FTM:	4, twice, last vs. South Carolina, 02/02/17
FTA:	8 vs. Albany, 11/12/16
3FGM:	-
3FGA:	-
O-REBOUNDS:	5 vs. Radford, 12/18/16
D-REBOUNDS:	7, 4x, last vs. Gardner-Webb, 11/12/17
TOTAL REBOUNDS:	9, 3x, last at Montana, 11/16/17
ASSISTS:	3, twice, last vs. Morehead State, 11/22/17
BLOCKS:	3, twice, last vs. Ole Miss, 01/26/17
STEALS:	2, 3x, last vs. Georgia, 01/15/17
MINUTES:	32 at Tennessee, 01/01/17

Rice's 2017-18 Game-by-Game Statistics

Opponent	Min	FG-A	3PT-A	FT-A	O-D-T	PF	A	TO	BS	ST	PTS
vs. Sacramento St.	17*	2-6	0-0	0-0	3-4-7	2	0	0	1	0	4
vs. Gardner-Webb	22*	5-7	0-0	1-2	1-7-8	2	1	1	2	0	11
at Montana	23*	4-8	0-0	0-1	3-6-9	3	0	0	1	0	8
at Washington St.	30*	4-10	0-0	1-2	4-4-8	3	0	2	1	0	9
vs. Morehead St.	20*	3-5	0-0	1-2	2-6-8	2	3	1	1	1	7
vs. Marshall											
at Baylor											
vs. Tennessee Tech											
vs. Evansville											
at FGCU											
at Miami (Fla.)											
vs. Louisville											
vs. California											
at Middle Tennessee											
vs. Tennessee											
at TAMU											
vs Georgia											
at Florida											
at Vanderbilt											
vs. South Carolina											
vs. Alabama											
at Arkansas											
vs. Auburn											
vs. LSU											
at Missouri											
at Mississippi St.											
vs. Arkansas											
at South Carolina											
at Ole Miss											
vs. Mississippi St.											

* Started game

Extras

	17-18	Career
Scored 10+ Points	1	4
Scored 15+ Points	-	-
Scored 20+ Points	-	-
Made 3+ 3FG	-	-
Double-figure Rebounds	-	-
Double-doubles	-	-
3+ Assists	1	2
2+ Steals	-	1
Led UK in Scoring	1	1
Led UK in Rebounds	-	2
Led UK in Assists	-	-
Led UK in Steals	-	11
Led UK in Blocks	2	15

Alyssa Rice's Career Stats

Year	GP-GS	MIN	FG-FGA	PCT	3FG-FGA	PCT	FT-FTA	PCT	OFF-DEF	TOT-AVG	PF-FO	A	TO	BLK	ST	PTS-AVG
2014-15	34-11	484-14.2	32-89	.360	0-0	.000	36-57	.632	37-54	91-2.7	98-3	7	37	24	9	100-2.9
2015-16	26-2	246-9.5	22-50	.440	0-0	.000	18-32	.563	27-34	61-2.3	54-1	6	23	11	3	62-2.4
2016-17	33-30	718-21.8	55-134	.410	0-0	.000	28-52	.538	58-90	148-4.5	95-5	24	39	22	11	138-4.2
2017-18	5-5	112-22.4	18-36	.500	0-0	.000	3-7	.429	13-27	40-8.0	12-0	4	4	6	1	39-7.8
TOTAL	98-48	1560-15.9	127-309	.411	0-0	.000	85-148	.574	135-205	340-3.5	259-9	41	103	63	24	339-3.5



Kentucky Women's Basketball
 Kentucky Combined Team Statistics (as of Nov 22, 2017)
 All games



RECORD:	OVERALL	HOME	AWAY	NEUTRAL
ALL GAMES	5-0	3-0	2-0	0-0
CONFERENCE	0-0	0-0	0-0	0-0
NON-CONFERENCE	5-0	3-0	2-0	0-0

#	Player	gp-gs	min	avg	Total		3-Point		F-Throw		Rebounds				pf	dq	a	to	blk	stl	pts	avg
					fg-fga	fg%	3fg-fga	3fg%	ft-fa	ft%	off	def	tot	avg								
04	Morris, Maci	5-5	134	26.8	27-53	.509	13-26	.500	10-11	.909	4	20	24	4.8	13	0	12	11	4	6	77	15.4
24	Murray, Taylor	5-5	146	29.2	22-47	.468	5-15	.333	19-19	1.000	7	23	30	6.0	10	0	23	7	1	10	68	13.6
14	Wyatt, Tatyana	1-0	15	15.0	5-6	.833	1-2	.500	2-3	.667	0	2	2	2.0	2	0	0	1	0	1	13	13.0
22	Cann, Makenzie	5-5	142	28.4	21-39	.538	14-29	.483	7-7	1.000	10	23	33	6.6	7	0	11	6	2	5	63	12.6
32	Roper, Jaida	5-0	118	23.6	17-33	.515	2-9	.222	11-15	.733	5	8	13	2.6	11	0	13	8	2	2	47	9.4
45	Rice, Alyssa	5-5	112	22.4	18-36	.500	0-0	.000	3-7	.429	13	27	40	8.0	12	0	4	4	6	1	39	7.8
20	Harrison, Dorie	5-5	93	18.6	14-40	.350	0-0	.000	5-11	.455	10	19	29	5.8	11	1	6	9	2	1	33	6.6
12	Paschal, Amanda	5-0	75	15.0	12-23	.522	0-5	.000	4-7	.571	4	7	11	2.2	2	0	10	2	0	0	28	5.6
03	McKinney, KeKe	5-0	76	15.2	6-22	.273	1-9	.111	2-4	.500	9	8	17	3.4	10	0	1	4	3	4	15	3.0
23	Roach, Kameron	4-0	43	10.8	4-10	.400	0-0	.000	4-4	1.000	1	3	4	1.0	4	0	3	5	1	1	12	3.0
15	Hardin, Jessica	5-0	29	5.8	2-9	.222	2-7	.286	0-0	.000	0	2	2	0.4	3	0	2	1	0	1	6	1.2
00	Haisel, LaShae	3-0	8	2.7	1-1	1.000	0-0	.000	0-0	.000	0	2	2	0.7	0	0	2	1	0	0	2	0.7
02	Poffenberger, Paige	2-0	9	4.5	0-2	.000	0-1	.000	0-0	.000	0	0	0	0.0	2	0	1	0	0	0	0	0.0
Team											11	6	17				1					
Total.....		5	1000		149-321	.464	38-103	.369	67-88	.761	74	150	224	44.8	87	1	88	60	21	32	403	80.6
Opponents.....		5	1000		103-319	.323	20-95	.211	53-77	.688	68	107	175	35.0	85	-	53	69	21	27	279	55.8

TEAM STATISTICS	UK	OPP	Date	Opponent	Score	Att.
SCORING	403	279	11/10/17	SACRAMENTO STATE	w 101-70	4313
Points per game	80.6	55.8	11/12/17	GARDNER-WEBB	w 72-34	4256
Scoring margin	+24.8	-	11/16/17	at Montana	w 71-54	2808
FIELD GOALS-ATT	149-321	103-319	11/19/17	at Washington State	w 73-68	991
Field goal pct	.464	.323	11/22/17	MOREHEAD STATE	w 86-53	4710
3 POINT FG-ATT	38-103	20-95	* - Conference game			
3-point FG pct	.369	.211				
3-pt FG made per game	7.6	4.0				
FREE THROWS-ATT	67-88	53-77				
Free throw pct	.761	.688				
F-Throws made per game	13.4	10.6				
REBOUNDS	224	175				
Rebounds per game	44.8	35.0				
Rebounding margin	+9.8	-				
ASSISTS	88	53				
Assists per game	17.6	10.6				
TURNOVERS	60	69				
Turnovers per game	12.0	13.8				
Turnover margin	+1.8	-				
Assist/turnover ratio	1.5	0.8				
STEALS	32	27				
Steals per game	6.4	5.4				
BLOCKS	21	21				
Blocks per game	4.2	4.2				
ATTENDANCE	13279	3799				
Home games-Avg/Game	3-4426	2-1900				
Neutral site-Avg/Game	-	0-0				

Score by Periods	1st	2nd	3rd	4th	Totals
Kentucky	105	93	99	106	403
Opponents	77	70	62	70	279



Kentucky Women's Basketball
Kentucky Combined Team Statistics (as of Nov 22, 2017)
Home games



RECORD:	OVERALL	HOME	AWAY	NEUTRAL
ALL GAMES	3-0	3-0	0-0	0-0
CONFERENCE	0-0	0-0	0-0	0-0
NON-CONFERENCE	3-0	3-0	0-0	0-0

#	Player	gp-gs	min	avg	Total		3-Point		F-Throw		Rebounds				pf	dq	a	to	blk	stl	pts	avg
					fg-fga	fg%	3fg-fga	3fg%	ft-fa	ft%	off	def	tot	avg								
22	Cann, Makenzie	3-3	82	27.3	15-24	.625	9-15	.600	3-3	1.000	9	14	23	7.7	3	0	6	5	2	2	42	14.0
04	Morris, Maci	3-3	71	23.7	15-29	.517	7-14	.500	4-4	1.000	2	14	16	5.3	7	0	9	5	3	5	41	13.7
14	Wyatt, Tatyana	1-0	15	15.0	5-6	.833	1-2	.500	2-3	.667	0	2	2	2.0	2	0	0	1	0	1	13	13.0
24	Murray, Taylor	3-3	78	26.0	12-28	.429	2-7	.286	11-11	1.000	1	10	11	3.7	4	0	12	1	1	3	37	12.3
32	Roper, Jaida	3-0	71	23.7	11-17	.647	1-3	.333	6-9	.667	2	3	5	1.7	9	0	8	3	1	1	29	9.7
45	Rice, Alyssa	3-3	59	19.7	10-18	.556	0-0	.000	2-4	.500	6	17	23	7.7	6	0	4	2	4	1	22	7.3
12	Paschal, Amanda	3-0	52	17.3	8-14	.571	0-3	.000	4-7	.571	2	5	7	2.3	1	0	6	0	0	0	20	6.7
20	Harrison, Dorie	3-3	53	17.7	8-27	.296	0-0	.000	4-9	.444	6	11	17	5.7	9	1	5	4	2	0	20	6.7
03	McKinney, KeKe	3-0	49	16.3	6-19	.316	1-7	.143	2-4	.500	9	6	15	5.0	5	0	0	4	3	3	15	5.0
23	Roach, Kameron	3-0	39	13.0	4-10	.400	0-0	.000	4-4	1.000	1	3	4	1.3	3	0	3	5	1	1	12	4.0
15	Hardin, Jessica	3-0	18	6.0	2-5	.400	2-4	.500	0-0	.000	0	2	2	0.7	2	0	2	1	0	0	6	2.0
00	Haisel, LaShae	3-0	8	2.7	1-1	1.000	0-0	.000	0-0	.000	0	2	2	0.7	0	0	2	1	0	0	2	0.7
02	Poffenberger, Paige	1-0	5	5.0	0-0	.000	0-0	.000	0-0	.000	0	0	0	0.0	1	0	0	0	0	0	0	0.0
Team											3	5	8									
Total.....		3	600		97-198	.490	23-55	.418	42-58	.724	41	94	135	45.0	52	1	57	32	17	17	259	86.3
Opponents.....		3	600		58-193	.301	11-57	.193	30-47	.638	41	66	107	35.7	55	-	29	47	15	15	157	52.3

TEAM STATISTICS	UK	OPP	Date	Opponent	Score	Att.
SCORING	259	157	11/10/17	SACRAMENTO STATE	w 101-70	4313
Points per game	86.3	52.3	11/12/17	GARDNER-WEBB	w 72-34	4256
Scoring margin	+34.0	-	11/22/17	MOREHEAD STATE	w 86-53	4710
FIELD GOALS-ATT	97-198	58-193	* - Conference game			
Field goal pct	.490	.301				
3 POINT FG-ATT	23-55	11-57				
3-point FG pct	.418	.193				
3-pt FG made per game	7.7	3.7				
FREE THROWS-ATT	42-58	30-47				
Free throw pct	.724	.638				
F-Throws made per game	14.0	10.0				
REBOUNDS	135	107				
Rebounds per game	45.0	35.7				
Rebounding margin	+9.3	-				
ASSISTS	57	29				
Assists per game	19.0	9.7				
TURNOVERS	32	47				
Turnovers per game	10.7	15.7				
Turnover margin	+5.0	-				
Assist/turnover ratio	1.8	0.6				
STEALS	17	15				
Steals per game	5.7	5.0				
BLOCKS	17	15				
Blocks per game	5.7	5.0				
ATTENDANCE	13279	0				
Home games-Avg/Game	3-4426	0-0				
Neutral site-Avg/Game	-	0-0				

Score by Periods	1st	2nd	3rd	4th	Totals
Kentucky	74	63	57	65	259
Opponents	48	37	39	33	157



Kentucky Women's Basketball
Kentucky Combined Team Statistics (as of Nov 22, 2017)
Away games



RECORD:	OVERALL	HOME	AWAY	NEUTRAL
ALL GAMES	2-0	0-0	2-0	0-0
CONFERENCE	0-0	0-0	0-0	0-0
NON-CONFERENCE	2-0	0-0	2-0	0-0

#	Player	gp-gs	min	avg	Total		3-Point		F-Throw		Rebounds				pf	dq	a	to	blk	stl	pts	avg
					fg-fga	fg%	3fg-fga	3fg%	ft-fa	ft%	off	def	tot	avg								
04	Morris, Maci	2-2	63	31.5	12-24	.500	6-12	.500	6-7	.857	2	6	8	4.0	6	0	3	6	1	1	36	18.0
24	Murray, Taylor	2-2	68	34.0	10-19	.526	3-8	.375	8-8	1.000	6	13	19	9.5	6	0	11	6	0	7	31	15.5
22	Cann, Makenzie	2-2	60	30.0	6-15	.400	5-14	.357	4-4	1.000	1	9	10	5.0	4	0	5	1	0	3	21	10.5
32	Roper, Jaida	2-0	47	23.5	6-16	.375	1-6	.167	5-6	.833	3	5	8	4.0	2	0	5	5	1	1	18	9.0
45	Rice, Alyssa	2-2	53	26.5	8-18	.444	0-0	.000	1-3	.333	7	10	17	8.5	6	0	0	2	2	0	17	8.5
20	Harrison, Dorie	2-2	40	20.0	6-13	.462	0-0	.000	1-2	.500	4	8	12	6.0	2	0	1	5	0	1	13	6.5
12	Paschal, Amanda	2-0	23	11.5	4-9	.444	0-2	.000	0-0	.000	2	2	4	2.0	1	0	4	2	0	0	8	4.0
23	Roach, Kameron	1-0	4	4.0	0-0	.000	0-0	.000	0-0	.000	0	0	0	0.0	1	0	0	0	0	0	0	0.0
15	Hardin, Jessica	2-0	11	5.5	0-4	.000	0-3	.000	0-0	.000	0	0	0	0.0	1	0	0	0	0	1	0	0.0
03	McKinney, KeKe	2-0	27	13.5	0-3	.000	0-2	.000	0-0	.000	0	2	2	1.0	5	0	1	0	0	1	0	0.0
02	Poffenberger, Paige	1-0	4	4.0	0-2	.000	0-1	.000	0-0	.000	0	0	0	0.0	1	0	1	0	0	0	0	0.0
Team											8	1	9							1		
Total.....		2	400		52-123	.423	15-48	.313	25-30	.833	33	56	89	44.5	35	0	31	28	4	15	144	72.0
Opponents.....		2	400		45-126	.357	9-38	.237	23-30	.767	27	41	68	34.0	30	-	24	22	6	12	122	61.0

TEAM STATISTICS	UK	OPP	Date	Opponent	Score	Att.
SCORING	144	122	11/16/17	at Montana	w 71-54	2808
Points per game	72.0	61.0	11/19/17	at Washington State	w 73-68	991
Scoring margin	+11.0	-	* - Conference game			
FIELD GOALS-ATT	52-123	45-126				
Field goal pct	.423	.357				
3 POINT FG-ATT	15-48	9-38				
3-point FG pct	.313	.237				
3-pt FG made per game	7.5	4.5				
FREE THROWS-ATT	25-30	23-30				
Free throw pct	.833	.767				
F-Throws made per game	12.5	11.5				
REBOUNDS	89	68				
Rebounds per game	44.5	34.0				
Rebounding margin	+10.5	-				
ASSISTS	31	24				
Assists per game	15.5	12.0				
TURNOVERS	28	22				
Turnovers per game	14.0	11.0				
Turnover margin	-3.0	-				
Assist/turnover ratio	1.1	1.1				
STEALS	15	12				
Steals per game	7.5	6.0				
BLOCKS	4	6				
Blocks per game	2.0	3.0				
ATTENDANCE	0	3799				
Home games-Avg/Game	0-0	2-1900				
Neutral site-Avg/Game	-	0-0				

Score by Periods	1st	2nd	3rd	4th	Totals
Kentucky	31	30	42	41	144
Opponents	29	33	23	37	122



Kentucky Women's Basketball
 Kentucky Season Schedule/Results & Leaders (as of Nov 22, 2017)
 All games



RECORD:	OVERALL	HOME	AWAY	NEUTRAL
ALL GAMES	5-0	3-0	2-0	0-0
CONFERENCE	0-0	0-0	0-0	0-0
NON-CONFERENCE	5-0	3-0	2-0	0-0

Date	Opponent	Score	Att.	High Points	High Rebounds
11/10/17	SACRAMENTO STATE	w 101-70	4313	(22)Murray, Taylor	(9)Harrison, Dorie
11/12/17	GARDNER-WEBB	w 72-34	4256	(11)Rice, Alyssa	(10)Morris, Maci
11/16/17	at Montana	w 71-54	2808	(18)Murray, Taylor	(12)Murray, Taylor
11/19/17	at Washington State	w 73-68	991	(20)Morris, Maci	(10)Cann, Makenzie
11/22/17	MOREHEAD STATE	w 86-53	4710	(19)Morris, Maci	(10)Cann, Makenzie

* - Conference game

Attendance Summary	Games	Attend	Avg/Game
Home	3	13279	4426
Away	2	3799	1900
Neutral	0	0	0
Total	5	17078	3416



Kentucky Women's Basketball
 Kentucky Game-by-Game Highs (as of Nov 22, 2017)
 All games



Opponent	Date	Score	Points	Rebounds	Assists	Steals	Blocked shots
SACRAMENTO STATE	11/10/17	101-70	22-Murray, Taylor	9-Harrison, Dorie	3-Murray, Taylor Roper, Jaida Harrison, Dorie Roach, Kameron	2-McKinney, KeKe	1-Murray, Taylor Rice, Alyssa Roper, Jaida Harrison, Dorie Roach, Kameron
GARDNER-WEBB	11/12/17	72-34	11-Rice, Alyssa	10-Morris, Maci	4-Morris, Maci	1-Cann, Makenzie Murray, Taylor Morris, Maci	3-Morris, Maci
at Montana	11/16/17	71-54	18-Murray, Taylor	12-Murray, Taylor	3-Murray, Taylor Roper, Jaida	3-Murray, Taylor	1-Morris, Maci Rice, Alyssa
at Washington State	11/19/17	73-68	20-Morris, Maci	10-Cann, Makenzie	8-Murray, Taylor	4-Murray, Taylor	1-Rice, Alyssa Roper, Jaida
MOREHEAD STATE	11/22/17	86-53	19-Morris, Maci	10-Cann, Makenzie	6-Murray, Taylor	3-Morris, Maci	3-McKinney, KeKe