

LOUISVILLE FOOTBALL

2016 Co-Atlantic Division Champions • Home of the 2016 Heisman Trophy Winner

Saturday, Nov. 25, 2017
Noon | SEC Network
Lexington, Ky.
Kroger Field (61,000)

Overall Record:	7-4
ACC:	4-4
Non-Conference:	3-0
Home:	4-2
Away:	2-2
Neutral:	1-0

LOUISVILLE (7-4, 4-4 ACC)

Sept. 2	vs. Purdue (FOX)	W, 35-28
Sept. 9	at North Carolina* (ESPN)	W, 47-35
Sept. 16	Clemson* (ABC)	L, 21-47
Sept. 23	Kent State (RSN)	W, 42-3
Sept. 30	Murray State (RSN)	W, 55-10
Oct. 5	at NC State* (ESPN)	L, 25-39
Oct. 14	Boston College* (ACC Network)	L, 42-45
Oct. 21	at Florida State* (ESPN)	W, 31-28
Oct. 28	at Wake Forest* (ACC Network)	L, 32-42
Nov. 11	Virginia* (ESPNU)	W, 38-21
Nov. 18	Syracuse* (ESPNU)	3:30 p.m.
Nov. 25	at Kentucky (SEC Network)	Noon

KENTUCKY (7-4, 4-4 SEC)

Sept. 2	at Southern Mississippi	W, 24-17
Sept. 9	Eastern Kentucky	W, 27-16
Sept. 16	at South Carolina*	W, 23-13
Sept. 23	Florida*	L, 27-28
Sept. 30	Eastern Michigan	W, 24-20
Oct. 7	Missouri*	W, 40-34
Oct. 21	at Mississippi State*	L, 7-45
Oct. 28	Tennessee*	W, 29-26
Nov. 4	Mississippi*	L, 34-37
Nov. 11	at Vanderbilt*	W, 44-21
Nov. 18	at Georgia*	L, 13-42
Nov. 25	Louisville	Noon

ON THE AIRWAVES

Television (SEC Network)

- Taylor Zazour (pxp)
- Andre Ware (color)
- Olivia Harlan (sideline)

Radio

- Paul Rogers (pxp)
- Alex Kupper (color)
- Jody Demling (sideline)

Additional Radio

- SIRIUS Ch. 108
- XM Ch. 193
- Online Ch. 955

Game 12



LOUISVILLE Cardinals (7-4, 4-4 ACC)

Head Coach: Bobby Petrino | Career: 116-47 | At Louisville: 74-26 (8th)



KENTUCKY Wildcats (7-4, 4-4 SEC)

Head Coach: Mark Stoops | Career: 26-34 | At Kentucky: 26-34 (5th)

LOUISVILLE TRAVEL TO LEXINGTON TO FACE ARCH-RIVAL KENTUCKY IN REGULAR-SEASON FINALE

- The University of Louisville ends the 2017 regular season with a trip to Lexington to face intra-state rival Kentucky on Saturday at Kroger Field. The noon kickoff will be televised on the SEC Network.
- The Cardinals posted their biggest conference victory since 2004, defeating Syracuse 56-10 at Papa John's Cardinal Stadium on Saturday. Louisville defeated Rutgers 56-5 under head coach Bobby Petrino in 2005.
- The game will be broadcast by the SEC Network with Taylor Zazour (play-by-play), Andre Ware (analyst) and Olivia Harden (sideline). Paul Rogers (play-by-play), Alex Kupper (analyst) and Jody Demling (sideline) will call the action on Louisville Sports Properties.
- Running back **Malik Williams** rushed for a career-best 180 yard and two touchdowns — the second 100-yard game of his career. It was the highest total by a running back since Bilal Powell totaled 209 yards versus Cincinnati in 2010.
- Louisville rushed for 411 yards and five touchdowns in the win over Syracuse — the third-highest total since 1978 and the seventh-best total in school history.
- Junior quarterback **Lamar Jackson** broke the school record for career yards of total offense with 12,474, topping Chris Redman's mark of 12,129 yards, which was done in four seasons. Jackson is averaging 346.5 yards of offense for his career. He moved past Deshaun Watson for third in ACC history.
- Jackson accounted 381 yards of total offense in the win over Syracuse, breaking the school record for 300-yard games of total offense in a season with 11. It's also the 25th time in his career that he totaled better than 300 yards of offense in a game during his three-year career.
- Jackson accounted for four touchdowns for the sixth time this season and the 15th time in his career. He has 40 touchdowns this season — 23 passing and 17 rushing — putting him in second place in school history for touchdowns responsible in a season, which is 11 short of tying his school record of 51 set in 2016.
- The Cardinals averaged 10.1 yards per play, the sixth-highest single-game average in school history.
- For the second-straight week, the defense was stellar, limiting Syracuse to 335 yards of total offense, including 138 yards through the air.
- Louisville's defense recorded four interceptions in the win, the most since totaling four against Wake Forest on Oct. 30, 2015.

SERIES

- Louisville and Kentucky will meet for the 30th time in school history Saturday in a series that the Wildcats lead 15-14 all-time. Beginning the series in 1912, the two schools played six times from 1912 until 1924.
- Resuming the series in 1994, the two schools have played every year, with the Cardinals owning a 14-9 advantage over that span.
- The Cardinals have won five of the last six meetings after dropping a 41-38 decision last season at Papa John's Cardinal Stadium.
- Louisville is 9-8 all-time in Lexington and have won three-straight meetings at Kroger Field.

THE OPPONENT - KENTUCKY

- Benny Snell, Jr. rushed for 94 yards and a touchdown, but the Kentucky football team lost at No. 7 Georgia 42-13 on Saturday.
- Quarterback Stephen Johnson was 12 of 22 through the air for 138 yards, including a 45-yard connection with Blake Bone.
- Kentucky scored first in the game, taking advantage of good field position set up by a Josh Allen interception of Georgia quarterback Jake Fromm. The Wildcats took a 3-0 lead on a 37-yard field goal by Austin MacGinnis.

THE COACH

- Head coach **Bobby Petrino** is in his eighth season as head coach of the Cardinals, posting a remarkable 74-26 mark. He returned to the Derby City in 2014 and has recorded a 33-17 record — winning at least eight games in all three seasons. In 13 seasons as a head coach, Petrino owns a 116-47 record, with stops at Louisville (2003-06, 2014-17), Arkansas (2008-11) and Western Kentucky (2013).



OFFENSE

LT	74	Geron Christian	6-5	315	Jr.
	77	Linwood Foy	6-4	306	Jr.
LG	79	Kenny Thomas	6-6	322	Jr.
	61	Caleb Chandler	6-4	290	Fr.
C	75	Robbie Bell	6-5	305	R-Fr.
	63	Nate Scheler	6-1	295	So.
RG	72	Lukayus McNeil	6-6	319	Jr.
	66	Cole Bentley	6-3	316	Fr.
RT	73	Mekhi Becton	6-7	340	Fr.
	68	Danny Burns	6-6	325	Jr.
TE	80	Charles Standberry	6-3	241	Sr.
	83	Micky Crum	6-4	248	Jr.
	85	Jordan Davis	6-5	265	So.
WR	5	Seth Dawkins	6-3	214	So.
	2	Corey Reed	6-3	196	Fr.
	81	Emonee Spence	6-3	192	So.
WR	9	Jaylen Smith	6-4	220	Jr.
	87	Dez Fitzpatrick	6-2	208	R-Fr.
	88	Javonte Bagley	6-3	203	Sr.
WR	1	Traveon Samuel	5-7	170	Jr.
	84	Josh Johnson	5-11	175	Fr.
RB	7	Reggie Bonnafon	6-3	212	Sr.
	25	Dae Williams	6-2	227	R-Fr.
	29	Malik Williams	6-1	221	Sr.
QB	8	Lamar Jackson	6-3	207	Jr.
	4	Jawon Pass	6-4	227	R-Fr.

SPECIALISTS

LS	52	Mitch Hall	6-1	203	Fr.
	46	Brendan Lowery	6-0	200	So.
H	28	Mason King	6-3	211	So.
	47	Austin Johnson	6-2	202	R-Fr.
K	45	Blanton Creque	5-11	186	So.
	36	Evan O'Hara	6-0	208	So.
P	28	Mason King	6-3	211	So.
	47	Austin Johnson	6-2	202	R-Fr.
PR	7	Reggie Bonnafon	6-3	212	Sr.
	6	Russ Yeast	5-11	181	Fr.
	84	Josh Johnson	5-11	175	Fr.
KR	1	Traveon Samuel	5-7	170	Jr.
	84	Josh Johnson	5-11	175	Fr.
	5	Seth Dawkins	6-3	214	So.

DEFENSE

DT	94	G.G. Robinson	6-4	305	Jr.
	14	Drew Bailey	6-3	294	Sr.
	62	Derek Dorsey	6-3	290	R-Fr.
DT	90	De'Asian Richardson	6-3	326	Sr.
	96	Henry Famurewa	6-2	290	Jr.
	59	Caleb Tillman	6-3	280	R-Fr.
DE	91	Trevon Young	6-4	254	Sr.
	98	Tabarius Peterson	6-3	251	R-Fr.
DE	99	James Hearn	6-3	248	Sr.
	or 58	Jon Greenard	6-4	257	So.
	53	Amonte Caban	6-1	254	So.
MLB	17	Dorian Etheridge	6-3	227	Fr.
	42	Isaac Stewart	6-2	247	Jr.
OLB	32	Stacy Thomas	6-1	242	Sr.
	21	London Iakopo	6-0	223	Jr.
	9	C.J. Avery	5-11	205	Fr.
OLB	30	Khane Pass	6-1	211	So.
	31	Malik Staples	6-1	222	So.
CB	10	Jaire Alexander	5-11	192	Jr.
	6	Russ Yeast	5-11	181	Fr.
	20	Ronald Walker	6-1	196	Sr.
S	22	Chucky Williams	6-2	216	Sr.
	11	Dee Smith	6-1	204	Jr.
S	24	Zykiesis Cannon	6-0	185	Sr.
	4	TreSean Smith	6-1	198	Fr.
CB	15	Trumaine Washington	5-10	181	Sr.
	3	Cornelius Sturghill	5-11	187	So.

PRONUNCIATION GUIDE

Jaire Alexander	Jl-ear
Mekhi Becton	Ma-kai BECK-tin
Reggie Bonnafon	bon-a-FON
Amonte Caban	CA-bon
Zykiesis Cannon	ZIE-key-sis
Geron Christian	JER-an
Blanton Creque	CREEK-e
Jack Fagot	FA-go
Henry Famurewa	fam-a-RUE-a
London Iakopo	Ya-Ko-Po
Vince Lococo	la-CO-co
Lukayus McNeil	loo-KAY-is
Traveon Samuel	TRAY-vi-on
Nathan Scheler	SHE-ler
TreSean Smith	TREY-shawn
Emonee Spence	a-MON-ee
Cornelius Sturghill	STIRGE-hill
Chris Taylor-Yamonoha	Yah-MA-noah
Dae Williams	Day
Malik Williams	MA-leak



PROGRAM NOTES

99TH SEASON AND COUNTING

The 2017 campaign marks the 99th football season in Louisville football history. The Cardinals, who played their inaugural season in 1912, have a 511-457-17 all-time record (.526). The program's legacy includes 21 bowl appearances, 24 first-team All-Americans, eight conference titles, and the school's first Heisman Trophy in 2016.

WINNING SEASONS

The Cardinals have enjoyed seven straight winning seasons and 17 out of the last 20 seasons. Louisville's only had three non-winning seasons since 1998 (2007-09). Since 1998, the Cardinals are 158-80. Louisville has made seven consecutive bowl appearances — tied for the 16th-longest streak in FBS.

ACADEMIC EXCELLENCE

The Cardinals earned the program's first APR Public Recognition Award in program history for ranking in the top 10 percent for the multi-year APR, a period from 2012-16. The program saw 41 student-athletes earn AD Honor Roll status during the fall of 2015, with an additional 34 achieving the accolade in the spring of 2016.

QUICK FACTS

UNIVERSITY

NAME:	The University of Louisville
LOCATION:	Louisville, Ky.
FOUNDED:	1798
ENROLLMENT:	23,000
NICKNAME:	Cardinals
COLORS:	Red and Black
CONFERENCE:	ACC
DIVISION:	NCAA Division I
STADIUM	Papa John's Cardinal Stadium (55,000)
STADIUM SURFACE:	Field Turf
INTERIM PRESIDENT	Dr. Greg Postel
INTERIM ATHLETICS DIRECTOR	Vince Tyra
HEAD COACH:	Bobby Petrino (8th Season)

FOOTBALL HISTORY

FIRST YEAR:	1912
ALL-TIME RECORD:	511-457-17
ALL-TIME ACC RECORD:	21-11
ALL-TIME BOWL RECORD:	10-10-1
YEARS IN POST-SEASON PLAY:	21
PJCS Record:	94-32

ASSISTANT COACHES

Lorenzo Ward	Alabama '91
Assistant Head Coach/Secondary	
Lonnie Galloway	Western Carolina '94
Co-Offensive Coordinator/Wide Receivers	
Mike Summers	Georgetown (KY) '78
Co-Offensive Coordinator/Wide Receivers	
Peter Sirmon	Oregon '99
Defensive Coordinator/Outside Linebackers	
Cort Dennison	Washington '11
Inside Linebackers/Recruiting Coordinator	
Chris Klenakis	Carroll College '86
Tight Ends	
Nick Petrino	Western Kentucky '14
Quarterbacks	
L.D. Scott	Louisville '09
Defensive Line	
Kolby Smith	Louisville '06
Running Backs	

OPPONENT TRACKER

Purdue

www.purduesports.com
Overall: 5-6
Big Ten: 1-4
This Week: Indiana
Last Week: W, 24-15 Iowa

Kent State

www.kentstateports.com
Overall: 2-7
MAC: 1-4
This Week: at Akron
Last Week: L, 16-44 Bowling Green

Boston College

www.bceagles.com
Overall: 5-5
ACC: 3-4
This Week: at Syracuse
Last Week: L, 14-17 NC State

Virginia

www.virginiasports.com
Overall: 6-5
ACC: 3-4
This Week: Virginia Tech
Last Week: L, 28-44 Miami

North Carolina

www.goheels.com
Overall: 3-8
ACC: 1-6
This Week: NC State
Last Week: W, 65-10 W. Carolina

Murray State

www.goracers.com
Overall: 2-8
OVC: 1-4
This Week: Season complete
Last Week: L, 24-27 E. Illinois

Florida State

www.seminoles.com
Overall: 4-6
ACC: 3-5
This Week: at Florida
Last Week: W, 77-6 Delaware St.

Syracuse

www.cuse.com
Overall: 4-7
ACC: 2-5
This Week: Boston College
Last Week: L, 10-56 Louisville

Clemson

www.clemsonigers.com
Overall: 10-1
ACC: 7-1
This Week: at South Carolina
Last Week: W, 61-3 Citadel

NC State

www.gopack.com
Overall: 7-3
ACC: 5-1
This Week: North Carolina
Last Week: W, 17-14 BC

Wake Forest

www.wakeforestsports.com
Overall: 6-4
ACC: 4-3
This Week: Duke
Last Week: W, 64-43 Syracuse

Kentucky

www.ukathletics.com
Overall: 7-4
SEC: 4-4
This Week: Louisville
Last Week: L, 13-42 Georgia

LOUISVILLE SPORTS INFORMATION

ROCCO GASPARRO - FB CONTACT

- Interviews, Game Notes
- Office: 502-852-0102
- Cell: 502-262-2258
- Email: Rocco@GoCards.com
- Twitter: @Rocco_Gasparro

KENNY KLEIN - SR. ASSOC. SID

- Credentials
- Office: 502-852-6581
- Cell: 502-599-7865
- Email: Kenny@GoCards.com
- Twitter: @KKcards

SPORTS INFORMATION PHONE NUMBERS

- Office Phone 502-852-6581
- Fax: 502-852-7401
- Press Box: 502-852-6798
- Address 2100 S. Floyd St., Louisville, Ky. 40208
- Website : www.GoCards.com

Head coach Bobby Petrino holds a weekly media conference Mondays at 1:30 p.m. during the fall. Those sessions are live video-streamed via GoCards.com/watch. Petrino's comments are available on GoCards.com Monday afternoon as a video archive.

Louisville assistant coaches are available after practice on Tuesdays (offense) and Wednesdays (defense) at approximately 6 p.m. in the Letterwinner's Club, located at Gate 2A.

UofL players can be interviewed after practice on Tuesdays (offense) and Wednesdays (defense) at approximately 6 p.m. in the Letterwinner's Club, located at Gate 2A. Requests for player and assistant coach interviews should be submitted to Rocco Gasparro by 10 a.m. on Tuesdays (offense) and Wednesday (defense).

The Atlantic Coast Conference hosts individual media teleconferences with each ACC head coach throughout the football season. The call begins at 10:30 a.m. and continues through 12:40 p.m. on each Wednesday. Teleconference will be live streamed on the ACC.com and transcripts and audio archives will be available after the conclusion of the call. To participate in the call, please contact Mike Finn in the ACC Communications Office. The 2017 weekly call-in schedule for the season is as follows.

ACC HEAD COACH TELECONFERENCE SCHEDULE

10:30 p.m.	Bronco Mendenhall, Virginia
10:40 a.m.	Dabo Swinney, Clemson
10:50 a.m.	Jimbo Fisher, Florida State
11:00 a.m.	Bobby Petrino, Louisville
11:10 a.m.	Dino Babers, Syracuse
11:20 a.m.	Dave Clawson, Wake Forest
11:30 a.m.	Paul Johnson, Georgia Tech
11:40 a.m.	Larry Fedora, North Carolina
11:50 a.m.	Justin Fuente, Virginia Tech
12:00 p.m.	Mark Richt, Miami
12:10 p.m.	Pat Narduzzi, Pitt
12:20 p.m.	Steve Addazio, Boston College
12:30 p.m.	David Cutcliffe, Duke
12:40 p.m.	Dave Doeren, NC State



2017 STATS COMPARISON

	UL	UK
Points/Game	38.5	26.5
Points Allowed/Game	28.0	27.2
First Downs/Game	27.3	25.2
First Downs Allowed/Game	20.3	19.7
Rushing Yards/Game	241.2	164.5
Rushing Yards Allowed/Game	147.2	145.5
Passing Yards/Game	319.2	187.5
Passing Yards Allowed/Game	244.0	267.8
Total Offense/Game	560.4	352.0
Total Defense/Game	391.2	413.3
INTs Thrown/Opp. INTs Thrown	6-12	5/11
Turnover Margin	+3	-7
Sacks By/Allowed/Game	22/27	28/26
Third Down Offense	45%	41%
Third Down Defense	40%	40%
Red Zone Offense	39-46	34-36
Red Zone Defense	27-31	33-36
Kickoff Return Average	19.7	23.5
Punt Return Average	5.9	17.3
Penalties/Yards Per Game	70/567	59/475
Field Goals	12-14	20-25

2017 NCAA RANKINGS

	UL	UK
Points/Game	13	78
Points Allowed/Game	75	68
First Downs/Game	4	98
First Downs Allowed/Game	68	90
Rushing Yards/Game	19	64
Rushing Yards Allowed/Game	43	42
Passing Yards/Game	12	94
Passing Yards Allowed/Game	94	115
Total Offense/Game	3	105
Total Defense/Game	65	81
INTs Thrown	27	9
Opp. INTs Thrown	27	40
Turnover Margin	44	32
Sacks By	67	26
Sack Allowed/Game	93	87
Third Down Offense	20	60
Third Down Defense	77	76
Red Zone Offense	65	8
Red Zone Defense	95	122
Kickoff Return Average	92	27
Punt Return Average	90	3
Penalties Per Game	78	30
Penalties Yards Per Game	57	32

Week	AP	AM	CFP
Preseason	16	17	-
Sept. 5	17	16	-
Sept. 12	14	14	-
Sept. 19	19	20	-
Sept. 26	17	18	-
Oct. 1	17	17	-
Oct. 8	RV	RV	-
Oct. 15	-	-	-
Oct. 22	-	-	-
Oct. 29	-	-	-
Nov. 6	-	-	-
Nov. 13	-	-	-
Nov. 20	-	-	-

HEAD COACH MARK STOOPS

- On the field, after inheriting a program that had produced a 2-10 record the season before his arrival, Mark Stoops has markedly improved the team's performance. In 2014, UK won five games – more than the previous two seasons combined. The squad also won five games last season, including a victory at South Carolina, UK's first SEC road win since 2009, and a win over Missouri, UK's first triumph against a ranked opponent since 2010.
- That's progress, certainly, but only part of the way toward his goal of fielding championship teams at UK. Part of the acclaimed Stoops coaching family, he has a history of championship performance as an assistant coach and dramatic improvements during his years as a defensive coordinator at Florida State and Arizona.
- Stoops was defensive coordinator at FSU from 2010-12, inheriting a unit ranked 108th in the NCAA in total defense and turning it into one of the nation's best. In the 2012 season, the Seminoles were second in the nation in total defense, allowing 254.1 yards per game, and sixth nationally in scoring defense at 14.7 points per game. Playing well against the run and the pass, FSU was third in the country in rushing defense and led the nation in pass defense. FSU led the ACC in seven defensive categories. Stoops also coached the defensive backs under head coach Jimbo Fisher.
- Stoops was defensive coordinator and DBs coach at Arizona from 2004-09, working for his brother, Mike, who was head coach of the Wildcats. During Mark's time there, Arizona's records improved steadily, going 3-8, 3-8, 6-6, 5-7, 8-5 and 8-5. The Wildcats advanced to the Las Vegas Bowl and Holiday Bowl during the last two years. Mark and Mike are also brothers of Oklahoma head coach Bob Stoops, with Mark being the youngest of the three

THE GOVERNOR'S CUP

- The Governor's Cup was created in 1994 as the trophy for the winner of the Louisville-Kentucky game. Donated by The Kroger Company at a cost of \$23,000, the Governor's Cup stands 33 inches tall and weighs 110 pounds. The trophy's base and upright columns are hand-milled black marble. The glass components are optic-grade crystal. All metal parts are 23-karat, gold-plated brass. The cup itself is made of pewter with a 23- karat gold-plated finish.
- The cup was designed by Kendall Costner and sculpted by James Corcoran of Bruce Fox, Inc. The Kroger Company also is involved in supporting academic pursuits at the schools. Kroger is donating \$10,000 to each school for each year the game is played. Kroger's donations now total \$420,000 - \$210,000 to each school.

SCOUTING THE WILDCATS

- Kentucky is 7-4 overall, 4-4 in the Southeastern Conference.
- UK finished at least .500 in the league in consecutive seasons for the first time since 1998-99.
- UK finished in third place in the SEC Eastern Division. Placing second last season, it is UK's best back-to-back finishes since the league split into divisions in 1992.
- Sophomore running back Benny Snell, Jr. rushed 22 times for 94 yards and one touchdown. Snell now has 2,198 rushing yards as a Wildcat and moved past Artose Pinner (2,105) for eighth place on the UK career rushing list. Snell has 1,107 rushing yards this season.
- Snell has 16 rushing touchdowns this season, one shy of the UK single-season record of 16 by Moe Williams in 1995.
- Senior quarterback Stephen Johnson completed 12 of 22 passes for 138 yards and no interceptions in the loss to Georgia last week. Starting all 11 games, Johnson has thrown for 1,938 yards and 10 touchdowns, while entering the game as the team's second-leading rusher with 352 yards and three touchdowns.
- The Wildcats like to spread the football around, with nine players recording 10 or more receptions this season. Garrett Johnson paces UK with 46 receptions for 500 yards and two scores.
- Defenisvley, the Wildcats are allowing 413.3 yards per game, including 267.8 yards through the air.
- Safety Mike Edwards is the team's top tacklers with 84 and also owns a team-high four interceptions.
- Defensive end Denzil Ware leads the squad with 6.5 sacks and

SERIES SCORES WITH KENTUCKY

GP: 29

Games decided by 3 points or less: 2 (1-1).

Games decided by 7 points or less: 3 (3-0).

Most Points-UL: 66 (66-31 win on Oct. 10, 2015). Most Points-UK: 52 (52-38 loss on Oct. 2, 2010). Fewest Points-UL: 7 (41-7 loss on Oct. 29, 2011). Fewest Points-UK: 0 (52-0 loss on Sept. 23, 1967). Largest Win: 52 (52-0 win on Sept. 23, 1967).

Largest Loss: 34 (41-7 loss on Oct. 29, 2011).

Longest Win Streak: 4, twice (Sept. 23, 1967-Oct. 12, 2002 and Sept. 29, 2012-Present).

Longest Loss Streak: 6 (1912-1924).

INSIDE THE UK SERIES

OVERALL: 14-15 • H: 5-7 • A: 9-8

	UL	UK
Oct. 26, 1912 (A)	0	41
Nov. 22, 1913 (H)	0	20
Nov. 14, 1914 (A)	0	42
Nov. 6, 1915 (H)	0	15
Oct. 14, 1922 (A)	0	73
Oct. 4, 1924 (A)	0	29
Sept. 3, 1994 (A)	14	20
Sept. 2, 1995 (A)	13	10
Aug. 31, 1996 (A)	38	14
Aug. 30, 1997 (A)	24	38
Sept. 5, 1998 (H)	34	68
Sept. 4, 1999 (A)	56	28
Sept. 2, 2000 (H) (ot)	40	34
Sept. 1, 2001 (A)	36	10
Sept. 1, 2002 (H)	17	22
Aug. 31, 2003 (A)	40	24
Sept. 4, 2004 (H)	28	0
Sept. 5, 2005 (A)	31	24
Sept. 3, 2006 (H)	59	28
Sept. 15, 2007 (A)	34	40
Aug. 31, 2008 (H)	2	27
Sept. 19, 2009 (A)	27	31
Sept. 4, 2010 (H)	16	23
Sept. 17, 2011 (A)	24	17
Sept. 2, 2012 (H)	32	14
Sept. 14, 2013 (A)	27	13
Nov. 29, 2014 (H)	44	40
Nov. 28, 2015 (A)	38	24
Nov. 26, 2016 (H)	38	41



HONORS AND AWARDS

JAIRE ALEXANDER

Chuck Bednarik Award Watch List
Bronko Nagurski Award Watch List
Jim Thorpe Award Watch List
Paul Hornung Watch List
2nd Team Sporting News Preseason All-American
1st team AP Preseason All-American

DREW BAILEY

Bronko Nagurski Award Watch List

BLANTON CREQUE

Lou Groza Award Watch List
Lou Groza Semifinalist

MICKY CRUM

John Mackey Award Watch List

JORDAN DAVIS

John Mackey Award Watch List

JAMES HEARNS

Bronko Nagurski Award Watch List

LAMAR JACKSON

Maxwell Award Watch List
2nd Team Sporting News Preseason All-American
ACC Preseason Player of the Year
Davey O'Brien Award Watch List
Walter Camp Award Watch List
Preseason All-ACC
Manning Award Watch List
2nd team AP Preseason All-American
2nd team Associated Press
ACC Offensive Back of the Week (9/11)
Maxwell Award Semifinalist
Davey O'Brien Semifinalist

JAYLEN SMITH

ACC Wide Receiver of the Week (9/11)

linebacker Josh Allen has 9.5 tackles for loss.

- Kentucky yielded 381 yards and five touchdowns on the ground in a loss to Georgia last weekend in Athens, Ga.

INSIDE THE SERIES NOTES

- Louisville and Kentucky will meet for the 30th time in school history Saturday in a series that the Wildcats lead 15-14 all-time. Beginning the series in 1912, the two schools played six times from until 1924.
- Resuming the series in 1994, the two schools have played every year, with the Cardinals owning a 14-9 advantage over that span.
- The Cardinals have won five of the last six meetings after dropping a 41-38 decision last season at Papa John's Cardinal Stadium.
- Louisville is 9-8 all-time in Lexington and has won three-straight meetings at Kroger Field.
- Head coach Bobby Petrino is 6-1 versus Kentucky as the head coach of the Cardinals, and is 7-2 during his collegiate coaching career.
- In the last visit to Lexington in 2015, **Lamar Jackson** accounted for 316 yards and three touchdowns, Brandon Raddcliff ran for two TDs and Louisville erased a 24-7 halftime deficit with 31 unanswered points for a 38-24 victory.
- The teams have split the last 10 meetings in the series.

LOUISVILLE VERSUS THE SEC

- Louisville is 19-36-1 all-time versus schools from the Southeastern Conference.
- The Cardinals are 6-4 versus the SEC in the last 10 meetings, but were 0-2 last season — falling to LSU in the Citrus Bowl and Kentucky in the regular-season finale.
- Louisville is 1-2 versus Alabama; 0-2 versus Auburn; 1-2 versus Florida; 0-1 versus Georgia; 14-15 versus Kentucky; 0-1 versus LSU; 2-2 versus Mississippi State; 0-1 versus Missouri; 0-5 versus Tennessee; 1-3 versus Texas A&M and 0-2-1 versus Vanderbilt.

IN NOVEMBER

- All-time, November is a losing month for the Cardinals, posting a 152-162-5 record, including a 94-76-2 mark at home.
- Since 2012, the Cardinals are 15-5 in the month of November, but went 2-2 in 2016.
- Head coach Bobby Petrino is an impressive 22-6 during the calendar's 11th month — dominating opponents at home with an impressive 14-1 record.
- On the road, Petrino's teams have amassed an 8-4 record on the road in November, going 4-2 since 2014.

NON-CONFERENCE NOTABLES

- Despite losing his last three non-conference games to close the 2016 season, the Cardinals have enjoyed tremendous success against non-league foes, going 26-11 since 2011.
- Head coach Bobby Petrino is 29-9 versus non-conference opponents, including a 14-2 mark at home.
- Petrino's teams are 10-3 on the road and 5-4 in neutral site games.
- Dating back to the 2010 campaign, the Cardinals are 25-9 against non-conference opponents during the regular season and have won eight of the last 10 against non-conference foes after suffering a bowl loss to LSU in 2016.

SEVEN CAPTAINS NAMED

- University of Louisville head football coach Bobby Petrino continuously stresses the importance of leadership, and that was noticeable as seven players were selected captains in a team vote.
- Junior quarterback Lamar Jackson, running back Reggie Bonnafon and offensive tackle Geron Christian, were selected to represent the offense, while cornerback Jaire Alexander and safety Chucky Williams were voted to guide the defense. Junior wide receiver Devante Peete and punter Mason King were selected special teams captains.
- Jackson and Peete were named captains for the second consecutive season. Bailey had five or more tackles in six games last season — recording a career-best 11 in a 24-14 win over Duke. It was the highest total by a UofL defensive lineman since Elvis Dumervil registered 11 stops in 2005.

STREAKS AND TRENDS

- Quarterback **Lamar Jackson** has an FBS-best 18 games over the last two seasons with at least one rushing and passing touchdown in a game.
- Totalling four touchdowns versus Syracuse, Jackson has recorded 40 touchdowns this season, giving him an incredible 91 over the last 24 contests, an average of 3.8 per game. The native of Pompano Beach, Fla., has registered 15 career games with four or more touchdowns, including six this season. The junior had eight games last year with four or more scores.
- With 111 yards rushing last weekend against Syracuse, Jackson has five-straight 100-yard rushing games — tied for the second-highest streak in school history. He has eight 100-yard games this season — tying his school record for 100-yard games in a season and becoming the only player to have seven or more rushing games in two different seasons.
- Jackson recorded his 11th-straight game with 300 yards of total offense, the second-longest streak at Louisville — only trailing the 11 he accomplished in 2015-16.



LOUISVILLE IN THE INDIVIDUAL RANKINGS (TOP 50)

ALL-PURPOSE	NCAA	ACC
Lamar Jackson	42	5
COMPLETIONS PER GAME	NCAA	ACC
Lamar Jackson	26	4
FIELD GOAL PCT.	NCAA	ACC
Blanton Cregue	12	1
FORCED FUMBLES	NCAA	ACC
James Hearn	4	1
Chucky Williams	26	2
PASSING EFFICIENCY	NCAA	ACC
Lamar Jackson	24	2
PASSING TDS	NCAA	ACC
Lamar Jackson	19	2
PASSING YARDS	NCAA	ACC
Lamar Jackson	10	1
YARDS PER COMPLETION	NCAA	ACC
Lamar Jackson	10	1
POINTS RESPONSIBLE	NCAA	ACC
Lamar Jackson	2	1
RECEIVING TOUCHDOWNS	NCAA	ACC
Dez Fitzpatrick	24	2
RUSH YARDS PER CARRY	NCAA	ACC
Lamar Jackson	11	1
RUSHING TOUCHDOWNS	NCAA	ACC
Lamar Jackson	3	1
RUSHING YARDS	NCAA	ACC
Lamar Jackson	15	1
SACKS	NCAA	ACC
James Hearn	36	7
TOTAL OFFENSE	NCAA	ACC
Lamar Jackson	1	1
TOTAL POINTS	NCAA	ACC
Lamar Jackson	14	1
TOTAL TOUCHDOWNS	NCAA	ACC
Lamar Jackson	8	1
INTERCEPTIONS	NCAA	ACC
Trumaine Washington	10	2
YARDS PER ATTEMPT	NCAA	ACC
Lamar Jackson	15	2

- The Cardinals rushed for 411 yards in the win over Syracuse, improving to 53-1 when running for over 300 yards and 17-0 under head coach Bobby Petrino.
- The Cardinals are averaging 39.8 points per game over their last five games — scoring over 40 points twice during that span.
- Since being held to a season-low 116 yards rushing in a loss to NC State, the Cardinals are averaging 297.2 yards on the ground and have scored 17 rushing touchdowns during that span.
- Averaging 7.5 yards per play this season, the Cardinals totaled a mark of 10.1 versus Syracuse — the sixth time in 2017 that UofL has averaged better than 7.0 yards a play.
- Since yielding a season-high 625 yards of total offense in a loss to Wake Forest, the Cardinals have allowed an average of 306 yards per game, including 130.0 yards per contest on the ground.
- After recording four interceptions in the first six games, the Cardinals have totaled eight in the last five games, including a season-best four versus Syracuse.
- Wide receiver Jaylen Smith had three catches for a team-leading 95 yards and one touchdown. His 72-yard touchdown reception was the second touchdown catch of his career that went for at least 70 yards. Over the last four games — since returning from injury — Smith has totaled 25 receptions for 419 yards and three touchdowns.
- The Cardinals are averaging 7.2 yards per carry over the last five contests and a remarkable 7.7 yards per play.
- Forcing just four fumbles in the first six games, the Cardinals have totaled seven in the last five contests.
- The Cardinals have forced 20 turnovers this season, including 10 in the last four games — tying a season-best with four last weekend against Syracuse
- The Cardinals have averaged 42.8 rushing attempts in the last four contests, while totaling 30.8 passing attempts over that span.
- In posting a 7-4 record this season, the Cardinals' offense has performed well in those seven victories — averaging 587.6 yard per game and 8.0 yards per play. On the ground, the Cardinals have been phenomenal — picking up an average of 276.7 in the seven victories.
- The Cardinals have totaled at least one rushing touchdown and one passing score in 11-straight games — the first time since the last six games of 2006 and the first four of 2007 that the Cardinals scored at least one of each in 10 or more consecutive games.
- Jackson has thrown a touchdown pass in 26 of the last 27 games, with the LSU game last year being the lone game without a throwing touchdown.
- In 35 career contests, Jackson has 14 games where he has passed for multiple touchdowns. He has thrown multiple scoring strikes in seven of his last 10 contests. Throughout his career, he has 11 games with three or more passing touchdowns.
- Jackson, who has 114 touchdowns responsible for during his career, has been responsible for one touchdown in 26 of 27 games, with the only missing game being a 29-9 loss to LSU in the 2016 Citrus Bowl.
- Jackson, who totaled two rushing touchdowns versus Syracuse, has scored at least one TD on the ground in 27 of 36 games during his career. The native of Pompano Beach, Fla., has had a rushing touchdown in eight-straight games.
- After rushing for 337 (84.3 ypg) yards and four scores in the first four games, Jackson has run for 772 (128.7) yards and 12 touchdowns in the last six contests.
- Wide receiver **Seth Dawkins** has caught a pass in a team-high 13-straight games dating back to 2016, while tight end **Charles Standberry** has caught a pass in 12-straight games. **Dez Fitzpatrick** has had catches in 11-straight contests — all coming this season.
- The Cardinals are 2-0 this season when Jackson passes for fewer than 200 yards in a game — passing for 156 yards in a win at Florida State and 195 against Virginia.
- Offensive tackle **Geron Christian** and safety **Chucky Williams** are tied for the team lead with 37-straight starts.
- The Cardinals have totaled over 400 yards of total offense in 22 of the last 24 games.
- Louisville has forced at least one turnover in 21 of the last 24 contests, and has won 17 consecutive games when not committing a turnover.
- The Cardinals have achieved balance on the offensive side of the football this season, rushing 413 times and recording 412 passing plays.
- Louisville held Virginia to 63 yards rushing in the 38-21 win, marking the fourth time the Cardinals have limited the opposition to less than 100 yards on the ground — improving to 4-0 on the season when holding teams below the century mark.
- The Cardinals have held 10 opponents to less than 100 yards on the ground over the last two seasons (4 this year and 6 in 2016) and are 9-1 in those games, with the only loss being a 36-10 defeat at Houston a year ago.





BY THE NUMBERS

1

Quarterback Lamar Jackson leads the nation in total offense at 414.5 yards per game — more than 79 other teams. He has totaled 300 or more yards of total offense in 11-straight games and a school record 25 in his career — five more Chris Redman's 20, which is second all-time.

3

The Cardinals own the third-ranked offense in the country, averaging 560.4 yards per game — one of only eight schools averaging better than 500 yards of total offense. The Cardinals are looking to finish in the top five offensively for the sixth time in school history (2016, 2006, 2004, 2003, 1998).

5

Quarterback Lamar Jackson has recorded five-straight 100-yard rushing games after running for 111 yards versus Syracuse, one away from tying the school record with six consecutive 100-yard games.

6

The Cardinals have recorded 6,164 yards of total offense this season, an average of 560.4 yards per game. It's the sixth time the Cardinals have totaled more than 6,000 yards in a year — all six under the direction of Bobby Petrino.

9

The Cardinals have scored over 424 points this season, the ninth time in school history that the team has tallied more than 420 points in a season — eight with Bobby Petrino serving as head coach or offensive coordinator.

11

The Cardinals have totaled 11 100-yard rushing games this season — eight coming from Lamar Jackson, with Malik Williams totaling two and Reggie Bonnafon one.

13

The Cardinals rank 13th in the nation in scoring, averaging at 38.5 points per game.

66

The Cardinals have totaled 66 rushing touchdowns over the last two seasons — 37 in 2016 and 29 this year. The 29 touchdowns on the ground are tied for the seventh-most in school history.

- The Cardinals tied a season-high with four sacks in the win over Virginia — the third time registering four sacks this season.
- Louisville has forced multiple turnovers in five games this year, posting a perfect 5-0 in those contests. In the seven wins, the Cardinals have forced 12 miscues by the opposition, but only four in the team's four losses.
- The Cardinals have thrown six interceptions in 413 passing attempts — one pick in every 68.8 pass attempts.
- The Cardinals have scored 30 or more points in 19 of the last 24 games dating back to 2016.
- Wide receiver **Seth Dawkins** has caught 13 passes for 180 yards and a score in the last three games.
- The Cardinals are 6-5 in their last 11 Senior Day contests dating back to 2007.

QUICK HITS FROM THE SYRACUSE GAME

- Over the last three games against Syracuse, the Cardinals have outscored the Orange 159-55.
- Louisville's 46-point margin of victory is its largest in a conference game since beating Rutgers 56-5 on Nov. 11, 2005.
- Louisville has totaled at least 400 yards of offense in 22 of the last 24 games.
- Louisville's 727 yards of total offense are the seventh most in school history. Five of those games have come with Bobby Petrino as head coach or offensive coordinator.
- Louisville's 411 yards rushing is its third-highest total since 1978 and the seventh highest in school history.
- Following the performance against Syracuse, Louisville surpassed 6,000 yards of total offense on the season for the sixth time in school history. All six seasons (1998, 2003, 2004, 2006, 2016, 2017) have come with Petrino as head coach or offensive coordinator.
- Louisville's defense recorded four interceptions in the win, the most since totaling four against Wake Forest on Oct. 30, 2015.
- Louisville's 10.1 yards per play is the sixth-highest single-game average in school history. Four of those games have come with Petrino as head coach.
- Lamar Jackson finished the game with 381 yards of total offense. He had 270 yards and two touchdowns in the air, with 111 yards and two scores on the ground.
- Jackson now owns the school record for career total offense, passing Chris Redman's mark with 12,474. He ranks third on the ACC list for career total offense.
- Jackson is now responsible for 114 touchdowns in his career, moving past NC State's Philip Rivers (2000-03) for third on the ACC's career list.
- Jackson is only the second player in ACC history to string together five-straight 100-yard rushing games twice in his career, joining Boston College's Montel Harris.
- Jackson's 49th career rushing TD moved him into a tie for second on the ACC career list with NC State's Ted Brown (1975-78).
- With 17 rushing touchdowns of the season, Jackson is tied with Frank Moreau sixth on the school's single-season list.
- Jackson moves into a tie for fourth on the ACC career list for most 100-yard rushing games, logging his 21st 100-yard game.
- Jackson tied Lenny Lyles' Louisville record for touchdowns scored, logging his 49th career TD.
- Jackson's 17th rushing touchdown this year moved him into a tie for sixth-most rushing TDs in a season at Louisville.
- With his 65th touchdown pass, Jackson moves into the top 10 on the ACC career list for passing TDs.
- With 8,656 passing yards, Jackson passed NC State's Russell Wilson for 20th on the ACC's career list. He moved past Dave Ragone for fourth place on Louisville's career list.
- With his 40th touchdown this year (23 passing, 17 rushing), Jackson moved into second for touchdown responsibility in a season at Louisville. Jackson holds the school record with 51 last year.
- Lamar Jackson has matched his own school record for most consecutive games with at least 300 yards of total offense, logging his 11th straight 300-yard game. It's a new school record for most 300-yard games in a season.
- Jackson remains eighth on the NCAA's career list for rushing yards by a quarterback with 3,818 yards. He needs 78 yards to pass Indiana's Antwaan Randle El (3,895).
- Malik Williams carried the ball nine times for a career-best 180 yards and two touchdowns. It was his second multi-score rushing game of the year (also two versus Kent State).
- His 180 yards rushing are the most by a Louisville running back since Bilal Powell had 209 yards versus Cincinnati on Oct. 15, 2010.
- Jaire Alexander finished the game with four tackles and two pass breakups. He registered his seventh career interception in the first quarter.





LOUISVILLE'S RECORD WHEN...

	'17	Petrino
August	0-0	1-0
September	4-1	25-6
October	1-3	20-10
November	2-0	22-6
December	0-0	5-3
January	0-0	1-1
Total	7-4	74-26

In ACC Play

At home	2-2	12-4
On the road	2-2	9-7
Neutral	0-0	0-0
Total	4-4	21-11

In NonConference Play

At home	2-0	14-2
On the road	1-0	15-9
Neutral	1-0	4-5
Total	1-0	33-16

vs. AP Ranked Opponents

At home	0-1	3-3
On the road	0-1	0-6
Neutral	0-0	2-5
Total	0-0	5-13

In Games

Decided by 3 pts or less	1-1	5-10
Decided by 7 pts or less	1-0	14-12
Decided by 14 pts or more	1-3	45-11
Decided by 28 pts or more	3-0	28-2
Leading at halftime	6-1	67-9
Leading after 3 quarters	5-0	65-5

When Scoring

Less than 20 points	0-0	1-7
20+ points	1-2	66-16
30+ points	3-1	56-8
40+ points	2-1	38-2
50+ points	2-0	23-0
60+ points	0-0	12-0

When Allowing

10 or fewer points	3-0	22-0
20 or fewer points	0-0	40-1
25+ points	3-4	19-23

When Achieving

400+ yards of total offense	4-2	61-13
500+ yards of total offense	2-1	34-5
600+ yards of total offense	3-1	13-1
Less than 100 yards rushing	0-0	4-9
100+ yards rushing	7-4	37-16
200+ yards rushing	5-1	46-7
300+ yards rushing	3-0	17-0
100-yard rusher	6-2	43-9
100-yard rusher/receiver	2-1	14-5
Less than 200 yards passing	2-0	17-4
300+ yards passing	5-4	34-11
400+ yards passing	0-0	5-1
500+ yards passing	0-0	0-0
No turnovers	2-0	12-1

When Allowing

less than 200 total yards	2-0	7-0
less than 300 total yards	3-0	36-2
less than 400 total yards	5-0	60-10
400+ yards of total offense	2-4	14-16
less than 100 yards rushing	4-0	42-2
100+ yards rushing	3-4	31-24
less than 100 yards passing	2-0	8-0
less than 200 yards passing	3-0	34-7
300+ yards passing	1-4	9-10

- Reggie Bonnafon finished with 77 all-purpose yards (43 rushing, 34 receiving) and two touchdowns.
- Dez Fitzpatrick had three catches for 51 yards and one touchdown.
- Fitzpatrick owns the school's freshman record for touchdown receptions with eight.
- His eight touchdown receptions, tied for fourth most in a season by a freshman in ACC history, are the most since Clemson's Artavis Scott in 2014.
- Fitzpatrick's 43 receptions is third most by a freshman in a season in school history.
- His 662 receiving yards are the 12th most by a freshman in ACC history, passing North Carolina's Hakeem Nicks (2006, 660).
- Jaylen Smith had three catches for a team-leading 95 yards and one touchdown.
- His 72-yard touchdown reception was the second touchdown catch of his career that went for at least 70 yards.
- James Hearn had four tackles, including three for loss, and one forced fumble.
- With his fourth forced fumble this year, Hearn moved into a tie for fourth on the school's single-season list.
- Hearn moved into a tie with Calvin Pryor for second on Louisville's career list for forced fumbles, logging the ninth of his career.
- Over the past two games, he has totaled 6.0 tackles for loss.
- Trumaine Washington had three tackles and one interception.
- He is one of four players in Louisville history with at least 10 interceptions and at least 20 pass breakups, joining Anthony Floyd, Sam Madison, and Rashad Holman.
- Freshman Dorian Etheridge led the Cardinals with 11 tackles.
- He is one of only three Cardinals and the only underclassman to have double-digit tackles in two games this season (Chuck Williams, Stacy Thomas).
- Mason King had three punts for 155 yards, registering a career-best 51.7 average. He matched his season long with a 58-yard punt during the game.

LOUISVILLE, PETRINO VS. RANKED OPPONENTS

- Louisville holds a 16-50-1 all-time record against teams ranked in the Associated Press top 25. This mark includes records of 8-13 at home, 3-31-1 at road sites and 5-7 at neutral sites.
- The Cardinals are 6-22-1 against teams ranked in the top 10, and 8-12 as a ranked team playing a ranked foe.
- Head coach Bobby Petrino owns a record of 5-14 versus ranked opponents during his tenure at Louisville, which includes a win over No. 2 Florida State last season.

WIN INDICATORS

- There are many things that go into whether a team wins a game, but a long-term look at the trends during Bobby Petrino's tenure at Louisville shows that winning the turnover battle and winning the run game are two of the easiest ways to predict a Louisville victory.
- Under Petrino, when the Cardinals win the turnover battle, they are 37-4 (90.2 pct.) They are 12-1 (92.3 pct.) in games when they commit zero turnovers. Louisville is 68-8 under Petrino when outrushing the opponent (89.5 pct.) and is 43-2 (95.4 pct.) when holding the opponent under 100 yards on the ground.
- History also shows that Louisville is tough to beat when it takes a lead into halftime, as the Cardinals are 67-9 when leading at intermission under Petrino (91.4 pct.).
- In the win 56-10 win over Syracuse, the Cardinals are 23-0 when scoring 50 or more points in a game and 22-0 when allowing 10 or fewer points in a contest.

SECURING BOWL ELIGIBILITY; LOOKING FOR EIGHTH WIN

- With the win over Virginia, the Cardinals became bowl eligible for the eighth-straight season dating back to 2010.
- It would be the 18th time in 20 seasons that the Cardinals would be eligible for post-season action. The Cardinals have advanced to the post-season in 17 of the last 20 years. Louisville went 6-6 in 2007, but wasn't selected for one of the bowl games. The Cardinals played in a bowl from 1998-2006, and 2010-2016.
- The Cardinals missed three bowl games from 2007-2009.
- Head coach Bobby Petrino has qualified for a bowl game in his first eight years as the head coach at Louisville, and 11 times in his 13 seasons throughout his collegiate coaching career. Petrino's 2013 squad at Western Kentucky and the 2008 team at Arkansas were the lone teams to fail to play in a bowl game.
- He is currently the only coach in school history to reach a bowl game in eight consecutive years.
- In picking up their seventh win of the season, the Cardinals are looking to win their eighth game for the sixth-straight season since 2012, and the eighth-consecutive year under the direction of Bobby Petrino, who has never won fewer

PETRINO VS. RANKED OPPONENTS

Date	Rk	Opponent	Opp	Score
Nov. 5, 2003		at TCU	13	28-31
Dec. 18, 2003		vs. Miami, Ohio	14	28-49
Oct. 14, 2004	18	at Miami, Fla.	3	38-41
Dec. 31, 2004	7	vs. Boise State	10	44-40
Jan. 2, 2005	15	vs. Virginia Tech	12	24-35
Sept. 16, 2006	12	Miami, Fla.	17	31-7
Nov. 2, 2006	5	West Virginia	3	44-34
Nov. 9, 2006	3	at Rutgers	15	25-28
Jan. 2, 2007	5	vs. Wake Forest	15	24-13
Oct. 30, 2014		Florida State	2	31-42
Dec. 30, 2014	20	vs Georgia	13	14-37
Sept. 5, 2015		vs. Auburn	6	24-31
Sept. 17, 2015		Clemson	11	17-20
Oct. 17, 2015		at Florida State	11	21-41
Sept. 17, 2016	10	Florida State	2	63-20
Oct. 1, 2016	3	at Clemson	5	36-42
Dec. 31, 2016	15	vs. LSU	19	9-29
Sept. 16, 2017	14	Clemson	3	21-47
Oct. 5, 2017	17	at NC State	24	25-39



ACC BOWL TIE-INS

Quick Lane Bowl

Dec. 26 ESPN TBA Detroit, Mich.
Big Ten vs. ACC/ND

Independence Bowl

Dec. 27 ESPN 1:30 pm Shreveport, La.
SEC vs. ACC/ND

Pinstripe Bowl

Dec. 27 ESPN 5:15 pm New York, N.Y.
Big Ten vs. ACC/ND

Military Bowl

Dec. 28 ESPN 1:30 pm Annapolis, Md.
AAC vs. ACC/ND

Camping World Bowl

Dec. 28 ESPN 5:15 pm Orlando, Fla.
Big 12 vs. ACC/ND

Belk Bowl

Dec. 29 ESPN 1 pm Charlotte, N.C.
SEC vs. ACC/ND

Sun Bowl

Dec. 29 CBS 2 pm El Paso, Texas
Pac 12 vs. ACC/ND

Music City Bowl

Dec. 29 ESPN 4:30 pm Nashville, Tenn.
SEC/Big 10 vs. ACC/ND

Tax Slayer Bowl

Dec. 30 ESPN Noon Jacksonville, Fla.
SEC/Big 10 vs. ACC/ND

Orange Bowl

Dec. 30 ESPN 8 p.m. Miami, Fla.
SEC/Big 10 vs. ACC/ND

Citrus Bowl

Jan. 1 ABC 1 p.m. Orlando, Fla.
SEC/Big 10 vs. ACC/ND

than eight games while leading the program.

- The Cardinals are 10-10-1 all-time in bowl games.

NEW GUYS

- Through 11 games in 2017, 12 true freshmen, 10 redshirt freshmen and one transfer have played for Louisville — after redshirt freshman Dae Williams made his collegiate debut versus Florida State.
- Against Boston College, a total of six freshmen made the start in the loss to the Eagles, including three true freshmen on defense in cornerback **Russ Yeast**, linebacker **Dorian Etheridge** and safety **TreSean Smith**, and offensive tackle **Mekhi Becton** on offense.
- True freshmen **Cole Bentley** (guard) and **Kemari Averett** (tight end) earned the start on offense versus Virginia. They are the sixth and seventh true freshmen, respectively, to start this year, and the eighth and ninth freshmen, respectively, to start a game this season.
- Of the 53 players listed on the two-deep, 26 are true or redshirt freshmen and sophomores. There are seven true freshmen on the depth chart.

WINNING AT HOME UNDER PETRINO

- Head coach Bobby Petrino continuously preaches the importance of winning all your home games, and over the years, his teams have consistently complied. The eighth-year head coach is 40-7 all-time at Papa John's Cardinal Stadium, winning at an 85.1 clip and at least four games a year during his tenure.
- After losing to Memphis in 2003, Petrino's squads went on to win 18-straight home games before he left for the NFL after the 2006 season. He won his first four games in his return back in 2014 to push his streak to 22-straight wins before losing to Florida State on Oct. 30, 2014.
- In the ACC, the Cardinals are 12-4 at Papa John's Cardinal Stadium and have won nine of 11 league contests at home after a 56-10 win over Syracuse.
- With a 4-2 home record this year, the Cardinals avoided their first three-loss home season under Petrino.

ON THE ROAD

- While head coach Bobby Petrino's teams have been stellar at home throughout his career, his road mark is equally impressive. In his eighth season with the Cardinals, Petrino has guided his squads to a 29-14 record on the road — having won seven of their last 11 games away from home. Petrino's is 3-0 in Lexington as head coach of the Cardinals.
- In the ACC, the Cardinals are 9-7 on the road — winning five of their last eight games after the 42-32 loss at Wake Forest.
- The Cardinals are 15-9 on the road in non-conference play with Petrino at the helm.

PETRINO COACHES 100TH GAME

- Saturday's win over Syracuse was the 100th career game for head coach Bobby Petrino — becoming only the third coach at Louisville to accomplish such a feat.
- Frank Camp (1946-68) coached 213 games at Louisville, posting a 118-95 record at Louisville — the most wins in school history. Howard Schnellenberger (1985-94) coached 110 career games, achieving a 54-56 overall record.
- Petrino's 74 wins are the second-most at Louisville, but his 74.0 winning percentage is the best in the school's annals.

EXPANSION SET FOR 2018 SEASON OPENER

- The University of Louisville's Cardinal Athletic Fund (CAF) has accelerated the completion of a \$63-million project for Papa John's Cardinal Stadium and the Howard Schnellenberger Complex. Originally scheduled for completion for the 2019 football season, the new expansion will be ready for opening in 2018. The expedited schedule is due to major gifts from Pepsi, the Kueber Family, and a recent \$5 million pledge by Norton Healthcare. Additionally, within one year, fans and supporters donated approximately \$47 million toward the project.
- The Cardinals began construction on the new expansion in November 2016 after the final home game. The Cardinal Athletic Fund's staff has helped sell all 1,000 club seats, 70 premium boxes, and 12 exclusive field level suites.
- The first phase of the project that will be noticeable to the fans will be the seating structure for the interior bowl that will be in place for the start of the 2017 season. Approximately 10,000 seats will be added to the north end zone, which will go on sale to the public in early 2018.
- Beginning January 1, 2018, renovations are scheduled to begin on the football complex, which includes dramatic changes to the training areas and improving the overall student-athlete experience. An additional 100,000 square feet of space will allow the team's weight room and conditioning center to double in size, creating space for team workouts, conditioning, and an enhanced athletic training space equipped with a state-of-the-art hydrotherapy area.
- A luxurious and spacious players' lounge, improvements for coaches' offices and the team locker room, and expansive theatre-style meeting areas also will be among the major improvements dedicated for student-athlete development.

CLOSE SHAVES

- Under Bobby Petrino, the Cardinals have a losing record in close contests. Petrino has directed Louisville to a 19-22 record in games decided by single digits — going 6-10 in games that come down to a field goal or less after the 31-28 win at Florida State.
- Sophomore placekicker **Blanton Creque** kicked a 34-yard field goal in the final seconds in the win over the Seminoles — the first game-winner since John Wallace kicked a 29-yard field goal at Rutgers in 2012.

**100-YARD CAREER RUSHING GAME (NCAA)**

30

Royce Freeman, Sr., RB, Oregon

25

Justin Jackson, Sr., RB, Northwestern

22

Nick Chubb, Sr., RB, Georgia

Jarvion Franklin, Sr., RB, Western Michigan

Ito Smith, Sr., RB, Southern Miss

21

Lamar Jackson, Jr., QB, Louisville

Ray Lawry, Sr., RB, Old Dominion

18

Myles Gaskin, Jr., RB, Washington

17

Larry Rose III, Sr., RB, New Mexico State

16

D'Angelo Brewer, Sr., RB, Tulsa

15

Dalyn Dawkins, Sr., RB, Colorado State

Ralph Webb, Sr., RB, Vanderbilt

14

Josh Adams, Jr., RB, Notre Dame

Saquon Barkley, Jr., RB, Penn State

Quinton Flowers, Sr., QB, South Florida

Rashaad Penny, Sr., RB, San Diego State

Nick Wilson, Sr., RB, Arizona

13

Nick Fitzgerald, Jr., QB, Mississippi State

Justice Hill, So., RB, Oklahoma State

Ronald Jones II, Jr., RB, USC

Diocemy Saint Juste, Sr. RB, Hawai'i

Terry Swanson, Sr., RB, Toledo

Akrum Wadley, Sr., RB, Iowa

PETRINO ONE OF THE BEST

- Head coach Bobby Petrino has established himself as one of the best coaches in the country with stops at Louisville, Arkansas and Western Kentucky. He owns a 116-47 mark in 13 seasons as a head coach, with 74 coming as head coach of the Cardinals.
- His teams have won eight or more games in 11 of 12 seasons and 10 or more on four different occasions.
- Petrino's 71.1 winning percentage is the seventh-best mark of any head coach with a minimum of 10 seasons, and his 116 wins are the 14th-most among active coaches.
- In eight seasons with the Cardinals, Petrino is the only coach to lead his squad to a post-season appearance in all eight years.
- In 12-plus seasons as a head coach at three different programs, his teams have won eight or more games 11 times.

OVERTIME OVER TIME

- College football introduced overtime during the bowl season in 1995 and adopted the system for regular season games in 1996.
- Since then, Louisville has played 10 overtime games, but hasn't played in an extra session since 2013.
- The Cardinals are 5-5 all-time in overtime games since the NCAA instituted the rule in 1996. Petrino is 0-2 in overtime games at Louisville and 1-3 in his career.
- The Cardinals are 5-5 in overtime games — losing four of their last six encounters. Their last win was a 31-24 victory at Cincinnati in 2013.

LOUISVILLE OVERTIME GAMES

Date	Opponent	Score
10/7/99	Army	L, 52-59
9/2/00	Kentucky	W, 40-34
9/26/02	Florida State	W, 26-20
11/14/02	at Southern Miss	W, 20-17
10/4/03	at USF	L, 28-31 (2ot)
10/15/05	at West Virginia	L, 44-46 (3ot)
11/13/10	USF	L, 21-24
10/26/12	Cincinnati	W, 34-31
11/24/12	UConn	L, 20-23 (3ot)
12/5/13	at Cincinnati	W, 31-24

FIVE GRADUATES IN 2017

- Head coach Bobby Petrino stresses the importance of academics, and players getting their degrees. With a graduation plan in place, the Cardinals take the field in 2017 with five players holding college degrees.
- Senior safety **Chucky Williams**, defensive linemen **Drew Bailey** and **De'Asian Richardson** and outside linebacker **Trevon Young** earned their degrees in communications.
- Senior linebacker **Stacy Thomas** graduated with his degree in criminal justice.

17 SENIORS IN 2017 CLASS

- A total of 17 seniors are in their final season with the Cardinals — seven on offense, nine on the defensive side of the football and one specialist.
- Ryan Betlach, Reggie Bonnafon, Jack Duane, Chaz Ray, Malik Williams, Charles Standberry, Tyler Polston, Javonte Bagley are the seniors on offense, while Drew Bailey, De'Asian Richardson, James Hearn, Trevon Young, Stacy Thomas, Zykiesis Cannon, Chucky Williams, Trumaine Washington, Ronald Walker are the seniors on defense.
- The senior class is 33-17 during its four seasons playing under head coach Bobby Petrino.

LOUISVILLE-KENTUCKY CONNECTIONS

- Kentucky has two players from the city of Louisville on its roster: LB Spencer Foy and WR Charles Walker.
- Louisville has four players from the city of Lexington: WR Jordan Thomas, S, Jack Fagot, QB Clay Bolin, LS Ryan Betlach.
- UK wide receivers coach Lamar Thomas is in his second year with the Cats after spending 2014-15 on Louisville's coaching staff.
- Louisville offensive line coach Mike Summers grew up in Lexington, Ky. The son-in-law of former UK basketball coach Joe B. Hall, spent two different terms at Kentucky, working as a graduate assistant in 1980-81, while serving as the offensive line coach and run game coordinator for the Wildcats from 2010-12.



500-YARD GAMES OF TOTAL OFFENSE UNDER BOBBY PETRINO

Oct. 11, 2003	619	Army
Oct. 17, 2003	500	Tulane
Nov. 05, 2003	580	at TCU
Nov. 22, 2003	779	Houston
Nov. 28, 2003	526	at Cincinnati
Sept. 11, 2004	572	at Army
Oct. 02, 2004	549	East Carolina
Oct. 14, 2004	507	at Miami (Fla.)
Oct. 22, 2004	517	South Florida
Nov. 04, 2004	599	at Memphis
Nov. 10, 2004	587	TCU
Nov. 20, 2004	666	at Houston
Dec. 04, 2004	522	at Tulane
Dec. 31, 2004	564	vs. Boise State
Sept. 17, 2005	553	Oregon State
Oct. 01, 2005	608	Florida Atlantic
Oct. 22, 2005	547	at Cincinnati
Nov. 11, 2005	500	Rutgers
Nov. 26, 2005	505	Syracuse
Sept. 03, 2006	631	Kentucky
Sept. 09, 2006	671	at Temple
Oct. 06, 2006	526	Middle Tenn.
Dec. 02, 2006	570	Connecticut
Sept. 06, 2014	603	Murray State
Sept. 26, 2015	562	Samford
Nov. 07, 2015	579	Syracuse
Dec. 30, 2015	534	vs. Texas A&M
Sept. 01, 2016	663	Charlotte
Sept. 09, 2016	845	at Syracuse
Sept. 17, 2016	530	Florida State
Sept. 24, 2016	690	at Marshall
Oct. 01, 2016	568	at Clemson
Oct. 22, 2016	553	NC State
Oct. 29, 2016	508	at Virginia
Nov. 05, 2016	515	at Boston College
Nov. 26, 2016	561	Kentucky
Sept. 2, 2017	524	vs. Purdue
Sept. 9, 2017	705	at North Carolina
Sept. 23, 2017	539	Kent State
Sept. 30, 2017	676	Murray State
Oct. 14, 2017	625	Boston College
Oct. 28, 2017	523	Wake Forest
Nov. 18, 2017	727	Syracuse

CREQUE NAMED SEMIFINALIST FOR THE LOU GROZA AWARD

- Sophomore **Blanton Creque** has enjoyed a solid season in his second season as the team's starting placekicker. The native of Shelbyville, Ky., is 12-of-14 on field goal attempts and 50-of-51 on points-after-conversion. He ranks 12th nationally and leads the Atlantic Coast Conference with his 85.7 field goal percentage, while standing 55th nationally and seventh in the league with an average of 1.09 field goals per game.
- Creque had made 14-straight field goals, dating back to last season, which is tied for the second-longest streak (Art Carmody) in school history before missing that field goal at FSU. Art Carmody owns the longest streak in school history by connecting on 16-straight during the 2006 season and he also hit 14 from Oct. 1, 2005 to Sept. 3, 2006.
- With eight points in the win over Syracuse, Creque remains eighth in school history with 173 points — sitting eight points from moving past Jon Hilbert for seventh all-time.
- With one field goal versus Virginia, Creque improved to 28-of-33 in his career, a percentage of 84.9, which is the best mark in school history — just ahead of Art Carmody's 82.2 career percentage. He remains seventh all-time in the Louisville career record book with 28 made field goals — needing just five more made field goals to move to into sixth place on the school's all-time list.
- This season, after missing a 32-yard attempt versus Virginia, Creque is 6-for-7 from 30-39 yards out and 3-for-4 from 40-49 yards after he hit a 40-yarder against the Cavaliers.
- For his career, Creque is 11-of-13 on field goals from 30-39 yards and 4-for-7 from over 40 yards.
- As a redshirt freshman last season, Creque booted 16-of-19 field goals, which was tied for the third-most on the school's single-season list.
- Creque is 89-of-91 on PATs for his career, which is the seventh-most made in school history.

THE KING

- After setting the school record last year with a 43.9 punting average, sophomore punter **Mason King** is back at it again this season. Heading into Saturday's game versus Kentucky, King is enjoying an even better season statistically. The sophomore is averaging 44.1 yards per punt, but doesn't qualify nationally because of the lack of attempts.
- Sitting sixth in the ACC, King has averaged better than 44.0 yards per game in six contests and has 10 punts of over 50 yards this season. He averaged 51.7 yards a punt in the win over Syracuse, including a season-best 58-yard boot.
- The Louisville, Ky., native has had 10 fair catches, and the opposition is averaging 6.4 yards a return this year.
- For his career, King is averaging a stellar 43.8 yards a punt and owns 24 punts of over 50 yards.
- The Cardinals are netting 39.93 yards a punt, which stands 24 nationally and fifth in the league.

BONNAFON CHANGES THE FIELD

- With injuries to standout punt returner **Jaire Alexander**, the Cardinals have been searching for answers in the return game. They may have found their solution last weekend against Virginia. Seeing his first action as a punt returner since Sept. 23, Bonnafon averaged 8.8 yards a return, including a 28-yard return — his second longest of the season. He had a 33-yarder in the season opener versus Purdue.
- After totaling -3 yards in the previous four games, Bonnafon ignited the Cardinals with 44 yards on five returns.
- The 44 return yards were the most since junior Jaire Alexander totaled 130 yards in the 63-20 win over Florida State last season.
- The Louisville, Ky., native leads the team with an average of 9.0 yards a return this season.

FIRST-TIME STARTERS

- Through 11 weeks of the season, the Cardinals have had 15 players make their first career starts. In the opener versus Purdue, the Cardinals had four first-time starters in center **Robbie Bell**, offensive tackle **Mekhi Becton**, linebacker **Dorian Etheridge** and long snapper **Mitch Hall**. Etheridge started at linebacker, becoming the first true freshman to start at linebacker since James Burgess was a starter in three games during the 2012 campaign.
- Against North Carolina, tight end **Jordan Davis** was the lone new starter, while the Clemson contest saw running back **Malik Williams** and defensive tackle **G.G. Robinson** record their inaugural starts.
- Defensive tackle **Henry Famurewa**, linebacker **London Iakopo**, cornerback **Russ Yeast** and wide receiver **Dez Fitzpatrick** started for the first time against Kent State.
- Linebacker **Isaac Stewart** and safety **TreSean Smith** started for the first time against Boston College.

CAREER POINTS BY KICKING

1.	433	Art Carmody	2004-07
2.	384	John Wallace	2012-15
3.	275	Nate Smith	2000-03
4.	216	David Akers	1993-96
5.	190	Ron Bell	1987-90
6.	180	Chris Philpott	2008-11
7.	180	Jon Hilbert	1996-99
8.	173	Blanton Creque	2016-

CAREER FIELD GOALS MADE

1.	66	John Wallace	2012-15
2.	60	Art Carmody	2004-07
3.	44	Nate Smith	2000-03
4.	36	Ron Bell	1987-90
5.	35	David Akers	1993-96
6.	32	Chris Philpott	2008-11
7.	28	Blanton Creque	2016-
8.	24	Wilbur Summers	1972-75
9.	22	Jon Hilbert	1996-99
10.	22	Klaus Wilmsmeyer	1988-91



ON THIS DATE

November 25 (5-3, .625)

1915	Transylvania	H	L	0-26
1926	Florida Southern	A	W	13-3
1950	Southern Mississippi	A	L	28-34
1972	Drake	H	W	27-0
1979	Rutgers	H	L	7-31
1993	Tulsa	A	W	28-0
2006	Pittsburgh	A	W	48-24
2011	South Florida	A	W	34-24

- The Cardinals are playing on Nov. 25 for the ninth time in school history — posting a 5-4 record.
- It's the first meeting on Nov. 15 since a 34-24 win over South Florida in 2011.
- Head coach Bobby Petrino is 1-0 on Nov. 25.
- Louisville has won three consecutive games on Nov. 25.

IN THE PROS

Josh Bellamy	Chicago Bears	WR
Teddy Bridgewater	Minnesota Vikings	QB
DeAngelo Brown	Tennessee Titans	DT
Preston Brown	Buffalo Bills	LB
Jamon Brown	Los Angeles Rams	OG
James Burgess	Cleveland Browns	LB
Harry Douglas	Tennessee Titans	WR
Elvis Dumervil	San Francisco 49'ers	LB
Brandon Dunn	Houston Texas	DE
William Gay	Pittsburgh Steelers	CB
Breno Giacomini	Houston Texans	OT
J. Harvey-Clemons	Washington Redskins	S
Cole Hikutini	San Francisco 49'ers	TE
Lorenzo Mauldin	New York Jets	LB
John Miller	Buffalo Bills	OG
DeVante Parker	Miami Dolphins	WR
Senorise Perry	Miami Dolphins	RB
Bilal Powell	New York Jets	RB
Calvin Pryor	Cleveland Browns	S
Sheldon Rankins	New Orleans Saints	DE
Eli Rogers	Pittsburgh Steelers	WR
Keith Towbridge	Buffalo Bills	TE
Marcus Smith	Philadelphia Eagles	DE
Eric Wood	Buffalo Bills	C

- True freshmen **Cole Bentley** started for the first time against Virginia, while tight end **Kemari Averett** joined him in the starting lineup.

FRESHMEN STARTERS

- The Cardinals' 7-4 record can be attributed to the reliance of a number of true freshmen seeing actions, including a high number in the starting lineup. Louisville has played 12 true freshmen this season and seven have seen time as starters. Four freshmen have started on the defense, while three have made starts on the offense. The four starters on the defense are tied for the third-most in the country.
- The seven starters is the sixth-most of any team in the nation, trailing Illinois (16), Baylor (11), Ball State (10), Texas A&M (9) and LSU (8).
- Safety **TreSean Smith**, **Russ Yeast**, **Dorian Etheridge** and **C.J. Avery** have started on defense, while **Mekhi Becton**, **Cole Bentley** and **Kemari Averett** are the offensive starters.

MOST TRUE FRESHMEN WITH AT LEAST ONE START

16	Illinois (8 offense, 8 defense)
11	Baylor (7 offense, 4 defense)
10	Ball State (5 offense, 5 defense)
9	Texas A&M (5 offense, 4 defense)
8	LSU (4 offense, 4 defense)
7	Louisville (4 defense, 3 offense)
6	Arizona (1 offense, 5 defense)
6	Oregon (2 offense, 4 defense)

25 CARDINALS MAKE DEBUTS THIS SEASON

- A total of 25 Cardinals have played their first games through the first 11 weeks of the 2017 season, including 12 true freshmen.
- First-time players include Dae Williams, Robbie Bell, **Jordan Davis**, **Derek Dorsey**, **Dez Fitzpatrick**, **Tabarius Peterson**, **Caleb Tillman**, **Harry Trotter**, **Jawon Pass** and **Tobias Little**, **Vince Lococo**, **Austin Johnson** and **Jack Duane**.
- Rookies **C.J. Avery**, **Mekhi Becton**, **Dorian Etheridge**, **Mitch Hall**, **Josh Johnson**, **Corey Reed**, **TreSean Smith**, **Colin Wilson**, **Russ Yeast**, **Kemari Averett**, **Cole Bentley** and **Caleb Chandler** all made their collegiate debuts this season.
- Louisville coach Bobby Petrino has never shied away from playing true freshmen. In his eight years with the Cardinals, a total of 54 true freshmen have seen action for Louisville, including a high of 12 in 2017.
- Of the 53 true freshmen who have played under Petrino, 22 have started at least once during their freshman season. Louisville had six freshmen starters in 2015.

WILLIAMS RECORDS SECOND 100-YARD GAME

- It's too bad senior running back **Malik Williams** suffered an injury that caused him to miss two games because the senior could've had a special season. Despite missing a quarter of the season, Williams has still managed to be the team's second-leading rusher with 509 yards and four touchdowns.
- He registered his second 100-yard game of the season and his career versus Syracuse, rushing for a career-high 180 yards on just nine carries, averaging a whopping 20.0 yards per carry. His average per carry was the highest in school history for a runner with nine or more carries in a game. He recorded his first 100-yard game versus North Carolina, going for 149 yards, including a career-long 74-yard run.
- His 180-yard contest was the most by a running back since Bilal Powell ran for 209 yards versus Cincinnati during the 2010 season. Williams is the first person not named Lamar Jackson to lead the team in rushing since he was the top rusher versus Kent State.
- On the second play of the game versus the Orange, Williams raced 46 yards for a touchdown to give the Cardinals an early 7-0 lead. He added a 56-yard touchdown run in the fourth quarter to extend the lead to 49-3.
- Williams averages a team-best 8.48 yards per carry, which ranks sixth nationally and is tied for 11th nationally with three runs over 50 yards this season.

RUSHING YARDS PER CARRY

1.	Khalil Tate, Arizona	10.60
2.	Malcolm Perry, Navy	9.56
3.	Abdul Adams, Oklahoma	9.4.1
4.	Bryce Love, Stanford	8.84
5.	Darrell Henderson, Memphis	8.79
6.	Malik Williams, Louisville	8.48

LARGE CHUNKS IN THE RUSHING GAME

- Head coach Bobby Petrino loves a physical, downhill rushing attack and that's exactly what he has heading into the regular-season finale versus Kentucky. The Cardinals are ranked 19th in the nation with an average of 241.2 yards per game. While the Cardinals are racking up large amounts of yardage, they are maximizing each carry. The Cardinals rank third nationally with an average of 6.42 yards per carry, just behind Arizona (7.03) and Notre Dame (6.63).
- While running for a season-best 411 yards in the win over Syracuse, the Cardinals averaged a season-high 9.8 yards a carry — the highest average since UofL averaged 10.1 yards per carry in a win over Syracuse last season.
- The Cardinals have five runners averaging better than 5.0 yards a carry including quarterback **Lamar Jackson**, who ranks 11th in the country and leads the ACC, at 6.8 yard per carry. Senior running back **Malik Williams** is averaging 8.5 yards and redshirt freshman Dae Williams totals 5.9 yards a carry. Sophomore **Trey Smith** has seen limited action and averages 5.7 yards,

NCAA LEADERS RUSHING YARDS PER CARRY

1.	Arizona	7.03
2.	Notre Dame	6.63
3.	Louisville	6.42
4.	Stanford	6.41
5.	Army	6.24



BREAKING RECORDS — 2017

LAMAR JACKSON

ACC Records

- ACC Record for Career Rushing Yards by QB
- ACC Record for Rushing Touchdowns by a QB
- Most 500-yard games of total offense
- First player in NCAA history to pass for 3,000 yards and rush for 1,000 yards in consecutive seasons.

School Records

- Broke school record for Career 100-Yard Rushing games
- Broke school record for career yards of total offense
- Broke record for touchdowns responsibility
- Set school mark for career points responsible for
- Set school record for career 100-yard rushing contests
- Set the school mark for career rushing yards
- Broke the school mark for career rushing touchdowns
- Set the school record with the most 300-yard games of total offense.
- Set school mark for most career 150-yard rushing games.
- Set school mark for career yards of total offense.
- Tied school record for touchdowns scored with 49.
- Tied school record for most 100-yard rushing games in a season.
- Matched school record for most 300-yard games of total offense in a season.

JAMES HEARNS

School Records

- Broke school record for most forced fumbles in a game with three.

while Senior Reggie Bonnafon brings a 5.0 yards per carry average to the table.

- The Cardinals rank ninth nationally with 91 10-yard runs and are fifth with 17 runs of over 30 yards. Junior quarterback **Lamar Jackson** has 49 runs of over 10 yards, 16 of over 20 and nine of better than 10 yards, which puts him in the top 10 nationally in those categories.

OFFENSE ONE OF THE BEST

- For the 11th-straight and the 22nd time in 24 games, the Louisville offense racked up more than 400 yards of offense in the 56-10 win over Syracuse. The Cardinals — the nation's third-ranked offense — is averaging 560.4 yards per game, which would be only the fourth time in school history to average more than 500 yards of offense in a season — all coming under head coach Bobby Petrino's tutelage.
- The 2016 squad finished at 532.7 yards per game, while the 2004 team averaged 539.0 yards and the 1998 team, with Petrino as the offensive coordinator, ended the year at 559.6 yards a game.
- The Cardinals led the nation in offense in 2004 and in 1998, and have finished in the top 10 nationally on six different occasions.
- For the second time this season, Louisville recorded over 700 yards of total offense — posting 727 yards, the seventh-best total in school history, in the win over Syracuse. It was the fourth time under head coach Bobby Petrino. The Cardinals registered better than 700 yards of offense, and the second time this year. Louisville tallied a school record 845 yards against Syracuse in 2016 and 779 yards versus Houston in 2003. Earlier this year, the Cardinals totaled 705 yards versus North Carolina,
- The Cardinals have recorded 6,164 yards (fifth-most) of offense this season, and with two games remaining, the Cardinals are on pace to set a school record for yards of total offense in a season with over 7,000 — breaking last season's school-best of 6,925 yards. Louisville surpassed 6,000 yards of total offense on the season for the sixth time in school history. All six seasons (1998, 2003, 2004, 2006, 2016, 2017) have come with Petrino as head coach or offensive coordinator.
- The Cardinals rank third in the country at 7.47 yards per play and are only one of nine teams in the country averaging better than 7.0 yards an play. In the win over Syracuse, the Cardinals posted a 10.1 per play average, the sixth-highest total in school history.
- For the season, the Cardinals are averaging 7.5 yards per play, which would break the school mark of 7.24 from the 2004 season.
- Louisville, the 13th-ranked scored offense, Louisville is averaging an ACC-leading 38.5 points per game, having scored over 30 points in nine games — a season-high 56 points coming last weekend versus Syracuse. The Cardinals have scored 424 points for the fifth time in six seasons, and the 12th time in school history. Louisville scored 553 points last season.
- Louisville is 12th in the country in passing, averaging 319.2 yards per game — throwing for over 300 yards in nine of 11 games in 2017.
- The Cardinals are ranked 16th in the country with an average of 14.10 yards per completion, recording 144 completions of over 10 yards and 53 of over 20 yards. The 72-yard touchdown pass to Jaylen Smith was the third completion of over 70 yards this season — two going to Smith.
- Known for a balanced attack, the Cardinals stand 12th in the country in passing offense at 319.2 yards a game and 19th in rushing at 241.2 yards a contest.

LONG DISTANCE SCORING

- Big scoring plays have been abundance in the last two wins, where the Cardinals have averaged 47.0 points per game. UofL has combined to scored 13 touchdowns in the last two victories, and 12 have been scored from 10 or more yards out.
- In scoring 94 points over the last two weeks, the Cardinals are averaging a hefty 32.5 yards per scoring play, including an average of 38.8 yards per touchdown against Syracuse, with five touchdowns coming from more 30 or more yards.
- Wide receiver scored on a 72-yard touchdown pass against Syracuse, while Malik Williams scored from 56 and 46 yards away, while Lamar Jackson added a 43-yard score.

TWO-YEAR OFFENSIVE RUN

- Offense has been the forte of head coach Bobby Petrino, and the Cardinals have been one of the best offensive teams over the last two seasons. The Cardinals head into the last game of the regular season ranked third nationally in total offense — the same spot they finished last season.
- Last season, the Cardinals averaged 532.7 yards per game en route to a 9-4 record. The Cardinals have been even better this season, averaging 560.4 yards per game. Combining for 13,089 yards over total offense over the last two seasons, the Cardinals have averaged 545.4 yards per game during that span.
- The large number of total offense has turned into a high volume of scoring, tallying 948 points, an average of 39.5 points per game. In 2016, the Cardinals finished tied for sixth in the country with an average of 42.5 points per game, while are sitting in 13th place this season by totaling 38.5 points per contest.
- The Cardinals have totaled over 500 yards of total offense 16 times in 24 games and over 600 yards on seven different occasions.



LAMAR JACKSON GAME-BY-GAME

2017 GAME-BY-GAME STATISTICS

Opponents	Cmp-Att-Int	Yds	TD	R-Yds-TD
Purdue	30-46-0	378	2	21-107-0
North Carolina	25-39-0	393	3	19-132-3
Clemson	21-42-1	317	3	17-64-0
Kent State	18-22-2	299	2	8-34-1
Murray State	18-26-0	249	3	7-100-1
NC State	26-47-1	354	1	19-73-2
Boston College	19-39-1	332	2	22-180-3
Florida State	13-21-0	156	1	23-178-1
Wake Forest	27-44-1	330	1	27-161-3
Virginia	15-26-0	195	3	15-147-1
Syracuse	14-26-0	270	2	12-111-2

2016 GAME-BY-GAME STATISTICS

Opponents	Cmp-Att-Int	Yds	TD	R-Yds-TD
Charlotte	17-23-0	286	6	11-119-2
Syracuse	20-39-1	411	1	21-199-4
Florida State	13-20-1	216	1	17-146-4
Marshall	24-44-1	417	5	12-62-2
Clemson	27-44-1	295	1	31-162-2
Duke	13-26-0	181	1	21-144-1
NC State	20-34-0	355	3	17-76-1
Virginia	24-41-1	361	4	18-88-0
Boston College	12-17-1	231	4	15-185-3
Wake Forest	14-26-0	145	1	22-153-0
Houston	20-43-0	211	1	25-33-0
Kentucky	16-25-3	281	3	25-171-2
LSU	10-27-0	153	0	26-33-0

2015 GAME-BY-GAME STATISTICS

Opponents	Cmp-Att-Int	Yds	TD	R-Yds-TD
Auburn	9-20-1	100	0	16-106-1
Houston	17-27-2	168	1	12-16-1
Clemson	1-1-0	15	0	1-8-0
Samford	15-22-1	212	1	18-184-2
NC State	10-27-0	103	1	19-121-1
Florida State	20-35-1	307	3	19-32-0
Boston College	15-25-2	230	0	14-15-1
Wake Forest	19-26-0	207	2	13-2-0
Virginia	0-0-0	0	0	1-45-0
Pittsburgh	9-17-0	141	1	11-19-1
Kentucky	8-21-1	130	1	17-186-2
Texas A&M	12-26-0	227	2	22-226-2

ACC LEADERS

- Heading into the final game of the regular season, the Cardinals rank first in several offensive categories.
- Averaging 38.5 points per game, the Cardinals are the best scoring offense in the league, and are also league leaders with 56 touchdowns.
- Ranking third nationally, the Cardinals are the best offense in the ACC, averaging 560.4 yards per game — 69.8 yards better than second place Wake Forest.
- The Cardinals are averaging a league-high 7.47 yards per play.
- Louisville owns the league's top pass offense, averaging 319.2 yards per game and are tied for second with 25 passing scores.
- With an average of 27.3 first downs per game, the Cardinals are also the best in first downs offense.

THIRD-DOWN IMPROVEMENT

- Converting on third down is one of the most important plays during a football game, and the Cardinals have become one of the best in the country. Louisville ranks 20th nationally and are second in the ACC, converting 45.5 percent of their conversions.
- The Cardinals have converted on better of 50.0 percent of their attempts on third down in five games, including a season-high 60.0 percent in a win over North Carolina. Louisville was a solid 9-of-16 versus Syracuse on third down.
- In the win over Florida State, the Cardinals were a solid 5-of-10. Prior to going 5-of-15 (33.3 percent) versus Boston College, the Cardinals were at 53.8 percent against Murray State and 56.2 percent against NC State.
- Quarterback **Lamar Jackson** is 38-of-66 on the "money down", completing 58.0 percent of his passes — 31 have gone for first downs and four have been converted to touchdowns.

START FAST, FINISH STRONG

- Whether winning or losing the toss, head coach Bobby Petrino wants the football first, and its paid off. The Cardinals have scored on their first possession six times, including five touchdowns — two coming in consecutive weeks versus Boston College and Florida State. The Cardinals are outscoring opponents 97-62 in the first stanza — scoring 10 or more points four times.
- On the flip side, the Cardinals are holding a 119-95 advantage in the final quarter, tallying 10 or more points seven times, including a season-high 20 versus North Carolina.

JACKSON MOVING UP THE STARTS LIST

- Quarterback **Lamar Jackson** will be making the 32nd start of his career when he lines up versus Kentucky on Nov. 25 — moving him into sixth-place on the school's all-time list for starting appearances.
- Jackson owns a 21-10 mark as the starting quarterback after the 38-21 win over Virginia. The 21 victories move him into sixth place for wins by a quarterback at Louisville.
- With a 66.7 winning percentage, Jackson owns the seventh-best winning mark in school history.
- Jackson will make his 26th-straight at quarterback, tying him with Chris Redman for the fourth-best streak in the school annals — posting a 17-8 record during his streak.

MOST WINS BY A STARTING QB

1.	Teddy Bridgewater	27-8-0
2.	Dave Ragone	27-11-0
3.	Brian Brohm	24-9-0
4.	John Giles	24-13-0
5.	John Madeya	23-4-2
6.	Lamar Jackson	21-10-0
7.	Stefan LeFors	20-5-0

JACKSON APPROACHING ANOTHER NCAA MILESTONE

- Quarterback **Lamar Jackson** continues to not only re-write the Louisville record book, but the talented junior is attempting to do the same with the NCAA record book. With 195 passing versus Virginia, Jackson became the first player in NCAA history to pass for at least 3,000 yards and rush for over 1,000 yards in consecutive seasons. There were only seven players who have done it once in a season.
- With 330 yards versus Wake Forest, Jackson went over the 8,000-yard passing mark for his career — allowing him to be only the third player in NCAA history with 8,000 yards passing and 3,500 yards rushing. The Florida native has rushed for 3,707 yards and passed for 8,386 yards in only 35 games.
- In his final two games, Jackson is looking to become only the second — joining Colin Kaepernick (2007-10) of Nevada, who rushed for 4,112 yards and passed for 10,098 yards — in the history of the NCAA to rush for 4,000 career yards and pass for more than 9,000 yards. Jackson is 182 yards short of 4,000 rush yards and 344 yards away from 9,000 passing yards.
- Jackson is the only player in the nation averaging at least 300 yards passing and 100 yards rushing per game this season.
- With 49 rushing touchdowns and 65 passing touchdowns, Jackson is looking to become the third player in the history of the NCAA with 300 points scored and passing for over 4000 points, joining Tim Tebow (2006-09) of Florida (342 TD, 528 pass) and Colin Kaepernick (2007-10) of Nevada (362 TD, 492 pass). Jackson needs to score one touchdown and pass for two to reach the 300-400 club.
- With 182 rushing yards short of reaching the 4,000-yard mark, Jackson is looking to become just the seventh quarterback to reach such a milestone.



Active Offensive Leaders

PASS COMPLETIONS

Lamar Jackson	236
---------------	-----

PASSING YARDS

Lamar Jackson	3,273
---------------	-------

PASSING TOUCHDOWNS

Lamar Jackson	23
---------------	----

RUSHING ATTEMPTS

Lamar Jackson	190
Reggie Bonnafon	77

RUSHING YARDS

Lamar Jackson	1,287
Malik Williams	504
Reggie Bonnafon	383

RUSHING TOUCHDOWNS

Lamar Jackson	17
Reggie Bonnafon	5
Malik Williams	4
Dae Williams	2

RECEPTIONS

Jaylen Smith	47
Dez Fitzpatrick	43
Seth Dawkins	37
Charles Standberry	26
Reggie Bonnafon	20
Traveon Samuel	19
Malik Williams	14

RECEIVING YARDS

Jaylen Smith	798
Dez Fitzpatrick	611
Seth Dawkins	577
Traveon Samuel	313
Charles Standberry	282

RECEIVING TOUCHDOWNS

Dez Fitzpatrick	8
Jaylen Smith	5
Seth Dawkins	4
Charles Standberry	3

DAE TO DAY

- Redshirt freshman **Dae Williams'** season looked over when he tore his ACL in April. However, after an extensive rehab, Williams made his return to the field and his contributions have been seen evident in a pair of wins. In victories over Florida State, Virginia and Syracuse, Williams has come off the bench to rush 28 times for 169 yards and a pair of touchdowns.
- As a reserve versus Syracuse, Williams carried eight times for 39 yards, including a 16-yard run.
- In a win over Virginia, Williams carried a season-high 15 times for 88 yards and one touchdown — a three-yard run in the fourth quarter. In the second quarter, Williams rushed four consecutive times, totaling 28 yards. He added a 20-yard run —the second-longest for him this season.
- Coming off the bench versus Florida State, Williams carried five times for 41 yards and one touchdown, while also catching one pass for seven yards.
- Williams put the Cardinals ahead 28-14 win the third quarter when he scored from 25 yards out.
- The Sapulpa, Okla., native has carried 29 times for 170 yards and two touchdowns this season, while averaging an impressive 5.9 yards per carry.

CARDS RECEIVING NUMEROUS CONTRIBUTIONS

- The Cardinals have been an offensive unit by committee this season, with 12 different players scoring at least one touchdown, including seven different players with a receiving touchdown.
- In the passing game, the Cardinals have seven different players with 14 or more receptions and nine different pass catchers with 99 or more yards receiving.
- Junior **Jaylen Smith**, who missed three games with an injury, leads the team with 47 receptions for 798 yards and five touchdowns. Redshirt freshman **Dez Fitzpatrick** is second with 43 receptions for 662 yards and eight touchdowns, while sophomore **Seth Dawkins**, who missed the Boston College game, has 37 catches for 577 yards and four touchdowns.
- Senior **Charles Standberry** has recorded a career-high 26 receptions for 282 yards and three touchdowns, while running back **Reggie Bonnafon** has caught a career-high 20 passes for 155 yards and junior **Traveon Samuel** has added 19 receptions for 313 yards and running back **Malik Williams** owns 14 catches for 136 yards.
- In the backfield, quarterback **Lamar Jackson** leads the way with 17 touchdowns, while Bonnafon has added five scores and Malik Williams has four. **Dae Williams**, who has two touchdowns, was the fifth different running back to cross the goalline when he scored his first career touchdown versus Florida State.
- Seven different receivers also have touchdown catches this season after tight end **Kemari Averett** scored his first career touchdown on the first drive of the game versus Boston College.
- Louisville had season-best 14 players catch passes in the win over Murray State.

ADJUSTING TO HIS ROLE

- Senior running back **Reggie Bonnafon** eclipsed the 100-yard mark on the ground for the first time in his career with 107 yards on 12 carries in the Cardinals' 45-42 loss at home to Boston College. He followed it up with 74 yards on a career-high 16 rushes and a touchdown versus Florida State.
- Combined rushing and receiving, Bonnafon has totaled 538 yards and five touchdowns in his first season as a running back.
- In the last five games, Bonnafon has excelled, totaling 254 yards and three scores, while also catching seven passes for 73 yards.
- The Louisville, Ky., native has rushed for a career-best 383 yards and five touchdowns this season, upping his career total to 729 yards and 10 touchdowns.
- Bonnafon's second quarter 64-yard scoring run against Boston College is a new career-long run for the senior, surpassing his previous long of 36 yards against Boston College on Nov. 8, 2014.

JACKSON TIES ANOTHER SCHOOL MARK; CLOSING IN ON ACC MARK

- Quarterback **Lamar Jackson** looks to add another record to his portfolio this weekend in the regular-season finale against Kentucky. With two rushing scores versus Syracuse, Jackson upped his total to 49, tying him with Lenny Lyles for the most touchdowns scored in school history and moved him into a tie for second on the ACC career list with NC State's Ted Brown (1975-78). Jackson needs one more score to break the school mark, which would also leave him just three short of breaking Pitt's James Conner's (2013-14, 2016) ACC record.
- Jackson has 17 rushing touchdowns this season, which moves him into a tie for the 6th-most in school history. He finished with 21 last season, which was the second-best total in the school annals.



200-YARD RUSHING GAMES UNDER BOBBY PETRINO

Aug. 31, 2003	240	at Kentucky
Oct. 11, 2003	208	Army
Oct. 17, 2003	288	Tulane
Oct. 25, 2003	305	at E. Carolina
Nov. 22, 2003	445	Houston
Nov. 28, 2003	315	at Cincinnati
Dec. 18, 2003	237	vs. Miami (Ohio)
Sep. 05, 2004	261	Kentucky
Sep. 11, 2004	230	at Army
Sep. 25, 2004	278	at North Carolina
Oct. 02, 2004	215	East Carolina
Oct. 14, 2004	214	at Miami (Fla.)
Nov. 04, 2004	278	at Memphis
Nov. 10, 2004	213	Texas Christian
Nov. 20, 2004	242	at Houston
Nov. 27, 2004	357	Cincinnati
Dec. 04, 2004	216	at Tulane
Dec. 31, 2004	329	vs. Boise State
Sep. 04, 2005	209	at Kentucky
Oct. 01, 2005	326	Florida Atlantic
Oct. 22, 2005	244	at Cincinnati
Nov. 03, 2005	220	Pittsburgh
Nov. 26, 2005	220	Syracuse
Dec. 03, 2005	200	at Connecticut
Sep. 03, 2006	363	Kentucky
Sep. 09, 2006	312	at Temple
Sep. 23, 2006	228	at Kansas State
Oct. 21, 2006	223	at Syracuse
Dec. 02, 2006	221	Connecticut
Sep. 06, 2014	325	Murray State
Sep. 27, 2014	215	Wake Forest
Nov. 22, 2014	229	at Notre Dame
Sep. 05, 2015	238	vs. Auburn
Sep. 26, 2015	288	Samford
Oct. 03, 2015	203	at NC State
Nov. 07, 2015	217	Syracuse
Nov. 14, 2015	266	Virginia
Nov. 28, 2015	314	at Kentucky
Dec. 30, 2015	307	vs. Texas A&M
Sep. 01, 2016	272	Charlotte
Sep. 09, 2016	414	at Syracuse
Sep. 17, 2016	314	Florida State
Sep. 24, 2016	273	at Marshall
Oct. 01, 2016	273	at Clemson
Oct. 14, 2016	288	Duke
Nov. 05, 2016	210	at Boston College
Nov. 12, 2016	346	Wake Forest
Nov. 26, 2016	280	Kentucky
Sep. 9, 2017	312	North Carolina
Oct. 14, 2017	293	Boston College
Oct. 21, 2017	293	Florida State
Nov. 11, 2017	298	Virginia
Nov. 18, 2017	411	Syracuse

2017 TURNOVER BREAKDOWN

Opponent Margin	UL TOs	Opp. Pts.	Opp. TOs	UL Pts.	
Purdue	3	7	4	7	+1
North Carolina	0	0	0	0	0
Clemson	1	7	0	0	-1
Kent State	4	3	3	14	-1
Murray State	2	7	1	7	-1
NC State	1	7	1	0	0
Boston College	2	10	1	0	-1
Florida State	1	7	3	10	+2
Wake Forest	1	7	1	0	0
Virginia	2	0	2	10	0
Syracuse	0	0	4	14	+4
Kentucky					
Total	17	55	20	61	+3

LIGHTING UP THE SCOREBOARD

- Head coach Bobby Petrino's teams have averaged 34.1 points per game (3,411) over the duration of his eight-year, 100-game head coaching career at Louisville.
- Louisville has scored over 400 points in a season in seven seasons with Petrino at the helm of the Louisville program. The Cardinals are on pace to score 501 points this season, which would be the fourth time in school history to tally more than 500 points in a season. Louisville finished with 553 points last year.
- In his 13 seasons as a collegiate head coach, Petrino's teams are averaging 33.6 points per game, and also led the nation in scoring during the 2004 season as head coach of the Cardinals. Petrino's teams have finished in the top five nationally in scoring on four occasions.
- The Cardinals hold an all-time record of 263-27 (.911) record when scoring 30 or more points in a game. During the Bobby Petrino era, the Cardinals are 61-9 when tallying 30 or more points in a contest, and overall his teams are a collectively 94-12.
- Under Bobby Petrino, Louisville is 42-2 when scoring over 40 points in a contest, with the Cardinals being 123-3 all-time. Collectively, Petrino's teams are 60-4 all-time when tallying 40 or more points in a game.
- When the Cardinals score over 50 points under Petrino, UofL is 23-0 and 55-1 all-time. Petrino's all-time record when scoring over 50 points in a game is 29-0.
- When hitting the 60-point plateau, the Cardinals are 25-0 all-time, including 11-0 with Petrino on the sidelines. His squads are 12-0 when tallying over 60 points a game during his career.

RUSHING TO SUCCESS

- Louisville rushed for 411 yards in the win over Syracuse and is now 48-6 (.887) under head coach Bobby Petrino when rushing for over 200 yards in a game. The 411 yards rushing were the highest total of the season.
- The Cardinals have topped the 200-yard mark 15 times in its last 24 games dating to the start of the 2016 season. Louisville has rushed for 200 yards or more nine times in 2016 and six times this year.
- After rushing for a season-low 116 yards in a loss at NC State, the Cardinals are averaging 297.2 yards per game over a span of five games.
- The Cardinals are making the most of their rushing opportunities, being only one of eight schools averaging 6.0 per carry. The Cardinals are averaging 6.42 yards an attempt, which ranks third in the country.
- The Cardinals stand 19th in the country with 29 rushing touchdowns, led by Jackson's 17, which is third nationally.
- The Cardinals are ninth in the country with 91 rushes of over 10 yards and 13th with 28 runs of over 20 yards.
- Louisville is ranked 19th nationally and second in the ACC in rushing averaging at 241.2 yards per game. Louisville is looking to average over 200 yards on the ground for the 15th time in school history, and the first time in back-to-back seasons since the 2003 and 2004 seasons.
- While the Cardinals have achieved balance, running the football hasn't been a priority, ranking 66th in the country — with 413 rushing attempts.

JACKSON REACHES 1,000 RUSHING YARDS IN CONSECUTIVE SEASONS

- Running for 1,000 yards in a season isn't an easy task, only having it done 19 times in school history. However, junior quarterback **Lamar Jackson**, who owns one of them and also the first for a quarterback, became only the fourth player in school history to run for 1,000 yards in back-to-back seasons, and the first since Nathan Poole ran for 1,007 yards in 1977 and 1,394 yards in 1978.
- Jackson, who set the school record last season with 1,571 yards, rushed for 111 yards in the win over Syracuse to give him 1,287 yards and 17 touchdowns this season. Jackson's 17th rushing touchdown this year moves him into a tie for sixth for most rushing TDs in a season at Louisville.
- The talented junior is on pace to rush for 1,521 yards — just short of last season's 1,571 school-record total. His 1,287 yards this year are more than 14 teams in FBS.



STATISTICAL LEADERS



KENTUCKY	CATEGORY	LOU
Benny Snell	RUSHING	Lamar Jackson
227 att., 1,107 yds, 16 TD		190 att., 1,287 yds, 17 TD

Stephen Johnson	PASSING	Lamar Jackson
162-261, 1,938 yds, 10 TD		226-378, 3,273 yds, 23 TD

Garrett Johnson	RECEIVING	Jaylen Smith
46 rec., 500 yds, 2 TD		47 rec., 798 yds, 5 TD

Benny Snell	ALL-PURPOSE	Lamar Jackson
1,166 yards		1,287 yds

Mike Edwards	TACKLES	Dorian Etheridge
84 tackles		69 tackles

Denzil Ware	SACKS	James Hearn
6.5 sacks		7.0 sacks

Josh Allen	TACK FOR LOSS	J. Greenard/J. Hearn
9.5 tackles for loss		13.5 tackles for loss

Mike Edwards	INTERCEPTIONS	Trumaine Washington
4 interceptions		4 interceptions

Austin MacGinnis	FIELD GOALS	Blanton Creque
16-18 field goals		12-14 field goals

Lynn Bowden	KICKOFF RETURNS	Seth Dawkins
25 att., 620 yds, 24.8 avg.		9 att., 205 yds, 22.8 avg.

Charles Walker	PUNT RETURNS	Reggie Bonnafon
4 att., 87 yds, 21.8 avg.		9 att., 81 yds, 9.0 avg.

Benny Snell	SCORING	Lamar Jackson
86 points		102 points

- Averaging 6.6 yards per carry, Jackson is third nationally with 46 runs of over 10 yards and is tied for fifth with 14 rushes of better than 20 yards. The reigning Heisman winner owns eight rushes of over 30 yards; six for over 40 and three of 50 or more yards. He had a 68-yard touchdown run against Virginia, the ninth run of over 60 yards in his career.
- For his career, Jackson has 156 rushes of over 10 yards and 43 of more than 20 yards in 35 career contests. He holds the school record with a 6.2 yards per carry average for his career in 601 attempts.
- With 161 yards versus Wake Forest, it was the 11th game Jackson has ran for over 150 yards, breaking Howard Stevens' school record for most career 150-yard rushing games in a career.
- Jackson holds the Louisville record for career rushing yards with 3,707 after running for 147 versus the Cavaliers. Jackson moved into 15th place on the ACC's all-time rushing list — just 33 yards short of moving into 12th place.
- The 2016 Heisman Trophy winner holds the Louisville record, with 47 rushing touchdowns in a career after scoring once against Virginia. Lenny Lyles held the record with 41, set from 1954-57.
- Jackson is tied with Dalvin Cook of Florida State (2014-16) for fourth on the ACC's list with 46 rushing scores — one short of tying James Davis (2005-08) of Clemson, who has 47. Pitt's James Conner (2013-14, 2016) holds the league mark of 52.
- Jackson has moved into eighth place on the NCAA's career list for rushing yards by a quarterback with 3,707 yards — 189 yards short of moving into seventh.
- In the win over Virginia, Jackson, who rushed for 147 yards against Virginia, surpassed 100-yards rushing in the first quarter, extending his school record with his 20th career 100-yard rushing game. It puts him in a tie for sixth-place with NC State's Joe McIntosh (1981-84) in ACC history.
- Jackson's 111 yards gave him eight 100-yard games this season — tying him with Louisville's Bilal Powell (2010), Frank Moreau (1999) and Walter Peacock (1973) for the second-most in a season. Jackson set the school mark last season with eight.

POTENT PASSING GAME

- With the reigning Heisman Trophy winner returning at quarterback in **Lamar Jackson**, the Cardinals have vaulted into the top 15 nationally, standing at 12th with an average of 319.2 yards per game.
- With 3,511 yards passing, the Cardinals are eighth in the country, which includes the 3,273 yards from Lamar Jackson, who ranks ninth in the country. Jackson is averaging 297.5 yards passing per game, and stands 19th with 23 touchdown passes.
- Jackson has thrown a touchdown pass in all 11 games and 26 of the last 27 game dating back to 2015.
- Ranking 16th as a team with an average of 14.1 yards per completion, Jackson sits a little better by ranking 10th at 14.48 yards a completion. As a team, Louisville is averaging 8.5 yards per attempt, which ranks 19th but Jackson sits 11th at 8.79.
- The Cardinals have passed for over 300 yards in eight games, and 11 of the last 20 contests dating back to 2016.
- UofL has thrown multiple touchdown passes in eight of the 11 games and our tied for 20th nationally with 25 touchdowns passes after three versus Wake Forest.
- After completing 56.9 percent of their passes a year ago, the Cardinals are 50th in the country, completing 60.4 percent of their passes this year, and are 23rd in passing efficiency.

WILLIAMS DISPLAYS BIG-PLAY ABILITY

- Despite battling injuries, running back **Malik Williams** has emerged as one of the top play makers on the Cardinals' offense. The Wilson, N.C., native has 74 touches this season for 645 yards and four scores in an expanded role this season.
- In the win over Kent State, Williams totaled 13 plays for 90 yards and two scores. He rushed nine times for 47 yards and two touchdowns, including a 33-yard touchdown run. In the passing game, Williams recorded a career-best four receptions for 43 yards.
- Williams averages 8.7 yards per play, including an 6.5 yards per rush. He recorded a career-long 74-yard run versus North Carolina, when he led the team with 13 rushes for 149 yards — his lone 100-yard game of his career.
- He is fourth on the team with four plays of over 20 yards — two rushes and one reception.

FRESHMEN WIDE RECEIVERS SHOW PROMISE

- Wide receivers have been at an abundance under head coach Bobby Petrino during his tenure, which looks like the pattern will continue this season. However, a couple of freshmen stood out in the absence of Jaylen Smith — the Cardinals' leading receiver — who was out for three with a wrist injury.
- In games versus Murray State and NC State, freshman **Corey Reed** burst on the scene, recording seven receptions for 135 yards, an average of 19.3 yards per reception. Seeing extensive action against Murray State, Reed caught four passes for 94 yards, including a 57-yard receptions. A native of Fulton, Ga., Reed averaged 23.4 yards per catch.
- Josh Johnson**, a true freshman from Atlanta, Ga., has caught three passes for 52 yards this season (17.3 ypc).

PASS TOSSES SECOND CAREER TOUCHDOWN

- The long-awaited debut of back-up quarterback Jawon Pass has now seen the talented freshman appear in five games this season.



2017 ACC STANDINGS

Atlantic	Conf	Pct.	Overall	Strk
Clemson	7-1	.875	10-1	W4
NC State	5-2	.714	7-4	W1
Wake Forest	4-3	.571	7-4	W2
Louisville	4-4	.500	7-4	W2
Boston College	3-4	.429	6-5	W1
Florida State	3-5	.375	4-6	W1
Syracuse	2-5	.286	4-7	L4
Coastal				
Miami	7-0	1.000	10-0	W15
Virginia Tech	4-3	.571	8-3	L1
Georgia Tech	4-4	.500	6-4	L1
Virginia	3-4	.429	6-5	L2
Pitt	2-5	.286	4-7	L2
Duke	2-5	.286	4-6	L6
North Carolina	1-6	.143	2-8	W1

Friday, November 24

Miami at Pitt
Virginia Tech at Virginia

Saturday, November 25

Boston College at Syracuse
Clemson at South Carolina
Duke at Wake Forest
Florida State at Florida
Georgia at Georgia Tech
Louisville at Kentucky
North Carolina at NC State

- In the two wins over Kent State and Murray State, Pass has combined to go 19-of-27 for 190 yards and one touchdown, while completing 70.4 percent of his passes.
- In the win over Murray State, Pass showcased his ability by going 14-of-19 for 115 yards and a touchdown. He also rushed nine times for 36 yards — closing the scoring with a two-yard run in the 55-10 win over the Racers.
- The native of Columbus, Ga., made his collegiate debut in the fourth quarter versus Kent State, taking over a drive on its own one-yard line. Pass drove the Cardinals down to the nine-yard line before a fumble ended a scoring possibility. Pass went 4-for-5 for 51 yards on his first career series.
- He finished the game by going 5-of-8 for 75 yards in three series of action.
- He appeared in the 56-10 win over Syracuse, going 3-for-4 for 46 yards and one touchdown — a 29-yard strike to Dez Fitzpatrick.
- He has thrown for 238 yards and two touchdowns, while completion 69.7 percent of his throws.

JACKSON IS RESPONSIBLE FOR TOUCHDOWNS

- Junior **Lamar Jackson** has been personally responsible for a lot of the team's success, and scoring in his first three seasons, being personally accountable for 65 passing scores and 49 rushing touchdowns in 36 career games — establishing a school record with the 114 touchdowns — the fourth player to record 100 or more touchdowns. He needs three more to move past Deshaun Watson of Clemson (2014-16) to vault into second place in league history.
- After totaling four touchdowns versus Syracuse, Jackson has 15 career games here he has accounted for four or more touchdowns in his career.
- With 242 points responsible for this season, Jackson extended his school record with 674 points responsible for in a career, which breaks Chris Redman's mark of 536 points.
- With his 40th touchdown this year (23 passing, 17 rushing), Jackson owns the second-highest touchdown responsibility in a season at Louisville. Jackson holds the school record with 51 last year.
- Jackson is second in the nation in points responsible with 242 and is fourth with an average of 22.0 points per game. Last season, Lamar Jackson, who has 91 touchdowns over the last two seasons, set a school record with 51 (30 passing, 21 rushing) touchdowns responsible for en route to winning the Heisman Trophy. With one more touchdown, would be only the third player in the history of the NCAA (Tim Tebow and Colin Kaepernick) to rush for 50 touchdowns and pass for 50 in a career.

TOUCHDOWNS RESPONSIBILITY
(ACC)

1. Tajh Boyd, Clemson	133
2. Deshaun Watson, Clemson	116
3. Lamar Jackson, Louisville	114
4. Phillip Rivers, NC State	112

SMITH LOOKS FOR 1,000-YARD SEASON

- Wide receiver **Jaylen Smith** has raced out of the blocks in record-breaking fashion. The native of Pascagoula, Miss., has a career-high 47 catches for 798 yards, despite missing three games with an injury. His 798 receiving yards ranks 44th nationally.
- With two games remaining on the schedule, Smith needs 202 yards to record the first 1,000-yard receiving season since 2006 when Harry Douglas set the school record with 1,265 yards.
- After missing three-straight games after injuring his wrist versus Clemson, Smith responded with 25 receptions for 419 yards in his last five games — also producing fourth 100-yard game in his career and the third this year.
- Smith caught five passes for 84 yards and two scores versus Virginia, also recording five passes for 79 yards and one score in the loss to Clemson. He added five catches versus Florida State, while also totaling six versus Boston College and Wake Forest — the 11th time in his career of recording five or more catches in a game.
- In the win over North Carolina on Sept. 9, Smith recorded his third career, second straight, 100-yard receiving game. He finished the contest with career highs of nine catches for 183 yards and one score.
- He caught a 75-yard touchdown reception for a touchdown versus North Carolina and added a 72-yarder versus Syracuse — the fourth touchdown of over 50 yards in his career.
- Smith had eight catches for 117 yards. It was the second game of his career with at least 100 yards receiving, coming just shy of his 123-yard performance versus Boston College a year ago.
- The third-year player leads the team with 103 career receptions for 1,773 yards and 12
- touchdowns, while averaging 17.2 yards per reception in his career. He needs 322 to become the 11th player in school history to record 2,000 career receiving yards.

BALANCE ALWAYS THE KEY

- Louisville head coach Bobby Petrino's always says his offense is not about leading the nation in passing. It's about being balanced, and that includes a potent rushing attack. So far, the Cardinals have listened.
- Louisville is the only program in the nation averaging 315 yards or more passing and 240 or more yards on the ground. The Cardinals are averaging 319.2 yards per game through the air and 241.2 yards on the ground.
- Through 11 games, the Cardinals have rushed 413 times for 2,860 yards and recorded 412 plays through the air that have netted 3,511 yards.
- The win over Syracuse saw the Cardinals rack up a season-high 727 yards of total offense, while averaging 10.1 yards per play is the 6th highest average in school history. Four of those six games have come with Bobby Petrino as head coach.
- In the loss to Boston College, the Cardinals totaled 625 yards, the third-highest total this season, while also posting



JACKSON ON CAREER CHARTS

CAREER TOTAL YARDS

1.	12,474	Lamar Jackson	2015-
2.	12,129	Chris Redman	1996-99
3.	10,819	Brian Brohm	2004-07
4.	9,987	Teddy Bridgewater	2011-13
5.	9,161	Dave Ragone	1999-2002

CAREER RUSHING YARDS

1.	3,818	Lamar Jackson (598 att.)	2015-
2.	3,204	Walter Peacock (811 att.)	1972-75
3.	2,958	Nathan Poole (536 att.)	1975-78
4.	2,786	Lenny Lyles (396 att.)	1954-57
5.	2,723	Howard Stevens (509 att.)	1971-72

CAREER RUSHING TOUCHDOWNS

1.	49	Lamar Jackson	2015-
2.	41	Lenny Lyles	1954-57
3.	39	Michael Bush	2003-06
4.	30	Eric Shelton	2003-04
5.	27	Frank Moreau	1995-99

CAREER PASSING COMPLETIONS

1.	1,031	Chris Redman (1,679 att.)	1996-99
2.	781	Teddy Bridgewater (1,142 att.)	2011-13
3.	780	Brian Brohm (1,185 att.)	2004-07
4.	685	Dave Ragone (1,180 att.)	1999-02
5.	591	Lamar Jackson (1,034 att.)	2015-
6.	572	Jay Gruden (1,049 att.)	1985-88

CAREER COMPLETION PERCENTAGE

1.	68.4	Teddy Bridgewater (781-1,142)	2011-13
2.	66.0	Stefan LeFors (416-630)	2001-04
3.	65.8	Brian Brohm (780-1,185)	2004-07
4.	61.4	Chris Redman (1,031-1,679)	1996-99
5.	60.3	Adam Froman (243-403)	2009-10
6.	58.6	Hunter Cantwell (313-534)	2005-08
7.	58.1	Dave Ragone (685-1,180)	1999-2002
8.	57.2	Lamar Jackson (591-1,034)	2015-
9.	56.2	Jeff Brohm (522-917)	1989-93
10.	55.7	Browning Nagle (333-598)	1988-90

CAREER PASSING YARDS

1.	12,541	Chris Redman	1996-99
2.	10,775	Brian Brohm	2004-07
3.	9,817	Teddy Bridgewater	2011-13
4.	8,656	Lamar Jackson	2015-
5.	8,564	Dave Ragone	1999-02

CAREER PASSING TOUCHDOWNS

1.	84	Chris Redman	1996-99
2.	74	Dave Ragone	1999-02
3.	72	Teddy Bridgewater	2011-13
4.	71	Brian Brohm	2004-07
5.	65	Lamar Jackson	2015-

CAREER POINTS RESPONSIBLE FOR

1.	688	Lamar Jackson	2015-Pres.
----	-----	---------------	------------

TOUCHDOWNS SCORED

1.	49	Lenny Lyles	1954-57
	49	Lamar Jackson	2015-

CAREER TDS RESPONSIBLE FOR

1.	114	Lamar Jackson	2015-
2.	87	Chris Redman	1996-99
3.	83	Dave Ragone	1999-02
4.	80	Brian Brohm	2004-07
5.	78	Teddy Bridgewater	2011-13

an 8.3 yards per play mark, which was also the third-best in 2017. The Cardinals enjoyed 12 plays of over 20 yards in the loss.

- Against Murray State, Louisville's ground game got on track, tying a season-high with 312 yards on the ground.
- The Louisville offense racked up 676 total yards, 312 of which came on the ground. It was the most rushing yards for Louisville since recording 312 in a win over North Carolina this season.
- The Cardinals logged 46 rushing attempts versus Murray State, averaging a robust 6.8 yards per carry.
- The Cardinals had 705 yards of offense in a win at North Carolina, averaging 8.5 yards per play in the 47-35 win over the Tar Heels.
- The Cardinals lead the ACC in passing offense and are second in rushing offense.

POINTS IN 223 CONSECUTIVE GAMES

- Louisville hasn't been shutout in a span of 223 games dating back to a 32-0 loss to Florida State on Sept. 23, 2000.

TOP FRESHMEN WIDEOUT

- Looking for another wide receiver to step up this season, redshirt freshman **Dez Fitzpatrick** has answered the call. Through 11 games, Fitzpatrick is third among freshmen nationally with eight touchdown receptions and ranks 24th among all players, while also being second in the ACC.
- After catching three passes against Syracuse, Fitzpatrick is second the team lead with 43 receptions for 662, while averaging 15.4 yards per catch — the fourth-highest on the team.
- Heading into the 12th game of the season, Fitzpatrick needs six catches to break Ibn Green's school's freshman record for receptions in a season with 48. Mario Urrutia holds the mark for most receiving yards by a rookie with 797, which leaves Fitzpatrick 135 yards short of the record.
- In the loss to Boston College, Fitzpatrick finished the game with a game-high seven catches for 127 yards and one touchdown — the second 100-yard receiving game of his career.
- Fitzpatrick owns the school's freshman record for touchdown receptions with eight. His eight touchdown receptions, tied for fourth most in a season by a freshman in ACC history, are the most since Clemson's Artavis Scott in 2014.
- Fitzpatrick is the third UoFL freshman with consecutive 100-yard receiving games, joining Arnold Jackson in 1997 and Mario Urrutia in 2005.
- In the loss to NC State, Fitzpatrick had career highs of 10 catches and 134 yards.
- His 10 receptions tie Ibn Green's freshman record, first set against North Carolina on Nov. 9, 1996. It is the most receptions by a UoFL player since Jamari Staples had 10 versus Wake Forest in 2015.
- Fitzpatrick's 134 receiving yards are the most by a freshman since 2005, when Mario Urrutia had 138 against Florida Atlantic on Oct. 1. Fitzpatrick's receiving yards ranks fourth among all UoFL freshmen.
- Appearing in his first 11 career games, Fitzpatrick has caught a least one touchdown pass in six games, and has two in wins versus North Carolina and Murray State.
- In the win over North Carolina, Fitzpatrick scored on receptions of nine and 30 yards, while catching four passes for 78 yards. He caught two passes for 30 yards and a 30-yard touchdown in the loss to Clemson.
- In the opener against Purdue, Fitzpatrick, in his first collegiate game, caught four passes for 95 yards and a score.

TWO 100-YARD RUSHERS IS A GOOD SIGN

- Head coach Bobby Petrino has prided himself on running the football over the course of his career, and when the Cardinals can run the ball for over 200 yards, they are 48-6, after rushing for 411 yards versus Syracuse.
- Rushing for 411 yards against Syracuse, the Cardinals had a pair of 100-yard rushers in the game, as running back **Malik Williams** ran for a career-best 180 yards and quarterback **Lamar Jackson** added 111 yards. It was the third time this season that the Cardinals had two 100-yard rushers in a game.
- In rushing for 293 yards versus Boston College, Jackson ran for 180 yards and **Reggie Bonnafon** added 107 yards in a loss to Boston College.
- Louisville recorded 312 yards on the ground and had two players rush for over 100 yards in the win over North Carolina. **Malik Williams** and **Lamar Jackson** rushed for 149 and 132 yards, respectively, marking the eighth time in Petrino's career at Louisville that he had two players rush for over 100 yards in a game. When the Cardinals have multiple 100-yard rushers, Louisville is 7-1.
- Louisville, the 19th-ranked rushing offense, has 91 runs of 10 or more yards and 28 runs of over 20 yards.

JACKSON CONTINUES 300 PACE

- Junior quarterback **Lamar Jackson** has been throwing the football at a historic rate this season, and he is approaching some stellar company.
- After 11 games, Jackson has thrown for 3,273 yards, an average of 297.5 yards per game.
- The Florida native has six 300 yard passing games this season, which leads the ACC, and 11 in his career after passing for 330 yards in the loss to Wake Forest.
- Jackson ranks 19th in the nation and second in the ACC with 23 touchdown strikes after throwing for two against Syracuse, while also sitting 10th and first in the league in yards per completion at 14.48 yards.
- Jackson ranks fourth in school history with 8,626 passing and fifth with 65 career passing touchdowns, which is tied for 10th all-time in the ACC.
- Jackson was 25-of-39 for 393 yards and three touchdowns versus North Carolina, connecting with nine different

**Amway Coaches Poll**

1	Alabama(64)	11-0	1600	—
2	Miami	10-0	1492	—
3	Clemson	10-1	1429	—
4	Wisconsin	11-0	1414	—
5	Oklahoma	10-1	1408	—
6	Auburn	9-2	1271	—
7	Georgia	10-1	1221	—
8	Ohio State	9-2	1103	—
9	Notre Dame	9-2	1019	—
10	USC	10-2	976	—
11	Penn State	9-2	956	—
12	UCF	10-0	915	—
13	TCU	9-2	861	1
14	Washington	9-2	735	1
15	Washington State	9-2	684	1
16	Memphis	9-1	566	1
17	Mississippi State	8-3	552	2
18	LSU	8-3	430	3
19	South Florida	9-1	388	1
20	Stanford	8-3	383	3
21	Oklahoma State	8-3	366	8
22	Michigan State	8-3	326	2
23	Northwestern	8-3	243	NR
24	Boise State	9-2	124	NR
25	Virginia Tech	8-3	119	NR

Associated Press Poll

1	Alabama(58)	11-0	1522	—
2	Miami(3)	10-0	1433	—
3	Oklahoma	10-1	1370	—
4	Clemson	10-1	1355	—
5	Wisconsin	11-0	1328	—
6	Auburn	9-2	1203	—
7	Georgia	10-1	1157	—
8	Ohio State	9-2	1064	—
9	Notre Dame	9-2	1023	—
10	TCU	9-2	906	1
11	USC	10-2	891	1
12	Penn State	9-2	888	1
13	UCF	10-0	833	1
14	Washington State	9-2	697	1
15	Washington	9-2	613	1
16	Mississippi State	8-3	573	1
17	Memphis	9-1	496	1
18	Oklahoma State	8-3	422	8
19	LSU	8-3	415	2
20	Stanford	8-3	407	—
21	Michigan State	8-3	366	1
22	South Florida	9-1	247	1
23	Northwestern	8-3	232	NR
24	Virginia Tech	8-3	136	NR
25	Boise State	9-2	96	NR

receivers for the second-straight week. It was his seventh 300-yard passing game in his career and the eighth game of three or more touchdown throws.

- Jackson is fifth on the school's career completions chart with 591, while completing 57.2 percent of his passes, which ranks eighth.
- Jackson connected with **Traveon Samuel** with a 78-yards pass late in the fourth quarter against Clemson— the longest completion of his career. Jackson also hit **Jaylen Smith** for a 75-yard touchdown pass in the second quarter versus UNC, the longest scoring pass of Jackson's career and the lengthiest touchdown pass since Teddy Bridgewater found DeVante Parker for 75 yards at Pitt in 2012. Jackson also connected with Smith with a 72-yard pass last week versus Syracuse.
- In win over Purdue on Sept. 2, the Pompano Beach, Fla., native completed 30-of-46 passes for 378 yards and a pair of touchdowns in the 35-28 decision. He lofted a 3-yard touchdown pass to tight end Jordan Davis and a 20-yard pass to wide receiver Dez Fitzpatrick.
- Jackson is in eighth place on the school's completion percentage list at 57.2 percent (562-982)..
- The Florida native has thrown a touchdown pass in 29 of his 31 career starts.

4,000 YARDS FOR THE FOURTH TIME IN SCHOOL HISTORY

- Junior quarterback **Lamar Jackson** has racked up yards again at an amazing pace. Totalling 5,114 yards in 2016, the reigning Heisman Trophy winner has 4,560 yards this year — only the fourth season in school history with 4,000 yards of total offense by an individual (Jackson, 2016-17, Teddy Bridgewater, 2013, Chris Redman, 1998).
- With 381 yards of total offense versus Syracuse, Jackson broke Chris Redman's (1996-99) school record for total offense in a career of 12,129 yards. Jackson now has 12,474 yards in 36 career contests.
- With his performance in the win over the Orange Jackson holds the top spot in the nation at 414.5 yards per game, more than 79 other TEAMS. He owns the school record for 350-yard games of total offense with 19, and has three 500+ games of offense.
- With 381 yards of offense, Jackson recorded his 11h game this year with 300 yards of total offense, breaking his own school record for most 300-yard games in a season. He extended his school mark of career games of 300 yards to 25.
- At 414.5 yards per game, Jackson leads Oklahoma State quarterback Mason Rudolph by 37.1 yards and Oklahoma quarterback Baker Mayfield, who is considered the Heisman Trophy favorite, by 45.8 yards per game.
- Jackson is the first player in the ACC's 65-year history to have three games with at least 500 yards of total offense.
- Jackson put together the third game of his career with 300 passing yards and 150 rushing yards versus Boston College, a feat no other FBS quarterback has achieved in the last 20 years (*courtesy ESPN Stats & Info*).
- Jackson has tallied 12,474 yards of offense, moving into third place in ACC history. He became only the fourth player to record 11,000 yards of total offense. He needs just 596 yards to pass Tajh Boyd of Clemson (2010-13) for second place in league history.
- Jackson recorded 525 yards in the win over North Carolina on Sept. 9 — the second 500-yard or more yard game of his illustrious career (610 versus Syracuse, 2016). The two 500-yard games tied him with Chris Weinke of Florida State, 1997-00) and Rusc LaRue of Wake Forest (1992-95) for the record in the ACC.
- It was also the most yards given up by North Carolina to one player, surpassing the previous record held by Arizona State's Andrew Walter (2002, 479 yards).
- Jackson surpassed 1,000 yards of total offense with his performance against North Carolina. He has achieved the feat in consecutive seasons and is one of only two players in FBS history since 2000 to reach the 1,000-yard plateau (Patrick Mahomes 1,124, 2016).
- The 2016 Heisman Trophy winner became the second player in FBS history to record at least 300 passing yards and 100 rushing yards in consecutive games (Chase Clement, Rice).
- Jackson stands second in school history with 1,647 career plays.
- Jackson, who has totaled 12,474 yards, is averaging 7.57 yards per play for his career.
- He has four of the school's five games with six or more total touchdowns.
- Jackson currently owns the school record for with an average of 346.5 yards per game, which would break Deshaun Watson's career mark of 318.3 yards per game during his three seasons at Clemson (2014-16). Jackson's lowest output this season was 333 yards versus Kent State, playing in only three quarters.
- Jackson set an ACC record for total offense yards per game at 393.4, while establishing a new league mark with 610 yards of total offense in a win over Syracuse. He was only the 10th player in NCAA history to rush for over 100 yards and pass for more than 400 yards in a game.

ON PACE FOR SCHOOL RECORD

- First downs are the key to keeping drives going, and the Cardinals are recording them at a record pace. With 30 this season, which stands fourth nationally and first in the ACC.
- The Cardinals are on pace to record 355 first downs, which would set a new school mark for first downs in a season, breaking last season's mark of 325. The Cardinals have totaled 25 or more first downs in eight games this year.
- The Cardinals totaled 38 first downs in the win over Murray State — the most since totaling 38 versus Charlotte in the 2017 season opener.
- The Cardinals have 148 passing first downs, which ranks 11th in the country, while totaling 134 on the ground.
- Louisville totaled 30 or more first down three this year: 30 versus Wake Forest; 38 versus Murray State; and 35 against North Carolina.



TRACKING THE CARDINALS IN 2017

Opponent	Time	Length	Att.	Halftime	Final	Coin Toss	Kickoff/Receive	1st UL Poss.	1st Opp Poss.	Game Pants	Game Jersey	Game Helmet
Purdue	7:35 p.m.	3:50	37,394	10-14	35-28	Won	Receive	Fumble	Punt	White	White	Red
North Carolina	12:02 p.m.	3:19	47,000	20-14	47-35	Won	Receive	FG	TD	White	White	Red
Clemson	8:12 p.m.	3:28	55,588	7-19	21-47	Lost	Receive	Punt	TD	Black	Black	Red
Kent	12:02	3:01	47,812	28-3	42-3	Lost	Receive	TD	Punt	White	Red	White
Murray State	3:34 p.m.	3:06	47,826	35-3	55-10	Lost	Kick	TD	Punt	White	Red	White
NC State	8:01 p.m.	3:40	56,107	10-17	25-39	Lost	Receive	Punt	Fumble	White	White	Red
Boston College	12:20 p.m.	3:25	44,679	21-14	42-45	Lost	Receive	TD	Punt	White	Red	White
Florida State	12:02 p.m.	3:09	72,764	14-14	31-28	Won	Receive	TD	TD	White	White	Black
Wake Forest	12:20 p.m.	3:18	29,593	10-28	32-42	Won	Receive	Punt	TD	White	White	Black
Virginia	3:32 p.m.	3:13	46,787	14-10	38-21	Lost	Receive	Punt	TD	Black	Black	Black
Syracuse	3:34 p.m.	4:07	34,265	35-3	56-10	Lost	Receive	TD	Int	Red	Red	Red
Kentucky												

JACKSON SECOND PLAYER TO RUSH 3,000

- In his third season at Louisville, quarterback **Lamar Jackson** became only the second player in school history to rush for over 3,000 and broke the school record for career rushing yards.
- In 36 games, Jackson has rushed for 3,818 yards — the 20th quarterback in NCAA history to rush for over 3,000 yards in a career. He stands eighth in the nation for career rushing yards by a quarterback.
- In rushing for 111 yards in the win over Syracuse, Jackson is only the second player in ACC history to string together five-straight 100-yard rushing games twice in his career, joining Boston College's Montel Harris. The 2016 Heisman Trophy winner moves into a tie for fourth on the ACC career list for most 100-yard rushing games, logging his 21st 100-yard game
- Jackson climbed to the top of the ACC record book for career rushing yards by a quarterback, passing Georgia Tech's Joshua Nesbitt, who previously held the mark with 2,806 yards
- With 161 yards rushing versus Florida State, Jackson broke Howard Stevens' school mark of 150-yard games with 11.
- With two touchdowns versus Syracuse, Jackson put his career total at 49 rushing touchdowns, extending his school mark, which originally stood at 41.
- Jackson, who broke another former Yellow Jackets record by surpassing Tevin Washington (2009-12) for the ACC record with 39 rushing TDs by a quarterback, is tied for second in ACC history for rushing touchdowns, and only needs four more to break James Conner's (Pitt) league record of 52.
- Jackson has six games of three or more rushing touchdowns during his career.
- Jackson ranks third in the ACC with 114 touchdowns responsible — leaving him 20 away from breaking Clemson's Tajh Boyd's (2010-13) record of 133.
- Jackson ranks 16th in the nation and first in the ACC with an average of 117.0 yards per game, while averaging a solid 6.77 yards per carry, which is 11th in the country.
- The Pompano Beach, Fla., native is second all-time in school history with 598 rushing attempts.
- Jackson is the only player in NCAA history to pass for over 3,500 yards and rush for over 1,500 yards in a season. His 1,571 yards last season on the ground were the fourth-most by a quarterback in NCAA history.

NCAA CAREER RUSHING YARDS BY QB

1. Keenan Reynolds, Navy	4,559
2. Denard Robinson, Michigan	4,495
3. Pat White, West Virginia	4,480
4. Jordan Lynch, Northern Ill.	4,343
5. Brad Smith, Missouri	4,289
6. Colin Kaepernick, Nevada	4,112
7. Antwaan Randle El, Indiana	3,895
8. Lamar Jackson, Louisville	3,818

GET ME 100

- The Cardinals are tough to beat when recording a 100-yard rusher in a game. Louisville was 6-2 last season when a player rushed for over 100 yards in a contest and is 7-2 this season after Lamar Jackson rushed for 111 yards in the win over Syracuse.
- Quarterback **Lamar Jackson** owns 21 100-yard rushing yards games in his career, and the Cardinals are 16-5 in those contests. His 21 100-yards games are tied with Warrick Dunn and Dalvin Cook, both from Florida State, for fourth in ACC history.
- During Petrino's tenure at Louisville, the Cardinals are 67-16 when the team rushes for over 100 yards, and are 43-9 when a player reaches the century mark on the ground.

STANDBERRY COMING ON

- Senior tight end **Charles Standberry** stepped on the field as a true freshman in 2014 — the first year in the return of head coach Bobby Petrino. He caught a touchdown pass in his first career game versus Miami, and has played sparingly since.
- Entering the season with 17 career receptions for 174 yards and two touchdowns, Standberry had never caught more than seven passes in a season — until now.
- In the first 11 games, Standberry has established career highs with 25 receptions for 282 yards and three touchdowns. In the win over Murray State, Standberry caught a career-best four passes for 43 yards and a touchdown.
- He caught two passes for 19 yards versus Kent State, and scored UofL's first touchdown versus Clemson with an 11-yard reception.
- Standberry has 43 career receptions for 456 yards and five touchdowns in 46 games.

ERROR-FREE FOOTBALL

- For the second time this season, the Cardinals played error-free football in the win over Syracuse. Amassing a season-high 727 yards of total offense, the Cardinals amassed the large chunks of yardage without turning over the football. Running 72 plays, the Cardinals didn't put the football on the turf in the 56-10 win over the Orange.

**300-Yard Passing Games**

Lamar Jackson	417	Marshall	2016
Lamar Jackson	411	Syracuse	2016
Lamar Jackson	393	North Carolina	2017
Lamar Jackson	378	Purdue	2017
Lamar Jackson	361	Virginia	2016
Lamar Jackson	355	NC State	2016
Lamar Jackson	354	NC State	2017
Lamar Jackson	332	Boston College	2017
Lamar Jackson	330	Wake Forest	2017
Lamar Jackson	317	Clemson	2017
Lamar Jackson	307	Florida State	2015

100-Yard Rushing Games

Lamar Jackson	226	Texas A&M	2015
Lamar Jackson	199	Syracuse	2016
Lamar Jackson	186	Kentucky	2015
Lamar Jackson	185	Boston College	2016
Lamar Jackson	184	Samford	2015
Lamar Jackson	180	Boston College	2017
Lamar Jackson	178	Florida State	2017
Lamar Jackson	171	Kentucky	2016
Lamar Jackson	162	Clemson	2016
Lamar Jackson	161	Wake Forest	2017
Lamar Jackson	153	Wake Forest	2016
Lamar Jackson	147	Virginia	2017
Lamar Jackson	146	Florida State	2016
Lamar Jackson	144	Duke	2016
Lamar Jackson	132	North Carolina	2017
Lamar Jackson	121	NC State	2015
Lamar Jackson	119	Charlotte	2016
Lamar Jackson	107	Purdue	2017
Lamar Jackson	106	Auburn	2015
Lamar Jackson	100	Murray State	2017
Lamar Jackson	111	Syracuse	2017

Reggie Bonnafon	107	Boston College	2007
-----------------	-----	----------------	------

Malik Williams	149	North Carolina	2017
Malik Williams	180	Syracuse	2017

100-Yard Receiving Games

Jaylen Smith	183	North Carolina	2017
Jaylen Smith	123	Boston College	2016
Jaylen Smith	118	Boston College	2017
Jaylen Smith	117	Purdue	2017

Dez Fitzpatrick	134	NC State	2017
Dez Fitzpatrick	127	Boston College	2017

Seth Dawkins	133	NC State	2017
--------------	-----	----------	------

- After turning the football over three times in the season opener versus Purdue on Sept. 2, the Cardinals played error-free football in the win over North Carolina on Sept. 9 — failing to turn the football over in the 47-35 win. It was the first game without a miscue since the 2015 Music City Bowl win over Texas A&M in 2015.
- In Bobby Petrino's 100 games at Louisville, the Cardinals are 12-1 when not turning the ball over in a game. The only loss came during the 2003 season — the first for Petrino — in a 31-28 defeat on the road versus TCU. Louisville turned the ball over once in the loss to Clemson.

DEFENSE RETURNS VERSUS VIRGINIA

- After struggling defensively in recent weeks, the Cardinals played one of their best defensive games of the season, limiting Virginia to 277 yards of total offense and 63 yards on the ground.
- The Cavaliers were held to 115 yards in the second half, including 36 in the third quarter. The 63 yards rushing was fourth-lowest output of the season, and the lowest since holding Murray State to 19 yards.
- The 277 yards of total offense was only the third time that the Cardinals held an opponent to less than 300 yards, and the first time since limiting Murray State to 80 yards.

THAT'S MORE LIKE IT

- While the offense has been clicking on all cylinders, the play of the defense has been a key for the success of the Cardinals over the last two weeks. Outscoring the opposition, 94-31, the Cardinals have shut down opponents in the second and third quarters, owning a 38-7 advantage in the second quarter and 28-0 in the third.
- The Cardinals are holding opponents to an average of 15.0 points per game and allowing just 306.0 yards of total offense, including 4.2 yards a play.
- Despite giving up 197 yards of the ground to Syracuse — 100 of which came in the final 16 minutes with the reserves in the game, the Cardinals are allowing 130.0 yards per game in the last two contest, while allowing just 3.6 yards per rush.
- Third down has been another key, holding opponents to 9-of-28, which is solid at 32.0 percent.
- Senior **James Hearn**s has been a beast in the last two games, recording 6.0 tackles for loss, 4.0 sacks and four forced fumbles.

DOMINATING DEFENSIVE PERFORMANCES

- After a disappointing performance versus Clemson, the Cardinals defense has responded in consecutive weeks in wins over Kent State and Murray State. Louisville limited the Golden Flashes to 150 yards of offense and 80 in the win over Murray State.
- The 230 combined yards allowed by UofL versus Kent State and Murray State is the lowest two-game total since Bradley/Murray State combined for 195 yards in 1960.
- Murray State's 80 yards was the lowest amount allowed since giving up 79 in a win over Boston College at home in 2015.
- Murray State averaged only 1.86 yards per play — the lowest since Boston College averaged 1.52 in 2015. It is seventh the lowest yards per play in the last 45 seasons (1973-2017).
- Louisville allowed just five Murray State first downs, the fewest since Boston College recorded four in 2015.
- The dominating wins moved the Cardinals' defense to 20th nationally against the run yielding 104.5 yards per game and 27th in the country allowing 317.6 yards of offense.

CAPTAIN FOR A REASON

- Senior safety **Chucky Williams**, one of the team's seven captains, has quietly put together a great career. Named a captain this year, Williams started his final season with a bang, recording an interception to basically end the game versus Purdue on Sept 2.
- The native of Hialeah, Fla., picked off his eighth career pass on Senior Day versus Syracuse, while also recording six tackles in his final home game. He is third on the team with 68 tackles, and has been credited with 204 in 47 games with the Cardinals. He totaled a career-high 13 tackles in the loss to Boston College.
- Williams, who has started 37-straight games to lead the secondary, owns eight games this year with five or more tackles, including three games of nine or more stops.
- Williams was credited with a career-high 74 tackles last season and tied his career high with three interceptions.
- His best game in 2016 came at Clemson, where he recorded seven tackles, recovered a pair of fumbles and picked off a pass. He totaled 11 tackles versus Pitt in 2015.

HEARNS' DOMINATING DEFENSIVE PERFORMANCE

- Senior **James Hearn**s is making the most of his final games as a member of the Louisville defense. In the last two wins, Hearn has recorded 4.0 sacks, 6.0 tackles for loss and four forced fumbles.
- The native of Tallahassee, Fla., is tied for the team lead with 13.5 tackles for loss and leads the team with 7.0 sacks. For his career, Hearn owns 17.5 sacks and 28.5 tackles for loss, and needs 3.5 of each to crack the school's top 10 all-time lists in both categories.
- Over the last five games, Hearn has registered 9.0 tackles for loss and 5.0 sacks.
- He moved into a tie for second on Louisville's career list for fumbles forced with nine after getting one versus Syracuse.



GREENARD CONTINUES TO GET BEHIND THE LINE OF SCRIMMAGE

- Playing in his second season, sophomore **Jonathan Greenard** has certainly developed into one of the top pass rushers nationally. The product of Hiram, Ga., is tied for the team lead with 13.5 tackles for loss —producing one in nine of the 11 games, including a career-high 3.0 versus North Carolina.
- Greenard also is second on the team in sacks with a career-best 6.0, including 2.0 in a win over Kent State on Sept. 23. He recorded a sack in four-straight games to open the season and added one versus Virginia on Nov. 11.
- Greenard is second among the team's defensive linemen with a career-best 38 tackles, including a career-best nine against Boston College.
- Appearing in only 23 career games, the 6-foot-4 pass rusher has 20.5 tackles for loss and 8.5 sacks.
- He totaled 7.0 tackles for loss and 2.5 sacks in 12 games a year ago.

THE RETURN OF ALEXANDER THE GREAT

- It's no coincidence that the success of the defense has been related to the return of junior cornerback **Jaire Alexander**. The 5-foot-11 preseason All-American has battled injuries — playing in only his fifth game of the season last week versus Syracuse, where he registered his first interception of the season and the sixth in his brilliant career.
- The native of Charlotte, N.C., has 13 tackles and two pass break-ups in limited action, but his return has been instrumental in the Cardinals shutting down the opposition in recent weeks.
- Since returning to the starting lineup against Virginia, the Cardinals are allowing just 176.0 yards passing per game, while the two opponents are completing 45.7 percent of their passes —going 32-of-70 with five interceptions in those two wins.



YOUNG MAKES IMPRESSIVE RETURN

- Missing the entire 2016 season due to a severe hip injury, the Cardinals have received a big lift to the defense with the return of pass rush specialist **TreVon Young**, a senior outside linebacker.
- Through 11 games, Young has registered 50 tackles, which is fifth on the team, and is third on the team in tackles for loss (8.0) and third in sacks (2.5). He also blocked an extra point versus Clemson — the first since Josh Minkins blocked one versus Temple on Sept. 27, 2003.

- He had his best game of the season versus Kent State, recording six tackles and a pair of tackles for loss. He added five tackles

and a tackle for loss versus Murray State. He notched a career-high eight tackles versus NC State.

- Making his first start since the 27-21 win over Texas A&M in the 2015 Music City Bowl, Young starred on Sept. 2 versus Purdue, totaling three tackles, 1.5 sacks and three quarterback pressures.
- Young batted down a pair of passes, including one late in the fourth quarter that stopped Purdue drives.
- Against North Carolina, Young tied a career-high with five tackles and also registered a tackle for loss — his second this season.

TURNOVERS TRANSLATES TO TOUCHDOWNS

- The Cardinals scored their 14th defensive touchdown during head coach Bobby Petrino's tenure when cornerback **Trumaine Washington** return an interception 37 yards versus Kent State.
- It was the second defensive score of the season — the first time UofL scored two defensive touchdowns since the 2015 season when Washington and Sheldon Rankins returned turnovers for touchdowns.

- Washington's return for a score was the second of his career, also picking off a pass for a touchdown versus Syracuse in 2015.

DEFENSIVE TOUCHDOWNS UNDER PETRINO

- Trumaine Washington 37-yd int return vs. Kent State, 2017
- Stacy Thomas 61-yd int return vs. Purdue, 2017
- Ronald Walker 31-yd int return vs. Wake Forest, 2016
- Trumaine Washington 39-yd int return vs. Syracuse, 2015
- Sheldon Rankins 46-yd fumble return vs. BC, 2015
- Gerod Holliman 32-yard interception return vs. FIU, 2014
- Malik Jackson 13-yard fumble return vs. W. Virginia, 2006
- Brandon Johnson 15-yd int return vs. Oregon State, 2005
- Earl Heyman 30-yd fumble return vs. North Carolina, 2005
- Deon Palmer 42-yd fumble return vs. North Carolina, 2005
- Kerry Rhodes 56-yard int return vs. Kentucky, 2004
- Montavious Stanley 0-yd fumble recovery vs. Tulane, 2004
- Kerry Rhodes 33-yard interception return vs. Tulane, 2003
- Brandon Johnson 20-yd fumble return vs. Cincinnati, 2003

MAKING THE PICK

- The Cardinals, who have been one of the top teams in interceptions over the last four seasons, were back at it again last Saturday versus Syracuse — picking off a season best four passes. **Trumaine Washington** picked off his team-best fourth pass of the year, while **Chucky Williams**, **Jaire Alexander** and **Khane Pass** added their first picks of the season.
- Louisville has 12 this season, which ranks 27th in the country.
- The four interceptions versus the Orange were the most since totaling four against Wake Forest on Oct. 30, 2015
- Since 2014, the Cardinals have registered 60 interceptions, including 26 in 2014, which was tied for the national lead.

TRUE FRESHMEN LEADING THE DEFENSE

- It's hard for a true freshmen to step right in at the Division I level and make an immediate impact, but the Cardinals have three rookies playing in a starting role in linebacker **Dorian Etheridge**, cornerback **Russ Yeast** and safety **TreSean Smith**.
- Starting in all 11 games, Etheridge has taken over the team lead in tackles with 69 after recording 11 tackles versus Syracuse — the second double-digit game of his career. He is one of only three Cardinals and the only underclassman to have double-digit tackles in two games this season (**Chucky Williams**, **Stacy Thomas**).
- In the loss to Boston College, Etheridge recorded a season-high 14 tackles — the most tackles by a freshman since Michael Brown was credited with 14 tackles against Southern Mississippi in 1999.
- He led the Cardinals in tackles with nine stops, and two tackles for loss in a 42-3 win over Kent State.
- Etheridge, who is the first true freshman to start at linebacker since 2012, totaled two tackles in his collegiate debut versus Purdue and added eight the following week against North Carolina.
- Russ Yeast started his sixth game of the season versus Wake Forest. He owns 20 tackles, a career-high five in the loss to NC State, and one pass break-up this year.
- Freshman safety **TreSean Smith** is another true freshman who has been an impact player on the Louisville defense this season.
- Making his first start at safety, Smith recorded a season-best six tackles in the loss to Boston College. He registered his first career sack and two tackles for loss, while also picking off his team-best second interception.
- Smith, who has 30 tackles, picked off his first pass in the season-opening win over Purdue and is second on the squad with two interceptions.

EDGE RUSHERS

- The Cardinals have a trio of dominating edge rushers in seniors **TreVon Young** and **James Hearn**, and sophomore **Jonathan Greenard**. The three standouts have combined for 35.0 tackles for loss and 15.5 sacks this season to pace the UofL defense.
- Young leads the group with a career-best 50 tackles from his defensive end spot. A starter in 10 games, Young is third on the squad with 8.0 tackles for loss and third in sacks with 2.5.
- A two-year starter, Hearn has 38 tackles and is tied for the team lead with 13.5 tackles for loss and leads the club with 7.0 sacks. The native of Tallahassee, Fla., has 93 tackles, 28.5 tackles for loss and 17.5 sacks for his career.
- Mainly coming off the bench, Greenard is tied for the team lead with 13.5 tackles for loss and is second with 6.0 sacks, while establishing a career-high with 38 tackles.

**THE PETRINO FILE**

Years Coached:	8th Season
Alma Mater:	Carroll College, '83
Career Record:	116-47 (.712)
Record at Louisville:	7426 (.742)
ACC Record:	21-11 (.692)
Bowl Record:	3-4 (.471)
Conference USA Championships:	1
BIG EAST Championships:	1
Wife:	Becky
Daughters:	Kelsey, Katie
Sons:	Nicky, Bobby, Jr.
Hometown:	Helena, Mont.

COACHING EXPERIENCE

1983	Carroll (MT) (GA)
1984	Weber State (GA)
1985–1986	Carroll (MT) (OC)
1987–1988	Weber State (WR/TE)
1989	Idaho (QB)
1990–1991	Idaho (OC)
1992–1993	Arizona State (QB)
1994	Nevada (OC/QB)
1995–1997	Utah State (OC)
1998	Louisville (OC)
1999–2000	Jacksonville Jaguars (QB)
2001	Jacksonville Jaguars (OC)
2002	Auburn (OC)
2003–2006	Louisville
2007	Atlanta Falcons
2008–2011	Arkansas
2013	Western Kentucky
2014–present	Louisville

UL BEFORE AND SINCE PETRINO

	1990-98 Before	2003- After
Overall Record	54-46-3	74-26
Conference Record	31-33-2	45-16
vs. Ranked Opp.	5-29-2	5-15
Weeks in AP Top 25	19	64
Conference Titles	2	2
BCS Games	0	1
Bowl Games	3	7
National Award Winners	1	4
Heisman Trophy Winners	0	1
First-Team All-Americans	3	6
All-Conference Selections	17	64
Academic All-Conference	0	26
NFL First-Round Picks	1	4
NFL Top-5 Round Picks	12	23
Years in Final AP Top 25	2	5
Years in Final AP Top 10	0	3
Years in Final AP Top 5	0	2

**BOBBY PETRINO**

8th season • 74-26 at Louisville • 116-47 Overall

• 2015 Music City Bowl Champions • 2012 Cotton Bowl Champions •
2010 Liberty Bowl Champions • 2007 Orange Bowl Champions • 2006
BIG EAST Champions •
2004 Liberty Champions • 2004 C-USA Champions

PETRINO'S COACHING ACCOMPLISHMENTS

- Bobby Petrino owns the top winning percentage in school history, posting a 73.7 percentage over his eight seasons with the Cardinals.
- His 73 wins are the second-most in school history, trailing Frank Camp, who had 118 wins in 23 seasons as head coach.
- Is the only coach in school history to lead the Cardinals to eight-straight bowl appearances.
- Owns a 39-7 record at Papa John's Cardinal Stadium, including a school-best 20-game winning streak from 2003-06 and included the first two games of the 2014 campaign
- In 2006, the Cardinals tied a school record with 12 wins and won the program's first BCS Bowl game with a 24-13 victory over Wake Forest.
- In 2004, the Cardinals led the nation in scoring offense (49.8) and total offense (539.0). Louisville was second in the country in total offense (475.3) in 2006.
- The Cardinals finished a school-best fifth in the final 2006 Associated Press Poll.
- Louisville ended the year in the top 25 in five of his seven seasons as head coach, including two top-10 finishes (6th in 2004 and 5th in 2006).
- Ranks sixth among active head coaches with a minimum of 10 seasons, with his 71.7 winning percentage.
- Has produced 34 NFL Draft selections during his tenure as head coach of the Cardinals — four coming in the first round.
- The Cardinals had a school-record 10 players drafted in the 2015 NFL Draft, including wide receiver DeVante Parker, the No. 14 selection by the Miami Dolphins.

PETRINO'S YEAR-BY-YEAR HEAD COACHING RECORD

Year	Team	Overall	Conf.	Bowl/playoffs	Coaches	AP
2003	Louisville	9-4	5-3	L, GMAC	--	--
2004	Louisville	11-1	8-0	W, Liberty	7	6
2005	Louisville	9-3	5-2	L, Gator	20	19
2006	Louisville	12-1	6-1	W, Orange	6	5
2008	Arkansas	5-7	2-6	---	--	--
2009	Arkansas	8-5	3-5	W, Liberty	--	--
2010	Arkansas	10-3	6-2	L, Sugar	12	12
2011	Arkansas	11-2	6-2	W, Cotton	5	5
2013	W. Kentucky	8-4	4-3	---	--	--
2014	Louisville	9-4	5-3	L, Belk	24	24
2015	Louisville	8-5	5-3	W, Music City	--	--
2016	Louisville	9-4	7-1	L, Citrus	20	21
2017	Louisville	7-4	4-4		-	-
Totals		116-47	66-35			



HEAD COACH BOBBY PETRINO SUPERLATIVES

300-Yard Passing Games (33)

Stefan LeFors	459	TCU	2003
Lamar Jackson	417	Marshall	2016
Lamar Jackson	411	Syracuse	2016
Stefan LeFors	406	Army	2003
Lamar Jackson	393	North Carolina	2017
Brian Brohm	389	South Florida	2005
Kyle Bolin	381	Kentucky	2014
Lamar Jackson	378	Purdue	2017
Brian Brohm	368	Oregon State	2005
Dave Ragone	368	Kentucky	2001
Lamar Jackson	361	Virginia	2016
Kyle Bolin	362	Syracuse	2015
Lamar Jackson	355	NC State	2016
Lamar Jackson	354	NC State	2017
Brian Brohm	354	West Virginia	2006
Brian Brohm	341	Connecticut	2006
Hunter Cantwell	340	M. Tennessee	2006
Brian Brohm	337	Pittsburgh	2006
Stefan LeFors	334	Houston	2003
Lamar Jackson	332	Boston College	2017
Lamar Jackson	330	Wake Forest	2017
Will Gardner	330	Florida State	2014
Brian Brohm	324	Cincinnati	2006
Stefan LeFors	321	Memphis	2004
Lamar Jackson	317	Clemson	2017
Stefan LeFors	317	Houston	2004
Brian Brohm	315	Rutgers	2005
Brian Brohm	311	Wake Forest	2006
Brian Brohm	307	Temple	2006
Lamar Jackson	307	Florida State	2015
Brian Brohm	304	North Carolina	2005
Brian Brohm	303	Cincinnati	2005
Kyle Bolin	300	Georgia	2014

100-Yard Rushing Games (61)

Lamar Jackson	226	Texas A&M	2015
Michael Bush	204	Fla. Atlantic	2005
Lamar Jackson	199	Syracuse	2016
Lamar Jackson	186	Kentucky	2015
Lamar Jackson	185	Boston College	2016
Lamar Jackson	184	Samford	2015
Malik Williams	180	Syracuse	2017
Lamar Jackson	178	Florida State	2017
Lamar Jackson	171	Kentucky	2016
Kolby Smith	165	Syracuse	2006
Lamar Jackson	162	Clemson	2016
Lamar Jackson	161	Wake Forest	2017
Michael Bush	159	West Va.	2005
Eric Shelton	158	Cincinnati	2004
Brandon Radcliff	156	Syracuse	2016
Lamar Jackson	153	Wake Forest	2016
Eric Shelton	151	Kentucky	2004
Malik Williams	149	North Carolina	2017
Lamar Jackson	147	Virginia	2017
Brandon Radcliff	146	Virginia	2015
Lamar Jackson	146	Florida State	2016
Lamar Jackson	144	Duke	2016
Dom Brown	143	Miami	2014
Brandon Radcliff	141	Wake Forest	2016
Lionel Gates	140	Houston	2003
George Stripling	137	Syracuse	2005
Michael Bush	137	Houston	2004
Brandon Radcliff	136	Notre Dame	2014
Eric Shelton	136	Memphis	2004
Jamari Staples	136	Syracuse	2016
Eric Shelton	135	Syracuse	2003
Michael Dyer	134	Florida St.	2014
Lamar Jackson	132	North Carolina	2017
Brandon Radcliff	131	Marshall	2016
Brandon Radcliff	129	Wake Forest	2014

Eric Shelton	129	East Carolina	2004
Michael Bush	128	Kentucky	2006
Michael Bush	128	Kentucky	2005
Eric Shelton	128	Tulane	2003
Lionel Gates	128	Miami (OH)	2003
L.J. Scott	127	Murray State	2014
Michael Bush	127	Cincinnati	2005
Michael Bush	126	Cincinnati	2003
Lamar Jackson	121	NC State	2015
Michael Bush	121	Connecticut	2005
Lamar Jackson	119	Charlotte	2016
Brandon Radcliff	118	Florida State	2016
Eric Shelton	118	East Carolina	2003
Brandon Radcliff	117	Syracuse	2015
George Stripling	117	Cincinnati	2005
Michael Bush	115	Pittsburgh	2005
Lionel Gates	112	Kentucky	2004
Lamar Jackson	111	Syracuse	2017
Brandon Radcliff	110	Syracuse	2014
Lionel Gates	109	Miami	2004
Lamar Jackson	107	Purdue	2017
Lamar Jackson	106	Auburn	2015
Michael Bush	106	Cincinnati	2004
Lamar Jackson	100	Murray State	2017

100-Yard Receiving Games (50)

DeVante Parker	214	Florida State	2014
Jamari Staples	194	Pittsburgh	2015
Jaylen Smith	183	North Carolina	2017
Joshua Tinch	183	Rutgers	2005
DeVante Parker	180	Kentucky	2014
Mario Urrutia	175	Oregon St.	2005
James Quick	174	FIU	2014
Harry Douglas	165	Wake Forest	2006
J.R. Russell	153	Army	2003
Harry Douglas	149	UConn	2006
Joshua Tinch	148	Houston	2004
J.R. Russell	146	Memphis	2004
DeVante Parker	144	Boston College	2014
Mario Urrutia	144	Pittsburgh	2006
J.R. Russell	144	Miami	2003
Mario Urrutia	138	Florida Atlantic	2005
Mario Urrutia	134	MTSU	2006
Lionel Gates	134	TCU	2003
Dez Fitzpatrick	134	NC State	2017
Seth Dawkins	133	NC State	2017
Jamari Staples	133	Wake Forest	2015
J.R. Russell	133	Syracuse	2003
Mario Urrutia	133	South Florida	2005
DeVante Parker	132	NC State	2014
Harry Douglas	132	Pittsburgh	2006
James Quick	130	Florida State	2015
Joshua Tinch	130	W. Virginia	2005
Dez Fitzpatrick	127	Boston College	2017
Jaylen Smith	123	Boston College	2016
Broderick Clark	122	Army	2004
James Quick	122	Florida State	2016
DeVante Parker	120	Georgia	2014
Jamari Staples	120	Virginia	2016
J.R. Russell	119	TCU	2003
Jaylen Smith	118	Boston College	2017
Montrell Jones	118	Syracuse	2005
Jaylen Smith	117	Purdue	2017
Harry Douglas	116	W. Virginia	2006
Mario Urrutia	113	W. Virginia	2006
Gary Barnidge	112	USF	2006
J.R. Russell	111	USF	2004
J.R. Russell	111	Houston	2003
J.R. Russell	111	Cincinnati	2003
Mario Urrutia	110	Temple	2006
James Quick	108	Syracuse	2016

Reggie Bonnafon	107	Boston College	2017
J.R. Russell	107	TCU	2004
Cole Hikutini	103	Texas A&M	2015
Cole Hikutini	103	Houston	2015
J.R. Russell	103	Tulane	2004
J.R. Russell	101	E. Carolina	2004
James Quick	101	Clemson	2014
Cole Hikutini	100	Kentucky	2016

Multiple 100-Yard Rushers

180, Malik Williams, Syracuse, 2017
111, Lamar Jackson, Syracuse, 2017
180, Lamar Jackson, Boston College, 2017
107, Reggie Bonnafon, Boston College, 2017
149, Malik Williams vs. North Carolina, 2017
132, Lamar Jackson vs. North Carolina, 2017
199, Lamar Jackson vs. Syracuse, 2016
156, Brandon Radcliff vs. Syracuse, 2016
146, Lamar Jackson vs. Fla. St., 2016
118, Brandon Radcliff vs. Fla. St., 2016
127, Michael Bush vs. Cincinnati, 2005
117, George Stripling vs. Cincinnati, 2005
158, Eric Shelton vs. Cincinnati, 2004
106, Michael Bush vs. Cincinnati, 2004
140, Lionel Gates vs. Houston, 2003
137, Michael Bush vs. Houston, 2003

Multiple 100-Yard Receivers

127, Dez Fitzpatrick, Boston College, 2017
118, Jaylen Smith, Boston College, 2017
134, Dez Fitzpatrick vs. NC State, 2017
133, Seth Dawkins vs. NC State, 2017
136, Jamari Staples vs. Syracuse, 2016
108, James Quick vs. Syracuse, 2016
144, Mario Urrutia vs. Pittsburgh, 2006
132, Harry Douglas vs. Pittsburgh, 2006
116, Harry Douglas vs. W. Virginia, 2006
113, Mario Urrutia vs. W. Virginia, 2006
134, Lionel Gates vs. TCU, 2003
119, JR Russell vs. TCU, 2003

100-Yard Rusher & 100-Yard Receiver

1. 199, Lamar Jackson vs. Syracuse, 2016
156, Brandon Radcliff vs. Syracuse, 2016
136, Jamari Staples vs. Syracuse, 2016
108, James Quick vs. Syracuse, 2016
2. 146, Lamar Jackson vs. Fla. St., 2016
118, Brandon Radcliff vs. Fla. St., 2016
122, James Quick vs. Fla. St., 2016
3. 185, Lamar Jackson vs. BC, 2016
123, Jaylen Smith vs. BC, 2016

300-Yard Paser & 100-Yard Rusher

1. 417, Lamar Jackson vs. Marshall, 2016
131, Brandon Radcliff vs. Marshall, 2016
330, Lamar Jackson, Wake Forest, 2017
161, Lamar Jackson, Wake Forest, 2017

300-Yd Paser, 100-Yd Receiver & 100-Yd Rusher

1. 411, Lamar Jackson vs. Syracuse, 2016
199, Lamar Jackson vs. Syracuse, 2016
156, Brandon Radcliff vs. Syracuse, 2016
136, Jamari Staples vs. Syracuse, 2016
108, James Quick vs. Syracuse, 2016
2. 332, Lamar Jackson, Boston College, 2017
180, Lamar Jackson, Boston College, 2017
107, Reggie Bonnafon, Boston College, 2017
127, Dez Fitzpatrick, Boston College, 2017
118, Jaylen Smith, Boston College, 2017



HEAD COACH BOBBY PETRINO SUPERLATIVES

Most Points In A Game

70 vs. Charlotte, Sept. 1, 2016
70 vs. Cincinnati, Nov. 27, 2004

Fewest Points In A Game

7 vs. Memphis, Nov. 15, 2003

Most Points In A Half

56 (1st), vs. Charlotte, Sept. 1, 2016

Most Points In A Quarter

30, (4th), at Houston, Nov. 20, 2004

Largest Deficit Overcome For A Win

21 (0-21), at Kentucky, Nov. 28, 2015

Most Points at Home

70 vs. Charlotte, Sept. 1, 2016
70 vs. Cincinnati, Nov. 27, 2004

Fewest Points at Home

7 vs. Memphis, Nov. 15, 2003

Most Points In A Road Game

65, at Houston, Nov. 20, 2004

Most Touchdowns Scored

10 vs. Charlotte, Sept. 1, 2016
10 vs. Cincinnati, Nov. 2, 2004

Most Touchdowns Scored In A Quarter

4, Six Times (MR: vs. Wake Forest, Nov. 12, 2016)

Most Touchdowns Scored In A Half

8 vs. Charlotte, Sept. 1, 2016

Most Rushing Touchdowns Scored

7, Five times (Syracuse, FSU, 2016)

Most Passing Touchdowns Scored

8 vs. Oregon State, Sept. 17, 2005

Most Field Goals Made

4 vs. NC State, Oct. 22, 2016
4 vs. Pittsburgh, Nov. 3, 2005

Punt Returns For A Touchdown

3 vs. Cincinnati, Nov. 27, 2004

Fumble Returns For A Touchdown

2 vs. North Carolina, Oct. 8, 2005

Most First Downs

38 vs. Charlotte, Sept. 1, 2016

Fewest First Downs

12 vs. Memphis, Nov. 15, 2003

Most Yards Of Total Offense

845 vs. Syracuse, Sept. 9, 2016

Most Yards Of Total Offense In A Half

520 (1st), at Syracuse, Sept. 9, 2016

Most Plays

94 vs. Oregon State, Sept. 17, 2005

Highest Average Per Play

11.2 vs. Charlotte, Sept. 1, 2016

Most Yards Rushing

445 vs. Houston, Nov. 22, 2003

Fewest Yards Rushing

-1, at Pittsburgh, Nov. 21, 2015

Most Rushing Attempts

55 vs. Clemson, Oct. 1, 2016
55 vs. Kentucky, Sept. 3, 2006

Fewest Rushing Attempts

24, at Pittsburgh, Nov. 21, 2015

Highest Average Per Rush

11.5 vs. Cincinnati, Nov. 27, 2004

Most Pass Completions

31, at West Virginia, Oct. 15, 2005

Fewest Pass Completions

8, at Notre Dame, Nov. 22, 2014

Most Pass Attempts

50, at TCU, Nov. 5, 2003

Fewest Pass Attempts

15 vs. Cincinnati, Nov. 27, 2004

Most Passes Had Intercepted

3, Four Times (MR: vs. Kentucky, Nov. 26, 2016)

Most Yards Passing

459, at TCU, Nov. 5, 2003

Fewest Yards Passing

103, at NC State, Oct. 3, 2015

Highest Pass Completion Percentage

.808 (21-25), vs. Oregon St., Sept. 17, 2005

Highest Average Per Attempt

17.1 vs. Oregon State, Sept. 17, 2005

Highest Average Per Completion

22.6 vs. Miami (FL), Sept. 16, 2006

Most Fumbles

4 vs. Syracuse, Nov. 26, 2005

Most Fumbles Lost

3, Four Times (MR: vs. Houston, Nov. 17, 2016)

Most Turnovers

4, Eight Times (MR: vs. Kentucky, Nov. 26, 2016)

Most Total Plays Without A Turnover

88 vs. Murray State, Sept. 6, 2014

Most Penalties

16 vs. Purdue, Sept. 2, 2017

Fewest Penalties

0 vs. Boston College, Nov. 5, 2016

Most Penalty Yards

143, at Marshall, Sept. 24, 2016

Fewest Penalty Yards

0 vs. Boston College, Nov. 5, 2016

Most Punts

12, at Clemson, Oct. 11, 2014

Fewest Punts

0 vs. Pittsburgh, Nov. 3, 2005

Highest Average Punting Yards (Min. 2 Att.)

51.0 (3), vs. Kentucky, Sept. 5, 2004

Most Punt Returns

8, at FIU, Sept. 20, 2014
8 vs. TCU, Nov. 10, 2004

Most Punt Return Yards

154 (6), vs. Cincinnati, Nov. 27, 2004

Highest Avg. Punt Return Yards (Min. 2)

65.0 (2), vs. Florida State, Sept. 17, 2016

Lowest Avg. Punt Return Yards (Min 2)

-2.75 (4), at Wake Forest, Oct. 30, 2015

Most Kickoff Returns

8 vs. Georgia (Belk Bowl) Dec. 23, 2014
8, at Memphis, Nov. 4, 2004

Most Kickoff Return Yards

200 (5), at Rutgers, Nov. 9, 2006

Highest Kickoff Return Average (Min. 2 Att.)

44.0 (3), vs. Miami (FL), Sept. 1, 2014

Most Interceptions By (Louisville)

4, at Wake Forest, Oct. 30, 2015
4, at Boston College, Nov. 8, 2014

Highest Pct. Of Third-Down Conversions

.733 (11-15), at Army, Sept. 11, 2004

Fewest Third-Down Conversions

1 (of 9), vs. Syracuse, Nov. 7, 2015
1 (of 11), vs. Florida State, Oct. 31, 2014
1 (of 17), at Clemson, Oct. 11, 2014
1 (of 4), vs. Oregon State, Sept. 17, 2004

Lowest Pct. Of Third-Down Conversions

.059 (1-17), at Clemson, Oct. 11, 2004

Most Third Down Attempts

20, at USF, Oct. 4, 2003

Most Fourth-Down Conversions

4 vs. Murray State, Sept. 6, 2014

Most Fourth-Down Conversion Attempts

5 (4), vs. Murray State, Sept. 6, 2014
5 (3), vs. Kentucky, Sept. 5, 2004

Most Time Of Possession

42:09 vs. Murray State, Sept. 6, 2014

Lowest Time Of Possession

18:21 vs. Cincinnati, Nov. 27, 2004

Most Tackles For Loss (By Louisville)

17.0, at Syracuse, Oct. 21, 2006

Most Sacks (By Louisville)

8 vs. Boston College, Oct. 24, 2015
8 vs. Wake Forest, Sept. 27, 2014

Longest Scoring Drive (Plays)

16 vs. Pittsburgh, Nov. 3, 2005
16, at West Virginia, Oct. 15, 2005

Longest Scoring Drive (Time)

9:04 vs. Pittsburgh, Nov. 3, 2005

Longest Scoring Drive (Yards)

99 vs. North Carolina, Sept. 9, 2017



LOUISVILLE FOOTBALL CAREER RECORDS

CAREER TOTAL YARDS

1.	12,129	Chris Redman.....	1996-99
2.	12,093	Lamar Jackson	2015-
3.	10,819	Brian Brohm.....	2004-07
4.	9,987	Teddy Bridgewater.....	2011-13
5.	9,161	Dave Ragone.....	1999-2002
6.	6,609	Stefan LeFors.....	2001-04
7.	6,564	Jay Gruden.....	1985-88
8.	5,410	Jeff Brohm.....	1989-93
9.	4,979	Ed Rubbert.....	1983-86
10.	4,683	Marty Lowe.....	1991-95

CAREER RUSHING YARDS

1.	3,697	Lamar Jackson (510 att.)	2015-
2.	3,204	Walter Peacock (811 att.)	1972-75
3.	2,958	Nathan Poole (536 att.)	1975-78
4.	2,786	Lenny Lyles (396 att.)	1954-57
5.	2,723	Howard Stevens (509 att.)	1971-72
6.	2,599	Frank Moreau (499 att.)	1995-99
7.	2,508	Michael Bush (435 att.)	2003-06
8.	2,365	Brandon Radcliff (438 att.)	2013-16
9.	2,363	Deon Booker (497 att.)	1985-88
10.	2,345	Victor Anderson (450 att.)	2008-11

CAREER RUSHING TOUCHDOWNS

1.	47	Lamar Jackson	2015-
2.	41	Lenny Lyles	1954-57
3.	39	Michael Bush	2003-06
4.	30	Eric Shelton	2003-04
5.	27	Frank Moreau	1995-99
	27	Anthony Shelman	1991-94
7.	26	Brandon Radcliff	2013-16
8.	25	Howard Stevens	1971-72
9.	23	Nathan Poole	1975-78
	23	Calvin Prince	1976-77

CAREER PASSING COMPLETIONS

1.	1,031	Chris Redman (1,679 att.)	1996-99
2.	781	Teddy Bridgewater (1,142 att.)	2011-13
3.	780	Brian Brohm (1,185 att.)	2004-07
4.	685	Dave Ragone (1,180 att.)	1999-02
5.	577	Lamar Jackson (1,008 att.)	2015-
6.	572	Jay Gruden (1,049 att.)	1985-88
7.	430	Ed Rubbert (873 att.)	1983-86
8.	416	Stefan LeFors (630 att.)	2001-04
9.	416	Marty Lowe (767 att.)	1991-95
10.	402	Jeff Brohm (715 att.)	1989-93

CAREER COMPLETION PERCENTAGE (MIN. 200 COMP.)

1.	68.4	Teddy Bridgewater (781-1,142).....	2011-13
2.	66.0	Stefan LeFors (416-630).....	2001-04
3.	65.8	Brian Brohm (780-1,185).....	2004-07
4.	61.4	Chris Redman (1,031-1,679)	1996-99
5.	60.3	Adam Froman (243-403).....	2009-10
6.	58.6	Hunter Cantwell (313-534).....	2005-08
7.	58.1	Dave Ragone (685-1,180)	1999-2002
8.	57.2	Lamar Jackson (577-1,008)	2015-Pres.
9.	56.2	Jeff Brohm (402-715)	1989-93
10.	55.7	Browning Nagle (333-598)	1988-90

CAREER PASSING YARDS

1.	12,541	Chris Redman.....	1996-99
2.	10,775	Brian Brohm.....	2004-07
3.	9,817	Teddy Bridgewater.....	2011-13
4.	8,564	Dave Ragone.....	1999-02
5.	8,386	Lamar Jackson	2015-
6.	7,024	Jay Gruden.....	1985-88
7.	5,853	Stefan LeFors.....	2001-04
8.	5,496	Ed Rubbert.....	1983-86
9.	5,451	Jeff Brohm.....	1989-93
10.	4,861	Marty Lowe.....	1991-95

CAREER PASSING TOUCHDOWNS

1.	84	Chris Redman.....	1996-99
2.	74	Dave Ragone.....	1999-02
3.	72	Teddy Bridgewater.....	2011-13
4.	71	Brian Brohm.....	2004-07
5.	63	Lamar Jackson	2015-
6.	44	Jay Gruden.....	1985-88
7.	38	Stefan LeFors.....	2001-04
8.	38	Jeff Brohm.....	1989-93
9.	34	John Madeya.....	1970-72
10.	32	Browning Nagle.....	1988-90

CAREER FIELD GOALS MADE

1.	66	John Wallace (85 att.)	2012-15
2.	60	Art Carmody (73 att.)	2004-07
3.	44	Nate Smith (64 att.)	2000-03
4.	36	Ron Bell (58 att.)	1987-90
5.	35	David Akers (61 att.)	1993-96
6.	32	Chris Philpott (44 att.)	2008-11
7.	28	Blanton Creque (33 att.)	2016-
8.	24	Wilbur Summers (47 att.)	1972-75
9.	22	Jon Hilbert (33 att.)	1996-99
	22	Klaus Wilmsmeyer (30 att.)	1988-91

CAREER FIELD GOAL PERCENTAGE (MIN. 20 ATT.)

1.	84.8	Blanton Creque (28-33).....	2016-
2.	82.2	Art Carmody (60-73).....	2004-07
3.	77.6	John Wallace (66-85)	2012-15
4.	76.9	Danny Cerione (20 of 26)	1983-86
5.	73.3	Klaus Wilmsmeyer (22-30).....	1988-91
6.	72.7	Chris Philpott (32-44).....	2008-11
7.	68.8	Nate Smith (44-64)	2000-03
8.	66.7	Jon Hilbert (22-33).....	1996-99
9.	62.1	Ron Bell (36-58)	1987-90
10.	57.4	David Akers (35-61)	1993-96

CAREER POINTS RESPONSIBLE FOR (POINTS SCORED & PASSED FOR)

1.	664	Lamar Jackson	2015-
2.	536	Chris Redman.....	1996-99
3.	510	Dave Ragone.....	1999-02
4.	480	Brian Brohm.....	2004-07
5.	468	Teddy Bridgewater.....	2011-13
6.	433	Art Carmody.....	2004-07
7.	384	John Wallace.....	2012-15
8.	318	Lenny Lyles.....	1954-57
9.	304	Jay Gruden.....	1985-88
10.	280	Stefan LeFors.....	2001-04

TOUCHDOWNS SCORED

1.	49	Lenny Lyles.....	1954-57
2.	47	Lamar Jackson	2015-
3.	41	Michael Bush.....	2003-06
4.	33	DeVante Parker.....	2011-14
5.	33	Ibn Green.....	1996-99
6.	33	Tom Lucia.....	1947-50
7.	32	Arnold Jackson.....	1997-00
8.	30	Eric Shelton.....	2003-04
9.	30	Howard Stevens.....	1971-72
10.	29	Ralph Dawkins.....	1990-93

CAREER TDS RESPONSIBLE FOR (TDS SCORED & PASSED FOR)

1.	110	Lamar Jackson	2015-
2.	87	Chris Redman.....	1996-99
3.	83	Dave Ragone.....	1999-02
4.	80	Brian Brohm.....	2004-07
5.	78	Teddy Bridgewater.....	2011-13
6.	52	Lenny Lyles.....	1954-57
7.	48	Jay Gruden.....	1985-88
8.	45	Stefan LeFors.....	2001-04
9.	44	Michael Bush.....	2003-06
10.	44	Jeff Brohm.....	1989-93

CAREER PUNT RETURN YARDS

1.	972	Arnold Jackson (100 ret.)	1997-00
2.	729	Montrell Jones (70 ret.)	2004-05
3.	594	Herbie Phelps (56 ret.)	1967-68
4.	517	Damien Dorsey (34 ret.)	2000-02
5.	485	Keith Stephens (54 ret.)	1986-88
6.	441	Bill McMahon (33 ret.)	1964-66
7.	439	Jaire Alexander (44 ret.)	2015-
8.	433	Greg Campbell (42 ret.)	1970-71
9.	404	Doug Beaumont (34 ret.)	2007-10
10.	404	Kevin Miller (54 ret.)	1974-77

CAREER FUMBLES FORCED

1.	11	Elvis Dumervil.....	2002-05
2.	9	Calvin Pryor.....	2011-13
3.	8	Marcus Smith.....	2010-13
	8	James Hearn.....	2014-
5.	7	Lamar Myles.....	2005-07
	7	Tyrus McCloud.....	1993-96
7.	6	Michael Brown.....	1999-02
	6	Joe Johnson.....	1991-93
	6	Andy Culley.....	1989-92
10.	5	Lorenzo Mauldin.....	2011-14
	5	Hakeem Smith.....	2010-13
	5	Alan Campos.....	1994-95



PAPA JOHN'S CARDINAL STADIUM



PAPA JOHN'S CARDINAL STADIUM INFORMATION

- Papa John's Cardinal Stadium, which first opened in 1998, featured a capacity of 42,000 and was expanded in 2010 to the present capacity of 55,000. In the last expansion, approximately 12,000 additional chairback seats were added to a second deck on the east side of the stadium in the UPS Flight Deck. The project included 33 new luxury suites on the Stites & Harbison Suite Level and 2,000 premium loge seats were added to the east side.
- A 60-foot wide Norton's Terrace was constructed at the top of the south end zone, connecting the east and west sides of the stadium. Also included in the previous expansion was the PNC Club, a 20,000-square-foot, glass-enclosed area that stretches from end zone to end zone at the loge level on the east side of the stadium.
- The temperature-controlled club features a full-service bar, concessions, large-screen televisions, lounge seating and tables. It also has more than 1,700 outdoor seats under cover with heaters and fans.
- Louisville's home currently is undergoing a \$63-million renovation to expand the north end zone – closing off the stadium – and enhancing the Howard Schnellenberger Football Complex.
- Upon conclusion of the 2016 campaign, crews began construction and the first noticeable phase of the project will be the seating structure for the interior bowl – set to be in place for the start of the 2017 season.
- Approximately 10,000 additional seats are being added with the expansion, creating a unique look in the end zone structure and increasing the total seating capacity to approximately 65,000.
- The construction also provides an additional 40,000 square feet of space.
- The expansion also includes 1,000 modern club seats, 65 premium loge level boxes, and 10 exclusive field level suites. The club seats will have access to a premier gathering area that will provide viewing access to the field. Fans in that area will have an exclusive view to the players, who will be running onto the gridiron from a middle of the field level entrance after exiting the football complex through a tunnel.
- On Jan. 1, 2018, renovations are scheduled to begin on the football complex, which includes dramatic changes to the training areas and improving the overall student-athlete experience. An additional 100,000 square feet will allow the team's weight room and conditioning center to double in size, creating space for team workouts, conditioning, and an enhanced athletic training space equipped with a state-of-the-art hydrotherapy area.
- A luxurious and spacious players' lounge, improvements for coaches' offices and the team locker room, and expansive theatre-style meeting areas also will be among the major improvements.

Top PJCS Crowds

1.	55,632	vs. Florida State, 9/17/16
2.	55,588	vs. Clemson, 9/16/17
3.	55,428	vs. Miami, 9/1/14
4.	55,414	vs. Florida State, 10/30/14
5.	55,398	vs. Clemson, 9/17/15
6.	55,386	vs. Kentucky, 9/2/12
7.	55,332	vs. Ohio, 9/1/13
8.	55,327	vs. Kentucky, 9/4/10
9.	55,218	vs. NC State, 10/22/16
10.	55,215	vs. UCF, 10/18/13

Stadium Quick Facts

First Game: Sept. 5, 1998
Result: Kentucky 68, Louisville 34
UofL Record: 94-32
Field Name: Papa John's Cardinal Stadium
Surface: Field Turf
Capacity: 55,000



2017 LOUISVILLE FOOTBALL NUMERICAL ROSTER

No.	Name	Ht.	Wt.	Pos.	Cl.	Hometown (Previous School)
1	P.J. Mbanasor	6-1	190	CB	SO	Pflugerville, Texas (Oklahoma)
1	Traveon Samuel	5-7	170	WR	JR	Phenix City, Ala. (Central)
2	Corey Reed	6-3	193	WR	FR	Fulton, Ga. (Roswell)
3	Cornelius Sturghill	5-11	187	WR	SO	Memphis, Tenn. (Melrose)
3	Malik Cunningham	6-1	188	QB	FR	Montgomery, Ala. (Park Crossing)
4	Jawon Pass	6-4	220	QB	R-FR	Columbus, Ga. (Carver)
4	TreSean Smith	6-1	186	CB	FR	Hamilton, Ohio (LaSalle)
5	Seth Dawkins	6-3	206	WR	SO	Columbus, Ohio (Franklin Heights)
6	Russ Yeast	5-11	187	CB	FR	Greenwood, Ind. (Center Grove)
7	Reggie Bonnafon	6-3	208	RB	SR	Louisville, Ky. (Trinity)
8	Lamar Jackson	6-3	200	QB	JR	Pompano Beach, Fla. (Boynton Beach)
9	Jaylen Smith	6-4	219	WR	JR	Pascagoula, Miss. (Pascagoula)
9	C.J. Avery	5-11	205	S	FR	Grenada, Miss. (Grenada)
10	Jaire Alexander	5-11	192	CB	JR	Charlotte, N.C. (Rocky River)
10	Rodjay Burns	6-0	190	CB	SO	Louisville, Ky. (Trinity)
11	Kemari Averett	6-6	253	TE	FR	Atlanta, Ga. (Grady)
11	Dee Smith	6-1	202	S	JR	Florence, Ala. (Florence)
12	Trey Smith	6-0	225	RB	SO	Madison, Miss. (Madison Central)
12	Rodney Owens	6-0	199	S	FR	Goodlettsville, Tenn. (Ensworth)
13	P.J. Blue	6-3	208	S	R-FR	Jemison, Ala. (Park Crossing)
13	Sean McCormack	6-5	223	QB	R-FR	Darien, Ill. (Hinsdale)
14	Drew Bailey	6-3	289	DL	SR	Jacksonville, Fla. (Pearl River CC)
15	Clay Bolin	6-0	199	QB	R-FR	Lexington, Ky. (Bourbon County)
15	Trumaine Washington	5-10	181	CB	SR	Miami, Fla. (Killian)
17	Dorian Etheridge	6-3	228	LB	FR	Charleston, W. Va. (Capital)
18	Justin Marshall	6-3	195	WR	FR	Conyers, Ga. (Georgia Prep Sports Academy)
20	Ronald Walker	6-1	198	CB	SR	Byran, Miss. (Copiah-Lincoln)
21	London Iakopo	6-0	212	S	JR	Carson, Calif. (Long Beach CC)
22	Chucky Williams	6-2	206	S	SR	Hialeah, Fla. (Chapagnat Catholic)
22	Jovel Smith	5-10	185	RB	FR	Louisville, Ky. (Trinity)
23	Harry Trotter	5-11	190	RB	SO	Atchison, Kan. (Fort Scott)
23	Lyn Strange	6-1	195	S	FR	Leon, Fla. (North Florida Christian)
24	Zykiesis Cannon	6-0	188	S	SR	Mauldin, S.C. (Carolina Academy)
25	Dae Williams	6-1	235	RB	R-FR	Sapulpa, Okla. (Sapulpa)
26	Chris Taylor-Yamanoha	6-2	183	WR	R-FR	Rohnert Park, Calif. (Rancho Cotate)
27	Anthony Johnson	6-1	179	CB	FR	Coconut Creek, Fla. (Chaminade-Madonna)
28	Mason King	6-3	213	P	SO	Louisville, Ky. (St. Xavier)
29	Malik Williams	6-3	215	RB	SR	Wilson, N.C. (Alan Hancock College)
30	Khane Pass	6-1	207	S	SO	Columbus, Ga. (Carver)
30	Jeffery Banks	6-2	206	WR	SO	Olive Branch, Miss. (Pearl River)
31	Malik Staples	6-1	222	LB	SO	Suwanee, Ga. (Peachtree Ridge)
31	Jack Duane	5-10	157	WR	SR	Chatham, N.J. (Chatham)
32	Stacy Thomas	6-1	240	LB	SR	Miami, Fla. (Gulliver Prep)
33	Colin Wilson	6-1	221	RB	FR	Green Cove Springs, Fla. (Clay)
34	Jeremy Smith	6-2	224	RB	SR	Hammond, La. (Fresno City CC)
35	Lamarques Thomas	6-0	184	S	SO	Clinton, Miss. (Clinton)
35	Greg Bethel	6-0	195	RB	FR	Louisville, Ky. (Moore)
36	Evan O'Hara	6-0	209	K	JR	Florence, Ky. (Boone)
36	Maurice Burkley	5-9	191	RB	FR	Naperville, Ill. (Metee Valley)
37	Ryan Chalifoux	6-0	185	K	FR	Champaign, Ill. (Champaign Central)
38	Jack Fagot	6-0	176	S	FR	Lexington, Ky. (Lexington Catholic)
38	Vince Lococo	6-0	233	FB	R-FR	Louisville, Ky. (Trinity)
39	Taveon Graves	5-5	179	RB	FR	Rineyville, Ky. (North Hardin)
39	Aaron Floyd	5-10	190	CB	SO	Florence, Ky. (Boone County)
40	Kaheem Roach	6-1	186	S	FR	Miramar, Fla. (Miramar)
42	Isaac Stewart	6-2	247	LB	JR	Charlotte, N.C. (Butler)
42	Tyler Polston	6-3	250	TE	SR	Louisville, Ky. (St. Xavier)
43	Damien Smith	6-1	240	LB	SO	Louisville, Ky. (Manual)
43	Jovan Smith	5-10	198	RB	FR	Louisville, Ky. (Trinity)
45	Blanton Creque	5-11	188	K	SO	Shelbyville, Ky. (Collins)
46	Brendan Lowery	6-0	200	LS	SO	Barrington, Ill. (Barrington)
47	Austin Johnson	6-2	198	P	R-FR	Louisville, Ky. (DeSales)
48	Collin Demetrakis	5-9	216	LB	FR	Union, Ky. (Ryle)



2017 LOUISVILLE FOOTBALL NUMERICAL ROSTER

No.	Name	Ht.	Wt.	Pos.	Cl.	Hometown (Previous School)
49	Boosie Whitlow	6-3	240	DL	SO	Opelika, Ala. (Opelika)
49	Tobias Little	6-0	248	FB	R-FR	Atlanta, Ga. (Mays)
50	Jacob Pierce	6-2	240	DL	FR	Ashland, Ky. (Russell)
51	Keon Johnson	6-0	245	LB	FR	Palm Beach Gardens, Fla. (Dwyer)
52	Mitch Hall	6-1	207	LS	FR	Clayton, N.C. (Clayton)
53	Amonte Caban	6-1	254	LB	SO	Smiths, Ala. (Smiths Station)
55	Isaac Martin	6-1	239	LB	FR	Louisville, Ky. (Trinity)
56	Kam Jones	5-11	212	LB	FR	Gwinnett, Ga. (Peachtree Ridge)
57	Dayna Overton	6-3	238	DE	FR	Jeffersonville, Ind. (Jeffersonville)
58	Jonathan Greenard	6-4	245	LB	SO	Hiram, Ga. (Hiram)
59	Caleb Tillman	6-3	279	DL	R-FR	Dothan, Ala. (Northview)
60	Tyler Haycraft	6-3	292	OL	SO	Louisville, Ky. (St. Xavier)
61	Caleb Chandler	6-4	302	OL	FR	Jefferson, Ga. (Jefferson)
62	Derek Dorsey	6-3	283	DL	R-FR	Louisville, Ky. (Manual)
63	Nathan Scheler	6-1	285	OL	SO	Louisville, Ky. (St. Xavier)
64	Tyler Robinson	5-11	347	DL	R-FR	Fort Thomas, Ky. (Highlands)
65	Ronald Rudd	6-5	318	OL	JR	Rialto, Calif. (Chaffey College)
66	Cole Bentley	6-3	317	OL	FR	Belfry, Ky. (Belfry)
68	Danny Burns	6-6	321	OL	JR	Hamilton, Ohio (Fairfield)
69	Chaz Ray	6-3	331	DL	SO	Louisville, Ky. (Fern Creek)
70	Toriano Roundtree	6-7	315	OL	SR	Gainesville, Fla. (Eastern Arizona)
71	Toryque Bateman	6-6	305	OL	FR	Gadsden City, Ala. (Gadsden City)
72	Lukayus McNeil	6-6	324	OL	JR	Indianapolis, Ind. (Decatur Central)
73	Mekhi Becton	6-7	335	OL	FR	Highland Springs, Va. (Highland Springs)
74	Geron Christian	6-6	318	OL	JR	Ocala, Fla. (Trinity Catholic)
75	Robbie Bell	6-5	300	OL	R-FR	Hoschton, Ga. (Mill Creek)
77	Linwood Foy	6-4	312	OL	JR	Los Angeles, Calif. (College of the Canyons)
78	Max Martin	6-3	290	OL	R-FR	Louisville, Ky. (Trinity)
79	Kenny Thomas	6-6	333	OL	JR	Prattville, Ala. (Prattville)
80	Charles Standberry	6-3	243	TE	SR	Montgomery, Ala. (Carver)
81	Emonee Spence	6-3	197	WR	SO	Pembroke Pines, Fla. (Flanagan)
82	Keion Wakefield	5-10	179	WR	R-FR	Louisville, Ky. (Male)
83	Micky Crum	6-4	235	TE	JR	Columbus, Ohio (Hamilton Township)
84	Josh Johnson	5-11	180	WR	FR	Atlanta, Ga. (Woodward Academy)
85	Jordan Davis	6-4	262	TE	SO	Clear Lake, Texas (Clear Lake)
86	Devante Peete	6-6	210	WR	JR	Pompano Beach, Fla. (St. Thomas Aquinas)
87	Dez Fitzpatrick	6-2	200	WR	R-FR	Farmington Hills, Mich. (Waterford Mott)
88	Javonte Bagley	6-3	202	WR	SR	Vero Beach, Fla. (Vero Beach)
89	Jordan Thomas	5-11	155	WR	FR	Lexington, Ky. (Lafayette)
90	De'Asian Richardson	6-3	330	DL	SR	Jacksonville, Fla. (First Coast)
91	Trevon Young	6-4	255	LB	SR	Des Moines, Iowa (Iowa Western CC)
92	Malik Clark	6-2	249	LB	FR	Milledgeville, Ga. (Baldwin)
93	Gary McCrae	6-4	252	LB	JR	Cuthbert, Ga. (Randolph Clay)
94	G.G. Robinson	6-4	302	DL	SO	Lilburn, Ga. (Parkview)
96	Henry Famurewa	6-2	275	LB	JR	Powder Springs, Ga. (McEachern)
97	Nick Okeke	6-3	225	LB	FR	Smyrna, Tenn. (Smyrna)
98	Tabarius Peterson	6-3	250	LB	R-FR	Tucker, Ga. (Tucker)
99	James Hearn	6-3	244	LB	SR	Tallahassee, Fla. (Lincoln)


Schedule & Results (Overall: 7-4 | ACC: 4-4 | Home: 4-2 | Away: 2-2 | Neutral: 1-0)

Date	Opponent	Score	Overall	ACC	TV	Attend	Top Passer	Top Rusher	Top Receiver
Sept. 2	vs. Purdue	W, 35-28	1-0	0-0	FOX	42,647	Jackson (30-46-0-378-2)	Jackson (21-107-0)	Ja. Smith (8-117-0)
Sept. 9	at North Carolina*	W, 47-35	2-0	1-0	ESPN	47,000	Jackson (25-39-0-393-3)	Jackson (19-132-3)	Ja. Smith (9-183-1)
Sept. 16	Clemson*	L, 21-47	2-1	1-1	ABC	55,588	Jackson (21-42-1-317-3)	Jackson (17-64-0)	Ja. Smith (579-1)
Sept. 23	Kent State	W, 42-3	3-1	1-1	RSN*	47,812	Jackson (18-22-2-299-2)	Williams (9-47-2)	Dawkins (4-75-1)
Sept. 30	Murray State	W, 55-10	4-1	1-1	RSN	47,826	Jackson (18-26-0-249-3)	Jackson (7-100-1)	Reed (4-94-0)
Oct. 5	at NC State*	L, 25-39	4-2	1-2	ESPN	56,107	Jackson (26-47-1-354-1)	Jackson (19-73-2)	Fitzpatrick (10-134-0)
Oct. 14	Boston College*	L, 42-45	4-3	1-3	ACC Net.	44,679	Jackson (19-39-1-332-2)	Jackson (22-180-3)	Fitzpatrick (7-127-1)
Oct. 21	at Florida State*	W, 31-28	5-3	2-3	ESPN	72,674	Jackson (13-21-0-156-1)	Jackson (23-178-1)	Ja. Smith (5-49-0)
Oct. 28	at Wake Forest*	L, 32-42	5-4	2-4	ACC Net.	29,593	Jackson (27-44-1-330-1)	Jackson (27-161-3)	Ja. Smith (6-73-0)
Nov. 11	Virginia*	W, 38-21	6-4	3-4	ESPNU	46,787	Jackson (15-26-0-195-3)	Jackson (15-147-1)	Ja. Smith (5-84-2)
Nov. 18	Syracuse*	W, 56-10	7-4	4-4	ESPNU	34,265	Williams (9-180-2)	Jackson (14-26-0-270-2)	Ja. Smith (3-95-1)
Nov. 25	at Kentucky								

TEAM STATISTICS

	LOU	OPP
SCORING	424	308
Points Per Game	38.5	28.0
Points Off Turnovers	61	55
FIRST DOWNS	300	223
Rushing	134	87
Passing	148	123
Penalty	18	13
RUSHING YARDAGE	2653	1619
Yards gained rushing	2860	1932
Yards lost rushing	207	313
Rushing Attempts	413	416
Average Per Rush	6.4	3.9
Average Per Game	241.2	147.2
TDs Rushing	29	18
PASSING YARDAGE	3511	2684
Comp-Att-Int	249-412-6	205-346-12
Average Per Pass	8.5	7.8
Average Per Catch	14.1	13.1
Average Per Game	319.2	244.0
TDs Passing	25	18
TOTAL OFFENSE	6164	4303
Total Plays	825	762
Average Per Play	7.5	5.6
Average Per Game	560.4	391.2
KICK RETURNS: #-Yards	22-433	51-1038
PUNT RETURNS: #-Yards	21-123	17-108
INT RETURNS: #-Yards	12-229	6-106
KICK RETURN AVERAGE	19.7	20.4
PUNT RETURN AVERAGE	5.9	6.4
INT RETURN AVERAGE	19.1	17.7
FUMBLES-LOST	14-11	20-8
PENALTIES-Yards	70-567	56-533
Average Per Game	51.5	48.5
PUNTS-Yards	40-1745	58-2646
Average Per Punt	43.6	45.6
Net punt average	39.9	41.4
KICKOFFS-Yards	76-4636	57-3539
Average Per Kick	61.0	62.1
Net kick average	39.8	41.3
TIME OF POSSESSION/Game	30:31	29:29
3RD-DOWN Conversions	70/154	61/151
3rd-Down Pct	45%	40%
4TH-DOWN Conversions	14/25	9/15
4th-Down Pct	56%	60%
SACKS BY-Yards	22-167	27-139
MISC YARDS	7	0
TOUCHDOWNS SCORED	56	41
FIELD GOALS-ATTEMPTS	12-14	7-12
ON-SIDE KICKS	0-2	0-1
RED-ZONE SCORES	(39-46) 85%	(27-31) 87%
RED-ZONE TOUCHDOWNS	(29-46) 63%	(23-31) 74%
PAT-ATTEMPTS	(50-51) 98%	(39-40) 98%
ATTENDANCE	276957	205464
Games/Avg Per Game	6/46160	4/51366
Neutral Site Games		1/42647

SCORE BY QUARTERS

	1st	2nd	3rd	4th	Total
LOUISVILLE	97	110	98	119	424
Opponents	62	81	70	95	308

RUSHING

	GP	Att	Gain	Loss	Net	Avg	TD	Long	Avg.
Jackson, Lam.	11	190	1439	152	1287	6.8	17	68	117.0
Williams, Mal.	9	60	523	14	509	8.5	4	74	56.6
Bonnafon, Reg.	11	77	395	12	383	5.0	5	64	34.8
Williams, Dae	4	29	172	2	170	5.9	2	25	42.5
Smith, Trey	9	18	102	0	102	5.7	0	15	11.3
Wilson, Col.	3	6	69	0	69	11.5	0	21	23.0
Samuel, Tra.	11	4	46	0	46	11.5	0	15	4.2
Pass, Jaw.	5	12	60	21	39	3.2	1	34	7.8
Trotter, Har.	6	4	29	2	27	6.8	0	13	4.5
Little, Tob.	7	5	17	1	16	3.2	0	10	2.3
Smith, Jer.	1	5	8	0	8	1.6	0	5	8.0
TEAM	5	3	0	3	-3	-1.0	0	0	-0.6
Total.....	11	413	2860	207	2653	6.4	29	74	241.2
Opponents.....	11	416	1932	313	1619	3.9	18	81	147.2

PASSING

	G	Effic	Cmp-Att-Int	Pct	Yds	TD	Lng	Avg.
Jackson, Lam.	11	149.43	226-378-6	59.8	3273	23	78	297.5
Pass, Jaw.	5	150.28	23-33-0	69.7	238	2	31	47.6
Bonnafon, Reg.	11	0.00	0-1-0	0.0	0	0	0	0.0
Total.....	11	149.13	249-412-6	60.4	3511	25	78	319.2
Opponents.....	11	134.64	205-346-12	59.2	2684	18	79	244.0

RECEIVING

	G	No.	Yds	Avg	TD	Long	Avg/G
Smith, Jay.	8	47	798	17.0	5	75	99.8
Fitzpatrick, De	11	43	662	15.4	8	48	60.2
Dawkins, Set.	10	37	577	15.6	4	65	57.7
Standberry, Ch.	11	26	282	10.8	3	25	25.6
Bonnafon, Reg.	11	20	155	7.8	1	34	14.1
Samuel, Tra.	11	19	313	16.5	0	78	28.5
Williams, Mal.	9	14	136	9.7	0	28	15.1
Reed, Cor.	10	8	145	18.1	0	57	14.5
Crum, Mic.	8	8	99	12.4	0	21	12.4
Averett, Kem.	8	6	63	10.5	1	22	7.9
Spence, Emo.	2	5	48	9.6	0	15	24.0
Davis, Jor.	10	4	88	22.0	1	69	8.8
Bagley, Jav.	6	4	43	10.8	2	16	7.2
Johnson, Jos.	8	3	52	17.3	0	31	6.5
Wilson, Col.	3	2	15	7.5	0	8	5.0
Little, Tob.	7	1	24	24.0	0	24	3.4
Williams, Dae	4	1	7	7.0	0	7	1.8
Smith, Trey	9	1	4	4.0	0	4	0.4
Total.....	11	249	3511	14.1	25	78	319.2
Opponents.....	11	205	2684	13.1	18	79	244.0

PUNTING

	No.	Yds	Avg	Long	TB	FC	I20	+50	BI
King, Mas.	39	1718	44.1	58	2	10	9	10	0
TEAM	1	27	27.0	27	0	0	0	0	1
Total.....	40	1745	43.6	58	2	10	9	10	1
Opponents.....	58	2646	45.6	66	6	12	25	17	0

**INTERCEPTIONS**

	No.	Yds	Avg	TD	Long
Washington, Tru	4	81	20.2	1	37
Smith, TreS.	2	0	0.0	0	0
Williams, Chu.	2	2	1.0	0	2
Thomas, Sta.	1	61	61.0	1	61
Alexander, Jai.	1	0	0.0	0	0
Pass, Kha.	1	40	40.0	0	40
Smith, Dee	1	45	45.0	0	45
Total.....	12	229	19.1	2	61
Opponents.....	6	106	17.7	2	44

PUNT RETURNS

	No.	Yds	Avg	TD	Long
Yeast, Rus.	10	33	3.3	0	21
Bonnafon, Reg.	9	81	9.0	0	33
Smith, Jay.	1	3	3.0	0	3
Alexander, Jai.	1	6	6.0	0	6
Total.....	21	123	5.9	0	33
Opponents.....	17	108	6.4	0	32

KICK RETURNS

	No.	Yds	Avg	TD	Long
Samuel, Tra.	11	203	18.5	0	35
Dawkins, Set.	9	205	22.8	0	43
Trotter, Har.	1	13	13.0	0	13
Standberry, Ch.	1	12	12.0	0	12
Alexander, Jai.	0	0	0.0	0	0
Total.....	22	433	19.7	0	43
Opponents.....	51	1038	20.4	1	94

FIELD GOALS

	FG-A	Pct	01-19	20-29	30-39	40-49	50-99	Lg	Blk
Creque, Bla.	12-14	91.3	1-1	2-2	6-7	3-4	0-0	48	0

KICKOFFS

	No.	Yds	Avg	TB	OB	Retn	Net	YdLn
Creque, Bla.	73	4463	61.1	22	3			
Johnson, Aus.	2	111	55.5	1	0			
O'Hara, Eva.	1	62	62.0	0	0			
Total.....	76	4636	61.0	23	3	1038	39.8	25
Opponents.....	57	3539	62.1	30	4	433	41.3	23

SCORING

	TD	FGs	Kick	Rush	Rcv	Pass	DXP	Saf	Points
Jackson, Lam.	17	0-0	0-0	0-1	0	1-4	0	0	102
Creque, Bla.	0	12-14	50-51	0-0	0	0-0	0	0	86
Fitzpatrick, De	8	0-0	0-0	0-0	0	0-0	0	0	48
Bonnafon, Reg.	6	0-0	0-0	0-0	0	0-0	0	0	36
Smith, Jay.	5	0-0	0-0	0-0	1	0-0	0	0	32
Williams, Mal.	4	0-0	0-0	0-0	0	0-0	0	0	24
Dawkins, Set.	4	0-0	0-0	0-0	0	0-0	0	0	24
Standberry, Ch.	3	0-0	0-0	0-0	0	0-0	0	0	18
Bagley, Jav.	2	0-0	0-0	0-0	0	0-0	0	0	12
Williams, Dae	2	0-0	0-0	0-0	0	0-0	0	0	12
Averett, Kem.	1	0-0	0-0	0-0	0	0-0	0	0	6
Davis, Jor.	1	0-0	0-0	0-0	0	0-0	0	0	6
Thomas, Sta.	1	0-0	0-0	0-0	0	0-0	0	0	6
Washington, Tru	1	0-0	0-0	0-0	0	0-0	0	0	6
Pass, Jaw.	1	0-0	0-0	0-0	0	0-0	0	0	6
Total.....	56	12-14	50-51	0-1	1	1-4	0	0	424

Opponents.....	41	7-12	39-40	0-0	1	1-1	0	0	308
----------------	----	------	-------	-----	---	-----	---	---	-----

TOTAL OFFENSE

	G	Plays	Rush	Pass	Total	Avg/G
Jackson, Lam.	11	568	1287	3273	4560	414.5
Williams, Mal.	9	60	509	0	509	56.6
Bonnafon, Reg.	11	78	383	0	383	34.8
Pass, Jaw.	5	45	39	238	277	55.4
Williams, Dae	4	29	170	0	170	42.5
Smith, Trey	9	18	102	0	102	11.3
Wilson, Col.	3	6	69	0	69	23.0
Samuel, Tra.	11	4	46	0	46	4.2
Trotter, Har.	6	4	27	0	27	4.5
Little, Tob.	7	5	16	0	16	2.3
Smith, Jer.	1	5	8	0	8	8.0
TEAM	5	3	-3	0	-3	-0.6
Total.....	11	825	2653	3511	6164	560.4
Opponents.....	11	762	1619	2684	4303	391.2

ALL-PURPOSE

	G	Rush	Rec	PR	KOR	IR	Tot	Avg/G
Jackson, Lam.	11	1287	0	0	0	0	1287	117.0
Smith, Jay.	8	0	798	3	0	0	801	100.1
Dawkins, Set.	10	0	577	0	205	0	782	78.2
Fitzpatrick, De	11	0	662	0	0	0	662	60.2
Williams, Mal.	9	509	136	0	0	0	645	71.7
Bonnafon, Reg.	11	383	155	81	0	0	619	56.3
Samuel, Tra.	11	46	313	0	203	0	562	51.1
Standberry, Ch.	11	0	282	0	12	0	294	26.7
Williams, Dae	4	170	7	0	0	0	177	44.2
Reed, Cor.	10	0	145	0	0	0	145	14.5
Smith, Trey	9	102	4	0	0	0	106	11.8
Crum, Mic.	8	0	99	0	0	0	99	12.4
Davis, Jor.	10	0	88	0	0	0	88	8.8
Wilson, Col.	3	69	15	0	0	0	84	28.0
Washington, Tru	11	0	0	0	0	81	81	7.4
Averett, Kem.	8	0	63	0	0	0	63	7.9
Thomas, Sta.	8	0	0	0	0	61	61	7.6
Johnson, Jos.	8	0	52	0	0	0	52	6.5
Spence, Emo.	2	0	48	0	0	0	48	24.0
Smith, Dee	10	0	0	0	0	45	45	4.5
Bagley, Jav.	6	0	43	0	0	0	43	7.2
Little, Tob.	7	16	24	0	0	0	40	5.7
Trotter, Har.	6	27	0	0	13	0	40	6.7
Pass, Kha.	11	0	0	0	0	40	40	3.6
Pass, Jaw.	5	39	0	0	0	0	39	7.8
Yeast, Rus.	11	0	0	33	0	0	33	3.0
Alexander, Jai.	5	0	0	6	0	0	13	2.6
Smith, Jer.	1	8	0	0	0	0	8	8.0
Williams, Chu.	11	0	0	0	0	2	2	0.2
TEAM	5	-3	0	0	0	0	-3	-0.6
Total.....	11	2653	3511	123	433	229	6956	632.4
Opponents.....	11	1619	2684	108	1038	106	5555	505.0



DEFENSIVE STATISTICS

		GP	Solo	Ast	Total	TFL/Yds	Sacks	Int-Yds	BrUp	QBH	Rcv-Yds	FF	Blk	Saf
17	Etheridge, Dor.	11-11	34	35	69	3.0-4	.	.	2	.	1-0	.	.	.
22	Williams, Chu.	11-11	41	27	68	.	.	2-2	4	.	.	3	.	.
24	Cannon, Zyk.	11-10	37	26	63	2.5-7	.	.	3	3
32	Thomas, Sta.	8-8	26	24	50	5.5-18	1.0-5	1-61	3	1	1-0	.	.	.
91	Young, Tre.	11-10	26	24	50	8.0-25	2.5-13	.	5	7	1-0	.	1	.
58	Greenard, Jon.	11-4	23	15	38	13.5-92	6.0-67	.	1	6	.	1	.	.
99	Hearns, Jam.	11-8	27	11	38	13.5-62	7.0-48	.	2	2	1-0	4	.	.
11	Smith, Dee	10-3	22	15	37	.	.	1-45	1	1
30	Pass, Kha.	11-5	22	14	36	3.0-16	.	1-40	1	1	.	1	.	.
20	Walker, Ron.	11-2	24	9	33	1.0-1	.	.	2
15	Washington, Tru	11-10	23	10	33	1.0-8	1.0-8	4-81	8
4	Smith, TreS.	11-3	18	12	30	4.0-15	1.0-8	2-0
94	Robinson, G.G.	11-6	8	18	26	3.0-6	.	.	1
42	Stewart, Isa.	10-2	15	11	26	2.0-4	.	.	.	1	.	1	.	.
9A	Avery, C.J.	11-1	11	14	25	0.5-1	1-4	.	.	.
90	Richardson, De.	11-10	12	13	25	2.0-3
6	Yeast, Rus.	11-6	13	7	20	1.0-3	.	.	1
96	Famurewa, Hen.	11-3	11	9	20	3.0-13	2.0-9	.	.	3	1-0	.	.	.
98	Peterson, Tab.	11-0	8	9	17	.	.	.	1	1	.	1	.	.
10	Alexander, Jai.	5-4	7	6	13	1.0-4	.	1-0	3
21	Iakopo, Lon.	10-1	6	6	12	1.5-9	1.0-9
14	Bailey, Dre.	9-3	5	5	10	.	0.5-0	1	.
53	Caban, Amo.	8-0	6	2	8
62	Dorsey, Der.	9-0	2	6	8	1
35	Thomas, Lam.	11-0	5	2	7	1-0	.	.	.
43	Smith, Dami.	9-0	2	3	5
31	Staples, Mal.	5-0	1	2	3
3	Sturghill, Cor.	4-0	3	.	3
52	Hall, Mit.	11-0	1	2	3
33	Wilson, Col.	3-0	1	1	2
2	Reed, Cor.	11-0	1	1	2
8	Jackson, Lam.	11-11	1	.	1
39	Floyd, Ant.	2-0	1	.	1
1	Samuel, Tra.	11-5	1	.	1
93	McCrae, Gar.	6-0	.	1	1
80	Standberry, Ch.	11-9	1	.	1
TM	TEAM	5-0	1-0	.	.	.
Total.....		11-0	445	340	785	69-291	22-167	12-229	38	27	8-4	11	2	.
Opponents.....		11-0	487	280	767	54.0-197	27-139	6-106	41	27	11-119	10	2	.

GAME EXPERIENCE

Player	'17	'16	'15	'14	Tot
Jaire Alexander	5	13	12	-	30
Kemari Averett	8	-	-	-	8
C.J. Avery	11	-	-	-	11
Javonte Bagley	6	8	12	4	30
Drew Bailey	9	13	13	-	35
Mekhi Becton	10	-	-	-	10
Robbie Bell	11	-	-	-	11
Cole Bentley	5	-	-	-	5
P.J. Blue	-	-	-	-	-
Reggie Bonnafon	11	13	11	10	45
Danny Burns	2	1	-	-	3
Amonte Caban	8	13	-	-	21
Zykiesis Cannon	11	12	10	9	42
Caleb Chandler	2	-	-	-	2
Geron Christian	11	13	13	-	37
Blanton Cregue	11	12	-	-	23
Micky Crum	8	8	12	-	28
Jordan Davis	10	-	-	-	10
Seth Dawkins	10	12	-	-	22
Derek Dorsey	9	-	-	-	9
Jack Duane	2	-	-	-	2
Dorian Etheridge	11	-	-	-	11
Henry Famurewa	11	9	-	1	21
Dez Fitzpatrick	11	-	-	-	11
Anthony Floyd	1	-	-	-	1
Linwood Foy	5	4	-	-	9
Jonathan Greenard	11	12	-	-	23
Mitch Hall	11	-	-	-	11
Tyler Haycraft	9	6	-	-	15

Player	'17	'16	'15	'14	Tot
James Hearns	11	12	12	-	35
London Iakopo	10	4	-	-	14
Lamar Jackson	11	13	12	-	36
Anthony Johnson	-	-	-	-	-
Austin Johnson	2	-	-	-	2
Josh Johnson	8	-	-	-	8
Kam Jones	-	-	-	-	-
Mason King	11	13	-	-	24
Tobias Little	7	-	-	-	7
Vince Lococo	1	-	-	-	1
Brendan Lowery	1	-	-	-	1
Justin Marshall	-	-	-	-	-
Max Martin	2	-	-	-	2
Gary McCrae	6	2	-	-	8
Lukayus McNeil	11	13	12	-	36
Evan O'Hara	1	6	-	-	7
Rodney Owens	-	-	-	-	-
Khane Pass	11	12	-	-	23
Jawon Pass	5	-	-	-	5
Devante Peete	-	13	-	-	13
Tabarius Peterson	11	-	-	-	11
Tyler Polston	5	-	4	-	9
Corey Reed	10	-	-	-	10
D. Richardson	11	13	-	-	24
G.G. Robinson	11	10	-	-	21
Toriano Roundtree	4	13	-	-	17
Ronald Rudd	-	-	-	-	-
Traveon Samuel	11	13	13	-	37

Player	'17	'16	'15	'14	Tot
Nathan Scheler	4	7	-	-	11
Damien Smith	8	8	-	-	16
Dee Smith	10	12	6	-	28
Jaylen Smith	8	13	13	-	34
Jeremy Smith	1	13	11	-	25
TreSean Smith	11	-	-	-	11
Trey Smith	9	7	-	-	16
Emonee Spence	2	-	7	-	9
Charles Standberry	11	11	13	13	48
Malik Staples	5	13	-	-	18
Isaac Stewart	10	13	13	-	36
Lyn Strange	5	-	-	-	5
Cornelius Sturghill	4	-	7	-	11
Taylor-Yamonooha	1	-	-	-	1
Jordan Thomas	-	-	-	-	-
Kenny Thomas	11	12	7	-	30
Lamarques Thomas	11	2	-	-	13
Stacy Thomas	8	13	13	13	47
Caleb Tillman	3	-	-	-	3
Harry Trotter	6	-	-	-	6
Ronald Walker	11	12	-	-	23
Tru. Washington	11	12	13	8	44
Chucky Williams	11	13	13	10	47
Dae Williams	4	-	-	-	4
Malik Williams	9	11	-	-	20
Colin Wilson	3	-	-	-	3
Russ Yeast	11	-	-	-	11
Trevon Young	11	-	12	11	34



OFFENSIVE STARTERS

OPPONENT	LT	LG	C	RG	RT	WR/TE	WR/TE	WR	WR/RB	RB	QB
Purdue	Christian	Thomas	Bell	McNeil	Becton	Standberry	Samuel	Ja. Smith	Dawkins	Bonnafon	Jackson
North Carolina	Christian	Thomas	Bell	McNeil	Becton	Standberry	Davis	Ja. Smith	Dawkins	Bonnafon	Jackson
Clemson	Christian	Thomas	Bell	McNeil	Becton	Standberry	Samuel	Ja. Smith	Dawkins	M. Williams	Jackson
Kent State	Christian	Thomas	Bell	McNeil	Becton	Standberry	Davis	Fitzpatrick	Dawkins	Bonnafon	Jackson
Murray State	Christian	Thomas	Bell	McNeil	Becton	Standberry	Davis	Fitzpatrick	Dawkins	Bonnafon	Jackson
NC State	Christian	Thomas	Bell	McNeil	Becton	Standberry	Crum	Fitzpatrick	Dawkins	Bonnafon	Jackson
Boston College	Christian	Thomas	Bell	McNeil	Becton	Crum	Samuel	Ja. Smith	Fitzpatrick	Bonnafon	Jackson
Florida St.	Christian	Thomas	Bell	McNeil	Becton	Crum	Standberry	Ja. Smith	Fitzpatrick	Bonnafon	Jackson
Wake Forest	Christian	Thomas	Bell	McNeil	Becton	Samuel	Fitzpatrick	Ja. Smith	Ma. Williams	Bonnafon	Jackson
Virginia	Christian	Thomas	Bell	Bentley	McNeil	Standberry	Averett	Ja. Smith	Dawkins	M. Williams	Jackson
Syracuse	Christian	Thomas	Bell	McNeil	Bentley	Standberry	Samuel	Ja. Smith	Dawkins	M. Williams	Jackson
Kentucky											

DEFENSIVE STARTERS

OPPONENT	LE	NT	DT	OLB/DE	ILB	ILB	OLB/S	CB	S	S	CB
Purdue	Hearns	Richardson	Bailey	Young	Thomas	Etheridge	Pass	Alexander	Cannon	Williams	Washington
North Carolina	Hearns	Richardson	Bailey	Young	Thomas	Etheridge	Pass	Walker	Cannon	Williams	Washington
Clemson	Hearns	Richardson	Robinson	Young	Thomas	Etheridge	Pass	Walker	Cannon	Williams	Washington
Kent State	Hearns	Richardson	Famurewa	Young	Iakopo	Etheridge	Avery	Yeast	Cannon	Williams	Washington
Murray State	Hearns	Richardson	Famurewa	Young	Thomas	Etheridge	Pass	Yeast	Cannon	Williams	Washington
NC State	Hearns	Richardson	Robinson	Young	Thomas	Etheridge	Pass	Yeast	Cannon	Williams	Washington
Boston College	Greenard	Famurewa	Robinson	Young	Stewart	Etheridge	Dee Smith	Yeast	TreS. Smith	Williams	Alexander
Florida St.	Greenard	Richardson	Robinson	Young	Stewart	Etheridge	Dee Smith	Yeast	Cannon	Williams	Washington
Wake Forest	Greenard	Richardson	Robinson	Young	Thomas	Etheridge	TreS. Smith	Yeast	Cannon	Williams	Washington
Virginia	Greenard	Richardson	Bailey	Hearns	Thomas	Etheridge	TreS. Smith	Alexander	Cannon	Williams	Washington
Syracuse	Hearns	Richardson	Robinson	Hearns	Thomas	Etheridge	Dee Smith	Alexander	Cannon	Williams	Washington
Kentucky											

STARTING EXPERIENCE

Player	'14	'15	'16	'17	Tot	Player	'14	'15	'16	'17	Tot	Player	'14	'15	'16	'17	Tot
Geron Christian	-	13	13	11	37	De'Asian Richardson	1	0	3	10	14	Malik Williams	-	-	-	4	4
Chucky Williams	-	12	13	11	36	Robbie Bell	-	-	-	11	11	Jordan Davis	-	-	-	3	3
Trumaine Washington	0	12	11	11	33	Dorian Etheridge	-	-	-	11	11	Henry Famurewa	-	-	-	3	3
Lamar Jackson	-	8	13	11	32	Micky Crum	-	6	1	3	10	Ronald Walker	-	-	1	2	3
Lukayus McNeil	-	9	12	11	32	Seth Dawkins	-	-	2	8	10	TreSean Smith	-	-	-	3	3
Reggie Bonnafon	5	2	8	8	23	Charles Standberry	1	0	0	9	10	Cole Bentley	-	-	-	2	2
Jaylen Smith	-	10	5	8	23	Mekhi Becton	-	-	-	9	9	Jeremy Smith	-	0	2	0	2
Zykiesis Cannon	0	1	10	10	21	Traveon Samuel	0	1	2	5	8	Isaac Stewart	-	0	0	2	2
James Hearns	-	0	12	8	20	Dee Smith	-	0	4	3	7	Kemari Averett	-	-	-	1	1
Stacy Thomas	0	0	11	8	19	Khane Pass	-	-	1	5	6	C.J. Avery	-	-	-	1	1
Trevon Young	-	8	-	10	18	Russ Yeast	-	-	-	6	6	London Iakopo	-	-	-	1	1
Jaire Alexander	-	1	13	4	18	Dez Fitzpatrick	-	-	-	6	6						
Kenny Thomas	-	4	1	11	16	G.G. Robinson	-	-	-	6	6						
Drew Bailey	-	-	12	3	15	Jonathan Greenard	-	-	1	4	5						



TEAM GAME-BY-GAME STATISTICS

	Score	First Downs	Rushing No-Yds-TD	Passing C-A-I-Yds-TD	Total Off. Plays-Yds	Punts No.-Avg.	Fumbles No.-Lost	Penalties No.-Yds	KO Ret. No.-Yds	Punt Ret. No.-Yds	Int. No.-Yds	3rd-Dwn Conversn	TOP	TO
Purdue	28	25	21-51-0	33-57-3-293-4	78-344	5-48.6	2-1	6-69	6-80	2-9	0-0	5-14	28:09	4
LOUISVILLE	35	27	33-146-1	30-46-0-378-2	79-524	4-39.8	3-3	16-110	2-62	3-39	3-61	7-16	31:51	3
North Carolina	35	20	23-17-1	29-38-0-384-3	61-401	4-214	2-0	5-50	7-219	0-0	0-0	3-10	24:04	0
LOUISVILLE	47	35	44-312-3	25-39-0-393-3	83-705	1-36	0-0	6-61	2-35	1-8	0-0	9-15	35:56	0
Clemson	47	25	48-297-4	23-33-0-316-1	81-613	4-207	0-0	4-30	2-30	3-9	1-44	9-17	35:32	0
LOUISVILLE	21	21	27-116-0	21-42-1-317-3	69-433	8-350	0-0	4-35	5-105	1-3	0-0	5-16	24:28	1
Kent State	3	11	54-139-0	2-5-1-11-0	59-150	8-369	2-2	5-45	3-44	0-0	2-13	5-15	36:42	3
LOUISVILLE	42	23	27-165-3	23-30-2-374-2	57-539	1-45	2-2	4-30	0-0	3-8	1-37	4-10	23:18	4
Murray State	10	5	22-19-0	10-21-0-61-0	43-80	9-421	1-1	4-59	6-97	1-0	0-0	2-12	22:09	1
LOUISVILLE	55	38	46-312-3	32-45-0-364-4	91-676	1-45	2-2	7-69	2-25	5-24	0-0	7-13	37:51	2
NC State	39	23	39-153-3	20-32-0-367-1	71-520	3-135	2-1	6-50	4-105	2-3	1-25	5-12	30:33	1
LOUISVILLE	25	25	29-116-2	26-48-1-354-1	77-470	5-203	0-0	10-69	3-71	0-0	0-0	9-16	29:27	1
Boston College	45	27	59-364-5	12-25-1-191-1	87-555	6-235	2-0	1-10	3-63	4-64	1-24	9-18	30:30	1
LOUISVILLE	42	25	36-293-4	19-39-1-332-2	75-625	6-286	1-1	4-30	3-47	1-(1)	1-0	5-15	29:30	2
Florida State	28	23	38-155-1	16-28-2-248-2	66-403	3-126	2-1	4-40	2-45	3-18	0-0	6-12	31:10	3
LOUISVILLE	31	22	44-293-3	13-21-0-156-1	65-449	3-149	1-1	2-13	1-12	1-0	2-44	5-10	28:50	1
Wake Forest	42	26	39-164-1	28-34-0-461-5	73-625	2-77	3-1	6-55	4-50	2-5	1-0	8-13	26:01	1
LOUISVILLE	32	30	42-191-3	28-46-1-332-1	88-523	5-196	1-0	0-0	2-31	1-(2)	0-0	6-16	33:59	1
Virginia	21	16	28-63-2	19-36-1-214-1	64-277	8-354	3-1	8-73	7-152	0-0	0-0	6-15	30:01	2
LOUISVILLE	38	27	43-298-2	15-26-0-195-3	69-493	3-121	4-2	6-65	2-45	5-44	1-45	4-11	29:59	2
Syracuse	10	22	45-197-1	13-34-4-138-0	79-335	6-265	1-0	7-52	7-153	0-0	0-0	3-13	29:31	4
LOUISVILLE	56	27	42-411-5	17-30-0-316-3	72-727	3-155	0-0	11-85	0-0	0-0	4-42	9-16	30:29	0

TURNOVERS/OPENING DRIVES

LOUISVILLE GIVEAWAY/TAKEAWAY

Game	Fum	Int	Tot	Fum	Int	Tot	Dif.
Purdue	2	0	2	1	3	4	+2
North Carolina	0	0	0	0	0	0	+2
Clemson	0	1	1	0	0	0	+1
Kent State	2	2	4	2	1	3	0
Murray State	2	0	2	1	0	1	-1
NC State	0	1	1	1	0	1	-1
Boston College	1	1	2	0	1	1	-2
Florida State	1	0	1	1	2	3	0
Wake Forest	0	1	1	1	0	1	0
Virginia	1	1	2	2	0	2	0
Syracuse	0	0	0	0	4	4	+4

FUMBLES

Name	Fumbles-Lost
Jackson, L., QB	6-3
Smith, Jay., WR	2-2
Bonnafon, Reg., RB	1-1
Johnson, J., WR	1-1
Reed, C., WR	1-1
Smith, Jer., RB	1-1
Williams, Mal., RB	1-1
TEAM	1-1

CARDS ON OPENING DRIVES

Game	1st Half	Second Half
Purdue	Fumble	Field Goal
North Carolina	Field Goal	Touchdown
Clemson	Punt	Interception
Kent State	Touchdown	Interception
Murray State	Touchdown	Fumble
NC State	Punt	Field Goal
Boston College	Touchdown	Punt
Florida State	Touchdown	Touchdown
Wake Forest	Punt	Punt
Virginia	Punt	Touchdown
Syracuse	Touchdown	Touchdown

CARDS ON OPENING DEFENSE DRIVES

Game	1st Half	Second Half
Purdue	Punt	Punt
North Carolina	Touchdown	Punt
Clemson	Touchdown	Punt
Kent State	Punt	Fumble
Murray State	Punt	Touchdown
NC State	Fumble	Missed FG
Boston College	Punt	Missed FG
Florida State	Touchdown	Missed FG
Wake Forest	Touchdown	Fumble
Virginia	Touchdown	Punt
Syracuse	Interception	Interception

CARDS ON COIN FLIPS

Game	Flip	Result
Purdue	Won (O)	W, 35-28
North Carolina	Won (O)	W, 47-35
Clemson	Lost (O)	L, 21-47
Kent State	Lost (O)	W, 42-3
Murray State	Lost (D)	W, 55-10
NC State	Lost (O)	L, 25-39
Boston College	Lost (O)	L, 42-45
Florida State	Won (O)	W, 31-28
Wake Forest	Won (O)	L, 32-42
Virginia	Lost (O)	W, 38-21
Syracuse	Lost (O)	W, 56-10



INDIVIDUAL GAME-BY-GAME STATISTICS

PASSING

#8 Jackson, L.	Att	Comp	Int	Pct	Yards	TD	Long	Sack	Yds	Effic
Purdue	46	30	0	65.2	378	2	39	0	0	148.6
North Carolina	39	25	0	64.1	393	3	75	2	7	174.1
Clemson	42	21	1	50.0	317	3	78	5	23	132.2
Kent State	22	18	2	81.8	299	2	69	1	7	207.8
Murray State	26	18	0	69.2	249	3	57	0	0	187.8
NC State	47	26	1	55.3	354	1	65	4	24	121.4
Boston College	39	19	1	48.7	332	2	48	0	0	132.0
Florida State	21	13	0	61.9	156	1	26	2	6	140.0
Wake Forest	44	27	1	61.4	330	1	26	6	31	127.3
Virginia	26	15	0	57.7	195	3	35	2	11	158.8
Syracuse	26	14	0	53.8	270	2	72	1	9	166.5
TOTALS	378	226	6	59.8	3273	23	78	23	118	149.4

PASSING

#4 Pass, J.	Att	Comp	Int	Pct	Yards	TD	Long	Sack	Yds	Effic
Kent State	8	5	0	62.5	75	0	31	0	0	141.2
Murray State	19	14	0	73.7	115	1	18	3	19	141.9
Wake Forest	2	1	0	50.0	2	0	2	1	2	58.4
Syracuse	4	3	0	75.0	46	1	29	0	0	254.1
TOTALS	33	23	0	69.7	238	2	31	4	21	150.3

PASSING

#7 Bonnafon, R.	Att	Comp	Int	Pct	Yards	TD	Long	Sack	Yds	Effic
NC State	1	0	0	0.0	0	0	0	0	0	0.0
TOTALS	1	0	0	0.0	0	0	0	0	0	0.0

RUSHING	No-Yds/TD	PU	UNC	CLE	KEN	MUR	NCST	BC	FSU	WF	VA	SYR	UK
Jackson, Lam.	190-1287/17	21-107/0	19-132/3	17-64/0	8-34/1	7-100/1	19-73/2	22-180/3	23-178/1	27-161/3	15-147/1	12-111/2	
Williams, Mal.	60-509/4	-	13-149/0	6-35/0	9-47/2	5-13/0	6-30/0	DNP	DNP	2-0/0	10-55/0	9-180/2	
Bonnafon, Reg.	77-383/5	6-33/1	10-22/0	4-17/0	3-18/0	4-26/1	4-13/0	12-107/1	16-74/1	10-22/0	3-8/0	5-43/1	
Williams, Dae	29-170/2	DNP	DNP	DNP	DNP	DNP	DNP	DNP	5-41/1	1-2/0	15-88/1	8-39/0	
Smith, Trey	18-102/0	-	-	-	1-5/0	11-67/0	DNP	2-6/0	-	-	DNP	4-24/0	
Wilson, Col.	6-69/0	DNP	DNP	-	3-33/0	3-36/0	DNP	DNP	DNP	DNP	DNP	DNP	
Samuel, Tra.	4-46/0	-	1-10/0	-	1-15/0	1-13/0	-	-	-	1-8/0	-	-	
Pass, Jaw.	12-39/1	DNP	DNP	DNP	1-0/0	9-36/1	DNP	DNP	DNP	1--2/0	-	1-5/0	
Trotter, Har.	4-27/0	DNP	DNP	-	1-13/0	2-11/0	DNP	-	DNP	-	-	1-3/0	
Little, Tob.	5-16/0	DNP	DNP	DNP	-	3-10/0	DNP	-	-	-	-	2-6/0	
Smith, Jer.	5-8/0	5-8/0	DNP	DNP	DNP	DNP	DNP	DNP	DNP	DNP	DNP	DNP	
TEAM	3-3/0	1--2/0	1--1/0	DNP	DNP	1-0/0	-	DNP	DNP	-	DNP	DNP	

RECEIVING	No-Yds/TD	PU	UNC	CLE	KEN	MUR	NCST	BC	FSU	WF	VA	SYR	UK
Smith, Jay.	47-798/5	8-117/0	9-183/1	5-79/1	DNP	DNP	DNP	6-118/0	5-49/0	6-73/0	5-84/2	3-95/1	
Fitzpatrick, De	43-662/8	4-95/1	4-78/2	2-38/1	2-24/0	4-45/2	10-134/0	7-127/1	1-13/0	5-56/0	1-1/0	3-51/1	
Dawkins, Set.	37-577/4	4-56/0	3-45/0	4-28/0	4-75/1	3-34/0	5-133/1	DNP	1-26/1	5-65/0	5-55/1	3-60/0	
Samuel, Tra.	19-313/0	5-55/0	1-6/0	2-100/0	-	2-26/0	1-2/0	-	1-13/0	5-72/0	1-35/0	1-4/0	
Standberry, Ch.	26-282/3	2-12/0	1-15/0	4-34/1	2-19/0	4-43/1	2-20/0	2-38/0	2-34/0	2-26/1	2-10/0	3-31/0	
Bonnafon, Reg.	20-155/1	3-5/0	3-21/0	-	2-30/0	2-19/0	3-7/0	1-3/0	2-14/0	3-22/0	-	1-34/1	
Reed, Cor.	8-145/0	-	-	-	-	4-94/0	3-41/0	-	-	-	-	1-10/0	
Williams, Mal.	14-136/0	2-17/0	2-18/0	3-36/0	4-43/0	1-6/0	1-9/0	DNP	DNP	-	-	1-7/0	
Crum, Mic.	8-99/0	1-18/0	1-21/0	1-2/0	DNP	3-30/0	1-8/0	1-20/0	-	-	DNP	DNP	
Davis, Jor.	4-88/1	1-3/1	1-6/0	-	1-69/0	1-10/0	DNP	-	-	-	-	-	
Averett, Kem.	6-63/1	DNP	DNP	DNP	-	2-13/0	-	1-22/1	-	2-18/0	1-10/0	-	
Johnson, Jos.	3-52/0	DNP	-	DNP	2-48/0	-	DNP	1-4/0	-	-	-	-	
Spence, Emo.	5-48/0	DNP	DNP	DNP	3-27/0	2-21/0	DNP	DNP	DNP	DNP	DNP	DNP	
Bagley, Jav.	4-43/2	DNP	DNP	DNP	2-31/1	2-12/1	DNP	-	-	-	DNP	-	
Little, Tob.	1-24/0	DNP	DNP	DNP	-	-	DNP	-	-	-	-	1-24/0	
Wilson, Col.	2-15/0	DNP	DNP	-	1-8/0	1-7/0	DNP	DNP	DNP	DNP	DNP	DNP	
Williams, Dae	1-7/0	DNP	DNP	DNP	DNP	DNP	DNP	DNP	1-7/0	-	-	-	
Smith, Trey	1-4/0	-	-	-	-	1-4/0	DNP	-	-	-	DNP	-	



INDIVIDUAL GAME-BY-GAME STATISTICS

TACKLES	UA-A	TOT	PU	UNC	CLE	KEN	MUR	NCST	BC	FSU	WF	VA	SYR	UK
Etheridge, Dor.	34-35	69	1-1	4-4	1-1	4-5	1-1	1-5	9-5	3-2	4-2	1-3	5-6	
Williams, Chu.	41-27	68	6-0	2-1	5-0	0-1	2-3	3-4	6-7	2-1	6-4	4-5	5-1	
Cannon, Zyk.	37-26	63	7-2	4-1	6-3	1-4	2-2	3-2	4-4	2-2	7-3	0-2	1-1	
Young, Tre.	26-24	50	1-2	4-1	3-2	4-2	5-0	3-5	0-2	3-2	1-3	2-3	0-2	
Thomas, Sta.	26-24	50	2-4	1-3	5-5	DNP	4-1	0-2	DNP	DNP	7-3	3-3	4-3	
Greenard, Jon.	23-15	38	2-3	3-1	3-1	2-1	2-1	2-2	5-4	1-1	1-1	1-0	1-0	
Hearns, Jam.	27-11	38	1-2	3-1	6-2	3-2	-	2-1	2-0	2-2	0-1	4-0	4-0	
Smith, Dee	22-15	37	0-1	1-0	3-2	2-0	1-1	1-2	5-2	2-2	DNP	4-2	3-3	
Pass, Kha.	22-14	36	5-1	3-1	3-2	2-1	0-2	4-2	2-0	0-1	1-1	1-3	1-0	
Walker, Ron.	24-9	33	5-1	5-2	6-1	-	1-2	1-1	-	1-0	1-1	2-0	2-1	
Washington, Tru	23-10	33	5-1	3-1	3-1	2-1	-	1-1	0-1	1-2	3-0	2-2	3-0	
Smith, TreS.	18-12	30	1-0	3-0	0-1	2-1	0-2	0-1	5-1	3-1	2-2	1-0	1-3	
Stewart, Isa.	15-11	26	-	-	-	2-0	1-0	-	6-4	5-4	1-2	0-1	DNP	
Robinson, G.G.	8-18	26	1-2	-	1-1	2-3	0-3	1-5	2-1	1-3	-	-	-	
Richardson, De.	12-13	25	0-1	0-2	0-1	3-0	-	1-1	2-1	2-5	1-1	-	3-1	
Avery, C.J.	11-14	25	1-0	0-1	2-1	2-4	1-0	1-2	-	-	-	1-2	3-4	
Famurewa, Hen.	11-9	20	-	2-1	1-4	1-0	0-1	3-0	1-0	1-2	-	1-1	1-0	
Yeast, Rus.	13-7	20	-	-	-	-	3-0	3-2	1-2	1-1	4-1	1-0	0-1	
Peterson, Tab.	8-9	17	1-0	0-1	0-1	2-3	1-0	-	-	2-2	-	1-2	1-0	
Alexander, Jai.	7-6	13	-	DNP	DNP	DNP	DNP	1-1	0-3	DNP	DNP	3-1	3-1	
Iakopo, Lon.	6-6	12	1-1	-	3-0	1-2	-	0-3	-	1-0	-	DNP	-	
Bailey, Dre.	5-5	10	0-3	-	-	DNP	DNP	-	-	0-2	2-0	1-0	2-0	
Caban, Amo.	6-2	8	DNP	0-1	DNP	1-1	1-0	1-0	DNP	-	1-0	1-0	1-0	
Dorsey, Der.	2-6	8	-	-	-	2-2	-	0-1	0-1	DNP	-	DNP	0-2	
Thomas, Lam.	5-2	7	1-0	1-0	1-0	0-1	-	0-1	2-0	-	-	-	-	
Smith, Dami.	2-3	5	-	DNP	-	1-0	DNP	-	-	-	-	-	1-3	
Hall, Mit.	1-2	3	1-1	-	-	-	-	-	-	0-1	-	-	-	
Sturghill, Cor.	3-0	3	DNP	1-0	-	-	DNP	DNP	DNP	2-0	DNP	DNP	DNP	
Staples, Mal.	1-2	3	DNP	DNP	DNP	DNP	1-0	DNP	DNP	-	0-1	-	0-1	
Wilson, Col.	1-1	2	DNP	DNP	-	1-0	0-1	DNP	DNP	DNP	DNP	DNP	DNP	
Reed, Cor.	1-1	2	-	-	0-1	-	1-0	-	-	-	-	-	-	
Jackson, Lam.	1-0	1	1-0	-	-	-	-	-	-	-	-	-	-	
Samuel, Tra.	1-0	1	-	-	-	1-0	-	-	-	-	-	-	-	
Floyd, Ant.	1-0	1	DNP	DNP	DNP	DNP	-	DNP	DNP	DNP	DNP	DNP	1-0	
McCrae, Gar.	0-1	1	DNP	DNP	DNP	DNP	-	DNP	-	-	-	-	0-1	
Standberry, Ch.	1-0	1	1-0	-	-	-	-	-	-	-	-	-	-	

SACKS	UA-A	TOT	PU	UNC	CLE	KEN	MUR	NCST	BC	FSU	WF	VA	SYR	UK
Hearns, Jam.	7-0	7.0	-	-	2.0-12	-	-	-	1.0-5	-	-	3.0-24	1.0-7	
Greenard, Jon.	6-0	6.0	1.0-6	1.0-21	1.0-14	2.0-17	-	-	-	-	-	1.0-9	-	
Young, Tre.	2-1	2.5	1.5-1	-	-	-	-	-	-	1.0-12	-	-	-	
Famurewa, Hen.	2-0	2.0	-	1.0-4	-	-	-	-	-	1.0-5	-	-	-	
Thomas, Sta.	1-0	1.0	-	-	-	DNP	-	-	DNP	DNP	1.0-5	-	-	
Washington, Tru	1-0	1.0	1.0-8	-	-	-	-	-	-	-	-	-	-	
Smith, TreS.	1-0	1.0	-	-	-	-	-	-	1.0-8	-	-	-	-	
Iakopo, Lon.	1-0	1.0	-	-	1.0-9	-	-	-	-	-	-	DNP	-	
Bailey, Dre.	0-1	0.5	0.5-0	-	-	DNP	DNP	-	-	-	-	-	-	

TACKLES FOR LOSS	UA-A	TOT	PU	UNC	CLE	KEN	MUR	NCST	BC	FSU	WF	VA	SYR	UK
Hearns, Jam.	12-3	13.5	-	0.5-0	2.0-12	2.0-5	-	-	1.0-5	1.5-2	0.5-2	3.0-24	3.0-12	
Greenard, Jon.	12-3	13.5	1.5-8	3.0-25	1.0-14	2.0-17	2.0-6	0.5-2	1.5-9	-	-	1.0-9	1.0-2	
Young, Tre.	6-4	8.0	1.0-1	1.0-1	-	2.0-2	1.0-2	0.5-2	0.5-2	1.0-12	1.0-3	-	-	
Thomas, Sta.	4-3	5.5	0.5-1	-	-	DNP	1.0-3	0.5-1	DNP	DNP	3.5-13	-	-	
Smith, TreS.	4-0	4.0	-	-	-	2.0-5	-	-	2.0-10	-	-	-	-	
Etheridge, Dor.	2-2	3.0	0.5-2	-	-	2.0-2	-	-	-	-	-	0.5-0	-	
Pass, Kha.	2-2	3.0	0.5-2	-	1.0-5	1.0-8	0.5-1	-	-	-	-	-	-	
Famurewa, Hen.	3-0	3.0	-	1.0-4	-	1.0-4	-	-	-	1.0-5	-	-	-	
Robinson, G.G.	2-2	3.0	1.5-4	-	-	1.0-2	0.5-0	-	-	-	-	-	-	
Cannon, Zyk.	2-1	2.5	-	-	-	-	-	1.0-3	-	-	-	1.0-3	0.5-1	
Richardson, De.	1-2	2.0	-	0.5-1	-	-	-	-	-	0.5-0	-	-	1.0-2	
Stewart, Isa.	2-0	2.0	-	-	-	1.0-3	1.0-1	-	-	-	-	-	DNP	
Iakopo, Lon.	1-1	1.5	0.5-0	-	1.0-9	-	-	-	-	-	-	DNP	-	
Walker, Ron.	1-0	1.0	-	-	-	-	1.0-1	-	-	-	-	-	-	
Alexander, Jai.	1-0	1.0	-	DNP	DNP	DNP	DNP	-	-	DNP	DNP	-	1.0-4	
Yeast, Rus.	1-0	1.0	-	-	-	-	1.0-3	-	-	-	-	-	-	
Washington, Tru	1-0	1.0	1.0-8	-	-	-	-	-	-	-	-	-	-	
Avery, C.J.	0-1	0.5	-	-	-	-	-	0.5-1	-	-	-	-	-	



INDIVIDUAL GAME-BY-GAME STATISTICS

PUNT RETURNS	No.-Yds	PU	UNC	CLE	KEN	MUR	NCST	BC	FSU	WF	VA	SYR	UK
Bonnafon, Reg.	9-81	2-33	1-8	-	1-4	-	-	-	-	-	5-44	-	
Yeast, Rus.	10-33	-	-	-	2-12	5-24	-	1-1	1-0	1-2	-	-	
Alexander, Jai.	1-6	1-6	DNP	DNP	DNP	DNP	-	-	DNP	DNP	-	-	
Smith, Jay.	1-3	-	-	1-3	DNP	DNP	DNP	-	-	-	-	-	

KICK RETURNS	No.-Yds	PU	UNC	CLE	KEN	MUR	NCST	BC	FSU	WF	VA	SYR	UK
Dawkins, Set.	9-205	2-62	1-23	5-105	-	-	1-15	DNP	-	-	-	-	
Samuel, Tra.	11-203	-	-	-	-	2-25	2-56	3-47	1-12	1-18	2-45	-	
Trotter, Har.	1-13	DNP	DNP	-	-	-	DNP	-	DNP	1-13	-	-	
Standberry, Ch.	1-12	-	1-12	-	-	-	-	-	-	-	-	-	

INT RETURNS	No.-Yds	PU	UNC	CLE	KEN	MUR	NCST	BC	FSU	WF	VA	SYR	UK
Washington, Tru	4-81	-	-	-	1-37	-	-	-	2-44	-	-	1-0	
Williams, Chu.	2-2	1-0	-	-	-	-	-	-	-	-	-	1-2	
Smith, TreS.	2-0	1-0	-	-	-	-	-	1-0	-	-	-	-	
Smith, Dee	1-45	-	-	-	-	-	-	-	-	DNP	1-45	-	
Alexander, Jai.	1-0	-	DNP	DNP	DNP	DNP	-	-	DNP	DNP	-	1-0	
Pass, Kha.	1-40	-	-	-	-	-	-	-	-	-	-	1-40	
Thomas, Sta.	1-61	1-61	-	-	DNP	-	-	DNP	DNP	-	-	-	

FUMBLE RET	No.-Yds	PU	UNC	CLE	KEN	MUR	NCST	BC	FSU	WF	VA	SYR	UK
Avery, C.J.	1-4	-	-	-	1-4	-	-	-	-	-	-	-	

Louisville Inside Opponent Red-Zone

Date	Opponent	Time Score	Times In RZ	Total Scored	Pts	Rush TDs	Pass TDs	TDs	FGs Made	Failed to score inside RZ	FGA	Downs	Int	Fumb	Half	Game
Sep 02	vs PURDUE	W, 35-28	8	6	29	3	1	2	3	0	0	0	0	2	0	0
Sep 09	at N. CAROLINA	W, 47-35	5	5	26	3	2	1	2	0	0	0	0	0	0	0
Sep 16	CLEMSON	L, 21-47	3	2	14	2	0	2	0	0	1	0	0	0	0	0
Sep 23	KENT STATE	W, 42-3	3	3	21	3	2	1	0	0	0	0	0	0	0	0
Sep 30	MURRAY STATE	W, 55-10	8	8	52	7	3	4	1	0	0	0	0	0	0	0
Oct 05	at NC STATE	L, 25-39	4	3	15	2	2	0	1	0	1	0	0	0	0	0
Oct 14	BOSTON COLLEGE	L, 42-45	2	2	14	2	2	0	0	0	0	0	0	0	0	0
Oct 21	at FLORIDA ST.	W, 31-28	2	2	10	1	1	0	1	0	0	0	0	0	0	0
Oct 28	at WAKE FOREST	L, 32-42	6	4	24	3	2	1	1	0	1	1	0	0	0	0
Nov 11	VIRGINIA	W, 38-21	4	3	17	2	1	1	1	1	0	0	0	0	0	0
Nov 18	SYRACUSE	W, 56-10	1	1	7	1	1	0	0	0	0	0	0	0	0	0
Totals			46	39	229	29	17	12	10	1	3	1	2	0	0	0
39 of 46 (84.8%)																

Opponents Inside Louisville Red-Zone

Date	Opponent	Time Score	Times In RZ	Total Scored	Pts	Rush TDs	Pass TDs	TDs	FGs Made	Failed to score inside RZ	FGA	Downs	Int	Fumb	Half	Game
Sep 02	vs PURDUE	W, 35-28	3	3	21	3	0	3	0	0	0	0	0	0	0	0
Sep 09	at N. CAROLINA	W, 47-35	4	3	21	3	1	2	0	0	1	0	0	0	0	0
Sep 16	CLEMSON	L, 21-47	3	3	17	2	2	0	1	0	0	0	0	0	0	0
Sep 23	KENT STATE	W, 42-3	0	0	0	0	0	0	0	0	0	0	0	0	0	0
Sep 30	MURRAY STATE	W, 55-10	1	1	3	0	0	0	1	0	0	0	0	0	0	0
Oct 05	at NC STATE	L, 25-39	6	4	25	3	3	0	1	1	0	0	0	1	0	0
Oct 14	BOSTON COLLEGE	L, 42-45	5	5	31	4	4	0	1	0	0	0	0	0	0	0
Oct 21	at FLORIDA ST.	W, 31-28	3	3	21	3	1	2	0	0	0	0	0	0	0	0
Oct 28	at WAKE FOREST	L, 32-42	2	2	14	2	1	1	0	0	0	0	0	0	0	0
Nov 11	VIRGINIA	W, 38-21	2	2	14	2	2	0	0	0	0	0	0	0	0	0
Nov 18	SYRACUSE	W, 56-10	2	1	7	1	1	0	0	0	0	1	0	0	0	0
Totals			31	27	174	23	15	8	4	1	1	1	1	1	0	0
27 of 31 (87.1%)																



DRIVE CHARTS

PURDUE

#	Qtr	Clock	Spot	Plays	Yds	TOP	Result
1.	1	15:00	43	8	52	3:36	Fumble
2.	1	9:45	6	3	3	1:51	Punt
3.	1	7:23	36	8	64	3:44	TD
4.	1	2:42	22	10	72	3:29	FG
5.	2	14:13	+15	6	14	3:31	Fumble
6.	2	6:48	17	4	17	1:31	Punt
7.	2	0:51	25	5	61	0:51	Half
8.	3	13:36	+22	4	7	1:05	FG
9.	3	11:04	24	2	16	0:35	Fumble
10.	3	8:39	25	10	75	3:10	TD
11.	3	3:18	+0	0	0	0:00	Int TD
12.	3	0:39	20	3	9	1:35	Punt
13.	4	10:48	25	6	75	1:47	TD
14.	4	7:34	41	9	46	3:16	FG
15.	4	2:22	33	3	9	1:08	Punt
16.	4	0:38	+24	1	(2)	0:38	Game

NORTH CAROLINA

#	Qtr	Clock	Spot	Plays	Yds	TOP	Result
1.	1	15:00	35	8	45	3:51	FG
2.	1	9:11	25	11	75	5:08	TD
3.	1	2:12	13	12	85	5:20	FG
4.	2	9:26	25	1	75	0:10	TD
5.	2	6:07	1	10	66	3:53	Downs
6.	2	0:59	13	7	34	0:59	Downs
7.	3	13:16	21	5	79	2:24	TD
8.	3	10:34	29	8	28	3:11	Punt
9.	3	3:41	25	11	75	4:51	TD
10.	4	11:29	30	5	70	1:57	TD
11.	4	6:41	1	6	99	3:35	TD
12.	4	0:24	+30	1	(1)	0:24	Game

CLEMSON

#	Qtr	Clock	Spot	Plays	Yds	TOP	Result
1.	1	15:00	31	3	9	1:20	Punt
2.	1	9:45	25	3	2	0:52	Punt
3.	1	6:20	5	6	95	1:58	TD
4.	1	1:14	5	4	12	1:24	Punt
5.	2	11:52	25	3	4	1:30	Punt
6.	2	6:57	21	5	4	1:26	Punt
7.	2	4:06	25	4	14	0:49	Punt
8.	2	0:28	20	3	14	0:28	Half
9.	3	11:29	20	5	14	2:32	INT
10.	3	8:57	25	3	7	1:27	Punt
11.	3	2:16	25	9	75	3:31	TD
12.	4	11:56	15	11	85	4:19	TD
13.	4	6:13	22	3	(3)	1:16	Punt
14.	4	2:47	9	7	86	1:36	Downs

KENT STATE

#	Qtr	Clock	Spot	Plays	Yds	TOP	Result
1.	1	15:00	25	5	75	1:59	TD
2.	1	11:23	36	6	29	2:53	Downs
3.	1	6:27	11	7	89	3:36	TD
4.	1	1:14	+0	0	0	0:00	Int TD
5.	2	9:03	3	4	22	1:47	INT
6.	2	5:15	31	1	4	0:12	Fumble
7.	2	3:58	25	8	75	1:47	TD
8.	3	11:16	23	7	77	3:20	TD
9.	3	5:09	38	1	0	0:13	INT
10.	3	4:06	34	5	66	1:43	TD
11.	4	13:37	1	9	99	4:32	Fumble
12.	4	3:46	20	3	5	0:53	Punt
13.	4	0:23	31	1	13	0:23	Game

MURRAY STATE

#	Qtr	Clock	Spot	Plays	Yds	TOP	Result
1.	1	12:50	23	6	77	2:20	TD
2.	1	4:28	28	3	6	1:23	Punt
3.	1	3:05	+21	2	21	0:30	TD
4.	2	14:42	+37	9	63	2:58	TD
5.	2	10:35	17	7	83	2:17	TD
6.	2	6:30	21	9	79	4:49	TD
7.	2	1:02	18	5	73	0:43	Fumble
8.	3	15:00	23	1	0	0:10	Fumble
9.	3	14:50	25	9	55	4:23	FG
10.	3	8:53	44	4	56	1:43	TD
11.	3	4:48	16	6	41	2:29	Downs
12.	3	1:28	29	14	44	5:59	FG
13.	4	8:36	2	18	98	8:07	TD

NC STATE

#	Qtr	Clock	Spot	Plays	Yds	TOP	Result
1.	1	15:00	18	3	3	2:34	Punt
2.	1	8:16	19	8	45	4:55	Punt
3.	2	14:13	2	4	17	0:44	Punt
4.	2	11:47	25	9	75	4:20	TD
5.	2	5:03	25	3	7	1:40	Punt
6.	2	1:42	21	11	68	1:42	FG
7.	3	9:15	20	8	49	3:59	FG
8.	3	1:27	38	9	62	3:48	TD
9.	4	10:07	25	3	(4)	0:55	Punt
10.	4	6:14	20	7	80	2:04	TD
11.	4	3:09	11	2	0	0:17	INT
12.	4	2:52	33	12	48	2:16	Downs

BOSTON COLLEGE

#	Qtr	Clock	Spot	Plays	Yds	TOP	Result
1.	1	15:00	25	9	75	3:22	TD
2.	1	10:03	18	3	5	2:14	Punt
3.	1	5:59	20	6	80	2:23	TD
4.	1	0:53	25	3	3	1:04	Punt
5.	2	12:00	20	10	29	5:29	Punt
6.	2	5:17	36	1	64	0:10	TD
7.	2	4:14	25	3	8	1:36	Punt
8.	2	0:51	25	5	34	0:51	Half
9.	3	11:23	23	3	2	1:01	Punt
10.	3	5:03	19	3	(1)	1:03	Punt
11.	3	2:28	25	4	17	1:13	INT
12.	4	14:55	16	6	84	2:42	TD
13.	4	11:59	21	10	79	3:00	TD
14.	4	7:24	17	6	83	2:21	TD
15.	4	2:50	17	3	33	1:01	Fumble

FLORIDA STATE

#	Qtr	Clock	Spot	Plays	Yds	TOP	Result
1.	1	15:00	25	7	75	3:23	TD
2.	1	6:30	35	3	3	1:02	Punt
3.	1	3:18	16	8	52	4:01	Downs
4.	2	10:37	20	7	17	3:57	Punt
5.	2	4:47	31	2	3	0:39	Fumble
6.	2	4:08	25	8	75	3:04	TD
7.	2	0:08	+28	1	0	0:08	Miss FG
8.	3	9:35	27	6	73	2:31	TD
9.	3	6:51	+45	5	45	1:40	TD
10.	4	13:19	18	3	9	2:03	Punt
11.	4	8:58	25	9	48	4:20	Downs
12.	4	2:05	24	8	59	2:00	FG

WAKE FOREST

#	Qtr	Clock	Spot	Plays	Yds	TOP	Result
1.	1	15:00	25	9	38	4:38	Punt
2.	1	7:14	25	14	57	4:51	FG
3.	1	1:05	25	7	67	2:52	INT
4.	2	10:35	20	3	(7)	1:53	Punt
5.	2	6:36	30	9	70	3:38	TD
6.	2	1:29	35	4	9	1:14	Punt
7.	3	13:22	20	5	20	1:57	Punt
8.	3	10:21	25	12	75	4:28	TD
9.	3	2:20	26	3	0	1:23	Punt
10.	4	14:47	11	15	83	5:33	Downs
11.	4	1:59	38	4	62	0:49	TD
12.	4	0:57	36	4	64	0:43	TD

VIRGINIA

#	Qtr	Clock	Spot	Plays	Yds	TOP	Result
1.	1	15:00	23	3	3	0:53	Punt
2.	1	10:20	25	3	75	1:04	TD
3.	1	7:17	21	4	38	2:25	Punt
4.	1	3:18	+25	1	0	0:04	Fumble
5.	1	1:14	+40	9	17	3:06	FG
6.	2	10:46	9	11	91	4:54	TD
7.	2	4:03	24	3	(6)	1:39	Punt
8.	2	0:48	25	5	47	0:48	Half
9.	3	11:46	20	10	80	4:55	TD
10.	3	5:39	41	4	59	1:41	TD
11.	3	0:00	33	0	0	0:00	Fumble
12.	3	1:38	+40	7	40	2:41	TD
13.	4	11:44	33	8	51	4:01	Miss FG
14.	4	1:48	10	3	11	1:48	Game

SYRACUSE

#	Qtr	Clock	Spot	Plays	Yds	TOP	Result
1.	1	15:00	25	2	75	0:36	TD
2.	1	10:54	43	5	28	1:57	Downs
3.	1	8:31	25	11	42	4:04	Downs
4.	1	3:23	15	9	85	3:38	TD
5.	2	13:05	36	5	64	2:04	TD
6.	2	9:47	12	3	9	1:56	Punt
7.	2	6:01	33	1	67	0:11	TD
8.	2	3:30	40	7	60	2:35	TD
9.	3	12:48	27	4	73	0:56	TD
10.	3	10:03	10	4	17	1:47	Punt
11.	3	6:32	25	4	75	1:49	TD
12.	3	0:48	30	3	3	1:34	Punt
13.	4	12:01	49	5	51	2:12	TD
14.	4	5:10	35	9	43	5:10	Game

LOUISVILLE'S LONGEST PLAYS

Yds	Player(s)	Type	Opp
78	Samuel from Jackson	Pass	CLE
75*	Ja. Smith from Jackson	Pass	UNC
74	Mal. Williams	Rush	UNC
72*	Ja. Smith from Jackson	Pass	SYR
69	Davis from Jackson	Pass	KSU
68*	Jackson	Rush	VA
65	Dawkins from Jackson	Pass	NCST
64*	Bonnafon	Rush	BC
61*	Sta. Thomas	INT	PUR
57	Reed from Jackson	Pass	MSU
56*	Mal. Williams	Rush	SYR
55*	Jackson	Rush	WF
54	Mal. Williams	Rush	SYR
51	Jackson	Rush	FSU
48	Fitzpatrick from Jackson	Pass	BC
46*	Mal. Williams	Rush	SYR
45	Dee Smith	INT	VA
43*	Jackson	Rush	SYR
43*	Jackson	Rush	UNC
43	Dawkins	KR	PUR
41	Jackson	Rush	WF
41*	Jackson	Rush	BC
40	K. Pass	INT	SYR
40*	Fitzpatrick from Jackson	Pass	BC
39	Fitzpatrick from Jackson	Pass	PUR
37*	Washington	INT	KSU
36*	Ja. Smith from Jackson	Pass	CLE
35	Samuel from Jackson	Pass	VA
35	Samuel	KR	NCST
34*	Bonnafon from Jackson	Pass	SYR
34	Ja. Smith from Jackson	Pass	BC
34	Jawon Pass	Rush	MSU
33*	Bonnafon	Rush	SYR
33*	Mal. Williams	Rush	KSU
33	Bonnafon	PR	PUR
32*	Dawkins from Jackson	Pass	KSU
31	J. Johnson from Jackson	Pass	KSU
31	Dawkins	KR	CLE
30	Jackson	Rush	CLE
30	Fitzpatrick from Jackson	Pass	CLE
30*	Fitzpatrick from Jackson	Pass	UNC
30	Jackson	Rush	MSU
29*	Fitzpatrick from J. Pass	Pass	SYR
29	Jackson	Rush	SYR
29	Ja. Smith from Jackson	Pass	VA
29	Ja. Smith from Jackson	Pass	BC
29	Ja. Smith from Jackson	Pass	PUR
28	Bonnafon	PR	VA
28	Mal. Williams from Jackson	Pass	KSU
27	Fitzpatrick from Jackson	Pass	NCST
26	Samuel from Jackson	Pass	WF
26	Dawkins from Jackson	Pass	NCST
26*	Dawkins from Jackson	Pass	FSU
25	Samuel	KR	VA
25*	Dae Williams	Rush	FSU
25	Standberry from Jackson	Pass	FSU



LONG PLAYS

25-YARD PLUS PLAYS

Yds	Player(s)	Type	Opp
78	Samuel from Jackson	Pass	CLE
75*	Ja. Smith from Jackson	Pass	UNC
74	Mal. Williams	Rush	UNC
72*	Ja. Smith from Jackson	Pass	SYR
69	Davis from Jackson	Pass	KSU
68*	Jackson	Rush	VA
65	Dawkins from Jackson	Pass	NCST
64*	Bonnafon	Rush	BC
61*	Sta. Thomas	INT	PUR
57	Reed from Jackson	Pass	MSU
56*	Mal. Williams	Rush	SYR
55*	Jackson	Rush	WF
54	Mal. Williams	Rush	SYR
51	Jackson	Rush	FSU
48	Fitzpatrick from Jackson	Pass	BC
46*	Mal. Williams	Rush	SYR
45	Dee Smith	INT	VA
43*	Jackson	Rush	SYR
43*	Jackson	Rush	UNC
43	Dawkins	KR	PUR
41	Jackson	Rush	WF
41*	Jackson	Rush	BC
40	K. Pass	INT	SYR
40*	Fitzpatrick from Jackson	Pass	BC
39	Fitzpatrick from Jackson	Pass	PUR
37*	Washington	INT	KSU
36*	Ja. Smith from Jackson	Pass	CLE
35	Samuel from Jackson	Pass	VA
35	Samuel	KR	NCST
34*	Bonnafon from Jackson	Pass	SYR
34	Ja. Smith from Jackson	Pass	BC
34	Jawon Pass	Rush	MSU
33*	Bonnafon	Rush	SYR
33*	Mal. Williams	Rush	KSU
33	Bonnafon	PR	PUR
32*	Dawkins from Jackson	Pass	KSU
31	J. Johnson from Jackson	Pass	KSU
31	Dawkins	KR	CLE
30	Jackson	Rush	CLE
30	Fitzpatrick from Jackson	Pass	CLE
30*	Fitzpatrick from Jackson	Pass	UNC
30	Jackson	Rush	MSU
29*	Fitzpatrick from J. Pass	Pass	SYR
29	Jackson	Rush	SYR
29	Ja. Smith from Jackson	Pass	VA
29	Ja. Smith from Jackson	Pass	BC
29	Ja. Smith from Jackson	Pass	PUR
28	Bonnafon	PR	VA
28	Mal. Williams from Jackson	Pass	KSU
27	Fitzpatrick from Jackson	Pass	NCST
26	Samuel from Jackson	Pass	WF
26	Dawkins from Jackson	Pass	NCST
26*	Dawkins from Jackson	Pass	FSU
25	Samuel	KR	VA
25*	Dae Williams	Rush	FSU
25	Standberry from Jackson	Pass	FSU

LONG PLAYS BY THE NUMBERS

Long Plays By The Yards	No.	TD
100+	0	0
90-99	0	0
80-89	0	0
70-79	4	2
60-69	5	3
50-59	5	2
40-49	10	5
30-39	18	7
20-29	59	11

Long Plays By The Type	No.	TD
Rushing	28	13
Passing	53	15
Punt returns	3	0
Kick returns	11	0
Interceptions	6	2
Fumble returns	0	0
Other	0	0
TOTAL	101	30

25-YARD PLUS BY PLAYER

Player	No.	TD	R	P	KR	PR	IR	FR
Jackson, Lam.	16	7	16	0	0	0	0	0
Dawkins, Set.	15	3	0	9	6	0	0	0
Smith, Jay.	14	5	0	14	0	0	0	0
Samuel, Tra.	11	0	0	6	5	0	0	0
Fitzpatrick, De	10	4	0	10	0	0	0	0
Williams, Mal.	7	3	6	1	0	0	0	0
Bonnafon, Reg.	7	3	2	3	0	2	0	0
Washington, Tru	3	1	0	0	0	0	3	0
Standberry, Ch.	3	1	0	3	0	0	0	0
Williams, Dae	2	1	2	0	0	0	0	0
Crum, Mic.	2	0	0	2	0	0	0	0
Thomas, Sta.	1	1	0	0	0	0	1	0
Averett, Kem.	1	1	0	1	0	0	0	0
Pass, Jaw.	1	0	1	0	0	0	0	0
Johnson, Jos.	1	0	0	1	0	0	0	0
Davis, Jor.	1	0	0	1	0	0	0	0
Little, Tob.	1	0	0	1	0	0	0	0
Yeast, Rus.	1	0	0	0	0	1	0	0
Wilson, Col.	1	0	1	0	0	0	0	0
Pass, Kha.	1	0	0	0	0	0	1	0
Reed, Cor.	1	0	0	1	0	0	0	0
Smith, Dee	1	0	0	0	0	0	1	0
TOTAL	101	30	28	53	11	3	6	0

LONGEST PLAYS OF THE YEAR

Rushing

74 Malik Williams vs. North Carolina (9/9/17)

Rushing Touchdown

68 Lamar Jackson vs. Virginia (11/11/17)

Passing

78 Traveon Samuel from Lamar Jackson vs. Clemson (9/16/17)

Passing Touchdown

75 Jaylen Smith from Lamar Jackson vs. North Carolina (9/9/17)

Punt Return

33 Reggie Bonnafon vs. Purdue (9/2/17)

Kick Return

43 Seth Dawkins vs. Purdue (9/2/17)

Interception Return

61 Stacy Thomas vs. Purdue (9/2/17)

Fumble Return

4 C.J. Avery vs. Kent State (9/23/17)

Punt

58 Mason King (2x) MR vs. Syracuse (11/18/17)

Field Goal

48 Blanton Creque vs. NC State (10/5/17)



SUPERLATIVES

LOUISVILLE INDIVIDUAL GAME HIGHS

Rushes	27	Lamar Jackson at Wake Forest
Yards Rushing	180 (2x)	MR: Malik Williams vs. Syracuse
TD Rushes	3 (3x)	MR: Lamar Jackson at Wake Forest
Long Rush	74	Malik Williams at North Carolina
Pass attempts	47	Lamar Jackson vs. NC State
Pass completions	30	Lamar Jackson vs. Purdue
Yards Passing	393	Lamar Jackson at North Carolina
TD Passes	3 (4x)	MR: Lamar Jackson vs. Virginia
Long Pass	78	Lamar Jackson vs. Clemson
Receptions	10	Dez Fitzpatrick vs. NC State
Yards Receiving	183	Jaylen Smith at North Carolina
TD Receptions	2 (3x)	MR: Jaylen Smith vs. Virginia
Long Reception	78	Traveon Samuel vs. Clemson
Field Goals	3	Blanton Creque vs. Purdue
Long Field Goal	48	Blanton Creque vs. NC State
Punts	8	Mason King vs. Clemson
Punting Avg	51.7	Mason King vs. Syracuse
Long Punt	58 (2x)	MR: Mason King vs. Syracuse
Punts inside 20	2	Mason King at Florida State
Long Punt Return	33	Reggie Bonnafon vs. Purdue
Long Kickoff Return	43	Seth Dawkins vs. Purdue
Tackles	14	Dorian Etheridge vs. Boston College
Sacks	3.0	James Hearn vs. Virginia
Tackles For Loss	3.5	Stacy Thomas at Wake Forest
Interceptions	2	Trumaine Washington at Florida State

LOUISVILLE TEAM HIGHS

Rushes	46	at Murray State
Yards Rushing	411	vs. Syracuse
Yards Per Rush	9.8	vs. Syracuse
TD Rushes	5	vs. Syracuse
Pass attempts	48	vs NC State
Pass completions	32	vs Murray State
Yards Passing	393	at North Carolina
Yards Per Pass	12.5	vs. Kent State
TD Passes	4	vs Murray State
Total Plays	91	vs Murray State
Total Offense	727	vs. Syracuse
Yards Per Play	10.1	vs. Syracuse
Points	56	vs. Syracuse
Sacks By	4 (3x)	MR: vs. Virginia
First Downs	38	vs Murray State
Penalties	16	vs. Purdue
Penalty Yards	110	vs. Purdue
Turnovers	4	vs. Kent State
Interceptions By	4	vs. Syracuse
Punts	8	vs. Clemson
Punting Avg	51.7	vs. Syracuse
Long Punt	58 (2x)	MR: vs. Syracuse
Punts inside 20	2	at Florida State
Long Punt Return	33	vs. Purdue

LOUISVILLE LONGEST PLAYS

Rushing	74	Malik Williams vs. North Carolina
Passing	78	Lamar Jackson vs. Clemson
Field Goal	48	Blanton Creque vs. NC State
Punt	58	Mason King vs. Clemson
Punt Return	33	Reggie Bonnafon vs. Purdue
Kickoff Return	43	Seth Dawkins vs. Purdue
Interception Return	61*	Stacy Thomas vs. Purdue
Fumble Return	4	C.J. Avery vs. Kent State

OPPONENT INDIVIDUAL GAME HIGHS

Rushes	39	AJ Dillon, Boston College
Yards Rushing	272	AJ Dillon, Boston College
TD Rushes	4	AJ Dillon, Boston College
Long Rush	81	Travis Etienne, Clemson
Pass attempts	36	Kurt Benkert, Virginia
Pass completions	28	John Wolford, Wake Forest
Yards Passing	461	John Wolford, Wake Forest
TD Passes	5	John Wolford, Wake Forest
Long Pass	79 (2x)	MR: Ryan Finley, NC State
Receptions	10	Greg Dortch, Wake Forest
Yards Receiving	167	Greg Dortch, Wake Forest
TD Receptions	4	Greg Dortch, Wake Forest
Long Reception	79 (2x)	MR: Kelvin Harmon, NC State
Field Goals	2	Greg Huegel, Clemson
Long Field Goal	51	Cole Murphy, Syracuse
Punts	9	Landon Stratton, Murray State
Punting Avg	53.5	Tom Sheldon, North Carolina
Long Punt	66	Tom Sheldon, North Carolina
Punts inside 20	3 (6x)	MR: Sterling Hofrichter, Syracuse
Long Punt Return	32	Michael Walker, Boston College
Long Kickoff Return	94	Anthony Ratliff, North Carolina
Tackles	12	Parris Bennett, Syracuse
Sacks	2.5	Justin Strnad, Wake Forest
Tackles For Loss	3.0	Jalen Dalton, North Carolina
Interceptions	2	Demetrius Monday, Kent State

OPPONENT TEAM HIGHS

Rushes	39	Boston College
Yards Rushing	364	Boston College
Yards Per Rush	6.2	Clemson
TD Rushes	5	Boston College
Pass attempts	57	Purdue
Pass completions	33	Purdue
Yards Passing	461	Wake Forest
Yards Per Pass	13.6	Wake Forest
TD Passes	5	Wake Forest
Total Plays	87	Boston College
Total Offense	625	Wake Forest
Yards Per Play	8.6	Wake Forest
Points	47	Clemson
Sacks By	7	Wake Forest
First Downs	27	Boston College
Penalties	8	Virginia
Penalty Yards	73	Virginia
Turnovers	4 (2x)	MR: Syracuse
Interceptions By	2	Kent State
Punts	9	Murray State
Punting Avg	53.5	North Carolina
Long Punt	66	North Carolina
Punts inside 20	3 (6x)	MR: Syracuse
Long Punt Return	32	Boston College

OPPONENT LONGEST PLAYS

Rushing	81 *	Travis Etienne, Clemson
Passing	79 (2x)	MR: Ryan Finley, NC State
Field Goal	51	Cole Murphy, Syracuse
Punt	66	Tom Sheldon, North Carolina
Punt Return	32	Michael Walker, Boston College
Kickoff Return	94	Anthony Ratliff, North Carolina
Interception Return	44 *	Dorian O'Daniel, Clemson
Fumble Return	34	Matthew Thomas, Florida State



PARTICIPATION REPORT

	Name	GP/GS	PU	UNC	CLE	KEN	MUR	NCST	BC	FSU	WF	VA	SYR	UK
10	Alexander, Jai.	5/4	START	XXX	START	START	START	
1A	Averett, Kem.	8/1	XXX	XXX	XXX	XXX	XXX	XXX	START	XXX	
9A	Avery, C.J.	11/1	XXX	XXX	XXX	START	XXX	XXX	XXX	XXX	XXX	XXX	XXX	
88	Bagley, Jav.	6/-	XXX	XXX	...	XXX	XXX	XXX	...	XXX	
14	Bailey, Dre.	9/3	START	START	XXX	XXX	XXX	XXX	XXX	START	XXX	
73	Becton, Mek.	10/9	START	START	START	START	START	START	START	START	START	...	XXX	
75	Bell, Rob.	11/11	START	START	START	START	START	START	START	START	START	START	START	
66	Bentley, Col.	5/2	XXX	...	XXX	...	XXX	START	START	
7	Bonnafoe, Reg.	11/8	START	START	XXX	START	START	START	START	START	START	XXX	XXX	
68	Burns, Dan.	2/-	XXX	XXX	
53	Caban, Amo.	8/-	...	XXX	...	XXX	XXX	XXX	...	XXX	XXX	XXX	XXX	
24	Cannon, Zyk.	11/10	START	START	START	START	START	START	XXX	START	START	START	START	
61	Chandler, Cal.	2/-	XXX	XXX	
74	Christian, Ger.	11/11	START	START	START	START	START	START	START	START	START	START	START	
45	Cregue, Bla.	11/-	XXX	XXX	XXX	XXX	XXX	XXX	XXX	XXX	XXX	XXX	XXX	
83	Crum, Mic.	8/3	XXX	XXX	XXX	...	XXX	START	START	START	XXX	
85	Davis, Jor.	10/3	XXX	START	XXX	START	START	...	XXX	XXX	XXX	XXX	XXX	
5	Dawkins, Set.	10/8	START	START	START	START	START	START	...	XXX	XXX	START	START	
62	Dorsey, Der.	9/-	XXX	XXX	XXX	XXX	XXX	XXX	XXX	...	XXX	...	XXX	
3F	Duane, Jack	2/-	XXX	XXX	
17	Etheridge, Dor.	11/11	START	START	START	START	START	START	START	START	START	START	START	
96	Famurewa, Hen.	11/3	XXX	XXX	XXX	START	START	XXX	START	XXX	XXX	XXX	XXX	
87	Fitzpatrick, De	11/6	XXX	XXX	XXX	START	START	START	START	START	START	XXX	XXX	
39	Floyd, Ant.	2/-	XXX	XXX	
77	Foy, Lin.	5/-	XXX	XXX	XXX	XXX	XXX	
58	Greenard, Jon.	11/4	XXX	XXX	XXX	XXX	XXX	XXX	START	START	START	START	XXX	
52	Hall, Mit.	11/-	XXX	XXX	XXX	XXX	XXX	XXX	XXX	XXX	XXX	XXX	XXX	
60	Haycraft, Tyl.	9/-	XXX	XXX	XXX	XXX	XXX	XXX	XXX	XXX	XXX	
99	Hearns, Jam.	11/8	START	START	START	START	START	START	XXX	XXX	XXX	START	START	
21	Iakopo, Lon.	10/1	XXX	XXX	XXX	START	XXX	XXX	XXX	XXX	XXX	...	XXX	
8	Jackson, Lam.	11/11	START	START	START	START	START	START	START	START	START	START	START	
47	Johnson, Aus.	2/-	XXX	...	XXX	
84	Johnson, Jos.	8/-	...	XXX	...	XXX	XXX	...	XXX	XXX	XXX	XXX	XXX	
28	King, Mas.	11/-	XXX	XXX	XXX	XXX	XXX	XXX	XXX	XXX	XXX	XXX	XXX	
49	Little, Tob.	7/-	XXX	XXX	...	XXX	XXX	XXX	XXX	XXX	
3D	Lococo, Vin.	1/-	XXX	
46	Lowery, Bre.	1/-	XXX	
78	Martin, Max	2/-	XXX	XXX	
93	McCrae, Gar.	6/-	XXX	...	XXX	XXX	XXX	XXX	XXX	
72	McNeil, Luk.	11/11	START	START	START	START	START	START	START	START	START	START	START	
36	O'Hara, Eva.	1/-	XXX	
4A	Pass, Jaw.	5/-	XXX	XXX	XXX	XXX	XXX	
30	Pass, Kha.	11/5	START	START	START	XXX	START	START	XXX	XXX	XXX	XXX	XXX	
98	Peterson, Tab.	11/-	XXX	XXX	XXX	XXX	XXX	XXX	XXX	XXX	XXX	XXX	XXX	
4B	Polston, Tyl.	5/-	XXX	XXX	XXX	...	XXX	XXX	
2	Reed, Cor.	11/-	XXX	XXX	XXX	XXX	XXX	XXX	XXX	XXX	XXX	XXX	XXX	
90	Richardson, De.	11/10	START	START	START	START	START	START	XXX	START	START	START	START	
94	Robinson, G.G.	11/6	XXX	XXX	START	START	XXX	XXX	START	START	START	XXX	START	
70	Roundtree, Tor.	4/-	XXX	XXX	XXX	XXX	
1	Samuel, Tra.	11/5	START	XXX	START	XXX	XXX	XXX	START	XXX	START	XXX	START	
63	Scheler, Nat.	4/-	...	XXX	...	XXX	XXX	XXX	
43	Smith, Dami.	9/-	XXX	...	XXX	XXX	...	XXX	XXX	XXX	XXX	XXX	XXX	
11	Smith, Dee	10/3	XXX	XXX	XXX	XXX	XXX	XXX	START	START	...	XXX	START	
9	Smith, Jay.	8/8	START	START	START	START	START	START	START	START	
34	Smith, Jer.	1/-	XXX	
4	Smith, TreS.	11/3	XXX	XXX	XXX	XXX	XXX	XXX	START	XXX	START	START	XXX	
12	Smith, Trey	9/-	XXX	XXX	XXX	XXX	XXX	...	XXX	XXX	XXX	...	XXX	
81	Spence, Emo.	2/-	XXX	XXX	
80	Standberry, Ch.	11/9	START	START	START	START	START	START	XXX	START	XXX	START	START	
31	Staples, Mal.	5/-	XXX	XXX	XXX	XXX	XXX	
42	Stewart, Isa.	10/2	XXX	XXX	XXX	XXX	XXX	XXX	START	START	XXX	XXX	...	
23	Strange, Lyn	3/-	XXX	XXX	XXX	
3	Sturghill, Cor.	4/-	...	XXX	XXX	XXX	XXX	
26	Taylor-Yamonoha	1/-	XXX	
79	Thomas, Ken.	11/11	START	START	START	START	START	START	START	START	START	START	START	
35	Thomas, Lam.	11/-	XXX	XXX	XXX	XXX	XXX	XXX	XXX	XXX	XXX	XXX	XXX	
32	Thomas, Sta.	8/8	START	START	START	...	START	START	START	START	START	
59	Tillman, Cal.	3/-	XXX	XXX	XXX	
2A	Trotter, Har.	7/-	XXX	XXX	XXX	...	XXX	...	XXX	XXX	XXX	
20	Walker, Ron.	11/2	XXX	START	START	XXX	XXX	XXX	XXX	XXX	XXX	XXX	XXX	
15	Washington, Tru	11/10	START	START	START	START	START	START	XXX	START	START	START	START	
22	Williams, Chu.	11/11	START	START	START	START	START	START	START	START	START	START	START	
25	Williams, Dae	4/-	XXX	XXX	XXX	XXX	
29	Williams, Mal.	9/4	XXX	XXX	START	XXX	XXX	XXX	START	START	START	
33	Wilson, Col.	3/-	XXX	XXX	XXX	
6	Yeast, Rus.	11/6	XXX	XXX	XXX	START	START	START	START	START	START	XXX	XXX	
91	Young, Tre.	11/10	START	START	START	START	START	START	START	START	START	XXX	START	



THE LAST TIME

Rushing

25+ rushing attempts	27, Lamar Jackson at Wake Forest (10/28/17)
30+ rushing attempts	31, Lamar Jackson vs. Clemson (10/1/16)
40+ rushing attempts	40, Nathan Poole at Wichita State (11/4/78)
100+ yards rushing	180, Malik Williams vs. Syracuse (11/18/17)
150+ yards rushing	180, Malik Williams vs. Syracuse (11/18/17)
200+ yards rushing	226, Lamar Jackson vs. Texas A&M (12/30/15)
Two 100-yard rushers	M. Williams (180), L. Jackson (111) vs. Syracuse (11/18/17)
Consec. 100-yard games	5, Lamar Jackson (Boston College, Florida St., Wake Forest, Virginia, Syracuse '17)
Consec. 150-yard games	3, Lamar Jackson (Boston College, Florida State, Wake Forest '17)
Consec. 200-yard games	2, Bilal Powell (Memphis, Cincinnati, 2010)
50-yard+ run	56, Malik Williams vs. Syracuse (11/18/17)
70-yard+ run	74, Malik Williams at North Carolina (9/9/17)
80-yard+ run	80, Jeremy Smith vs. Duke (10/14/16)
90-yard+ run	91, Howard Stevens vs. S. Illinois (11/13/71)
30-yard+ run by a QB	43, Lamar Jackson vs. Syracuse (11/18/17)
3 rushing TDs	3, Lamar Jackson at Wake Forest (10/28/17)
4 rushing TDs	4, Lamar Jackson vs. Florida State (9/17/16)
5+ rushing TDs	5, Eric Shelton vs. East Carolina (10/2/04)

Passing

30+ attempts	44, Lamar Jackson at Wake Forest (10/28/17)
40+ attempts	44, Lamar Jackson at Wake Forest (10/28/17)
50+ attempts	53, Teddy Bridgewater vs. Connecticut (11/24/12)
20+ completions	27, Lamar Jackson at Wake Forest (10/28/17)
25+ completions	27, Lamar Jackson at Wake Forest (10/28/17)
30+ completions	30, Lamar Jackson vs. Purdue (9/2/17)
3 TD passes	3, Lamar Jackson vs. Virginia (11/11/17)
4+ TD passes	4, Lamar Jackson at Boston College (11/5/16)
300+ yards passing	330, Lamar Jackson at Wake Forest (10/28/17)
400+ yards passing	417, Lamar Jackson at Marshall (9/24/16)
Consec. 250-yard+ gms	4, L. Jackson (2017: vs. Purdue; N. Carolina; Clemson; NC State)
Consec. 300-yard+ gms	3, L. Jackson vs. Purdue (9/2/17); N. Carolina (9/9/17); Clemson (9/16/17)
50-yard+ completion	72, Lamar Jackson to Jaylen Smith vs. Syracuse (11/18/17)
70-yard+ completion	72, Lamar Jackson to Jaylen Smith vs. Syracuse (11/18/17)
80-yard+ completion	92, Adam Froman to Scott Long vs. So. Miss (10/10/09)
90-yard+ completion	92, Adam Froman to Scott Long vs. So. Miss (10/10/09)

Receiving

10+ receptions	10, Dez Fitzpatrick at NC State (10/5/17)
2 TD receptions	2, Jaylen Smith vs. Virginia (11/11/17)
3+ TD receptions	3, James Quick vs. Florida State (10/17/15)
100+ receiving yards	127, Dez Fitzpatrick vs. Boston College (10/14/17)
125+ receiving yards	127, Dez Fitzpatrick vs. Boston College (10/14/17)
150+ receiving yards	183, Jaylen Smith at N. Carolina (9/9/17)
175+ receiving yards	183, Jaylen Smith at N. Carolina (9/9/17)
200+ receiving yards	214, DeVante Parker vs. Florida State (10/30/14)
Consec. 100-yard games	2, Dez Fitzpatrick (NC State, Boston College, 2017)
3+ Consec. 100-yard games	DeVante Parker (NC State, FSU, BC, 2014)

Team

300+ yards rushing	411 vs. Syracuse (11/18/17)
400+ yards rushing	411 vs. Syracuse (11/18/17)
Less than 15 yards net rushing	-1 vs. Pittsburgh (11/21/15)
Negative net rushing	-1 vs. Pittsburgh (11/21/15)
400+ yards passing	417 at Marshall (9/24/16)
500+ yards total offense	727 vs. Syracuse (11/18/17)
600+ yards total offense	727 vs. Syracuse (11/18/17)
Consec. games, 500+ total yds	2 (Kent State, Murray State, 2017)
4 consec. games, 500+ total yds	6 (Texas A&M, Char., SU, FSU, MU, CU (2015-16))
<200 yards total offense	171 vs. West Virginia (11/20/10)
<100 yards total offense	13 vs. Arizona State (9/19/92)
30+ first downs	38 vs. Murray State (9/30/17)
35+ first downs	38 vs. Murray State (9/30/17)
<10 first downs	9 vs. West Virginia (11/20/10)
40+ points	56 vs. Syracuse (11/18/17)
50+ points	56 vs. Syracuse (11/18/17)
60+ points	63 vs. Florida State (9/17/16)
70+ points	70 vs. Charlotte (9/1/16)
100+ yards in penalties	110 vs. Purdue (9/2/17)
5+ fumbles lost	5 vs. Western Kentucky (11/12/88)
Scored a Safety	vs. Syracuse (10/3/14)

Scored Two Safeties	vs. Syracuse (10/3/14)
Allowed a Safety	vs. LSU (12/31/16)
Forced 5 or more Turnovers	5 at Clemson (10/1/16)
Forced three or more fumbles	3 vs. Virginia (11/11/17)
Intercepted three or more passes	4 vs. Syracuse (11/18/17)
Committed four turnovers	4 vs. Kent State (9/23/17)
Committed five turnovers	5 vs. West Virginia (11/22/08)
Committed six turnovers	7 at USF (11/17/07)
Recovered an on-side kick	1 vs. Pittsburgh (11/12/11)
Shutout	72-0 vs. FIU (9/21/13)
Shutout on road	62-0 at Temple (9/9/06)
Shutout vs. Conference opponent	56-0 vs. Memphis (10/9/10)
Shutout by, first half	vs. Auburn (9/5/15)
Shutout by, second half	vs. Boston College (10/24/15)
Shutout by, game	0-31 at Florida State (9/23/00)
Overtime game	#23 Cincinnati, 31-24 (OT) (12/5/13)
Come-from-behind win	N. Carolina, trailed 28-27 in 3rd quarter (9/9/17)
True freshman started at QB	Lamar Jackson vs. Texas A&M (12/30/15)

The Last Time

6+ TDs responsible for	6, Lamar Jackson at North Carolina (9/9/17)
4+ TDs scored	4, Lamar Jackson vs. Florida State (9/17/16)
3 field goals	3, Blanton Creque vs. Purdue (9/2/17)
4+ field goals	4, Blanton Creque vs. NC State (10/22/16)
7+ PATs	7, Blanton Creque vs. Murray State (9/30/17)
8+ PATs	8, Blanton Creque at Marshall (9/24/16)
9+ PATs	9, Evan O'Hara vs. Charlotte (9/1/16)
50-yd+ FG	50 yards, John Wallace vs. Samford (9/26/15)
15+ Tackles	15, Keith Kelsey vs. Houston (9/12/15)
3+ tackles for loss	3.0, James Hearn vs. Syracuse (11/18/17)
5+ tackles for loss	7, Elvis Dumervil at Kentucky (9/4/05)
3+ sacks	3.0, James Hearn vs. Virginia (11/11/17)
2 interceptions	2, Trumaine Washington at Florida State (10/21/17)
3+ interceptions	3, Gerod Holliman at Boston College (11/8/14)
TD on a INT return	37 yards, Trumaine Washington vs. Kent State (9/23/17)
TD on a fumble return (def)	46 yards, Sheldon Rankins vs. BC (10/24/15)
TD on a punt return	69 yards, Jaire Alexander vs. Florida State (9/17/16)
2+ TD on punt return	3 vs. Cincinnati (11/27/04)
TD on kickoff return	100 yards, Traveon Samuel vs. Clemson (9/17/15)
TD on KO return to start game	100 yards, Adrian Bushell vs. UConn (11/19/11)
2-point conversion	1 vs. Wake Forest (10/28/17)
Blocked field goal	Drew Bailey vs. Purdue (9/2/17)
TD on blocked field goal	82 yards, Andrew Johnson at WVU (11/5/11)
Blocked punt	Devante Peete vs. Wake Forest (11/12/16)
TD on blocked punt	Charles Gaines vs. Connecticut (11/8/13)
Blocked extra point	vs. Clemson (9/16/17)
Defensive extra point	Ray Buchanan vs. Ohio State (9/14/91)
2+ blocked kicks, game	2 vs. Cincinnati (11/27/04)
Largest deficit overcome	23 points vs. Tulane (9/5/87)
Game-winning field goal	Blanton Creque vs. Florida State (10/21/17)



THE LAST TIME

Opponents, Team

<10 yards net rushing	-14, Boston College (10/24/15)
<20 yards net rushing	19, Murray State (9/30/17)
<50 yards net rushing	17, North Carolina (9/9/17)
300+ yards rushing	364, Boston College (10/14/17)
350+ yards rushing	364, Boston College (10/14/17)
400+ yards rushing	407, New Mexico State (8/23/01)
500+ yards rushing	684, Murray State (10/8/32)
<100 yards passing	19, Murray State (9/30/17)
300+ yards passing	461, Wake Forest (10/28/17)
350+ yards passing	461, Wake Forest (10/28/17)
400+ yards total offense	625, Wake Forest (10/28/17)
500+ yards total offense	625, Wake Forest (10/28/17)
550+ yards total offense	625, Wake Forest (10/28/17)
<200 yards total offense	150, Kent State (9/23/17)
<150 yards total offense	80, Murray State (9/30/17)
<100 yards total offense	80, Murray State (9/30/17)
30+ first downs	30, Memphis (11/4/04)
<10 first downs	5, Murray State (9/30/17)
<5 first downs	4, Boston College (10/24/15)
40+ points	42, Wake Forest (10/28/17)
50+ points	63, Rutgers (12/4/08)
60+ points	63, Rutgers (12/4/08)
70+ points	105, Murray State (10/8/32)
100 yards in penalties	118, Charlotte (9/1/16)
Scored a Safety	LSU (12/31/16)
Blocked punt	Boston College (10/24/15)
Blocked extra point	NC State (10/5/17)
Blocked field goal	Wake Forest (10/30/15)
TD on interception return	Germaine Pratt, NC State (10/5/17)
TD on punt return	Adam Humphries, Clemson (10/11/14)
TD on kickoff return	Anthony Ratliff-Williams, North Carolina (9/9/17)
TD on fumble return	Matthe Thomas, Florida State (10/21/17)
TD on blocked punt	Elijah Robinson, Boston College (10/24/15)
TD on fumble recovery	Nyqwan Murray, Florida State (10/21/17)
2-point conversion	Virginia (10/29/16)

Opponents, Individual

30+ rushing attempts	39, AJ Dillon, Boston College (10/14/17)
100+ yards rushing	134, Matt Colburn, Wake Forest (10/28/17)
150+ yards rushing	272, AJ Dillon, Boston College (10/14/17)
200+ yards rushing	272, AJ Dillon, Boston College (10/14/17)
250+ yards rushing	272, AJ Dillon, Boston College (10/14/17)
Two 100-yard rushers	P. White (200) & N. Devine (154), WVU (11/22/08)
60-yard+ run	75, AJ Dillon, Boston College (10/14/17)
70-yard+ run	75, AJ Dillon, Boston College (10/14/17)
80-yard+ run	81 yards, Travis Etienne, Clemson (9/16/17)
3+ rushing TDs	4, AJ Dillon, Boston College (10/14/17)

Passing

40+ attempts	44, Greg Ward Jr., Houston (11/17/16)
50+ attempts	51, Eric Dungey, Syracuse (9/9/16)
20+ completions	28, John Wolford, Wake Forest (10/28/17)
25+ completions	28, John Wolford, Wake Forest (10/28/17)
30+ completions	35, Maxwell Smith, Kentucky (9/2/12)
<10 compl. (at least 15 att.)	8, Randy Culpepper, Syracuse (11/18/17)
3 TD passes	5, John Wolford, Wake Forest (10/28/17)
4+ TD passes	5, John Wolford, Wake Forest (10/28/17)
250+ yards passing	461, John Wolford, Wake Forest (10/28/17)
300+ yards passing	461, John Wolford, Wake Forest (10/28/17)
350+ yards passing	461, John Wolford, Wake Forest (10/28/17)

Receiving

10+ receptions	10, Greg Dortch, Wake Forest (10/28/17)
100+ receiving yards	167, Greg Dortch, Wake Forest (10/28/17)
125+ receiving yards	167, Greg Dortch, Wake Forest (10/28/17)
150+ receiving yards	167, Greg Dortch, Wake Forest (10/28/17)
200+ receiving yards	201, T.Y. Hilton, FIU (9/9/11)
50-yard+ reception	52, Greg Dortch, Wake Forest (10/28/17)
60-yard+ reception	79, Jaylen Samuels, NC State (10/5/17)
70-yard+ reception	79, Jaylen Samuels, NC State (10/5/17)



GAME RECAPS



LOUISVILLE	35
1-0, 0-0	
PURDUE	28
0-1, 0-0	

Game 1 • Sept. 2 • Indianapolis, Ind. • Lucas Oil Stadium (37,394)

Lamar Jackson threw two touchdown passes and compiled 485 total yards Saturday, helping No. 16 Louisville escape with a 35-28 victory over Purdue.

The mistake-prone Cardinals snapped a three-game losing streak.

Jackson, of course, was the difference. He went 30 of 46 with 378 yards through the air while running 21 times for 107 yards. He also moved into the top five in school history on TD passes and yards rushing.

And when Louisville (1-0) needed the defending Heisman Trophy winner to be at his best in the fourth quarter, he didn't disappoint.

Jackson hooked up with Dez Fitzpatrick on a 20-yard score with 9:01 remaining to give the Cardinals a 32-28 lead then drove them into field goal position on the ensuing possession to make it a seven-point game.

Purdue (0-1) couldn't rally in coach Jeff Brohm's debut, losing its eighth straight.

Louisville blew three scoring chances in the first half - losing two fumbles at the goal line and mismanaging the clock at the end of the half. The Boilermakers converted another fumble recovery in the third quarter into a touchdown and nearly forced a fourth fumble.

Louisville also was called for five false start penalties in the first 16 minutes, finished with nine and had another penalty for an illegal snap. Cornerback Jaire Alexander, an All-American hopeful, got hurt on an ill-advised return off of a blocked field goal, costing the Cardinals 19 yards on a play that nearly resulted in yet another turnover. Alexander did not return.

Purdue took advantage of the miscues by building a 14-10 halftime lead, extending it to 21-13 in the third quarter and then retaking the lead on Elijah Sindelar's 14-yard TD pass to Jackson Anthrop with 10:48 left.

But Jackson put it away by leading Louisville to back-to-back scores.

POST-GAME NOTES

- The Cardinals are 7-1 in openers under head coach Bobby Petrino.
- Louisville is 257-25 when scoring 30 or more points in a game. Under Petrino, Louisville is 55-7 when reaching that mark.
- Louisville's defense finished the game with three interceptions. It is the most since the Cardinals tallied three against NC State in 2016.
- Louisville's offense logged 524 yards of offense, the program's 81st 500-yard game.
- Lamar Jackson had 481 yards of total offense, the sixth-highest output in a game in school history.
- Jackson threw for 378 yards, giving him 5,761 for his career. He moved into seventh on the school's career list, surpassing Ed Rubbert (1983-86).
- Jaylen Smith had a career-best eight catches for 117 yards. It is the second game of his career with at least 100 yards receiving.
- Blanton Creque connected on all three field goals in the victory, his fourth game with as many.
- Stacy Thomas accumulated six tackles in the victory. He also had a fumble recovery and returned his second career interception 61 yards for a touchdown.

SCORING SUMMARY

	1	2	3	4	F
Louisville	7	3	15	10	35
Purdue	7	7	7	7	28

1st	PU	Anthrop 26-yd pass from Sindelar (Dellinger kick), 3-36, 0:27	UL 0, PU 7
1st	UL	Davis 3-yd pass from Jackson (Creque kick), 8-64, 3:44	UL 7, PU 7
2nd	UL	Creque 23-yd field goal, 10-72, 3:29	UL 10, PU 7
2nd	PU	Worship 8-yd pass from Blough (Evans kick), 11-78, 4:26	UL 10, PU 14
3rd	UL	Creque 32-yd field goal, 4-7, 1:05	UL 13, PU 14
3rd	PU	Hopkins 2-yd pass from Blough (Dellinger kick), 5-40, 1:50	UL 13, PU 21
3rd	UL	Bonnafon 10-yd run (Jackson rush failed), 10-75, 3:10	UL 19, PU 21
3rd	UL	Thomas 61-yd int. return (Jackson pass int.)	UL 25, PU 21
4th	PU	Anthrop 14-yd pass from Sindelar (Evans kick), 8-67, 3:16	UL 25, PU 28
4th	UL	Fitzpatrick 20-yd pass from Jackson (Creque kick), 6-75, 1:47	UL 32, PU 28
4th	UL	Creque 30-yd field goal, 9-46, 3:16	UL 35, PU 28

TEAM STATISTICS

	UL	PU
First Downs	27	25
Rushes-Yards	33-146	21-51
Passing Yards	378	293
Pass Comp-Att-Int	30-46-0	33-57-3
Total Offense	524	344
Fumbles-Lost	3-3	2-1
Penalties-Yards	16-110	6-69
Punts-Yards (Avg./Net)	4-159 (39.8/37.5)	5-243 (48.6/40.8)
Kickoffs-Yards (Avg./Net)	8-504 (63.0/49.9)	5-323 (64.6/37.2)
Kickoff Returns (No.-Yds.-TD)	2-62-0	6-80-0
Punt Returns (No.-Yds.-TD)	3-39-0	2-9-0
Interceptions (No.-Yds.-TD)	3-61-1	0-0-0
Fumble Returns (No.-Yds.-TD)	0-0-0	2-51-0
Time of Possession	31:51	28:09
Third-Down Conversions	7-16	5-14
Fourth-Down Conversions	0-0	2-3
Red-Zone Scores-Chances	6-8	3-3
Sacks By (No.-Yds.)	4-15	0-0
Field Goals	3-3	0-1
Points Off Turnovers	6	7

INDIVIDUAL STATISTICS

	UL	PU
Rushing:	Jackson, 21-107-0	Fuller, 8-29-0
Passing:	Jackson, 30-46-0, 378 yds 2 TD	Blough, 18-26-2, 175yd, 2 TD
Receiving:	Jay. Smith, 8-117 yds, 0 TD	Anthrop, 7-82, 2 TD
Tackles:	Cannon, 9 (7-2)	Bentley, 10 (7-3)
Tackles for loss:	Greenard, 1.5-8yds	Okonye, 1.0-1yd
Sacks:	Young, 1.5-1yd	None
Interceptions:	Sta. Thomas, 1-61, 1 TD	None
Fumble Recoveries:	Sta. Thomas, 1-0, 0 TD	Ezechukwu, 1-32, 0 TD
Forced Fumbles:	Peterson, 1	Bentley, 2



GAME RECAPS



LOUISVILLE

47

2-0, 1-0



NORTH CAROLINA

35

0-2, 0-1

Game 2 • Sept. 9 • Chapel Hill, N.C. • Kenan Stadium (47,000)

Lamar Jackson shrugged off preseason questions about his chances of becoming only the second two-time Heisman Trophy winner, saying it wasn't a focus when he won it last year, nor would it be this fall.

That approach is working just fine, too.

Jackson accounted for 525 total yards and six touchdowns to help No. 17 Louisville pull away late and beat North Carolina 47-35 on Saturday, giving him more than 1,000 yards of total offense in two games.

"Last night I thought about that, like, 'Wow, this man here is special,'" said receiver Dez Fitzpatrick, who had two TD catches from Jackson. "He can do it all. He can throw, he can run, his football IQ is off the charts — everything. Really, just a once-in-a-lifetime type of quarterback."

The junior threw for 393 yards and three scores while also running for 132 yards and three TDs. The last came on a spinning-through-tacklers 11-yard run with 3:06 left to punctuate a dominant fourth-quarter effort by the Cardinals (2-0, 1-0 Atlantic Coast Conference).

Jackson had 485 total yards in last week's win against Purdue, with 107 of those coming on the ground.

"When you're in a situation, in a 1-on-1 with him, in open space, he's going to win," UNC coach Larry Fedora said. "And there's times when you're in a 2-on-1 in open space he's going to win. There aren't a whole lot of guys that can do that."

Junior Jaylen Smith had nine catches for a career-high 183 yards and a score for Louisville, which rolled to 705 yards.

The Cardinals trailed 28-27 entering the final quarter, but went ahead on Jackson's 3-yard keeper with 13:50 left. Louisville's defense then came up with two fourth-down stops — one at its own 1-yard line — to end promising drives by the Tar Heels (0-2, 0-1).

POST-GAME NOTES

- Louisville is 3-1 in league road openers since joining the ACC in 2014
- Louisville's 705 yards of total offense are the third most in school history and also the third-highest total allowed by North Carolina.
- Lamar Jackson and Malik Williams each surpassed 100-yards rushing, the first time the Cardinals achieved the feat since Wake Forest in 2016 (Lamar Jackson and Brandon Radcliff).
- Lamar Jackson's 525 yards of total offense are the eighth most in an ACC game in league history. He is the second player in FBS history to record at least 300 passing yards and 100 rushing yards in consecutive games.
- Jackson surpassed 1,000 yards of total offense with his performance against North Carolina. He has achieved the feat in consecutive seasons and is one of only two players in FBS history since 2000 to reach the 1,000-yard plateau.
- Jaylen Smith recorded his third career, second straight, 100-yard receiving game. He finished the contest with nine catches for 183 yards and one score.
- Malik Williams had career highs of 13 rushes and 149 yards, toting the ball an average of 11.5 yards per carry.

SCORING SUMMARY

	1	2	3	4	F
Louisville	10	10	7	20	47
North Carolina	7	7	14	7	35

1st	UL	Creque 37-yd field goal, 8-45, 3:51	UL 3, NC 0
1st	NC	Fritts 1-yd pass from Surratt (Jones kick), 4-61, 1:52	UL 3, NC 7
1st	UL	Fitzpatrick 9-yd pass from Jackson (Creque kick), 11-75, 5:08	UL 10, NC 7
2nd	UL	Creque 19-yd field goal, 12-85, 5:20	UL 13, NC 7
2nd	NC	Fritts 5-yd pass from Surratt (Jones kick), 7-75, 2:26	UL 13, NC 14
2nd	UL	Jay. Smith 75-yd pass from Jackson (Creque kick), 1-75, 0:10	UL 20, NC 14
3rd	UL	Jackson 43-yd run (Creque kick), 5-79, 2:24	UL 27, NC 14
3rd	NC	Ratliff 94-yd kickoff return (Jones kick)	UL 27, NC 21
3rd	NC	Jackson 22-yd pass from Harris (Jones kick), 9-77, 3:42	UL 27, NC 28
4th	UL	Jackson 3-yd run (Jackson pass failed), 11-75, 4:51	UL 33, NC 28
4th	UL	Fitzpatrick 30-yd pass from Jackson (Creque kick), 5-70, 1:57	UL 40, NC 28
4th	UL	Jackson 11-yd run (Creque kick), 6-99, 3:35	UL 47, NC 28
4th	NC	Carter 1-yd run (Jones kick), 10-63, 2:27	UL 47, NC 35

TEAM STATISTICS

	UL	NC
First Downs	35	20
Rushes-Yards	44-312	23-17
Passing Yards	393	3834
Pass Comp-Att-Int	25-39-0	29-38-0
Total Offense	705	401
Fumbles-Lost	0-0	2-0
Penalties-Yards	6-61	5-50
Punts-Yards (Avg./Net)	1-36 (36.0/36.0)	4-214 (53.5/51.5)
Kickoffs-Yards (Avg./Net)	9-515 (57.2/27.3)	5-316 (63.2/41.2)
Kickoff Returns (No.-Yds.-TD)	2-35-0	7-219-1
Punt Returns (No.-Yds.-TD)	1-8-0	0-0-0
Interceptions (No.-Yds.-TD)	0-0-0	0-0-0
Fumble Returns (No.-Yds.-TD)	0-0-0	0-0-0
Time of Possession	35:56	24:04
Third-Down Conversions	9-15	3-10
Fourth-Down Conversions	1-3	1-3
Red-Zone Scores-Chances	5-5	3-4
Sacks By (No.-Yds.)	2-25	2-7
Field Goals	2-2	0-0
Points Off Turnovers	0	0

INDIVIDUAL STATISTICS

	UL	NC
Rushing:	Mal. Williams, 13-149-0	J. Brown, 6-23-0
Passing:	Jackson, 25-39-0, 393 yds, 3 TD	Surratt, 12-14, 168 yds, 2 TD
Receiving:	Jay. Smith, 9-183 yds, 1 TD	Proehl, 8-120 yds, 0 TD
Tackles:	Etheridge, 8 (4-4)	A. Smith, 11 (8-3)
Tackles for loss:	Greenard, 3.0-25 yds	Dalton, 3.0-11 yds
Sacks:	Greenard, 1.0-21 yds	Dalton, 1.0-5 yds
Interceptions:	None	None
Fumble Recoveries:	None	None
Forced Fumbles:	Greenard, Chu. Williams, 1	None



GAME RECAPS



LOUISVILLE	21
2-1, 1-1	
CLEMSON	47
3-0, 1-0	



Game 3 • Sept. 16 • Louisville, Ky. • Papa John's Cardinal Stadium (55,588)

Louisville quarterback Lamar Jackson accounted for 381 yards of total offense and three touchdowns, but the No. 14 Cardinals fell 47-21 at home to third-ranked Clemson in a Saturday night Atlantic Coast Conference showdown.

Jackson passed for 317 yards and three TDs, but most of that came with things already in hand for Clemson (3-0, 1-0 ACC). The Tigers' Dorian O'Donnell returned an interception 44 yards for a TD and a 26-7 third-quarter lead, and they sacked Jackson five times. Kelly Bryant had TD runs of 8 and 1 yards sandwiched around a 79-yard scoring pass to wide-open Ray-Ray McCloud in the second quarter.

Jackson had TD passes of 11 yards to Charles Standberry, 36 yards to Jaylen Smith and 8 to Dez Fitzpatrick. But the junior struggled to throw and run all night for Louisville (2-1, 1-1 ACC). The Cardinals were outgained 613-433, even with a 14-point fourth quarter.

POST-GAME NOTES

- Louisville is 2-2 in league home openers since joining the ACC in 2014.
- Louisville is 90-31 at Papa John's Cardinal Stadium.
- The loss snapped the Cardinals' seven-game winning streak in the month of September.
- Louisville finished the game 2 for 3 on 4th-down conversions.
- Lamar Jackson climbed to the top of the ACC record book for career rushing yards by a quarterback, boosting his career total to 2,834. He passed Georgia Tech's Joshua Nesbitt, who previously held the mark with 2,806 yards.
- Trevon Young was credited with the blocked point-after attempt in the second quarter. It is the first PAT Louisville has blocked since Josh Minkins blocked one vs. Temple on Sept. 27, 2003.
- Traveon Samuel finished the game with two catches for 100 yards, the fourth game in school history a player reached 100-receiving yards with two or fewer catches.
- Stacy Thomas led the defense with 10 tackles. It is the third time he has had at least 10 tackles in Louisville's last five games and the fourth time in his career.

SCORING SUMMARY

	1	2	3	4	F
Clemson	7	12	14	14	47
Louisville	7	0	0	14	21

1st	CU	Bryant 8-yd run (Huegel kick), 10-79, 3:55	CU 7, UL 0
1st	UL	Standberry 11-yd pass from Jackson (Creque kick), 6-95, 1:58	CU 7, UL 7
2nd	CU	Huegel 31-yd field goal, 8-41, 3:25	CU 10, UL 7
2nd	CU	McCloud 79-yd pass from Bryant (Huegel kick blocked), 4-90, 1:25	CU 16, UL 7
2nd	CU	Huegel 49-yd field goal, 11-49, 2:49	CU 19, UL 7
3rd	CU	O'Daniel 44-yd int. return (Huegel kick)	CU 26, UL 7
3rd	CU	Bryant 1-yd run (Huegel kick), 11-66, 5:14	CU 33, UL 7
4th	UL	Jay. Smith 36-yd pass from Jackson (Creque kick), 9-75, 3:31	CU 33, UL 14
4th	CU	Choice 39-yd run (Huegel kick), 4-79, 1:49	CU 40, UL 14
4th	UL	Fitzpatrick 8-yd pass from Jackson (Creque kick), 11-85, 4:19	CU 40, UL 21
4th	CU	Etienne 81-yd run (Huegel kick), 2-75, 1:24	CU 47, UL 21

TEAM STATISTICS

	UL	CU
First Downs	21	25
Rushes-Yards	27-116	48-297
Passing Yards	317	316
Pass Comp-Att-Int	21-42-1	23-33-0
Total Offense	433	613
Fumbles-Lost	0-0	0-0
Penalties-Yards	4-35	4-30
Punts-Yards (Avg./Net)	8-350 (43.8/42.6)	4-207 (51.8/46.0)
Kickoffs-Yards (Avg./Net)	4-260 (65.0/45.0)	9-581 (64.6/41.8)
Kickoff Returns (No.-Yds.-TD)	5-105-0	2-30-0
Punt Returns (No.-Yds.-TD)	1-3-0	3-9-0
Interceptions (No.-Yds.-TD)	0-0-0	1-44-1
Fumble Returns (No.-Yds.-TD)	0-0-0	0-0-0
Time of Possession	24:28	35:32
Third-Down Conversions	5-16	9-17
Fourth-Down Conversions	2-3	1-1
Red-Zone Scores-Chances	2-3	3-3
Sacks By (No.-Yds.)	4-35	5-23
Field Goals	0-0	2-3
Points Off Turnovers	0	7

INDIVIDUAL STATISTICS

	UL	CU
Rushing:	Jackson, 17-64-0	Etienne, 6-98-1
Passing:	Jackson, 21-42-1, 317 yds, 3 TD	Bryant, 22-32-0, 316 yds, 1 TD
Receiving:	Jay. Smith, 5-79 yds, 1 TD	McCloud, 7-115 yds, 1 TD
Tackles:	Thomas, 10 (5-5)	Simmons, 8 (6-2)
Tackles for loss:	Hearns, 2.0-12 yds	Wilkins, 1.0-9 yds
Sacks:	Hearns, 2.0-12 yds	Wilkins, 1.0-9 yds
Interceptions:	None	O'Daniel, 1-44 yds, 1 TD
Fumble Recoveries:	None	None
Forced Fumbles:	None	None



GAME RECAPS



LOUISVILLE

42

3-1, 1-1



KENT STATE

3

1-3, 0-0

Game 4 • Sept. 23 • Louisville, Ky. • Papa John's Cardinal Stadium (47,812)

Louisville got the easy bounce-back victory it expected and Lamar Jackson broke a school record to boot.

Jackson accounted for three touchdowns to set a Louisville record with 88 in his career and the No. 19 Cardinals routed Kent State 42-3 Saturday.

A week after his team was soundly beaten by Clemson, Cardinals coach Bobby Petrino was happy with the effort but disappointed by four turnovers.

"We basically came out and took care of business," Petrino said.

Despite missing Jaylen Smith, the team's top receiver, Jackson threw for 299 yards and two touchdowns on 18-of-22 passing. His 16-yard touchdown pass to Javonte Bagley in the third quarter ended the scoring and gave him a school record for total touchdowns, breaking Chris Redman's career mark.

Jackson, the Heisman Trophy winner, finished with 333 yards total offense and three scores in three quarters of action against a defense ranked No. 119 in the country.

"I'm trying to win all these games," he said. "I'm not worried about the Heisman."

He put the Cardinals in position to win quickly. On the first play of the game, he connected with tight end Jordan Davis on a 69-yard reception. Four plays later, on fourth-and-goal, Malik Williams' 3-yard run gave the Cardinals a 7-0 lead over the Golden Flashes (1-3) less than two minutes into the game.

Louisville racked up 188 yards of offense and used a Trumaine Washington 37-yard interception return to lead 21-0 after a quarter. About the only thing that could match the Cardinals 539-yard offensive performance was a squirrel that made its way on the field in the second quarter. The squirrel's dash across the goal line drew cheers from the crowd.

Louisville's defense held Kent State to just 150 yards and also forced three turnovers.

Kent State's Paul Haynes, who served as Louisville's secondary coach in 2002 and as Petrino's defensive coordinator at Arkansas, coached from the press box for the second straight week after returning from prostate cancer surgery.

POST-GAME NOTES

- Louisville is 91-31 at Papa John's Cardinal Stadium.
- The Cardinals' totaled 14 tackles for loss, the most since achieving 15 versus Boston College on Oct. 24, 2015.
- Louisville averaged 9.5 yards per play, the most since a 10.4 yard average at Syracuse on Sept. 9, 2016. The performance against Kent State ranks as the 10th highest in school history.
- Kent State's 11 passing yards are fewest allowed by UofL since Western Kentucky had 10 yards in 1989. It's the fewest passing yards achieved by a major college opponent since Wichita State had eight yards in 1975.
- Lamar Jackson broke the UofL record for TD responsibility, accounting for his 88th career touchdown to pass the mark previously held by Chris Redman (87, 1996-99).
- Trumaine Washington logged his seventh career interception, returning it 37 yards in the first quarter for the score. It is the second pick-6 of his career.
- Malik Williams recorded his first career two-rushing touchdown game, finishing the contest with nine carries for 47 yards.

SCORING SUMMARY

	1	2	3	4	F
Kent State	0	3	0	0	3
Louisville	21	7	14	0	42

1st	UL	Williams 3-yd run (Creque kick), 5-75, 1:59	KS 0, UL 7
1st	UL	Williams 33-yd run (Creque kick), 7-89, 3:36	KS 0, UL 14
1st	UL	Washington 37-yd int. return (Creque kick)	KS 0, UL 21
2nd	KS	Hynes 48-yd field goal, 4-5, 1:05	KS 3, UL 21
2nd	UL	Jackson 13-yd run (Creque kick), 8-75, 1:47	KS 3, UL 28
3rd	UL	Dawkins 32-yd pass from Jackson (Creque kick), 7-77, 3:20	KS 3, UL 35
3rd	UL	Bagley 15-yd pass from Jackson (Creque kick), 5-66, 1:43	KS 3, UL 42

TEAM STATISTICS

	UL	KS
First Downs	23	11
Rushes-Yards	27-165	54-139
Passing Yards	374	11
Pass Comp-Att-Int	23-30-2	2-5-1
Total Offense	539	150
Fumbles-Lost	2-2	2-2
Penalties-Yards	4-30	5-45
Punts-Yards (Avg./Net)	1-45 (45.0/45.0)	8-369 (46.1/42.6)
Kickoffs-Yards (Avg./Net)	7-447 (63.9/43.3)	2-130 (65.0/40.0)
Kickoff Returns (No.-Yds.-TD)	0-0-0	3-44-0
Punt Returns (No.-Yds.-TD)	3-8-0	0-0-0
Interceptions (No.-Yds.-TD)	1-37-1	2-13-0
Fumble Returns (No.-Yds.-TD)	1-4-0	0-0-0
Time of Possession	23:18	36:42
Third-Down Conversions	4-10	5-15
Fourth-Down Conversions	1-2	0-0
Red-Zone Scores-Chances	3-3	0-0
Sacks By (No.-Yds.)	2-17	1-7
Field Goals	0-0	1-1
Points Off Turnovers	14	3

INDIVIDUAL STATISTICS

	UL	KS
Rushing:	Williams, 9-47-2	Crum, 18-62-0
Passing:	Jackson, 18-22-2, 299 yds, 2 TD	Bollas, 2-4-1, 11 yds, 0 TD
Receiving:	Dawkins, 4-75 yds, 1 TD	Brumfield, 1-6 yds, 0 TD
Tackles:	Etheridge, 9 (4-5)	Jones, 9 (3-6)
Tackles for loss:	Greenard, 2.0-17 yds	Alexander, 1.5-8 yds
Sacks:	Greenard, 2.0-17 yds	Alexander, 1.0-7 yds
Interceptions:	Washington, 1-37 yds, 1 TD	Monday, 2-13 yds, 0 TD
Fumble Recovery:	Etheridge/Avery, 1 each	Foster/Hines, 1 each
Forced Fumbles:	K. Pass, 1	Parker/Hines, 1 each



GAME RECAPS



LOUISVILLE

55

4-1, 1-1

MURRAY STATE

10

1-4, 0-1

Game 5 • Sept. 30 • Louisville, Ky. • Papa John's Cardinal Stadium (47,826)

In a week full of outside distractions, No. 17 Louisville was focused on the field with overwhelming results.

Lamar Jackson had a short but productive day, throwing for 249 yards and three touchdowns in just over a half and the Cardinals (4-1) routed Murray State 55-10 on Saturday.

The reigning Heisman Trophy winner, who had just one play after halftime, added 100 yards rushing and a TD on seven carries. He's now just 13 yards short of becoming the seventh player in Atlantic Coast Conference history to reach 10,000 total career yards.

"He's a freak of nature, honestly," said redshirt freshman wide receiver Dez Fitzpatrick, who caught two of Jackson's touchdown passes. "He's something I've never seen before. I'm just blessed playing with him."

Jawon Pass stepped in after Jackson left, throwing for 115 yards and one touchdown and added another TD on the ground with 29 seconds left in the game. The two completed passes to 14 separate players as the Cardinals totaled 364 yards through the air. Louisville rolled up 312 yards on the ground.

The Cardinals led 35-3 at halftime as they held the Racers (1-4) to eight rushing yards in the first half. The Racers' only touchdown came after Pass fumbled the snap on the first play in the third quarter and defensive back Jason Johnson recovered and returned it 23 yards for the score.

At halftime, the Louisville men's basketball team received a more than 90-second standing ovation from the crowd of 47,826 at Papa John's Cardinal Stadium. The school announced David Padgett as the team's interim coach on Friday. The school has acknowledged its involvement in a federal investigation and placed head basketball coach Rick Pitino on unpaid administrative leave.

"It's been a hard week and heartbreaking for our university and our city," coach Bobby Petrino said. "But one of the things we wanted to do as a team was just really focus, stay together, hopefully play well and give some inspiration to the fans and the city of Louisville."

POST-GAME NOTES

- It is the second time this season the Cardinals' offense totaled more than 600 yards (676 versus Murray State; 705 versus North Carolina).
- Louisville went 8 for 8 in the red zone, marking the Cardinals' best performance since going 8 for 8 against NC State on Oct. 22, 2016.
- UofL set a school record for margin of total offense, outgaining Murray State by 596 yards.
- Lamar Jackson broke the UofL record for points responsibility, accounting for his 554th to pass the mark previously held by Chris Redman (536, 1996-99).
- Jackson, who had 100 yards on the ground, set the Louisville record for most 100-yard rushing games, gaining 100 or more yards on the ground for the 16th time.
- Dez Fitzpatrick, who had two receiving scores in the game and now six for the season, is one shy of the UofL record for a freshman held by Arnold Jackson (1997) and Mario Urrueta (2005).
- Blanton Creque connected on two field goals – 37 yards and 44 yards – to push his streak to 12 consecutive.

SCORING SUMMARY

	1	2	3	4	F
Murray State	3	0	7	0	10
Louisville	14	21	10	10	55

1st	UL	Jackson 2-yd run (Creque kick), 6:77, 2:20	MS 0, UL 7
1st	MS	Vicente 36-yd field goal, 12:63, 6:02	MS 3, UL 7
1st	UL	Fitzpatrick 9-yd pass from Jackson (Creque kick), 2:21, 0:30	MS 3, UL 14
2nd	UL	Fitzpatrick 9-yd pass from Jackson (Creque kick), 9:63, 2:58	MS 3, UL 21
2nd	UL	Standberry 8-yd pass from Jackson (Creque kick), 7:83, 2:17	MS 3, UL 28
2nd	UL	Bonnafoe 6-yd run (Creque kick), 9:79, 4:49	MS 3, UL 35
3rd	MS	Johnson 23-yd fumble recovery (Vicente kick)	MS 10, UL 35
3rd	UL	Creque 37-yd field goal, 9:55, 4:23	MS 10, UL 38
3rd	UL	Bagley 14-yd pass from J. Pass (Creque kick), 4:56, 1:43	MS 10, UL 45
4th	UL	Creque 44-yd field goal, 14:44, 5:59	MS 10, UL 48
4th	UL	J. Pass 2-yd run (Creque kick), 18:98, 8:07	MS 10, UL 55

TEAM STATISTICS

	UL	MS
First Downs	38	5
Rushes-Yards	46-312	22-19
Passing Yards	364	61
Pass Comp-Att-Int	32-45-0	10-21-0
Total Offense	676	80
Fumbles-Lost	2-2	1-1
Penalties-Yards	7-69	4-59
Punts-Yards (Avg./Net)	1-45 (45.0/45.0)	9-421 (46.8/44.1)
Kickoffs-Yards (Avg./Net)	10-587 (58.7/41.5)	3-169 (56.3/39.7)
Kickoff Returns (No.-Yds.-TD)	2-25-0	6-97-0
Punt Returns (No.-Yds.-TD)	5-24-0	1-0-0
Interceptions (No.-Yds.-TD)	0-0-0	0-0-0
Fumble Returns (No.-Yds.-TD)	0-0-0	1-23-1
Time of Possession	37:51	22:09
Third-Down Conversions	7-13	2-12
Fourth-Down Conversions	2-3	0-0
Red-Zone Scores-Chances	8-8	1-1
Sacks By (No.-Yds.)	0-0	3-19
Field Goals	2-2	1-1
Points Off Turnovers	7	7

INDIVIDUAL STATISTICS

	UL	MS
Rushing:	Jackson, 7-100-1	Newble, 4-11-0
Passing:	Jackson, 18-26-0, 249 yds, 3 TD	Newble, 9-17-0, 64 yds, 0 TD
Receiving:	Reed, 4-94 yds, 0 TD	Castille, 2-15, 0 TD
Tackles:	Young, 5 (5-0)	Wade, 11 (5-6)
Tackles for loss:	Greenard, 2.0-6 yds	Quinn, 1.0-7 yds
Sacks:	None	Quinn, 1.0-7 yds
Interceptions:	None	None
Fumble Recovery:	Lam. Thomas, 1-0	Jas. Johnson, 1-23, 1 TD
Forced Fumbles:	None	Sanford, 1



GAME RECAPS



LOUISVILLE	25
4-2, 1-2	
NC STATE	39
5-1, 3-0	

Game 6 • Oct. 5 • Raleigh, N.C. • Carter-Finley Stadium (56,107)

Nyheim Hines ran for two touchdowns and Ryan Finley threw for another to help No. 24 North Carolina State beat No. 17 Louisville 39-25 on Thursday night.

Hines ran for 102 yards and had a 48-yard kickoff return in the fourth quarter that helped set up a touchdown drive for the Wolfpack (5-1, 3-0 Atlantic Coast Conference).

Finley threw for 367 yards and a 48-yard score to Kelvin Harmon, part of N.C. State's 520 total yards on a night it never trailed against the Cardinals (4-2, 1-2).

Then there was the Wolfpack's defensive front, which kept the pressure on reigning Heisman Trophy winner Lamar Jackson.

"They don't want to be denied what they feel is theirs right now," Wolfpack coach Dave Doeren said. "There's no flinch in these guys, I can tell you that."

Jackson ran for his second touchdown to pull the Cardinals to 32-25 with 4:10 left, then got the ball back with a chance to tie it. But linebacker Germaine Pratt picked up a deflected pass and returned it 25 yards - blasting through an attempted tackle by Jackson near the goal line - for a clinching score with 2:52 left.

"We've got a lot of work to do," Cardinals coach Bobby Petrino said. "I'm not getting it done. I've got to do a better job with our coaches, do a better job with our players and get back on the right track."

POST-GAME NOTES

- Louisville had 470 yards of total offense, marking the 16th time in the last 19 games achieving at least 400 yards.
- Lamar Jackson became the third player in Louisville history, seventh in ACC history, to reach 10,000 yards (10,414 currently) of total offense for his career. He is the first Louisville player, second in the ACC, to reach the plateau before their senior season.
- Jackson became the sixth player in FBS history to rush for 3,000 yards and pass for over 7,000 passing yards in a career. He has 3,041 rushing yards and 7,373 passing yards.
- Jackson's second rushing touchdown made him the ACC career record holder for rushing touchdowns by a quarterback with 39. At the school level, he is tied with Michael Bush (2003-06) for second on the career chart.
- Dez Fitzpatrick had career highs of 10 catches and 134 yards. His 10 receptions tie Iln Green's freshman record, first set against North Carolina on Nov. 9, 1996.
- Blanton Creque was 2 for 2 on field goals, including a career-long 48 in the third quarter. He moved into seventh on the school's career chart with 25. He passed Wilbur Summers, who made 24 from 1972-75.

SCORING SUMMARY

	1	2	3	4	F
Louisville	0	10	3	12	25
NC State	0	17	7	15	39

2nd	ST	Harmon 48-yd pass from Finley (Wise kick), 5-59, 1:42	UL 0, ST 7
2nd	UL	Dawkins 23-yd pass from Jackson (Creque kick), 9-75, 4:20	UL 7, ST 7
2nd	ST	Wise 21-yd field goal, 6-87, 2:21	UL 7, ST 10
2nd	ST	Hines 11-yd run (Wise kick), 7-77, 1:36	UL 7, ST 17
2nd	UL	Creque 28-yd field goal, 11-68, 1:42	UL 10, ST 17
3rd	UL	Creque 48-yd field goal, 8-49, 3:59	UL 13, ST 17
3rd	ST	Hines 7-yd run (Wise kick), 9-78, 3:36	UL 13, ST 24
4th	UL	Jackson 4-yd run (Jackson pass failed), 9-62, 3:48	UL 19, ST 24
4th	ST	Gallaspy 3-yd run (Hines pass from Finley), 5-45, 2:22	UL 19, ST 32
4th	UL	Jackson 3-yd run (Creque kick blocked), 7-80, 2:04	UL 25, ST 32
4th	ST	Pratt 25-yd int return (Wise kick)	UL 25, ST 39

TEAM STATISTICS

	UL	ST
First Downs	25	23
Rushes-Yards	29-116	39-153
Passing Yards	354	367
Pass Comp-Att-Int	26-48-1	20-32-0
Total Offense	470	520
Fumbles-Lost	0-0	2-1
Penalties-Yards	10-69	6-50
Punts-Yards (Avg./Net)	5-203 (40.6/40.0)	3-135 (45.0/38.3)
Kickoffs-Yards (Avg./Net)	5-281 (56.2/35.2)	7-416 (59.4/38.6)
Kickoff Returns (No.-Yds.-TD)	3-71-0	4-105-0
Punt Returns (No.-Yds.-TD)	0-0-0	2-3-0
Interceptions (No.-Yds.-TD)	0-0-0	1-25-1
Fumble Returns (No.-Yds.-TD)	0-0-0	0-0-0
Time of Possession	29:27	30:33
Third-Down Conversions	9-16	5-12
Fourth-Down Conversions	0-1	1-1
Red-Zone Scores-Chances	3-4	4-6
Sacks By (No.-Yds.)	0-0	4-24
Field Goals	2-2	1-2
Points Off Turnovers	0	7

INDIVIDUAL STATISTICS

	UL	ST
Rushing:	Jackson, 19-73-2	Hines, 18-102-2
Passing:	Jackson, 26-47-1, 354 yds, 1 TD	Finley, 20-31-0, 367 yds, 1 TD
Receiving:	Fitzpatrick, 10-134 yds, 0 TD	Harmon, 6-133 yds, 1 TD
Tackles:	Young, 8 (3-5)	Morehead, 11 (7-4)
Tackles for loss:	Cannon, 1.0-3 yds	Bryant, 2.0-13 yds
Sacks:	None	Bryant, 2.0-13 yds
Interceptions:	None	Pratt, 1-25 yds, 1 TD
Fumble Recovery:	Hearns, 1-0	None
Forced Fumbles:	None	None



GAME RECAPS



LOUISVILLE	42
4-3, 1-3	
BOSTON COLLEGE	45
3-4, 1-3	

Game 7 • Oct. 14 • Louisville, Ky. • Papa John's Cardinal Stadium (44,679)

Colton Lichtenberg kicked a 27-yard field goal as time expired, pushing Boston College past Louisville 45-42 in a shootout Saturday after the Cardinals tied the game late behind three fourth-quarter scores by Heisman Trophy winner Lamar Jackson.

After Jackson's 41-yard TD run with 5:03 remaining tied the wild game at 42, BC's Isaac Yiadom recovered the second of two fumbles at Louisville's 39. Freshman A.J. Dillon, who rushed for two of his career-best four TDs in the fourth quarter, ran seven times to get the Eagles down to the Cardinals 10 and set up Lichtenberg's game-winning kick that gave BC (3-4, 1-3 Atlantic Coast Conference) its first league victory.

"That's a tough loss right there," coach Bobby Petrino said. "That's about as tough of a loss as I can remember."

Dillon finished with career-best 272 yards on 39 carries, rushing for TDs from 1, 3, 11 and 75 yards. Jon Hilliman rushed for two TDs.

Jackson, who had 512 combined yards, accounted for five TDs, his biggest being a 40-yard pass to Dez Fitzpatrick, along with runs of 9 and 41 yards that wiped out a 14-point deficit. He was driving Louisville (4-3, 1-3) toward a possible go-ahead score and hit Jaylen Smith for 20 yards to midfield before Smith fumbled and gave the Eagles a final chance to win.

Louisville outgained Boston College 625-555, but lost for the third time in five games.

POST-GAME NOTES

- It is the second time in school history the Cardinals had a pair of 100-yard receivers and 100-yard rushers. The first time, it happened in 2016 at Syracuse, when Jamari Staples (136) and James Quick (108) each passed the century mark for receiving and Lamar Jackson (199) and Brandon Radcliff (156) did it on the ground.
- Lamar Jackson set the Louisville record for career rushing yards with 3,221. Walter Peacock set the old record, with 3,204 from 1972-75. Jackson also broke the rushing touchdowns record with his 42nd.
- Jackson became the sixth player in FBS history to rush for 3,000 yards and pass for over 7,000 passing yards in a career. He has 3,041 rushing yards and 7,373 passing yards.
- Jackson is the first player in the ACC's 65-year history to have three games with at least 500 yards of total offense.
- Dez Fitzpatrick's seventh touchdown of the season tied him with Arnold Jackson (1997) and Mario Urrutia (2005) for most receiving touchdowns in a season by a freshman.
- Dorian Etheridge paced the Cardinals' with a season-high 14 tackles, including nine solo stops. It is the most tackles by a true freshman since records are available in 1972.

SCORING SUMMARY

	1	2	3	4	F
Boston College	7	7	14	17	45
Louisville	14	7	0	21	42

1st UL	Averett 22-yd pass from Jackson (Creque kick), 9-75, 3:22	BC 0, UL 7
1st UL	Jackson 20-yd run (Creque kick), 6-80, 2:23	BC 0, UL 14
1st BC	Smith 42-yd pass from Brown (Lichtenberg kick), 6-78, 2:43	BC 7, UL 14
2nd UL	Bonnafon 64-yd run (Creque kick), 1-64, 0:10	BC 7, UL 21
2nd BC	Dillon 1-yd run (Lichtenberg kick), 8-48, 1:47	BC 14, UL 21
3rd BC	Dillon 3-yd run (Lichtenberg kick), 14-72, 5:19	BC 21, UL 21
3rd BC	Hilliman 6-yd run (Lichtenberg kick), 4-64, 1:32	BC 28, UL 21
4th BC	Dillon 11-yd run (Lichtenberg kick), 4-22, 1:20	BC 35, UL 21
4th UL	Fitzpatrick 40-yd pass from Jackson (Creque kick), 6-84, 2:42	BC 35, UL 28
4th BC	Dillon 75-yd run (Lichtenberg kick), 1-75, 0:14	BC 42, UL 28
4th UL	Jackson 9-yd run (Creque kick), 10-79, 3:00	BC 42, UL 35
4th UL	Jackson 41-yd run (Creque kick), 6-83, 2:21	BC 42, UL 42
4th BC	Lichtenberg 27-yd field goal, 8-29, 1:49	BC 45, UL 42

TEAM STATISTICS

	UL	BC
First Downs	25	27
Rushes-Yards	36-293	59-364
Passing Yards	332	191
Pass Comp-Att-Int	19-39-1	12-28-1
Total Offense	625	555
Fumbles-Lost	1-1	2-0
Penalties-Yards	4-30	1-10
Punts-Yards (Avg./Net)	6-286 (47.7/33.7)	6-235 (39.2/36.0)
Kickoffs-Yards (Avg./Net)	7-434 (62.0/38.7)	7-446 (63.7/42.7)
Kickoff Returns (No.-Yds.-TD)	3-47-0	3-63-0
Punt Returns (No.-Yds.-TD)	1-(1)-0	4-64-0
Interceptions (No.-Yds.-TD)	1-0-0	1-24-0
Fumble Returns (No.-Yds.-TD)	0-0-0	1-11-0
Time of Possession	29:30	30:30
Third-Down Conversions	5-15	9-18
Fourth-Down Conversions	2-2	1-1
Red-Zone Scores-Chances	2-2	5-5
Sacks By (No.-Yds.)	2-13	0-0
Field Goals	0-0	1-2
Points Off Turnovers	0	10

INDIVIDUAL STATISTICS

	UL	BC
Rushing:	Jackson, 22-180-3	Dillon, 39-272-4
Passing:	Jackson, 19-39-1, 332 yds, 2 TD	Brown, 5-17-1, 100 yds, 1 TD
Receiving:	Fitzpatrick, 7-127 yds, 1 TD	Sweeney, 4-57 yds, 0 TD
Tackles:	Etheridge, 14 (9-5)	Schwab, 11 (6-5)
Tackles for loss:	TreS. Smith, 2.0-10 yds	Lamot, 1.0-1 yds
Sacks:	TreS. Smith, 1.0-8 yds	None
Interceptions:	TreS. Smith, 1-0 yds	Ray, 1-24 yds
Fumble Recovery:	None	Moore, 1-11 yds
Forced Fumbles:	Stewart, 1	Wade, 1



GAME RECAPS



LOUISVILLE

31

5-3, 2-3



FLORIDA STATE

28

2-4, 2-3

Game 8 • Oct. 21 • Tallahassee, Fla. • Doak S. Campbell Stadium (72,764)

Blanton Creque's first game-winning field goal at any level of football came at the opportune time for Louisville.

The sophomore's 34-yard field goal with five seconds remaining lifted the Cardinals to an emotional 31-28 win over Florida State on Saturday. The Cardinals (5-3, 2-3 ACC) took over on their own 24 with 2:05 remaining after Henry Famurewa recovered a James Blackman fumble. They then drove 59 yards in eight plays before Creque's kick.

"That's the first time I've ever had a kick to win or tie a game (late). I just tried to treat it like any other kick," Creque said. "We needed that win bad. It's been a rough week."

Not only is it Louisville's first win at Doak Campbell Stadium since 1952, snapping a nine-game losing streak here, but it caps an emotional week for the school's athletic program.

The win is also a lift for a Cardinals squad that had lost two straight, including a 45-42 loss to Boston College last Saturday.

"This was very huge. We needed this to boost our momentum," said quarterback Lamar Jackson, who had 334 yards of total offense and accounted for two touchdowns.

Florida State trailed 28-14 going into the fourth quarter before rallying on a pair of Nyqwan Murray touchdowns. The junior recovered a Patrick fumble in the end zone to bring the Seminoles within a TD and then tied it when he hauled in a 20-yard pass from Blackman with 8:58 remaining.

It was not enough though as the Seminoles' nightmare season continues. After being ranked third in the AP Preseason Poll, FSU (2-4, 2-3) has dropped its first three home games for the first time since 1974 and is off to its worst start since Bobby Bowden's final season in 2009.

Even more important is that the Seminoles are in danger of missing a bowl game for the first time since 1982.

"It was a hurt locker room because they knew they were that close, but you play a guy like Louisville, Bobby (Petrino) and Lamar and those guys when you got them down you can't let them up," coach Jimbo Fisher said.

Jackson passed for a season-low 156 yards — he was 13 of 21 with a touchdown — but the Cardinals were very effective on the ground with 293 yards and averaging 6.7 yards per carry. Jackson led the way with 178 yards on 23 carries with a TD while Reggie Bonnafon (16 carries, 74 yards) and Dae Williams also ran for scores.

"You know how much I like the passing game but I thought the best way to win this game is to really run the ball at them," Petrino said. "We called a lot more run plays than I really like to. Our receivers were getting antsy, but when we did call it they made plays."

Blackman was 16 of 28 for 248 yards with two touchdowns but he also committed all three FSU turnovers (two interceptions, one fumble). Cam Akers was the leading rusher with 16 carries for 75 yards and Jacques Patrick had 70 yards on 14 carries. Murray had four receptions for 95 yards.

POST-GAME NOTES

- Louisville has totaled at least 400 yards of offense in 18 of the last 21 games.
- Lamar Jackson had his eighth-straight game with 300 yards of total offense, the second longest streak at UofL.
- Jackson increased his career total offense to 11,260, making him only the fourth player in ACC history to eclipse the 11,000-yard plateau.
- Blanton Creque's 34-yard field goal is the first game-winner for UofL since John Wallace made a 29-yarder in a 20-17 win at Rutgers in 2012.
- Trumaine Washington had two interceptions in the game, the first multi-pick game of his career. He is the first Louisville player to have at least two picks in a game since Jaire Alexander picked off two at Virginia on Oct. 29, 2016.
- Seven different receivers had at least one catch in the game, led by Jaylen Smith's five receptions for 49 yards.

SCORING SUMMARY

	1	2	3	4	F
Louisville	7	7	14	3	31
Florida State	7	7	0	14	28

1st	UL	Jackson 22-yd run (Creque kick), 7-75, 3:23	UL 7, FSU 0
1st	FS	Izzo 7-yd pass from Blackman (Aguayo kick), 9-78, 5:00	UL 7, FSU 7
2nd	FS	Thomas 34-yd fumble recovery (Aguayo kick)	UL 7, FSU 14
2nd	UL	Dawkins 26-yd pass from Jackson (Creque kick), 8-75, 3:04	UL 14, FSU 14
3rd	UL	Bonnafon 2-yd run (Creque kick), 6-73, 2:31	UL 21, FSU 14
3rd	UL	Dae Williams 25-yd run (Creque kick), 5-45, 1:40	UL 28, FSU 14
4th	FS	Murray 0-yd fumble recovery (Aguayo kick), 14-74, 6:44	UL 28, FSU 21
4th	FS	Murray 20-yd pass from Blackman (Aguayo kick), 6-74, 2:18	UL 28, FSU 28
4th	UL	Creque 34-yd field goal, 8-59, 2:00	UL 31, FSU 28

TEAM STATISTICS

	UL	FSU
First Downs	22	23
Rushes-Yards	44-293	38-155
Passing Yards	156	248
Pass Comp-Att-Int	13-21-0	16-28-2
Total Offense	449	403
Fumbles-Lost	1-1	2-1
Penalties-Yards	2-13	4-40
Punts-Yards (Avg./Net)	3-149 (49.7/43.7)	3-126 (42.0/35.3)
Kickoffs-Yards (Avg./Net)	6-387 (64.5/40.3)	5-311 (62.2/44.8)
Kickoff Returns (No.-Yds.-TD)	1-12-0	2-45-0
Punt Returns (No.-Yds.-TD)	1-0-0	3-18-0
Interceptions (No.-Yds.-TD)	2-44-0	0-0-0
Fumble Returns (No.-Yds.-TD)	0-0-0	1-34-1
Time of Possession	28:50	31:10
Third-Down Conversions	5-10	6-12
Fourth-Down Conversions	0-2	1-1
Red-Zone Scores-Chances	2-2	3-3
Sacks By (No.-Yds.)	2-17	2-6
Field Goals	1-2	0-1
Points Off Turnovers	10	7

INDIVIDUAL STATISTICS

	UL	FSU
Rushing:	Jackson, 23-178-1	Akers, 16-75-0
Passing:	Jackson, 13-21-0, 156 yds, 1 TD	Blackman, 16-28-2, 248 yds, 2 TD
Receiving:	Jay. Smith, 5-49 yds, 0 TD	Murray, 4-95 yds, 1 TD
Tackles:	Stewart, 9 (5-4)	Thomas (5-5) & Marshall (4-6), 10
Tackles for loss:	Hearn, 1.5-2 yds	Sweat, 2.0-8 yds
Sacks:	Young, 1.0-12 yds	Sweat, 1.0-2 yds
Interceptions:	Washington, 2-44 yds	None
Fumble Recovery:	Famurewa, 1-0 yds	Thomas, 1-34 yds, 1 TD
Forced Fumbles:	Chu. Williams, 1	Kaindoh, 1



GAME RECAPS



LOUISVILLE	32
5-4, 2-4	
WAKE FOREST	42
5-3, 2-3	

Game 9 • Oct. 28 • Winston-Salem, N.C. • BB&T Field (29,593)

John Wolford threw four of his five touchdown passes to Greg Dortch, leading Wake Forest past Louisville 42-32 on Saturday.

Dortch set a school record with his four TD catches while Wolford became the first Wake Forest player in 19 years to throw for more than 400 yards, passing for 461 and completing 28 of 34 passes and adding a short scoring run for the Demon Deacons (5-3, 2-3 Atlantic Coast Conference).

Matt Colburn rushed for a career-best 134 yards to help the Wake Forest offense roll up a season-best 625 total yards and snap its three-game losing streak.

"You've just got to find a way," Wake Forest coach Dave Clawson said. "Today we found a way, and probably got one of the biggest wins we've gotten in our four years here."

It was obvious the most explosive playmaker on the field was Dortch - not reigning Heisman Trophy winner Lamar Jackson.

Dortch finished with 10 catches for 167 yards. After scoring five touchdowns in the season's first four games - all wins - he'd gone three straight without finding the end zone before nearly matching his season total in less than 35 minutes.

Wolford hit Dortch with a 32-yard catch-and-run touchdown and found the redshirt freshman speedster again on a 4-yard swing pass that he took into the end zone less than 5 minutes into the second quarter.

They connected for a third time on another catch-and-run score, a 25-yarder with 89 seconds before the break. Dortch broke the school's single-game scoring record with his 52-yarder to make it 35-10 not even 5 minutes into the third.

Wolford hit Chuck Wade with a 44-yard score with 57 seconds remaining.

Jackson rushed for 161 yards and three touchdowns - of 7, 4 and 55 yards - but the last two came after the Cardinals (5-4, 2-4) fell behind by 25 points in the second half. He was sacked a season-high six times, was 27 of 44 for 330 yards passing with a 20-yard score to Charles Standberry with 14 seconds left, and earlier threw an interception in the end zone for Louisville, which has lost three of four.

"We just want to finish strong and play with pride," coach Bobby Petrino said.

POST-GAME NOTES

- Louisville has totaled at least 400 yards of offense in 19 of the last 22 games.
- Chucky Williams, Zykies Cannon, and Stacy Thomas each had 10 tackles. It is the second time this season Louisville had three players finish with double-digit tackles in a game.
- Lamar Jackson became the fourth player and first underclassman in FBS history with 3,000 yards rushing and 8,000 yards passing in a career.
- Jackson is the fifth quarterback in FBS history to rush for 40 TDs and pass for 60 TDs, doing so earlier in his career than any other player.
- Jackson set a Louisville record for most 150-yard rushing games, reaching that mark for the 11th time in his career.
- Blanton Creque finished the game with six points, moving him to eighth on Louisville's all-time points by a kicker with 157. He passed Wilbur Summers who had 153 from 1972-75.
- Stacy Thomas' 3.5 TFLs are the most in a game since DeVonte Fields had 4.5 at Kentucky on Nov. 28, 2015.

SCORING SUMMARY

	1	2	3	4	F
Louisville	3	7	7	15	32
Wake Forest	14	14	7	7	42

1st	WF	Wolford 1-yd run (Weaver kick), 10-91, 3:08	UL 0, WF 7
1st	UL	Creque 35-yd field goal, 14-57, 4:51	UL 3, WF 7
1st	WF	Dortch 32-yd pass from Wolford (Weaver kick), 4-66, 1:18	UL 3, WF 14
2nd	WF	Dortch 4-yd pass from Wolford (Weaver kick), 10-80, 2:38	UL 3, WF 21
2nd	UL	Jackson 7-yd run (Creque kick), 9-70, 3:38	UL 10, WF 21
2nd	WF	Dortch 25-yd pass from Wolford (Weaver kick), 5-75, 1:29	UL 10, WF 28
3rd	WF	Dortch 52-yd pass from Wolford (Weaver kick), 4-70, 1:04	UL 10, WF 35
3rd	UL	Jackson 4-yd run (Creque kick), 12-75, 4:28	UL 17, WF 35
4th	UL	Jackson 55-yd run (Jay. Smith pass from Jackson), 4-62, 0:49	UL 25, WF 35
4th	WF	Wade 44-yd pass from Wolford (Weaver kick), 2-46, 0:13	UL 25, WF 42
4th	UL	Standberry 20-yd pass from Jackson (Creque kick), 4-64, 0:43	UL 32, WF 42

TEAM STATISTICS

	UL	WF
First Downs	30	26
Rushes-Yards	42-191	39-164
Passing Yards	332	461
Pass Comp-Att-Int	28-46-1	28-34-0
Total Offense	523	625
Fumbles-Lost	1-0	3-1
Penalties-Yards	0-0	6-55
Punts-Yards (Avg./Net)	5-196 (39.2/34.2)	2-77 (38.5/39.5)
Kickoffs-Yards (Avg./Net)	4-242 (60.5/41.8)	7-409 (58.4/39.7)
Kickoff Returns (No.-Yds.-TD)	2-31-0	4-50-0
Punt Returns (No.-Yds.-TD)	1-(2)-0	2-5-0
Interceptions (No.-Yds.-TD)	0-0-0	1-0-0
Fumble Returns (No.-Yds.-TD)	0-0-0	0-0-0
Time of Possession	33:59	26:01
Third-Down Conversions	6-16	8-13
Fourth-Down Conversions	2-3	1-3
Red-Zone Scores-Chances	4-6	2-2
Sacks By (No.-Yds.)	1-5	7-33
Field Goals	1-1	0-0
Points Off Turnovers	0	7

INDIVIDUAL STATISTICS

	UL	WF
Rushing:	Jackson, 27-161-3	Colburn, 24-141-0
Passing:	Jackson, 27-44-1, 330 yds, 1 TD	Wolford, 28-34-0, 461 yds, 5 TD
Receiving:	Jay. Smith, 6-73 yds, 0 TD	Dortch, 10-167 yds, 4 TD
Tackles:	Cannon, Thomas, Williams, 10	Bassey (7-3), 10
Tackles for loss:	Thomas, 3.5-13 yds	Strnad, 2.5-11 yds
Sacks:	Thomas, 1.0-5 yds	Strnad, 2.5-11 yds
Interceptions:	None	Bassey, 1-0 yds
Fumble Recovery:	Team, 1-0 yds	None
Forced Fumbles:	Chu. Williams, 1	Strnad, 1



GAME RECAPS



LOUISVILLE	38
6-4, 3-4	
VIRGINIA	21
6-4, 3-3	

Game 10 • Nov. 11 • Louisville, Ky. • Papa John's Cardinal Stadium (46,787)

Louisville players hadn't laughed this much, or this loudly, for a while. Coach Bobby Petrino even grinned a couple of times.

That joy spoke volumes about the Cardinals' 38-21 victory over Virginia achieved with big efforts on both sides of the ball.

Heisman Trophy winner Lamar Jackson accounted for four touchdowns and 342 yards while becoming the first NCAA FBS player to have two seasons with 3,000 yards passing and 1,000 rushing. Dae Williams rushed for 88 yards and a TD, and Louisville's defense posted one of its best efforts this season on Saturday.

"It seemed like everything was going well," defensive end James Hearn said. "It was one of the most fun games we played this year."

Improvement was certainly needed after three Atlantic Coast Conference losses in four games - a stretch in which Louisville yielded an average of nearly 526 yards - made its bowl prospects shaky.

Credit last week's bye for recharging the Cardinals and providing the basis for a rebound.

Louisville (6-4, 3-3) outgained the Cavaliers 493-277 and become bowl eligible for the eighth consecutive season. Virginia (6-4, 3-3) managed just 115 yards and a late touchdown after the break.

"I thought it helped us a lot," Petrino said of the break. "We had nine straight games and to be able to take a little breath, relax a little bit, still work hard. ... They came back with a tremendous attitude and a lot of energy and we practiced like that all week."

Jackson again provided the spark with yet another energetic game featuring highlight-worthy plays.

The junior quarterback threw for 195 yards and three TDs, including remarkable TD passes of 24 and 21 yards to Jaylen Smith. Jackson also rushed 15 times for 147 yards, including a 68-yarder for Louisville's first score.

Told of the NCAA milestone, Jackson said, "It's just a blessing. The O-line put me in the situation and my receivers to make plays."

The Cardinals' defense meanwhile allowed its third-fewest yards this season, a big improvement after yielding 625 two weeks ago at Wake Forest.

POST-GAME NOTES

- The Cardinals became bowl eligible for the eighth-consecutive season with the victory.
- The Cardinals held Virginia to just 10 yards rushing in the first half, 63 for the game.
- Lamar Jackson is the first player in FBS history to have two seasons with 1,000 rushing yards and 3,000 passing yards. Previously, seven players achieved it once in their careers.
- Jackson's 63rd career passing touchdowns moved him into a tie for 13th place on the ACC's career passing touchdowns list.
- James Hearn set a Louisville single-game record with three fumbles forced.
- Dae Williams had career highs of 15 carries and 88 yards, rushing for his second career touchdown.
- Jaylen Smith caught five passes for 84 yards and a career-high two touchdown receptions.
- Blanton Creque made five extra points and moved into a tie for eighth on Louisville's career list for extra points made, scoring his 81st career PAT.

SCORING SUMMARY

	1	2	3	4	F
Virginia	7	7	0	7	21
Louisville	7	10	14	7	38

1st	VA	Sharp 7-yd run (Mejia kick), 7-54, 3:47	VA 7, UL 0
1st	UL	Jackson 68-yd run (Creque kick), 3-75, 1:04	VA 7, UL 7
2nd	UL	Creque 40-yd field goal, 9-17, 3:06	VA 7, UL 10
2nd	UL	Dawkins 14-yd pass from Jackson (Creque kick), 11-91, 4:54	VA 7, UL 17
2nd	VA	Butts 25-yd pass from Benkert (Mejia kick), 6-58, 1:36	VA 14, UL 17
3rd	UL	Jay. Smith 24-yd pass from Jackson (Creque kick), 10-80, 4:55	VA 14, UL 24
3rd	UL	Jay. Smith 21-yd pass from Jackson (Creque kick), 4-59, 1:41	VA 14, UL 31
4th	UL	Dae Williams 3-yd run (Creque kick), 7-40, 2:41	VA 14, UL 38
4th	VA	Ellis 3-yd run (Mejia kick), 12-80, 5:55	VA 21, UL 38

TEAM STATISTICS

	UL	VA
First Downs	27	16
Rushes-Yards	43-298	28-63
Passing Yards	195	214
Pass Comp-Att-Int	15-26-0	19-36-1
Total Offense	493	277
Fumbles-Lost	4-2	3-1
Penalties-Yards	6-65	8-73
Punts-Yards (Avg./Net)	3-121 (40.3/40.3)	8-354 (44.2/36.2)
Kickoffs-Yards (Avg./Net)	7-417 (59.6/37.9)	4-247 (61.8/44.2)
Kickoff Returns (No.-Yds.-TD)	2-45-0	7-152-0
Punt Returns (No.-Yds.-TD)	5-44-0	0-0-0
Interceptions (No.-Yds.-TD)	1-45-0	0-0-0
Fumble Returns (No.-Yds.-TD)	0-0-0	0-0-0
Time of Possession	29:59	30:01
Third-Down Conversions	4-11	6-15
Fourth-Down Conversions	2-2	0-0
Red-Zone Scores-Chances	3-4	2-2
Sacks By (No.-Yds.)	4-33	2-11
Field Goals	1-2	0-0
Points Off Turnovers	10	0

INDIVIDUAL STATISTICS

	UL	VA
Rushing:	Jackson, 15-147-1	Ellis, 13-58-1
Passing:	Jackson, 15-26-0, 195 yds, 3 TD	Benkert, 19-36-1, 214 yds, 1 TD
Receiving:	Jay. Smith, 5-84 yds, 2 TD	Levrone, 6-92 yds, 0 TD
Tackles:	C. Williams, (4-5) 9	Blanding, Kiser, Mack, 9
Tackles for loss:	Hearn, 3.0-24 yds	Mack, 1.5-11 yds
Sacks:	Hearn, 3.0-24 yds	Mack, 1.5-11 yds
Interceptions:	Dee Smith, 1-45 yds	None
Fumble Recovery:	Young, 1-0 yds	Kiser, 1-0 yds
Forced Fumbles:	Hearn, 3	Mack, Snowden, 1



GAME RECAPS



LOUISVILLE	56
7-4, 4-4	
SYRACUSE	10
4-7, 2-5	

Game 11 • Nov. 18 • Louisville, Ky. • Papa John's Cardinal Stadium (34,265)

Neither the rain nor Syracuse could slow quarterback Lamar Jackson or Louisville from dominating almost from the first snap.

Jackson had another big game against the Orange, accounting for 381 yards and four touchdowns and becoming the school's career yardage leader while leading a rain-delayed 56-10 rout on Saturday.

The Heisman Trophy winner passed for 270 yards and two TDs and rushed for 111 with scores from 43 and 19 yards in just over three quarters. Jackson's long run helped build a 21-3 lead before severe thunderstorms and lightning caused a 43-minute, second-quarter stoppage.

Having accounted for 212 yards of offense by that point, the junior used the break to take a little nap.

"I was relaxing," Jackson said. "I was trying to get my energy back."

The junior then put the game out of reach with TD passes of 72 and 34 yards to Jaylen Smith and Reggie Bonnafon respectively for a 35-3 halftime cushion.

"He didn't have as many carries as he usually does, but he also had some great throws for touchdowns," Louisville coach Bobby Petrino said of Jackson. "That was awesome to see. It didn't seem like the weather bothered him much."

Jackson's numbers came a season after he accounted for 610 yards and five TDs in Louisville's 62-28 rout of the Orange that laid the path toward his Heisman victory. Louisville rolled up 845 yards in that game and followed with 727 against Syracuse (4-7, 2-5).

Louisville (7-4, 4-4 Atlantic Coast Conference) scored all but once from outside the 20 to dominate its home finale.

"They put a whopping on us," Syracuse coach Dino Babers said. "They jumped on us very quickly and we didn't get a chance to compete. A lot like last year."

Malik Williams rushed for a career-high 180 yards on nine carries with TD runs of 46 and 56 yards. Louisville native Bonnafon also had a 33-yard scoring run along with his TD reception.

Ervin Phillips had an 8-yard touchdown run late in the game for Syracuse, which lost its fourth straight and sixth in eight games.

But nothing like this.

"Right now, there's not a lot of talk," Syracuse linebacker Zaire Franklin said. "Guys are just hurting, myself included. I think we will feel it all night. We've got to treat it like everything else and finish the right way."

POST-GAME NOTES

- Over the last three games against Syracuse, the Cardinals have outscored the Orange 159-55.
- Louisville's 46-point margin of victory is its largest in a conference game since beating Rutgers 56-5 on Nov. 11, 2005.
- Louisville's 727 yards of total offense are the seventh most in school history.
- Louisville's 411 yards rushing is its third-highest total since 1978 and the seventh highest in school history.
- Lamar Jackson now owns the school record for career total offense, passing Chris Redman's mark with 12,474. He ranks third on the ACC list for career total offense.
- Jackson is only the second player in ACC history to string together five-straight 100-yard rushing games twice in his career, joining Boston College's Montel Harris.
- Malik Williams' 180 yards rushing are the most by a Louisville running back since Bilal Powell had 209 yards versus Cincinnati on Oct. 15, 2010.
- Trumaine Washington logged his 10th career interception and is one of four players in Louisville history with at least 10 interceptions and at least 20 pass breakups, joining Anthony Floyd, Sam Madison, and Rashad Holman.

SCORING SUMMARY

	1	2	3	4	F
Syracuse	3	0	0	7	10
Louisville	7	28	14	7	56

1st	UL	Mal. Williams 46-yd run (Creque kick), 2-75, 0:36	SU 0, UL 7
1st	SU	Murphy 51-yd field goal, 8-38, 2:23	SU 3, UL 7
2nd	UL	Jackson 43-yd run (Creque kick), 9-85, 3:38	SU 3, UL 14
2nd	UL	Bonnafon 33-yd run (Creque kick), 5-64, 2:04	SU 3, UL 21
2nd	UL	Jay. Smith 72-yd pass from Jackson (Creque kick), 1-67, 0:11	SU 3, UL 28
2nd	UL	Bonnafon 34-yd pass from Jackson (Creque kick), 7-60, 2:35	SU 3, UL 35
3rd	UL	Jackson 19-yd run (Creque kick), 4-73, 0:56	SU 3, UL 42
3rd	UL	Mal. Williams 56-yd run (Creque kick), 4-75, 1:49	SU 3, UL 49
4th	UL	Fitzpatrick 29-yd pass from J. Pass (Creque kick), 5-51, 2:12	SU 3, UL 56
4th	SU	Philips 8-yd run (Murphy kick), 11-71, 4:39	SU 10, UL 56

TEAM STATISTICS

	UL	SU
First Downs	27	22
Rushes-Yards	42-411	45-197
Passing Yards	316	138
Pass Comp-Att-Int	17-30-0	13-34-4
Total Offense	727	335
Fumbles-Lost	0-0	1-0
Penalties-Yards	11-85	7-52
Punts-Yards (Avg./Net)	3-155 (51.7/51.7)	6-265 (44.2/44.2)
Kickoffs-Yards (Avg./Net)	9-562 (62.4/39.9)	3-191 (63.7/47.0)
Kickoff Returns (No.-Yds.-TD)	0-0-0	7-153-0
Punt Returns (No.-Yds.-TD)	0-0-0	0-0-0
Interceptions (No.-Yds.-TD)	4-42-0	0-0-0
Fumble Returns (No.-Yds.-TD)	0-0-0	0-0-0
Time of Possession	30:29	29:31
Third-Down Conversions	9-16	3-13
Fourth-Down Conversions	2-4	1-2
Red-Zone Scores-Chances	1-1	1-2
Sacks By (No.-Yds.)	1-7	1-9
Field Goals	0-0	1-1
Points Off Turnovers	14	0

INDIVIDUAL STATISTICS

	UL	SU
Rushing:	Mal. Williams, 9-180-2	Neal, 19-98-0
Passing:	Jackson, 14-26-0, 270 yds, 2 TD	Culpepper, 8-19-2, 89, 0 TD
Receiving:	Jay. Smith, 3-95 yds, 1 TD	Butler, 5-63 yds, 0 TD
Tackles:	Etheridge, (5-6) 11	Bennett, (8-4) 12
Tackles for loss:	Hearns, 3.0-12 yds	Bennett, 1.5-1
Sacks:	Hearns, 1.0-7 yds	Franklin, Guthrie, 0.5
Interceptions:	Four players, 1	None
Fumble Recovery:	None	None
Forced Fumbles:	Hearns, 1	None



#10 JAIRE ALEXANDER ■ Jr. ■ CB

CHARLOTTE, N.C.
ROCKY RIVER HS

CAREER STATS

Yr	G/S	S	A	Tot	TFL-Yd	Sk-Yd	FR	FF	Int	PB
2015	12/1	14	5	19	0-0	0-0	0-0	0	1-5	2
2016	13/13	31	8	39	1.0-1	0-0	1-0	1	5-37	9
2017	5/4	7	6	13	1.0-4	0-0	0-0	0	1-0	2
Tot.	30/18	52	19	71	2.0-5	0-0	1-0	1	7-42	13

CAREER HIGHS

Tackles: 10 vs. Texas A&M, 12/30/15
 Tackles for Loss: 1.0 (2x) MR vs. Syracuse, 11/18/17
 Sacks: --
 Interceptions: 2 (2x) MR vs. Virginia, 10/29/16
 Pass Breakups: 2 (3x) MR vs. Syracuse, 11/18/17
 Punt Returns: 5 vs. Boston College, 10/24/15
 Punt Return Yards: 130 vs. Florida State, 09/17/16
 Longest Punt Return: 69 vs. Florida State, 09/17/16

2017 SEASON NOTES

- Made two tackles against NC State after missing the previous four games
- Left the Purdue game early with a knee injury and sat out the last three games
- Named to the all-ACC preseason team
- Tabbed to the Paul Hornung, Jim Thorpe, Chuck Bednarik, and Bronko Nagurski preseason watch lists
- Was voted one of seven team captains

2017 GAME-BY-GAME

Opponent	Tackles		Sacks		Int-Yds	PBU	QBH
	UT-AT-TT	TFL-Yds	No-Yds	FF-FR-Yds			
Purdue	0-0-0	0-0	0-0	0-0-0	0-0	0	0
N. Carolina		DNP					
Clemson		DNP					
Kent State		DNP					
Murray St.		DNP					
NC State	1-1-2	0-0	0-0	0-0-0	0-0	0	0
Boston College	0-3-3	0-0	0-0	0-0-0	0-0	0	0
Florida State		DNP					
Wake Forest		DNP					
Virginia	3-1-4	0-0	0-0	0-0-0	0-0	1	0
Syracuse	3-1-4	1.0-4	0-0	0-0-0	1-0	2	0



#11 KEMARI AVERETT ■ Fr. ■ TE

ATLANTA, GA.
GRADY HS

CAREER STATS

Yr	G/S	Rec	Yds	TD	Y/C	LG
2017	8/1	6	63	1	10.5	22
Tot.	8/1	6	63	1	10.5	22

CAREER HIGHS

Receptions: 5 vs. Wake Forest, 10/28/17
 Receiving Yards: 53 vs. Wake Forest, 10/28/17
 Long Reception: 22 vs. Wake Forest, 10/28/17
 Touchdowns: 1 vs. Wake Forest, 10/28/17

2017 SEASON NOTES

- Recorded first career touchdown against Boston College on a 22-yard reception
- Hauled in first collegiate catch against Kent State, finishing the contest with two catches for 13 yards

2017 GAME-BY-GAME

Opponent	No.	Yds.	TD	Lg
Purdue		DNP		
N. Carolina		DNP		
Clemson		DNP		
Kent State	0	0	0	0
Murray St.	2	13	0	9
NC State	0	0	0	0
Boston College	1	22	1	2
Florida State	0	0	0	0
Wake Forest	2	18	0	10
Virginia	1	10	0	10
Syracuse	0	0	0	0



#9 C.J. AVERY ■ Fr. ■ S

GRENADA, MISS.
GRENADA HS

CAREER STATS

Yr	G/S	S	A	Tot	TFL-Yd	Sk-Yd	FR	FF	Int	PB
2017	11/1	11	14	25	0.5-1	0-0	1-4	0	0-0	0
Tot.	11/1	11	14	25	0.5-1	0-0	1-4	0	0-0	0

CAREER HIGHS

Tackles: 7 vs. Syracuse, 11/18/17
 Tackles for Loss: 0.5 vs. NC State, 10/5/17
 Sacks: --
 Interceptions: --
 Pass Breakups: --
 Fumble Recovery: 1 vs. Kent State, 9/23/17

2017 SEASON NOTES

- Registered a season-best seven stops against Syracuse
- Totaled six tackles against Kent State, including first fumble career recovery

2017 GAME-BY-GAME

	Tackles		Sacks				
Opponent	UT-AT-TT	TFL-Yds	No-Yds	FF-FR-Yds	Int-Yds	PBU	QBH
Purdue	1-0-1	0-0	0-0	0-0-0	0-0	0	0
N. Carolina	0-1-1	0-0	0-0	0-0-0	0-0	0	0
Clemson	2-1-3	0-0	0-0	0-0-0	0-0	0	0
Kent State	2-4-6	0-0	0-0	0-1-4	0-0	0	0
Murray St.	1-0-1	0-0	0-0	0-0-0	0-0	0	0
NC State	1-2-3	0.5-1	0-0	0-0-0	0-0	0	0
Boston College	0-0-0	0-0	0-0	0-0-0	0-0	0	0
Florida State	0-0-0	0-0	0-0	0-0-0	0-0	0	0
Wake Forest	0-0-0	0-0	0-0	0-0-0	0-0	0	0
Virginia	1-2-3	0-0	0-0	0-0-0	0-0	0	0
Syracuse	3-4-7	0-0	0-0	0-0-0	0-0	0	0



#88 JAVONTE BAGLEY ■ Sr. ■ WR

VERO BEACH, FLA.
VERO BEACH HS

CAREER STATS

Yr	G/S	Rec	Yds	TD	Y/C	LG
2014	4/0	2	18	0	9.0	10
2015	11/1	7	88	0	12.6	39
2016	7/0	3	21	0	7.0	10
2017	6/0	4	43	2	10.8	16
Tot.	28/1	16	170	2	10.6	39

CAREER HIGHS

Receptions: 3 vs. Boston College, 10/24/15
 Receiving Yards: 69 vs. Boston College, 10/24/15
 Long Reception: 39 vs. Boston College, 10/24/15
 Touchdowns: 1 (2x) MR vs. Murray State, 9/30/17

2017 SEASON NOTES

- Hauled in second career touchdown, a 14-yard score against Murray State
- Had two catches for 31 yards, including first career touchdown reception, against the Golden Flashes
- Made first appearance of the season against Kent State

2017 GAME-BY-GAME

Opponent	No.	Yds.	TD	Lg
Purdue		DNP		
N. Carolina		DNP		
Clemson		DNP		
Kent State	2	31	1	16
Murray St.	2	12	1	14
NC State		DNP		
Boston College	0	0	0	0
Florida State	0	0	0	0
Wake Forest	0	0	0	0
Virginia		DNP		
Syracuse	0	0	0	0



#14 DREW BAILEY ■ Sr. ■ DL

JACKSONVILLE, FLA.
PEARL RIVER CC

CAREER STATS

Yr	G/S	S	A	Tot	TFL-Yd	Sk-Yd	FR	FF	Int	PB
2015	12/0	2	7	9	1-4	0.5-3	0-0	0	0-0	0
2016	13/12	33	25	58	9-26	2-13	1-0	0	0-0	0
2017	9/2	5	5	10	0.0-0	0.5-0	0-0	0	0-0	0
Tot.	34/14	40	37	77	10.0-30	3.0-16	1-0	0	0-0	0

CAREER HIGHS

Tackles: 11 vs. Duke, 10/14/16
 Tackles for Loss: 3 vs. Duke, 10/14/16
 Sacks: 1.0 vs. Syracuse, 9/9/17
 Interceptions: --
 Pass Breakups: --
 Blocked Kicks: 1 vs. Purdue, 9/2/17

2017 SEASON NOTES

- Made two stops in limited action against Florida State and Wake Forest
- Totaled three tackles in the season-opener against Purdue

2017 GAME-BY-GAME

Opponent	Tackles		Sacks		FF-FR-Yds	Int-Yds	PBU	QBH
	UT-AT-TT	TFL-Yds	No-Yds	FF-FR-Yds				
Purdue	0-3-3	0-0	0.5-0	0-0-0	0-0	0	0	0
N. Carolina	0-0-0	0-0	0-0	0-0-0	0-0	0	0	0
Clemson	0-0-0	0-0	0-0	0-0-0	0-0	0	0	0
Kent State		DNP						
Murray St.		DNP						
NC State	0-0-0	0-0	0-0	0-0-0	0-0	0	0	0
Boston College	0-0-0	0-0	0-0	0-0-0	0-0	0	0	0
Florida State	0-2-2	0-0	0-0	0-0-0	0-0	0	0	0
Wake Forest	2-0-2	0-0	0-0	0-0-0	0-0	0	0	0
Virginia	1-0-1	0-0	0-0	0-0-0	0-0	0	0	0
Syracuse	2-0-2	0-0	0-0	0-0-0	0-0	0	0	0



#7 REGGIE BONNAFON ■ Sr. ■ RB

LOUISVILLE, KY.
TRINITY HS

CAREER STATS

RUSHING

Yr	G/S	Att	Yds	TD	Y/C	LG
2014	10/5	72	164	5	2.3	36
2015	11/2	45	175	0	3.9	29
2016	13/10	5	7	0	1.4	5
2017	11/8	77	383	5	5.0	64
Tot.	45/25	199	729	10	3.7	64

RECEIVING

Yr	G/S	Rec	Yds	TD	Y/C	LG
2014	--					
2015	11/2	10	105	0	10.5	26
2016	13/10	13	159	5	12.2	24
2017	11/8	20	155	1	7.8	34
Tot.	45/25	43	419	6	9.7	34

PASSING

Yr	G/S	C	A	Int	Yds	TD	Pct	Lg	Effic
2014	10/5	61	120	4	864	5	50.8	52	118.4
2015	11/2	14	24	1	192	2	58.3	40	144.7
2016	13/0	0	0	0	0	0	--	--	--
2017	11/0	0	1	0	0	0	0.0	0	0.0
Tot.	44/7	75	145	5	1,056	7	51.7	52	121.9

CAREER HIGHS

Rushes: 16 vs. Florida State, 10/21/17
 Rushing Yards: 107 vs. Boston College, 10/14/17
 Rushing TDs: 2 (2x) MR vs. Notre Dame, 11/22/15
 Long Rush: 64 vs. Boston College, 10/14/17
 Receptions: 3 vs. Florida State, 10/17/15
 Receiving Yards: 69 vs. Florida State, 09/17/16
 Receiving TDs: 2 vs. Virginia, 10/29/16
 Long Reception: 34 vs. Syracuse, 11/18/17

2017 SEASON NOTES

- Produced a two-touchdown performance against Syracuse on Senior Day, rushing for a 33-yard score and catching a career-long 34 yard touchdown
- Compiled another stellar game, rushing 16 times for 74 yards and one touchdown against Florida State
- Had a breakout game on the ground against Boston College, carrying the ball 12 times for a career-high 107 yards and one touchdown; also ripped off a career-high 64 yard run
- Had Louisville's first rushing touchdown of the season, a 10-yard score against Purdue
- Named the starting running back after previously playing quarterback and wide receiver earlier in his career
- Selected as one of seven team captains

2017 GAME-BY-GAME

Opponent	No.	-----Rushing-----			Lg	-----Receiving-----			
		No.	Yds.	TD		No.	Yds	TD	LG
Purdue	6	33	1	13		3	5	0	4
N. Carolina	10	22	0	12		3	21	0	21
Clemson	4	17	0	7		0	0	0	0
Kent State	3	18	0	13		2	30	0	21
Murray St.	4	26	1	13		2	19	0	10
NC State	4	13	0	5		3	7	0	5
Boston College	12	107	1	64		1	3	0	3
Florida State	16	74	1	15		2	14	0	9
Wake Forest	10	22	0	9		3	22	0	15
Virginia	3	8	0	7		0	0	0	0
Syracuse	5	43	1	33		1	34	1	34



#24 ZYKIESIS CANNON ■ Sr. ■ CB

MAULDIN, S.C.
CAROLINA ACADEMY

CAREER STATS

Yr	G/S	S	A	Tot	TFL-Yd	Sk-Yd	FR	FF	Int	PB
2014	9/0	2	2	4	0-0	0-0	0-0	0	0-0	0
2015	10/1	11	5	16	0-0	0-0	0-0	0	0-0	1
2016	12/10	35	31	66	3.0-9	0.5-3	0-0	0	1-1	3
2017	11/10	37	26	63	2.5-7	0-0	0-0	0	0-0	3
Tot.	42/21	85	64	149	4.0-12	0.5-3	0-0	0	1-1	7

CAREER HIGHS

Tackles: 10 vs. Wake Forest, 10/28/17
 Tackles for Loss: 1.0 (4x) MR vs. Wake Forest, 10/28/17
 Sacks: 0.5 vs. Marshall, 9/24/16
 Interceptions: 1 vs. LSU, 12/31/16
 Pass Breakups: 2 vs. Virginia, 10/29/16

2017 SEASON NOTES

- Accumulated a career-high 10 tackles against Wake Forest, also logging one tackle for loss
- Had at least five tackles for the second-consecutive game, tallying eight against Boston College
- Made nine stops against Clemson
- Opened season with nine tackles against Purdue

2017 GAME-BY-GAME

	Tackles		Sacks				
Opponent	UT-AT-TT	TFL-Yds	No-Yds	FF-FR-Yds	Int-Yds	PBU	QBH
Purdue	7-2-9	0-0	0-0	0-0-0	0-0	1	1
N. Carolina	4-1-5	0-0	0-0	0-0-0	0-0	0	0
Clemson	6-3-9	0-0	0-0	0-0-0	0-0	0	0
Kent State	1-4-5	0-0	0-0	0-0-0	0-0	0	0
Murray St.	2-2-4	0-0	0-0	0-0-0	0-0	0	0
NC State	3-2-5	1.0-3	0-0	0-0-0	0-0	1	0
Boston College	4-4-8	0-0	0-0	0-0-0	0-0	0	0
Florida State	2-2-4	0-0	0-0	0-0-0	0-0	0	1
Wake Forest	7-3-10	1.0-3	0-0	0-0-0	0-0	0	0
Virginia	0-2-2	0.5-1	0-0	0-0-0	0-0	0	1
Syracuse	1-1-2	0-0	0-0	0-0-0	0-0	1	0



#45 BLANTON CREQUE ■ So. ■ K

SHELBYVILLE, KY.
COLLINS HS

CAREER STATS

Yr	G/S	FGM-A	FG%	Lg	11-29	30-39	40-49	50+	PAT	PAT%
2015		redshirt								
2016	13/0	16-19	.842	47	10-10	5-6	1-3	0-0	39-40	.975
2017	11/0	12-14	.857	48	3-3	7-8	2-3	0-0	50-51	.980
Tot.	24/0	28-33	.848	48	13-13	12-14	3-6	0-0	89-91	.978

CAREER HIGHS

FG Made: 4 vs. NC State, 10/22/16
 FG Attempted: 4 vs. NC State, 10/22/16
 Long FG: 48 vs. NC State, 10/5/17
 PAT Made: 8 (2x) MR vs. Syracuse, 11/18/17
 PAT Attempted: 8 (2x) MR vs. Syracuse, 11/18/17
 Points scored: 18 vs. NC State, 10/22/16

2017 SEASON NOTES

- Is 28 of 33 in his career for an 84.8 percent clip that ranks first in school history
- Has 86 points this year, tied with John Wallace (2012) for 10th most point by kicking in a season
- Totaled six points against Wake Forest, moving into eighth on school's all-time points by a kicker (currently has 173)
- Booted 50 extra points in 2017, moving into a four-way tie for sixth on the school's single-season list
- Hit a 34-yard game-winning field goal at Florida State
- Moved into sole possession of seventh with 25 career field goals (currently 28) following the 2-for-2 performance at NC State
- Hit a career-long 48-yard field goal against the Wolfpack, his 14th straight overall
- Totaled a season-best 13 points against Murray State, including connecting on both field goals
- Connected on 12-consecutive field goals, dating back to the 2016 season, before a miss against Florida State

2017 GAME-BY-GAME

Opponent	XP-ATT	FG-ATT	Lg	Blk	Pts
Purdue	2-2	3-3	32	0	11
N. Carolina	5-5	2-2	37	0	11
Clemson	3-3	0-0	0	0	3
Kent State	6-6	0-0	0	0	6
Murray St.	7-7	2-2	44	0	13
NC State	1-2	2-2	48	0	7
Boston College	6-6	0-0	0	0	6
Florida State	4-4	1-2	34	0	7
Wake Forest	3-3	1-1	35	0	6
Virginia	5-5	1-2	40	0	8
Syracuse	8-8	0-0	0	0	8



#83 MICKY CRUM ■ Jr. ■ TE

COLUMBUS, OHIO
HAMILTON TOWNSHIP

CAREER STATS

Yr	G/S	Rec	Yds	TD	Y/C	LG
2015	12/6	14	163	3	11.6	29
2016	8/1	1	7	0	7.0	7
2017	8/2	8	99	0	12.4	21
Tot.	28/9	23	269	3	11.7	29

CAREER HIGHS

Receptions: 6 vs. Houston, 9/12/15
 Receiving Yards: 103 vs. Houston, 9/12/15
 Long Reception: 29 vs. Houston, 9/12/15
 Touchdowns: 1 (3x) MR vs. Texas A&M, 12/30/15

2017 SEASON NOTES

- Caught a season-best three passes for 30 yards against Murray State
- Had one catch in the first six games, with a season long of 21 yards against North Carolina

2017 GAME-BY-GAME

Opponent	No.	Yds.	TD	Lg
Purdue	1	18	0	18
N. Carolina	1	21	0	21
Clemson	1	2	0	2
Kent State		DNP		
Murray St.	3	30	0	11
NC State	1	8	0	8
Boston College	1	20	0	20
Florida State	0	0	0	0
Wake Forest	0	0	0	0
Virginia		DNP		
Syracuse		DNP		



#5 SETH DAWKINS ■ So. ■ WR

COLUMBUS, OHIO
FRANKLIN HEIGHTS HS

CAREER STATS

RECEIVING

Yr	G/S	Rec	Yds	TD	Y/C	LG
2016	12/2	11	191	1	17.4	53
2017	10/8	37	577	4	15.6	65
Tot.	22/10	48	768	5	16.0	65

RUSHING

Yr	G/S	Att	Yds	TD	Y/C	LG
2016	12/2	1	4	0	4.0	4
2017	10/0	0	0	0	0.0	0
Tot.	22/2	1	4	0	4.0	4

KICK RETURN

Yr	G/S	Ret	Yds	TD	Avg/Ret	LG
2016	12/0	14	306	0	21.9	30
2017	10/0	9	205	0	22.8	43
Tot.	22/0	23	511	0	22.2	43

CAREER HIGHS

Receptions: 5 (3x) MR vs. Virginia, 11/11/17
 Receiving Yards: 133 vs. NC State, 10/5/17
 Receiving TDs: 1 (4x) MR vs. Florida State, 10/21/17
 Long Reception: 65 vs. NC State, 10/5/17
 Rushes: 1 vs. Marshall, 9/24/16
 Rushing Yards: 4 vs. Marshall, 9/24/16
 Rushing TDs: --
 Long Rush: 4 vs. Marshall, 9/24/16
 Kickoff Returns: 5 vs. Clemson, 9/16/17
 Kickoff Return Yds: 105 vs. Clemson, 9/16/17
 Long Kickoff Return: 43 vs. Purdue, 9/2/17

2017 SEASON NOTES

- Matched a career high with five receptions, totaling 55 yards and one touchdown against Virginia
- Had a breakout performance against NC State, tallying career highs of five receptions and 133 yards; also logged a touchdown and a career-long 65-yard reception
- Recorded a career-best 105 yards on kickoff returns, averaging 21 yards, against Clemson
- Logged four receptions against Purdue; also returned a kickoff a career-long 43 yards against the Boilermakers

2017 GAME-BY-GAME

Opponent	-----Receiving-----				-----Kick Returns-----			
	No.	Yds.	TD	Lg	No.	Yds	TD	LG
Purdue	4	56	0	21	2	62	0	43
N. Carolina	3	45	0	21	1	23	0	23
Clemson	4	28	0	12	5	105	0	31
Kent State	4	75	1	32	0	0	0	0
Murray St.	3	34	0	12	0	0	0	0
NC State	5	133	1	65	1	15	0	15
Boston College		DNP						
Florida State	1	26	1	26	0	0	0	0
Wake Forest	5	65	0	19	0	0	0	0
Virginia	5	55	1	16	0	0	0	0
Syracuse	3	60	0	23	0	0	0	0

#17 **DORIAN ETHERIDGE** ■ Fr. ■ LBCHARLESTON, W.VA.
CAPITAL HS**CAREER STATS**

Yr	G/S	S	A	Tot	TFL-Yd	Sk-Yd	FR	FF	Int	PB
2017	11/11	34	35	69	3.0-4	0-0	1-0	0	0-0	2
Tot.	11/11	34	35	69	3.0-4	0-0	1-0	0	0-0	2

SEASON HIGHS

Tackles: 14 vs. Boston College, 10/14/17
 Tackles for Loss: 2.0 vs. Kent State, 10/28/17
 Sacks: --
 Interceptions: --
 Fumble Recovery: 1 vs. Kent State, 9/23/17
 Pass Breakups: 1 (2x) MR vs. Wake Forest, 10/28/17

2017 SEASON NOTES

- Paced the defense with a season-high 14 tackles against Boston College, the most by a true freshman in school history since records are available in 1972
- Had a team-leading nine tackles against Kent State, including first career fumble recovery
- Led the Cardinals' defense with eight tackles against North Carolina
- Started at linebacker against Purdue, becoming the first true freshman to start at the position since James Burgess in 2012

2017 GAME-BY-GAME

Opponent	Tackles		Sacks	FF-FR-Yds	Int-Yds	PBU	QBH
	UT-AT-TT	TFL-Yds					
Purdue	1-1-2	0.5-2	0-0	0-0-0	0-0	1	0
N. Carolina	4-4-8	0-0	0-0	0-0-0	0-0	0	0
Clemson	1-1-2	0-0	0-0	0-0-0	0-0	0	0
Kent State	4-5-9	2.0-2	0-0	0-1-0	0-0	0	0
Murray St.	1-1-2	0-0	0-0	0-0-0	0-0	0	0
NC State	1-5-6	0-0	0-0	0-0-0	0-0	0	0
Boston College	9-5-14	0-0	0-0	0-0-0	0-0	0	0
Florida State	3-2-5	0-0	0-0	0-0-0	0-0	0	0
Wake Forest	4-2-6	0-0	0-0	0-0-0	0-0	1	0
Virginia	1-3-4	0.5-0	0-0	0-0-0	0-0	0	0
Syracuse	5-6-11	0-0	0-0	0-0-0	0-0	0	0

#87 **DEZ FITZPATRICK** ■ r-Fr. ■ WRFARMINGTON HILLS, MICH.
WATERFORD MOTT HS**CAREER STATS**

Yr	G/S	Rec	Yds	TD	Y/C	LG
2016		redshirt				
2017	11/6	43	662	8	15.4	48
Tot.	11/6	43	662	8	15.4	48

CAREER HIGHS

Receptions: 10 vs. NC State, 10/5/17
 Receiving Yards: 134 vs. NC State, 10/5/17
 Long Reception: 48 vs. Boston College, 10/14/17
 Touchdowns: 2 (2x) MR vs. Murray State, 9/30/17

2017 SEASON NOTES

- Caught eighth receiving touchdown of the season, pulling in the 29-yard pass from Jawon Pass against Syracuse, to set the school's freshman record
- Boasts 662 receiving yards, 12th most by a freshman in ACC history
- Had second-consecutive 100-yard receiving game, totaling 127 yards on seven catches against Boston College; also had a career-long 48-yard catch
- Pulled in season highs of 10 catches and 134 yards against NC State
- The 10 receptions tied Ibn Green's freshman record, first set against North Carolina on Nov. 9, 1996; the 134 receiving yards are the fourth most by a freshman in school history and the highest since Mario Urrutia had 138 against Florida Atlantic in 2005
- Totaled three touchdowns in two games after hauling in a couple scores against North Carolina
- Accumulated four catches for 95 yards and one score against Purdue in collegiate debut

2017 GAME-BY-GAME

Opponent	No.	Yds.	TD	Lg
Purdue	4	95	1	39
N. Carolina	4	78	2	30
Clemson	2	38	1	30
Kent State	2	24	0	17
Murray St.	4	45	2	15
NC State	10	134	0	27
Boston College	7	127	1	48
Florida State	1	13	0	13
Wake Forest	5	56	0	17
Virginia	1	1	0	1
Syracuse	3	51	1	29



#58 JONATHAN GREENARD ■ So. ■ LB

HIRAM, GA.
HIRAM HS

CAREER STATS

Yr	G/S	S	A	Tot	TFL-Yd	Sk-Yd	FR	FF	Int	PB
2015	redshirt									
2016	12/1	8	14	22	7.0-29	2.5-21	0-0	0	1-42	2
2017	11/4	23	15	38	13.5-92	6.0-67	0-0	1	0-0	1
Tot.	23/5	31	29	60	20.5-121	8.5-88	0-0	1	1-42	3

CAREER HIGHS

Tackles: 9 vs. Boston College, 10/14/17
 Tackles for Loss: 3.0 vs. North Carolina, 9/9/17
 Sacks: 2.0 vs. Kent State, 9/23/17
 Interceptions: 1 vs. NC State, 10/22/16
 Passes Breakups: 1 (3x) MR vs. Clemson, 9/16/17

2017 SEASON NOTES

- Had a career-high nine tackles against Boston College, while extending tackles for loss streak to seven games with 1.5 against the Eagles
- Logged three tackles, including two for loss, against Murray State
- Accounted for at least one sack for the fourth-consecutive game, tallying a career-best 2.0 versus Kent State
- Already has six sacks in 2017 after 2.5 in 12 games last year
- Had a season-best four tackles along with his first forced fumble against North Carolina

2017 GAME-BY-GAME

Opponent	Tackles		Sacks		FF-FR-Yds	Int-Yds	PBU	QBH
	UT-AT-TT	TFL-Yds	No-Yds					
Purdue	2-3-5	1.5-8	1.0-6	0-0-0	0-0	0	2	0
N. Carolina	3-1-4	3.0-25	1.0-21	1-0-0	0-0	0	0	0
Clemson	3-1-4	1.0-14	1.0-14	0-0-0	0-0	1	1	0
Kent State	2-1-3	2.0-17	2.0-17	0-0-0	0-0	0	0	0
Murray St.	2-1-3	2.0-6	0-0	0-0-0	0-0	0	0	0
NC State	2-2-4	0.5-2	0-0	0-0-0	0-0	0	0	0
Boston College	5-4-9	1.5-9	0-0	0-0-0	0-0	0	1	0
Florida State	1-1-2	0-0	0-0	0-0-0	0-0	0	1	0
Wake Forest	1-1-2	0-0	0-0	0-0-0	0-0	0	0	0
Virginia	1-0-1	1.0-9	1.0-9	0-0-0	0-0	0	0	0
Syracuse	1-0-1	1.0-2	0-0	0-0-0	0-0	0	1	0



#99 JAMES HEARN ■ Sr. ■ LB

TALLAHASSEE, FLA.
LINCOLN HS

CAREER STATS

Yr	G/S	S	A	Tot	TFL-Yd	Sk-Yd	FR	FF	Int	PB
2013	redshirt									
2014	2/0	0	0	0	0-0	0-0	0-0	0	0-0	0
2015	12/0	9	3	12	3.5-15	2.5-14	1-0	0	0-0	0
2016	12/12	31	12	43	11-82	8.0-71	0-0	5	0-0	2
2017	11/8	27	11	38	13.5-62	7.0-48	1-0	4	0-0	2
Tot.	36/20	67	26	93	28.0-159	17.5-133	2-0	9	0-0	4

CAREER HIGHS

Tackles: 8 vs. Clemson, 9/16/17
 Tackles for Loss: 3.0 (2x) MR vs. Syracuse, 11/18/17
 Sacks: 3.0 vs. Virginia, 11/11/17
 Interceptions: --
 Forced Fumbles: 3 vs. Virginia, 11/11/17
 Fumble Recoveries: 1 (2x) MR vs. NC State, 10/5/17
 Passes Breakups: 1 (4x) MR vs. Florida State, 10/21/17

2017 SEASON NOTES

- Matched a career best with 3.0 tackles for loss against Syracuse, while forcing one fumble
- Moved into a tie for fourth on the school's single-season list with four forced fumbles
- Set career highs with 3.0 tackles for loss - all sacks - against Virginia; set the school's single-game record with three forced fumbles
- Totaled a career-best eight tackles against Clemson, including first two sacks of the season

2017 GAME-BY-GAME

Opponent	Tackles		Sacks		FF-FR-Yds	Int-Yds	PBU	QBH
	UT-AT-TT	TFL-Yds	No-Yds					
Purdue	1-2-3	0-0	0-0	0-0-0	0-0	0	0	
N. Carolina	3-1-4	0.5-0	0-0	0-0-0	0-0	0	0	
Clemson	6-2-8	2.0-12	2.0-12	0-0-0	0-0	0	0	
Kent State	3-2-5	2.0-5	0-0	0-0-0	0-0	0	0	
Murray St.	0-0-0	0-0	0-0	0-0-0	0-0	0	1	
NC State	2-1-3	0-0	0-0	0-1-0	0-0	0	0	
Boston College	2-0-2	1.0-5	1.0-5	0-0-0	0-0	1	0	
Florida State	2-2-4	1.5-2	0-0	0-0-0	0-0	1	0	
Wake Forest	0-1-1	0.5-2	0-0	0-0-0	0-0	0	0	
Virginia	4-0-4	3.0-24	3.0-24	3-0-0	0-0	0	0	
Syracuse	4-0-4	3.0-12	1.0-7	1-0-0	0-0	0	0	



#21 LONDON IAKOPO ■ Jr. ■ LB

CARSON, CALIF.
LONG BEACH CC

CAREER STATS

Yr	G/S	S	A	Tot	TFL-Yd	Sk-Yd	FR	FF	Int	PB
2016	5/0	3	2	5	0-0	0-0	0-0	0	0-0	0
2017	10/1	6	6	12	1.5-9	1.0-9	0-0	0	0-0	0
Tot.	15/1	9	8	17	1.5-9	1.0-9	0-0	0	0-0	0

CAREER HIGHS

Tackles: 3 (3x) MR vs. NC State, 10/5/17
 Tackles for Loss: 1.0 vs. Clemson, 9/16/17
 Sacks: 1.0 vs. Clemson, 9/16/17
 Interceptions: --
 Pass Breakups: --

2017 SEASON NOTES

- Earned first career start and tied a career high with three tackles against Kent State
- Logged first career sack against Clemson
- Came off the bench and contributed two tackles against Purdue

2017 GAME-BY-GAME

Opponent	Tackles		Sacks		FF-FR-Yds	Int-Yds	PBU	QBH
	UT-AT-TT	TFL-Yds	No-Yds					
Purdue	1-1-2	0.5-0	0-0	0-0-0	0-0	0	0	
N. Carolina	0-0-0	0-0	0-0	0-0-0	0-0	0	0	
Clemson	3-0-3	1.0-9	1.0-9	0-0-0	0-0	0	0	
Kent State	1-2-3	0-0	0-0	0-0-0	0-0	0	0	
Murray St.	0-0-0	0-0	0-0	0-0-0	0-0	0	0	
NC State	0-3-3	0-0	0-0	0-0-0	0-0	0	0	
Boston College	0-0-0	0-0	0-0	0-0-0	0-0	0	0	
Florida State	1-0-1	0-0	0-0	0-0-0	0-0	0	0	
Wake Forest	0-0-0	0-0	0-0	0-0-0	0-0	0	0	
Virginia		DNP						
Syracuse	0-0-0	0-0	0-0	0-0-0	0-0	0	0	



#8

LAMAR JACKSON ■ Jr. ■ QBPOMPAÑO BEACH, FLA.
BOYNTON BEACH HS**CAREER STATS****PASSING**

Yr	G/S	C	A	Int	Yds	TD	Pct	Lg	Effic
2015	12/7	135	247	8	1840	12	54.7	56	126.8
2016	13/13	230	409	9	3543	30	56.2	74	148.8
2017	11/11	226	378	6	3273	23	59.8	78	149.4
Tot.	36/31	591	1034	23	8656	65	57.2	78	143.8

RUSHING

Yr	G/S	Att	Yds	TD	Y/C	LG
2015	12/8	163	960	11	5.9	73
2016	13/13	260	1571	21	6.0	72
2017	11/11	190	1287	17	6.8	68
Tot.	36/32	613	3818	49	6.2	73

2017 GAME-BY-GAME

Opponent	-----Passing-----					-----Rushing-----				
	Comp	Att	Int	Yds	TD	Lg	No.	Yds	TD	LG
Purdue	30	46	0	378	2	39	21	107	0	15
N. Carolina	25	39	0	393	3	75	19	132	3	43
Clemson	21	42	1	317	3	78	17	64	0	30
Kent State	18	22	2	299	2	69	8	34	1	18
Murray St.	18	26	0	249	3	57	7	100	1	30
NC State	26	47	1	354	1	65	19	73	2	17
Boston College	19	39	1	332	2	48	22	180	3	41
Florida State	13	21	0	156	1	26	23	178	1	51
Wake Forest	27	44	1	330	1	26	27	161	3	55
Virginia	15	26	0	195	3	35	15	147	1	68
Syracuse	14	26	0	270	2	72	12	111	2	43

CAREER HIGHS


Completions:	30 vs. Purdue, 9/2/17
Passing Attempts:	47 vs. NC State, 10/5/17
Passing Yards:	417 vs. Marshall, 9/24/16
Passing TDs:	6 vs. Charlotte, 9/1/16
Interceptions:	3 vs. Kentucky, 11/26/16
Long Pass:	78 vs. Clemson, 9/16/17
Rushes:	31 vs. Clemson, 10/1/16
Rushing Yards:	226 vs. Texas A&M, 12/30/15
Rushing TDs:	4 (2x) MR vs. Florida State, 9/17/16
Long Rush:	73 vs. Samford, 9/26/15
Total Offense Yards:	610 vs. Syracuse, 9/9/16

CAREER HONORS

- 2016 Heisman Trophy, youngest winner of the award
- 2016 Davey O'Brien Award, nation's top quarterback
- 2016 Maxwell Award as the nation's top football player
- 2016 ACC Player of the Year and ACC Offensive Player of the Year
- 2015 Music City Bowl MVP

2017 SEASON NOTES

- Finished the game versus Syracuse with 381 yards of total offense, becoming the school's career leader in total offense
- Rushed for 120 yards against the Orange, becoming only the second player in ACC history to string together five-straight 100-yard rushing games twice in his career, joining Boston College's Montel Harris; needs 78 yards to pass Indiana's Antwaan Randle El (3,895, 1998-01) for seventh on the NCAA career list for rushing yards by a QB
- Had 342 yards of total offense against Virginia, including 195 through the air; became the first player in FBS history to have two seasons with 1,000 rushing yards and 3,000 passing yards (achieved one time by seven players)
- With the performance against the Cavaliers, achieved the fourth season in Louisville history with 4,000 yards of total offense by an individual (Chris Redman, 1998; Teddy Bridgewater, 2013; Lamar Jackson, 2016)
- Registered fifth 100-yard rushing game of the season, going 161 yards against Wake Forest; became the fourth player - first underclassman - in FBS history with 3,000 rushing and 8,000 passing yards in a career
- From the performance against Wake Forest, became the third player - first underclassman - to have consecutive seasons with 1,000 rushing and 2,500 passing yards
- Became the fifth quarterback in FBS history to rush for 40 TDs and pass for 60 TDs, doing so earlier in his career than any other player, after throwing for one score against the Demon Deacons
- Had 491 yards of total offense, totaling 14th career with at least 400 yards of offense to break the ACC record
- Produced 512 yards of total offense (332 passing, 180 rushing), with five touchdowns responsible against Boston College
- With 180 rushing yards against the Eagles, broke the school's career rushing yards record originally held by Walter Peacock (3,204, 1972-75)
- Rushed for three touchdowns against Boston College, setting the school's career rushing touchdowns record
- Became the first player in the ACC's 65-year history to have three games with at least 500 yards of total offense
- Had 427 yards of total offense against NC State, becoming the third player in Louisville history, seventh in ACC history, to reach 10,000 yards of total offense for his career; he is the first Louisville player, second in the ACC, to reach the plateau before their senior season
- With his 73 yards rushing at NC State, became the sixth player in FBS history to rush for 3,000 yards and pass for over 7,000 passing yards in a career
- The second rushing touchdown against the Wolfpack made him the ACC career record holder for rushing touchdowns by a quarterback (currently has 46)
- Rushed seven times for 100 yards and one touchdown, while throwing for 249 yards and three touchdowns against Murray State; broke Chris Redman's school record for points responsibility
- With his performance against the Racers, set the Louisville record for most 100-yard rushing games; the original mark was 15
- Threw for two scores against Kent State and ran for one, breaking Chris Redman's school record for touchdown responsibility
- Ran for 64 yards against Clemson, taking the No. 1 position in the ACC record book for career rushing yards by a quarterback; passed Georgia Tech's Joshua Nesbitt, who previously held the mark with 2,806 yards
- Tossed first interception of the season against Clemson, breaking a streak of 135-passing attempts without a pick
- Totaled 525 yards of total offense against North Carolina, eighth most in an ACC game in school history; became second player in FBS history to record at least 300 passing yards and 100 rushing yards in consecutive games
- Surpassed 1,000 yards of total offense with his performance against North Carolina; achieved the feat in consecutive seasons and is one of only two players in FBS history since 2000 to reach the 1,000-yard plateau
- Was responsible for six touchdowns against North Carolina, the fourth game in his career achieving the feat
- Selected a preseason All-America second-team honoree
- Named to the all-ACC preseason team
- Tabbed to the Paul Hornung, Jim Thorpe, Chuck Bednarik, and Bronko Nagurski preseason watch lists



#28 MASON KING ■ So. ■ P

LOUISVILLE, KY.
ST. XAVIER HS

CAREER STATS

Yr	G/S	Punts	Yds	Avg	In-20	50+	TB	Lg
2015		redshirt						
2016	13/0	55	2413	43.9	16	14	1	60
2017	11/0	39	1718	44.1	9	10	2	58
Tot.	24/0	94	4131	43.9	25	24	3	60

CAREER HIGHS

Punts: 8 (2x) MR vs. Clemson, 9/16/17
 Punting Yards: 404 vs. LSU, 12/31/16
 Punting Average: 51.7 vs. Syracuse, 11/18/17
 Long Punt: 60 vs. Clemson, 10/1/16

2017 SEASON NOTES

- Set a career best with a 51.7 yard average, totaling three punts for 155 yards against Syracuse; matched a season long with a 58-yard kick
- Logged a 49.7 yard average, with three boots for 149 yards; placed a season-best two inside the 20 against Florida State
- Punted six times for 286 yards against Boston College for an average of 47.7
- Had a career-tying best eight punts against Clemson, including a season long of 58
- Punted three times against Purdue for 132 yards, an average of 44.0 yards

2017 GAME-BY-GAME

Opponent	No.	Yds	Avg	Lg	Blkd	TB	I20
Purdue	3	132	44.0	47	0	0	1
N. Carolina	1	36	36.0	36	0	0	1
Clemson	8	350	43.8	58	0	0	1
Kent State	1	45	45.0	45	0	0	0
Murray St.	1	45	45.0	45	0	0	0
NC State	5	203	40.6	52	0	0	1
Boston College	6	286	47.7	57	0	1	0
Florida State	3	149	49.7	56	0	0	2
Wake Forest	5	196	39.2	56	0	1	1
Virginia	3	121	40.3	43	0	0	1
Syracuse	3	155	51.7	58	0	0	1



#4 JAWON PASS ■ So. ■ QB

COLUMBUS, GA.
CARVER HS

CAREER STATS

PASSING

Yr	G/S	C	A	Int	Yds	TD	Pct	Lg	Effic
2016		redshirt							
2017	5/0	23	33	0	238	2	69.7	31	150.3
Tot.	5/0	23	33	0	238	2	69.7	31	150.3

RUSHING

Yr	G/S	Att	Yds	TD	Y/C	LG
2016		redshirt				
2017	5/0	12	39	1	3.2	34
Tot.	5/0	12	39	1	3.2	34

CAREER HIGHS

Completions: 14 vs. Murray State, 9/30/17
 Passing Attempts: 19 vs. Murray State, 9/30/17
 Passing Yards: 115 vs. Murray State, 9/30/17
 Passing TDs: 1 (2x) MR vs. Syracuse, 11/18/17
 Interceptions: --
 Long Pass: 31 vs. Kent State, 9/23/17
 Rushes: 9 vs. Murray State, 9/30/17
 Rushing Yards: 36 vs. Murray State, 9/30/17
 Rushing TDs: 1 vs. Murray State, 9/30/17
 Long Rush: 34 vs. Murray State, 9/30/17

2017 SEASON NOTES

- Tossed second touchdown pass of the season, completing a 29-yard strike to Dez Fitzpatrick against Syracuse
- Completed a season-best 14-of-19 passes for 115 yards and one touchdown against Murray State; had nine carries for 36 yards, including first career rushing score
- Made collegiate debut against Kent State, connecting on 5-of-8 passes for 75 yards

2017 GAME-BY-GAME

Opponent	----Passing----					----Rushing----				
	Comp	Att	Int	Yds	TD	Lg	No.	Yds	TD	LG
Purdue				DNP						
N. Carolina				DNP						
Clemson				DNP						
Kent State	5-8-0	75	0	31	1	0	0	0	0	0
Murray St.	14-19-0	115	1	18	9	36	1	34		
NC State				DNP						
Boston College				DNP						
Florida State				DNP						
Wake Forest	1-2-0	2	0	2	1	-2	0	0	0	0
Virginia	0-0-0	0	0	0	0	0	0	0	0	0
Svracuse	3-4-0	46	1	29	1	5	0	5		



#30 KHANE PASS ■ So. ■ S

COLUMBUS, GA.
CARVER HS

CAREER STATS

Yr	G/S	S	A	Tot	TFL-Yd	Sk-Yd	FR	FF	Int	PB
2015		redshirt								
2016	10/1	11	8	19	1.5-2	0-0	0-0	0	0-0	1
2017	11/5	22	14	36	3.0-16	0-0	0-0	1	1-40	1
Tot.	21/6	33	22	55	4.5-18	0-0	0-0	1	1-40	2

CAREER HIGHS

Tackles: 6 (2x) MR vs. NC State, 10/5/17
 Tackles for Loss: 1.0 (3x) MR vs. Kent State, 9/23/17
 Sacks: --
 Interceptions: 1 vs. Syracuse, 11/18/17
 Fumble Recovery: 1 vs. Kent State, 9/23/17
 Pass Breakups: 1 (2x) MR vs. Clemson, 9/16/17

2017 SEASON NOTES

- Picked off first career pass and returned it 40 yards against Syracuse
- Matched a career high with six tackles at NC State
- Forced first career fumble against Kent State, also accounting for 1.0 tackles for loss
- Made a career-high six tackles against Purdue

2017 GAME-BY-GAME

Opponent	Tackles			Sacks			PBU	QBH
	UT-AT-TT	TFL-Yds	No-Yds	FF-FR-Yds	Int-Yds			
Purdue	5-1-6	0.5-2	0-0	0-0-0	0-0	0	0	0
N. Carolina	3-1-4	0-0	0-0	0-0-0	0-0	0	0	0
Clemson	3-2-5	1.0-5	0-0	0-0-0	0-0	1	0	0
Kent State	2-1-3	1.0-8	0-0	1-0-0	0-0	0	0	0
Murray St.	0-2-2	0.5-1	0-0	0-0-0	0-0	0	0	0
NC State	4-2-6	0-0	0-0	0-0-0	0-0	0	1	0
Boston College	2-0-2	0-0	0-0	0-0-0	0-0	0	0	0
Florida State	0-1-1	0-0	0-0	0-0-0	0-0	0	0	0
Wake Forest	1-1-2	0-0	0-0	0-0-0	0-0	0	0	0
Virginia	1-3-4	0-0	0-0	0-0-0	0-0	0	0	0
Syracuse	1-0-1	0-0	0-0	0-0-0	1-40	0	0	0

#98 **TABARIUS PETERSON** ■ r-Fr. ■ DLTUCKER, GA.
TUCKER HS**CAREER STATS**

Yr	G/S	S	A	Tot	TFL-Yd	Sk-Yd	FR	FF	Int	PB
2016	redshirt									
2017	11/0	8	9	17	0-0	0-0	0-0	1	0-0	1
Tot.	11/0	8	9	17	0-0	0-0	0-0	1	0-0	1

2017 SEASON NOTES


- Totaled four tackles against Florida State
- Achieved a season-high five tackles against Kent State
- Forced first fumble of his career against Purdue

CAREER HIGHS

Tackles: 5 vs. Kent State, 9/23/17
 Tackles for Loss: --
 Sacks: --
 Interceptions: --
 Pass Breakups: 1 vs. Murray State, 9/30/17
 Forced Fumbles: 1 vs. Purdue, 9/2/17

2017 GAME-BY-GAME

Opponent	Tackles		Sacks No-Yds	FF-FR-Yds	Int-Yds	PBU	QBH
	UT-AT-TT	TFL-Yds					
Purdue	1-0-1	0-0	0-0	1-0-0	0-0	0	0
N. Carolina	0-1-1	0-0	0-0	0-0-0	0-0	0	0
Clemson	0-1-1	0-0	0-0	0-0-0	0-0	0	0
Kent State	2-3-5	0-0	0-0	0-0-0	0-0	0	0
Murray St.	1-0-1	0-0	0-0	0-0-0	0-0	1	0
NC State	0-0-0	0-0	0-0	0-0-0	0-0	0	0
Boston College	0-0-0	0-0	0-0	0-0-0	0-0	0	0
Florida State	2-2-4	0-0	0-0	0-0-0	0-0	0	0
Wake Forest	0-0-0	0-0	0-0	0-0-0	0-0	0	0
Virginia	1-2-3	0-0	0-0	0-0-0	0-0	0	0
Syracuse	1-0-1	0-0	0-0	0-0-0	0-0	0	1

#90 **DE'ASIAN RICHARDSON** ■ Sr. ■ DEJACKSONVILLE, FLA.
FIRST COAST HS**CAREER STATS**

Yr	G/S	S	A	Tot	TFL-Yd	Sk-Yd	FR	FF	Int	PB
2013	redshirt									
2014	11/0	3	6	9	0-0	0-0	0-0	0	0-0	0
2015	2/0	3	1	4	0-0	0-0	0-0	0	0-0	0
2016	13/3	13	4	17	4.0-8	0-0	0-0	0	0-0	1
2017	11/10	12	13	25	2.0-3	0-0	0-0	0	0-0	0
Tot.	37/13	31	24	55	6.0-11	0-0	0-0	0	0-0	1

2017 SEASON NOTES

- Totaled a season-high seven tackles against Florida State
- Assisted on a tackle for loss against North Carolina and Florida State

CAREER HIGHS

Tackles: 7 vs. Florida State, 10/21/17
 Tackles for Loss: 2 vs. Kentucky, 11/26/16
 Sacks: --
 Interceptions: --
 Pass Breakups: 1 vs. LSU, 12/31/16

2017 GAME-BY-GAME

Opponent	Tackles		Sacks No-Yds	FF-FR-Yds	Int-Yds	PBU	QBH
	UT-AT-TT	TFL-Yds					
Purdue	0-1-1	0-0	0-0	0-0-0	0-0	0	0
N. Carolina	0-2-2	0.5-1	0-0	0-0-0	0-0	0	0
Clemson	0-1-1	0-0	0-0	0-0-0	0-0	0	0
Kent State	3-0-3	0-0	0-0	0-0-0	0-0	0	0
Murray St.	0-0-0	0-0	0-0	0-0-0	0-0	0	0
NC State	1-1-2	0-0	0-0	0-0-0	0-0	0	0
Boston College	2-1-3	0-0	0-0	0-0-0	0-0	0	0
Florida State	2-5-7	0.5-0	0-0	0-0-0	0-0	0	0
Wake Forest	1-1-2	0-0	0-0	0-0-0	0-0	0	0
Virginia	0-0-0	0-0	0-0	0-0-0	0-0	0	0
Syracuse	3-1-4	1.0-2	0-0	0-0-0	0-0	0	0

#94 **G.G. ROBINSON** ■ So. ■ DTLILBURN, GA.
PARKVIEW HS**CAREER STATS**

Yr	G/S	S	A	Tot	TFL-Yd	Sk-Yd	FR	FF	Int	PB
2015	redshirt									
2016	9/0	2	0	2	0-0	0-0	0-0	0	0-0	0
2017	11/6	8	18	26	3.0-6	0-0	0-0	0	0-0	1
Tot.	20/6	10	18	28	3.0-6	0-0	0-0	0	0-0	1

2017 SEASON NOTES

- Started against NC State and finished with a career-best six tackles
- Earned the starting nod against Clemson, first of career
- Logged three tackles, including 1.5 for loss, against Purdue

CAREER HIGHS

Tackles: 6 vs. NC State, 10/5/17
 Tackles for Loss: 1.5 vs. Purdue, 9/2/17
 Sacks: --
 Interceptions: --
 Pass Breakups: 1 vs. Murray State, 9/30/17

2017 GAME-BY-GAME

Opponent	Tackles		Sacks No-Yds	FF-FR-Yds	Int-Yds	PBU	QBH
	UT-AT-TT	TFL-Yds					
Purdue	1-2-3	1.5-4	0-0	0-0-0	0-0	0	0
N. Carolina	0-0-0	0-0	0-0	0-0-0	0-0	0	0
Clemson	1-1-2	0-0	0-0	0-0-0	0-0	0	0
Kent State	2-3-5	1.0-2	0-0	0-0-0	0-0	0	0
Murray St.	0-3-3	0.5-0	0-0	0-0-0	0-0	1	0
NC State	1-5-6	0-0	0-0	0-0-0	0-0	0	0
Boston College	2-1-3	0-0	0-0	0-0-0	0-0	0	0
Florida State	1-3-4	0-0	0-0	0-0-0	0-0	0	0
Wake Forest	0-0-0	0-0	0-0	0-0-0	0-0	0	0
Virginia	0-0-0	0-0	0-0	0-0-0	0-0	0	0
Syracuse	0-0-0	0-0	0-0	0-0-0	0-0	0	0



#1

TRAVEON SAMUEL ■ Jr. ■ WR

 PHENIX CITY, ALA.
CENTRAL HS

CAREER STATS

RECEIVING

Yr	G/S	Rec	Yds	TD	Y/C	LG
2015	13/2	18	177	1	9.8	27
2016	13/1	18	230	1	12.8	38
2017	11/5	19	313	0	16.5	78
Tot.	37/8	55	720	2	13.1	78

RUSHING

Yr	G/S	Att	Yds	TD	Y/C	LG
2015	13/2	5	62	0	4.8	21
2016	13/1	8	54	1	6.8	21
2017	11/5	4	46	0	11.5	15
Tot.	37/8	17	162	1	9.5	21

KICK RETURN

Yr	G/S	Ret	Yds	TD	Avg/Ret	LG
2015	13/2	12	321	1	26.8	100
2016	13/1	11	190	0	17.3	30
2017	11/5	11	203	0	18.5	35
Tot.	37/8	34	714	1	21.0	100

CAREER HIGHS

Receptions:	6 vs. Houston, 9/12/15
Receiving Yards:	100 vs. Clemson, 9/16/17
Receiving TDs:	1 (2x) MR vs. Charlotte, 9/1/16
Long Reception:	78 vs. Clemson, 9/16/17
Rushes:	2 (3x) MR vs. Florida State, 9/17/16
Rushing Yards:	30 vs. Virginia, 11/14/15
Rushing TDs:	1 vs. Syracuse, 9/9/16
Long Rush:	21 (2x) MR vs. Syracuse, 9/9/16
Kickoff Returns:	5 vs. Kentucky, 11/26/16
Kickoff Return Yds:	108 vs. Kentucky, 11/26/16
Long Kickoff Return:	100 vs. Clemson, 9/17/15

2017 SEASON NOTES

- ▶ Matched a season high with five catches against Wake Forest for 72 yards
- ▶ Hauled in two catches for a career-best 100 yards against Clemson, including a long of 78; compiled the fourth game in school history that a player reached 100 receiving yards in two or fewer catches
- ▶ Recorded five catches for 55 yards in the season opener against Purdue

2017 GAME-BY-GAME

Opponent	----Rushing----				----Receiving----			
	No.	Yds.	TD	Lg	No.	Yds	TD	LG
Purdue	0	0	0	0	5	55	0	21
N. Carolina	1	10	0	10	1	6	0	6
Clemson	0	0	0	0	2	100	0	78
Kent State	1	15	0	15	0	0	0	0
Murray St.	1	13	0	13	2	26	0	18
NC State	0	0	0	0	1	2	0	2
Boston College	0	0	0	0	0	0	0	0
Florida State	0	0	0	0	1	13	0	13
Wake Forest	1	8	0	8	5	72	0	26
Virginia	0	0	0	0	1	35	0	35
Syracuse	0	0	0	0	1	4	0	4



#11

DEE SMITH ■ Jr. ■ S

 FLORENCE, ALA.
FLORENCE HS

CAREER STATS

Yr	G/S	S	A	Tot	TFL-Yd	Sk-Yd	FR	FF	Int	PB
2015	6/0	2	5	7	0-0	0-0	0-0	0	1-0	0
2016	12/3	31	11	42	1.0-1	0-0	0-0	0	0-0	1
2017	10/3	22	15	37	0-0	0-0	0-0	0	1-45	1
Tot.	28/6	55	31	86	1.0-1	0-0	0-0	0	2-45	2

2017 SEASON NOTES

- ▶ Picked off the second pass of his career - first of the season - and returned it 45 yards against Virginia
- ▶ Collected a season-best tackles against Boston College in first start of the season
- ▶ Had five tackles against Clemson

2017 GAME-BY-GAME

Opponent	Tackles		Sacks		FF-FR-Yds	Int-Yds	PBU	QBH
	UT-AT-TT	TFL-Yds	No-Yds	No-Yds				
Purdue	0-1-1	0-0	0-0	0-0-0	0-0	0	0	0
N. Carolina	1-0-1	0-0	0-0	0-0-0	0-0	0	0	0
Clemson	3-2-5	0-0	0-0	0-0-0	0-0	0	0	0
Kent State	2-0-2	0-0	0-0	0-0-0	0-0	0	0	0
Murray St.	1-1-2	0-0	0-0	0-0-0	0-0	0	1	1
NC State	1-2-3	0-0	0-0	0-0-0	0-0	0	0	0
Boston College	5-2-7	0-0	0-0	0-0-0	0-0	0	0	0
Florida State	2-2-4	0-0	0-0	0-0-0	0-0	0	0	0
Wake Forest		DNP						
Virginia	4-2-6	0-0	0-0	0-0-0	1-45	0	0	0
Syracuse	3-3-6	0-0	0-0	0-0-0	0-0	1	0	0

CAREER HIGHS

Tackles:	10 vs. Houston, 11/17/16
Tackles for Loss:	1.0 vs. Wake Forest, 11/12/16
Sacks:	--
Interceptions:	1 (2x) MR vs. Virginia, 11/11/17
Pass Breakups:	1 (2x) MR vs. Syracuse, 11/18/17



#9

JAYLEN SMITH ■ Jr. ■ WRPASCAGOULA, MISS.
PASCAGOULA HS**CAREER STATS**

Yr	G/S	Rec	Yds	TD	Y/C	LG
2015	13/10	29	376	1	13.0	55
2016	13/5	27	599	6	22.2	74
2017	8/8	47	798	5	17.0	75
Tot.	34/23	103	1773	12	17.2	75

CAREER HIGHS

Receptions: 9 vs. North Carolina, 9/9/17
 Receiving Yards: 183 vs. North Carolina, 9/9/17
 Receiving TDs: 2 vs. Virginia, 11/11/17
 Long Reception: 75 vs. North Carolina, 9/9/17

2017 SEASON NOTES

- ▶ Boosted career yards per catch average following the Syracuse game to 17.2, ranking third in school history with a 100-catch minimum
- ▶ Set a career-high with two touchdown catches, while totaling 84 yards against Virginia; the second TD reception was a one-handed grab
- ▶ Had fourth career game, third of season, with 100-receiving yards in a six-catch, 118-yard performance against Boston College
- ▶ Missed three games with an injury
- ▶ Pulled in a receiving touchdown for the second-consecutive game, also totaling 79 yards against Clemson
- ▶ Collected 183 yards on nine catches against North Carolina with one touchdown; it was his third career game, second straight, with at least 100 yards receiving
- ▶ The 300 receiving yards through two games are the most by a UofL receiver in the first two contests, surpassing Harry Douglas' mark of 251 in 2007
- ▶ The 183 yards receiving versus the Tar Heels are the most by a UofL receiver since Jamari Staples had 194 against Pitt in 2015

2017 GAME-BY-GAME

Opponent	No.	Yds.	TD	Lg
Purdue	8	117	0	29
N. Carolina	9	183	1	75
Clemson	5	79	1	36
Kent State		DNP		
Murray St.		DNP		
NC State		DNP		
Boston College	6	118	0	34
Florida State	5	49	0	21
Wake Forest	6	73	0	24
Virginia	5	84	2	29
Syracuse	3	95	1	72



#4

TRESEAN SMITH ■ Fr. ■ SHAMILTON, OHIO
LASALLE HS**CAREER STATS**

Yr	G/S	S	A	Tot	TFL-Yd	Sk-Yd	FR	FF	Int	PB
2017	11/3	18	12	30	4.0-15	1.0-8	0-0	0	2-0	0
Tot.	11/3	18	12	30	4.0-15	1.0-8	0-0	0	2-0	0

CAREER HIGHS


Tackles: 6 vs. Boston College, 10/14/17
 Tackles for Loss: 2.0 (2x) MR vs. Boston College, 10/14/17
 Sacks: 1.0 vs. Boston College, 10/14/17
 Interceptions: 1 (2x) MR vs. Boston College, 10/14/17
 Pass Breakups: --

2017 SEASON NOTES

- ▶ Had a season-best six tackles against Boston College, including first career sack; registered second interception of the season in the contest
- ▶ Tallied a season-high 2.0 tackles for loss against Kent State
- ▶ Made three stops at North Carolina
- ▶ Recorded one tackle and first career interception against Purdue in collegiate debut

2017 GAME-BY-GAME

Opponent	Tackles		Sacks						
	UT-AT-TT	TFL-Yds	No-Yds	FF-FR-Yds	Int-Yds	PBU	QBH		
Purdue	1-0-1	0-0	0-0	0-0-0	1-0	0	0		
N. Carolina	3-0-3	0-0	0-0	0-0-0	0-0	0	0		
Clemson	0-1-1	0-0	0-0	0-0-0	0-0	0	0		
Kent State	2-1-3	2.0-5	0-0	0-0-0	0-0	0	0		
Murray St.	0-2-2	0-0	0-0	0-0-0	0-0	0	0		
NC State	0-1-1	0-0	0-0	0-0-0	0-0	0	0		
Boston College	5-1-6	2.0-10	1.0-8	0-0-0	1-0	0	0		
Florida State	3-1-4	0-0	0-0	0-0-0	0-0	0	0		
Wake Forest	2-2-4	0-0	0-0	0-0-0	0-0	0	0		
Virginia	1-0-1	0-0	0-0	0-0-0	0-0	0	0		
Syracuse	1-3-4	0-0	0-0	0-0-0	0-0	0	0		



#81 EMONEE SPENCE ■ So. ■ WR

PEMBROKE PINES, FLA.
FLANAGAN HS

CAREER STATS

Yr	G/S	Rec	Yds	TD	Y/C	LG
2015	7/0	1	7	0	7.0	7
2016	redshirt					
2017	2/0	5	48	0	9.6	15
Tot.	9/0	6	55	0	9.2	15

CAREER HIGHS


Receptions: 3 vs. Kent State, 9/23/17
 Receiving Yards: 27 vs. Kent State, 9/23/17
 Receiving TDs: --
 Long Reception: 15 vs. Kent State, 9/23/17

2017 SEASON NOTES

► Made first appearance of the season against Kent State, pulling in career highs of three catches and 27 yards

2017 GAME-BY-GAME

Opponent	No.	Yds.	TD	Lg
Purdue	DNP			
N. Carolina	DNP			
Clemson	DNP			
Kent State	3	27	0	15
Murray St.	2	21	0	14
NC State	DNP			
Boston College	DNP			
Florida State	DNP			
Wake Forest	DNP			
Virginia	DNP			
Syracuse	DNP			



#80 CHARLES STANDBERRY ■ Sr. ■ TE

MONTGOMERY, ALA.
CARVER HS

CAREER STATS

Yr	G/S	Rec	Yds	TD	Y/C	LG
2014	13/1	7	57	2	8.1	17
2015	13/0	6	71	0	11.8	38
2016	11/0	4	46	0	11.5	20
2017	11/9	26	282	3	10.8	25
Tot.	48/10	43	456	5	10.6	38

CAREER HIGHS

Receptions: 4 (2x) MR vs. Murray State, 9/30/17
 Receiving Yards: 43 vs. Murray State, 9/30/17
 Receiving TDs: 1 (5x) MR vs. Wake Forest, 10/28/17
 Long Reception: 38 vs. Kentucky, 11/28/15

2017 SEASON NOTES

► Matched a season- and career-best four receptions, tallying 43 yards and one touchdown against Murray State
 ► Caught a career-high four passes for 34 yards, including first touchdown of the season, against Clemson

2017 GAME-BY-GAME

Opponent	No.	Yds.	TD	Lg
Purdue	2	12	0	7
N. Carolina	1	15	0	15
Clemson	4	34	1	11
Kent State	2	19	0	12
Murray St.	4	43	1	18
NC State	2	20	0	10
Boston College	2	38	0	23
Florida State	2	34	0	25
Wake Forest	2	26	1	20
Virginia	2	10	0	7
Syracuse	3	31	0	16



#42 ISAAC STEWART ■ Jr. ■ LB

CHARLOTTE, N.C.
BUTLER HS

CAREER STATS

Yr	G/S	S	A	Tot	TFL-Yd	Sk-Yd	FR	FF	Int	PB
2014	redshirt									
2015	13/0	3	4	7	0-0	0-0	0-0	0	0-0	0
2016	13/0	15	9	24	1.0-6	1.0-6	0-0	0	0-0	1
2017	10/2	15	11	26	2.0-4	0-0	0-0	1	0-0	0
Tot.	36/2	33	24	57	3.0-10	0-0	0-0	1	0-0	1

CAREER HIGHS

Tackles: 10 vs. Boston College, 10/14/17
 Tackles for Loss: 1.0 (3x) vs. Murray State, 9/30/17
 Sacks: 1.0 vs. Boston College, 11/5/16
 Interceptions: --
 Forced Fumbles: 1 vs. Boston College, 10/14/17
 Pass Breakups: 1 vs. Syracuse, 9/9/16

2017 SEASON NOTES

► Paced the team with nine tackles at Florida State, including five solo stops
 ► Set a career high with 10 tackles against Boston College, while forcing first career fumble
 ► Racked up two tackles, including 1.0 for loss, against Kent State

2017 GAME-BY-GAME

Opponent	Tackles		Sacks	FF-FR-Yds	Int-Yds	PBU	QBH
	UT-AT-TT	TFL-Yds	No-Yds				
Purdue	0-0-0	0-0	0-0	0-0-0	0-0	0	0
N. Carolina	0-0-0	0-0	0-0	0-0-0	0-0	0	0
Clemson	0-0-0	0-0	0-0	0-0-0	0-0	0	0
Kent State	2-0-2	1.0-3	0-0	0-0-0	0-0	0	0
Murray St.	1-0-1	1.0-1	0-0	0-0-0	0-0	0	0
NC State	0-0-0	0-0	0-0	0-0-0	0-0	0	0
Boston College	6-4-10	0-0	0-0	1-0-0	0-0	0	1
Florida State	5-4-9	0-0	0-0	0-0-0	0-0	0	0
Wake Forest	1-2-3	0-0	0-0	0-0-0	0-0	0	0
Virginia	0-1-1	0-0	0-0	0-0-0	0-0	0	0
Syracuse		DNP					



#32 STACY THOMAS ■ Sr. ■ LB

MIAMI, FLA.
GULLIVER PREP

CAREER STATS

Yr	G/S	S	A	Tot	TFL-Yd	Sk-Yd	FR	FF	Int	PB
2013	redshirt									
2014	13/0	6	3	9	0-0	0-0	0-0	0	0-0	0
2015	13/0	17	14	31	0-0	0-0	1-0	0	0-0	1
2016	13/11	49	36	85	7.5-26	1.0-8	2-23	0	1-23	3
2017	8/8	26	24	50	5.5-18	1.0-5	1-0	0	1-61	3
Tot.	46/18	98	77	175	13.0-44	2.0-13	4-23	0	2-84	7

CAREER HIGHS

Tackles: 11 (2x) MR vs. LSU, 12/31/16
 Tackles for Loss: 3.5 vs. Wake Forest, 10/28/17
 Sacks: 1.0 (2x) MR vs. Wake Forest, 10/28/17
 Interceptions: 1 (2x) MR vs. Purdue, 9/2/17
 Pass Breakups: 1 (7x) MR vs. vs. Murray State, 9/30/17
 Fumbles Recovered: 1 (4x) MR vs. Purdue, 9/2/17

2017 SEASON NOTES

- Returned to the lineup against Wake Forest and matched a season best with 10 stops, including a career-high 3.5 tackles for loss
- Had two tackles at NC State before leaving the game with an injury
- Logged 10 tackles against Clemson, the fourth time with double-digit stops in career
- Had six tackles against Purdue; registered second career interception in the game and returned it 61 yards for a touchdown

2017 GAME-BY-GAME

Opponent	Tackles		Sacks	FF-FR-Yds	Int-Yds	PBU	QBH
	UT-AT-TT	TFL-Yds					
Purdue	2-4-6	0.5-1	0-0	0-1-0	1-61	1	1
N. Carolina	1-3-4	0-0	0-0	0-0-0	0-0	1	0
Clemson	5-5-10	0-0	0-0	0-0-0	0-0	0	0
Kent State		DNP					
Murray St.	4-1-5	1.0-3	0-0	0-0-0	0-0	1	0
NC State	0-2-2	0.5-1	0-0	0-0-0	0-0	0	0
Boston College		DNP					
Florida State		DNP					
Wake Forest	7-3-10	3.5-13	1.0-5	0-0-0	0-0	0	0
Virginia	3-3-6	0-0	0-0	0-0-0	0-0	0	0
Syracuse	4-3-7	0-0	0-0	0-0-0	0-0	0	0



#20 RONALD WALKER ■ Sr. ■ CB

BYRAN, MISS.
COPIAH-LINCOLN CC

CAREER STATS

Yr	G/S	S	A	Tot	TFL-Yd	Sk-Yd	FR	FF	Int	PB
2016	12/1	13	10	23	0.5-0	0-0	0-0	0	1-31	1
2017	11/2	24	9	33	1.0-1	0-0	0-0	0	0-0	2
Tot.	23/3	37	19	56	1.5-1	0-0	0-0	0	1-31	3

CAREER HIGHS


Tackles: 8 vs. LSU, 12/31/16
 Tackles for Loss: 1.0 vs. Murray State, 9/30/17
 Sacks: --
 Interceptions: 1 vs. Wake Forest, 11/12/16
 Pass Breakups: 1 (3x) MR vs. vs. Kent State, 9/23/17

2017 SEASON NOTES

- Logged at least five tackles in first three games, including a season-best seven against both North Carolina and Clemson

2017 GAME-BY-GAME

Opponent	Tackles		Sacks	FF-FR-Yds	Int-Yds	PBU	QBH
	UT-AT-TT	TFL-Yds					
Purdue	5-1-6	0-0	0-0	0-0-0	0-0	1	0
N. Carolina	5-2-7	0-0	0-0	0-0-0	0-0	0	0
Clemson	6-1-7	0-0	0-0	0-0-0	0-0	0	0
Kent State	0-0-0	0-0	0-0	0-0-0	0-0	1	0
Murray St.	1-2-3	1.0-1	0-0	0-0-0	0-0	0	0
NC State	1-1-2	0-0	0-0	0-0-0	0-0	0	0
Boston College	0-0-0	0-0	0-0	0-0-0	0-0	0	0
Florida State	1-0-1	0-0	0-0	0-0-0	0-0	0	0
Wake Forest	1-1-2	0-0	0-0	0-0-0	0-0	0	0
Virginia	2-0-2	0-0	0-0	0-0-0	0-0	0	0
Syracuse	2-1-3	0-0	0-0	0-0-0	0-0	0	0



#15 TRUMAINE WASHINGTON ■ Sr. ■ CB

MIAMI, FLA.
KILLIAN HS

CAREER STATS

Yr	G/S	S	A	Tot	TFL-Yd	Sk-Yd	FR	FF	Int	PB
2014	8/0	12	2	14	1.0-9	1.0-9	0-0	0	0-0	1
2015	13/12	48	8	56	7.0-33	2.0-20	1-0	3	4-57	6
2016	12/11	27	3	30	1.0-3	0-0	0-0	0	2-31	6
2017	11/10	23	10	33	1.0-8	1.0-8	0-0	0	4-81	8
Tot.	43/33	110	23	133	10.0-53	4.0-37	1-0	3	10-169	21

CAREER HIGHS

Tackles: 12 vs. Syracuse, 11/7/15
 Tackles for Loss: 4.0 vs. Syracuse, 11/7/15
 Sacks: 1.0 (4x) MR vs. Purdue, 9/2/17
 Interceptions: 2 vs. Florida State, 10/21/17
 Pass Breakups: 3 vs. Virginia, 11/11/17

2017 SEASON NOTES

- Had an interception against Syracuse, now is one of four players in Louisville history with at least 10 interceptions and at least 20 pass breakups, joining Anthony Floyd, Sam Madison, and Rashad Holman
- Made four stops and had a career-high three pass breakups against Virginia
- Picked off two passes against Florida State, first multi-interception career game
- Earned first interception of the season, seventh of career, against Kent State and returned it 37 yards for the touchdown
- Tallied first sack of the season, fourth of career, against Purdue; also had two pass breakups against the Boilermakers

2017 GAME-BY-GAME

Opponent	Tackles		Sacks	FF-FR-Yds	Int-Yds	PBU	QBH
	UT-AT-TT	TFL-Yds					
Purdue	5-1-6	1.0-8	1.0-8	0-0-0	0-0	2	0
N. Carolina	3-1-4	0-0	0-0	0-0-0	0-0	1	0
Clemson	3-1-4	0-0	0-0	0-0-0	0-0	1	0
Kent State	2-1-3	0-0	0-0	0-0-0	1-37	1	0
Murray St.	0-0-0	0-0	0-0	0-0-0	0-0	0	0
NC State	1-1-2	0-0	0-0	0-0-0	0-0	0	0
Boston College	0-1-1	0-0	0-0	0-0-0	0-0	0	0
Florida State	1-2-3	0-0	0-0	0-0-0	2-44	0	0
Wake Forest	3-0-3	0-0	0-0	0-0-0	0-0	0	0
Virginia	2-2-4	0-0	0-0	0-0-0	0-0	3	0
Syracuse	3-0-3	0-0	0-0	0-0-0	1-0	0	0



#22 CHUCKY WILLIAMS ■ Sr. ■ S

HIALEAH, FLA.
CHAMPAGNAT CATHOLIC SCHOOL

CAREER STATS

Yr	G/S	S	A	Tot	TFL-Yd	Sk-Yd	FR	FF	Int	PB
2013	redshirt									
2014	10/0	3	3	6	0-0	0-0	0-0	0	0-0	0
2015	13/12	38	23	61	2.0-6	0-0	1-0	1	3-79	7
2016	13/13	49	25	74	2.0-4	0-0	2-15	0	3-56	3
2017	11/11	41	27	68	0-0	0-0	0-0	3	2-2	4
Tot.	47/36	126	78	204	4.0-10	0-0	3-15	4	8-137	14

CAREER HIGHS

Tackles: 13 vs. Boston College, 10/14/17
 Tackles for Loss: 1.0 (4x) MR vs. Wake Forest, 11/12/16
 Sacks: --
 Forced Fumbles: 1 (4x) MR vs. Wake Forest, 10/28/17
 Interceptions: 1 (8x) MR vs. Syracuse, 11/18/17
 Pass Breakups: 3 vs. Texas A&M, 12/30/15

2017 SEASON NOTES

- ▶ Logged double-digit stops for the second time this season, making 10 tackles against Wake Forest; recorded second-consecutive game with a forced fumble
- ▶ Totaled a career-high 13 tackles against Boston College along with one pass breakup
- ▶ Swatted a season-high two passes against Clemson
- ▶ Forced second fumble of career against North Carolina
- ▶ Opened the season with six tackles and one interception against Purdue

2017 GAME-BY-GAME

Opponent	Tackles		Sacks		FF-FR-Yds	Int-Yds	PBU	QBH
	UT-AT-TT	TFL-Yds	No-Yds	FF-FR-Yds				
Purdue	6-0-6	0-0	0-0	0-0-0	1-0	0	0	0
N. Carolina	2-1-3	0-0	0-0	1-0-0	0-0	1	0	0
Clemson	5-0-5	0-0	0-0	0-0-0	0-0	2	0	0
Kent State	0-1-1	0-0	0-0	0-0-0	0-0	0	0	0
Murray St.	2-3-5	0-0	0-0	0-0-0	0-0	0	0	0
NC State	3-4-7	0-0	0-0	0-0-0	0-0	0	0	0
Boston College	6-7-13	0-0	0-0	0-0-0	0-0	1	0	0
Florida State	2-1-3	0-0	0-0	1-0-0	0-0	0	0	0
Wake Forest	6-4-10	0-0	0-0	1-0-0	0-0	0	0	0
Virginia	4-5-9	0-0	0-0	0-0-0	0-0	0	0	0
Syracuse	5-1-6	0-0	0-0	0-0-0	1-2	0	0	0



#25 DAE WILLIAMS ■ r-Fr. ■ RB

SAPULPA, OKLA.
SAPULPA HS

CAREER STATS

RUSHING

Yr	G/S	Att	Yds	TD	Y/C	LG
2017	4/0	29	170	2	5.9	25
Tot.	4/0	29	170	2	5.9	25

RECEIVING

Yr	G/S	Rec	Yds	TD	Y/C	LG
2017	4/0	1	7	0	7.0	7
Tot.	4/0	1	7	0	7.0	7

CAREER HIGHS

Rushes: 15 vs. Virginia, 11/11/17
 Rushing Yards: 88 vs. Virginia, 11/11/17
 Rushing TDs: 1 (2x) MR vs. Virginia, 11/11/17
 Long Rush: 25 vs. Florida State, 10/21/17
 Receptions: 1 vs. Florida State, 10/21/17
 Receiving Yards: 7 vs. Florida State, 10/21/17
 Long Reception: 7 vs. Florida State, 10/21/17

2017 SEASON NOTES

- ▶ Set a season high with 15 carries for 88 yards against Virginia, also logging his second rushing touchdown of the year
- ▶ Made first collegiate appearance against Florida State, carrying the ball five times for 41 yards and one touchdown

2017 GAME-BY-GAME

Opponent	No.	----Rushing----				----Receiving----			
		Yds.	TD	Lg		No.	Yds	TD	LG
Purdue		DNP							
N. Carolina		DNP							
Clemson		DNP							
Kent State		DNP							
Murray St.		DNP							
NC State		DNP							
Boston College		DNP							
Florida State	5	41	1	25		1	7	0	7
Wake Forest	1	2	0	2		0	0	0	0
Virginia	15	88	1	20		0	0	0	0
Syracuse	8	39	0	16		0	0	0	0



#29 MALIK WILLIAMS ■ Sr. ■ RB

WILSON, N.C.
ALLAN HANCOCK COLLEGE

CAREER STATS

RUSHING

Yr	G/S	Att	Yds	TD	Y/C	LG
2016	12/0	19	145	1	7.6	50
2017	9/4	60	509	4	8.5	74
Tot.	21/4	79	654	5	8.3	74

RECEIVING

Yr	G/S	Rec	Yds	TD	Y/C	LG
2016	12/0	1	7	0	7.0	7
2017	9/4	14	136	0	9.7	28
Tot.	21/4	15	143	0	9.5	28

CAREER HIGHS

Rushes: 13 vs. North Carolina, 9/9/17
 Rushing Yards: 180 vs. Syracuse, 11/18/17
 Rushing TDs: 2 (2x) MR vs. Syracuse, 11/18/17
 Long Rush: 74 vs. North Carolina, 9/9/17
 Receptions: 4 vs. Kent State, 9/23/17
 Receiving Yards: 43 vs. Kent State, 9/23/17
 Long Reception: 28 vs. Kent State, 9/23/17

2017 SEASON NOTES

- ▶ Accumulated a career-best 180 yards on nine rushes against Syracuse, with the second multi-score game of career
- ▶ The 180 rushing yards against the Orange are the most by a Louisville running back since Bilal Powell had 209 yards versus Cincinnati on Oct. 15, 2010
- ▶ Rushed six times for 30 yards at NC State before leaving the game with an injury
- ▶ Had first multi-touchdown rushing game of career, scoring twice against Kent State on nine carries; also logged career highs of four catches and 43 receiving yards
- ▶ Paced the Cardinals on the ground against North Carolina, carrying the ball 13 times for 149 yards - an average of 11.5 yards per carry

2017 GAME-BY-GAME

Opponent	No.	----Rushing----				----Receiving----			
		Yds.	TD	Lg		No.	Yds	TD	LG
Purdue	0	0	0	0		2	17	0	12
N. Carolina	13	149	0	74		2	18	0	12
Clemson	6	35	0	14		3	36	0	19
Kent State	9	47	2	33		4	43	0	28
Murray St.	5	13	0	7		1	6	0	6
NC State	6	30	0	12		1	9	0	9
Boston College		DNP							
Florida State		DNP							
Wake Forest	2	0	0	2		0	0	0	0
Virginia	10	55	0	23		0	0	0	0
Syracuse	9	180	2	56		1	7	0	7



#33 COLIN WILSON ■ Fr. ■ RB

GREEN COVE SPRINGS, FLA.
CLAY HS

CAREER STATS

RUSHING

Yr	G/S	Att	Yds	TD	Y/C	LG
2017	3/0	6	69	0	11.5	21
Tot.	3/0	6	69	0	11.5	21

RECEIVING

Yr	G/S	Rec	Yds	TD	Y/C	LG
2017	3/0	2	15	0	7.5	8
Tot.	3/0	2	15	0	7.5	8

CAREER HIGHS

Rushes: 3 (2x) MR vs. Murray State, 9/30/17
 Rushing Yards: 36 vs. Murray State, 9/30/17
 Rushing TDs: -
 Long Rush: 21 (2x) MR vs. Murray State, 9/30/17
 Receptions: 1 (2x) MR vs. Murray State, 9/30/17
 Receiving Yards: 8 vs. Kent State, 9/30/17
 Long Reception: 8 vs. Kent State, 9/30/17

HIGH SCHOOL NOTES

- ▶ Ranked as the No. 26 running back by ESPN.com
- ▶ Rushed 192 times for 1,466 yards and 21 touchdowns as a senior
- ▶ Capped career at Center Grove High with 561 rushes for 3,931 yards, 7.0 yards per carry, and 67 touchdowns

2017 GAME-BY-GAME

Opponent	No.	-----Rushing-----			-----Receiving-----			
		Yds.	TD	Lg	No.	Yds	TD	LG
Purdue		DNP						
N. Carolina		DNP						
Clemson	0	0	0	0	0	0	0	0
Kent State	3	33	0	21	1	8	0	8
Murray St.	3	36	0	21	1	7	0	7
NC State		DNP						
Boston College		DNP						
Florida State		DNP						
Wake Forest		DNP						
Virginia		DNP						
Syracuse		DNP						



#6 RUSS YEAST ■ Fr. ■ CB

GREENWOOD, IND.
CENTER GROVE HS

CAREER STATS

Yr	G/S	S	A	Tot	TFL-Yd	Sk-Yd	FR	FF	Int	PB
2017	11/6	13	7	20	1.0-3	0-0	0-0	0	0-0	1
Tot.	11/6	13	7	20	1.0-3	0-0	0-0	0	0-0	1

CAREER HIGHS

Tackles: 5 (2x) MR vs. Wake Forest, 10/28/17
 Tackles for Loss: 1.0 vs. Murray State, 9/30/17
 Sacks: -
 Interceptions: -
 Pass Breakups: 1 vs. Boston College, 10/14/17

2017 SEASON NOTES

- ▶ Matched season best with five tackles against Wake Forest
- ▶ Had a season-high five stops at NC State
- ▶ Made first career tackle for loss, totaling three tackles against Murray State

2017 GAME-BY-GAME

Opponent	Tackles		Sacks	FF-FR-Yds	Int-Yds	PBU	QBH
	UT-AT-TT	TFL-Yds					
Purdue	0-0-0	0-0	0-0	0-0-0	0-0	0	0
N. Carolina	0-0-0	0-0	0-0	0-0-0	0-0	0	0
Clemson	0-0-0	0-0	0-0	0-0-0	0-0	0	0
Kent State	0-0-0	0-0	0-0	0-0-0	0-0	0	0
Murray St.	3-0-3	1.0-3	0-0	0-0-0	0-0	0	0
NC State	3-2-5	0-0	0-0	0-0-0	0-0	0	0
Boston College	1-2-3	0-0	0-0	0-0-0	0-0	1	0
Florida State	1-1-2	0-0	0-0	0-0-0	0-0	0	0
Wake Forest	4-1-5	0-0	0-0	0-0-0	0-0	0	0
Virginia	1-0-1	0-0	0-0	0-0-0	0-0	0	0
Syracuse	0-1-1	0-0	0-0	0-0-0	0-0	0	0



#91 TREVON YOUNG ■ Sr. ■ LB

DES MOINES, IOWA
IOWA WESTERN CC

CAREER STATS

Yr	G/S	S	A	Tot	TFL-Yd	Sk-Yd	FR	FF	Int	PB
2014	11/0	5	2	7	2.0-8	1.0-6	0-0	0	0-0	0
2015	12/8	20	12	32	10.0-73	8.5-67	0-0	2	1-27	2
2016	redshirt									
2017	11/10	26	24	50	8.0-25	2.5-13	1-0	0	0-0	5
Tot.	34/18	51	38	89	20.0-106	12.0-86	1-0	2	1-27	7

CAREER HIGHS

Tackles: 8 vs. NC State, 10/5/17
 Tackles for Loss: 3.5 vs. Wake Forest, 10/30/15
 Sacks: 3.0 (2x) MR vs. Wake Forest, 10/30/15
 Interceptions: 1 vs. Syracuse, 11/7/15
 Pass Breakups: 2 vs. Purdue, 9/2/17

2017 SEASON NOTES

- ▶ Recorded five tackles against Florida State, including second sack of the season
- ▶ Had five stops against Murray State, including at least one tackle for loss
- ▶ Registered career-high six tackles against Kent State, including 2.0 for loss
- ▶ Made three stops, including 1.5 sacks, and two pass breakups against Purdue; was first game in action after being sidelined for the entire 2016 campaign with a hip injury

2017 GAME-BY-GAME

Opponent	Tackles		Sacks	FF-FR-Yds	Int-Yds	PBU	QBH
	UT-AT-TT	TFL-Yds					
Purdue	1-2-3	1.0-1	1.5-1	0-0-0	0-0	2	3
N. Carolina	4-1-5	1.0-1	0-0	0-0-0	0-0	0	0
Clemson	3-2-5	0-0	0-0	0-0-0	0-0	0	0
Kent State	4-2-6	2.0-2	0-0	0-0-0	0-0	0	0
Murray St.	5-0-5	1.0-2	0-0	0-0-0	0-0	1	0
NC State	3-5-8	0.5-2	0-0	0-0-0	0-0	0	0
Boston College	0-2-2	0.5-2	0-0	0-0-0	0-0	1	1
Florida State	3-2-5	1.0-12	1.0-12	0-0-0	0-0	0	1
Wake Forest	1-3-4	1.0-3	0-0	0-0-0	0-0	0	0
Virginia	2-3-5	0-0	0-0	0-1-0	0-0	0	2
Syracuse	0-2-2	0-0	0-0	0-0-0	0-0	1	0