

# BAYLOR LADY BEARS

**Jil Price - Associate Director of Athletic Communications**

**Women's Basketball Contact**

Second Floor, Simpson Center | 1500 South University Parks Drive, Waco, TX 76706

O: 254.710.3042 | C: 254.652.3092 | F: 254.710.1369

[jil\\_price@baylor.edu](mailto:jil_price@baylor.edu) | [www.BaylorBears.com](http://www.BaylorBears.com)

**Twitter** - @BaylorWBB | **Snapchat** - BaylorWBB

**Facebook** - BaylorWBB & BaylorAthletics

**16 NCAA TOURNAMENT BIDS | 2005, '10, '12 FINAL FOUR | 2005, '12 NCAA CHAMPIONS**  
**2005, '11, '12, '13, '14, '15, '16 & '17 BIG 12 CHAMPIONS | 2005, '09, '11, '12 '13, '14, '15 & '16 BIG 12 TOURNAMENT CHAMPIONS**

**2017-18 SCHEDULE/RESULTS**

**NOVEMBER**

Date	BU	Opp	Opponent	TV	Time/Score
N10	3/3	—	Lamar	—	W, 121-62
N12	3/3	—	COPPIN STATE	—	W, 100-54
N14	3/3	—	CENTRAL ARKANSAS	FCS	W, 86-55
N18	3/3	8/7	at UCLA	PAC-12 Network	L, 68-82
N23	8/9	—	(1) vs. Missouri State	FloHoops	W, 100-58
N25	8/9	rv/rv	(1) vs. Georgia Tech	FloHoops	W, 80-57
N30	9/9	20/22	(2) KENTUCKY	FCS	7 p.m.

**DECEMBER**

Date	BU	Opp	Opponent	TV	Time/Score
D3	9/9	16/14	STANFORD	FS1	1 p.m.
D5	—	—	NORTH DAKOTA	—	7 p.m.
D13	—	—	MCNEESE STATE	—	12 p.m.
D18	—	—	at Nicholls State	Eleven Sports	6 p.m.
D28	—	—	* at Kansas State	Cox Channel (KS)	7 p.m.
D31	—	—	* TEXAS TECH	ESPNU	1 p.m.

**JANUARY**

Date	BU	Opp	Opponent	TV	Time/Score
J3	—	—	* IOWA STATE	FSSW Plus	7 p.m.
J6	—	—	* at Kansas	ESPN3	2 p.m.
J14	—	—	* at Oklahoma	FS1	1 p.m.
J17	—	—	* at Iowa State	FS1	8 p.m.
J20	—	—	* KANSAS STATE	FSSW	6 p.m.
J25	—	—	* TEXAS	ESPN	6 p.m.
J28	—	—	* at West Virginia	FS1	2 p.m.
J31	—	—	* OKLAHOMA STATE	FSSW	6:30 p.m.

**FEBRUARY**

Date	BU	Opp	Opponent	TV	Time/Score
F3	—	—	* at Texas Tech	—	2 p.m.
F5	—	—	* OKLAHOMA	FS1	8 p.m.
F10	—	—	* TCU	FSSW Plus	7 p.m.
F13	—	—	* at Oklahoma State	—	7 p.m.
F17	—	—	* KANSAS	FSSW	1 p.m.
F19	—	—	* at Texas	ESPN2	7 p.m.
F24	—	—	* at TCU	—	5 p.m.
F26	—	—	* WEST VIRGINIA	FS1	8 p.m.

**MARCH**

Date	BU	Opp	Opponent	TV	Time/Score
M2	—	—	(3) First Round	FCS	TBA
M3	—	—	(3) Quarterfinal	FSN	TBA
M4	—	—	(3) Semifinal	FS1	TBA
M5	—	—	(3) Final	FS1	TBA

**SCHEDULE KEY**

Rankings: AP/ESPN

\* Big 12 Conference games

Home games in **BOLD CAPS**

(1) Junkanoo Jam (Bimini, Bahamas)

(2) Big 12/SEC Challenge

(3) Big 12 Championships (Chesapeake Energy Arena, Oklahoma City)



**BAYLOR  
LADY BEARS**

**2017-18 Record:** 5-1, 0-0 Big 12  
**Last:** Defeated Georgia Tech, 80-57  
**Ranking (AP/ESPN):** 9/9  
**Head Coach:** Kim Mulkey  
**Career Record:** 511-96 (18th Season)  
**Record at BU:** Same



**KENTUCKY  
WILDCATS**

**2017-18 Record:** 6-0, 0-0 SEC  
**Last:** Defeated Marshall, 69-39  
**Ranking (AP/ESPN):** 20/22  
**Head Coach:** Matthew Mitchell  
**Career Record:** 277-129 (13th Season)  
**Record at UK:** 247-100 (11th Season)

**GAME INFO**

- Date:** Nov. 30, 2017
- Tip-Off:** 7 p.m. (CT)
- Location:** Waco, Texas
- Arena:** Ferrell Center
- Radio:** Baylor Sports Network  
IMG College  
1660AM or 99.1FM in Waco
- Talent:** Rick May (play-by-play),  
Lori Fogleman (analyst)
- TV:** FCS
- Talent:** John Morris (play-by-play),  
Jim Haller (analyst)
- Gameday Central:** BaylorBears.com

**GAME NOTES**

**BIG 12/SEC CHALLENGE**

The No. 9/9 Baylor Lady Bears host No. 20/22 Kentucky as a part of the Big 12/SEC Challenge on Thursday, Nov. 30 inside the Ferrell Center at 7 p.m. (CT). Fans should arrive early, as junior center Kalani Brown will be recognized prior to the game for surpassing the 1,000-career point milestone.

**FOLLOW ALONG**

Fans can watch the Lady Bears on television on Fox College Sport (FCS). John Morris (play-by-play) and Jim Haller (analyst) are on the call. Fans can also tune in to Baylor Sports Network, IMG College or ESPN 1660 AM/99.1 FM in Waco. Rick May (play-by-play) and Lori Fogleman (analyst) will call the action.

**LADY BEARS SWEEP BIG 12 AWARDS**

- Sophomore forward Lauren Cox secured her first Big 12 Player of the Week honor and freshman guard Alexis Morris earned her first Big 12 Freshman of the Week award for their efforts at the Junkanoo Jam.
- Cox, who was named Big 12 Freshman of the Week four times last season, averaged a double-double on the weekend (20.0 points, 13 rebounds).
- Cox set or matched single game career-highs with 16 rebounds, seven blocks, three steals, 10 field goals made, 24 field goal attempts and 38 minutes played.
- Cox, a 2017 Big 12 Sixth Man Award and All-Freshman Team honoree, has recorded three double-doubles in as many games (21 points, 10 rebounds vs Central Arkansas; 18 points, 10 rebounds vs Missouri State; 22 points, 16 rebounds vs. Georgia Tech).
- Cox shot 48.6 percent from the floor, 50 percent from three-point range and was perfect from the charity stripe.
- Morris averaged 14.0 points, 3.0 assists and 2.4 rebounds off the bench in Baylor's 2-0 week.
- Morris set career-highs with 17 points and seven field goals made, while adding four assists and three rebounds in 22 minutes against Missouri State.
- Morris scored in double figures for the third consecutive game and the fourth time this season with 11 points against Georgia Tech in 24 minutes played. She also added two rebounds and two assists.
- Morris shot 58.8 percent from the floor, 66.7 percent from beyond the arc and was perfect from the free throw line.
- The awards are the first weekly conference awards for Baylor. It is the first time the Lady Bears have swept league honors since Feb. 27, 2017, when Kalani Brown and Cox were named Big 12 Player of the Week and Big 12 Freshman of the Week, respectively.

# 2017-18 BAYLOR WOMEN'S BASKETBALL GAME NOTES

## KIM MULKEY - HEAD COACH

**Education:** Louisiana Tech, 1984 (B.A.)

**Experience:**

Louisiana Tech (Player), 1980-84  
 Louisiana Tech (Assistant Coach), 1985-96  
 Louisiana Tech (Assoc. Head Coach), 1996-00  
 Baylor (Head Coach) 2000-present

**Highlights**

- 2 national championships as a player (1981, AIAW; 1982, NCAA)
- 2 NCAA championships as a head coach (2005, 2012)
- 1 NCAA championship as an assistant coach (1988)
- 8 Big 12 Conference regular season titles (2005, '11, '12, '13, '14, '15, '16, '17); 8 league tournament championships (2005, '09, '11, '12, '13, '14, '15, '16)
- Five-time Big 12 Coach of the Year (2004-05, '10-11, '11-12, '12-13, '14-15)
- 36 seasons as a player and coach have resulted in 36 postseason trips, including 35 to NCAA/AIAW Tournament
- Mulkey is the **ONLY** women's basketball coach, and one of only three in men's and women's basketball (Bob Knight and Dean Smith), who have won a national championship as both a player and coach
- Mulkey is the **ONLY** basketball coach to win a national championship as a head coach, assistant coach and player
- Mulkey is the **first individual ever** to play for a women's team ranked No. 1 among AP voters while also later becoming coach of a team selected to No. 1
- 2000 Women's Basketball Hall of Fame inductee
- 2003 CoSIDA Academic All-American Hall of Fame inductee
- 2007 Baylor Athletic Hall of Fame inductee
- 2009 Texas Sports Hall of Fame inductee
- 2011 USBWA National Coach of the Year
- 2012 WBCA, Naismith, AP, USBWA National Coach of the Year

**Head Coaching Year-by-Year Record**

Baylor	Record	Postseason
2000-01	21-9	NCAA First Round
2001-02	27-6	NCAA Second Round
2002-03	24-11	WNIT Runner-up
2003-04	26-9	NCAA Sweet 16
2004-05	33-3+!	NCAA Champion
2005-06	26-7	NCAA Sweet 16
2006-07	26-8	NCAA Second Round
2007-08	25-7	NCAA Second Round
2008-09	29-5!	NCAA Sweet 16
2009-10	27-10	NCAA Semifinals
2010-11	34-3+!	NCAA Elite Eight
2011-12	40-0+!	NCAA Champion
2012-13	34-2+!	NCAA Sweet 16
2013-14	32-4+!	NCAA Elite Eight
2014-15	33-4+!	NCAA Elite Eight
2015-16	36-2+!	NCAA Elite Eight
2016-17	33-4+	NCAA Elite Eight
2017-18	5-0*	

**Totals 511 -96 (.842)**  
**17 postseason appearances**  
**16 NCAA postseason appearances**

\* Game at UCLA coached by associate head coach Bill Brock  
 + Big 12 regular season champion  
 ! Big 12 Tournament champion



## HEAD COACH KIM MULKEY

Success = Kim Mulkey. No matter what she's attempted in basketball, whether it be on the court or along the sideline, Mulkey has found success. In her 18th season as a head coach, she has attained 511 career victories and ranks No. 2 among the winningest active Division I head coaches (.842) and is No. 3 all-time by percentage ahead of Hall of Fame coach Pat Summitt. Only one person, her mentor Leon Barmore, attained 400-win and 500-win milestones quicker. It took Barmore 13 seasons and three games to accumulate 400 wins, while Mulkey achieved it in 13 years and 32 games. Barmore reached 500 wins in 576 games, while Mulkey accomplished the milestone in 594 games as a head coach.

When the Women's Basketball Hall of Famer accepted the position as Baylor University's women's basketball head coach on April 4, 2000, few could have predicted the dramatic and prestigious transformation the program was about to undergo. In just 17 years at Baylor, the

former Olympic Gold medalist has twice guided the Lady Bear basketball program to the pinnacle of women's basketball, the 2005 and 2012 NCAA national championships, 16 NCAA Tournament appearances, 17, 20-win seasons, 15, 25-win efforts, eight 30-win campaigns and an NCAA record 40 wins and undefeated record in 2011-12. In addition, over the past 12 seasons, Mulkey has led the Lady Bears to three Final Four appearances (2005, '10, '12) and a Big 12 women's basketball record 16 conference titles.

The 2005 national title was Baylor's first for a women's team sport, and just the second in school history overall. In winning the 2005 title, Mulkey became the first person, man or woman, to win a basketball national championship as a player, assistant coach and head coach.

En route to the 2005 NCAA championship, the Lady Bears won their first Big 12 Conference championship and were the league's tournament champion, too. In 2009, the Lady Bears added to the trophy case with another Big 12 Tournament crown, claimed both the 2011 regular season and tournament crowns and captured the 2012 regular season title by a record seven games over second-place finishers Oklahoma and Texas A&M and again earned the tournament crown. The Lady Bears duplicated the feat in the 2012-13 season, winning both crowns, and became the first team to win three straight conference tournament titles and five all-told. In 2013-14, Baylor claimed its fourth straight Big 12 regular season title becoming the first league school to achieve that feat and claimed its fourth straight and sixth overall tournament crown. The 2014-15 season produced more hardware for the trophy case as BU claimed its unprecedented fifth straight and sixth overall Big 12 regular season title and claimed its fifth straight and seventh overall tournament crown. In 2015-16, BU claimed it sixth straight and seventh overall Big 12 regular season crown and again doubled up with its sixth straight and eighth overall tournament title. The Lady Bears earned their seventh Big 12 regular season title in a row in 2016-17.

Mulkey has produced amazing results since taking over the program's reins on April 4, 2000, averaging 29.6 wins per year. In her 18th year at the program's helm, she has posted an impressive 511-96 (.842).

Since coming into the league in 2000-01, Mulkey, a five-time Big 12 Coach of the Year, owns the top winning percentage and most victories among Big 12 coaches.

Mulkey is the mother of two children, Makenzie Fuller and Kramer Robertson, both of whom are highly successful athletes. Makenzie was a four-year letterwinner on Baylor's women's basketball team and during her career the team posted an impressive 140-10 record, which included eight Big 12 crowns and an NCAA national championship (2012). Makenzie earned both a bachelor and master's degree from Baylor and married former BU football and professional baseball player Clay Fuller. She is currently on the Lady Bear basketball staff as associate director of operations. After leading LSU back to the College World Series in 2017, which resulted in a runner-up finish, Kramer was selected in the fourth round of the MLB Draft by the St. Louis Cardinals. The two-time collegiate All-American plays shortstop for the Peoria Chiefs, the club's Class A affiliate.

## Mulkey vs. 2017-18 Opponents ..... W-L

Lamar.....	4-0
Coppin State.....	1-0
Central Arkansas .....	1-0
UCLA .....	5-0
Missouri State .....	1-0
Georgia Tech.....	2-0
Kentucky .....	2-2
Stanford.....	2-2
North Dakota.....	0-0
McNeese State .....	0-0
Nicholls State .....	2-0
Kansas State.....	28-4
Texas Tech .....	32-8
Iowa State.....	23-4
Kansas.....	25-2
Oklahoma .....	21-18
Texas .....	24-11
West Virginia.....	11-2
Oklahoma State .....	32-6
TCU.....	10-0

# 2017-18 BAYLOR WOMEN'S BASKETBALL GAME NOTES


## Baylor Probable Starters (based on last game)...




**KRISTY WALLACE**  
#4 | 5-11 | G | Sr.  
PPG - 8.0  
APG - 4.8  
RPG - 4.0  
FG% - .485  
3-PT FG% - .429  
FT% - 1.000



**NATALIE CHOU**  
#24 | 6-1 | G | So.  
PPG - 9.8  
APG - 3.0  
RPG - 4.2  
FG% - .429  
3-PT FG% - .455  
FT% - 1.000



**DEKEIYA COHEN**  
#1 | 6-2 | F | Sr.  
PPG - 10.0  
APG - 2.5  
RPG - 7.7  
FG% - .543  
FT% - .476



**LAUREN COX**  
#15 | 6-4 | F | So.  
PPG - 17.4  
BPG - 3.6  
RPG - 10.4  
FG% - .551  
3-PT FG% - .333  
FT% - .625



**KALANI BROWN**  
#21 | 6-7 | C | Jr.  
PPG - 24.2  
APG - 2.8  
BPG - 0.5  
RPG - 10.3  
FG% - .766  
FT% - .794

## 2017-18 Numerical Roster

No.	Name	Pos.	Ht.	Cl.-Exp.	Hometown/High School (Previous School)
1	Dekeiya Cohen	F	6-2	Sr.-3L	Charleston, S.C./West Ashley HS
2	Didi Richards	G	6-1	Fr.-HS	Cypress, Texas/Cypress Ranch HS
3	Trinity Oliver	G	5-11	Fr.-HS	Eules, Texas/Trinity HS
4	Kristy Wallace *	G	5-11	Sr.-3L	Loganholme, Queensland, Australia/John Paul College
11	Alexis Morris	G	5-6	Fr.-HS	Beaumont, Texas/Legacy Christian Academy
12	Moon Ursin	G	5-7	Fr.-HS	Destrehan, La./Destrehan HS
15	Lauren Cox	F	6-4	So.-1L	Flower Mound, Texas/Flower Mound HS
20	Juicy Landrum	G	5-9	So.-1L	Waco, Texas/La Vega HS
21	Kalani Brown *^	C	6-7	Jr.-2L	Slidell, La./Salmen HS
24	Natalie Chou	G	6-1	So.-1L	Plano, Texas/Plano West HS

\* Returning starter

^ Returning All-American

**Head Coach:** Kim Mulkey (Louisiana Tech, 1984), 18th Season

**Associate Head Coach:** Bill Brock (Southeastern Oklahoma, 1976), 15th Season

**Assistant Coach:** Sytia Messer (Arkansas 2000), 5th Season

**Assistant Coach:** Toyelle Wilson (Manhattan College, 2003), 5th Season

**Assistant AD for Basketball Operations:** Johnny Derrick, 18th Season

**Coordinator of Basketball Operations:** Jennifer Roberts (Louisiana Tech, 1997), 6th Season

**Associate Coordinator of Recruiting and Operations:** Daphne Mitchell (Georgia Tech, 2008), 3rd Season

**Associate Director of Basketball Operations:** Makenzie Fuller (Baylor, 2013), 3rd Season

**Associate Director of Basketball Operations:** Kaylin Rice (Baylor, 2015), 3rd Season

**Athletic Trainer:** Alex Olson (Baylor, 1994), 18th Season

**Strength & Conditioning:** Matt Shadeed (Southern Miss, 2009), 1st Season

## BAYLOR QUICK FACTS

### GENERAL INFORMATION

**Location:** Waco, Texas

**Founded:** 1845

**Enrollment:** 16,787

**President:** Dr. Linda Livingstone

**Faculty Representative:** Jeremy Counsellor, J.D.

**Athletic Director:** Mack B. Rhoades, IV

**Sport Administrator:** Paul Bradshaw

**SWA:** Nancy Post

**Conference:** Big 12

**Nickname:** Lady Bears

**Colors:** Green (PMS 560) and Gold (1235)

**Arena (capacity):** Ferrell Center (10,284)

### WOMEN'S BASKETBALL HISTORY

**First Season:** 1974-75

**All-Time Record:** 905-495 (.646)/44th season

**Overall NCAA Tournament Record:** 42-14 (.750)

**NCAA Tournament Appearances:** 16

**Final Four Appearances:** 3 (2005, '10, '12)

**NCAA Championships:** 2 (2005, '12)

**Last NCAA Appearance:** 2017

**Postseason WNIT Appearances:** 3

**Last WNIT Appearance:** 2003

(lost to Auburn, WNIT finals)

**Conference Titles (Last):** 8 (2017)

**Conference Tournament Titles (Last):** 8 (2016)

### 2016-17 REVIEW

**2016-17 Overall Record:** 33-4

**2016-17 Big 12 Record (Finish):** 17-1 (1st)

**2016-17 Postseason:** NCAA Elite Eight

(lost to No. 7 Mississippi State in overtime, 94-85)

### 2017-18 PREVIEW

**Lettermen Returning/Lost:** 6/7

**Newcomers:** 4

### Starters Returning:

Kalani Brown (C, Jr., 15.4 ppg, 8.2 rpg, 2.0 bpg)

Kristy Wallace (G, Sr., 7.6 ppg, 5.6 apg)

### Starters Lost:

3

Nina Davis (F, 13.0 ppg, 5.6 rpg)

Alexis Jones (G, 13.2 ppg, 4.8 apg, 4.7 rpg)

Alexis Prince (G/F, 12.1 ppg, 5.8 rpg)

### WOMEN'S BASKETBALL STAFF

**Head Coach:** Kim Mulkey (Louisiana Tech, 1984)

**Record at Baylor:** 511-96 (.842), 18th season

**Career Record:** Same

**Associate Head Coach:** Bill Brock

**Assistant Coach:** Sytia Messer

**Assistant Coach:** Toyelle Wilson

**Asst. AD of Operations:** Johnny Derrick

**Coordinator of Operations:** Jennifer Roberts

**Assoc. Coord. of Recruiting & Ops.:** Daphne Mitchell

**Assoc. Director of Operations:** Makenzie Fuller

**Assoc. Director of Operations:** Kaylin Rice

**Athletic Trainer:** Alex Olson

**Strength & Conditioning Coach:** Matt Shadeed

**Athletic Communications:** Jill Price

**Administrative Assistant:** Barbara Spitzer

**Radio Talent:** Rick May, Lori Fogleman

## Head-To-Head

Baylor	KENTUCKY
92.5	78.7
47.0	45.2
216-390	175-384
.554	456
30-64	45-118
.469	381
93-134	77-104
.694	740
24.5	17.5
13.8	11.8
6.7	6.3
6.0	4.3

## PRONUNCIATION GUIDE

Natalie **Chou**: Choh

Dekeiya **Cohen**: Duh - KEY - uh Coe - wen

Sytia **Messer**: SIT - tee - uh

Didi **Richards**: Dee - Dee

Moon **Ursin**: ER - sin

## 2017-18 BAYLOR WOMEN'S BASKETBALL GAME NOTES

### BAYLOR ATHLETIC COMMUNICATIONS

**Mailing Address:** 1500 S. University Parks Dr., Waco, TX 76706

**Phone:** 254.710.2743 | **Fax:** 254.710.1369

### ATHLETIC COMMUNICATIONS CONTACT

#### Primary

#### JIL PRICE

*Associate Director, Communications*

**Office:** 254.710.3042

**Cell:** 254.652.3092

**E-Mail:** Jil\_Price@baylor.edu

### WEEKLY INTERVIEWS

Head coach Kim Mulkey and Baylor players will be made available for interviews in person or by telephone on a regular basis during the season, at times to be announced.

**All interviews with Baylor student-athletes must be coordinated through the Athletic Communications Office and requested with 24 hours advance notice.**

Telephone interviews will be fulfilled at a time that does not interfere with the student-athlete's academic or practice schedule.

### BAYLOR MEDIA WEBSITE

An all-encompassing media page can be found on Baylor's website at: <http://baylorbears.com/sports/w-baskbl/stats.html>. Among the information available at this site are links to Big 12 and NCAA Stats.

### BAYLOR VIDEO HIGHLIGHTS FTP SITE

Baylor provides broadcast-quality video of home-game postgame highlights via FTP download. Contact Baylor Athletic Communications for more information.

### PRACTICE COVERAGE

Generally, Baylor Lady Bear basketball practices are open to the media and the public. Please contact Jil Price before attending practice.

### SOCIAL MEDIA

In addition to following the most up-to-date information on Baylor's Official Athletics Site, [www.BaylorBears.com](http://www.BaylorBears.com), follow Lady Bear happenings on Twitter, @BaylorWBB, as well as the Official Twitter Account of Baylor Athletics, Twitter @BaylorAthletics. Fans can also follow the team on Instagram @BaylorWBB and Snapchat (BaylorWBB).

Also, please visit Baylor's official athletics Facebook page and the Baylor Women's Basketball Facebook page at <http://www.facebook.com/BaylorAthletics> and <http://www.facebook.com/BaylorWBB>, respectively.

### FACTS OF THE CHALLENGE

- **Baylor is 1-0 all-time in the Big 12/SEC Challenge, claiming a dominant win at No. 22/25 Tennessee, 88-66, on Dec. 4, 2016.**
- The 2017 Big 12/SEC Challenge features four days of quality matchups between two of the nation's premier conferences.
- Four of the nation's Top 10 currently in the AP Poll reside in the Big 12 or the SEC: No. 2 Texas, No. 5 South Carolina, No. 6 Mississippi State and No. 9 Baylor.
- The Big 12 and SEC feature two of the nation's Top 3 offenses to date. The Big 12 leads the NCAA with 80.2 points per game, while the SEC is third with 74.6 points per contest.
- The games will provide an NCAA Championship atmosphere during preconference play showcasing the strength and depth of each league.
- Six of the 2017 Challenge contests feature teams that are ranked or receiving votes in the national polls, while two will highlight Top 25 matchups.
- The Big 12 and SEC sent a combined 17 teams to 2017 postseason play, including 14 in the NCAA tournament.
- Since 2000, the SEC and Big 12 are the top two conferences in NCAA Tournament appearances with a combined 232 appearances (SEC – 119, Big 12 – 113).
- Current Big 12 and SEC coaches have taken their teams to 135 NCAA Tournaments with 11 appearances in the Women's Final Four and four national championships.
- The Challenge was created in 2014 with two games at a neutral site. 2017 is the second year to feature 10 games at campus sites with each conference hosting five games a year, ensuring fans can participate in creating a dynamic home atmosphere.
- The Challenge will feature the top two conferences in 2017 national home attendance and the only two that averaged over 4,000 fans per game.

### SERIES RUNDOWN

- **Baylor and Kentucky are tied, 2-2, in the all-time series. Every matchup has come under the direction of head coach Kim Mulkey.**
- Baylor is 1-0 when playing the Wildcats in Waco, 0-1 on the road and 1-1 in neutral site games.
- The Lady Bears won the only game played in Waco, 85-51, on Nov. 13, 2012. It was the first meeting between the teams.
- Against SEC teams, Baylor is 95-78 (.549) all-time.

### WATCHING THE WILDCATS

- **No. 20/22 Kentucky enters the Big 12/SEC Challenge with an undefeated, 6-0, record. Baylor will be the team's first matchup against a ranked opponent.**
- The Wildcats return nine letterwinners and three starters from last year's squad, which advanced to the NCAA Second Round in 2017.
- Kentucky was chosen to finish sixth in the SEC Preseason Poll.
- Junior guard Taylor Murray was named to the All-SEC Second Team.
- The roster, comprised of four freshmen, two sophomores, four juniors, and three seniors, is led by 11th-year head coach Matthew Mitchell.

### BACK ON TRACK

- **The Lady Bears got back on track in paradise following a tough UCLA road trip, winning the Junkanoo Division of the 2017 Junkanoo Jam in Bimini, Bahamas.**
- Baylor opened the tournament with a 100-58 win against Missouri State. The Lady Bears scored 100-plus points in the first five games of the season for the second year in a row and the third time in program history (1977-78, 2016-17, 2017-18).
- BU bested a physical Georgia Tech squad to claim the team championship, 80-57.
- Junior Kalani Brown (21.5 points per game, 5.0 blocks per game, 78.3 field goal percentage, Tournament MVP) and sophomore Lauren Cox (20.0 points per game, 13.0 rebounds per game, 5.0 blocks per game) were named to the Junkanoo Jam All-Tournament Team for their performance in the two-game stretch.

### RECORD BY STARTING LINEUP

- With guard Kristy Wallace, guard Natalie Chou, forward Dekeiya Cohen, forward Lauren Cox and center Kalani Brown starting, Baylor is 5-0.
- With guard Alexis Morris, guard Kristy Wallace, guard Natalie Chou, forward Dekeiya Cohen and center Kalani Brown starting, Baylor is 0-1.

### KEEPING IT 100

With its win over Missouri State, the Lady Bears have scored 100 or more points three times in its first five games for the second consecutive season and the third time in program history (1977-78, 2016-17, 2017-18).

## 2017-18 BAYLOR WOMEN'S BASKETBALL GAME NOTES

### NATIONAL AWARDS UPDATE

- **Junior Kalani Brown is now in consideration for three national player of the year awards and the nation's top center award, as of Nov. 29.**
- The 6-7 center has been named to the 2018 Citizen Player of the Year Watch List (national player of the year), 2018 Wade Trophy Watch List (national player of the year), 2018 John R. Wooden Award Preseason Top 30 (national player of the year) and the 2018 Lisa Leslie Award Watch List (nation's top center).
- A WBCA All-American and Associated Press Honorable Mention All-American in 2017, Brown was tabbed Preseason Big 12 Player of the Year and named to the Preseason All-Big 12 First Team.
- Brown, who leads the nation in field goal percentage (76.6), is third nationally in points per game (24.2) and fourth in field goals made (59). She averages a double-double, leading Baylor in points per game and field goal percentage, and is second in rebounds per game (10.3).
- Sophomore Lauren Cox is in consideration for the 2018 Katrina McClain Award (nation's top power forward), presented by the Naismith Memorial Basketball Hall of Fame and the WBCA.
- Cox, who has recorded three double-doubles in a row, is averaging 17.4 points, a team-high 10.4 rebounds and a team-high 3.6 blocks per contest.
- The 2017 Six Man Award recipient and Big 12 All Freshman Team honoree is shooting 55.1 percent from the floor and 33.3 percent from three-point range.

### ATTAINING A MILESTONE

**Junior Kalani Brown surpassed the 1,000-career point mark with 33 points at No. 8/7 UCLA on Saturday, Nov. 18.** The Slidell, La., native is the 34th player to score 1,000-plus points for Baylor women's basketball and the first to do so since Khadijah Cave, who graduated last spring and is playing professionally overseas, on March 4, 2017, in the Big 12 Championship opening round win over Texas Tech.

Through 81 career games, Brown has scored 1,066 points, which ranks 29th all-time at Baylor. She is 24 points from passing Gaye Pack (1979-82), who scored 1,089 points in her career and is 28th all-time.

### SEEING 20/20

- **Against Lamar on Nov. 10, junior All-American Kalani Brown recorded the program's first 20-point, 20-rebound performance since March 26, 2013, when WNBA All-Star and Olympic gold medalist Brittney Griner registered 33 points and 22 rebounds in the NCAA Tournament Second Round.**
- Brown accomplished the feat with 26 points (11-16 FG, 4-5 FT) and 21 rebounds (5 offensive, 16 defensive) in 32 minutes played.

### BIG 12 PRESEASON AWARDS

- **For the eighth time in program history and the third year in a row, league coaches selected a Baylor women's basketball player Preseason Player of the Year, junior All-American center Kalani Brown.**
- Brown earned WBCA All-American and Associated Press honorable mention All-American accolades in addition to being named unanimously to the All-Big 12 first team in 2017.
- The Slidell, La., native led Baylor in scoring (15.4), rebounding (8.2), shot blocking (2.0) and field goal percentage (.679), despite averaging just 21.4 minutes per game last season.
- Sophomore forward Lauren Cox and senior guard Kristy Wallace were named to the Preseason All-Big 12 honorable mention team.
- Cox, the reigning Big 12 Sixth Man Award winner, was named to the All-Freshman team after averaging 7.6 points, 4.1 rebounds and 1.4 blocks per game last year.
- Wallace, who started every game for the Lady Bears last season, led the team in assists (208) and was second in the Big 12 in assists (5.6) and steals (1.3).

### THE MULKEY FILE

- **In her 18th season, Kim Mulkey has posted an impressive 511-96 (.842) record which ranks No. 2 nationally in winning percentage among active coaches behind Connecticut's Geno Auriemma (.881).**
- Kim Mulkey's 36 seasons as a player and coach have resulted in 36 postseason trips, including 35 to NCAA/AAIAW Tournaments.
- In 593 of 607 games under Mulkey, the Lady Bears have held their opponent at or below 50 percent field goal shooting with only six of those efforts coming in the last 14 years.
- Mulkey has accounted for 56.5 percent (511) of the program's 905 all-time victories.

### Associated Press Poll (Nov. 27, 2017)

Rank	Team	Record	Points
1.	Connecticut (31)	5-0	775
2.	Texas	5-0	723
3.	Notre Dame	6-0	698
4.	Louisville	6-0	695
5.	South Carolina	6-1	611
6.	Mississippi State	6-0	610
7.	UCLA	5-1	609
8.	Ohio State	7-1	569
9.	BAYLOR	5-1	557
10.	Oregon	5-1	470
11.	West Virginia	6-0	446
12.	Tennessee	6-0	428
13.	Florida State	6-0	380
14.	Duke	5-1	351
15.	Maryland	5-2	324
16.	Stanford	4-3	310
17.	South Florida	6-1	259
18.	Texas A&M	4-1	215
19.	Missouri	5-1	207
20.	Kentucky	6-0	174
21.	Oregon State	3-2	166
22.	Michigan	4-1	107
23.	Marquette	2-2	101
24.	California	3-2	66
25.	Villanova	5-0	56

**Others receiving votes:** Green Bay 31, Arizona State 26, Oklahoma 25, New Mexico 19, Iowa 17, Michigan State 16, DePaul 8, Syracuse 6, Oklahoma State 5, Minnesota 5, Kansas State 4, USC 3, Georgia 3

### USA Today/ESPN Coaches Poll (Nov. 28, 2017)

Rank	Team	Record	Points
1.	Connecticut (32)	5-0	800
2.	Notre Dame	6-0	730
3.	Mississippi State	6-0	713
4.	Texas	5-0	704
5.	Louisville	6-0	674
6.	South Carolina	6-1	659
7.	UCLA	5-1	612
8.	Ohio State	7-1	580
9.	BAYLOR	5-1	544
10.	Oregon	5-1	493
11.	Florida State	6-0	471
12.	West Virginia	6-0	426
13.	Tennessee	6-0	406
14.	Stanford	4-3	364
15.	Maryland	5-2	335
16.	Duke	5-1	303
17.	South Florida	6-1	282
18.	Missouri	5-1	220
19.	Oregon State	3-2	190
20.	Michigan	4-1	162
21.	Texas A&M	4-1	161
22.	Kentucky	6-0	101
23.	Marquette	2-2	82
24.	Villanova	5-0	74
25.	Syracuse	6-0	60

**Others receiving votes:** DePaul 44, NC State 33, Iowa 31, Green Bay 31, Oklahoma 27, California 24, Michigan State 14, Georgia Tech 13, Middle Tennessee 12, Miami 8, Kansas State 3, UT Arlington 3, Georgia 2, USC 2, Arizona State 2, New Mexico 2, Indiana 1, Florida Gulf Coast 1, South Dakota State 1

## 2017-18 BAYLOR WOMEN'S BASKETBALL GAME NOTES

### Baylor's Record When...

	Big 12	All	Mulkey Era
Home	0-0	3-0	280-22
Away	0-0	0-1	131-50
Neutral	0-0	2-0	100-25
Leading at half	0-0	5-0	456-26
Trailing at half	0-0	0-1	51-63
Tied at half	0-0	0-0	8-6
Overtime	0-0	0-0	4-7
November games	0-0	5-1	100-10
December games	0-0	0-0	99-4
January games	0-0	0-0	105-28
February games	0-0	0-0	111-27
March games	0-0	0-0	92-28
April games	0-0	0-0	4-1
Television games	0-0	1-1	232-61
Versus ranked	0-0	0-1	138-70
Versus top 10	0-0	0-1	43-36
<b>Field Goal</b>			
Shooting 20-29%	0-0	0-0	4-9
Shooting 30-39%	0-0	0-0	57-57
Shooting 40-49%	0-0	1-1	264-27
Shooting 50-59%	0-0	1-0	155-1
Shooting 60-69%	0-0	3-0	29-0
Higher than opponent	0-0	4-0	479-21
Lower than opponent	0-0	0-1	32-76
<b>Three-Point Field Goal</b>			
Shooting 0-19%	0-0	0-0	68-32
Shooting 20-29%	0-0	0-1	106-26
Shooting 30-39%	0-0	2-0	115-19
Shooting 40-49%	0-0	1-0	105-10
Shooting 50-59%	0-0	2-0	86-7
Shooting 60-69%	0-0	1-0	22-2
Shooting 70-79%	0-0	0-0	7-0
Shooting 80-89%	0-0	0-0	3-0
Shooting 90-99%	0-0	0-0	0-0
Shooting 100%	0-0	0-0	2-0
Higher than opponent	0-0	3-0	344-29
Lower than opponent	0-0	1-1	160-68
Same as opponent	0-0	0-0	6-0
<b>Free Throw</b>			
Shooting 30-39%	0-0	0-0	5-0
Shooting 40-49%	0-0	1-0	11-3
Shooting 50-59%	0-0	0-0	52-13
Shooting 60-69%	0-0	0-0	174-33
Shooting 70-79%	0-0	4-1	148-27
Shooting 80-89%	0-0	0-0	99-17
Shooting 90-100%	0-0	0-0	21-4
Higher than opponent	0-0	3-0	297-43
Lower than opponent	0-0	2-1	206-52
Same as opponent	0-0	0-0	8-2
Outrebounding opp.	0-0	5-1	435-41
Outrebounded by opp.	0-0	0-0	55-55
Rebounds equal	0-0	0-0	21-1
Fewer turnovers opp.	0-0	3-0	45-34
More turnovers opp.	0-0	1-1	138-53
Turnovers equal	0-0	1-0	35-10
<b>Games decided by</b>			
1-5 points	0-0	0-0	49-31
6-10 points	0-0	0-0	60-30
11-15 points	0-0	0-1	74-21
16-24 points	0-0	1-0	110-12
25+ points	0-0	4-0	218-3

### HOME SWEET HOME WIN STREAK

- **Baylor has won 181 consecutive home games vs. non-ranked opponents, dating back to an April 4, 2003, homecourt loss to Auburn in the WNIT finals. BU is 219-4 (.982) in non-league home games under Kim Mulkey.**
- Before its defeat by No. 11/13 Texas, 85-79, on Feb. 6, 2017, Baylor owned a 54-game home win streak overall dating back to March 2, 2014, when it lost to 11th-ranked West Virginia, 71-70.
- The Lady Bears have won 69 of their last 70 home games, and are 280-23 (.924) in Mulkey's tenure in the Ferrell Center.

### MILESTONE ON THE HORIZON

- **Senior guard Kristy Wallace is 113 points away from reaching the 1,000-career points mark. Averaging 7.2 points per game so far this year, she is on track to join the club in 14 games.** Only 34 players have scored more than 1,000 points in their Baylor careers, most recently junior Kalani Brown.

### POLL RUNDOWN

- **Baylor is ranked No. 9 in both the Associated Press and USA Today Coaches Top 25 Poll.**
- Baylor has been ranked in the Top 10 of the USA Today poll for 69 consecutive weeks, including 48 Top 5 rankings.
- The Lady Bears have been included in the AP poll's Top 10 in 57-straight releases.
- Baylor received a No. 3 preseason ranking in the USA Today Preseason Coaches Top 25 Poll. The team was included in the preseason Top 5 for the third season in a row and the sixth time overall. The Lady Bears have been represented in the Top 10 in the preseason in eight consecutive seasons.
- The Lady Bears, who received a No. 3 preseason ranking, have been ranked in the preseason Top 5 of the AP Poll in each of the last three years and six seasons overall.

### STRONG OFFENSIVE START

- **The Lady Bears started the season with back-to-back 100-plus scoring efforts for the first time since 2013-14 and only the second time in program history.**
- Baylor opened the season with a 121-point performance against Lamar on Friday, Nov. 10 and turned in a 100-point effort against Coppin State on Sunday, Nov. 12.

### SUSTAINED SUCCESS

- **The Lady Bears have made 12 consecutive NCAA Tournament appearances and 16 overall. Those appearances have resulted in two national championships (2005, 2012), three Final Fours (2005, 2010, 2012), eight Elite Eights and 12 Sweet Sixteens.**
- Baylor has won seven consecutive Big 12 regular season and six of the last seven tournament titles. Overall the program has won eight regular season and eight tournament conference championships, most among all Big 12 programs.
- Baylor is 246-21 (.921) over the past eight seasons, 34-3 in 2010-11, 40-0 in 2011-12, 34-2 in 2012-13, 32-5 in 2013-14, 33-4 in 2014-15, 36-2 in 2015-16, 33-4 in 2016-17, and 5-1 in 2017-18.
- In that same span, BU is 136-8 (.944) in Big 12 play -- 118-7 (.944) in the regular season and 20-1 in Big 12 Tournament play.
- 215 of Baylor's 246 wins since 2010-11 have been by 10 or more points, and only 14 times in that span has its winning margin been five or fewer points (most recently three, 70-67, at No. 6/8 Texas, Feb. 20, 2017).
- In Baylor's last 408 games, only three opponents (Texas, .516; Stanford, .509; West Virginia, .500) have shot 50 percent or above.
- Baylor's current string of holding its opponent to .500 or less from the field is 17 games.
- BU's string is 103-straight games holding its foe to .500 or below from the field was halted by No. 11/13 Texas, which shot .516 for a win on Feb. 6, 2017.
- In the 2012-13 season, the Cardinal broke BU's 217-game streak of holding an opponent to 50 percent or less shooting from the floor.

### A CHALLENGING SLATE

- **Baylor will face nine programs, Central Arkansas, UCLA, Kentucky, Stanford, Kansas State, Iowa State, Oklahoma, Texas and West Virginia, that made the NCAA Tournament in 2016-17.**
- Nine of those teams were represented in the preseason Top 25 polls, including No. 2/6 Texas, No. 7/8 UCLA, No. 10/9 Stanford, No. 13/15 West Virginia, No. 22/21 Oklahoma, rv/rv Georgia Tech, rv/rv Kansas State, rv/rv Kentucky and rv/nr Oklahoma State.

## 2017-18 BAYLOR WOMEN'S BASKETBALL GAME NOTES

### MULKEY SIGNS TOP RECRUITING CLASS

The Lady Bear 2018 class, comprised of forward Caitlin Bickle (Cave Creek, Ariz.), forward Aquira DeCosta (Sacramento, Calif.), forward Queen Egbo (Houston, Texas), guard Honesty Scott-Grayson (Brick, N.J.) and forward NaLyssa Smith (Converse, Texas), is ranked No. 1 nationally by ESPN Hoopgurlz and Prospects Nation.

Each player owns a five-star rating and is ranked in the Top 30 overall by ESPN Hoopgurlz, solidifying Baylor's most talented class to date. The only other consensus top-ranked class in program history came in 2008-09, when Brittney Griner (No. 1 by ESPN Hoopgurlz), Mariah Chandler (No. 16), Jordan Madden (No. 58), Shanay Washington (No. 64) and Kimetria Hayden (unranked) signed NLLs.

### RECORD-SETTING 2016-17 SEASON

• Throughout the course of the 2016-17 season, which saw the Lady Bears win their seventh-straight regular season Big 12 title and reach the NCAA Elite Eight, Baylor set 26 records.

• Against Winthrop on Dec. 15, 2016, the Lady Bears set school records for points (140), field goals made (58), rebounds (75), assists (42), blocks (17), first half points (77), largest half-time lead (59 points) and largest margin of victory (108 points).

• The 140-32 win over Winthrop also broke the NCAA women's basketball record for margin of victory (108 points).

• At Kansas State on Jan. 25, 2017, Baylor broke its ninth school record for largest half time lead in Big 12 play (30 points). With the 91-49 final victory, the Lady Bears handed the Wildcats their worst-ever home loss (42 points).

• Redshirt senior Alexis Jones tallied the program's first-ever points-rebounds-assists triple-double against Oklahoma on Jan. 29, 2017 (24 points, 12 rebounds, 10 assists).

• Baylor scored 1,533 points in the Big 12 regular season, surpassing Oklahoma's 2001 squad (1,514) as the highest scoring conference regular season.

• In the Big 12 Championships quarterfinal win against Texas Tech, Baylor set a record for double-doubles (3), field goals made (41) and rebounding margin (28, 51-23).

• In the Big 12 Championships semifinal, the Lady Bears saw four records fall. Junior Kristy Wallace distributed a championships and semifinal game record 15 assists. Redshirt senior Alexis Prince set semifinal records with an 87.5 (7-8) field goal percentage and 1.000 (4-4) three-point field goal percentage.

• Baylor also set a Big 12 Championship semifinal record with a 94.1 (16-17) free throw percentage.

• Wallace tied a Big 12 Championships series record with 27 assists in the three-game stretch.

• Baylor set four national and seven program NCAA Tournament records in its first round victory over the No. 16 seed Texas Southern.

• The Lady Bears set NCAA Tournament records for points in a game (119 -- regulation only, not overtime), margin of victory (89 points), rebounding margin (+41) and lowest opponent field goal percentage (13.8 percent).

• Baylor bested its previous NCAA Tournament point total of 91 (vs. Illinois State on March 19, 2005; vs. Florida on March 22, 2004) with 119 points.

• The Lady Bears pulled down 60 rebounds, four more than their previous record of 56 in an NCAA Tournament game (vs. Florida State on March 26, 2013).

• Baylor dished out 35 assists for another NCAA Tournament school record, topping its previous high of 27 (vs. Idaho on March 18, 2016).

• The Lady Bears shot a blistering 63.2 (48-76) percent from the floor to set new program records for field goal percentage (previously 58.9 percent (33-56) vs. Green Bay on March 27, 2011), field goals made (previously 37 vs. Idaho on March 18, 2016) and field goal attempts (previously 74 vs. Idaho on March 18, 2016; vs. Maryland on March 25, 2006) in an NCAA Tournament game.

• Baylor matched its school record with nine made three-point field goals against the Lady Tigers. This has happened four times for the Lady Bears in NCAA Tournament games.

• Baylor set a NCAA Tournament record through three games for margin of victory, besting opponents by a combined 163 points.

### UP NEXT

**Baylor hosts No. 16/14 Stanford on Sunday, Dec. 3 at 1 p.m. (CT). The Cardinal made the 2017 Final Four and are led by Hall of Fame head coach Tara VanDerveer.**

Fans are encouraged to bring new, stuffed animal bears with them to the game to participate in the team's 12th annual Care Bear Drive and participate in the 'Teddy Bear Toss' at halftime. All bears will be hand-delivered to patients at the McLane Children's Hospital during the holiday season by Baylor student-athletes.

### Top 20 Lady Bear Home Crowds

Rank	Attend.	Opponent	Date
1.	10,627	Kansas State	March 4, 2013
	10,627	Texas A&M	Feb. 11, 2012
	10,627	Connecticut	Dec. 18, 2011
4.	10,592	Texas	Feb. 23, 2013
5.	10,569	Tennessee	Dec. 14, 2010
6.	10,550	Texas Tech	March 3, 2005
7.	10,419	Oklahoma	Jan. 26, 2013
8.	10,381	Texas Tech	Feb. 18, 2012
9.	10,379	Texas Tech	Jan. 22, 2011
10.	10,322	Texas	Jan. 8, 2005
11.	10,299	Texas A&M	Feb. 14, 2011
12.	10,294	Texas	Feb. 12, 2011
13.	10,284	Texas	Feb. 29, 2016
14.	10,258	TCU	Feb. 16, 2013
15.	10,245	West Virginia	Jan. 19, 2013
16.	10,118	Texas A&M	March 7, 2009
17.	10,074	#Drake	March 17, 2002
18.	10,057	\$Penn State	March 24, 1998
19.	10,040	Texas	Jan. 7, 2006
20.	10,031	Oklahoma	Jan. 12, 2002

# NCAA Tournament

\$ Postseason WNIT

### NCAA Division I 2016-17 Final Home Attendance Rankings

Rank	Team	Avg.
1.	South Carolina	12,277
2.	Tennessee	9,184
3.	Iowa State	9,106
4.	Connecticut	8,888
5.	Louisville	8,256
6.	Notre Dame	8,104
7.	Mississippi State	6,641
8.	Michigan State	6,011
9.	Purdue	5,940
<b>10.</b>	<b>BAYLOR</b>	<b>5,934</b>
11.	Maryland	5,735
12.	Gonzaga	5,618
13.	Ohio State	5,218
14.	Kentucky	5,213
15.	Kansas State	5,136

## 2017-18 BAYLOR WOMEN'S BASKETBALL GAME NOTES

### THE LAST TIME A BAYLOR TEAM...

Scored 100 Points.....	100 vs. Missouri State (Nov. 23, 2017)
Scored 90 Points.....	97 vs. #13/12 Louisville (March 24, 2017)
Scored Fewer than 60 Points.....	57 vs. Oregon State (March 28, 2016)
Scored Fewer than 50 Points.....	45 at Oklahoma State (Dec. 30, 2015)
Won by 100 Points.....	140-32 vs. Winthrop (Dec. 15, 2016)^
Won by 30 Points.....	100-58 vs. Missouri State (Nov. 23, 2017)
Shot 65 pct from the floor.....	69.8 (37-53) vs. Kansas State (March 4, 2013)*
Shot 60 pct from the floor.....	60.3% (41-68) vs. Missouri State (Nov. 23, 2017)
Shot 50 pct from the floor.....	58.2% (32-55) 86-55 vs. Central Arkansas (Nov. 14, 2017)
Shot less than 35 pct from the floor.....	28.6% (4-14) vs. Texas Tech (Feb. 25, 2017)
Shot 60 pct from 3-point range.....	66.7% (8-12) vs. Lamar (Nov. 10, 2017)
Shot 50 pct from 3-point range.....	55.6% (5-9) 86-55 vs. Central Arkansas (Nov. 14, 2017)
Shot less than 35 pct from 3-point range.....	22.2% (2-9) at No. 8/7 UCLA (Nov. 18, 2017)
Made 10 3-point field goals.....	11 at No. 19/16 Oklahoma (Feb. 27, 2017)
Shot 75 pct from the FT line (min. 5 made).....	78.9% (15-19) vs. Georgia Tech (Nov. 25, 2017)
Shot less than 50 pct from the FT line.....	47.8% (11-23) vs. Coppin State (Nov. 12, 2017)
Had 70 Rebounds.....	75 vs. Winthrop (Dec. 15, 2016)*
Had 60 Rebounds.....	62 vs. Lamar (Nov. 10, 2017)
Had 50 Rebounds.....	52 vs. #13/12 Louisville (March 24, 2017)
Had 30 Offensive Rebounds.....	30 vs. Winthrop (Dec. 15, 2016)
Had 20 Offensive Rebounds.....	21 at No. 8/7 UCLA (Nov. 18, 2017)
Had 40 Assists.....	42 vs. Winthrop (Dec. 15, 2016)*
Had 30 Assists.....	30 vs. Coppin State (Nov. 12, 2017)
Had 20 Assists.....	27 vs. Missouri State (Nov. 23, 2017)
Had 20 Turnovers.....	21 vs. Kansas (Jan. 1, 2017)
Had less than 10 Turnovers.....	7 vs. Central Arkansas (Nov. 14, 2017)
Had less than 5 Turnovers.....	2 vs. Texas (Feb. 1, 2014)*
Had 10 Steals.....	11 vs. Coppin State (Nov. 12, 2017)
Had 20 Steals.....	20 vs. Southern Miss (Nov. 16, 2015)
Had 17 Blocked Shots.....	17 vs. Winthrop (Dec. 15, 2016)*
Had 15 Blocked Shots.....	15 vs. Kansas (Jan. 1, 2017)
Had 10 Blocked Shots.....	10 vs. Coppin State (Nov. 12, 2017)
Had two 30-point scorers.....	Nina Davis (32), Odyssey Sims (31) vs. Western Kentucky (March 22, 2014)
Had three 20-point scorers.....	Khadijah Cave (25), Lauren Cox (23), Alexis Prince (23) vs. Winthrop (Dec. 15, 2016)
Had two 20-point scorers.....	Kalani Brown (23), Lauren Cox (22) vs. Georgia Tech (Nov. 25, 2017)
Had seven double-figure scorers.....	Khadijah Cave (18), Kristina Higgins (16), Alexis Prince (14), Ieshia Small (12), Dekeiya Cohen (12), Imani Wright (12), Nina Davis (11) vs. Utah State (Nov. 28, 2014)
Had six double-figure scorers.....	Kalani Brown (26), Natalie Chou (22), Dekeiya Cohen (16), Kristy Wallace (15), Lauren Cox (14), Alexis Morris (12) vs. Lamar (Nov. 10, 2017)
Had five double-figure scorers.....	Lauren Cox (21), Kalani Brown (19), Natalie Chou (11), Kristy Wallace (11), Dekeiya Cohen (10) vs. Central Arkansas (Nov. 14, 2017)
Had four double-figure scorers.....	Kalani Brown (23), Lauren Cox (22), Kristy Wallace (12), Alexis Morris (11) vs. Georgia Tech (Nov. 25, 2017)
Had no players score in double figures.....	at Texas Tech (Feb. 29, 2000)
Had two double-figure rebounders.....	Lauren Cox (16), Kalani Brown (10) vs. Georgia Tech (Nov. 25, 2017)
Had three double-figure rebounders.....	Nina Davis (14), Kristy Wallace (10), Kalani Brown (10) vs. Texas Tech (March 4, 2017)
Had three with double-doubles.....	Nina Davis (18p/14r), Kalani Brown (14p/10r), Kristy Wallace (12p/10r) vs. Texas Tech (March 4, 2017)
Had two with double-doubles.....	Kalani Brown (23p/10r), Lauren Cox (22p/16r) vs. Georgia Tech (Nov. 25, 2017)
Had two with double figure assists.....	Niya Johnson (14a), Odyssey Sims (13a) vs. San Jose State (Dec. 3, 2013)
Scored 70 points or more in the first half.....	77 vs. Winthrop (Dec. 15, 2016)*
Scored 60 points or more in first half.....	60 vs. Lamar (Nov. 10, 2017)
Scored 50 points or more in first half.....	58 vs. Missouri State (Nov. 23, 2017)
Scored 60 pts or more in second half.....	61 vs. Lamar (Nov. 10, 2017)
Scored 50 points or more in the second half.....	54 vs. #13/12 Louisville (March 24, 2017)
Scored 20 points or less in first half.....	19 at Oklahoma State (Dec. 30, 2015)
Scored 20 points or less in second half.....	19 vs. Kansas State (Jan. 26, 2014)
Failed to make a 3-point field goal.....	000 (0-1) at #6/8 Texas (Feb. 20, 2017)
Defeated a ranked team.....	97-63 vs. #13/12 Louisville (March 24, 2017)
Defeated a top 10 team.....	70-67 at #6/8 Texas (Nov. 20, 2017)
Lost to a ranked team.....	82-68 at No. 8/7 UCLA (Nov. 18, 2017)
Lost to an unranked team.....	77-66 vs. West Virginia (March 6, 2017)
Lost to an unranked team at home.....	64-63 vs. Auburn (April 4, 2003)
Lost a regular season, non-conference game.....	at No. 8/7 UCLA (Nov. 18, 2017)
Lost a regular season, non-conference home game.....	66-55 vs. UConn (Jan. 13, 2014)
Won an overtime game.....	69-66 at Oklahoma State (Jan. 26, 2014)
Lost an overtime game.....	94-85 (OT) vs. #7/7 Mississippi State (March 26, 2017)
Won a double-overtime game.....	95-83 vs. Iowa State (Feb. 1, 2003)
Lost a double-overtime game.....	never
Won a triple-overtime game.....	never
Lost a triple-overtime game.....	103-99 at Nebraska (Jan. 12, 2005)
Won a quadruple-overtime game.....	never
Lost a quadruple-overtime game.....	133-130 4OT vs. #5 Kentucky (Dec. 6, 2013)

### THE LAST TIME A BAYLOR INDIVIDUAL...

Recorded a Triple-Double (Pts/Reb/Ast).....	Alexis Jones (24p/12r/10a) vs. #20/20 Oklahoma (Jan. 29, 2017)
Recorded a Triple-Double (Pts/Reb/Blk).....	Brittney Griner (28p/10r/10bl) at West Virginia (March 2, 2013)
Recorded a Double-Double (Pts/Reb).....	Kalani Brown (23p/10r), Lauren Cox (22p/16r) vs. Georgia Tech (Nov. 25, 2017)
Recorded a Double-Double (Pts/Ast).....	Alexis Jones (30p/10a) at #22/25 Tennessee (Dec. 4, 2016)
Recorded a Double-Double(Reb/Ast).....	Niya Johnson (10r/19a) vs. McNeese State (Dec. 13, 2015)
Recorded a Double-Double (Pts/Blk).....	Brittney Griner (28p/10bl) at West Virginia (March 2, 2013)
Had a 20/10 Performance (Pts/Ast).....	Alexis Jones (24p/10a) vs. #20/20 Oklahoma (Jan. 29, 2017)
Had a 20/10 Performance (Pts/Reb).....	Kalani Brown (23p/10r), Lauren Cox (22p/16r) vs. Georgia Tech (Nov. 25, 2017)
Had a 30/10 Performance (Pts/Reb).....	Kalani Brown (35p/13r) at #6/8 Texas (Feb. 20, 2017)
Had a 20/20 Performance (Pts/Reb).....	Kalani Brown (26p/21r) vs. Lamar (Nov. 10, 2017)
Had a 30/20 Performance (Pts/Reb).....	Brittney Griner (33p/22r) vs. #23 Florida State (March 26, 2013)
Had a 40/20 Performance (Pts/Reb).....	Danielle Crockrom (41p/22r) at Texas A&M (Jan. 20, 2001)
Scored 50 Points.....	Brittney Griner (50) vs. Kansas State (March 4, 2013)
Scored 40 Points.....	Nina Davis (43) at Ole Miss (Dec. 7, 2014)
Scored 30 Points.....	Kalani Brown (33) at No. 8/7 UCLA (Nov. 18, 2017)
Had 20 Rebounds.....	Kalani Brown (21) vs. Lamar (Nov. 10, 2017)
Had 15 Rebounds.....	Lauren Cox (16) vs. Georgia Tech (Nov. 25, 2017)
Had 10 Assists.....	Kristy Wallace (15) vs. #24/rv Kansas State (March 5, 2017)
Had 5 Steals.....	Kristy Wallace (7) vs. TCU (Jan. 11, 2017)
Had 5 Blocked Shots.....	Lauren Cox (7) vs. Missouri State (Nov. 23, 2017)
Had 10 Blocked Shots.....	Brittney Griner (10) at West Virginia (March 2, 2013)

### THE LAST TIME A BAYLOR OPPONENT...

Scored 100 Points.....	133 by #5 Kentucky (Dec. 6, 2013)
Scored 90 Points.....	133 by #5 Kentucky (Dec. 6, 2013)
Scored Fewer than 60 Points.....	57 by Georgia Tech (Nov. 25, 2017)
Scored Fewer than 50 Points.....	46 vs. California (March 20, 2017)
Scored Fewer than 40 Points.....	30 by Texas Southern (March 18, 2017)
Scored Fewer than 30 Points.....	24 by Texas State (Dec. 6, 2016)
Won by 30 Points.....	31 by LSU (Jan. 30, 2006)
Shot 65 pct from the floor.....	66.7 ( 40-67) by Iowa State (Feb. 26, 2000)
Shot 60 pct from the floor.....	61.0 (36-59) by Oklahoma (Jan. 15, 2000)
Shot 50 pct from the floor.....	51.6% (33-64) by #11/13 Texas (Feb. 6, 2017)
Shot less than 35 pct from the floor.....	31.7% (20-63) by Georgia Tech (Nov. 25, 2017)
Shot 50 pct from 3-point range.....	50.0% (10-20) by #7/7 Mississippi State (March 26, 2017)
Shot less than 35 pct from 3-point range.....	22.2% (2-9) by Georgia Tech (Nov. 25, 2017)
Made 10 3-point field goals.....	11 vs. Missouri State (Nov. 23, 2017)
Shot 75 pct from FT line (min. 5 made).....	75.0% (15-20) at No. 8/7 UCLA (Nov. 18, 2017)
Shot less than 50 pct from the FT line.....	44.0% (11-25) by #24/rv Kansas State (March 5, 2017)
Had 50 Rebounds.....	51 by Kansas (Jan. 19, 2014)
Had 20 Offensive Rebounds.....	21 by West Virginia (March 2, 2013)
Had 20 Assists.....	21 at No. 8/7 UCLA (Nov. 18, 2017)
Had 20 Turnovers.....	23 by Coppin State (Nov. 12, 2017)
Had less than 10 Turnovers.....	4 by #7/7 Mississippi State (March 26, 2017)
Had 10 Steals.....	11 by No. 19/16 Oklahoma (Feb. 27, 2017)
Had 10 Blocked Shots.....	10 by Oklahoma (Feb. 21, 2009)
Had two 20-point scorers.....	Monique Billings (21), Jordin Canada (20) at No. 8/7 UCLA (Nov. 18, 2017)
Had two double-figure rebounders.....	Mercedes Russell (12), Jaime Nared (11) by #22/25 Tennessee (Dec. 4, 2016)
Had no players in double figures.....	Abilene Christian (Dec. 1, 2016)
Scored 50 points or more in first half.....	50 by Texas Tech (Feb. 29, 2000)
Scored 50 points or more in the second half.....	50 by TCU (Feb. 10, 2016)
Scored 20 points or less in first half.....	20 by California (March 20, 2017)
Scored 20 points or less in second half.....	17 by Texas Southern (March 18, 2017)
Failed to make a 3-point field goal.....	(0-15) by Savannah State (Nov. 21, 2013)

### THE LAST TIME AN OPPONENT INDIVIDUAL...

Had a 30/10 Performance (Pts/Reb).....	Maya Moore (34 pts, 12 reb) Connecticut (April 4, 2010)
Had a 20/10 Performance (Pts/Reb).....	Kristine Anigwe (20 pts, 11 reb), California (March 20, 2017)
Scored 20 Points.....	21 by Monique Billings, 20 by Jordin Canada, No. 8/7 UCLA (Nov. 18, 2017)
Scored 30 Points.....	32 by Tynice Martin, West Virginia (March 6, 2017)
Scored 40 Points.....	41 by Morgan William, #7/7 Mississippi State (March 26, 2017)
Had 20 Rebounds.....	26 by Courtney Paris, Oklahoma (March 11, 2009)
Had 15 Rebounds.....	15 by Zuri Sanders, Texas Tech (March 5, 2016)
Had 10 Assists.....	13 by Jordin Canada, No. 8/7 UCLA (Nov. 18, 2017)
Had 5 Steals.....	6 by T'ona Edwards, #19/16 Oklahoma (Feb. 27, 2017)
Had 5 Blocked Shots.....	5 by Porsha Roberts, Stephen F. Austin (Dec. 14, 2014)

\* School record ^ NCAA record



**2017-18 BAYLOR WOMEN'S BASKETBALL GAME NOTES**

**TV / RADIO ROSTER**



**1 · DEKEIYA COHEN**

F · 6-2 · Sr.  
Charleston, S.C.



**2 · DIDI RICHARDS**

G · 6-1 · Fr.  
Cypress, Texas



**3 · TRINITY OLIVER**

G · 5-11 · Fr.  
Euless, Texas



**4 · KRISTY WALLACE**

G · 5-11 · Sr.  
Loganholme, Queensland, Australia




**11 · ALEXIS MORRIS**

G · 5-6 · Fr.  
Beaumont, Texas



**12 · MOON URSIN**

G · 5-7 · Fr.  
Destrehan, La.



**15 · LAUREN COX**

F · 6-4 · So.  
Flower Mound, Texas




**20 · JUICY LANDRUM**

G · 5-9 · So.  
Waco, Texas



**21 · KALANI BROWN**

C · 6-7 · Jr.  
Slidell, La.



**24 · NATALIE CHOU**

F · 6-4 · So.  
Plano, Texas



**KIM MULKEY**

Head Coach  
18th Season



**BILL BROCK**

Associate Head Coach  
15th Season



**SYTIA MESSER**

Assistant Coach  
Fifth Season



**TOYELLE WILSON**

Assistant Coach  
Fifth Season

# 2017-18 BAYLOR WOMEN'S BASKETBALL GAME NOTES



**#1**  
**DEKEIYA**  
**COHEN**  
**6-1 | SR | F**

### MAJOR

Communication Studies

### CAREER HIGHS

#### Points

18 vs. Stetson [11/29/14];  
vs. Marist [11/20/14]

#### Rebounds

14 at #8/7 UCLA [11/18/17]

#### Assists

6 vs. Winthrop [12/15/16]

#### Blocks

4 vs. Houston Baptist [11/11/16]

#### Steals

3 vs. Abilene Christian [12/1/16];  
vs. Oklahoma [2/22/15]

#### Field Goals

7 vs. three teams

#### Field Goal Attempts

11 vs. Lamar [11/10/17];  
vs. West Virginia [2/15/15]

#### 3-Point Field Goals

1 vs. Winthrop [12/15/16]

#### 3-Point Field Goal Attempts

1 vs. five teams

#### Free Throws

9 vs. Prairie View A&M [12/29/14]

#### Free Throw Attempts

9 vs. Prairie View A&M [12/29/14]

#### Minutes Played

37 at #8/7 UCLA [11/18/17]

### MISCELLANEOUS

Double-Figure Points	10
Double-Figure Rebounds	2
Led Team in Rebounding	4
Led Team in Scoring	1
Led Team in Assists	1
Double-Doubles	1

## COHEN'S CAREER NOTABLES

- Team co-captain with fellow senior Kristy Wallace.
- Has started all six games for the Lady Bears in 2017-18.
- Recorded her first career double-double (10 points, 10 rebounds) against Missouri State in the opening game of the Junkanoo Jam on Nov. 23, 2017.
- Big 12 Freshman of the Week (Dec. 1, 2014).

## COHEN'S GAME-BY-GAME STATISTICS

Opponent	Date	gs	min	Total		3-Pointers		Free throws		Rebounds				pf	a	l/o	blk	stl	pts	avg	
				fg-fga	pct	3fg-fga	pct	ft-fa	pct	off	def	tot	avg								
LAMAR	11/10/17	*	17	7-11	.636	0-0	.000	2-4	.500	3	3	6	6.0	4	5	1	0	0	16	16.0	
COPPIN STATE	11/12/17	*	22	4-7	.571	0-0	.000	1-4	.250	4	1	5	5.5	2	0	2	2	0	9	12.5	
CENTRAL ARKANSAS	11/14/17	*	28	4-6	.667	0-0	.000	2-2	1.000	2	6	8	6.3	3	2	2	1	0	10	11.7	
at #8/7 UCLA	11/18/17	*	37	3-10	.300	0-0	.000	3-5	.600	8	6	14	8.3	5	4	4	1	0	9	11.0	
vs Missouri State	11/23/17	*	27	5-7	.714	0-0	.000	0-2	.000	2	8	10	8.6	1	2	1	1	1	10	10.8	
vs Georgia Tech	11/25/17	*	32	2-5	.400	0-0	.000	2-4	.500	2	1	3	7.7	3	2	3	1	0	6	10.0	
Totals			6	163	25-46	.543	0-0	.000	10-21	.476	21	25	46	7.7	18	15	13	6	1	60	10.0

Games played: 6

Minutes/game: 27.2

Points/game: 10.0

FG Pct: 54.3

FT Pct: 47.6

Rebounds/game: 7.7

Assists/game: 2.5

Turnovers/game: 2.2

Assist/turnover ratio: 1.2

Steals/game: 0.2

Blocks/game: 1.0

## COHEN'S CAREER STATISTICS

Season	gp-gs	min/avg	Total		3-Point		F-Throws		Rebounds				Scoring							
			fg-fga	pct	fg-fga	pct	ft-fa	pct	off	def	tot	avg	pf	fo	ast	to	blk	stl	pts	avg
2014-15	34-0	336/9.9	63-123	.512	0-0	.000	42-62	.677	44	57	101	3.0	43	0	18	35	22	14	168	4.9
2015-16	30-1	232/7.7	31-66	.470	0-0	.000	14-21	.667	17	43	60	2.0	19	0	20	11	7	7	76	2.5
2016-17	34-8	432/12.7	40-101	.396	1-5	.200	40-63	.635	44	67	111	3.3	47	0	45	22	20	9	121	3.6
2017-18	6-6	163/27.2	25-46	.543	0-0	.000	10-21	.476	21	25	46	7.7	18	1	15	13	6	1	60	10.0
TOTAL	104-15	1163/11.2	159-336	.473	1-5	.200	106-167	.635	126	192	318	3.1	127	1	98	81	55	31	425	4.1

# 2017-18 BAYLOR WOMEN'S BASKETBALL GAME NOTES



**#4**  
**KRISTY**  
**WALLACE**  
**5-11 | SR | G**

### MAJOR

Health, Kinesiology and Leisure Studies

### CAREER HIGHS

#### Points

24 vs. Idaho [12/10/14]

#### Rebounds

11 vs. Northwestern St. [3/20/15]

#### Assists

15 vs. #24/rv Kansas State [3/5/17]; vs. #18/17 DePaul [11/26/16]

#### Blocks

3 at #25/22 Tennessee [12/4/16]

#### Steals

7 vs. TCU [11/11/17]

#### Field Goals

9 vs. Idaho [12/10/14]

#### Field Goal Attempts

18 vs. Idaho [12/10/14]

#### 3-Point Field Goals

6 vs. Idaho [12/10/14]

#### 3-Point Field Goal Attempts

9 vs. Idaho [12/10/14]

#### Free Throws

7 vs. #8/8 Ohio State [11/27/16]

#### Free Throw Attempts

8 vs. #8/8 Ohio State [11/27/16]

#### Minutes Played

40 vs. four teams

### MISCELLANEOUS

Double-Figure Points	39
Double-Figure Assists	2
Double-Figure Rebounds	2
Led Team in Assists	25
Led Team in Steals	23
Led Team in Scoring	2
Led Team in Rebounding	1
Led Team in Blocked Shots	1

### WALLACE'S CAREER NOTABLES

- Team co-captain with fellow senior Dekeiya Cohen.
- Has started all six games for the Lady Bears this season, leading the team with 29 assists.
- 2018 Preseason All-Big 12 Honorable Mention selection.
- Led the Lady Bears in assists, dishing out 208 last season (5.6 per game).
- Big 12 All-Tournament Team and Gulf Coast Showcase MVP in 2017.
- Recorded the second-highest assist total for any junior in Baylor history last season with 208 assists.
- Big 12 All-Freshman Team in 2015.

### WALLACE'S GAME-BY-GAME STATISTICS

Opponent	Date	qs	min	Total		3-Pointers		Free throws		Rebounds				pf	a	t/o	blk	stl	pts	avg	
				fg-fga	pct	3fg-fga	pct	ft-fta	pct	off	def	tot	avg								
LAMAR	11/10/17	*	28	4-7	.571	3-5	.600	4-4	1.000	1	6	7	7.0	2	6	2	0	3	15	15.0	
COPPIN STATE	11/12/17	*	19	2-3	.667	2-3	.667	2-2	1.000	0	5	5	6.0	3	5	0	2	1	8	11.5	
CENTRAL ARKANSAS	11/14/17	*	30	5-8	.625	1-2	.500	0-0	.000	1	1	2	4.7	4	6	1	1	0	11	11.3	
at #8/7 UCLA	11/18/17	*	26	0-3	.000	0-0	.000	0-0	.000	0	1	1	3.8	2	1	4	0	0	0	8.5	
vs Missouri State	11/23/17	*	19	1-5	.200	0-2	.000	0-0	.000	1	1	2	3.4	1	6	2	0	1	2	7.2	
vs Georgia Tech	11/25/17	*	31	4-7	.571	0-2	.000	4-4	1.000	0	7	7	4.0	4	5	4	0	4	12	8.0	
Totals			6	153	16-33	.485	6-14	.429	10-10	1.000	3	21	24	4.0	16	29	13	3	9	48	8.0

Games played: 6  
Minutes/game: 25.5  
Points/game: 8.0  
FG Pct: 48.5  
3FG Pct: 42.9  
FT Pct: 100.0

Rebounds/game: 4.0  
Assists/game: 4.8  
Turnovers/game: 2.2  
Assist/turnover ratio: 2.2  
Steals/game: 1.5  
Blocks/game: 0.5

### WALLACE'S CAREER STATISTICS

Season	gp-qs	min/avg	Total		3-Point		F-Throws		Rebounds				Scoring							
			fg-fga	pct	fg-fga	pct	ft-fta	pct	off	def	tot	avg	pf	fo	ast	to	blk	stl	pts	avg
2014-15	32-6	741/23.2	98-240	.408	39-105	.371	23-35	.657	21	62	83	2.6	63	2	74	65	6	35	258	8.1
2015-16	37-20	1014/27.4	108-272	.397	44-114	.386	39-51	.765	20	101	121	3.3	78	1	88	66	18	48	299	8.1
2016-17	37-37	1042/28.2	97-227	.427	37-95	.389	51-74	.689	18	125	143	3.9	72	1	208	80	15	47	282	7.6
2017-18	6-6	153/25.5	16-33	.485	6-14	.429	10-10	1.000	3	21	24	4.0	16	0	29	13	3	9	48	8.0
TOTAL	112-69	2950/26.3	319-772	.413	126-328	.384	123-170	.724	62	309	371	3.3	229	4	399	224	42	139	887	7.9

# 2017-18 BAYLOR WOMEN'S BASKETBALL GAME NOTES



**#21**  
**KALANI**  
**BROWN**  
**6-7 | JR | C**

### MAJOR

Communication Studies

### CAREER HIGHS

#### Points

35 at #6/8 Texas [2/20/17]

#### Rebounds

21 vs. Lamar [11/10/17]

#### Assists

7 vs. Central Arkansas [11/14/17]

#### Blocks

6 vs. TCU [1/11/17];  
 vs. Winthrop [12/15/16]

#### Steals

3 vs. Kansas [2/6/16]

#### Field Goals

13 at #8/7 UCLA [11/18/17]

#### Field Goal Attempts

17 at #8/7 UCLA [11/18/17]

#### 3-Point Field Goals

N/A

#### 3-Point Field Goal Attempts

N/A

#### Free Throws

15 at #6/8 Texas [2/20/17]

#### Free Throw Attempts

16 at #6/8 Texas [2/20/17]

#### Minutes Played

45 vs. #7/7 Mississippi State  
 [3/26/17]

### MISCELLANEOUS

Double-Figure Points	54
Double-Figure Rebounds	17
Led Team in Scoring	22
Led Team in Rebounding	18
Led Team in Blocks	33
Double-Doubles	16
20-Point Games	11
30-Point Games	2

## BROWN'S CAREER NOTABLES

- Named to 2018 John R. Wooden Women's Preseason Top 30, 2018 Citizen Naismith Trophy Preseason Watch List, 2018 Wade Trophy Watch List and 2018 Lisa Leslie Award Watch List.
- 2018 Preseason Big 12 Player of the Year and All-Big 12 first team pick.
- Has recorded four double-doubles through six games this season, bringing her career total to 16.
- Currently leads Baylor in scoring (24.2) and field goal percentage (.766).
- Led the Lady Bears in scoring (15.4), rebounding (8.2), shot blocking (2.0) and field goal percentage (.679) a season ago.
- Shattered Baylor's single season field goal percentage record of .619, knocking down shots at a .679 clip as a sophomore. She is currently the career leader in field goal percentage, shooting .659 (415-630).
- 2017 WBCA All-American and Associated Press honorable mention All-American.
- 2017 unanimous All-Big 12 First Team and All-Defensive Team selection.
- Big 12 Co-Player of the Week (Nov. 14) and Big 12 Player of the Week (Jan. 9).
- 2016 Big 12 All-Freshman Team.

## BROWN'S GAME-BY-GAME STATISTICS

Opponent	Date	qs	min	Total		3-Pointers		Free throws		Rebounds				pf	a	t/o	blk	stl	pts	avg	
				fg-fga	pct	3fg-fga	pct	ft-fta	pct	off	def	tot	avg								
LAMAR	11/10/17	*	32	11-16	.688	0-0	.000	4-5	.800	5	16	21	21.0	3	2	5	2	0	26	26.0	
COPPIN STATE	11/12/17	*	24	10-11	.909	0-0	.000	4-5	.800	2	10	12	16.5	2	3	2	0	1	24	25.0	
CENTRAL ARKANSAS	11/14/17	*	32	7-10	.700	0-0	.000	5-6	.833	1	10	11	14.7	1	7	0	0	1	19	23.0	
at #8/7 UCLA	11/18/17	*	36	13-17	.765	0-0	.000	7-8	.875	6	2	8	13.0	4	2	1	0	1	33	25.5	
vs Missouri State	11/23/17	*	25	8-11	.727	0-0	.000	4-5	.800	0	0	0	10.4	1	3	2	1	0	20	24.4	
vs Georgia Tech	11/25/17	*	29	10-12	.833	0-0	.000	3-5	.600	3	7	10	10.3	3	0	1	0	0	23	24.2	
Totals			6	178	59-77	.766	0-0	.000	27-34	.794	17	45	62	10.3	14	17	11	3	3	145	24.2

Games played: 6

Minutes/game: 29.7

Points/game: 24.2

FG Pct: 76.6

FT Pct: 79.4

Rebounds/game: 10.3

Assists/game: 2.8

Turnovers/game: 1.8

Assist/turnover ratio: 1.5

Steals/game: 0.5

Blocks/game: 0.5

## BROWN'S CAREER STATISTICS

Season	gp-gs	min/avg	Total		3-Point		F-Throws		Rebounds				pf	fo	ast	to	blk	stl	Scoring	
			fg-fga	pct	fg-fga	pct	ft-fta	pct	off	def	tot	avg							pts	avg
2015-16	38-1	548/14.4	140-232	.603	0-0	.000	72-115	.626	67	97	164	4.3	71	2	22	51	50	19	352	9.3
2016-17	37-26	791/21.4	226-333	.679	0-0	.000	117-154	.760	123	182	305	8.2	72	1	48	66	73	14	569	15.4
2017-18	6-6	178/29.7	59-77	.766	0-0	.000	27-34	.794	17	45	62	10.3	14	0	17	11	3	3	145	24.2
TOTAL	81-33	1517/18.7	425-642	.662	0-0	.000	216-303	.713	207	324	531	6.6	157	3	87	128	126	36	1066	13.2

# 2017-18 BAYLOR WOMEN'S BASKETBALL GAME NOTES



**#24**  
**NATALIE**  
**CHOU**  
**6-1 | SO | G**

**MAJOR**  
 Business

### CAREER HIGHS

**Points**  
 22 vs. Lamar [11/10/17]  
**Rebounds**  
 8 vs. Lamar [11/10/17];  
 vs. Texas Tech [2/25/17]  
**Assists**  
 6 vs. Lamar [11/10/17];  
 vs. Winthrop [12/15/16]  
**Blocks**  
 2 vs. five teams  
**Steals**  
 4 vs. Central Arkansas [11/14/17];  
 at Oklahoma State [1/7/17]  
**Field Goals**  
 8 vs. Lamar [11/10/17]  
**Field Goal Attempts**  
 12 vs. Lamar [11/10/17]  
**3-Point Field Goals**  
 5 vs. Texas State [12/6/16]  
**3-Point Field Goal Attempts**  
 9 vs. Winthrop [12/15/16]  
**Free Throws**  
 4 vs. Lamar [11/10/17];  
 vs. #13/12 Louisville [3/24/17]  
**Free Throw Attempts**  
 5 vs. Central Arkansas [11/14/17];  
 vs. #13/12 Louisville [3/24/17]  
**Minutes Played**  
 29 vs. Central Arkansas [11/14/17]

### MISCELLANEOUS

**Double-Figure Points** 9  
**Led Team in Steals** 12  
**Led Team in Assists** 2  
**20-Point Games** 1

## CHOU'S CAREER NOTABLES

- Has started all six games for the Lady Bears, the first starts of her career.
- Opened her sophomore season with her first collegiate 20-point performance.
- Big 12 Freshman of the Week (Dec. 12).

## CHOU'S GAME-BY-GAME STATISTICS

Opponent	Date	gs	min	Total		3-Pointers		Free throws		Rebounds				pf	a	t/o	blk	stl	pts	avg	
				fg-fga	pct	3fg-fga	pct	ft-fta	pct	off	def	tot	avg								
LAMAR	11/10/17	*	27	8-12	.667	2-3	.667	4-4	1.000	3	5	8	8.0	2	6	1	1	2	22	22.0	
COPPIN STATE	11/12/17	*	23	5-11	.455	1-4	.250	1-1	1.000	1	2	3	5.5	0	2	0	2	2	12	17.0	
CENTRAL ARKANSAS	11/14/17	*	29	3-9	.333	3-5	.600	2-2	1.000	0	2	2	4.3	0	2	3	0	4	11	15.0	
at #8/7 UCLA	11/18/17	*	26	1-6	.167	0-3	.000	0-0	.000	0	5	5	4.5	2	2	2	0	2	2	11.8	
vs Missouri State	11/23/17	*	23	3-7	.429	3-5	.600	0-0	.000	1	3	4	4.4	1	4	1	0	0	9	11.2	
vs Georgia Tech	11/25/17	*	25	1-4	.250	1-2	.500	0-0	.000	1	2	3	4.2	3	2	1	0	0	3	9.8	
Totals			6	153	21-49	.429	10-22	.455	7-7	1.000	6	19	25	4.2	8	18	8	3	10	59	9.8

Games played: 6  
 Minutes/game: 25.5  
 Points/game: 9.8  
 FG Pct: 42.9  
 3FG Pct: 45.5  
 FT Pct: 100.0

Rebounds/game: 4.2  
 Assists/game: 3.0  
 Turnovers/game: 1.3  
 Assist/turnover ratio: 2.3  
 Steals/game: 1.7  
 Blocks/game: 0.5

## CHOU'S CAREER STATISTICS

Season	gp-gs	min/avg	Total		3-Point		F-Throws		Rebounds				pf	fo	ast	to	blk	stl	Scoring	
			fg-fga	pct	fg-fga	pct	ft-fta	pct	off	def	tot	avg							pts	avg
2016-17	37-0	531/14.4	58-151	.384	33-78	.423	25-38	.658	17	60	77	2.1	35	0	58	19	16	32	174	4.7
2017-18	6-6	153/25.5	21-49	.429	10-22	.455	7-7	1.000	6	19	25	4.2	8	0	18	8	3	10	59	9.8
TOTAL	43-6	684/15.9	79-200	.395	43-100	.430	32-45	.711	23	79	102	2.4	43	0	76	27	19	42	233	5.4

# 2017-18 BAYLOR WOMEN'S BASKETBALL GAME NOTES



## COX'S CAREER NOTABLES

- 2018 Katrina McClain Award Watch List (nation's top power forward).
- 2018 Preseason All-Big 12 honorable mention.
- Earned her first Big 12 Player of the Week honor on Nov. 28, 2017.
- Has started all five games she's been available for the Lady Bears this season, averaging 17.4 points, 10.4 rebounds and 3.6 blocks per contest.
- Has recorded three double-doubles in a row.
- 2017 Big 12 Sixth Man Award and All-Freshman Team.
- Three-time Big 12 Freshman of the Week (Nov. 28, Dec. 19, Jan. 16).

## COX'S GAME-BY-GAME STATISTICS

Opponent	Date	gs	min	Total		3-Pointers		Free throws		Rebounds				pf	a	t/o	blk	stl	pts	avg	
				fg-fga	pct	3fg-fga	pct	ft-fa	pct	off	def	tot	avg								
LAMAR	11/10/17	*	17	6-9	.667	0-0	.000	2-2	1.000	2	5	7	7.0	4	3	2	2	0	14	14.0	
COPPIN STATE	11/12/17	*	27	6-11	.545	0-0	.000	0-4	.000	4	5	9	8.0	0	5	2	4	2	12	13.0	
CENTRAL ARKANSAS	11/14/17	*	33	9-14	.643	0-1	.000	3-5	.600	2	8	10	8.7	3	4	1	2	1	21	15.7	
at #8/7 UCLA	11/18/17		dnp	-	-	-	-	-	-	-	-	-	-	-	-	-	-	-	-	-	
vs Missouri State	11/23/17	*	25	7-11	.636	1-1	1.000	3-3	1.000	2	8	10	9.0	2	3	2	7	3	18	16.3	
vs Georgia Tech	11/25/17	*	38	10-24	.417	0-1	.000	2-2	1.000	2	14	16	10.4	4	4	3	3	1	22	17.4	
Totals			5	140	38-69	.551	1-3	.333	10-16	.625	12	40	52	10.4	13	19	10	18	7	87	17.4

Games played: 5  
 Minutes/game: 28.0  
 Points/game: 17.4  
 FG Pct: 55.1  
 3FG Pct: 33.3  
 FT Pct: 62.5

Rebounds/game: 10.4  
 Assists/game: 3.8  
 Turnovers/game: 2.0  
 Assist/turnover ratio: 1.9  
 Steals/game: 1.4  
 Blocks/game: 3.6

## #15

## LAUREN COX

6-4 | SO | F

### MAJOR

Undecided

### CAREER HIGHS

#### Points

23 vs. Winthrop [12/15/16]

#### Rebounds

16 vs. Georgia Tech [11/25/17]

#### Assists

6 vs. #20/20 Oklahoma [1/29/17]

#### Blocks

7 vs. Missouri State [11/23/17]

#### Steals

3 vs. Missouri State [11/23/17]

#### Field Goals

10 vs. Georgia Tech [11/25/17];  
 vs. Winthrop [12/15/16]

#### Field Goal Attempts

24 vs. Georgia Tech [11/25/17]

#### 3-Point Field Goals

3 vs. Texas Southern [3/18/17]

#### 3-Point Field Goal Attempts

4 vs. Texas Southern [3/18/17]

#### Free Throws

11 vs. Southeastern Louisiana  
 [11/22/16]

#### Free Throw Attempts

14 vs. Southeastern Louisiana  
 [11/22/16]

#### Minutes Played

38 vs. Georgia Tech [11/25/17]

### MISCELLANEOUS

Double-Figure Points	17
Double-Figure Rebounds	4
Led Team in Blocks	14
Led Team in Rebounds	7
Led Team in Points	2
20-point Games	4
Double-Doubles	4

## COX'S CAREER STATISTICS

Season	gp-gs	min/avg	Total		3-Point		F-Throws		Rebounds				Scoring							
			fg-fga	pct	fg-fga	pct	ft-fa	pct	off	def	tot	avg	pf	fo	ast	to	blk	stl	pts	avg
2016-17	37-1	497/13.4	100-231	.433	7-17	.412	74-99	.747	71	79	150	4.1	63	1	45	40	53	14	281	7.6
2017-18	5-5	140/28.0	38-69	.551	1-3	.333	10-16	.625	12	40	52	10.4	13	0	19	10	18	7	87	17.4
TOTAL	42-6	637/15.2	138-300	.460	8-20	.400	84-115	.730	83	119	202	4.8	76	1	64	50	71	21	368	8.8

# 2017-18 BAYLOR WOMEN'S BASKETBALL GAME NOTES



**#20**  
**JUICY**  
**LANDRUM**  
**5-9 | SO | G**

**MAJOR**  
 Kinesiology

### CAREER HIGHS

- Points**  
12 vs. Coppin State [11/12/17]
- Rebounds**  
7 vs. Missouri State [11/23/17];  
vs. Texas State [12/6/16]
- Assists**  
11 vs. Texas State [12/6/16]
- Blocks**  
2 vs. Lamar [11/10/17]
- Steals**  
5 vs. Winthrop [12/15/16]
- Field Goals**  
4 vs. Coppin State [11/12/17]
- Field Goal Attempts**  
6 vs. Missouri State [11/23/17];  
vs. Mississippi Valley State  
[11/20/16]
- 3-Point Field Goals**  
4 vs. Coppin State [11/12/17]
- 3-Point Field Goal Attempts**  
4 vs. three teams
- Free Throws**  
2 vs. four teams
- Free Throw Attempts**  
4 vs. #20/20 Oklahoma [1/29/17];  
vs. Mississippi Valley State  
[11/20/16]
- Minutes Played**  
27 vs. Texas State [12/6/16]

### MISCELLANEOUS

- Double-Figure Points 2
- Double-Figure Assists 1
- Led Team in Assists 3
- Led Team in Blocks 1

## LANDRUM'S CAREER NOTABLES

- Has played in all six games for the Lady Bears this season off the bench.
- Given name is Calveion Landrum, but goes by her nickname Juicy.

## LANDRUM'S GAME-BY-GAME STATISTICS

Opponent	Date	gs	min	Total		3-Pointers		Free throws		Rebounds				pf	a	t/o	blk	stl	pts	avg	
				fg-fga	pct	3fg-fga	pct	ft-fga	pct	off	def	tot	avg								
LAMAR	11/10/17		17	1-2	.500	1-2	.500	0-0	.000	0	2	2	2.0	0	2	0	2	0	3	3.0	
COPPIN STATE	11/12/17		12	4-4	1.000	4-4	1.000	0-0	.000	0	1	1	1.5	1	1	0	0	0	12	7.5	
CENTRAL ARKANSAS	11/14/17		6	1-1	1.000	1-1	1.000	0-0	.000	0	0	0	1.0	0	0	0	0	0	3	6.0	
at #8/7 UCLA	11/18/17		16	2-4	.500	1-2	.500	0-0	.000	0	4	4	1.8	1	2	0	0	0	5	5.8	
vs Missouri State	11/23/17		16	3-6	.500	0-2	.000	0-1	.000	4	3	7	2.8	1	2	1	0	1	6	5.8	
vs Georgia Tech	11/25/17		13	1-3	.333	1-2	.500	0-0	.000	1	3	4	3.0	2	2	0	0	0	3	5.3	
<b>Totals</b>			0	80	12-20	.600	8-13	.615	0-1	.000	5	13	18	3.0	5	9	1	2	1	32	5.3

Games played: 6  
 Minutes/game: 13.3  
 Points/game: 5.3  
 FG Pct: 60.0  
 3FG Pct: 61.5  
 FT Pct: 0.0

Rebounds/game: 3.0  
 Assists/game: 1.5  
 Turnovers/game: 0.2  
 Assist/turnover ratio: 9.0  
 Steals/game: 0.2  
 Blocks/game: 0.3

## LANDRUM'S CAREER STATISTICS

Season	gp-gs	min/avg	Total		3-Point		F-Throws		Rebounds				Scoring							
			fg-fga	pct	fg-fga	pct	ft-fga	pct	off	def	tot	avg	pf	fo	ast	to	blk	stl	pts	avg
2016-17	30-0	285/9.5	17-46	.370	8-25	.320	13-24	.542	5	40	45	1.5	40	1	53	19	4	16	55	1.8
2017-18	6-0	80/13.3	12-20	.600	8-13	.615	0-1	.000	5	13	18	3.0	5	0	9	1	2	1	32	5.3
<b>TOTAL</b>	<b>36-0</b>	<b>365/10.1</b>	<b>29-66</b>	<b>.439</b>	<b>16-38</b>	<b>.421</b>	<b>13-25</b>	<b>.520</b>	<b>10</b>	<b>53</b>	<b>63</b>	<b>1.8</b>	<b>45</b>	<b>1</b>	<b>62</b>	<b>20</b>	<b>6</b>	<b>17</b>	<b>87</b>	<b>2.4</b>

# 2017-18 BAYLOR WOMEN'S BASKETBALL GAME NOTES



**#11**  
**ALEXIS**  
**MORRIS**  
**5-6 | FR | G**

### MAJOR

Undecided

### CAREER HIGHS

#### Points

17 vs. Missouri State [11/23/17]

#### Rebounds

3 vs. Missouri State [11/23/17];  
 at #8/7 UCLA [11/18/17]

#### Assists

8 vs. Coppin State [11/12/17]

#### Blocks

na

#### Steals

1 vs. Missouri State [11/23/17]

#### Field Goals

7 vs. Missouri State [11/23/17]

#### Field Goal Attempts

12 at #8/7 UCLA [11/18/17]

#### 3-Point Field Goals

1 vs. three teams

#### 3-Point Field Goal Attempts

3 at #8/7 UCLA [11/18/17]

#### Free Throws

8 vs. Lamar [11/10/17]

#### Free Throw Attempts

10 vs. Lamar [11/10/17]

#### Minutes Played

24 vs. three teams

### MISCELLANEOUS

Double-Figure Points 4

Led Team in Assists 1

## MORRIS' HIGH SCHOOL NOTABLES

- Earned her first Big 12 Freshman of the Week honor on Nov. 28, 2017.
- Has played in all six games for the Lady Bears, earning her first career start at No. 8/7 UCLA.
- Jordan Brand Classic, Naismith Trophy and McDonald's All-American.
- Led Legacy Christian Academy to four district titles and a Class 3A State Championship in 2017.
- Four-time Texas Association of Private and Parochial Schools 3A Player of the Year.
- 2017 Gatorade Player of the Year (Texas).
- Five-star recruit was ranked No. 6 at guard and No. 18 overall in her class, according to ESPN Hoopgurlz.
- Averaged 31.1 points, 6.3 rebounds, 4.9 assists and 4.8 steals per game as a senior.

## MORRIS' GAME-BY-GAME STATISTICS

Opponent	Date	qs	min	Total		3-Pointers		Free throws		Rebounds				pf	a	t/o	blk	stl	pts	avg
				fg-fga	pct	3fg-fga	pct	ft-fta	pct	off	def	tot	avg							
LAMAR	11/10/17		24	2-2	1.000	0-0	.000	8-10	.800	0	1	1	1.0	4	4	3	0	0	12	12.0
COPPIN STATE	11/12/17		24	2-3	.667	0-0	.000	0-2	.000	0	0	0	0.5	2	8	3	0	0	4	8.0
CENTRAL ARKANSAS	11/14/17		20	0-2	.000	0-0	.000	4-4	1.000	0	2	2	1.0	1	3	0	0	0	4	6.7
at #8/7 UCLA	11/18/17 *		21	4-12	.333	1-3	.333	2-4	.500	1	2	3	1.5	2	1	3	0	0	11	7.8
vs Missouri State	11/23/17		22	7-10	.700	1-2	.500	2-2	1.000	0	3	3	1.8	1	4	1	0	1	17	9.6
vs Georgia Tech	11/25/17		24	3-7	.429	1-1	1.000	4-4	1.000	0	2	2	1.8	4	2	4	0	0	11	9.8
Totals		1	135	18-36	.500	3-6	.500	20-26	.769	1	10	11	1.8	14	22	14	0	1	59	9.8

Games played: 6

Minutes/game: 22.5

Points/game: 9.8

FG Pct: 50.0

3FG Pct: 50.0

FT Pct: 76.9

Rebounds/game: 1.8

Assists/game: 3.7

Turnovers/game: 2.3

Assist/turnover ratio: 1.6

Steals/game: 0.2

## MORRIS' CAREER STATISTICS

Season	qp-gs	min/avg	Total		3-Point		F-Throws		Rebounds				Scoring							
			fg-fga	pct	fg-fga	pct	ft-fta	pct	off	def	tot	avg	pf	fo	ast	to	blk	stl	pts	avg
2017-18	6-1	135/22.5	18-36	.500	3-6	.500	20-26	.769	1	10	11	1.8	14	0	22	14	0	1	59	9.8
TOTAL	6-1	135/22.5	18-36	.500	3-6	.500	20-26	.769	1	10	11	1.8	14	0	22	14	0	1	59	9.8



# 2017-18 BAYLOR WOMEN'S BASKETBALL GAME NOTES



**#3**  
**TRINITY**  
**OLIVER**  
**5-11 | FR | G**

**MAJOR**  
 Sports Medicine

**CAREER HIGHS**

- Points**  
7 vs. Missouri State [11/23/17]
- Rebounds**  
6 vs. Lamar [11/10/17]
- Assists**  
2 at #8/7 UCLA [11/18/17]
- Blocks**  
na
- Steals**  
2 vs. Coppin State [11/12/17]
- Field Goals**  
3 vs. Missouri State [11/23/17];  
at #8/7 UCLA [11/18/17]
- Field Goal Attempts**  
6 vs. Missouri State [11/23/17]
- 3-Point Field Goals**  
na
- 3-Point Field Goal Attempts**  
na
- Free Throws**  
3 vs. Coppin State [11/12/17]
- Free Throw Attempts**  
5 vs. Coppin State [11/12/17]
- Minutes Played**  
24 vs. Lamar [11/10/17]

**MISCELLANEOUS**

Led Team in Steals 1

**OLIVER'S HIGH SCHOOL NOTABLES**

- Has appeared in all six games for the Lady Bears as a reserve.
- Three-time TGCA All-State selection and two-time TABC Girls' All-State 6A pick.
- Twice named first team All-District.
- District 7-6A MVP and Fort Worth Star Telegram Player of the Year in 2016.
- Three-star recruit was ranked No. 30 at guard in her class, according to ESPN Hoopgurlz.
- Averaged 25.2 points, 10.8 rebounds, 4.2 steals and 1.3 blocks per game as a senior.

**OLIVER'S GAME-BY-GAME STATISTICS**

Opponent	Date	gs	min	Total		3-Pointers		Free throws		Rebounds				pf	a	t/o	blk	stl	pts	avg
				fg-fga	pct	3fg-fga	pct	ft-fta	pct	off	def	tot	avg							
LAMAR	11/10/17		11	0-1	.000	0-0	.000	0-2	.000	2	4	6	6.0	0	1	0	0	0	0	0.0
COPPIN STATE	11/12/17		15	1-5	.200	0-0	.000	3-5	.600	0	0	0	3.0	1	1	0	0	2	5	2.5
CENTRAL ARKANSAS	11/14/17		4	1-1	1.000	0-0	.000	1-1	1.000	0	0	0	2.0	0	0	0	0	0	3	2.7
at #8/7 UCLA	11/18/17		13	3-5	.600	0-0	.000	0-0	.000	0	4	4	2.5	0	2	0	0	0	6	3.5
vs Missouri State	11/23/17		14	3-6	.500	0-0	.000	1-1	1.000	2	2	4	2.8	1	1	0	0	1	7	4.2
vs Georgia Tech	11/25/17		3	0-0	.000	0-0	.000	0-0	.000	0	1	1	2.5	1	0	2	0	0	3.5	3.5
<b>Totals</b>			60	8-18	.444	0-0	.000	5-9	.556	4	11	15	2.5	3	5	2	0	3	21	3.5

Games played: 6  
 Minutes/game: 10.0  
 Points/game: 3.5  
 FG Pct: 44.4  
 FT Pct: 55.6

Rebounds/game: 2.5  
 Assists/game: 0.8  
 Turnovers/game: 0.3  
 Assist/turnover ratio: 2.5  
 Steals/game: 0.5

**OLIVER'S CAREER STATISTICS**

Season	gp-gs	min/avg	Total		3-Point		F-Throws		Rebounds				Scoring							
			fg-fga	pct	fg-fga	pct	ft-fta	pct	off	def	tot	avg	pf	fo	ast	to	blk	stl	pts	avg
2017-18	6-0	60/10.0	8-18	.444	0-0	.000	5-9	.556	4	11	15	2.5	3	0	5	2	0	3	21	3.5
<b>TOTAL</b>	6-0	60/10.0	8-18	.444	0-0	.000	5-9	.556	4	11	15	2.5	3	0	5	2	0	3	21	3.5

# 2017-18 BAYLOR WOMEN'S BASKETBALL GAME NOTES



**#2**  
**DIDI**  
**RICHARDS**  
**6-1 | FR | G**

### MAJOR

Broadcasting and Journalism

### CAREER HIGHS

#### Points

10 vs. Coppin State [11/12/17]

#### Rebounds

2 vs. Missouri State [11/23/17];

vs. Coppin State [11/12/17]

#### Assists

3 vs. Coppin State [11/12/17]

#### Blocks

1 vs. Lamar [11/10/17]

#### Steals

2 vs. Coppin State [11/12/17]

#### Field Goals

5 vs. Coppin State [11/12/17]

#### Field Goal Attempts

8 vs. Coppin State [11/12/17]

#### 3-Point Field Goals

na

#### 3-Point Field Goal Attempts

1 vs. Coppin State [11/12/17]

#### Free Throws

3 vs. Missouri State [11/23/17]

#### Free Throw Attempts

4 vs. Missouri State [11/23/17];

vs. Lamar [11/10/17]

#### Minutes Played

20 at #8/7 UCLA [11/18/17];

vs. Lamar [11/10/17]

### MISCELLANEOUS

Double-Figure Points 1

Led Team in Steals 1

### RICHARDS' HIGH SCHOOL NOTABLES

- Has played in all six games for the Lady Bears off the bench.
- Jordan Brand Classic and McDonald's All-American.
- All-time leading scorer, male or female, at Cypress Ranch High School with 2,251 career points.
- 2017 TABC 6A Girls High School Player of the Year and All-State selection.
- Five-star recruit was ranked No. 4 at guard and No. 16 overall in her class, according to ESPN Hoopgurlz.
- Averaged 18.5 points, 8.2 rebounds, 2.3 assists and 2.9 steals per game as a senior.

### RICHARDS' GAME-BY-GAME STATISTICS

Opponent	Date	qs	min	Total		3-Pointers		Free throws		Rebounds				pf	a	t/o	blk	stl	pts	avg	
				fg-fga	pct	3fg-fga	pct	ft-fta	pct	off	def	tot	avg								
LAMAR	11/10/17		20	2-7	.286	0-0	.000	1-4	.250	0	1	1	1.0	2	2	1	1	0	5	5.0	
COPPIN STATE	11/12/17		19	5-8	.625	0-1	.000	0-0	.000	1	1	2	1.5	1	3	2	0	2	10	7.5	
CENTRAL ARKANSAS	11/14/17		15	1-3	.333	0-0	.000	0-2	.000	1	0	1	1.3	1	1	0	0	0	2	5.7	
at #8/7 UCLA	11/18/17		20	1-7	.143	0-0	.000	0-0	.000	0	0	0	1.0	1	2	2	0	0	2	4.8	
vs Missouri State	11/23/17		16	3-3	1.000	0-0	.000	3-4	.750	1	1	2	1.2	3	2	0	0	0	9	5.6	
vs Georgia Tech	11/25/17		4	0-1	.000	0-0	.000	0-0	.000	0	0	0	1.0	0	0	1	0	0	0	4.7	
Totals			0	94	12-29	.414	0-1	.000	4-10	.400	3	3	6	1.0	8	10	6	1	2	28	4.7

Games played: 6

Minutes/game: 15.7

Points/game: 4.7

FG Pct: 41.4

3FG Pct: 0.0

FT Pct: 40.0

Rebounds/game: 1.0

Assists/game: 1.7

Turnovers/game: 1.0

Assist/turnover ratio: 1.7

Steals/game: 0.3

Blocks/game: 0.2

### RICHARDS' CAREER STATISTICS

Season	gp-gs	min/avg	Total		3-Point		F-Throws		Rebounds				Scoring							
			fg-fga	pct	fg-fga	pct	ft-fta	pct	off	def	tot	avg	pf	fo	ast	to	blk	stl	pts	avg
2017-18	6-0	94/15.7	12-29	.414	0-1	.000	4-10	.400	3	3	6	1.0	8	0	10	6	1	2	28	4.7
TOTAL	6-0	94/15.7	12-29	.414	0-1	.000	4-10	.400	3	3	6	1.0	8	0	10	6	1	2	28	4.7

# 2017-18 BAYLOR WOMEN'S BASKETBALL GAME NOTES



**#12**  
**MOON**  
**URSIN**  
**5-7 | FR | G**

**MAJOR**

Physical Therapy

**CAREER HIGHS**

**Points**

8 vs. Lamar [11/10/17]

**Rebounds**

3 vs. Coppin State [11/12/17]

**Assists**

2 vs. Coppin State [11/12/17]

**Blocks**

na

**Steals**

1 vs. Missouri State [11/23/17];

vs. Coppin State [11/12/17]

**Field Goals**

3 vs. Lamar [11/10/17]

**Field Goal Attempts**

4 vs. Coppin State [11/12/17]

**3-Point Field Goals**

2 vs. Lamar [11/10/17]

**3-Point Field Goal Attempts**

2 vs. Lamar [11/10/17]

**Free Throws**

na

**Free Throw Attempts**

na

**Minutes Played**

15 vs. Coppin State [11/12/17]

**URSIN'S HIGH SCHOOL NOTABLES**

- Has appeared in all six games for the Lady Bears off the bench.
- First player to secure three Gatorade Player of the Year awards (Louisiana).
- Two-time Miss Basketball (Louisiana).
- Three-time District 7-5A MVP and Defensive Player of the Year.
- Led Destrehan High School to a Class 5A State Championship in 2017 with a 35-0 record.
- Four-star recruit was ranked No. 12 at guard and No. 64 overall in her class, according to ESPN Hoopgurlz.
- Averaged 27.6 points, 14.2 rebounds, 7.4 assists, 5.6 steals and 4.1 blocks per game as a senior.
- Recorded seven triple-doubles and one quadruple-double.

**URSIN'S GAME-BY-GAME STATISTICS**

Opponent	Date	gs	min	Total		3-Pointers		Free throws		Rebounds				pf	a	t/o	blk	stl	pts	avg
				fg-fga	pct	3fg-fga	pct	ft-fa	pct	off	def	tot	avg							
LAMAR	11/10/17	7		3-3	1.000	2-2	1.000	0-0	.000	0	1	1	1.0	4	1	0	0	0	8	8.0
COPPIN STATE	11/12/17	15		2-4	.500	0-1	.000	0-0	.000	2	1	3	2.0	2	2	2	0	1	4	6.0
CENTRAL ARKANSAS	11/14/17	3		1-1	1.000	0-0	.000	0-0	.000	0	1	1	1.7	0	0	0	0	0	2	4.7
at #8/7 UCLA	11/18/17	5		0-3	.000	0-1	.000	0-0	.000	0	0	0	1.3	1	0	1	0	1	0	3.5
vs Missouri State	11/23/17	13		1-2	.500	0-1	.000	0-0	.000	0	0	0	1.0	1	0	2	0	1	2	3.2
vs Georgia Tech	11/25/17	1		0-0	.000	0-0	.000	0-0	.000	0	0	0	0.8	0	0	0	0	0	0	2.7
<b>Totals</b>		<b>0</b>	<b>44</b>	<b>7-13</b>	<b>.538</b>	<b>2-5</b>	<b>.400</b>	<b>0-0</b>	<b>.000</b>	<b>2</b>	<b>3</b>	<b>5</b>	<b>0.8</b>	<b>8</b>	<b>3</b>	<b>5</b>	<b>0</b>	<b>3</b>	<b>16</b>	<b>2.7</b>

Games played: 6  
 Minutes/game: 7.3  
 Points/game: 2.7  
 FG Pct: 53.8  
 3FG Pct: 40.0

Rebounds/game: 0.8  
 Assists/game: 0.5  
 Turnovers/game: 0.8  
 Assist/turnover ratio: 0.6  
 Steals/game: 0.5

**URSIN'S CAREER STATISTICS**

Season	gp-gs	min/avg	Total		3-Point		F-Throws		Rebounds				pf	fo	ast	to	blk	stl	Scoring	
			fg-fga	pct	fg-fga	pct	ft-fa	pct	off	def	tot	avg							pts	avg
2017-18	6-0	44/7.3	7-13	.538	2-5	.400	0-0	.000	2	3	5	0.8	8	0	3	5	0	3	16	2.7
<b>TOTAL</b>	<b>6-0</b>	<b>44/7.3</b>	<b>7-13</b>	<b>.538</b>	<b>2-5</b>	<b>.400</b>	<b>0-0</b>	<b>.000</b>	<b>2</b>	<b>3</b>	<b>5</b>	<b>0.8</b>	<b>8</b>	<b>0</b>	<b>3</b>	<b>5</b>	<b>0</b>	<b>3</b>	<b>16</b>	<b>2.7</b>

# 2017-18 BAYLOR WOMEN'S BASKETBALL GAME NOTES

## GAME 1 - LAMAR

Official Basketball Box Score -- Game Totals -- Final Statistics  
Lamar vs Baylor  
11/10/17 7 p.m. at Ferrell Center (Waco, Texas)

### Lamar 62 • 0-1

#	Player	FG-FGA	3-Ptr	FT-FTA	Rebounds			PF	TP	A	TO	Blk	Stl	Min
					Off	Def	Tot							
03	Green, Kyla	2-8	0-0	2-4	2	4	6	2	6	0	0	0	0	28
33	Bowers, Kiandra	2-6	0-0	0-1	4	1	5	5	4	0	2	0	2	19
01	Pimentel, Jadyrn	4-15	3-9	1-4	2	1	3	4	12	3	3	0	2	26
05	O'Dell, Baileigh	0-2	0-2	0-0	0	1	1	0	2	0	0	0	0	12
10	Barrs, Chastadie	4-16	2-5	6-8	1	3	4	5	16	6	8	0	1	33
00	Bracy, Lola	1-5	1-3	0-0	1	0	1	2	3	0	0	0	0	6
04	Laidler, Briana	2-2	0-0	0-0	1	1	2	3	4	0	0	0	1	15
11	Alton, McKenzie	1-5	1-5	0-0	0	0	0	3	1	0	0	0	0	9
12	Desamours, Kiara	1-4	0-0	1-5	1	2	3	0	3	1	0	0	0	14
20	Cowart, Rikiah	0-0	0-0	0-0	0	0	0	1	0	0	0	0	0	7
22	Mathis, De'Angela	1-3	0-2	1-1	0	0	0	3	3	2	0	0	0	9
24	Miles, Ashlan	2-9	2-7	2-2	2	1	3	4	8	1	0	0	0	22
	Team				1	0	1							
	<b>Totals</b>	<b>20-75</b>	<b>9-33</b>	<b>13-25</b>	<b>15</b>	<b>14</b>	<b>29</b>	<b>30</b>	<b>62</b>	<b>14</b>	<b>15</b>	<b>0</b>	<b>6</b>	<b>200</b>

1st - FG %:	6-17	35.3%	2nd:	5-17	29.4%	3rd:	6-21	28.6%	4th:	3-20	15.0%	Game:	20-75	26.7%	Deadball	
3FG %:	3-6	50.0%	3FG %:	4-9	44.4%	3FG %:	2-8	25.0%	3FG %:	9-33	27.3%	Rebounds				
FT %:	0-3	0.0%	FT %:	2-6	33.3%	FT %:	6-7	85.7%	FT %:	3-9	33.3%		13-25	52.0%		5, 2

### Baylor 121 • 1-0 (#3/3)

#	Player	FG-FGA	3-Ptr	FT-FTA	Rebounds			PF	TP	A	TO	Blk	Stl	Min
					Off	Def	Tot							
01	Cohen, Dekeiya	7-11	0-0	2-4	3	3	6	4	16	5	1	0	0	17
15	Cox, Lauren	6-9	0-0	2-2	2	5	7	4	14	3	2	2	0	17
21	Brown, Kalani	11-16	0-0	4-5	5	16	21	3	26	2	5	2	0	32
04	Wallace, Kristy	4-7	3-5	4-4	1	6	7	2	15	6	2	0	3	28
24	Chou, Natalie	8-12	2-3	4-4	3	5	8	2	22	6	1	1	2	27
02	Richards, Didi	2-7	0-0	1-4	0	1	1	2	5	2	1	1	0	20
03	Oliver, Trinity	0-1	0-0	0-2	2	4	6	0	4	1	0	0	0	11
11	Morris, Alexis	2-2	0-0	8-10	0	1	1	4	12	4	3	0	0	24
12	Ursin, Moon	3-3	2-2	0-0	0	1	1	4	8	1	0	0	0	7
20	Landrum, Juicy	1-2	1-2	0-0	0	2	2	0	3	2	0	2	0	17
	Team				0	2	2							
	<b>Totals</b>	<b>44-70</b>	<b>8-12</b>	<b>25-35</b>	<b>16</b>	<b>46</b>	<b>62</b>	<b>25</b>	<b>121</b>	<b>32</b>	<b>15</b>	<b>8</b>	<b>5</b>	<b>200</b>

1st - FG %:	12-17	70.6%	2nd:	8-17	47.1%	3rd:	12-17	70.6%	4th:	12-19	63.2%	Game:	44-70	62.9%	Deadball	
3FG %:	3-3	100.0%	3FG %:	1-3	33.3%	3FG %:	1-2	50.0%	3FG %:	3-4	75.0%	Rebounds				
FT %:	12-13	92.3%	FT %:	4-10	40.0%	FT %:	6-9	66.7%	FT %:	3-3	100.0%		25-35	71.4%		4, 1

Officials: Bob Trammell, Brian Garland, Zach Brost  
Attendance: 5410  
Fouled out: Lamar: #10 Barrs 5:26; #33 Bowers 3:37

Score by periods	1st	2nd	3rd	4th	Total
Lamar	15	16	20	11	62
Baylor	39	21	31	30	121

In Paint	12	7	3	0	24
Off T/O	12	7	3	0	24
2nd Chance	68	25	21	10	28
Fast Break					
Bench					

Last FG - LU 4th-01:36, BU 4th-00:30.  
Largest lead - LU by 4 1st-08:04, BU by 59 4th-00:30.  
LU led for 02:38. BU led for 36:21. Game was tied for 00:35.

Score tied - 1 time.  
Lead changed - 4 times.

## GAME 2 - COPPIN STATE

### Coppin State 54 • 0-1

#	Player	FG-FGA	3-Ptr	FT-FTA	Rebounds			PF	TP	A	TO	Blk	Stl	Min
					Off	Def	Tot							
11	Beverly, Candice	0-1	0-0	0-0	0	0	0	4	0	6	3	0	1	40
23	Graham, Chance	8-15	3-4	0-1	4	7	11	4	19	1	3	0	2	40
24	Taylor, Alexis	0-2	0-0	0-0	1	1	2	3	0	2	1	0	0	20
02	Lucas, Genesis	8-29	3-12	6-6	0	2	2	3	25	2	8	0	2	40-
34	Downs, Camille	3-9	1-3	1-2	1	1	2	2	8	0	2	0	0	22
01	Crooms, Mia	0-1	0-1	2-2	1	4	5	2	2	1	2	0	0	17
03	Smith, Maraiyah	0-0	0-0	0-0	0	0	0	0	0	0	0	0	0	1
12	Oloyede, Oluwadamilol	0-2	0-0	0-0	2	0	2	1	0	0	3	0	0	20
	Team				4	0	4							
	<b>Totals</b>	<b>19-59</b>	<b>7-20</b>	<b>9-11</b>	<b>13</b>	<b>15</b>	<b>28</b>	<b>19</b>	<b>54</b>	<b>10</b>	<b>23</b>	<b>1</b>	<b>5</b>	<b>200</b>

1st - FG %:	4-18	22.2%	2nd:	6-16	37.5%	3rd:	6-15	40.0%	4th:	3-10	30.0%	Game:	19-59	32.2%	Deadball	
3FG %:	1-7	14.3%	3FG %:	2-3	33.3%	3FG %:	3-6	50.0%	3FG %:	2-4	50.0%	Rebounds				
FT %:	2-2	100.0%	FT %:	2-2	100.0%	FT %:	2-2	100.0%	FT %:	3-5	60.0%		9-11	81.8%		1

### Baylor 100 • 2-0

#	Player	FG-FGA	3-Ptr	FT-FTA	Rebounds			PF	TP	A	TO	Blk	Stl	Min
					Off	Def	Tot							
01	Cohen, Dekeiya	4-7	0-0	1-4	4	1	5	2	9	0	2	2	0	22
15	Cox, Lauren	6-11	0-0	0-4	4	5	9	0	12	5	2	4	2	27
21	Brown, Kalani	10-11	0-0	4-5	2	10	12	2	24	3	2	4	0	24
04	Wallace, Kristy	2-3	2-3	2-2	0	5	5	3	8	5	0	2	1	19
24	Chou, Natalie	5-11	1-4	1-1	1	2	3	0	12	2	0	2	2	23
02	Richards, Didi	5-8	0-1	0-0	1	1	2	1	10	3	2	0	2	19
03	Oliver, Trinity	1-5	0-0	3-5	0	0	0	1	5	1	0	0	0	25
11	Morris, Alexis	2-3	0-0	0-2	0	0	0	2	4	8	3	0	0	24
12	Ursin, Moon	2-4	0-1	0-0	2	1	3	2	4	2	2	0	1	15
20	Landrum, Juicy	4-4	4-4	0-0	0	1	1	1	12	1	0	0	0	12
	Team				2	2	4							
	<b>Totals</b>	<b>41-67</b>	<b>7-13</b>	<b>11-23</b>	<b>16</b>	<b>28</b>	<b>44</b>	<b>14</b>	<b>100</b>	<b>30</b>	<b>13</b>	<b>10</b>	<b>11</b>	<b>200</b>

1st - FG %:	10-18	55.6%	2nd:	11-18	61.1%	3rd:	14-16	87.5%	4th:	6-15	40.0%	Game:	41-67	61.2%	Deadball	
3FG %:	2-4	50.0%	3FG %:	2-3	66.7%	3FG %:	1-3	33.3%	3FG %:	2-8	25.0%	Rebounds				
FT %:	5-8	62.5%	FT %:	3-4	75.0%	FT %:	1-3	33.3%	FT %:	2-8	25.0%		11-23	47.8%		7

Officials: Metta Roberts, Greg Small, Katie Lukanich  
Technical fouls: Coppin State-None. Baylor-None.  
Attendance: 4939

Score by periods	1st	2nd	3rd	4th	Total
Coppin State	11	15	17	11	54
Baylor	27	27	31	15	100

In Paint	14	8	8	2	35
Off T/O	14	8	8	2	35
2nd Chance	24	19	8	8	59
Fast Break					
Bench					

Last FG - CSUW 4th-03:03, BU 4th-02:03.  
Largest lead - CSUW None, BU by 48 4th-01:33.  
CSUW led for 00:00. BU led for 39:52. Game was tied for 00:08.

Score tied - 0 times.  
Lead changed - 0 times.

## GAME 3 - CENTRAL ARKANSAS

### Central Arkansas 55 • 1-1

#	Player	FG-FGA	3-Ptr	FT-FTA	Rebounds			PF	TP	A	TO	Blk	Stl	Min
					Off	Def	Tot							
23	Baudoin, Taylor	5-12	3-8	0-0	2	7	9	4	13	0	4	0	2	33
20	Jordan, Kierra	3-10	1-4	4-5	3	3	6	5	11	2	0	0	1	25
02	Orr, Kamryn	6-19	2-5	7-7	0	3	3	21	4	0	0	0	0	39
05	Godner, Maddie	1-4	1-4	0-0	0	0	0	0	3	1	1	0	0	24
21	Williams, Angel	1-5	1-3	0-0	0	0	0	2	3	2	3	0	0	24
04	Sells, Taylor	2-3	0-0	0-0	2	1	3	5	4	1	2	0	1	25
10	Bozic, Antonija	0-0	0-0	0-0	0	0	0	0	0	0	0	0	0	5
11	Hicks, Mekaylan	0-4	0-0	0-0	0	2	2	0	0	0	0	0	0	14
13	Low, Savannah	0-0	0-0	0-0	0	0	0	0	0	0	1	0		

# 2017-18 BAYLOR WOMEN'S BASKETBALL GAME NOTES

## GAME 5 - vs. Missouri State (Bahamas)

Missouri State 58 • 1-3

#	Player	Total			3-Ptr			Rebounds			PF	TP	A	TO	Blk	Stl	Min
		FG	FGA	FT	FTA	Off	Def	Tot									
13	Holt,Audrey	f	0-0	0-0	0-0	0	0	0	1	0	0	2	0	0	10		
21	Buckley,Aubrey	f	5-13	2-4	0-0	2	4	6	5	12	1	2	0	0	24		
05	Fruendt,Liza	g	2-8	1-5	2-4	0	0	0	2	7	3	2	0	1	29		
11	Calip,Brice	g	2-4	1-2	0-0	1	1	2	0	5	1	4	0	0	23		
22	Willard,Alexa	g	3-12	3-5	4-4	0	0	0	1	13	1	1	0	1	23		
02	Ruffridge,Elle	g	1-8	1-3	0-0	3	3	6	2	3	2	1	0	1	18		
03	Polowy, Lee Ann	g	3-4	3-4	0-0	0	1	1	3	9	1	3	0	2	25		
04	Hipp,Abby	g	3-5	0-0	1-2	1	2	3	3	7	0	1	0	0	15		
12	Schultz,Sydney	g	0-2	0-0	0-0	0	2	2	1	0	1	0	0	0	15		
30	Ealy,Shameka	g	0-3	0-3	0-0	2	1	3	3	0	0	1	0	0	8		
50	Gartner,Emily	g	1-5	0-1	0-0	0	2	2	3	2	1	1	0	0	10		
	Team					7	1	8									
	Totals		20-64	11-27	7-10	16	17	33	24	58	11	18	0	5	200		

1st - FG %: 4-11 30.8% 2nd: 5-15 33.3% 3rd: 6-18 33.3% 4th: 5-18 27.8% Game: 20-64 31.3% Deadball Rebounds 2  
 3FG %: 2-7 28.6% FT %: 3-4 75.0%

Baylor 100 • 4-1 #8/9

#	Player	Total			3-Ptr			Rebounds			PF	TP	A	TO	Blk	Stl	Min
		FG	FGA	FT	FTA	Off	Def	Tot									
01	Cohen, Dekelya	f	5-7	0-0	0-2	2	8	10	1	10	2	1	1	1	27		
15	Cox, Lauren	f	7-11	1-1	3-3	2	8	10	2	18	3	2	7	3	25		
21	Brown, Kalani	c	8-11	0-0	4-5	0	0	0	1	20	3	2	1	0	25		
04	Wallace, Kristy	g	1-5	0-2	0-0	1	1	2	1	2	6	2	0	1	19		
24	Chou, Natalie	g	3-7	3-5	0-0	1	3	4	1	9	4	1	0	0	23		
02	Richards, Didi	g	3-3	0-0	3-4	1	1	2	3	9	2	0	0	0	16		
03	Oliver, Trinity	g	3-6	0-0	1-1	2	2	4	1	7	1	0	0	1	14		
11	Morris, Alexis	g	7-10	1-2	2-2	0	3	3	1	17	4	1	0	1	22		
12	Ursin, Moon	g	1-2	0-1	0-0	0	0	0	1	2	0	2	0	1	13		
20	Landrum, Juicy	g	3-6	0-2	0-1	4	3	7	1	6	2	1	0	1	16		
	Team					0	0	0									
	Totals		41-68	5-13	13-18	13	29	42	13	100	27	12	9	9	200		

1st - FG %: 11-21 52.4% 2nd: 14-22 63.6% 3rd: 5-9 55.6% 4th: 11-16 68.8% Game: 41-68 60.3% Deadball Rebounds 2  
 3FG %: 2-7 28.6% FT %: 3-4 75.0%

Officials: Bruce Morris, Karen Preato, Catherine Lucanich  
 Technical fouls: Missouri State-None. Baylor-None.  
 Attendance:  
 2017 Junkanoo Jam Game 01

Score by periods	1st	2nd	3rd	4th	Total
Missouri State	13	12	17	16	58
Baylor	27	31	18	24	100

Last FG - MSU 4th-01:56, BU 4th-01:15.  
 Largest lead - MSU None, BU by 43 4th-02:07.  
 MSU led for 00:00. BU led for 39:43. Game was tied for 00:17.

Points	In	Off	2nd	Fast	Bench
MSU	Paint	T/O	Chance	Break	
BU	62	28	18	8	41

Score tied - 0 times.  
 Lead changed - 0 times.

## GAME 6 - vs. Georgia Tech (Bahamas)

Baylor 80 • 5-1

#	Player	Total			3-Ptr			Rebounds			PF	TP	A	TO	Blk	Stl	Min
		FG	FGA	FT	FTA	Off	Def	Tot									
01	Cohen, Dekeiya	f	2-5	0-0	2-4	2	1	3	3	6	2	3	1	0	32		
15	Cox, Lauren	f	10-24	0-1	2-2	2	14	16	4	22	4	3	3	1	38		
21	Brown, Kalani	c	10-12	0-0	3-5	3	7	10	3	23	0	1	0	0	29		
04	Wallace, Kristy	g	4-7	0-2	4-4	0	7	7	4	12	5	4	0	4	31		
24	Chou, Natalie	g	1-4	1-2	0-0	1	2	3	3	3	2	1	0	0	25		
02	Richards, Didi	g	0-1	0-0	0-0	0	0	0	0	0	0	1	0	0	4		
03	Oliver, Trinity	g	0-0	0-0	0-0	0	1	1	1	0	0	2	0	0	3		
11	Morris, Alexis	g	3-7	1-1	4-4	0	2	2	4	11	2	4	0	0	24		
12	Ursin, Moon	g	0-0	0-0	0-0	0	0	0	0	0	0	0	0	0	1		
20	Landrum, Juicy	g	1-3	1-2	0-0	1	3	4	2	3	2	0	0	0	13		
	Team					1	1	2									
	Totals		31-63	3-8	15-19	10	38	48	24	80	17	19	4	5	200		

1st - FG %: 6-14 42.9% 2nd: 6-15 40.0% 3rd: 12-21 57.1% 4th: 7-13 53.8% Game: 31-63 49.2% Deadball Rebounds 2  
 3FG %: 0-0 0.0% FT %: 6-7 85.7%

Georgia Tech 57 • 6-1

#	Player	Total			3-Ptr			Rebounds			PF	TP	A	TO	Blk	Stl	Min
		FG	FGA	FT	FTA	Off	Def	Tot									
11	Elo Edeferioka	f	4-7	0-0	4-5	1	3	4	4	12	2	2	0	1	30		
13	Lorela Cubaj	f	2-7	1-1	1-2	1	6	7	4	6	0	3	1	2	22		
24	Chanin Scott	g	0-0	0-0	0-0	0	0	0	2	0	0	0	0	0	10		
33	Francesca Pan	g	1-11	1-3	3-4	0	0	0	3	6	2	0	0	0	28		
41	Kierra Fletcher	g	2-5	0-0	3-5	2	2	4	1	7	0	2	0	2	20		
00	Imani Tilford	g	5-10	0-1	3-8	0	3	3	1	13	3	2	0	3	31		
01	Kaylan Pugh	g	2-7	0-2	0-2	4	2	6	2	4	0	1	0	0	24		
12	Breanna Brown	g	1-2	0-0	0-0	0	4	4	2	2	0	2	0	0	10		
21	Zaire O'Neil	g	3-12	0-0	1-3	2	1	3	3	7	0	0	1	0	18		
55	Antonia Peresson	g	0-2	0-2	0-0	0	0	0	0	0	0	0	0	0	7		
	Team					5	2	7									
	Totals		20-63	2-9	15-29	15	23	38	22	57	7	12	2	8	200		

1st - FG %: 3-23 13.0% 2nd: 7-14 50.0% 3rd: 5-9 55.6% 4th: 5-17 29.4% Game: 20-63 31.7% Deadball Rebounds 4,1  
 3FG %: 1-3 33.3% FT %: 1-3 33.3%

Officials: Bruce Morris (R), Karen Preato (U1), Tom Danaher (U2)  
 Technical fouls: Baylor-None. Georgia Tech-None.  
 Attendance:  
 2017 Junkanoo Jam - Junkanoo Division Bracket Championship

Score by periods	1st	2nd	3rd	4th	Total
Baylor	18	17	26	19	80
Georgia Tech	8	17	18	14	57

Last FG - BU 4th-00:34, GT 4th-00:16.  
 Largest lead - BU by 25 4th-01:48, GT by 1 1st-09:14.  
 BU led for 37:56. GT led for 01:33. Game was tied for 00:31.

Points	In	Off	2nd	Fast	Bench
BU	Paint	T/O	Chance	Break	
GT	32	19	12	2	14

Score tied - 0 times.  
 Lead changed - 2 times.

**Baylor Lady Bears**  
**Baylor Combined Team Statistics (as of Nov 29, 2017)**  
**All games**

RECORD:	OVERALL	HOME	AWAY	NEUTRAL
ALL GAMES	5-1	3-0	0-1	2-0
CONFERENCE	0-0	0-0	0-0	0-0
NON-CONFERENCE	5-1	3-0	0-1	2-0

##	Player	gp-gs	min	avg	Total		3-Point		F-Throw		Rebounds				pf	dq	a	to	blk	stl	pts	avg		
					fg-fga	fg%	3fg-fga	3fg%	ft-fta	ft%	off	def	tot	avg										
21	Brown, Kalani	6-6	178	29.7	59-77	.766	0-0	.000	27-34	.794	17	45	62	10.3	14	0	17	11	3	3	145	24.2		
15	Cox, Lauren	5-5	140	28.0	38-69	.551	1-3	.333	10-16	.625	12	40	52	10.4	13	0	19	10	18	7	87	17.4		
01	Cohen, Dekeiya	6-6	163	27.2	25-46	.543	0-0	.000	10-21	.476	21	25	46	7.7	18	1	15	13	6	1	60	10.0		
11	Morris, Alexis	6-1	135	22.5	18-36	.500	3-6	.500	20-26	.769	1	10	11	1.8	14	0	22	14	0	1	59	9.8		
24	Chou, Natalie	6-6	153	25.5	21-49	.429	10-22	.455	7-7	1.000	6	19	25	4.2	8	0	18	8	3	10	59	9.8		
04	Wallace, Kristy	6-6	153	25.5	16-33	.485	6-14	.429	10-10	1.000	3	21	24	4.0	16	0	29	13	3	9	48	8.0		
20	Landrum, Juicy	6-0	80	13.3	12-20	.600	8-13	.615	0-1	.000	5	13	18	3.0	5	0	9	1	2	1	32	5.3		
02	Richards, Didi	6-0	94	15.7	12-29	.414	0-1	.000	4-10	.400	3	3	6	1.0	8	0	10	6	1	2	28	4.7		
03	Oliver, Trinity	6-0	60	10.0	8-18	.444	0-0	.000	5-9	.556	4	11	15	2.5	3	0	5	2	0	3	21	3.5		
12	Ursin, Moon	6-0	44	7.3	7-13	.538	2-5	.400	0-0	.000	2	3	5	0.8	8	0	3	5	0	3	16	2.7		
Team											10	8	18											
Total.....		6	1200		216-390	.554	30-64	.469	93-134	.694	84	198	282	47.0	107	1	147	83	36	40	555	92.5		
Opponents.....		6	1200		127-382	.332	44-134	.328	70-107	.654	77	105	182	30.3	134	-	73	89	11	36	368	61.3		

TEAM STATISTICS	BU	OPP	Date	Opponent	Score	Att.
SCORING	555	368	11/10/17	LAMAR	w 121-62	5410
Points per game	92.5	61.3	11/12/17	COPPIN STATE	w 100-54	4939
Scoring margin	+31.2	-	11/14/17	CENTRAL ARKANSAS	w 86-55	4877
FIELD GOALS-ATT	216-390	127-382	11/18/17	at #8/7 UCLA	L 68-82	3912
Field goal pct	.554	.332	11/23/17	vs Missouri State	w 100-58	300
3 POINT FG-ATT	30-64	44-134	11/25/17	vs Georgia Tech	w 80-57	300
3-point FG pct	.469	.328	* - Conference game			
3-pt FG made per game	5.0	7.3				
FREE THROWS-ATT	93-134	70-107				
Free throw pct	.694	.654				
F-Throws made per game	15.5	11.7				
REBOUNDS	282	182				
Rebounds per game	47.0	30.3				
Rebounding margin	+16.7	-				
ASSISTS	147	73				
Assists per game	24.5	12.2				
TURNOVERS	83	89				
Turnovers per game	13.8	14.8				
Turnover margin	+1.0	-				
Assist/turnover ratio	1.8	0.8				
STEALS	40	36				
Steals per game	6.7	6.0				
BLOCKS	36	11				
Blocks per game	6.0	1.8				
ATTENDANCE	15226	4512				
Home games-Avg/Game	3-5075	1-3912				
Neutral site-Avg/Game	-	2-300				

Score by Periods	1st	2nd	3rd	4th	Totals
Baylor	143	136	144	132	555
Opponents	82	90	112	84	368

Baylor Lady Bears  
 Baylor Team Game-by-Game (as of Nov 29, 2017)  
 All games

TEAM STATISTICS

Opponent	Date	Score		Total		3-Pointers		Free throws		Rebounds				pf	a	t/o	blk	stl	pts	avg
				fg-fga	pct	3fg-fga	pct	ft-fta	pct	off	def	tot	avg							
LAMAR	11/10/17	121-62	W	44-70	.629	8-12	.667	25-35	.714	16	46	62	62.0	25	32	15	8	5	121	121.0
COPPIN STATE	11/12/17	100-54	W	41-67	.612	7-13	.538	11-23	.478	16	28	44	53.0	14	30	13	10	11	100	110.5
CENTRAL ARKANSAS	11/14/17	86-55	W	32-55	.582	5-9	.556	17-22	.773	8	33	41	49.0	13	25	7	4	6	86	102.3
at #8/7 UCLA	11/18/17	68-82	L	27-67	.403	2-9	.222	12-17	.706	21	24	45	48.0	18	16	17	1	4	68	93.8
vs Missouri State	11/23/17	100-58	W	41-68	.603	5-13	.385	13-18	.722	13	29	42	46.8	13	27	12	9	9	100	95.0
vs Georgia Tech	11/25/17	80-57	W	31-63	.492	3-8	.375	15-19	.789	10	38	48	47.0	24	17	19	4	5	80	92.5
Baylor		555		216-390	.554	30-64	.469	93-134	.694	84	198	282	47.0	107	147	83	36	40	555	92.5
Opponents		368		127-382	.332	44-134	.328	70-107	.654	77	105	182	30.3	134	73	89	11	36	368	61.3

Games played: 6  
 Points/game: 92.5  
 FG Pct: 55.4  
 3FG Pct: 46.9  
 FT Pct: 69.4

Rebounds/game: 47.0  
 Assists/game: 24.5  
 Turnovers/game: 13.8  
 Assist/turnover ratio: 1.8  
 Steals/game: 6.7  
 Blocks/game: 6.0

Baylor Lady Bears  
 Baylor Opponent Game-by-Game (as of Nov 29, 2017)  
 All games

OPPONENT STATISTICS

Opponent	Date	Score		Total		3-Pointers		Free throws		Rebounds				pf	a	t/o	blk	stl	pts	avg
				fg-fga	pct	3fg-fga	pct	ft-fta	pct	off	def	tot	avg							
LAMAR	11/10/17	121-62	W	20-75	.267	9-33	.273	13-25	.520	15	14	29	29.0	30	14	15	0	6	62	62.0
COPPIN STATE	11/12/17	100-54	W	19-59	.322	7-20	.350	9-11	.818	13	15	28	28.5	19	10	23	1	5	54	58.0
CENTRAL ARKANSAS	11/14/17	86-55	W	18-57	.316	8-24	.333	11-12	.917	7	16	23	26.7	22	10	11	0	4	55	57.0
at #8/7 UCLA	11/18/17	68-82	L	30-64	.469	7-21	.333	15-20	.750	11	20	31	27.8	17	21	10	8	8	82	63.2
vs Missouri State	11/23/17	100-58	W	20-64	.313	11-27	.407	7-10	.700	16	17	33	28.8	24	11	18	0	5	58	62.2
vs Georgia Tech	11/25/17	80-57	W	20-63	.317	2-9	.222	15-29	.517	15	23	38	30.3	22	7	12	2	8	57	61.3
Opponents		368		127-382	.332	44-134	.328	70-107	.654	77	105	182	30.3	134	73	89	11	36	368	61.3
Baylor		555		216-390	.554	30-64	.469	93-134	.694	84	198	282	47.0	107	147	83	36	40	555	92.5

Games played: 6  
 Points/game: 61.3  
 FG Pct: 33.2  
 3FG Pct: 32.8  
 FT Pct: 65.4

Rebounds/game: 30.3  
 Assists/game: 12.2  
 Turnovers/game: 14.8  
 Assist/turnover ratio: 0.8  
 Steals/game: 6.0  
 Blocks/game: 1.8



# NCAA Statistics

## Baylor - 2017-18 Women's Basketball Ranking Summary thru games 11/28/2017

Statistic	National Rank	Conference Rank	Value	National Leader	Value	Conference Leader	Value
Assist Turnover Ratio (345 ranked)	1	1	1.77	Baylor	1.77	Baylor	1.77
Assists (344 ranked)	6	1	147	Iowa	171	Baylor	147
Assists Per Game (345 ranked)	1	1	24.5	Baylor	24.5	Baylor	24.5
Blocked Shots (343 ranked)	20	3	36	William & Mary	55	TCU	40
Blocked Shots Per Game (345 ranked)	19	4	6.0	Norfolk St.	9.2	TCU	6.7
Defensive Rebounds per Game (28 ranked)	6	1	33	Iowa	35	Baylor	33
Fewest Fouls (344 ranked)	195	10	107	Dartmouth	43	Texas Tech	64
Fewest Turnovers (345 ranked)	102	6	83	Southern U.	36	Oklahoma St.	67
Field-Goal Percentage (345 ranked)	1	1	55.4	Baylor	55.4	Baylor	55.4
Field-Goal Percentage Defense (345 ranked)	20	2	33.2	Green Bay	30.5	Kansas	31.8
Free Throw Attempts (345 ranked)	47	2	134	New Mexico	180	Oklahoma	158
Free Throws Made (344 ranked)	56	2	93	Ohio St.	131	Oklahoma	114
Free-Throw Percentage (345 ranked)	162	3	69.4	Mercer	83.6	TCU	78.4
Offensive Rebounds per Game (28 ranked)				Troy	25	Texas	18
Personal Fouls Per Game (345 ranked)	160	9	17.8	Dartmouth	10.8	Texas Tech	12.8
Rebound Margin (345 ranked)	8	2	16.7	Florida St.	21.7	West Virginia	17.2
Rebounds (344 ranked)	39	1	282	Ohio St.	378	Baylor	282
Rebounds Per Game (345 ranked)	18	1	47.00	Morehead St.	52.71	Baylor	47.00
Scoring Defense (345 ranked)	104	6	61.3	Green Bay	43.8	Kansas	54.8
Scoring Margin (345 ranked)	5	3	31.2	Florida St.	38.2	Texas	37.0
Scoring Offense (345 ranked)	4	2	92.5	Texas	96.4	Texas	96.4
Steals (343 ranked)	226	7	40	Lamar University	128	Oklahoma St.	73
Steals Per Game (345 ranked)	264	9	6.7	Lamar University	18.3	Oklahoma St.	12.2
Three Pt FG Defense (345 ranked)	233	6	32.8	Bradley	19.0	Oklahoma St.	22.9
Three-Point Field Goals Attempted (147 ranked)				DePaul	263	Oklahoma St.	137
Three-Point Field Goals Made (343 ranked)	230	9	30	FGCU DePaul	94 94	Oklahoma St.	45
Three-Point Field Goals Per Game (345 ranked)	249	10	5.0	DePaul	13.4	Kansas	7.8
Three-Point Field-Goal Percentage (345 ranked)	4	1	46.9	Saint Joseph's	56.7	Baylor	46.9
Turnover Margin (345 ranked)	146	6	1.00	Ohio	17.20	Oklahoma St.	10.00
Turnovers Forced (345 ranked)	250	7	14.83	Jackson St.	31.20	Texas	22.80
Turnovers Per Game (345 ranked)	54	3	13.8	Villanova	9.2	Oklahoma St.	11.2
Won-Lost Percentage (331 ranked)	39	4	83.3	27 teams tied	100.0	West Virginia Kansas Texas	100.0 100.0 100.0

Statistic	Player	National	Conference	Value	National Leader	Value	Conference	Value
		Rank	Rank				Leader	
Assist Turnover Ratio (250 ranked)	Natalie Chou	101	7	2.25	Morgan William, Mississippi St.	9.25	Loryn Goodwin, Oklahoma St.	3.20
	Kristy Wallace	106	8	2.23				
	Lauren Cox	147	10	1.90				
	Alexis Morris	217	14	1.57				
Assists (145 ranked)	Kristy Wallace	90	5	29	Tiana Mangakahia, Syracuse	71	Kayla Goth, Kansas St.	39
Assists Per Game (241 ranked)	Kristy Wallace	98	6	4.8	Tiana Mangakahia, Syracuse	11.8	Recee' Caldwell, Texas Tech	7.2
	Lauren Cox	214	11	3.8				
	Alexis Morris	234	13	3.7				
Blocked Shots (144 ranked)	Lauren Cox	11	2	18	Abby Rendle, William & Mary	34	Jordan Moore, TCU	21
Blocked Shots Per Game (242 ranked)	Lauren Cox	5	1	3.60	Abby Rendle, William & Mary	5.67	Lauren Cox, Baylor	3.60
Defensive Rebounds per Game (30 ranked)	Lauren Cox	16	1	8	G'mrice Davis, Fordham	12	Lauren Cox, Baylor	8
Double Doubles (25 ranked)	Kalani Brown	10	1	4	Natalie Butler, George Mason Megan Gustafson, Iowa	7	Kalani Brown, Baylor	4
	Lauren Cox	25	2	3		7		
Field Goal Attempts (150 ranked)					Nicole Cardano-Hillary, George Mason	144	Loryn Goodwin, Oklahoma St.	94
Field Goals Made (145 ranked)	Kalani Brown	4	1	59	Kelsey Mitchell, Ohio St.	68	Kalani Brown, Baylor	59
	Lauren Cox	113	6	38				
Field-Goal Percentage (249 ranked)	Kalani Brown	1	1	76.6	Kalani Brown, Baylor	76.6	Kalani Brown, Baylor	76.6
	Lauren Cox	78	12	55.1				
Final Points (197 ranked)	Kalani Brown	8	1	145	Kelsey Mitchell, Ohio St.	222	Kalani Brown, Baylor	145
Free Throw Attempts (135 ranked)	Kalani Brown	86	5	34	A'Ja Wilson, South Carolina	72	Maddie Manning, Oklahoma	44
Free Throws Made (141 ranked)	Kalani Brown	67	4	27	A'Ja Wilson, South Carolina	54	Maddie Manning, Oklahoma	34
Free-Throw Percentage (245 ranked)	Kalani Brown	200	5	79.4	7 players tied	100.0	Amy Okonkwo, TCU	95.0
	Alexis Morris	238	8	76.9				
Minutes Played (147 ranked)					Kelsey Mitchell, Ohio St.	293:00	Gabbi Ortiz, Oklahoma	223:00
Minutes Played Per Game (150 ranked)					Genesis Lucas, Coppin St.	39.67	Gabbi Ortiz, Oklahoma	37.17
Offensive Rebounds per Game (30 ranked)					Tierra McGOWAN, Morehead St.	8		
Points Per Game (250 ranked)	Kalani Brown	3	1	24.2	Kelsey Mitchell, Ohio St.	27.8	Kalani Brown, Baylor	24.2
	Lauren Cox	108	7	17.4				
Rebounds (150 ranked)	Kalani Brown	43	1	62	Natalie Butler, George Mason	107	Kalani Brown, Baylor	62
	Lauren Cox	125	5	52				
Rebounds Per Game (240 ranked)	Lauren Cox	44	1	10.4	G'mrice Davis, Fordham	14.5	Lauren Cox, Baylor	10.4
	Kalani Brown	46	2	10.3				
	Dekeiya Cohen	221	10	7.7				
Steals (147 ranked)					Chastadie Barrs, Lamar University	45	Loryn Goodwin, Oklahoma St.	27
Steals Per Game (196 ranked)					Chastadie Barrs, Lamar University	6.43	Loryn Goodwin, Oklahoma St.	4.50
Three-Point Field Goals Attempted (148 ranked)					Kelsey Mitchell, Ohio St.	77	Rachel Ranke, Kansas St.	56
Three-Point Field Goals Made (141 ranked)					Kelsey Mitchell, Ohio St.	36	Kylee Kopatich, Kansas	21
Three-Point Field Goals Per Game (215 ranked)					Presley Hudson, Central Mich.	4.60	Kylee Kopatich, Kansas	4.20
Three-Point Field-Goal Percentage (250 ranked)					Sarah Veilleux, Saint Joseph's	63.2	Emily Durr, Iowa St.	62.5
Triple Doubles (3 ranked)					Chastadie Barrs, Lamar University Sabrina Ionescu, Oregon	2 2		