



# UCLA MEN'S BASKETBALL

UCLA Athletic Communications / J.D. Morgan Center / 325 Westwood Plaza / Los Angeles, CA 90095  
Men's Basketball Contact: Alex Timiraos / atimiraos@athletics.ucla.edu / o: (310) 206-0524 / c: (310) 847-9231

## UCLA'S LEADING SCORERS

No.	Player	GP	GS	MPG	RPG	APG	PPG
3	Aaron Holiday	11	11	36.0	3.5	5.4	17.4
40	Thomas Welsh	11	11	32.4	10.6	1.8	13.2
4	Jaylen Hands	10	5	26.1	4.5	2.8	12.0
13	Kris Wilkes	11	11	26.9	5.9	1.3	11.6
23	Prince Ali	11	6	24.0	2.5	1.8	10.1

## 2017-18 SCHEDULE

### Exhibition Game

Nov. 1	Cal State L.A.	P12N	W	111-80
--------	----------------	------	---	--------

### November

Sat. 11	Georgia Tech <sup>1</sup>	ESPN	W	63-60
Wed. 15	Central Arkansas <sup>2</sup>	P12N	(OT) W	106-101
Fri. 17	South Carolina State <sup>2</sup>	P12N	W	96-68
Mon. 20	vs. Creighton <sup>3</sup>	ESPNU	L	89-100
Tue. 21	vs. Wisconsin <sup>3</sup>	ESPN3	W	72-70
Sun. 26	UC Irvine	P12N	W	87-63
Wed. 29	CSU Bakersfield	P12N	W	75-66

### December

Sun. 3	Detroit Mercy	P12N	W	106-73
Wed. 6	Montana	P12N	<i>Canceled (wildfires)</i>	
Sat. 9	at Michigan	CBS	(OT) L	69-78
Sat. 16	(25) Cincinnati	CBS	L	63-77
Tue. 19	South Dakota	P12N	W	85-82
Sat. 23	vs. (7) Kentucky <sup>4</sup>	CBS	3 p.m. (CT)	
Thu. 29	Washington State*	ESPN2		8 p.m.
Sat. 31	Washington*	P12N		5 p.m.

### January

Thu. 4	at Stanford*	FS1		7 p.m.
Sat. 6	at California*	P12N		3:30 p.m.
Thu. 11	Utah*	ESPN/2		8 p.m.
Sat. 13	Colorado*	P12N		7:30 p.m.
Thu. 18	at Oregon State*	FS1		8 p.m.
Sat. 20	at Oregon*	ESPN		7 p.m.
Thu. 25	California*	FS1		7:30 p.m.
Sat. 27	Stanford*	P12N		7:30 p.m.

### February

Sat. 3	USC*	ESPN/2	3 or 5:15 p.m.	
Thu. 8	at (19) Arizona*	ESPN	8 p.m. (MT)	
Sat. 10	at (4) Arizona State*	P12N	5 p.m. (MT)	
Thu. 15	Oregon State*	FS1	8 p.m.	
Sat. 17	Oregon*	ESPN/2	7:15 p.m.	
Thu. 22	at Utah*	ESPN/2	7 p.m. (MT)	
Sun. 25	at Colorado*	ESPNU	2 p.m. (MT)	

### March

Sat. 3	at USC*	ESPN	7:15 p.m.	
7-10	Pac-12 Tournament <sup>5</sup>	P12N/FS1		TBD

\*Pac-12 Conference games  
ranking in parenthesis indicate the preseason USA Today poll

- Pac-12 China Game (in Shanghai)  
This game took place Saturday, Nov. 11, in Shanghai. Adjusted for the time difference, that was on Friday evening in Los Angeles.
- Hall of Fame Classic (games in Pauley Pavilion)
- Hall of Fame Classic (at Sprint Center, Kansas City, Mo.)
- CBS Sports Classic (at Smoothie King Center, New Orleans, La.)
- Pac-12 Tournament (at T-Mobile Arena, Las Vegas)

## UCLA ON SOCIAL MEDIA

**Men's Basketball Twitter:** @UCLAMB  
**Men's Basketball Instagram:** @UCLAMB  
**Men's Basketball Snapchat:** UCLAMB  
**Men's Basketball Facebook:** /UCLAMensBasketball  
**UCLA Athletics Twitter:** @UCLAathletics  
**UCLA Athletics Instagram:** @UCLAathletics  
**UCLA Athletics Facebook:** /UCLAathletics

#GoBruins

## UCLA Bruins (8-3) vs. No. 7/6 Kentucky Wildcats (9-1)

Saturday, Dec. 23, 2017 – 1 p.m. PT (3 p.m. CT)

CBS Sports Classic – New Orleans, La. (Smoothie King Center)

### GAME INFORMATION

<b>Venue:</b>	Smoothie King Center (17,791)
<b>Game Time:</b>	1 p.m. PT (3 p.m. CT)
<b>Television:</b>	CBS
<b>TV Talent:</b>	Brad Nessler (play-by-play), Bill Raftery (analyst), Allie LaForce (sideline)
<b>Radio (UCLA Sports Network from IMG):</b>	AM 570
<b>Radio Talent:</b>	Josh Lewin (play-by-play), Tracy Murray (analyst)
<b>SIRIUS/XM Radio Channels:</b>	Ch. 81 / Ch. 81
<b>SIRIUS App Channel:</b>	Ch. 81



vs.



8-3

9-1

All-Time Series: Kentucky leads, 8-6

This Saturday's game will mark the fifth contest between UCLA and Kentucky over the last four seasons.

### UCLA VERSUS KENTUCKY

The Bruins will face Kentucky on Saturday for the fifth time in four seasons (2-2 in last four meetings). Kentucky defeated UCLA in the first-ever CBS Sports Classic, 83-44, in Chicago on Dec. 20, 2014. The two schools played at each other's home venues in Dec. 3, 2015 (Pauley Pavilion) and Dec. 3, 2016 (Rupp Arena), with UCLA winning both games. In those three meetings, Kentucky entered the game with the nation's No. 1 ranking and an undefeated record. The Wildcats ended UCLA's season in 2016-17, handing the Bruins an 86-75 loss in the Sweet 16 (March 24, 2017, in Memphis, Tenn.).

**NEW ORLEANS HISTORY:** UCLA head coach Steve Alford helped lead Indiana to the 1987 NCAA Championship with a 74-73 win over Syracuse at the Louisiana Superdome in New Orleans (March 30, 1987). Alford totaled a team-leading 23 points on 8-of-15 shooting to help the Hoosiers secure their fifth NCAA Championship in program history.

### BRUINS IMPROVE TO 8-3

Thomas Welsh registered 19 points and 11 rebounds in UCLA's 85-82 win over South Dakota on Tuesday night in Pauley Pavilion. UCLA pushed its second half lead to 24 points (78-54) with 5:01 to play, before the visiting Coyotes (pronounced ki-YOTES) used a 28-6 run to trim the Bruins' advantage to 84-82 with 2.3 seconds to play. Leading 85-82, Welsh tipped South Dakota's inbounds pass with 1.5 seconds remaining and the Coyotes were unable to attempt a last-second shot. UCLA, which had five players score in double figures, trailed South Dakota at halftime by a 36-33 margin.

### LAST SATURDAY

UCLA dropped a 77-63 decision to No. 25 Cincinnati in Pauley Pavilion on Saturday, Dec. 16. The Bruins' loss came one week after UCLA fell at Michigan in overtime, 78-69, on Saturday, Dec. 9. That marked just the second time in the last two seasons in which the Bruins have dropped back-to-back contests (last season, UCLA lost to Arizona and at USC on Jan. 21 and Jan. 25 before winning its next 10 consecutive games). In the loss to Cincinnati last Saturday, Aaron Holiday scored a team-high 17 points, Jaylen Hands added 14 points and Kris Wilkes finished with 12 points.

**BACK-AND-FORTH:** Cincinnati's win helped the Bearcats secure a 3-2 record in the all-time series against UCLA. The Bruins had won the most recent meeting, a 79-67 decision on March 19, 2017, in the second round of the 2017 NCAA Tournament (in Sacramento, Calif.). UCLA will play at Cincinnati, in the Bearcats' newly-renovated Fifth Third Arena, on Dec. 19, 2018, in the return game of the two-year home-and-home series.

### NEARING 1,000

Senior center Thomas Welsh and junior guard Aaron Holiday are nearing the 1,000-career-point plateau. Welsh will enter Saturday's game in New Orleans having totaled 976 career points (needing 24 more to reach 1,000 points). Holiday has totaled 963 points and stands 37 points shy of tying the 1,000-point mark. UCLA's program has 54 former players who have scored at least 1,000 career points while wearing the Bruins' uniform. Early last season, Isaac Hamilton became the 54th Bruin to have reached the illustrious 1,000 career-point plateau (vs. Portland on Nov. 24 in Fullerton, Calif.).

**LEADERSHIP ROLES:** Both Thomas Welsh and Aaron Holiday have emerged as the Bruins' two most veteran and essential leaders of this season's team. Through games played Dec. 19, Welsh ranked second in the Pac-12 in rebounding (10.6 rpg), while Holiday was second among Pac-12 players in assists per game (5.4).

**MAKING THEIR MARK:** Aaron Holiday (963 career points, 344 career assists) is close to becoming the 13th UCLA player on record to have recorded at least 1,000 points and 300 assists in his UCLA career. Thomas Welsh (976 career points, 794 career rebounds) is on pace to become UCLA's 12th player with at least 1,000 points and 800 rebounds. The most recent UCLA player to reach the 1,000-point/800-rebound benchmark was Dan Gadzuric in 2001-02.

### YOUTH MOVEMENT

Five of the Bruins' eight primary rotation players did not see action on the court for UCLA last season. Prince Ali and Alex Olesinski (redshirt sophomores) played as true freshmen in 2015-16 but took redshirt years in 2016-17. True freshmen Jaylen Hands, Chris Smith and Kris Wilkes have each played vital roles midway through the 2017-18 campaign. Hands will enter the weekend as UCLA's third-leading scorer (12.0 ppg), while Wilkes has registered 11.6 points and 5.9 rebounds per game. Smith scored 10 points on 4-of-5 shooting in Tuesday night's win against South Dakota.

### HE'S OUR PRINCE

Prince Ali enters Saturday's game against Kentucky having averaged 10.1 points per game while shooting 48.7 percent from the field (38-of-78). In addition, the former resident of The Bronx, N.Y., ranked sixth in the Pac-12 in three-point field goal percentage (46.7%) through Tuesday, Dec. 19. Ali spent his four years of high school in Florida, attending The Sagemont School in Weston, Fla., for his final two years. During his junior season at Sagemont, Ali was teammates with then-senior Gyorgy "G.G." Goloman (2013-14). Ali missed last season recovering from a torn meniscus (left knee).

## MEDIA INFORMATION

### UCLA Athletic Communications

J.D. Morgan Center, Suite 128

325 Westwood Plaza, Los Angeles, CA 90095

Men's Basketball Contact	Alex Timiraos
Office Phone	(310) 206-0524
Cell Phone	(310) 847-9231
Fax	(310) 825-8664
E-mail	atimiraos@athletics.ucla.edu
Website	www.uclabruins.com

### Media Availability

Weekly media availability typically takes place Tuesday afternoons, prior to practice (in either the Mo Ostin Basketball Center or Pauley Pavilion). Players are available to the media after Steve Alford speaks. Members of the media are welcome to observe and record the first 15 minutes of practice those days. Media availability is not open to the public.

### Credentials

Admission to the press seating and media room is by credential only. All credential requests should be made through UCLA's credential website at least two days prior to the game. Website address and instructions can be obtained by emailing Alex Timiraos (atimiraos@athletics.ucla.edu). Members of the media covering UCLA should request credentials for road games through Timiraos (via email, or phone at 310-206-0524).

### Credential Pickup

Credentials are available during the week at the Athletic Communications Office. Credentials not claimed prior to game day will be available at Pauley Pavilion's "Will Call" window (Northwest corner of the arena). The media will call window and entrance opens two hours prior to tip-off.

### Media Seating

A press pass enables entrance at Pauley Pavilion's Northwest media gate (across from the intramural field). Press seating is located in the upper level (Section 215) of the arena's south side (opposite team benches). Pauley Pavilion's media workroom is located in the Southeast corner of the building on the event level, adjacent to the Southeast elevator.

### Postgame Procedure

Steve Alford and selected players will be available to the media in Pauley Pavilion's media room following a 10-minute cooling off period after each game. UCLA's locker room is closed to the media. To access the media room during or after the game, follow the stairwell down to the court and proceed to the southeast corner (elevator access available at the arena's southeast corner). The visiting team's head coach will be available following a 10-minute cooling off period outside the visiting locker room (northwest corner, event level).

## QUICK FACTS

### School Information

Founded	1919
Enrollment	44,947
Nickname	Bruins
Colors	Blue and Gold
Home Arena (capacity)	Pauley Pavilion (13,800)
Affiliation	NCAA Division I
Conference	Pac-12
Chancellor	Gene Block
Director of Athletics	Dan Guerrero
Athletic Dept. Phone	(310) 825-8699
Ticket Office Phone	(310) 825-2101

### Men's Basketball History

First Season	1919-20
All-Time Record	1862-830 (.692)
NCAA Tournament Appearances	48
NCAA Final Four Appearances	18
NCAA Championships	11
Regular-Season Conference Titles	31

### Team Information

2016-17 Record	31-5
2016-17 Pac-12 Record (finish)	15-3 (3rd)
2016-17 Home/Road/Neutral	16-1/8-2/7-2
2016-17 Final Ranking (AP)	No. 8
2016-17 Final Ranking (USA Today)	No. 9
Lettermen Returning/Lost	7/6
Starters Returning/Lost	1/4
2017-18 Newcomers	7
Head Coach	Steve Alford (5th year at UCLA)
Coach Alford at UCLA	104-48 (5th season)
Coach Alford Overall	567-283 (27th season)
Associate Head Coach	Duane Broussard (5th year)
Assistant Coach	David Grace (5th year)
Assistant Coach	Tyus Edney (1st year)

## 2017-18 UCLA NUMERICAL ROSTER

No.	Name	Yr.	Pos.	Ht.	Wt.	Hometown (Previous School)
0	Alex Olesinski	R-So.	F	6-10	200	Roswell, N.M. (La Lumiere School [IN])
2	Cody Riley	Fr.	F	6-10	260	Kansas City, Kan. (Sierra Canyon HS [CA])
3	Aaron Holiday	Jr.	G	6-1	185	Chatsworth, Calif. (Campbell Hall HS)
4	Jaylen Hands	Fr.	G	6-3	175	San Diego, Calif. (Foothills Christian HS)
5	Chris Smith	Fr.	G	6-9	200	Chicago, Ill. (Huntington Prep [WV])
10	Isaac Wulff	So.	G	6-3	180	Laguna Beach, Calif. (Laguna Beach HS)
13	Kris Wilkes	Fr.	G	6-8	195	Indianapolis, Ind. (North Central HS)
14	György "G.G." Goloman	Sr.	F	6-11	225	Körmend, Hungary (The Sagemont School [FL])
21	Alec Wulff	Sr.	G	6-3	190	Laguna Beach, Calif. (Laguna Beach HS)
22	Armani Dodson	So.	G	6-5	200	Fontana, Calif. (Kaiser HS)
23	Prince Ali	R-So.	G	6-3	190	The Bronx, N.Y. (The Sagemont School [FL])
24	Jalen Hill	Fr.	F	6-10	230	Corona, Calif. (Centennial HS)
30	Joseph Wallace	Fr.	G	6-2	185	Woodland Hills, Calif. (Sierra Canyon HS)
34	Ikenna Okwarabizie	Sr.	C	6-9	255	Lagos, Nigeria (Tyler Junior College [TX])
40	Thomas Welsh	Sr.	C	7-0	255	Redondo Beach, Calif. (Loyola HS)

## 2017-18 UCLA ALPHABETICAL ROSTER

No.	Name	Yr.	Pos.	Ht.	Wt.	Hometown (Previous School)
23	Prince Ali	R-So.	G	6-3	190	The Bronx, N.Y. (The Sagemont School [FL])
22	Armani Dodson	So.	G	6-5	200	Fontana, Calif. (Kaiser HS)
14	György "G.G." Goloman	Sr.	F	6-11	225	Körmend, Hungary (The Sagemont School [FL])
4	Jaylen Hands	Fr.	G	6-3	175	San Diego, Calif. (Foothills Christian HS)
24	Jalen Hill	Fr.	F	6-10	230	Corona, Calif. (Centennial HS)
3	Aaron Holiday	Jr.	G	6-1	185	Chatsworth, Calif. (Campbell Hall HS)
34	Ikenna Okwarabizie	Sr.	C	6-9	255	Lagos, Nigeria (Tyler Junior College [TX])
0	Alex Olesinski	R-So.	F	6-10	220	Roswell, N.M. (La Lumiere School [IN])
2	Cody Riley	Fr.	F	6-10	260	Kansas City, Kan. (Sierra Canyon HS [CA])
5	Chris Smith	Fr.	G	6-9	200	Chicago, Ill. (Huntington Prep [WV])
30	Joseph Wallace	Fr.	G	6-2	185	Woodland Hills, Calif. (Sierra Canyon HS)
40	Thomas Welsh	Jr.	C	7-0	245	Redondo Beach, Calif. (Loyola HS)
13	Kris Wilkes	Fr.	G	6-8	195	Indianapolis, Ind. (North Central HS)
21	Alec Wulff	Sr.	G	6-3	190	Laguna Beach, Calif. (Laguna Beach HS)
10	Isaac Wulff	So.	G	6-3	180	Laguna Beach, Calif. (Laguna Beach HS)

## COACHING STAFF

Steve Alford	Head Coach (5th season)	Indiana '87
Duane Broussard	Associate Head Coach (5th season)	Bradley '93
David Grace	Assistant Coach (5th season)	Park '03
Tyus Edney	Assistant Coach (1st season)	UCLA '97

## SUPPORT STAFF

Kory Barnett	Director of Operations	Indiana '12
Doug Erickson	Director of Administration	San Jose State '90
Kory Alford	Video Coordinator	UCLA '15
Wes Long	Athletic Performance Coach	Texas '03
Briana Walker	Staff Associate	Florida State '09
Shane Besedick	Athletic Trainer	Long Beach State '08
Kenny Simpson	Equipment Manager	N.C. State '07
Veronica Rodriguez-Mora	Academic Advisor	NYU '02
Alex Timiraos	Athletic Communications	Boston College '06

## PRONUNCIATION GUIDE

Alford (ALL-ferd)	Ikenna Okwarabizie (ee-KAY-nuh oak-war-uh-BEE-zee-eh)
Ali (ah-LEE)	Olesinski (oil-eh-SHIN-skee)
Broussard (bru-SARD)	Wulff (WOLF)
G.G. Goloman (G.G. GOH-lo-mun)	

**AP POLL**  
(Week 7 – Dec. 18, 2017)

RK	TEAM	RECORD	PTS
1	Villanova (26)	11-0	794
2	Michigan State (6)	10-1	765
3	Duke	11-1	676
4	North Carolina	10-1	654
4	Arizona State	10-0	654
6	Kentucky	9-1	636
7	Miami	9-0	590
8	Xavier	10-1	540
9	Texas A&M	9-1	536
10	West Virginia	9-1	508
11	Wichita State	8-2	449
12	TCU	10-0	418
13	Kansas	8-2	404
14	Virginia	9-1	387
15	Gonzaga	9-2	357
16	Purdue	11-2	353
17	Oklahoma	8-1	300
18	Baylor	9-2	210
19	Arizona	8-3	199
20	Tennessee	7-2	140
21	Texas Tech	9-1	129
22	Seton Hall	9-2	126
22	Cincinnati	9-2	126
24	Creighton	8-2	115
25	Florida State	9-1	103

Also receiving votes: Arkansas (83), Notre Dame (73), Clemson (35), Louisville (28), Texas (21), Nevada (13), Oklahoma State (9), Minnesota (9), SMU (5), Alabama (5), Auburn (4), Virginia Tech (3), Rhode Island (2), Syracuse (2), Florida (2), Towson (1), Michigan (1).

**USA TODAY COACHES POLL**  
(Week 7 – Dec. 18, 2017)

RK	TEAM	RECORD	PTS
1	Villanova (22)	10-0	790
2	Michigan State (10)	9-1	768
3	Wichita State	8-1	675
4	Duke	11-1	667
5	Kentucky	8-1	609
6	Arizona State	9-0	604
7	North Carolina	9-1	593
8	Miami	8-0	569
9	Xavier	9-1	529
10	Texas A&M	8-1	495
11	West Virginia	9-1	477
12	Kansas	7-2	378
13	Gonzaga	8-2	374
14	TCU	10-0	373
15	Seton Hall	8-1	360
16	Virginia	8-1	355
17	Purdue	10-2	303
18	Notre Dame	8-2	247
19	Florida State	9-0	209
20	Tennessee	7-1	153
21	Baylor	7-2	150
22	Florida	6-3	111
23	Arizona	7-3	106
24	Oklahoma	7-1	86
25	Creighton	7-2	75

Also receiving votes: Notre Dame (64), Arkansas (26), Virginia Tech (26), Texas (22), Louisville (20), Florida (15), Clemson (10), Boise State (9), Missouri (7), Syracuse (7), Rhode Island (6), Mississippi State (5), Loyola-Chicago (4), Saint Mary's (3), Stephen F. Austin (3), Michigan (2), Oklahoma State (1), Alabama (1).

**ABOUT THE WILDCATS**

Kentucky will enter this Saturday's matchup with a 9-1 record, having most recently defeated Virginia Tech in Rupp Arena, 93-86, on Saturday, Dec. 16. Ranked No. 7 in this week's AP poll (and No. 6 in the USA Today coaches' poll), Kentucky currently has four players who are scoring in double figures. Freshman Kevin Knox has led the way (15.8 ppg, 5.7 rpg) and redshirt freshman Hamidou Diallo has registered 15.2 ppg (the second-best scoring average on the team). Kentucky's only loss this season came to then-No. 4 Kansas (65-61) at Chicago's United Center in the Champions Classic on Nov. 14.

**NOT THAT FAMILIAR:** While Saturday's game will be the fifth matchup in four seasons between UCLA and Kentucky, both teams have had significant roster turnover since last March. Wenyen Gabriel is UK's only player to have competed in either game against UCLA last season (Gabriel averaged 11.5 minutes between both games). Three of UCLA's student-athletes played in both games versus Kentucky last year (Thomas Welsh, Aaron Holiday and G.G. Goloman).

**BRUINS TO OPEN PAC-12 PLAY**

Following a brief holiday break, UCLA will return to action in Pauley Pavilion against Washington State (Dec. 29) and Washington (Dec. 31) to open their Pac-12 Conference schedule. Last season, UCLA went 4-0 against both Washington State and Washington, winning those four contests by an average of 24.5 points per game. Next week's home games will mark the first time in which the Bruins have opened the conference schedule in Pauley Pavilion since the 2013-14 season. UCLA's game against Washington State on Friday, Dec. 29, will begin at 8 p.m. PT (televised on ESPN2).

**CENTURY MARK**

Steve Alford has become the sixth head coach in Westwood to have logged at least 100 career wins as UCLA's head coach. Now with 104 wins at UCLA, Alford secured win No. 100 against Wisconsin on Nov. 21. He led UCLA to 31 victories last season and has joined a list of 100-plus-win UCLA head coaches that features Caddy Works (1921-1939), John Wooden (1948-1975), Jim Harrick (1988-1996), Steve Lavin (1996-2003) and Ben Howland (2003-2013). Alford has compiled a 103-48 record in just over four seasons as the program's head coach (68.2 win percentage in games with UCLA).

**MOVIN' ON UP**

Thomas Welsh ranks third on the school's all-time blocked shots list (130), having surpassed Charles O'Bannon (118) for the No. 3 slot earlier this season. The top two spots on UCLA's career blocks list are occupied by Jelani McCoy (188) and Dan Gadzuric (184). McCoy played at UCLA from 1995-98, while Gadzuric starred for the Bruins from 1999-2002. Welsh currently ranks No. 9 on the school's all-time field goal percentage list (55.3 percent overall). Please note, UCLA's official "blocked shot" statistic has only been tracked on a consistent basis since the 1978-79 season.

**BLOCK PARTY:** Thomas Welsh has recorded at least one block in 77 of 110 games played. The senior 7-foot center from Redondo Beach, Calif., has tallied two or more blocks in 30 career contests. He logged a career-high five blocks in UCLA's season opener against Monmouth during his sophomore season (Nov. 13, 2015).

**PLAYER-BY-PLAYER NOTES**

- Senior Thomas Welsh has made 10 of 21 three-point attempts in his career (9-for-20 this season). Welsh has shot 49.1 percent from the field this year, 45.0 percent from three-point range, and 86.7 percent (26-for-30) at the free throw line.
- Senior G.G. Goloman spent the month of August in his home country of Hungary, competing for the Hungarian National Team ... the 6-foot-11 forward moved to the United States (Florida) for his senior year of high school (The Sagemont School).
- Junior Aaron Holiday has two older brothers both competing in the NBA – Jrue Holiday (New Orleans Pelicans) and Justin Holiday (Chicago Bulls) ... Holiday's parents both played college basketball and met while at Arizona State in the 1980s.
- Redshirt sophomore Prince Ali missed the entire 2016-17 season after having opened the year recovering from a torn meniscus in his left knee ... he has returned in a big way for the Bruins this season, averaging 10.1 points in 11 games.
- Redshirt sophomore Alex Olesinski's mother (Maria) played for the Polish National Women's Basketball Team (1986-87), while his father (Jan) excelled with the Polish National Pentathlon Team from 1976-87 ... Alex was born in Roswell, N.M.
- Freshman Jaylen Hands spent his senior year of high school at Foothills Christian (San Diego), playing for head coach Brad Leaf (father of former UCLA standout TJ Leaf) ... Hands has averaged 12.0 points and 4.5 rebounds per game this season.
- Freshman Chris Smith excelled as a high school senior at Huntington Prep in Huntington, W. Va. ... he spent his first three years of high school at Forth Worth Country Day (Fort Worth, Texas), after having grown up in Chicago, Ill.
- Freshman Kris Wilkes competed in the 2017 McDonald's All-American Game (eight points, 13 minutes) ... he was named 2017 "Mr. Basketball" in his home state of Indiana, a prestigious honor annually bestowed upon the state's top player.

**TRIPLE-DOUBLE NOTES**

UCLA has four triple-doubles in its record book, including three since the assist became an official NCAA stat prior to the 1983-84 season. Most recently, Kyle Anderson had a triple-double as a sophomore in Nov. 2013.

PLAYER	DATE	OPPONENT	RESULT	PTS	RBS	AST	BLK
Kyle Anderson	11/22/2013	Morehead State	W, 81-70	13	12	11	3
Toby Bailey	12/18/1995	Stephen F. Austin	W, 109-88	23	10	10	1
Jelani McCoy	12/09/1995	Maryland	W, 73-63	15	10	0	11
Bill Walton	12/08/1973	SMU	W, 77-60	25	16	11	---

- Freshman Jaylen Hands finished with 10 points, seven rebounds and six assists in UCLA's overtime win against Central Arkansas (Nov. 15). Last season, then-freshmen Lonzo Ball and TJ Leaf each came close to recording triple-doubles for the Bruins. Now playing for the Los Angeles Lakers, Ball was two rebounds shy of a triple-double in his UCLA debut on Nov. 11, 2016 (19 pts, 11 assists, 8 rbs versus Pacific). Ball and TJ Leaf each finished just short of triple-doubles in UCLA's 102-62 win over UC Santa Barbara (12/14/16) – Leaf had 25 pts, 10 rbs, and 8 ast, while Ball had 13 pts, 10 rbs and 7 ast.

**HOME SWEET HOME**

UCLA compiled a 16-1 record last season in Pauley Pavilion, outscoring the opposition by an average of 20.8 points per home game. In all, UCLA has posted an 80-14 record in Pauley Pavilion since the arena reopened in Nov. 2012 (following an 18-month renovation). The Bruins had an 11-game home win streak last season, the program's longest home win streak since recording 15 consecutive victories in 2013-14 (during Steve Alford's first season as UCLA's head coach). UCLA last had an undefeated record at home in 2006-07, going 16-0 in Pauley Pavilion that year.

## FREQUENT FLYERS

Through the first seven weeks of the college basketball season, UCLA will have traveled approximately 23,500 miles in roundtrips between L.A. to Shanghai, Kansas City, Detroit and New Orleans. Including these four trips, the Bruins will have spent nearly 47 hours in the air (traveling to Shanghai, Kansas City, Detroit and New Orleans and back to Los Angeles).

### A Closer Look at the Bruins' Travel Log

Destination	Round Trip Miles	Dates of Trip	Record
Shanghai, China <sup>^</sup>	12,960 miles	Nov. 4-11	1-0
Kansas City, Missouri	3,240 miles	Nov. 18-21	1-1
Detroit, Michigan	3,960 miles	Dec. 7-9	0-1
New Orleans, Louisiana	3,340 miles	Dec. 21-23	TBD

<sup>^</sup> Pac-12 China Game (UCLA def. Georgia Tech, 63-60)

## BATTLE ON THE BOARDS

UCLA has been out-rebounded by its opposition in just two games this season (vs. Creighton and vs. South Dakota). Through games played Dec. 19, the Bruins ranked first in the Pac-12 in total rebounds per game (41.3). UCLA and Cincinnati totaled the same number of rebounds on Saturday, Dec. 16 (both offensive and defensive boards – 10 on offense, 25 on defense for each team). UCLA has out-rebounded its opposition by 10 or more boards in three games this season.

## CAREER RECORD LISTS

### UCLA's CAREER REBOUNDS

No.	Player	Years	REB	RPG
1.	Bill Walton	1972-74	1370	15.7
2.	Lew Alcindor	1967-69	1367	15.5
3.	David Greenwood	1976-79	1022	8.7
4.	Trevor Wilson	1987-90	1001	7.9
5.	Don MacLean	1989-92	992	7.8
6.	Willie Naulls	1954-56	900	11.4
7.	Marques Johnson	1974-77	897	7.8
8.	Dan Gadzuric	1999-02	896	7.3
9.	Sidney Wicks	1969-71	894	9.9
10.	Ed O'Bannon	1992-95	820	7.0
11.	J.R. Henderson	1995-98	818	6.4
12.	Charles O'Bannon	1994-97	797	6.4
13.	Curtis Rowe	1979-71	796	8.8
14.	<b>Thomas Welsh</b>	<b>2015-present</b>	<b>794</b>	<b>7.2</b>
15.	Fred Slaughter	1962-64	791	6.4

### UCLA's CAREER FIELD GOAL PERCENTAGE

No.	Player	Years	FG-FGA	PCT
1.	Jelani McCoy	1996-98	347-500	.694
2.	Bill Walton	1972-74	747-1147	.651
3.	Lew Alcindor	1967-69	943-1476	.639
4.	Reeves Nelson	2010-12	310-531	.584
5.	Kiki Vandeweghe	1977-80	536-941	.570
6.	Marques Johnson	1974-77	688-1211	.568
7.	Tony Parker	2013-16	456-822	.555
8.	Darren Daye	1980-83	452-815	.555
9.	<b>Thomas Welsh</b>	<b>2015-present</b>	<b>425-768</b>	<b>.553</b>
10.	J.R. Henderson	1995-98	677-1234	.549

\* minimum 500 attempts

### UCLA's CAREER BLOCKS

No.	Player	Years	BLK
1.	Jelani McCoy	1996-98	188
2.	Dan Gadzuric	1999-02	184
3.	<b>Thomas Welsh</b>	<b>2015-present</b>	<b>130</b>
4.	Charles O'Bannon	1994-97	118
5.	Lorenzo Mata-Real	2005-08	117
6.	Ryan Hollins	2003-06	101
7.	Tyler Honeycutt	2010-11	99
8.	Rodney Zimmerman	1991-94	97
9.	Ed O'Bannon	1992-95	95
10.	Tony Parker	2013-16	94

\* NOTE: blocks have been an official stat at UCLA since 1978-79

## UCLA's 1,000-POINT SCORERS

No.	Player	Points	PPG
1.	Don MacLean (1989-92)	2608	20.5
2.	Lew Alcindor (1967-69)	2325	26.4
3.	Jason Kapono (2000-03)	2095	16.5
–	Reggie Miller (1984-87)	2095	17.2
5.	Bryce Alford (2014-17)	1922	13.6
6.	Toby Bailey (1995-98)	1846	14.3
7.	Ed O'Bannon (1992-95)	1815	15.1
8.	J.R. Henderson (1995-98)	1801	14.2
9.	Trevor Wilson (1987-90)	1798	14.3
10.	Tracy Murray (1990-92)	1792	18.3
11.	Charles O'Bannon (1994-97)	1784	13.3
12.	Bill Walton (1972-74)	1767	20.3
13.	Josh Shipp (2005-09)	1730	12.4
14.	David Greenwood (1976-79)	1721	14.8
15.	Gail Goodrich (1963-65)	1691	18.9
16.	Marques Johnson (1974-77)	1659	14.4
17.	Kenny Fields (1981-84)	1638	14.9
18.	Darren Collison (2006-09)	1634	11.7
19.	Shon Tarver (1991-94)	1575	12.8
20.	Arron Affalo (2005-07)	1540	14.7
21.	Tyus Edney (1992-95)	1515	12.1
22.	Pooh Richardson (1986-89)	1461	12.0
23.	Dijon Thompson (2002-05)	1458	12.5
24.	Earl Watson (1998-01)	1449	11.2
25.	Isaac Hamilton (2015-17)	1426	13.7
26.	Sidney Wicks (1969-71)	1423	15.8
27.	Walt Hazzard (1962-64)	1401	16.1
28.	Curtis Rowe (1969-71)	1383	15.4
29.	Kiki Vandeweghe (1977-80)	1380	12.2
30.	Norman Powell (2012-15)	1376	9.8
31.	Rod Foster (1980-83)	1365	12.1
32.	Roy Hamilton (1976-79)	1355	12.5
33.	Keith Wilkes (1972-74)	1349	15.0
34.	Kris Johnson (1995-98)	1294	11.6
35.	Henry Bibby (1970-72)	1293	14.4
36.	Dan Gadzuric (1999-02)	1287	10.5
37.	Richard Washington (1974-76)	1245	14.3
38.	Willie Naulls (1954-56)	1225	15.5
39.	Mike Sanders (1979-82)	1210	11.1
40.	John Moore (1952-55)	1202	11.1
41.	Darrick Martin (1989-92)	1195	9.3
42.	Walt Torrence (1957-59)	1181	15.3
43.	Mike Warren (1966-68)	1176	13.7
44.	Darren Daye (1980-83)	1149	10.1
45.	John Green (1960-62)	1148	14.2
46.	Jordan Adams (2013-14)	1148	16.4
47.	Tony Parker (2013-16)	1131	8.3
48.	Montel Hatcher (1984-87)	1115	9.4
49.	Matt Barnes (1999-02)	1066	8.8
50.	T.J. Cummings (2001-04)	1062	9.0
51.	Dave Meyers (1973-75)	1046	11.8
52.	Mitchell Butler (1990-93)	1023	7.9
–	Don Bragg (1952-55)	1023	9.5
54.	Michael Roll (2006-10)	1021	6.9

### APPROACHING 1,000 POINTS

Thomas Welsh (2015-present)	976	8.9
Aaron Holiday (2016-present)	963	12.2

### DID YOU KNOW?

Five Bruins during the previous four seasons have crossed the 1,000-career-point threshold in UCLA uniforms. As a sophomore in 2013-14, Jordan Adams scored career point No. 1,000 in his 62nd career game (at Washington on March 6, 2014). Midway through his senior season (2014-15), Norman Powell reached the 1,000-career point plateau in the Bruins' Pac-12 opener at Colorado (Jan. 2, 2015). As a junior in 2015-16, Bryce Alford crossed the 1,000-career point mark in the Bruins' victory at Gonzaga (Dec. 12, 2015). Later that season, Tony Parker scored career point No. 1,000 in a home contest against Washington (Jan. 28, 2016). As a senior last year, Isaac Hamilton reached the 1,000 career point milestone during UCLA's win against Portland at the 2016 Wooden Legacy at Cal State Fullerton (Nov. 24, 2016).

## UCLA'S GAME-BY-GAME STATS

Opponent	Date	Score	W/L	FG-FGA	PCT	3FG-FGA	PCT	FT-FTA	PCT	OR	DR	REB
vs. Georgia Tech	11/11/17	63-60	W	22-54	.407	5-14	.357	14-21	.667	11	25	36
Central Arkansas	11/15/17	106-101	W	38-79	.481	10-20	.500	20-32	.625	16	35	51
South Carolina State	11/17/17	96-68	W	37-67	.552	10-27	.370	12-24	.500	19	32	51
vs. Creighton	11/20/17	89-100	L	30-68	.441	6-23	.261	23-31	.742	6	30	36
vs. Wisconsin	11/21/17	72-70	W	27-50	.540	9-17	.529	9-13	.692	5	23	28
UC Irvine	11/26/17	87-63	W	28-65	.431	5-17	.294	26-40	.650	13	34	47
CSU Bakersfield	11/29/17	75-66	W	27-59	.458	2-17	.118	19-28	.679	12	33	45
Detroit Mercy	12/03/17	106-73	W	38-72	.528	11-25	.440	19-24	.792	13	34	47
at Michigan	12/09/17	69-78	L	25-57	.439	4-18	.222	15-21	.714	7	34	41
(25) Cincinnati	12/16/17	63-77	L	23-56	.411	11-29	.379	6-9	.667	10	25	35
South Dakota	12/19/17	85-82	W	30-66	.455	8-25	.320	17-25	.680	7	30	37

## OPPONENT'S GAME-BY-GAME STATS

Opponent	Date	Score	W/L	FG-FGA	PCT	3FG-FGA	PCT	FT-FTA	PCT	OR	DR	REB
vs. Georgia Tech	11/11/17	63-60	W	20-58	.345	4-18	.222	16-20	.800	11	24	35
Central Arkansas	11/15/17	106-101	W	38-79	.481	18-35	.514	7-13	.538	10	32	42
South Carolina State	11/17/17	96-68	W	28-71	.394	8-19	.421	4-6	.667	12	18	30
vs. Creighton	11/20/17	89-100	L	33-67	.493	11-29	.379	23-35	.657	7	37	44
vs. Wisconsin	11/21/17	72-70	W	25-52	.481	5-22	.227	15-22	.682	4	21	25
UC Irvine	11/26/17	87-63	W	22-64	.344	10-24	.417	9-14	.643	12	28	40
CSU Bakersfield	11/29/17	75-66	W	20-67	.299	10-33	.303	16-20	.800	15	27	42
Detroit Mercy	12/03/17	106-73	W	28-65	.431	9-27	.333	8-14	.571	6	23	29
at Michigan	12/09/17	69-78	L	30-64	.469	10-29	.345	8-22	.364	6	24	30
(25) Cincinnati	12/16/17	63-77	L	27-58	.466	8-17	.471	15-23	.652	10	25	35
South Dakota	12/19/17	85-82	W	29-70	.414	10-33	.303	14-20	.700	13	32	45

## JOHN WOODEN AWARD PRESEASON WATCH LIST

Junior guard Aaron Holiday has been named as one of 50 student-athletes to the preseason watch list for this year's John Wooden Award, annually presented to the nation's top college men's and women's basketball players. A 6-foot-1 guard from Chatsworth, Calif., Holiday played in all 68 games for the Bruins during his sophomore and freshman seasons (he averaged 11.4 points, 2.9 rebounds and 4.2 assists per game during his first two seasons).

Name	Yr.	Pos.	School
Jaylen Adams	Sr.	G	St. Bonaventure
Deng Adel	Jr.	F	Louisville
Rawle Alkins	So.	G	Arizona
Grayson Allen	Sr.	G	Duke
KeVaughn Allen	Jr.	G	Florida
DeAndre Ayton	Fr.	F	Arizona
Marvin Bagley III	Fr.	F	Duke
Mohamed Bamba	Fr.	F	Texas
Joel Berry II	Sr.	G	North Carolina
Trevon Bluiett	Sr.	G	Xavier
Miles Bridges	So.	G/F	Michigan State
Bruce Brown Jr.	So.	G	Miami
Jalen Brunson	Jr.	G	Villanova
Jeffrey Carroll	Sr.	G/F	Oklahoma State
Jevon Carter	Sr.	G	West Virginia
Bonzie Colson	Sr.	F	Notre Dame
Mike Daum	Jr.	F	South Dakota State
Angel Delgado	Sr.	C	Seton Hall
Hamidou Diallo	Fr.	G	Kentucky
Trevon Duval	Fr.	G	Duke
Vincent Edwards	Sr.	F	Purdue
Jacob Evans	Jr.	G/F	Cincinnati
Matt Farrell	Sr.	G	Notre Dame
Marcus Foster	Sr.	G	Creighton
Devonte' Graham	Sr.	G	Kansas
Rob Gray	Sr.	G	Houston
Ethan Happ	Jr.	F	Wisconsin
<b>Aaron Holiday</b>	<b>Jr.</b>	<b>G</b>	<b>UCLA</b>
Chandler Hutchison	Sr.	G	Boise State
Jaren Jackson Jr.	Fr.	F	Michigan State
Kevin Knox	Fr.	F	Kentucky
Ben Lammers	Sr.	C	Georgia Tech
Jock Landale	Sr.	C	Saint Mary's
Kelan Martin	Sr.	F	Butler
Nate Mason	Sr.	G	Minnesota
Yante Maten	Sr.	F	Georgia
Bryant McIntosh	Sr.	G	Northwestern
Jordan McLaughlin	Sr.	G	USC
Chimezie Metu	Jr.	F	USC
Shake Milton	Jr.	G	SMU
Malik Newman	So.	G	Kansas
Michael Porter Jr.	Fr.	F	Missouri
Collin Sexton	Fr.	G	Alabama
Landry Shamet	So.	G	Wichita State
Reid Travis	Jr.	F	Stanford
Allonzo Trier	Jr.	G	Arizona
Mortiz Wagner	Jr.	F	Michigan
Robert Williams	So.	F	Texas A&M
Johnathan Williams	Sr.	F	Gonzaga
Trae Young	Fr.	G	Oklahoma



## THE MOST SINCE ...

UCLA got to the free throw line for 40 attempts (26 makes) against UC Irvine (Nov. 26). That was the most attempted free throws in a game by UCLA since a double overtime loss at Washington on Jan. 1, 2016, when the Bruins attempted 50 free throws (38 makes). In that game at Washington, Bryce Alford was 17 for 18 at the free throw line. In addition, UCLA's 19 offensive rebounds against South Carolina State earlier this season (Nov. 17) marked the program's largest single game offensive rebound total since grabbing 23 in the double overtime loss at Washington on Jan. 1, 2016.

## UCLA'S FUTURE SCHEDULES

Next season, UCLA's non-conference schedule will include a home game against Notre Dame and a road game at Cincinnati (Fifth Third Arena in Cincinnati, Ohio). The Bruins' contest against Notre Dame in Pauley Pavilion is slated for Saturday, Dec. 8. UCLA's game at Cincinnati will take place on Wednesday, Dec. 19. In addition, the Bruins will play in the CBS Sports Classic in Dec. 2018 for the fifth consecutive season (location and opponent will be announced at a later date). The Bruins' return game at Notre Dame during the 2019-20 season will take place in December 2019.

## DEFICITS, COMEBACKS & MORE

**UCLA'S LARGEST COMEBACK (this season):** The Bruins overcame a 12-point deficit in the 72-70 win against Wisconsin (Nov. 21). Wisconsin built a 38-26 cushion with 1:51 to play in the first half before UCLA closed the gap to just seven points by halftime (38-31). In the second half, UCLA used an 11-0 scoring run during the first four minutes to lead, 42-40. A three-point by Prince Ali put UCLA ahead of Wisconsin by nine points (55-46) with 13:19 to go. Wisconsin rallied and led by six points (65-59) with 3:52 to go before the Bruins closed the game on a 13-5 scoring run to win by two points.

**OPPONENT, LARGEST COMEBACK (this season):** UCLA surged ahead by 15 points in the second half at Michigan (Dec. 9), leading 46-31 with 14:48 to play after a three-pointer by Aaron Holiday. The 15-point cushion fell to two (60-58) at the 4:06 mark. Michigan trailed, 64-61, with less than 30 seconds to play but tied the contest, 65-65, in the final 10 seconds. The Wolverines outscored UCLA, 13-4, in the overtime session to win, 78-69. That marked UCLA's largest blown lead since Nov. 25, 2012, when Cal Poly overcame an 18-point deficit in the game's final 12:21 to defeat UCLA, 70-68, in Pauley Pavilion.

**CLOSE CALL:** UCLA led Central Arkansas by 17 points (34-17) with 8:20 to play in the first half, only to see the visiting Bears rally and take a 44-43 lead with 1:01 left before halftime. The Bruins secured a five-point lead (82-77) with 51 seconds to play, before Central Arkansas used a 9-3 scoring run to lead, 86-85, with 3.7 seconds to go in regulation. Jaylen Hands went to the free throw line with 1.3 seconds to play, missing the first free throw attempt before making the second to tie the game, 86-86. In overtime, UCLA outscored Central Arkansas by a 20-15 advantage to win, 106-101.

## UCLA'S COMEBACKS IN 2016-17

The Bruins' largest comeback victory last season took place in a game against No. 5 Oregon in Pauley Pavilion (2/9/2017). UCLA trailed by 19 points (37-18) with 6:37 to play in the first half and by a 13-point margin (64-51) with 13:40 left in regulation. Midway through the second half, the Bruins used an 18-3 scoring run to overcome the deficit and secure an 82-79 victory. In an 83-82 win at Utah (1/12/2017), UCLA trailed the Utes, 51-42, with 16:13 left in the second half. UCLA's largest deficit at any point during the 2016-17 season was 19 points versus No. 5 Oregon (2/9/2017).

## THE BRUINS WHEN ...

Since the start of the 2013-14 season, UCLA has gone 85-8 when leading at halftime (over the course of 152 games). During that same span, the Bruins have gone 17-35 when trailing at halftime and 2-5 when tied at the break. UCLA's largest halftime deficit overcome during that stretch has been nine points (twice) – the Bruins trailed Oregon State, 38-29, on March 2, 2014 and trailed Oregon, 48-39, on Feb. 9, 2017. When the Bruins have built a 10-point lead (or larger) at any point in the game, UCLA has gone 92-11. Conversely, when trailing by 10 or more points in a game, UCLA has gone 6-39.

## JULIUS ERVING AWARD PRESEASON WATCH LIST

Freshman Kris Wilkes was named as one of 20 student-athletes to the preseason watch list for the Julius Erving Award, honoring the nation's top small forward. He was among five freshmen on the preseason list.

Name	Yr.	School
Rawle Alkins	So.	Arizona
Kelan Martin	Sr.	Butler
Jacob Evans	Jr.	Cincinnati
Gary Trent Jr.	Fr.	Duke
Zach Norvell Jr.	Fr.	Gonzaga
Kevin Knox	Fr.	Kentucky
Deng Adel	Jr.	Louisville
Justin Jackson	So.	Maryland
Bruce Brown Jr.	So.	Miami
Miles Bridges	So.	Michigan State
Tyler Hall	Jr.	Montana State
Jeffrey Carroll	Sr.	Oklahoma State
Troy Brown Jr.	Fr.	Oregon
Vince Edwards	Sr.	Purdue
De'Monte Buckingham	So.	Richmond
DJ Hogg	Jr.	Texas A&M
<b>Kris Wilkes</b>	<b>Fr.</b>	<b>UCLA</b>
Mikal Bridges	Jr.	Villanova
Markis McDuffie	Jr.	Wichita State
Trevon Bluiett	Sr.	Xavier

## KAREEM ABDUL-JABBAR AWARD PRESEASON WATCH LIST

Senior Thomas Welsh was selected as one of 20 student-athletes to the preseason watch list for the Kareem Abdul-Jabbar Center of the Year Award. Welsh was also one of 10 players on last season's midseason watch list.

Name	Yr.	School
Dusan Ristic	Sr.	Arizona
Austin Wiley	So.	Auburn
Kingsley Okoroh	Sr.	California
Tacko Fall	Jr.	Central Florida
Marques Bolden	So.	Duke
John Egbunu	Sr.	Florida
Jessie Govan	Jr.	Georgetown
Ben Lammers	Sr.	Georgia Tech
Nick Richards	Fr.	Kentucky
Omer Yurtseven	So.	N.C. State
Isaac Haas	Sr.	Purdue
Jock Landale	Jr.	Saint Mary's
Angel Delgado	Sr.	Seton Hall
Michael Humphrey	Sr.	Stanford
Vladimir Brodziansky	Sr.	TCU
Mohamed Bamba	Fr.	Texas
Tyler Davis	Jr.	Texas A&M
<b>Thomas Welsh</b>	<b>Sr.</b>	<b>UCLA</b>
Chimezie Metu	Jr.	USC
Ethan Happ	Jr.	Wisconsin



## AGAINST TOP-RANKED FOES

Since the start of the 2015-16 season, UCLA has logged five wins over top-10 teams, winning four of their last five games versus top-five ranked opposition. In 2016-17, the Bruins defeated No. 1 Kentucky and No. 4 Arizona on the road in addition to a home win over No. 5 Oregon. Two years ago, UCLA took down No. 1 Kentucky and No. 7 Arizona in Pauley Pavilion.

### The last time that UCLA ...

Faced a top-10 team:	vs. No. 5 Kentucky	L, 86-75	March 24, 2017
Faced a top-10 team at home:	vs. No. 5 Oregon	W, 82-79	Feb. 9, 2017
Faced a top-10 team in a true road game:	at No. 4 Arizona	W, 77-72	Feb. 25, 2017
Defeated a top-10 team:	at No. 4 Arizona	W, 77-72	Feb. 25, 2017
Defeated a top-10 team in a true road game:	at No. 4 Arizona	W, 77-72	Feb. 25, 2017
Faced a top-10 non-conference team:	at No. 1 Kentucky	W, 97-92	Dec. 3, 2016
Faced a top-10 non-conference team at home:	vs. No. 1 Kentucky	W, 87-77	Dec. 3, 2015
Defeated a top-10 non-conference team:	at No. 1 Kentucky	W, 97-92	Dec. 3, 2016
Defeated a top-10 non-conference team at home:	vs. No. 1 Kentucky	W, 87-77	Dec. 3, 2015
Defeated a top-10 non-conference team (road/neutral):	at No. 1 Kentucky	W, 97-92	Dec. 3, 2016

## AGAINST NUMBER ONE

Steve Alford's UCLA teams have gone 2-3 during the past four seasons against the nation's No. 1-ranked team (as ranked in that week's AP poll). The Bruins defeated No. 1 Kentucky on Dec. 3, 2016, in their first-ever trip to Rupp Arena. Two years ago, UCLA downed No. 1 Kentucky, 87-77, in Pauley Pavilion on Dec. 3, 2015. Other recent games against No. 1 teams took place against Kentucky in Chicago (Dec. 20, 2014), at home versus Arizona (Jan. 9, 2014) and in the Sweet 16 against Florida (March 27, 2014). UCLA has gone 12-22 all-time against the Associated Press' No. 1-ranked team.

The Last Time ...	Date	Result	Score	Opponent	Venue
Played No. 1 team	12/03/2016	W	97-92	Kentucky	Rupp Arena
Defeated No. 1 team	12/03/2016	W	97-92	Kentucky	Rupp Arena
Defeated No. 1 team at home	12/03/2015	W	87-77	Kentucky	Pauley Pavilion
Defeated No. 1 team on road	12/03/2016	W	97-92	Kentucky	Rupp Arena

- Kentucky was ranked No. 1 in the nation in both the AP and USA Today Coaches polls when UCLA faced them in Dec. 2014, Dec. 2015 and Dec. 2016. The Bruins' victory at Rupp Arena on Dec. 3, 2016, marked their first victory on the road at a No. 1-ranked team since Feb. 3, 2001 (when UCLA knocked off Stanford, 79-73). UCLA had not played a road game at the nation's No. 1-ranked team since Feb. 13, 2003 (UCLA lost at No. 1 Arizona, 106-70).

- UCLA's win at Kentucky on Dec. 3, 2016, marked the program's first victory in a true road game against the nation's top-ranked team since Feb. 3, 2001, when the Bruins defeated Stanford, 79-73, in Maples Pavilion. Since the start of the 1999-2000 season, UCLA has gone 6-8 against the nation's No. 1-ranked team. Steve Alford's UCLA teams have posted a 2-3 record the previous four seasons against the nation's No. 1-ranked team (as ranked in that week's AP poll).

- This season's game against Kentucky will mark UCLA's fifth meeting with the Wildcats in four seasons (the two schools have gone 2-2 in the previous four games). Last season, UCLA won at Rupp Arena (97-92 on Dec. 3, 2016) before the Wildcats knocked off the Bruins, 86-75, in the Sweet 16 of the NCAA Tournament (on March 24, 2017, at FedEx Forum in Memphis, Tenn.). UCLA's game against Kentucky this season is slated for Saturday, Dec. 23, in New Orleans, La.

## BRUINS IN THE CLASSROOM

Student-Athlete	Year	Major
Prince Ali	R-SO	African American studies
Armani Dodson	SO	undeclared
Gyorgy "G.G." Goloman	SR	psychology
Jaylen Hands	FR	undeclared
Jalen Hill	FR	history
Aaron Holiday	JR	history
Ikenna Okwarabizie	JR	African American studies
Alex Olesinski	R-SO	economics
Cody Riley	FR	undeclared
Chris Smith	FR	undeclared
Joseph Wallace	FR	undeclared
Thomas Welsh	SR	economics
Kris Wilkes	FR	undeclared
Alec Wulff	SR	geography/environmental studies
Isaac Wulff	SO	undeclared

## 2016-17, AT A GLANCE

Gone from last season's team are Bryce Alford and Isaac Hamilton (graduated) as well as Lonzo Ball, TJ Leaf and Ike Anigbogu (those three freshmen were all selected in the NBA Draft). Alford concluded his career as the school's all-time leader in three-point field goals made (329). He also set UCLA's single-season record for three-pointers (116 in 2016-17). As a freshman, Ball set UCLA's single-season assists mark (274 assists, 36 games).

The Bruins have made at least one three-pointer in their previous 600 games. The last game in which UCLA did not make a three-pointer was against Stanford on Feb. 3, 2000. Last season, UCLA set the Pac-12 single-season record with 354 three-pointers made (besting the previous Pac-12 record of 350, set by Oregon in 2006-07).

Last season's UCLA team set the Pac-12 single-season assists record (771), shattering the mark of 673 assists set by UCLA in 1973-74 (the first season in which the Bruins formally tracked assists as a stat). The Bruins totaled 30 assists in last season's 102-80 home win over Arizona State (1/19/17), marking UCLA's first game with at least 30 assists since Feb. 23, 1995 (when UCLA had 32 assists in a 104-88 win over California).

## UCLA vs. RANKED TEAMS SINCE 2005-06 (AP POLL)

Date	Team	Score	Opp Rank	UCLA Rank
12/16/17	Cincinnati	L 63-77	25	-
03/24/17	Kentucky	L 75-86	5	8
03/19/17	Cincinnati	W 79-67	18	8
03/10/17	Arizona	L 75-86	7	3
02/25/17	Arizona	W 77-72	4	5
02/09/17	Oregon	W 82-79	5	10
01/21/17	Arizona	L 85-96	14	3
12/28/16	Oregon	L 87-89	21	2
12/03/16	Kentucky	W 97-92	1	11
03/02/16	Oregon	L 68-76	9	-
02/12/16	Arizona	L 75-81	17	-
01/07/16	Arizona	W 87-84	7	-
12/19/15	North Carolina	L 76-89	11	22
12/12/15	Gonzaga	W 71-66	20	-
12/03/15	Kentucky	W 87-77	1	-
11/24/15	Kansas	L 73-92	5	-
03/27/15	Gonzaga	L 62-74	7	-
03/19/15	SMU	W 60-59	20	-
03/13/15	Arizona	L 64-70	5	-
02/12/15	Arizona	L 47-57	7	-
01/29/15	Utah	W 69-59	11	-
01/04/15	Utah	L 39-71	10	-
12/20/14	Kentucky	L 44-83	1	-
12/13/14	Gonzaga	L 74-87	9	-
11/27/14	North Carolina	L 56-78	5	22
03/27/14	Florida	L 68-79	1	20
03/15/14	Arizona	W 75-71	4	-
01/16/14	Colorado	W 69-56	21	25

Date	Team	Score	Opp Rank	UCLA Rank
01/09/14	Arizona	L 75-79	1	-
12/19/13	Duke	L 63-80	8	-
03/15/13	Arizona	W 66-64	18	24
03/02/13	Arizona	W 74-69	11	-
01/24/13	Arizona	W 84-73	6	-
01/19/13	Oregon	L 67-76	21	24
12/28/12	Missouri	W 97-94 (OT)	7	-
12/01/12	San Diego State	L 69-78	23	24
11/23/11	Michigan	L 63-79	15	-
11/22/11	Kansas	L 56-72	14	-
03/19/11	Florida	L 65-73	15	-
02/26/11	Arizona	W 71-49	10	-
12/18/10	BYU	W 86-79	16	-
12/02/10	Kansas	L 76-77	4	-
11/24/10	Villanova	L 70-82	7	-
12/06/09	Kansas	L 61-73	1	-
11/27/09	Butler	L 67-69	12	-
03/21/09	Villanova	L 69-89	11	18
02/19/09	Washington	W 85-76	22	20
02/12/09	Arizona State	L 67-74	18	11
01/17/09	Arizona State	L 58-61 (OT)	16	9
12/04/08	Texas	L 64-68	8	12
04/05/08	Memphis	L 63-78	2	3
03/29/08	Xavier	W 76-57	12	3
03/15/08	Stanford	W 67-64	11	3
03/06/08	Stanford	W 77-67 (OT)	7	3
02/07/08	Washington St.	W 67-59	17	5
01/12/08	Washington St.	W 81-74	4	5

Date	Team	Score	Opp Rank	UCLA Rank
01/03/08	Stanford	W 76-67	20	5
12/02/07	Texas	L 61-63	8	2
11/20/07	Michigan State	W 68-63	10	2
03/31/07	Florida	L 66-76	3	7
03/24/07	Kansas	W 68-55	2	7
03/22/07	Pittsburgh	W 64-55	10	7
03/01/07	Washington St.	W 53-45	13	2
02/17/07	Arizona	W 81-66	19	5
02/07/07	USC	W 70-65	19	2
02/01/07	Oregon	W 69-57	9	5
01/20/07	Arizona	W 73-69	11	3
01/06/07	Oregon	L 66-68	16	1
12/31/06	Washington	W 96-74	13	1
12/09/06	Texas A&M	W 65-62	6	1
11/22/06	Georgia Tech	W 88-73	19	5
11/21/06	Kentucky	W 73-68	20	5
04/03/06	Florida	L 57-73	10	7
04/01/06	LSU	W 59-45	19	7
03/25/06	Memphis	W 50-45	4	7
03/23/06	Gonzaga	W 73-71	5	7
02/11/06	Washington	L 67-70	21	13
01/21/06	West Virginia	L 56-60	12	18
01/14/06	Washington	L 65-69	13	11
01/05/06	Arizona	W 85-79	21	17
12/10/05	Nevada	W 67-56	17	16
11/23/05	Memphis	L 80-88	11	16

## POSTSEASON NOTES

Last March, UCLA advanced to the NCAA Tournament's Sweet 16 (regional semifinals) for the 14th time since the tournament field expanded to at least 64 teams, starting in 1985. Previous trips, since 1985, have included Sweet 16 trips in 1990, 1992, 1995, 1997, 1998, 2000, 2001, 2002, 2006, 2007, 2008, 2014, 2015 and 2017. Through those 14 appearances, the Bruins have posted a 6-8 record with four trips to the NCAA Final Four (1995, 2006, 2007 and 2008). In the four most recent trips to the NCAA Final Four, UCLA has compiled a 3-3 record (including the 1995 NCAA title). Overall, UCLA has advanced to 48 NCAA Tournaments and 18 NCAA Final Fours and won a nation-leading 11 NCAA Championships.

## WHO HAS UCLA PLAYED?

Since arriving as the Bruins' head coach in the spring of 2013, Steve Alford has added several marquee tournaments and home-and-home series to UCLA's schedule. The Bruins played in the 2014 Battle 4 Atlantis (Nassau, Bahamas), the 2015 Maui Invitational (Lahaina, Hawaii), the 2016 Wooden Legacy in Orange County (California) and the 2017 Pac-12 China Game in Shanghai. Under Alford, the Bruins have added home-and-home series against Gonzaga, Kentucky, Michigan and Cincinnati and have a home-and-home series against Notre Dame scheduled for the following two seasons (Dec. 2018 and Dec. 2019). In addition, the Bruins were able to add a neutral-site game against Duke in Dec. 2013 (at Madison Square Garden in New York) and will play in the CBS Sports Classic on Saturday, Dec. 23, for the fifth consecutive year.

Date	Opponent	Tournament or Home & Home	Result	Score	Venue
11/28/13	Nevada	Continental Tire Las Vegas Invitational	W	105-84	Orleans Arena (Las Vegas)
11/29/13	Northwestern	Continental Tire Las Vegas Invitational	W	95-79	Orleans Arena (Las Vegas)
12/19/13	Duke	Carquest Auto Parts Classic	L	63-80	Madison Square Garden (NYC)
12/28/13	Alabama	Home & Home Series	W	75-67	Pauley Pavilion
11/26/14	Oklahoma	Battle 4 Atlantis	L	65-75	Atlantis Resort (Bahamas)
11/27/14	North Carolina	Battle 4 Atlantis	L	56-78	Atlantis Resort (Bahamas)
11/28/14	UAB	Battle 4 Atlantis	W	88-76	Atlantis Resort (Bahamas)
12/13/14	Gonzaga	Home & Home Series	L	74-87	Pauley Pavilion
12/28/14	at Alabama	Home & Home Series	L	50-56	Coleman Coliseum
12/20/14	Kentucky	CBS Sports Classic	L	44-83	United Center (Chicago)
11/23/15	UNLV	Maui Jim Maui Invitational	W	77-75	Lahaina Civic Center
11/24/15	Kansas	Maui Jim Maui Invitational	L	73-92	Lahaina Civic Center
11/25/15	Wake Forest	Maui Jim Maui Invitational	L	77-80	Lahaina Civic Center
12/03/15	Kentucky	Home & Home Series	W	87-77	Pauley Pavilion
12/12/15	at Gonzaga	Home & Home Series	W	71-66	McCarthy Athletic Center
12/19/15	North Carolina	CBS Sports Classic	L	76-89	Barclays Center (Brooklyn)
11/24/16	Portland	Wooden Legacy	W	99-77	Titan Gym (Fullerton, Calif.)
11/25/16	Nebraska	Wooden Legacy	W	82-71	Titan Gym (Fullerton, Calif.)
11/27/16	Texas A&M	Wooden Legacy	W	74-67	Honda Center (Anaheim, Calif.)
12/03/16	at Kentucky	Home & Home Series	W	97-92	Rupp Arena
12/10/16	Michigan	Home & Home Series	W	102-84	Pauley Pavilion
12/17/16	Ohio State	CBS Sports Classic	W	82-68	T-Mobile Arena (Las Vegas)
11/20/17	Creighton	Hall of Fame Classic	L	89-100	Sprint Center (Kansas City, Mo.)
11/21/17	Wisconsin	Hall of Fame Classic	W	72-70	Sprint Center (Kansas City, Mo.)
12/09/17	at Michigan	Home & Home Series	(OT) L	69-78	Ann Arbor, Mich.
12/16/17	Cincinnati	Home & Home Series	L	63-77	Pauley Pavilion

## UCLA SIGNS THREE HIGH SCHOOL STANDOUTS DURING EARLY SIGNING PERIOD

*Bruins' incoming class for next season includes Jules Bernard, Kenneth Nwuba and David Singleton*

UCLA received signed National Letters of Intent from high school seniors Jules Bernard, Kenneth Nwuba and David Singleton during the early signing period in November 2017 (announced by head coach Steve Alford on Nov. 16, 2017).

Bernard, Nwuba and Singleton will enroll at UCLA in 2018 and begin their freshman seasons in Westwood during the 2018-19 school year. All three student-athletes are currently high school seniors – Bernard at Windward School (Los Angeles), Singleton at Bishop Montgomery High School (Torrance, Calif.) and Nwuba at Huntington Prep in West Virginia.

"We're very excited to add these three young men to our program," Alford said. "With Jules and David, you're talking about a pair of talented guards from the Los Angeles area who have had successful high school careers. David helped lead Bishop Montgomery to the CIF state title last year, which is an extremely impressive feat here in California. Being able to add Kenneth to our team's frontcourt is tremendous. He's a player with great athletic ability, size and strength. These three players provide a great start for our 2018 recruiting class."

Bernard has been ranked No. 44, nationally, in his high school class by Rivals.com. The 6-foot-6 guard from Los Angeles has also been tabbed the No. 47 player in his

country by ESPN.com and No. 52 by Scout.com. As a junior last season at Windward, he averaged 25.3 points and 13.7 rebounds per game. Bernard secured All-CIF Southern Section Division 2AA honors last season and captured first-team Division 3 acclaim from MaxPreps.com.

Singleton has been ranked No. 60, nationally, in his high school class by Scout.com. He has also been ranked No. 66 by ESPN.com and No. 92 by Rivals.com. A 6-foot-4 guard from Los Angeles, Singleton registered 16.2 points and 6.1 rebounds per game last season as a junior. He helped his high school program win the 2017 CIF State Championship in the Open Division final. In addition, Singleton secured Los Angeles Times All-Area Team honors and was selected to the All-CIF Southern Section Open Division Team.

Nwuba, a 6-foot-10 center who is originally from Lagos, Nigeria, spent last season at Oak Hill Academy in Virginia and is currently a senior at Huntington Prep. As a junior in 2016-17, Nwuba averaged seven points, eight rebounds and nearly four blocks per game.

### UCLA'S SIGNEES FOR 2018-19

Jules Bernard	G	6-6	Los Angeles, Calif.
Kenneth Nwuba	C	6-10	Lagos, Nigeria
David Singleton	G	6-4	Los Angeles, Calif.

## LAST SEASON'S POSTSEASON

UCLA advanced to the NCAA Tournament's Sweet 16 last March for the third time in four years. The Bruins became just the sixth team in the nation to have earned a third trip to the Sweet 16 in the previous four seasons (2014-2017). Joining UCLA on that six-team list included Arizona, Gonzaga, Kentucky, North Carolina and Wisconsin. The Bruins defeated Kent State in a first round contest (97-80) before taking down Cincinnati two days later (79-67). The Bruins' season ended in the Sweet 16 against Kentucky (UCLA lost, 86-75, in Memphis, Tenn.).

## BRUINS IN OVERTIME

The Bruins have played two games into overtime this season – UCLA defeated Central Arkansas (106-101) in Pauley Pavilion on Wednesday, Nov. 15 and lost at Michigan (78-69) on Saturday, Dec. 9. Including these two games, UCLA has compiled a 2-4 under head coach Steve Alford in overtime games. Since the start of the 1999-2000 season, UCLA has gone 22-14 in overtime games. Below are each of the Bruins' overtime contests dating back to the start of the 1996-97 season.

Date	Opponent	W/L	Score
<i>under Steve Alford (2-4)</i>			
12/09/17	Michigan	L	69-78 A 1-OT
11/15/17	Central Arkansas	W	106-101 H 1-OT
01/01/16	Washington	L	93-96 A 2-OT
11/13/15	Monmouth	L	81-84 H 1-OT
01/08/15	Stanford	W	86-81 H 2-OT
02/27/14	Oregon	L	83-87 A 2-OT
<i>under Ben Howland (12-8)</i>			
02/27/13	Arizona State	W	79-74 H 1-OT
01/30/13	USC	L	71-75 H 1-OT
12/28/12	Missouri	W	97-94 H 1-OT
11/13/12	UC Irvine	W	80-79 H 1-OT
03/05/11	Washington State	W	58-54 A 1-OT
02/20/11	California	L	72-76 A 1-OT
01/29/11	Arizona State	W	73-72 A 1-OT
01/28/10	Oregon	L	66-71 A 1-OT
01/06/10	California	W	76-75 A 1-OT
11/16/09	Cal State Fullerton	L	65-68 H 2-OT
01/17/09	Arizona State	L	58-61 H 1-OT
03/06/08	Stanford	W	77-67 H 1-OT
03/08/07	California	L	69-76 N 1-OT
03/02/06	California	W	67-58 A 1-OT
02/03/05	Washington State	W	58-56 A 1-OT
01/06/05	Washington State	W	80-77 H 2-OT
02/25/04	USC	L	77-78 A 1-OT
02/12/04	Arizona State	L	62-74 A 1-OT
01/10/04	Washington	W	86-84 A 1-OT
12/13/03	Loyola Marymount	W	69-66 H 1-OT
<i>under Steve Lavin (12-4)</i>			
03/13/03	Arizona	W	96-89 N 1-OT
02/20/03	California	W	76-75 H 1-OT
01/30/03	Oregon	L	91-96 H 1-OT
11/26/02	San Diego	L	81-86 H 1-OT
03/17/02	Cincinnati	W	105-101 N 2-OT
02/24/01	Oregon State	W	68-65 A 1-OT
02/15/01	Arizona	W	79-77 H 1-OT
11/10/00	Kentucky	W	97-92 N 1-OT
03/04/00	Stanford	W	94-93 A 1-OT
12/23/99	South Florida	W	103-98 N 1-OT
01/04/99	Arizona State	W	88-85 H 1-OT
02/18/98	USC	W	82-75 A 1-OT
03/20/97	Iowa State	W	74-73 N 1-OT
01/30/97	Oregon	L	85-87 A 1-OT
01/18/97	Arizona	W	84-78 H 1-OT
11/20/96	Tulsa	L	76-77 H 1-OT

## BRUINS IN THE NBA (DECEMBER 2017)

Player	NBA Team	NBA Season	Years in NBA	Years at UCLA
Arron Afflalo	Orlando Magic	11th season	2008-2017	2005-2007
Ike Anigbogu	Indiana Pacers	1st season	1st season	2017
Kyle Anderson	San Antonio Spurs	4th season	2015-2017	2013-2014
Trevor Ariza	Houston Rockets	14th season	2005-2017	2004
Lonzo Ball	Los Angeles Lakers	1st season	1st season	2017
Darren Collison	Indiana Pacers	9th season	2010-2017	2006-2009
Jrue Holiday	New Orleans Pelicans	9th season	2010-2017	2009
Zach LaVine	Chicago Bulls	4th season	2015-2017	2014
TJ Leaf	Indiana Pacers	1st season	1st season	2017
Kevon Looney	Golden State Warriors	3rd season	2016-2017	2015
Kevin Love	Cleveland Cavaliers	10th season	2009-2017	2008
Luc Richard Mbah a Moute	Houston Rockets	10th season	2009-2017	2006-2008
Shabazz Muhammad	Minnesota Timberwolves	5th season	2014-2017	2013
Norman Powell	Toronto Raptors	3rd season	2016-2017	2012-2015
Russell Westbrook	Oklahoma City Thunder	10th season	2009-2017	2007-2008

• Since 1948, UCLA has produced the second-most NBA draft selections (118) ... Kentucky tops that list with 124 draft picks. Trailing Kentucky and UCLA on the all-time list are North Carolina (112) and Duke (90) ... with 15 former players on NBA rosters, UCLA leads all Pac-12 programs in that category and ranks fourth, nationally ... last season, 13 Bruins competed in the NBA, including five players from UCLA's 2013-14 squad.

• Last season, Russell Westbrook became the third player from UCLA to secure NBA Most Valuable Player acclaim ... Kareem Abdul-Jabbar (known as Lew Alcindor while in college) earned MVP honors six times (1971, 1972, 1974, 1976, 1977 and 1980) and Bill Walton was named the league's MVP in 1978 ... UCLA has become the first school in the nation to have produced three players who won the NBA's Most Valuable Player Award.

## FROM WESTWOOD TO THE NBA

• Russell Westbrook was named MVP of the NBA All-Star Game in 2015 and 2016 ... he competed in his sixth career All-Star Game in 2017, scoring 41 points in that contest ... Westbrook's former UCLA teammate Kevin Love was chosen for the fourth time in his NBA career (in 2017), but could not participate in last year's All-Star Game due to injury.

• UCLA's former guards stole the show at both NBA All-Star Weekends in 2015 (New York) and 2016 (Toronto) ... during each All-Star Weekend, Zach LaVine won the annual Slam Dunk Contest one night before Westbrook captured NBA All-Star Game Most Valuable Player (MVP) accolades.

• Ten UCLA players under head coach Steve Alford have advanced to the NBA. Six of those Bruins were first-round NBA draft picks (Zach LaVine, Jordan Adams, Kyle Anderson, Kevon Looney, Lonzo Ball and TJ Leaf). Norman Powell and Ike Anigbogu were second-round draft picks, while Travis Wear and David Wear joined NBA teams as undrafted free agents.

## PRESEASON PROJECTIONS

UCLA was selected third in the preseason Pac-12 media poll, announced at Pac-12 media day in San Francisco (Oct. 12). Arizona was picked to finish first in the preseason poll, earning 22 of 23 first-place votes. USC was selected second, receiving one first-place vote.

**PREDICTIONS:** Members of the media have correctly picked the regular-season winner of the conference 15 times in 25 tries, while the winner has been accurately chosen in 17 of the 28 all-time preseason votes. UCLA was selected third in last season's preseason poll and finished third in the league standings with a 15-3 conference record.

**LAST TIME:** UCLA last won the Pac-12's regular-season crown in 2012-13. Other previous regular-season titles for UCLA took place in 2005-06, 2006-07 and 2007-08. The Bruins finished second in the league in 2013-14 and third in 2016-17. UCLA most recently won the Pac-12 Tournament Championship in 2014 (in Las Vegas, Nev.).

Team	Points
1. Arizona (22)	273
2. USC (1)	251
3. UCLA	223
4. Oregon	203
5. Stanford	182
6. Arizona State	146
7. Utah	129
8. Oregon State	125
9. Colorado	112
10. Washington	71
11. California	46
12. Washington State	33

## MO OSTIN BASKETBALL CENTER

UCLA officially opened the Mo Ostin Basketball Center with a grand opening ceremony on Thursday, Oct. 26. The state-of-the-art facility not only provides the men's and women's basketball teams with vital resources, but also frees up facility access for other programs and student-athletes. With approximately 35,000 gross square feet of space, the facility stands near Pauley Pavilion's southwest corner, along the south end of the Los Angeles Tennis Center.

The Mo Ostin Basketball Center was designed by award-winning architectural design firm Kevin Daly Architects, in partnership with globally acclaimed high-performance design firm AECOM. The practice facility features two separate courts – Russell Westbrook Court for the men's team and Ann Meyers Drysdale Court for the women's team. The building also houses the Kevin Love Athletic Performance Center, which is raised over the main entrance, has its own skylights and includes separate offices for the athletic performance staffs of the men's and women's basketball teams.

UCLA's facility also features separate conference rooms for the men's and women's basketball teams that each overlook their respective courts. The Mo Ostin Basketball Center includes locker rooms for the student-athletes, a film room, an equipment room, a training room, a nutrition center, an alumni locker room and locker rooms for the coaching staffs. Portions of the facility's hallways include "By the Numbers" displays and an Under Armour uniform presentation. Adjacent to both courts is a "Champions Plaza" patio with a wall that honors student-athletes from past men's and women's teams.

The Bruins' state-of-the-art facility is named after legendary music industry executive and philanthropist Morris "Mo" Ostin, who generously committed \$10 million to the project. Ostin, who holds a B.A. in Economics from UCLA, serves as Chairman Emeritus of Warner Bros. His influence is reflected throughout the building, from a state-of-the-art sound system, acoustics and videoboard to the design of the donor display in the lobby, which was modeled after a sheet of music.



Josh Lewin (left) and Tracy Murray

## UCLA BASKETBALL ON THE AIR

For the 10th straight season, UCLA men's basketball games are being produced by the UCLA Sports Network from IMG, with AM 570 Fox Sports LA in Los Angeles serving as the flagship station for the network.

The 2017-18 campaign marks the 21st year of UCLA's partnership with AM 570 Fox Sports LA owner iHeartMedia (formerly Clear Channel Communications). Other stations on the UCLA Sports Network from IMG include KXEX (1550 AM) in Fresno, Calif., and KSLK (96.1 FM) in Visalia, Calif. The primary sister station in Southern California is AM 1150 (KEIB), when scheduling conflicts arise with other Los Angeles-based professional teams.

All 31 regular-season games are being televised live in 2017-18. The Bruins have at least 12 games broadcast by the ESPN family of networks. Four are to be televised by FOX Sports, and 12 are being carried by Pac-12 Networks. CBS is televising three games on consecutive Saturdays next month (Dec. 9, Dec. 16, Dec. 23).

Josh Lewin enters his second year serving as the play-by-play voice for UCLA men's basketball and football. He was at UCLA in June 2016. In addition to calling UCLA men's basketball and football games, Lewin recently completed his sixth season handling play-by-play duties for the New York Mets. He served as the voice of the San Diego Chargers for 12 seasons (2005-06 through 2016-17). Lewin has over two decades of experience calling NFL, MLB, NHL and NCAA football and basketball contests.

Lewin is joined at his broadcast position by Tracy Murray, now in his ninth season as an analyst. Murray, who played at UCLA from 1990-92 before enjoying a 12-year NBA career, spent the 2015-16 season as a shooting coach for the Los Angeles Lakers. Previously, he served as a radio analyst with UCLA from 2008 through 2015.

Murray currently ranks 10th on UCLA's all-time scoring list with 1,792 career points in 98 games. He was a first-round pick in the 1992 NBA Draft by the San Antonio Spurs following his junior season at UCLA (1991-92).

Fans around the nation can also follow select UCLA games on SIRIUS and XM Satellite Radio. Broadcasts can be heard online by visiting [www.uclabruins.com](http://www.uclabruins.com).

## LISTEN WITH "TUNE IN"

Fans can listen to UCLA men's basketball games at AM 570 (KLAC) or via the TuneIn Radio app, available free of charge by visiting [www.tunein.com](http://www.tunein.com). UCLA's home games will be broadcast on AM 1150 when the Los Angeles Clippers have a radio broadcast on AM 570.

The TuneIn radio app allows fans to listen to the world's sports, news, talk and music online and through mobile devices.



## HEAD COACH STEVE ALFORD'S YEAR-BY-YEAR TOTALS

Year	School	Record	Pct.	League	Pct.	Postseason
1991-92	Manchester College	4-16	.200	3-11	.214	—
1992-93	Manchester College	20-8	.714	7-5	.583	NCAA Division III (0-1)
1993-94	Manchester College	23-4	.852	10-2	.833	NCAA Division III (0-1)
1994-95	Manchester College	31-1	.969	12-0	1.000	NCAA Division III (3-1), National Runner-up
1995-96	Missouri State	16-12	.571	11-7	.611	—
1996-97	Missouri State	24-9	.727	12-6	.667	NIT (0-1)
1997-98	Missouri State	16-16	.500	11-7	.611	—
1998-99	Missouri State	22-11	.667	11-7	.611	NCAA (2-1)
1999-00	Iowa	14-16	.467	6-10	.375	—
2000-01	Iowa	23-12	.657	7-9	.438	NCAA (1-1), Big Ten Tournament Champs
2001-02	Iowa	19-16	.543	5-11	.313	NIT (0-1)
2002-03	Iowa	17-14	.548	7-9	.438	NIT (2-1)
2003-04	Iowa	16-13	.552	9-7	.563	NIT (0-1)
2004-05	Iowa	21-12	.636	7-9	.438	NCAA (0-1)
2005-06	Iowa	25-9	.735	11-5	.688	NCAA (0-1), Big Ten Tournament Champs
2006-07	Iowa	17-14	.548	9-7	.563	—
2007-08	New Mexico	24-9	.727	11-5	.688	NIT (0-1)
2008-09	New Mexico	22-12	.647	12-4	.750	NIT (1-1)
2009-10	New Mexico	30-5	.857	14-2	.875	NCAA (1-1)
2010-11	New Mexico	22-13	.629	8-8	.500	NIT (1-1)
2011-12	New Mexico	28-7	.800	10-4	.714	NCAA (1-1), MWC Tournament Champs
2012-13	New Mexico	29-6	.829	13-3	.813	NCAA (0-1), MWC Tournament Champs
2013-14	UCLA	28-9	.757	12-6	.667	NCAA (2-1), Pac-12 Tournament Champs
2014-15	UCLA	22-14	.611	11-7	.611	NCAA (2-1)
2015-16	UCLA	15-17	.469	6-12	.333	—
2016-17	UCLA	31-5	.861	15-3	.833	NCAA (2-1)
2017-18	UCLA	8-3	.727	0-0	—	—
<b>4 seasons at Manchester College</b>		<b>78-29</b>	<b>.729</b>	<b>32-18</b>	<b>.640</b>	<b>3 NCAA D-III Tournaments</b>
<b>4 seasons at Missouri State</b>		<b>78-48</b>	<b>.619</b>	<b>45-27</b>	<b>.625</b>	<b>1 NCAA Tournament, 1 Sweet 16</b>
<b>8 seasons at Iowa</b>		<b>152-106</b>	<b>.589</b>	<b>61-67</b>	<b>.477</b>	<b>3 NCAA Tournaments</b>
<b>6 seasons at New Mexico</b>		<b>155-52</b>	<b>.749</b>	<b>68-26</b>	<b>.723</b>	<b>3 NCAA Tournaments</b>
<b>5th season at UCLA</b>		<b>104-48</b>	<b>.684</b>	<b>44-28</b>	<b>.611</b>	<b>3 NCAA Tournaments, 3 Sweet 16s</b>
<b>27th SEASON OVERALL</b>		<b>567-283</b>	<b>.667</b>	<b>250-166</b>	<b>.601</b>	<b>13 NCAA Tournaments, 4 Sweet 16s</b>

### NOTES ON UCLA HEAD COACH STEVE ALFORD

- Leads all coaches, age 53 and under, in career NCAA wins with 567 (Steve Alford turned 53 on Nov. 23, 2017) ... entered the 2017-18 season with a 559-280 overall record through 26 seasons coaching college basketball ... has compiled a 481-251 record at the NCAA Division I level the previous 22 seasons ... has totaled at least 22 wins in 10 of the last 11 seasons.
- Last season, he helped UCLA post a 31-5 overall record and 15-3 mark in Pac-12 play, as the Bruins defeated every team that they faced ... the Bruins tied the program record for regular-season victories (28, also accomplished in 2007-08) ... UCLA has advanced to the Sweet 16 in three of the last four seasons and are one of just six schools in the nation to have accomplished that feat.
- Helped New Mexico secure four Mountain West Conference regular-season titles and two conference tournament championships ... coached UNM to its two highest single-season victory totals (30 wins in 2009-10, 29 wins in 2012-13).
- Has been Iowa's only head coach to lead that program to the Big Ten Tournament's title game (in 2001, 2002 and 2006) ... led Iowa to the Big Ten Tournament Championship in 2001 and 2006 ... established a school-record seven straight winning seasons (2001-07).
- Guided Missouri State (then named Southwest Missouri State) to its only appearance in the Sweet 16 in 1999 ... took over as head coach at Missouri State in the summer of 1995 (age 31) after having led Manchester College to a NCAA Division III runner-up finish.

## HEAD COACH STEVE ALFORD



**Record at UCLA**  
104-48 (5th season)

**Overall Record**  
567-283 (27th season)

Steve Alford has entered his 27th season as a college head coach in 2017-18. He guided UCLA to Sweet 16 appearances in three of his previous four seasons. In addition, he led UCLA to the Pac-12 Tournament title in 2014.

### ELITE COMPANY

Steve Alford is one of 12 head coaches to have led at least four NCAA Division I programs to the NCAA Tournament (Missouri State, Iowa, New Mexico and UCLA). His UCLA teams have advanced to the Sweet 16 of the NCAA Tournament in 2014, 2015 and 2017. In 2014, he became UCLA's first head coach to lead the Bruins to the Pac-12 Tournament title in his first year as head coach.

The other 11 coaches to have led at least four NCAA Division I teams to the NCAA Tournament include John Beilein, Lefty Driesell, Cliff Ellis, Larry Eustachy, Jim Harrick, Lon Kruger, Fran McCaffery, Tom Penders, Rick Pitino, Tubby Smith and Eddie Sutton. Eight of those 11 coaches are active head coaches.

Of the 12 coaches who have led four different schools to the NCAA Division I Tournament, only five have won at least one game at all four schools. Lon Kruger has won at least one game at five schools.

#### Steve Alford

Missouri State, Iowa, New Mexico, UCLA

#### Jim Harrick

Pepperdine, UCLA, Rhode Island, Georgia

#### Lon Kruger

Kansas State, Florida, Illinois, UNLV, Oklahoma

#### Tubby Smith

Tulsa, Georgia, Kentucky, Minnesota

#### Eddie Sutton

Creighton, Arkansas, Kentucky, Oklahoma State

## Steve Alford's Career Records vs. NCAA D-I Opponents

Air Force	15-1	Dayton	1-1	Iowa State	5-4	Nevada	3-0	San Diego	6-0	UC Riverside	3-0
Alabama	1-3	Detroit Mercy	3-0	Kansas	1-1	New Mexico State	10-2	San Diego State	7-8	UC Santa Barbara	2-0
Alabama State	1-0	Drake	14-2	Kent State	1-0	New Orleans	1-0	Santa Clara	1-0	UMKC (Missouri-Kansas City)	2-0
Arizona	3-6	Drexel	1-0	Kentucky	3-3	Nicholls State	2-0	SMU	1-0	UNC Asheville	1-0
Arizona State	8-2	Duke	0-3	Liberty	1-0	North Carolina	0-3	South Carolina State	1-0	UNC Charlotte	0-1
Boise State	4-0	Duquesne	1-0	Long Beach State	6-0	North Dakota	1-0	South Dakota State	0-1	UNC Greensboro	1-0
Boston College	1-0	East Carolina	0-1	Longwood	1-0	Northern Arizona	1-0	Southeast Missouri State	2-0	UNC Wilmington	1-0
Boston University	1-0	Eastern Illinois	2-0	Louisiana Tech	3-0	Northern Illinois	1-0	Southern Illinois	6-2	UNLV	8-7
Bowling Green	2-0	Eastern Washington	2-0	Louisiana-Lafayette	2-1	Northern Iowa	11-6	Southern Methodist	1-0	USC	9-4
Bradley	6-5	Evansville	3-6	Louisville	2-1	Northwestern	8-6	Southern Mississippi	2-0	Utah	8-7
Butler	1-1	Fairfield	1-0	Loyola Marymount	1-0	Northwestern State	2-1	Southern Utah	1-0	Valparaiso	3-0
BYU	5-4	Florida	0-1	LSU	0-1	Northwood	1-0	St. Bonaventure	1-0	VCU	0-1
Cal Poly	1-0	Florida Atlantic	1-0	Maryland	0-1	Notre Dame	0-1	Stanford	5-4	Villanova	0-1
Cal State Fullerton	1-0	Kansas	1-3	Maryland Eastern Shore	2-0	Oakland	1-0	Stephen F. Austin	2-0	Virginia Tech	0-1
California	5-4	Florida State	0-1	McNeese State	1-0	Ohio	1-0	TCU	8-4	Wake Forest	0-1
Centenary	2-0	Fresno State	3-0	Memphis	1-0	Ohio State	9-8	Tennessee	1-1	Washington	4-3
Central Arkansas	1-0	George Mason	1-0	Mercer	2-0	Oklahoma	0-1	Tennessee State	1-0	Washington State	5-2
Central Florida	0-1	Georgia State	1-0	Miami (Ohio)	1-0	Oklahoma State	1-0	Tennessee-Martin	1-0	Weber State	2-0
Chattanooga	2-0	Georgia Tech	2-1	Michigan	7-8	Oral Roberts	1-1	Texas	1-1	Western Carolina	1-0
Cincinnati	2-3	Gonzaga	1-2	Michigan State	6-9	Oregon	4-5	Texas A&M	2-0	Western Illinois	1-0
Coastal Carolina	1-0	Grambling State	1-0	Minnesota	11-5	Oregon State	6-3	Texas El Paso	2-1	Western Michigan	1-0
Colgate	1-0	Harvard	0-1	Mississippi	1-1	Pacific	1-0	Texas Pan American	2-0	Wichita State	5-3
Colorado	7-1	Hawaii	3-0	Mississippi State	0-1	Penn State	11-4	Texas San Antonio	2-0	Wisconsin	6-12
Colorado State	10-2	Houston Baptist	1-0	Missouri	3-5	Pepperdine	1-0	Texas Southern	3-0	Wisconsin Green Bay	1-0
Connecticut	2-0	Idaho	2-1	Missouri State	1-0	Portland	2-0	Texas Tech	4-4	Wisconsin Milwaukee	1-0
Coppin State	1-0	Idaho State	1-0	Monmouth	0-1	Prairie View A&M	1-0	The Citadel	2-0	Wyoming	12-2
Cornell	1-0	Illinois	4-10	Montana	1-0	Presbyterian	1-0	Toledo	1-0		
Creighton	8-8	Illinois Chicago	1-0	Montana State	3-0	Purdue	9-6	Troy State	1-0		
CSU Bakersfield	2-0	Illinois State	4-6	Morehead State	2-0	Robert Morris	1-0	Tulsa	4-1		
CSUN	3-0	Indiana	8-7	N.C. State	1-1	Sacramento State	1-0	UAB	2-0		
Davidson	1-0	Indiana State	8-2	Nebraska	2-0	Saint Louis	6-3	UC Irvine	1-0		

## ABOUT UCLA's COACHING STAFF



### Duane Broussard

**Alma Mater: Bradley '93**

**Associate Head Coach, 5th season**

- Currently in his fifth season on UCLA's coaching staff ... spent 10 seasons working with the men's basketball program at the University of New Mexico prior to his arrival in Westwood ... is the only member of this coaching staff who worked with Steve Alford at the University of New Mexico.
- Now in his 10th season working alongside Steve Alford ... helped UCLA post a 96-45 overall record in his first four seasons at UCLA ... helped to lead the Bruins to Sweet 16 appearances in 2014, 2015 and 2017 ... through 23 previous years on college staffs, his teams have gone 478-258 (.649 win percentage).

• New Mexico posted a .655 win percentage in his 10 seasons on staff ... in his final two years, the Lobos won the Mountain West Conference's regular-season and tournament titles (combined 57-13 record).

• While at UCLA and New Mexico, he has been responsible for 13 NBA Draft selections (10 first-round picks) ... at UCLA: Zach LaVine (2014), Jordan Adams (2014), Kyle Anderson (2014), Kevon Looney (2015), Norman Powell (2015), Lonzo Ball (2017), TJ Leaf (2017), Jonah Bolden (2017), Ike Anigbogu (2017) ... at New Mexico: Danny Granger (2005), J.R. Giddens (2008), Darington Hobson (2010) and Tony Snell (2013).

• Served on the men's basketball staff at Bradley University (Peoria, Ill.) for nine seasons, working as an assistant coach the final six years (1997-2002) under head coach Jim Molinari ... four-year basketball letterwinner at Bradley from 1990-93 ... graduated from Bradley in 1993 with degrees in criminal justice and sociology ... earned a master's degree in public service administration from Bradley in 1997.



### David Grace

**Alma Mater: Park University '03**

**Assistant Coach, 5th season**

• Has helped lead UCLA to a 96-45 overall record the previous four seasons ... joined UCLA's coaching staff in April 2013 after five seasons as an assistant coach at Oregon State.

• Has been a part of three UCLA teams that have advanced to the NCAA Tournament's Sweet 16 (2014, 2015, 2016) ... also has helped the Bruins secure three recruiting classes ranked in the top-five, nationally.

• Now in his fifth season in Westwood, has helped the Bruins produce nine NBA Draft selections (including six first-round picks): Zach LaVine (2014), Jordan Adams (2014), Kyle Anderson (2014), Kevon Looney (2015), Norman Powell (2015), Lonzo Ball (2017), TJ Leaf (2017), Jonah Bolden (2017) and Ike Anigbogu (2017).

• In his five seasons at Oregon State, helped the Beavers record their most wins (78, during a five-year span) since 1988 to 1992 ... proved instrumental in OSU recruiting Roberto Nelson and Joe Burton from southern California to Oregon State ... Nelson led the Pac-12 in scoring in conference games in 2012-13 and was conference's leading scorer in 2013-14 ... Burton served as team captain during his senior year (2012-13) and produced over 1,000 career points, 700 rebounds and 300 assists.

• A military veteran who served in Operation Desert Storm, he rose through the high school and college coaching ranks prior to his arrival at Oregon State ... has played, coached and refereed basketball games across America and on three continents ... began his collegiate coaching career at Sacramento State (2006-07) before serving as an assistant coach at the University of San Francisco.

• Worked as a high school teacher and head coach in Arizona in the mid-2000s after having served 20 years in the United States' Air Force ... has degrees in logistical and social services from the Air Force and earned his bachelor's of science degree in management and human resources from Park University in 2003 ... began coaching basketball with Boo Williams' AAU program in Hampton, Virginia in 2003.



### Tyus Edney

**Alma Mater: UCLA '97**

**Assistant Coach, 1st season**

• Promoted to assistant coach in April 2017 after having served as UCLA's Director of Operations the previous seven seasons ... as Director of Operations, handled day-to-day logistical and administrative duties.

• Over the previous seven seasons working at UCLA, the Bruins' program has advanced to five NCAA Tournaments and made three trips to the Sweet 16 (2014, 2015 and 2017).

• Among the all-time great point guards at UCLA, Edney led UCLA to the 1995 NCAA Championship as a senior ... he enjoyed a tremendous four-year collegiate career (1992-95) and still ranks second on the school's all-time assists list (652), third in free throws made (450), third in steals (224) and 21st in scoring (1,515 points).

• Played four seasons in the NBA (1996-98, 2001) for the Sacramento Kings, Boston Celtics and Indiana Pacers and spent nearly 10 years competing internationally in Europe ... was a three-time first-team All-Pac-10 selection at UCLA.

## MISCELLANEOUS STATS

### CAREER TOTALS (alphabetical by class)

PLAYER	GP	PTS	REB	AST
György G.G. Goloman	96	288	233	65
Ikenna Okwarabizie	23	8	17	0
Thomas Welsh	110	976	794	77
Alec Wulff	26	15	1	4
Aaron Holiday	79	963	238	344
Prince Ali	40	224	59	31
Armani Dodson	3	2	3	0
Alex Olesinski	34	89	93	10
Isaac Wulff	7	7	2	0
Jaylen Hands	10	120	45	28
Chris Smith	11	62	23	7
Joseph Wallace	2	0	1	0
Kris Wilkes	11	128	65	14

PLAYER	GAMES PLAYED		STARTS	
	17-18	CAREER	17-18	CAREER
Prince Ali	11	40	6	6
Armani Dodson	0	3	0	0
György G.G. Goloman	11	96	11	16
Jaylen Hands	10	10	5	5
Aaron Holiday	11	79	11	43
Ikenna Okwarabizie	4	23	0	0
Alex Olesinski	11	34	0	0
Chris Smith	11	11	0	0
Joseph Wallace	2	2	0	0
Thomas Welsh	11	110	11	72
Kris Wilkes	11	11	11	11
Alec Wulff	4	26	0	0
Isaac Wulff	2	7	0	0

PLAYER	DOUBLE-FIGURE POINTS		DOUBLE-FIGURE REBOUNDS	
	17-18	CAREER	17-18	CAREER
Prince Ali	5	8	0	0
György G.G. Goloman	4	5	0	0
Jaylen Hands	7	7	0	0
Aaron Holiday	10	54	0	0
Alex Olesinski	1	1	1	1
Chris Smith	3	3	0	0
Thomas Welsh	9	53	7	29
Kris Wilkes	7	7	1	1

### DOUBLE-DOUBLES

PLAYER	2017-18	CAREER
Thomas Welsh	7	26
Kris Wilkes	1	1

### 20+ POINTS

PLAYER	2017-18	CAREER
Aaron Holiday	3	6
Thomas Welsh	1	5
Prince Ali	2	2
Jaylen Hands	2	2
Kris Wilkes	1	1

### 10+ REBOUNDS

PLAYER	2017-18	CAREER
Thomas Welsh	7	29
Alex Olesinski	1	1
Kris Wilkes	1	1

### 10+ ASSISTS

PLAYER	2017-18	CAREER
Aaron Holiday	0	1


**UCLA's RADIO/TV ROSTER**



**0**  
**ALEX OLESINSKI**  
 R-SO, F – 6-10, 200  
 PPG: 5.5 RPG: 4.3  
 GP/GS: 11/0




**2**  
**CODY RILEY**  
 FR, F – 6-10, 260  
 PPG: --- RPG: ---  
 GP/GS: --/--



**3**  
**AARON HOLIDAY**  
 JR, G – 6-1, 185  
 PPG: 17.4 RPG: 3.5 APG: 5.4  
 GP/GS: 11/11




**4**  
**JAYLEN HANDS**  
 FR, G – 6-3, 175  
 PPG: 12.0 RPG: 4.5 APG: 2.8  
 GP/GS: 10/5



**5**  
**CHRIS SMITH**  
 FR, G – 6-9, 200  
 PPG: 5.6 RPG: 2.1  
 GP/GS: 11/0



**10**  
**ISAAC WULFF**  
 SO, G – 6-3, 185  
 PPG: 1.0 RPG: 0.0  
 GP/GS: 2/0




**13**  
**KRIS WILKES**  
 FR, G – 6-8, 195  
 PPG: 12.6 RPG: 5.9  
 GP/GS: 11/11



**14**  
**GYÖRGY "G.G." GOLOMAN**  
 SR, F – 6-11, 225  
 PPG: 7.5 RPG: 4.9  
 GP/GS: 11/11



**21**  
**ALEC WULFF**  
 SR, G – 6-3, 190  
 PPG: 0.8 RPG: 0.0  
 GP/GS: 4/0



**22**  
**ARMANI DODSON**  
 SO, G – 6-5, 200  
 PPG: 0.0 RPG: 1.0  
 GP/GS: 2/0




**23**  
**PRINCE ALI**  
 R-SO, G – 6-3, 190  
 PPG: 10.1 RPG: 2.5  
 GP/GS: 11/6



**24**  
**JALEN HILL**  
 FR, F – 6-10, 230  
 PPG: --- RPG: ---  
 GP/GS: --/--



**30**  
**JOSEPH WALLACE**  
 FR, G – 6-2, 185  
 PPG: 0.0 RPG: 0.5  
 GP/GS: 2/0



**34**  
**IKENNA OKWARABIZIE**  
 SR, C – 6-9, 255  
 PPG: 1.5 RPG: 1.5  
 GP/GS: 4/0



**40**  
**THOMAS WELSH**  
 SR, C – 7-0, 255  
 PPG: 13.2 RPG: 10.6  
 GP/GS: 11/11



**STEVE ALFORD**  
 HEAD COACH  
 5th Year at UCLA  
 27th Year Overall



**DUANE BROUSSARD**  
 ASSOCIATE HEAD COACH  
 5th Year



**DAVID GRACE**  
 ASSISTANT COACH  
 5th Year



**TYUS EDNEY**  
 ASSISTANT COACH  
 1st Year

**PAC-12 CONFERENCE**

**2017-18 Pac-12 Standings (thru Dec. 19)**

Team	Pac-12	Pct.	GB	Overall	Pct.
Arizona State	0-0	.000	—	11-0	1.000
Arizona	0-0	.000	—	9-3	.727
Oregon	0-0	.000	—	9-3	.750
Washington	0-0	.000	—	9-3	.750
<b>UCLA</b>	<b>0-0</b>	<b>.000</b>	<b>—</b>	<b>8-3</b>	<b>.727</b>
Colorado	0-0	.000	—	8-3	.727
Oregon State	0-0	.000	—	8-3	.727
Utah	0-0	.000	—	7-3	.700
Washington State	0-0	.000	—	7-3	.700
USC	0-0	.000	—	6-4	.600
California	0-0	.000	—	6-6	.500
Stanford	0-0	.000	—	6-6	.500

**2016-17 Final Pac-12 Standings**

Team	Pac-12	Pct.	GB	Overall	Pct.
Arizona	16-2	.889	—	32-5	.865
Oregon	16-2	.889	—	33-6	.846
<b>UCLA</b>	<b>15-3</b>	<b>.833</b>	<b>1.0</b>	<b>31-5</b>	<b>.861</b>
Utah	11-7	.611	5.0	20-12	.625
California	10-8	.556	6.0	21-13	.618
USC	10-8	.556	6.0	26-10	.722
Colorado	8-10	.444	8.0	19-15	.559
Arizona State	7-11	.389	9.0	15-18	.455
Stanford	6-12	.333	10.0	14-17	.452
Washington State	6-12	.333	10.0	13-18	.419
Washington	2-16	.111	14.0	9-22	.290
Oregon State	1-17	.056	15.0	5-27	.156

**PAC-12 SCOREBOARD**

**Sunday, Dec. 17**

at Arizona State 76, Vanderbilt 64  
 at Washington 80, Loyola Marymount 77  
 at Stanford 71, San Francisco 59  
 at USC 98, UC Santa Barbara 87

**Monday, Dec. 18**

at Arizona 83, North Dakota State 53

**Tuesday, Dec. 19**

at UCLA 85, South Dakota 82  
 at Arizona State 95, Longwood 61  
 at Washington 106, Bethune-Cookman 55  
 California 81, at Seattle 59<sup>SEA</sup>  
 Princeton 103, at USC 93 (OT)

**UPCOMING PAC-12 GAMES**

**Wednesday, Dec. 20**

Northwestern State at Utah (P12N) 6 p.m.  
 Central Arkansas at Oregon (P12N) 8 p.m.  
 Kansas State at Washington State (ESPN2) 8 p.m.

**Thursday, Dec. 21**

Oregon State at Kent State (ESPN3) 4 p.m.  
 Connecticut at Arizona (ESPN2) 6 p.m.  
 Kansas vs. Stanford (ESPN2)<sup>SAC</sup> 8 p.m.  
 Portland State at California (P12N) 8 p.m.

**Friday, Dec. 22**

Pacific at Arizona State (P12N) 12 p.m.  
 Akron vs. USC (ESPNU)<sup>HAW</sup> 4:30 p.m.  
 Colorado vs. Iowa (Big Ten Network)<sup>SD</sup> 6 p.m.  
 Bethune-Cookman at Washington State (P12N) 6 p.m.  
 Montana at Washington (P12N) 8 p.m.

**Saturday, Dec. 23**

UCLA vs. Kentucky (CBS) ^ 1 p.m.  
 USC vs. Middle Tennessee or Princeton (ESPN2/3)<sup>HAW</sup> TBD

**Monday, Dec. 25**

USC vs. TBD<sup>HAW</sup> (ESPN2/U) TBD

^ CBS Sports Classic at Smoothie King Center (New Orleans)  
 SEA to be played at Key Arena (Seattle, Wash.)  
 SAC to be played at Golden 1 Center (Sacramento, Calif.)  
 HAW Hawaiian Airlines Diamond Head Classic (Honolulu, Hawaii)  
 SD to be played at The Pentagon (Sioux Falls, South Dakota)  
 Game times listed are Pacific.

**UCLA'S RECORD WHEN ...**

UCLA leads at halftime	6-1
UCLA trails at halftime	2-2
Tied at halftime	0-0
UCLA builds a 10-point lead	7-1
UCLA trails by 10 points	1-2
UCLA leads with five minutes left	7-1
UCLA trails with five minutes left	1-2
There is a tie with five minutes left	0-0
UCLA leads with one minute left	7-1
UCLA trails with one minute left	0-2
There is a tie with one minute left	1-0
UCLA shoots better from the field	7-0
UCLA shoots worse from the field	0-3
UCLA shoots the same from the field	1-0
UCLA shoots 50% or better from the field	3-0
UCLA shoots less than 50% from the field	5-3
OPP shoots 50% or better from the field	0-0
OPP shoots less than 50% from the field	8-3
UCLA makes more 3-point field goals	4-1
UCLA makes fewer 3-point field goals	4-2
Three-point field goals are the same	0-0
UCLA shoots better from 3-point range	4-0
UCLA shoots worse from 3-point range	4-3
UCLA shoots the same from 3-point range	0-0
UCLA shoots > than 40% from 3-point range	3-0
UCLA shoots < than 40% from 3-point range	5-3
OPP shoots > than 40% from 3-point range	3-1
OPP shoots < than 40% from 3-point range	5-2
UCLA makes the same or more free throws	6-1
UCLA makes less free throws	2-2
UCLA attempts the same or more FTs	7-1
UCLA attempts less free throws	1-2
UCLA shoots > than 75% at free-throw line	1-0
UCLA shoots < than 75% at free-throw line	7-3
OPP shoots > than 75% at free-throw line	2-0
OPP shoots < than 75% at free-throw line	6-3
UCLA outrebounds opponent	7-1
UCLA is outrebounded by opponent	1-1
Rebounds are the same	0-1
UCLA has more offensive rebounds	5-1
UCLA has fewer offensive rebounds	2-1
Offensive rebounds are the same	1-1
UCLA has more defensive rebounds	7-1
UCLA has fewer defensive rebounds	1-1
Defensive rebounds are the same	0-1
UCLA commits more fouls	1-3
UCLA commits fewer fouls	7-0
Fouls are the same	0-0
UCLA has more assists	5-1
UCLA has fewer assists	3-2
Assists are the same	0-0
UCLA commits more turnovers	4-2
UCLA commits fewer turnovers	4-1
Turnovers are the same	0-0
UCLA has more blocks	8-2
UCLA has fewer blocks	0-1
Blocks are the same	0-0
UCLA has more steals	4-1
UCLA has fewer steals	3-2
Steals are the same	1-0

UCLA's starting frontline outscorers OPP's	7-2
OPP's starting frontline outscorers UCLA's	1-1
Frontline scoring is the same	0-0
UCLA's starting backcourt outscorers OPP's	4-2
OPP's starting backcourt outscorers UCLA's	4-1
Backcourt scoring is the same	0-0
UCLA's bench outscorers OPP's bench	3-1
OPP's bench outscorers UCLA's bench	5-2
Bench scoring is the same	0-0
Record on Mondays	0-1
Record on Tuesdays	2-0
Record on Wednesdays	2-0
Record on Thursdays	0-0
Record on Fridays	1-0
Record on Saturdays	1-2
Record on Sundays	2-0
Record in November	6-1
Record in December	2-2
Record in January	0-0
Record in February	0-0
Record in March	0-0
UCLA scores first	5-1
OPP scores first	3-2
UCLA scores fewer than 60 points	0-0
UCLA scores between 60-69 points	1-2
UCLA scores between 70-79 points	2-0
UCLA scores between 80-89 points	2-1
UCLA scores between 90-99 points	1-0
UCLA scores 100 or more points	2-0
OPP scores 100 or more points	1-1
OPP scores between 90-99 points	0-0
OPP scores between 80-89 points	1-0
OPP scores between 70-79 points	2-2
OPP scores between 60-69 points	4-0
OPP scores fewer than 60 points	0-0
The game is decided by 1-2 points	1-0
The game is decided by 3-4 points	2-0
The game is decided by 5-6 points	1-0
The game is decided by 7-9 points	1-1
The game is decided by 10-19 points	1-2
The game is decided by 20-plus points	2-0
UCLA has one double-figure scorer	0-0
UCLA has two double-figure scorers	0-1
UCLA has three double-figure scorers	0-1
UCLA has four double-figure scorers	4-1
UCLA has five double-figure scorers	3-0
UCLA has six double-figure scorers	1-0
UCLA has seven double-figure scorers	0-0
OPP has zero double-figure scorers	0-0
OPP has one double-figure scorer	0-0
OPP has two double-figure scorers	1-0
OPP has three double-figure scorers	5-1
OPP has four double-figure scorers	2-1
OPP has five double-figure scorers	0-1
OPP has six double-figure scorers	0-0
OPP has seven double-figure scorers	0-0
UCLA has more double-figure scorers	8-0
UCLA has fewer double-figure scorers	0-3
Double-figure scorers are the same	0-0



## THE LAST TIME . . .

### 100 Points Scored

By UCLA	106 vs. Detroit Mercy (12/3/17)
By Opponent	100 vs. Creighton (11/20/17)

### 40+ Point Victory

By UCLA	41 (107-66) at Washington (2/4/17)
By Opponent	41 (109-68) vs. North Carolina (11/27/97)

### 30+ Point Victory

By UCLA	33 (106-73) vs. Detroit Mercy (12/3/17)
By Opponent	32 (71-39) at Utah (1/4/15)

### 20+ Point Victory

By UCLA	33 (106-73) vs. Detroit Mercy (12/3/17)
By Opponent	24 (95-71) vs. USC (3/9/16)

### Overtime Game

UCLA Win	106-101 vs. Central Arkansas (11/15/17)
UCLA Loss	69-78 at Michigan (12/9/17)

### Double Overtime Game

UCLA Win	86-81 vs. Stanford (1/8/15)
UCLA Loss	93-96 at Washington (1/1/16)

### Six or More Players in Double-Figure Scoring

By UCLA	6 vs. Central Arkansas (11/15/17)
By Opponent	6 vs. Arizona (1/21/17)

### Five or More Players in Double-Figure Scoring

By UCLA	5 vs. South Dakota (12/19/17)
By Opponent	5 vs. Creighton (11/20/17)

### Zero Players Scoring in Double Figures

By UCLA	none since prior to 1991-92
By Opponent	0 vs. CSUN (11/29/15)

### Made 30-39 Field Goals

By UCLA	30-of-66 vs. South Dakota (12/19/17)
By Opponent	30-of-64 at Michigan (12/9/17)

### Made 40-49 Field Goals

By UCLA	42-of-78 vs. USC (2/18/17)
By Opponent	41-of-80 at Duke (2/22/98)

### Made 50 or More Field Goals

By UCLA	none since prior to 1991-92
By Opponent	none since prior to 1991-92

### Made Fewer Than 20 Field Goals

By UCLA	16 at Arizona (2/21/15)
By Opponent	19 vs. Colorado (2/20/16)

### Had 70-79 Field Goal Attempts

By UCLA	72 vs. Detroit Mercy (12/3/17)
By Opponent	70 vs. South Dakota (12/19/17)

### Had 80-89 Field Goal Attempts

By UCLA	84 vs. Cal State Fullerton (11/16/09)
By Opponent	83 vs. UC Santa Barbara (12/14/16)

### Had 90-99 Field Goal Attempts

By UCLA	91 vs. Cincinnati (3/17/02)
By Opponent	none since prior to 1991-92

### Had Fewer Than 40 Field Goal Attempts

By UCLA	39 vs. Oregon State (2/12/11)
By Opponent	39 at Oregon State (1/2/09)

### Shot 50 Percent Or Better From The Field

By UCLA	52.8 (38-72) vs. Detroit Mercy (12/3/17)
By Opponent	50.0 (28-56) vs. Arizona (3/10/17)

### Shot 60 Percent Or Better From The Field

By UCLA	62.7 (37-59) vs. Kent State (3/17/17)
By Opponent	61.2 (30-49) at Stanford (2/27/16)

### Shot Less Than 30 Percent From The Field

By UCLA	28.1 (15-52) at Utah (1/4/15)
By Opponent	29.9 (20-67) vs. CSU Bakersfield (11/29/17)

### Made 10 or More 3-Pointers

By UCLA	11-of-29 vs. Cincinnati (12/16/17)
By Opponent	10-of-33 vs. South Dakota (12/19/17)

### Made 15 or More 3-Pointers

By UCLA	16-of-27 vs. Arizona State (1/19/17)
By Opponent	18-of-35 vs. Central Arkansas (11/15/17)

### Made Zero 3-Pointers

By UCLA	0-for-14 vs. Stanford (2/3/00)
By Opponent	0-for-13 vs. California (1/3/13)

### Attempted 30 or More 3-Pointers

By UCLA	31 (10-31) vs. Arizona (1/21/17)
By Opponent	33 (10-33) vs. South Dakota (12/19/17)

### Shot Over 60 Percent From 3-Point Range

By UCLA	62.5 (15-24) vs. Michigan (12/10/16)
By Opponent	69.2 (9-13) at Oregon (1/24/15)

### Shot Over 70 Percent From 3-Point Range

By UCLA	76.5 (13-17) vs. Northwestern (11/29/13)
By Opponent	90.9 (10-11) vs. Middle Tennessee State (11/15/11)

### Shot Less Than 20 Percent From 3-Point Range

By UCLA	11.8 (2-17) vs. CSU Bakersfield (11/29/17)
By Opponent	9.1 (1-11) vs. CSUN (11/29/15)

### Made 30-39 Free Throws

By UCLA	31-of-39 vs. CSUN (11/13/16)
By Opponent	30-of-42 vs. Wake Forest (11/25/15)

### Made 40 or More Free Throws

By UCLA	none since prior to 1991-92
By Opponent	none since prior to 1991-92

### Made 5 or Fewer Free Throws

By UCLA	5-of-6 vs. Oregon State (2/12/17)
By Opponent	4-of-6 vs. South Carolina State (11/17/17)

### Had 40+ Free Throw Attempts

By UCLA	26-of-40 vs. UC Irvine (11/26/17)
By Opponent	29-of-45 at Arizona (2/12/16)

### Had 50 or More Free Throw Attempts

By UCLA	38-of-50 at Washington (1/1/16)
By Opponent	none since prior to 1991-92

### Shot 80 Percent or Better From the Free Throw Line

By UCLA	88.5 (23-26) vs. Arizona (3/10/17)
By Opponent	80.0 (16-20) vs. CSU Bakersfield (11/29/17)

### Shot 90 Percent or Better From the Free Throw Line

By UCLA	100.0 (8-8) vs. USC (2/18/17)
By Opponent	90.5 (19-21) vs. Arizona (1/21/17)

### Shot 100 Percent From the Free Throw Line

By UCLA	8-for-8 vs. USC (2/18/17)
By Opponent	3-for-3 vs. Idaho State (12/15/07)

### Had 50-59 Rebounds

By UCLA	51 vs. South Carolina State (11/17/17)
By Opponent	50 vs. UC Santa Barbara (12/14/16)

### Had 60 or More Rebounds

By UCLA	60 vs. Monmouth (11/13/15)
By Opponent	None since prior to 1991-92

### Had 20-29 Assists

By UCLA	22 vs. South Dakota (12/19/17)
By Opponent	21 vs. Central Arkansas (11/15/17)

### Had 30 or More Assists

By UCLA	30 vs. Arizona State (1/19/17)
By Opponent	None since prior to 1991-92

### Had 10 or More Blocks

By UCLA	10 vs. UC Santa Barbara (12/14/16)
By Opponent	13 vs. Kentucky (12/20/14)

### Had 15 or More Steals

By UCLA	15 vs. Long Beach State (11/23/14)
By Opponent	16 vs. Monmouth (11/13/15)

### Had 20 or More Steals

By UCLA	20 vs. Wyoming (12/23/08)
By Opponent	22 vs. Maryland (11/27/98)

### Committed at Least 20 Turnovers

By UCLA	20 at Michigan (12/9/17)
By Opponent	20 vs. Washington (3/1/17)

### Committed Fewer Than 10 Turnovers

By UCLA	8 vs. Detroit Mercy (12/3/17)
By Opponent	8 vs. Creighton (11/20/17)



## THE LAST TIME . . .

### 30 or More Points Scored

UCLA	32, TJ Leaf, at Washington State (2/1/17)
Opponent	35, Jordan Howard, vs. Central Arkansas (11/15/17)

### 35 or More Points Scored

UCLA	37, Bryce Alford, at Colorado (1/12/17)
Opponent	35, Jordan Howard, vs. Central Arkansas (11/15/17)

### 40 or More Points Scored

UCLA	44, Jason Kapono, at Washington State (1/4/03)
Opponent	40, Eddie House, Arizona State (2/17/00)

### Two or More Players Scored 20+ Points

UCLA	Aaron Holiday (27), Thomas Welsh (22), at Michigan (12/9/17)
Opponent	Moritz Wagner (23), Charles Matthews (20), Michigan (12/9/17)

### Three or More Players Scored 20+ Points

UCLA	L. Ball (22), B. Alford (21), A. Holiday (20), T. Leaf (20) at Washington (2/4/17)
Opponent	J. Brown (22), J. Clarkson (21), E. Ross (20), Missouri (12/7/13)

### Two or More Players Scored 25+ Points

UCLA	N. Powell (27), J. Adams (25), vs. James Madison (11/15/12)
Opponent	C. Douglas-Roberts (28), D. Rose (25), Memphis (4/5/08)

### Made 15 or More Field Goals

UCLA	15 (15-23), Don MacLean, at Arizona (1/11/92)
Opponent	15 (15-22), Eddie House, Arizona State (2/17/00)

### Made 18 or More Field Goals

UCLA	none since prior to 1980-81
Opponent	18 (18-29), Otis Birdsong, Houston (1/2/77)

### Made 6 or More 3-Pointers

UCLA	Bryce Alford, 8-for-14, vs. Washington (3/1/17)
Opponent	Donte Wright, 6-for-11, vs. South Carolina State (11/17/17)

### Made 7 or More 3-Pointers

UCLA	Bryce Alford, 8-for-14, vs. Washington (3/1/17)
Opponent	Jordan Howard, 8-for-15, vs. Central Arkansas (11/15/17)

### Made 8 or More 3-Pointers

UCLA	Bryce Alford, 8-for-14, vs. Washington (3/1/17)
Opponent	Jordan Howard, 8-for-15, vs. Central Arkansas (11/15/17)

### Made 9 or More 3-Pointers

UCLA	Isaac Hamilton, 9-for-14, vs. Arizona State (1/19/17)
Opponent	none since prior to 1996-97

### Made 10 or More 3-Pointers

UCLA	has never occurred
Opponent	has never occurred

### Made 15 or More Field Goals (and 5 or More 3-Pointers)

UCLA	none since prior to 1996-97
Opponent	none since prior to 1996-97

### Made 10 or More Free Throws

UCLA	Aaron Holiday, 10-of-12, vs. Central Arkansas (11/15/17)
Opponent	De'Aaron Fox, 13-of-15, vs. Kentucky (3/24/17)

### Made 15 or More Free Throws

UCLA	Bryce Alford, 17-of-18, at Washington (1/1/16)
Opponent	Andrew Andrews, 17-of-19, at Washington (1/1/16)

### Attempted 20 or More Free Throws

UCLA	none since prior to 1996-97
Opponent	none since prior to 1996-97

### Was Perfect With 15 or More Free Throws

UCLA	Jordan Adams, 16-of-16, vs. UC Irvine (11/13/12)
Opponent	none since prior to 1996-97

### Had 15 or More Rebounds

UCLA	Thomas Welsh, 15, vs. South Carolina State (11/17/17)
Opponent	Ronnie Harrell Jr., 15, vs. Creighton (11/20/17)

### Had 20 or More Rebounds

UCLA	Kevin Love, 21, at Oregon State (1/26/08)
Opponent	Ivan Rabb, 20, vs. California (1/5/17)

### Had 25 or More Rebounds

UCLA	27, Bill Walton, vs. Maryland (12/1/73)
Opponent	none since prior to 1996-97

### Two Players Had 10 or More Rebounds

UCLA	Thomas Welsh (15), Alex Olesinski (10), vs. South Carolina State (11/17/17)
Opponent	Noah Dickerson (15), Sam Timmins (12), Washington (3/1/17)

### Two or More Players Had Double-Doubles

UCLA	T. Welsh (16 p, 11 r), K. Wilkes (20 p, 12 r), vs. Central Arkansas (11/15/17)
Opponent	J. Brown (16p, 10 r), T. Wallace (14p, 10 r), California (2/25/16)

### Shot 100 Percent From the Field (min. 10 attempts)

By UCLA	none since prior to 1991-92
By Opponent	none since prior to 1991-92

### Shot 100 Percent from 3-Point Range (min. 5 attempts)

By UCLA	Aaron Holiday, 5-for-5, vs. Michigan (12/10/16)
By Opponent	Jared Stohl, 5-for-5, Portland (11/26/09)

### Had 10 or More Assists

By UCLA	Aaron Holiday, 11, vs. Kent State (3/17/17)
By Opponent	Jordan McLaughlin, 10, USC (2/4/16)

### Had 10 or More Assists and Zero Turnovers

By UCLA	Bryce Alford, 11 assists, at Arizona State (2/14/16)
By Opponent	Zack Rosen, 10 assists, Pennsylvania (12/10/11)

### Had 15 or More Assists

By UCLA	Darren Collison, 15, at Arizona (2/17/07)
By Opponent	Phil Pressey, 19, Missouri (12/28/12)

### Had 20+ Points and 10+ Rebounds

By UCLA	Thomas Welsh (22 pts, 10 rbs), at Michigan (12/9/17)
By Opponent	Jimmy Hall (20 pts, 15 rbs), vs. Kent State (3/17/17)

### Had 20+ Points and 15+ Rebounds

By UCLA	TJ Leaf (22 pts, 15 rbs), vs. Pacific (11/11/16)
By Opponent	Jimmy Hall (20 pts, 15 rbs), vs. Kent State (3/17/17)

### Had 25+ Points and 15+ Rebounds

By UCLA	Kevon Looney (27 pts, 19 rbs), vs. Stanford (1/8/15)
By Opponent	Shawn Long (26 pts, 16 rbs), Louisiana-Lafayette (12/15/15)

### Had 10+ Points and 10+ Assists

By UCLA	Aaron Holiday (15 pts, 11 ast), vs. Kent State (3/17/17)
By Opponent	T.J. McConnell (10 pts, 11 ast), Arizona (3/13/15)

### Had 15+ Points and 10+ Assists

By UCLA	Aaron Holiday (15 pts, 11 ast), vs. Kent State (3/17/17)
By Opponent	Askia Booker (16 pts, 12 ast), Colorado (2/13/14)

### Had 20+ Points and 10+ Assists

By UCLA	Lonzo Ball (20 pts, 11 ast), vs. Long Beach State (11/20/16)
By Opponent	Draymond Green (23 pts, 10 ast), Michigan State (3/17/11)

### Had 5 or More Steals

By UCLA	Aaron Holiday, 5, vs. Central Arkansas (11/15/17)
By Opponent	Matisse Thybulle, 6, at Washington (2/4/17)

### Had 8 or More Steals

By UCLA	Jordan Adams, 8, vs. Sacramento State (11/18/13)
By Opponent	Quinn Cook, 8, Duke (12/19/13)

### Had 5 or More Blocks

By UCLA	Thomas Welsh, 5, vs. Monmouth (11/13/15)
By Opponent	Josh Huestis, 5, Stanford (2/22/14)

### Had 7 or More Blocks

By UCLA	Tyler Honeycutt, 8, vs. Oregon State (2/12/11)
By Opponent	Jarvis Varnado, 7, vs. Mississippi State (12/12/09)

### Had 20+ Points and 5+ Blocks

By UCLA	Jerome Moiso (22 pts, 5 blocks), vs. Arizona State (1/22/00)
By Opponent	Josh Huestis (22 pts, 5 blocks), Stanford (2/22/14)

### Recorded a Triple-Double

By UCLA	Kyle Anderson (13p, 12r, 11a), vs. Morehead State (11/22/13)
By Opponent	Draymond Green (23p, 11r, 10a), Michigan State (3/17/11)

### Played 45 or More Minutes

By UCLA	Bryce Alford, 48, at Washington, 2-OT (1/1/16)
By Opponent	Dejounte Murray, 47, at Washington, 2-OT (1/1/16)

### Scored 20 or More Points off the Bench

By UCLA	Jaylen Hands, 23, vs. Detroit Mercy (12/3/17)
By Opponent	Mitch Ballock, 22, Creighton (11/20/17)

### Scored 25 or More Points off the Bench

By UCLA	Jordan Adams, 25, vs. James Madison (11/15/12)
By Opponent	Trevor Releford, 34, Alabama (12/28/13)

### Recorded 10 or More Rebounds off the Bench

By UCLA	Alex Olesinski, 10, vs. South Carolina State (11/17/17)
By Opponent	Chimezie Metu, 11, USC (3/9/16)



**Game No. 7 – November 29, 2017**  
**Pauley Pavilion – Los Angeles, Calif.**  
**UCLA 75, CSU Bakersfield 66**

**CSU BAKERSFIELD 66**

NAME	FG	3FG	FT	R	PF	TP	A	MIN
Briggs	1-8	0-1	5-6	6	1	7	2	25
Aly	2-4	0-0	1-2	1	5	5	0	13
Joiner	6-13	4-8	4-4	4	2	20	0	32
Wrapp	0-1	0-1	0-0	6	5	0	3	27
Holden	4-13	2-6	0-0	3	1	10	4	28
Suber	0-1	0-0	0-0	1	1	0	0	2
Davis	1-5	0-2	3-4	4	2	5	0	11
McCall	0-1	0-0	0-0	1	1	0	1	3
Ndoye	0-2	0-0	2-2	2	5	2	0	18
Lee	1-2	0-1	0-0	4	1	2	0	10
Durham	5-17	4-14	1-2	3	1	15	1	31
<b>TOTALS</b>	<b>20-67</b>	<b>10-33</b>	<b>16-20</b>	<b>42</b>	<b>25</b>	<b>66</b>	<b>11</b>	<b>200</b>

**UCLA 75**

NAME	FG	3FG	FT	R	PF	TP	A	MIN
Goloman	5-8	0-1	0-0	6	3	10	1	25
Welsh	4-7	1-1	4-5	10	4	13	0	29
Holiday	7-13	0-5	2-4	7	4	16	6	35
Wilkes	4-11	0-2	3-6	7	4	11	2	26
Ali	2-5	0-2	2-3	3	1	6	2	25
Olesinski	3-4	1-2	1-2	4	1	8	0	22
Hands	0-5	0-2	7-8	4	0	7	4	24
Smith	2-6	0-2	0-0	1	2	4	0	14
<b>TOTALS</b>	<b>27-59</b>	<b>2-17</b>	<b>19-28</b>	<b>45</b>	<b>19</b>	<b>75</b>	<b>15</b>	<b>200</b>

Halftime Score – UCLA 29, CSU Bakersfield 27. Team Rebounds – CSU Bakersfield 7, UCLA 3. Turnovers – UCLA 14, CSU Bakersfield 11. Technicals – None. Attendance: 5,973. Officials – Tony Padilla, Tom O'Neill, Frank Harvey III.

**Game No. 8 – December 3, 2017**  
**Pauley Pavilion – Los Angeles, Calif.**  
**UCLA 106, Detroit Mercy 73**

**DETROIT MERCY 73**

NAME	FG	3FG	FT	R	PF	TP	A	MIN
Ballantyne	0-4	0-2	0-0	2	3	0	2	23
Hogan	4-6	0-0	0-0	3	3	8	0	17
Chatman	5-16	3-8	5-5	7	3	18	1	28
Jackson Jr.	5-10	4-8	0-0	1	2	14	3	33
Allen	7-12	1-4	0-2	3	3	15	3	30
Prince	1-2	0-0	2-2	2	1	4	0	10
Black	0-1	0-1	0-0	0	2	0	1	8
Long	1-2	1-2	0-0	2	0	3	0	6
Eichler	0-0	0-0	0-0	0	0	0	0	2
Ollie	0-0	0-0	1-2	1	0	1	0	2
McFolley	3-7	0-2	0-2	3	1	6	0	18
Blackshear	0-0	0-0	0-1	1	0	0	0	5
Jones	2-5	0-0	0-0	2	2	4	0	18
<b>TOTALS</b>	<b>28-65</b>	<b>9-27</b>	<b>8-14</b>	<b>29</b>	<b>20</b>	<b>73</b>	<b>10</b>	<b>200</b>

**UCLA 106**

NAME	FG	3FG	FT	R	PF	TP	A	MIN
Goloman	2-4	1-1	0-0	5	0	5	5	25
Welsh	3-6	0-0	2-2	9	1	8	0	26
Holiday	4-8	2-5	4-4	4	2	14	3	28
Wilkes	3-7	1-2	2-4	6	2	9	3	19
Ali	8-12	2-3	2-3	3	1	20	4	22
Olesinski	3-5	0-2	1-1	3	3	7	0	19
Hands	8-13	4-7	3-4	9	0	23	4	24
Smith	5-9	1-2	3-4	1	1	14	1	19
Wulff, I.	0-3	0-2	2-2	0	1	2	0	2
Wulff, A.	0-2	0-1	0-0	0	0	0	0	4
Dodson	0-0	0-0	0-0	1	1	0	0	2
Wallace	0-0	0-0	0-0	1	0	0	0	2
Okwarabizie	2-3	0-0	0-0	3	2	4	0	8
<b>TOTALS</b>	<b>38-72</b>	<b>11-25</b>	<b>19-24</b>	<b>47</b>	<b>14</b>	<b>106</b>	<b>20</b>	<b>200</b>

Halftime Score – UCLA 52, Detroit Mercy 35. Team Rebounds – Detroit Mercy 2, UCLA 2. Turnovers – Detroit Mercy 12, UCLA 8. Technicals – UCLA: Jaylen Hands. Attendance: 6,109. Officials – Tony Padilla, Tom O'Neill, Frank Harvey III.

**Game No. 9 – December 9, 2017**  
**Crisler Center – Ann Arbor, Mich.**  
**Michigan 78, UCLA 69 (OT)**

**UCLA 69**

NAME	FG	3FG	FT	R	PF	TP	A	MIN
Goloman	3-5	0-1	1-3	4	4	7	3	30
Welsh	8-12	2-2	4-4	10	1	22	1	40
Holiday	9-17	2-5	7-8	4	3	27	7	43
Wilkes	3-5	0-2	0-1	3	3	6	1	31
Ali	1-5	0-1	1-2	5	2	3	0	27
Olesinski	0-3	0-3	0-0	2	3	0	0	11
Hands	1-6	0-3	2-3	5	2	4	1	26
Smith	0-4	0-1	0-0	6	1	0	0	16
Wulff, A.	0-0	0-0	0-0	0	0	0	0	1
<b>TOTALS</b>	<b>25-57</b>	<b>4-18</b>	<b>15-21</b>	<b>41</b>	<b>19</b>	<b>69</b>	<b>13</b>	<b>225</b>

**MICHIGAN 78**

NAME	FG	3FG	FT	R	PF	TP	A	MIN
Wagner	10-16	3-5	0-3	3	4	23	2	35
Robinson	1-7	0-5	0-0	2	3	2	2	34
Matthews	8-11	2-3	2-10	8	3	20	3	31
Abdur-Rahkman	2-10	2-6	2-2	2	1	8	3	44
Brooks	2-5	1-3	2-2	0	2	7	3	21
Poole	0-3	0-3	1-2	1	0	1	0	11
Simpson	6-9	2-2	1-2	2	1	15	0	24
Livers	0-2	0-2	0-0	7	2	0	1	11
Simmons	0-0	0-0	0-1	0	0	0	1	4
Teske	1-1	0-0	0-0	2	2	2	0	10
<b>TOTALS</b>	<b>30-64</b>	<b>10-29</b>	<b>8-22</b>	<b>30</b>	<b>18</b>	<b>78</b>	<b>15</b>	<b>225</b>

Halftime Score – UCLA 30, Michigan 27. End of Regulation – UCLA 65, Michigan 65. Team Rebounds – Michigan 3, UCLA 2. Turnovers – UCLA 20, Michigan 11. Technicals – None. Attendance: 12,137. Officials – Lamont Simpson, D.J. Carstensen, Kelly Pfeifer.

**Game No. 10 – December 16, 2017**  
**Pauley Pavilion – Los Angeles, Calif.**  
**(25) Cincinnati 77, UCLA 63**

**CINCINNATI 77**

NAME	FG	3FG	FT	R	PF	TP	A	MIN
Briggs	1-8	0-1	5-6	6	1	7	2	25
Aly	2-4	0-0	1-2	1	5	5	0	13
Joiner	6-13	4-8	4-4	4	2	20	0	32
Wrapp	0-1	0-1	0-0	6	5	0	3	27
Holden	4-13	2-6	0-0	3	1	10	4	28
Suber	0-1	0-0	0-0	1	1	0	0	2
Davis	1-5	0-2	3-4	4	2	5	0	11
McCall	0-1	0-0	0-0	1	1	0	1	3
Ndoye	0-2	0-0	2-2	2	5	2	0	18
Lee	1-2	0-1	0-0	4	1	2	0	10
Durham	5-17	4-14	1-2	3	1	15	1	31
<b>TOTALS</b>	<b>20-67</b>	<b>10-33</b>	<b>16-20</b>	<b>42</b>	<b>25</b>	<b>66</b>	<b>11</b>	<b>200</b>

**UCLA 63**

NAME	FG	3FG	FT	R	PF	TP	A	MIN
Goloman	5-8	0-1	0-0	6	3	10	1	25
Welsh	4-7	1-1	4-5	10	4	13	0	29
Holiday	7-13	0-5	2-4	7	4	16	6	35
Wilkes	4-11	0-2	3-6	7	4	11	2	26
Ali	2-5	0-2	2-3	3	1	6	2	25
Olesinski	3-4	1-2	1-2	4	1	8	0	22
Hands	0-5	0-2	7-8	4	0	7	4	24
Smith	2-6	0-2	0-0	1	2	4	0	14
<b>TOTALS</b>	<b>27-59</b>	<b>2-17</b>	<b>19-28</b>	<b>45</b>	<b>19</b>	<b>75</b>	<b>15</b>	<b>200</b>

Halftime Score – Cincinnati 36, UCLA 23. Team Rebounds – UCLA 3, Cincinnati 1. Turnovers – UCLA 18, Cincinnati 9. Technicals – None. Attendance: 10,018. Officials – John Higgins, Chris Rastatter, Nate Harris.

**Game No. 11 – December 19, 2017**  
**Pauley Pavilion – Los Angeles, Calif.**  
**UCLA 85, South Dakota 82**

**SOUTH DAKOTA 82**

NAME	FG	3FG	FT	R	PF	TP	A	MIN
Burch-Manning	2-7	1-2	1-2	5	2	6	0	24
Hagedorn	3-13	2-10	1-4	8	1	9	3	27
Hurst	2-3	1-1	0-0	0	2	5	0	16
Simpson	1-5	0-2	0-0	5	0	2	2	32
Mooney	10-18	3-7	0-0	7	4	23	3	28
Doss	0-0	0-0	0-0	1	0	0	2	4
Armstrong	3-7	3-7	6-7	1	2	15	0	15
Peterson	5-10	0-3	2-3	4	4	12	1	27
Jech	1-2	0-0	0-0	1	0	2	0	4
Power	0-0	0-0	0-0	0	0	0	0	0+
Fuller	2-5	0-1	4-4	6	5	8	0	20
Sparks	0-0	0-0	0-0	2	1	0	0	3
<b>TOTALS</b>	<b>29-70</b>	<b>10-33</b>	<b>14-20</b>	<b>45</b>	<b>21</b>	<b>82</b>	<b>11</b>	<b>200</b>

**UCLA 85**

NAME	FG	3FG	FT	R	PF	TP	A	MIN
Goloman	4-6	0-0	4-5	7	3	12	2	25
Welsh	7-14	3-7	2-2	11	2	19	4	30
Holiday	4-14	1-6	6-8	5	3	15	5	33
Wilkes	2-6	1-3	0-0	3	4	5	2	23
Ali	3-10	0-1	1-3	4	1	7	4	30
Olesinski	2-3	1-2	0-1	2	2	5	2	17
Hands	4-8	2-5	2-4	4	1	12	2	24
Smith	4-5	0-1	2-2	1	2	10	1	18
<b>TOTALS</b>	<b>30-66</b>	<b>8-25</b>	<b>17-25</b>	<b>37</b>	<b>18</b>	<b>85</b>	<b>22</b>	<b>200</b>

Halftime Score – South Dakota 36, UCLA 33. Team Rebounds – South Dakota 5, UCLA 0. Turnovers – South Dakota 15, UCLA 13. Technicals – South Dakota: Matt Mooney. Attendance: 5,767. Officials – David Hall, Rick Randall, Jim Schipper.

## PRINCE ALI (23)

REDSHIRT SOPHOMORE – G – 6-3, 190 – The Bronx, N.Y. (The Sagmont School [FL])

### SEASON/CAREER BEST PERFORMANCES

Category	Season High	Career High
Points	21 vs. UC Irvine (11/26/17)	21 vs. UC Irvine (11/26/17)
Rebounds	5 at Michigan (12/9/17)	5 (twice), last at Michigan (12/9/17)
Assists	4 (twice), last vs. South Dakota (12/19/17)	4 (twice), last vs. South Dakota (12/19/17)
Steals	2 (3 times), last vs. South Dakota (12/19/17)	2 (5 times), last vs. South Dakota (12/19/17)
Blocks	1 (4 times), last vs. South Dakota (12/19/17)	1 (7 times), last vs. South Dakota (12/19/17)
Minutes	33 vs. UC Irvine (11/26/17)	33 vs. UC Irvine (11/26/17)
FG Made	8 vs. Detroit Mercy (12/3/17)	6 vs. UC Irvine (11/26/17)
FG Att.	12 (twice), last vs. Detroit Mercy (12/3/17)	12 (twice), last vs. Detroit Mercy (12/3/17)
3PFG Made	3 vs. UC Irvine (11/26/17)	3 vs. UC Irvine (11/26/17)
3PFG Att.	5 vs. UC Irvine (11/26/17)	5 vs. UC Irvine (11/26/17)
FT Made	6 vs. UC Irvine (11/26/17)	7 vs. Pepperdine (11/19/15)
FT Att.	8 vs. UC Irvine (11/26/17)	8 vs. UC Irvine (11/26/17)

### KEY NOTES ON PRINCE ALI

- Has averaged 10.1 points, 2.5 rebounds and 1.8 assists per game through 11 contests
- Reached the 20-point plateau in victories against UC Irvine (21 points, Nov 26) and Detroit Mercy (20 points, Dec. 3)
- Has scored in double figures in five of UCLA's 11 games, shooting 48.7 percent overall from the field (38 for 78)
- Redshirted in 2016-17 ... had surgery to repair a torn meniscus (left knee) on July 15, 2016 ... with that injury, he was unable to return to action until January 2017
- As a true freshman in 2015-16, averaged 3.9 points and 1.1 rebounds per game, playing in 29 of the Bruins' 32 games

### PRINCE ALI'S 2017-18 GAME-BY-GAME STATISTICS

Opponent	Date	gs	min	Total		3-Pointers		Free throws		Rebounds				Other					pts	avg	
				fg-fga	pct	3fg-fga	pct	ft-fta	pct	off	def	tot	avg	pf	a	t/o	blk	stl			
vs Georgia Tech	11/11/17		20	0-3	.000	0-1	.000	1-2	.500	0	2	2	2.0	1	2	1	0	1	1	1.0	
CENTRAL ARKANSAS	11/15/17		22	4-6	.667	2-3	.667	2-4	.500	0	0	0	1.0	2	2	4	0	1	12	6.5	
SOUTH CAROLINA STAT	11/17/17		15	2-5	.400	1-3	.333	0-4	.000	0	2	2	1.3	3	1	1	1	2	5	6.0	
vs Creighton	11/20/17		25	5-9	.556	2-5	.400	6-8	.750	0	3	3	1.8	5	3	0	1	1	18	9.0	
vs Wisconsin	11/21/17		21	4-6	.667	2-2	1.000	0-0	.000	0	1	1	1.6	2	1	5	0	1	10	9.2	
UC IRVINE	11/26/17	*	33	6-12	.500	3-5	.600	6-8	.750	2	2	4	2.0	4	1	1	0	1	21	11.2	
CSU BAKERSFIELD	11/29/17	*	25	2-5	.400	0-2	.000	2-3	.667	0	3	3	2.1	1	2	2	0	1	6	10.4	
DETROIT MERCY	12/03/17	*	22	8-12	.667	2-3	.667	2-3	.667	1	2	3	2.3	1	4	1	1	2	20	11.6	
at Michigan	12/09/17	*	27	1-5	.200	0-1	.000	1-2	.500	2	3	5	2.6	2	0	4	0	1	3	10.7	
CINCINNATI	12/16/17	*	24	3-5	.600	2-4	.500	0-0	.000	0	1	1	2.4	1	0	1	0	0	8	10.4	
SOUTH DAKOTA	12/19/17	*	30	3-10	.300	0-1	.000	1-3	.333	0	4	4	2.5	1	4	1	1	2	7	10.1	
Totals			6	264	38-78	.487	14-30	.467	21-37	.568	5	23	28	2.5	23	20	21	4	13	111	10.1

### PRINCE ALI'S CAREER STATISTICS

Season	gp-gs	min/avg	Total		3-Point		F-Throws		Rebounds				Other					Scoring		
			fg-fga	pct	fg-fga	pct	ft-fta	pct	off	def	tot	avg	pf	fo	ast	to	blk	stl	pts	avg
2015-16	29-0	342/11.8	40-103	.388	12-40	.300	21-37	.568	5	26	31	1.1	36	0	11	23	3	11	113	3.9
2017-18	11-6	264/24.0	38-78	.487	14-30	.467	21-37	.568	5	23	28	2.5	23	1	20	21	4	13	111	10.1
TOTAL	40-6	606/15.2	78-181	.431	26-70	.371	42-74	.568	10	49	59	1.5	59	1	31	44	7	24	224	5.6

## GYÖRGY "G.G." GOLOMAN (14)

SENIOR – F – 6-11, 225 – Körmend, Hungary (The Sagemont School [FL])

### SEASON/CAREER BEST PERFORMANCES

Category	Season High	Career High
Points	12 (twice), last vs. South Dakota (12/19/17)	12 (3 times), last vs. South Dakota (12/19/17)
Rebounds	7 (3 times), last vs. South Dakota (12/19/17)	8 vs. CSUN (11/13/16)
Assists	5 vs. Detroit Mercy (12/3/17)	5 vs. Detroit Mercy (12/3/17)
Steals	1 (3 times), last vs. Detroit Mercy (12/3/17)	4 at Oregon State (1/22/15)
Blocks	1 (8 times), last vs. Cincinnati (12/16/17)	3 (3 times), last vs. Washington (3/1/17)
Minutes	30 at Michigan (12/9/17)	30 at Michigan (12/9/17)
FG Made	5 vs. CSU Bakersfield (11/29/17)	5 (twice), last vs. CSU Bakersfield (11/29/17)
FG Att.	9 (twice), last vs. UC Irvine (11/26/17)	9 (twice), last vs. UC Irvine (11/26/17)
3PFG Made	1 (3 times), last vs. Detroit Mercy (12/3/17)	2 vs. USC (3/12/15)
3PFG Att.	3 (twice), last vs. UC Irvine (11/26/17)	3 (3 times), last vs. UC Irvine (11/26/17)
FT Made	4 vs. South Dakota (12/19/17)	4 vs. South Dakota (12/19/17)
FT Att.	5 (twice), last vs. South Dakota (12/19/17)	5 (twice), last vs. South Dakota (12/19/17)

### KEY NOTES ON GYÖRGY "G.G." GOLOMAN

- Has averaged 7.5 points and 4.9 rebounds per game through 11 contests
- Tied his career high in points (12) in the team's victories against UC Irvine (Nov. 26) and South Dakota (Dec. 19)
- Played in 35 games as a junior last season, averaging 3.7 points per game (also registered 2.4 rebounds and 0.8 blocks per game)
- Missed the first 17 games of UCLA's 2015-16 season (sophomore), recovering from a stress fracture below the knee in his right leg
- Arrived in the United States (Florida) for his senior year of high school (2013-14) and enrolled at UCLA as a freshman in the summer of 2014

### GYÖRGY "G.G." GOLOMAN'S 2017-18 GAME-BY-GAME STATISTICS

Opponent	Date	gs	min	Total		3-Pointers		Free throws		Rebounds				Scoring							
				fg-fga	pct	3fg-fga	pct	ft-fta	pct	off	def	tot	avg	pf	a	t/o	blk	stl	pts	avg	
vs Georgia Tech	11/11/17	*	28	2-7	.286	0-2	.000	0-0	.000	4	2	6	6.0	3	0	1	1	0	4	4.0	
CENTRAL ARKANSAS	11/15/17	*	19	4-5	.800	0-0	.000	0-4	.000	0	0	0	3.0	1	1	0	1	1	8	6.0	
SOUTH CAROLINA STAT	11/17/17	*	27	3-9	.333	0-3	.000	2-2	1.000	4	3	7	4.3	1	2	0	1	0	8	6.7	
vs Creighton	11/20/17	*	14	1-2	.500	0-0	.000	0-0	.000	1	3	4	4.3	4	1	1	0	0	2	5.5	
vs Wisconsin	11/21/17	*	27	4-5	.800	1-1	1.000	2-3	.667	0	5	5	4.4	5	1	6	1	0	11	6.6	
UC IRVINE	11/26/17	*	19	4-9	.444	1-3	.333	3-5	.600	4	3	7	4.8	3	1	0	1	1	12	7.5	
CSU BAKERSFIELD	11/29/17	*	25	5-8	.625	0-1	.000	0-0	.000	1	5	6	5.0	3	1	1	1	0	10	7.9	
DETROIT MERCY	12/03/17	*	25	2-4	.500	1-1	1.000	0-0	.000	0	5	5	5.0	0	5	0	1	1	5	7.5	
at Michigan	12/09/17	*	30	3-5	.600	0-1	.000	1-3	.333	0	4	4	4.9	4	3	0	0	0	7	7.4	
CINCINNATI	12/16/17	*	18	1-3	.333	0-1	.000	1-2	.500	1	2	3	4.7	4	1	2	1	0	3	7.0	
SOUTH DAKOTA	12/19/17	*	25	4-6	.667	0-0	.000	4-5	.800	3	4	7	4.9	3	2	0	0	0	12	7.5	
Totals			11	257	33-63	.524	3-13	.231	13-24	.542	18	36	54	4.9	31	18	11	8	3	82	7.5

### GYÖRGY "G.G." GOLOMAN'S CAREER STATISTICS

Season	gp-gs	min/avg	Total		3-Point		F-Throws		Rebounds				Scoring							
			fg-fga	pct	fg-fga	pct	ft-fta	pct	off	def	tot	avg	pf	fo	ast	to	blk	stl	pts	avg
2014-15	35-0	377/10.8	19-42	.452	6-12	.500	2-9	.222	8	45	53	1.5	63	0	20	18	10	15	46	1.3
2015-16	15-0	181/12.1	11-33	.333	2-9	.222	6-16	.375	18	23	41	2.7	34	1	4	10	6	5	30	2.0
2016-17	35-5	401/11.5	54-93	.581	1-10	.100	21-33	.636	26	59	85	2.4	69	2	23	23	29	21	130	3.7
2017-18	11-11	257/23.4	33-63	.524	3-13	.231	13-24	.542	18	36	54	4.9	31	1	18	11	8	3	82	7.5
TOTAL	96-16	1216/12.7	117-231	.506	12-44	.273	42-82	.512	70	163	233	2.4	197	4	65	62	53	44	288	3.0



## JAYLEN HANDS (4)

FRESHMAN – G – 6-3, 175 – San Diego, Calif. (Foothills Christian HS)

### SEASON/CAREER BEST PERFORMANCES

Category	Season High	Career High
Points	23 vs. Detroit Mercy (12/3/17)	23 vs. Detroit Mercy (12/3/17)
Rebounds	9 vs. Detroit Mercy (12/3/17)	9 vs. Detroit Mercy (12/3/17)
Assists	6 vs. Central Arkansas (11/15/17)	6 vs. Central Arkansas (11/15/17)
Steals	2 (3 times), last vs. Detroit Mercy (12/3/17)	2 (3 times), last vs. Detroit Mercy (12/3/17)
Blocks	1 (twice), last vs. Cincinnati (12/16/17)	1 (twice), last vs. Cincinnati (12/16/17)
Minutes	34 vs. Central Arkansas (11/15/17)	34 vs. Central Arkansas (11/15/17)
FG Made	9 vs. South Carolina State (11/17/17)	9 vs. South Carolina State (11/17/17)
FG Att.	13 (twice), last vs. Cincinnati (12/16/17)	13 (twice), last vs. Cincinnati (12/16/17)
3PFG Made	4 (twice), last vs. Cincinnati (12/16/17)	4 (twice), last vs. Cincinnati (12/16/17)
3PFG Att.	7 (twice), last vs. Cincinnati (12/16/17)	7 (twice), last vs. Cincinnati (12/16/17)
FT Made	7 vs. CSU Bakersfield (11/29/17)	7 vs. CSU Bakersfield (11/29/17)
FT Att.	8 vs. CSU Bakersfield (11/29/17)	8 vs. CSU Bakersfield (11/29/17)

### KEY NOTES ON JAYLEN HANDS

- Has averaged 12.0 points, 4.5 rebounds and 2.8 assists per game through his first 10 contests
- Tallied a season-best 23 points in the Bruins' victory against Detroit Mercy (Dec. 3), hitting 8 of 13 shots from the field
- Scored 13 of his team-leading 22 points in the final seven minutes of UCLA's win over South Carolina State (Nov. 17)
- Did not play in the win over UC Irvine (Nov. 26) ... missed that contest with a left foot sprain, sustained late in the victory over Wisconsin (Nov. 21)
- Was a McDonald's All-American as a senior at Foothills Christian High School (El Cajon, Calif.) in 2016-17
- Registered 29.2 points, 8.0 rebounds, 5.7 assists and 2.9 steals per game during his senior year at Foothills Christian High School

### JAYLEN HANDS' 2017-18 GAME-BY-GAME STATISTICS

Opponent	Date	gs	min	Total		3-Pointers		Free throws		Rebounds				pf	a	t/o	blk	stl	pts	avg	
				fg-fga	pct	3fg-fga	pct	ft-fta	pct	off	def	tot	avg								
vs Georgia Tech	11/11/17	*	28	4-11	.364	1-1	1.000	5-6	.833	1	3	4	4.0	2	1	2	0	2	14	14.0	
CENTRAL ARKANSAS	11/15/17	*	34	4-8	.500	1-2	.500	1-3	.333	1	6	7	5.5	2	6	4	0	1	10	12.0	
SOUTH CAROLINA STAT	11/17/17	*	27	9-12	.750	3-5	.600	1-2	.500	0	3	3	4.7	1	4	1	0	2	22	15.3	
vs Creighton	11/20/17	*	22	2-8	.250	0-2	.000	0-0	.000	0	3	3	4.3	4	2	2	0	0	4	12.5	
vs Wisconsin	11/21/17	*	26	4-7	.571	2-3	.667	0-0	.000	0	2	2	3.8	1	3	2	0	0	10	12.0	
UC IRVINE	11/26/17		dnp	-	-	-	-	-	-	-	-	-	-	-	-	-	-	-	-	-	
CSU BAKERSFIELD	11/29/17		24	0-5	.000	0-2	.000	7-8	.875	0	4	4	3.8	0	4	3	0	1	7	11.2	
DETROIT MERCY	12/03/17		24	8-13	.615	4-7	.571	3-4	.750	2	7	9	4.6	0	4	1	0	2	23	12.9	
at Michigan	12/09/17		26	1-6	.167	0-3	.000	2-3	.667	1	4	5	4.6	2	1	3	1	0	4	11.8	
CINCINNATI	12/16/17		26	5-13	.385	4-7	.571	0-0	.000	1	3	4	4.6	3	1	4	1	1	14	12.0	
SOUTH DAKOTA	12/19/17		24	4-8	.500	2-5	.400	2-4	.500	0	4	4	4.5	1	2	3	0	0	12	12.0	
Totals			5	261	41-91	.451	17-37	.459	21-30	.700	6	39	45	4.5	16	28	25	2	9	120	12.0

### JAYLEN HANDS' CAREER STATISTICS

Season	gp-gs	min/avg	Total		3-Point		F-Throws		Rebounds				Scoring							
			fg-fga	pct	fg-fga	pct	ft-fta	pct	off	def	tot	avg	pf	fo	ast	to	blk	stl	pts	avg
2017-18	10-5	261/26.1	41-91	.451	17-37	.459	21-30	.700	6	39	45	4.5	16	0	28	25	2	9	120	12.0
TOTAL	10-5	261/26.1	41-91	.451	17-37	.459	21-30	.700	6	39	45	4.5	16	0	28	25	2	9	120	12.0

## AARON HOLIDAY (3)

JUNIOR – G – 6-1, 185 – Chatsworth, Calif. (Campbell Hall HS)

### SEASON/CAREER BEST PERFORMANCES

Category	Season High	Career High
Points	27 at Michigan (12/9/17)	27 at Michigan (12/9/17)
Rebounds	7 vs. CSU Bakersfield (11/29/17)	8 vs. Kentucky (12/3/15)
Assists	7 (4 times), last at Michigan (12/9/17)	11 vs. Kent State (3/19/17)
Steals	5 vs. Central Arkansas (11/15/17)	5 (3 times), last vs. Ohio State (12/17/16)
Blocks	1 (twice), last vs. UC Irvine (11/26/17)	3 vs. McNeese State (12/22/15)
Minutes	43 (twice), last at Michigan (12/9/17)	43 (twice), last at Michigan (12/9/17)
FG Made	9 at Michigan (12/9/17)	9 at Michigan (12/9/17)
FG Att.	17 (twice), last at Michigan (12/9/17)	17 (twice), last at Michigan (12/9/17)
3PFG Made	4 vs. Central Arkansas (11/15/17)	5 vs. Michigan (12/10/16)
3PFG Att.	9 vs. Central Arkansas (11/15/17)	9 vs. Central Arkansas (11/15/17)
FT Made	10 vs. Central Arkansas (11/15/17)	10 vs. Central Arkansas (11/15/17)
FT Att.	12 vs. Central Arkansas (11/15/17)	12 vs. Central Arkansas (11/15/17)

### KEY NOTES ON AARON HOLIDAY

- Has averaged 17.4 points, 3.5 rebounds and 5.4 assists per game through 11 games this season
- Has scored in double figures in 10 of UCLA's 11 games ... in 79 career games, has scored in double figures 54 times
- Scored in double figures in 24 of 36 games last season (sophomore) ... scored in double figures in 20 of 32 games during his freshman campaign (2015-16)
- Totaled a career-high 27 points in an overtime loss at Michigan (Dec. 9) after having scored a previous-career-best 25 points against Creighton (Nov. 20) in Kansas City, Mo.
- Has scored 963 career points, needing just 37 more to reach the 1,000 career point threshold in a UCLA uniform
- Has played in every game through his three seasons ... started all 32 games as a freshman and came off the bench in all 36 contests as a sophomore

### AARON HOLIDAY'S 2017-18 GAME-BY-GAME STATISTICS

Opponent	Date	gs	min	Total		3-Pointers		Free throws		Rebounds				Scoring							
				fg-fga	pct	3fg-fga	pct	ft-fga	pct	off	def	tot	avg	pf	a	t/o	blk	stl	pts	avg	
vs Georgia Tech	11/11/17	*	35	3-9	.333	0-4	.000	5-7	.714	0	3	3	3.0	2	7	4	1	1	11	11.0	
CENTRAL ARKANSAS	11/15/17	*	43	5-15	.333	4-9	.444	10-12	.833	1	5	6	4.5	2	5	5	0	5	24	17.5	
SOUTH CAROLINA STAT	11/17/17	*	32	3-7	.429	2-6	.333	0-0	.000	0	2	2	3.7	2	4	3	0	1	8	14.3	
vs Creighton	11/20/17	*	39	8-17	.471	2-6	.333	7-8	.875	0	2	2	3.3	2	7	1	0	2	25	17.0	
vs Wisconsin	11/21/17	*	35	7-12	.583	2-4	.500	2-3	.667	0	2	2	3.0	3	5	0	0	3	18	17.2	
UC IRVINE	11/26/17	*	36	7-16	.438	1-3	.333	1-3	.333	0	4	4	3.2	2	7	4	1	2	16	17.0	
CSU BAKERSFIELD	11/29/17	*	35	7-13	.538	0-5	.000	2-4	.500	1	6	7	3.7	4	6	4	0	2	16	16.9	
DETROIT MERCY	12/03/17	*	28	4-8	.500	2-5	.400	4-4	1.000	0	4	4	3.8	2	3	2	0	1	14	16.5	
at Michigan	12/09/17	*	43	9-17	.529	2-5	.400	7-8	.875	0	4	4	3.8	3	7	7	0	1	27	17.7	
CINCINNATI	12/16/17	*	37	6-12	.500	3-7	.429	2-2	1.000	0	0	0	3.4	2	3	4	0	0	17	17.6	
SOUTH DAKOTA	12/19/17	*	33	4-14	.286	1-6	.167	6-8	.750	1	4	5	3.5	3	5	2	0	2	15	17.4	
Totals			11	396	63-140	.450	19-60	.317	46-59	.780	3	36	39	3.5	27	59	36	2	20	191	17.4

### AARON HOLIDAY'S CAREER STATISTICS

Season	gp-gs	min/avg	Total		3-Point		F-Throws		Rebounds				Scoring							
			fg-fga	pct	fg-fga	pct	ft-fga	pct	off	def	tot	avg	pf	fo	ast	to	blk	stl	pts	avg
2015-16	32-32	1013/31.7	114-289	.394	39-93	.419	64-88	.727	19	77	96	3.0	103	7	127	92	8	45	331	10.3
2016-17	36-0	949/26.4	150-309	.485	53-129	.411	88-111	.793	12	91	103	2.9	81	2	158	87	6	39	441	12.3
2017-18	11-11	396/36.0	63-140	.450	19-60	.317	46-59	.780	3	36	39	3.5	27	0	59	36	2	20	191	17.4
TOTAL	79-43	2358/29.8	327-738	.443	111-282	.394	198-258	.767	34	204	238	3.0	211	9	344	215	16	104	963	12.2

### UCLA CAREER – AT LEAST 1,000 POINTS, 300 ASSISTS

- Aaron Holiday enters this Saturday's game against Kentucky having totaled 963 career points and 344 assists
- Holiday is currently on pace to become the 13th UCLA player on record to have logged 1,000-plus points and 300-plus assists

Player	Seasons	Points	*Assists	Games	PPG	APG	FG/FGA	FG Pct.
Bryce Alford	2014-2017	1922	537	141	13.6	3.8	584/1443	.405
Toby Bailey	1995-1998	1846	458	129	14.3	3.6	679/1479	.459
Trevor Wilson	1987-1990	1798	308	126	14.3	2.4	706/1417	.498
Charles O'Bannon	1994-1997	1784	313	124	14.4	2.5	684/1271	.538
Bill Walton	1972-1974	1767	316	87	20.3	3.6	747/1147	.651
Darren Collison	2006-2009	1634	577	142	11.5	4.1	563/1185	.475
Tyus Edney	1992-1995	1515	652	125	12.1	5.2	484/1007	.481
Pooh Richardson	1986-1989	1461	833	122	12.0	6.8	600/1170	.513
Earl Watson	1998-2001	1449	607	129	11.2	4.7	518/1150	.450
Isaac Hamilton	2015-2017	1426	321	104	13.7	3.1	538/1202	.448
Roy Hamilton	1976-1979	1355	512	108	12.5	4.7	544/1046	.520
Darrick Martin	1989-1992	1195	636	129	9.3	4.9	405/884	.458
<b>Aaron Holiday</b>	<b>2016-present</b>	<b>963</b>	<b>344</b>	<b>79</b>	<b>12.2</b>	<b>4.4</b>	<b>327/738</b>	<b>.443</b>

\*assists were first consistently recorded at UCLA during the 1972-73 season

**IKENNA OKWARABIZIE (34)**

SENIOR – C – 6-9, 255 – Lagos, Nigeria (Tyler Junior College [TX])

**SEASON/CAREER BEST PERFORMANCES**

Category	Season High	Career High
Points	4 vs. Detroit Mercy (12/3/17)	4 vs. Detroit Mercy (12/3/17)
Rebounds	3 (twice), last vs. Detroit Mercy (12/3/17)	3 (twice), last vs. Detroit Mercy (12/3/17)
Assists	–	–
Steals	1 vs. UC Irvine (11/26/17)	1 vs. UC Irvine (11/26/17)
Blocks	1 vs. UC Irvine (11/26/17)	1 vs. UC Irvine (11/26/17)
Minutes	8 (twice), last vs. Detroit Mercy (12/3/17)	8 (twice), last vs. Detroit Mercy (12/3/17)
FG Made	2 vs. Detroit Mercy (12/3/17)	2 vs. Detroit Mercy (12/3/17)
FG Att.	3 vs. Detroit Mercy (12/3/17)	3 vs. Detroit Mercy (12/3/17)
3PFG Made	–	–
3PFG Att.	1 vs. UC Irvine (11/26/17)	1 vs. UC Irvine (11/26/17)
FT Made	–	1 (twice), last vs. Washington (3/1/17)
FT Att.	–	4 vs. Washington (3/1/17)

**KEY NOTES ON IKENNA OKWARABIZIE (pronounced oak-war-uh-BEE-zee-ay)**

- Has played in 23 career contests over the course of three seasons ... has twice played a career-high eight minutes as a senior this season
- Has averaged 2.0 points and 2.0 rebounds in three games off the bench for UCLA in 2017-18
- Transferred to UCLA in the summer of 2015 after spending his freshman season at Tyler Junior College (Tyler, Texas)
- Spent his final two years of high school in the Midwest (junior year in St. Louis, Mo., and his senior year in Sioux City, Iowa) after growing up in Lagos, Nigeria

**IKENNA OKWARABIZIE'S 2017-18 GAME-BY-GAME STATISTICS**

Opponent	Date	gs	min	Total		3-Pointers		Free throws		Rebounds				pf	a	t/o	blk	stl	pts	avg	
				fg-fga	pct	3fg-fga	pct	ft-fga	pct	off	def	tot	avg								
vs Georgia Tech	11/11/17		dnp	-	-	-	-	-	-	-	-	-	-	-	-	-	-	-	-	-	
CENTRAL ARKANSAS	11/15/17		dnp	-	-	-	-	-	-	-	-	-	-	-	-	-	-	-	-	-	
SOUTH CAROLINA STAT	11/17/17		2	0-0	.000	0-0	.000	0-0	.000	0	0	0	0.0	0	0	0	0	0	0	0.0	
vs Creighton	11/20/17		dnp	-	-	-	-	-	-	-	-	-	-	-	-	-	-	-	-	-	
vs Wisconsin	11/21/17		dnp	-	-	-	-	-	-	-	-	-	-	-	-	-	-	-	-	-	
UC IRVINE	11/26/17		8	1-2	.500	0-1	.000	0-0	.000	0	3	3	1.5	1	0	0	1	1	2	1.0	
CSU BAKERSFIELD	11/29/17		dnp	-	-	-	-	-	-	-	-	-	-	-	-	-	-	-	-	-	
DETROIT MERCY	12/03/17		8	2-3	.667	0-0	.000	0-0	.000	2	1	3	2.0	2	0	0	0	0	4	2.0	
at Michigan	12/09/17		dnp	-	-	-	-	-	-	-	-	-	-	-	-	-	-	-	-	-	
CINCINNATI	12/16/17		2	0-0	.000	0-0	.000	0-0	.000	0	0	0	1.5	0	0	0	0	0	0	1.5	
SOUTH DAKOTA	12/19/17		dnp	-	-	-	-	-	-	-	-	-	-	-	-	-	-	-	-	-	
Totals			0	20	3-5	.600	0-1	.000	0-0	.000	2	4	6	1.5	3	0	0	1	1	6	1.5

**IKENNA OKWARABIZIE'S CAREER STATISTICS**

Season	gp-gs	min/avg	Total		3-Point		F-Throws		Rebounds				Scoring								
			fg-fga	pct	fg-fga	pct	ft-fga	pct	off	def	tot	avg	pf	fo	ast	to	blk	stl	pts	avg	
2015-16	7-0	13/1.9	0-2	.000	0-0	.000	0-0	.000	1	3	4	0.6	4	0	0	2	0	0	0	0	0.0
2016-17	12-0	31/2.6	0-2	.000	0-0	.000	2-6	.333	1	6	7	0.6	4	0	0	3	0	1	1	2	0.2
2017-18	4-0	20/5.0	3-5	.600	0-1	.000	0-0	.000	2	4	6	1.5	3	0	0	0	1	1	6	1.5	
TOTAL	23-0	64/2.8	3-9	.333	0-1	.000	2-6	.333	4	13	17	0.7	11	0	0	5	1	2	8	0.3	

**ALEX OLESINSKI (0)**

REDSHIRT SOPHOMORE – F – 6-10, 220 – Roswell, N.M. (La Lumiere School [IN])

**SEASON/CAREER BEST PERFORMANCES**

Category	Season High	Career High
Points	10 vs. Central Arkansas (11/15/17)	10 vs. Central Arkansas (11/15/17)
Rebounds	10 vs. South Carolina State (11/17/17)	10 vs. South Carolina State (11/17/17)
Assists	2 (twice), last vs. South Dakota (12/19/17)	2 (twice), last vs. South Dakota (12/19/17)
Steals	1 (3 times), last vs. UC Irvine (11/26/17)	1 (8 times), last vs. UC Irvine (11/26/17)
Blocks	2 vs. South Carolina State (11/17/17)	2 vs. South Carolina State (11/17/17)
Minutes	24 vs. Central Arkansas (11/15/17)	24 vs. Central Arkansas (11/15/17)
FG Made	4 vs. South Carolina State (11/17/17)	4 vs. South Carolina State (11/17/17)
FG Att.	5 (twice), last vs. Detroit Mercy (12/3/17)	6 vs. Monmouth (11/13/15)
3PFG Made	1 (5 times), last vs. South Dakota (12/19/17)	1 (6 times), last vs. South Dakota (12/19/17)
3PFG Att.	3 at Michigan (12/9/17)	3 at Michigan (12/9/17)
FT Made	5 vs. Central Arkansas (11/15/17)	5 vs. Central Arkansas (11/15/17)
FT Att.	6 vs. Central Arkansas (11/15/17)	6 vs. Central Arkansas (11/15/17)

**KEY NOTES ON ALEX OLESINSKI**

- Has averaged 5.5 points and 4.3 rebounds in 19.0 minutes per game off the bench for the Bruins
- Scored a career-high 10 points in the team's overtime win against Central Arkansas (Nov. 15)
- Tallied a career-best 10 rebounds in UCLA's victory over South Carolina State (Nov. 17)
- Did not play last season, taking a redshirt year after having missed the first two months of the season with a stress reaction in his left foot
- Has played in 34 career games, including 23 during his freshman season at UCLA (2015-16)

**ALEX OLESINSKI'S 2017-18 GAME-BY-GAME STATISTICS**

Opponent	Date	gs	min	Total		3-Pointers		Free throws		Rebounds				pf	a	t/o	blk	stl	pts	avg
				fg-fga	pct	3fg-fga	pct	ft-fa	pct	off	def	tot	avg							
vs Georgia Tech	11/11/17		14	2-3	.667	0-0	.000	1-2	.500	0	2	2	2.0	3	0	1	1	0	5	5.0
CENTRAL ARKANSAS	11/15/17		24	2-4	.500	1-2	.500	5-6	.833	2	5	7	4.5	2	1	0	0	1	10	7.5
SOUTH CAROLINA STAT	11/17/17		22	4-5	.800	0-1	.000	0-0	.000	5	5	10	6.3	2	2	3	2	1	8	7.7
vs Creighton	11/20/17		21	1-2	.500	0-0	.000	0-0	.000	0	2	2	5.3	3	0	0	1	0	2	6.3
vs Wisconsin	11/21/17		17	2-3	.667	1-2	.500	1-2	.500	1	1	2	4.6	3	1	0	0	0	6	6.2
UC IRVINE	11/26/17		20	2-4	.500	0-1	.000	1-1	1.000	2	4	6	4.8	1	0	0	0	1	5	6.0
CSU BAKERSFIELD	11/29/17		22	3-4	.750	1-2	.500	1-2	.500	2	2	4	4.7	1	0	1	1	0	8	6.3
DETROIT MERCY	12/03/17		19	3-5	.600	0-2	.000	1-1	1.000	1	2	3	4.5	3	0	1	0	0	7	6.4
at Michigan	12/09/17		11	0-3	.000	0-3	.000	0-0	.000	0	2	2	4.2	3	0	2	0	0	0	5.7
CINCINNATI	12/16/17		22	1-2	.500	1-2	.500	2-2	1.000	0	7	7	4.5	3	0	0	0	0	5	5.6
SOUTH DAKOTA	12/19/17		17	2-3	.667	1-2	.500	0-1	.000	0	2	2	4.3	2	2	0	1	0	5	5.5
Totals		0	209	22-38	.579	5-17	.294	12-17	.706	13	34	47	4.3	26	6	8	6	3	61	5.5

**ALEX OLESINSKI'S CAREER STATISTICS**

Season	gp-gs	min/avg	Total		3-Point		F-Throws		Rebounds				Scoring							
			fg-fga	pct	fg-fga	pct	ft-fa	pct	off	def	tot	avg	pf	fo	ast	to	blk	stl	pts	avg
2015-16	23-0	161/7.0	7-26	.269	1-7	.143	13-20	.650	21	25	46	2.0	34	0	4	10	0	5	28	1.2
2017-18	11-0	209/19.0	22-38	.579	5-17	.294	12-17	.706	13	34	47	4.3	26	0	6	8	6	3	61	5.5
TOTAL	34-0	370/10.9	29-64	.453	6-24	.250	25-37	.676	34	59	93	2.7	60	0	10	18	6	8	89	2.6

**CHRIS SMITH (5)**

FRESHMAN – G – 6-9, 200 – Chicago, Ill. (Huntington Prep [WV])

**SEASON/CAREER BEST PERFORMANCES**

Category	Season High	Career High
Points	15 vs. South Carolina State (11/17/17)	15 vs. South Carolina State (11/17/17)
Rebounds	6 (twice), last at Michigan (12/9/17)	6 (twice), last at Michigan (12/9/17)
Assists	3 vs. South Carolina State (11/17/17)	3 vs. South Carolina State (11/17/17)
Steals	2 vs. UC Irvine (11/26/17)	2 vs. UC Irvine (11/26/17)
Blocks	1 (3 times), last vs. South Dakota (12/19/17)	1 (3 times), last vs. South Dakota (12/19/17)
Minutes	21 vs. South Carolina State (11/17/17)	21 vs. South Carolina State (11/17/17)
FG Made	5 (twice), last vs. Detroit Mercy (12/3/17)	5 (twice), last vs. Detroit Mercy (12/3/17)
FG Att.	9 vs. vs. Detroit Mercy (12/3/17)	9 vs. vs. Detroit Mercy (12/3/17)
3PFG Made	2 vs. South Carolina State (11/17/17)	2 vs. South Carolina State (11/17/17)
3PFG Att.	3 (twice), last vs. Creighton (11/20/17)	3 (twice), last vs. Creighton (11/20/17)
FT Made	3 (3 times), last vs. Detroit Mercy (12/3/17)	3 (3 times), last vs. Detroit Mercy (12/3/17)
FT Att.	5 (twice), last vs. Creighton (11/20/17)	5 (twice), last vs. Creighton (11/20/17)

**KEY NOTES ON CHRIS SMITH**

- Through 11 collegiate games, has averaged 5.6 points and 2.1 rebounds per game coming off the bench
- Scored a season-high 15 points, also contributing three assists and three rebounds, in the team's win over South Carolina State (Nov. 17)
- Has totaled at least 10 points in three games, most recently finishing with 10 points (on 4-of-5 shooting) in the win against South Dakota (Dec. 19)
- Excelled last season as a high school senior at Huntington Prep in West Virginia, averaging 14 points, eight rebounds and six assists per game
- Originally from the Chicago area, spent his first three years of high school at Forth Worth Country Day School (Fort Worth, Texas)

**CHRIS SMITH'S 2017-18 GAME-BY-GAME STATISTICS**

Opponent	Date	gs	min	Total		3-Pointers		Free throws		Rebounds				pf	a	t/o	blk	stl	pts	avg
				fg-fga	pct	3fg-fga	pct	ft-fta	pct	off	def	tot	avg							
vs Georgia Tech	11/11/17		8	0-1	.000	0-0	.000	0-0	.000	0	1	1	1.0	1	0	1	0	0	0	0.0
CENTRAL ARKANSAS	11/15/17		13	3-5	.600	0-0	.000	0-1	.000	3	3	6	3.5	0	1	1	0	0	6	3.0
SOUTH CAROLINA STAT	11/17/17		21	5-7	.714	2-3	.667	3-5	.600	1	2	3	3.3	3	3	2	1	0	15	7.0
vs Creighton	11/20/17		20	2-7	.286	0-3	.000	3-5	.600	0	1	1	2.8	0	0	1	0	0	7	7.0
vs Wisconsin	11/21/17		15	0-2	.000	0-0	.000	2-2	1.000	0	1	1	2.4	1	0	2	1	0	2	6.0
UC IRVINE	11/26/17		19	1-4	.250	0-1	.000	2-4	.500	1	1	2	2.3	1	1	1	0	2	4	5.7
CSU BAKERSFIELD	11/29/17		14	2-6	.333	0-2	.000	0-0	.000	1	0	1	2.1	2	0	0	0	0	4	5.4
DETROIT MERCY	12/03/17		19	5-9	.556	1-2	.500	3-4	.750	0	1	1	2.0	1	1	2	0	0	14	6.5
at Michigan	12/09/17		16	0-4	.000	0-1	.000	0-0	.000	2	4	6	2.4	1	0	1	0	0	0	5.8
CINCINNATI	12/16/17		8	0-1	.000	0-1	.000	0-1	.000	0	0	0	2.2	2	0	2	0	0	0	5.2
SOUTH DAKOTA	12/19/17		18	4-5	.800	0-1	.000	2-2	1.000	1	0	1	2.1	2	1	1	1	0	10	5.6
Totals		0	171	22-51	.431	3-14	.214	15-24	.625	9	14	23	2.1	14	7	14	3	2	62	5.6

**CHRIS SMITH'S CAREER STATISTICS**

Season	gp-gs	min/avg	Total		3-Point		F-Throws		Rebounds				Scoring							
			fg-fga	pct	fg-fga	pct	ft-fta	pct	off	def	tot	avg	pf	fo	ast	to	blk	stl	pts	avg
2017-18	11-0	171/15.5	22-51	.431	3-14	.214	15-24	.625	9	14	23	2.1	14	0	7	14	3	2	62	5.6
TOTAL	11-0	171/15.5	22-51	.431	3-14	.214	15-24	.625	9	14	23	2.1	14	0	7	14	3	2	62	5.6



## THOMAS WELSH (40)

SENIOR – C – 7-0, 255 – Redondo Beach, Calif. (Loyola HS)

### SEASON/CAREER BEST PERFORMANCES

Category	Season High	Career High
Points	22 at Michigan (12/9/17)	22 (twice), last at Michigan (12/9/17)
Rebounds	15 vs. South Carolina State (11/17/17)	16 (3 times), last vs. USC (2/18/17)
Assists	4 (twice), last vs. South Dakota (12/19/17)	4 (twice), last vs. South Dakota (12/19/17)
Steals	2 (3 times), last vs. Wisconsin (11/21/17)	2 (8 times), last vs. Wisconsin (11/21/17)
Blocks	3 (twice), last vs. South Dakota (12/19/17)	5 vs. Monmouth (11/13/15)
Minutes	40 at Michigan (12/9/17)	40 at Michigan (12/9/17)
FG Made	8 (twice), last at Michigan (12/9/17)	10 vs. Cal Poly (11/15/15)
FG Att.	17 vs. Central Arkansas (11/15/17)	17 vs. Central Arkansas (11/15/17)
3PPG Made	3 vs. South Dakota (12/19/17)	3 vs. South Dakota (12/19/17)
3PPG Att.	7 vs. South Dakota (12/19/17)	7 vs. South Dakota (12/19/17)
FT Made	5 vs. UC Irvine (11/26/17)	5 (twice), last vs. UC Irvine (11/26/17)
FT Att.	6 vs. UC Irvine (11/26/17)	6 (3 times), last vs. UC Irvine (11/26/17)

### KEY NOTES ON THOMAS WELSH

- Has averaged 13.2 points, 10.6 rebounds and 1.5 blocks per game through the team's first 11 contests
- Has registered seven double-doubles in 11 games, logging season highs of 22 points (at Michigan) and 15 rebounds (versus South Carolina State)
- Through 110 career games, has shot 55.3 percent from the field and 80.0 percent from the free throw line
- Will enter this Saturday's game having made each of his last 12 free throw attempts (streak began in the first half of the game on Nov. 29)
- Ranks No. 3 on the school's all-time blocked shots list (130 blocks) ... Jelani McCoy leads that UCLA top-10 list (188), followed by Dan Gadzuric (184)
- Has tallied 26 career double-doubles at UCLA ... had 10 as a sophomore, nine as a junior and has seven this year
- Thomas' older brother (Jack) graduated from Santa Clara and his younger brother (Henry) is currently a sophomore on the men's basketball team at Harvard

### THOMAS WELSH'S 2017-18 GAME-BY-GAME STATISTICS

Opponent	Date	gs	min	Total		3-Pointers		Free throws		Rebounds				pf	a	t/o	blk	stl	pts	avg	
				fg-fga	pct	3fg-fga	pct	ft-fa	pct	off	def	tot	avg								
vs Georgia Tech	11/11/17	*	37	5-8	.625	0-0	.000	0-0	.000	3	5	8	8.0	2	0	2	3	2	10	10.0	
CENTRAL ARKANSAS	11/15/17	*	38	8-19	.421	0-1	.000	0-0	.000	5	6	11	9.5	2	3	1	1	2	16	13.0	
SOUTH CAROLINA STAT	11/17/17	*	26	5-9	.556	0-1	.000	3-4	.750	5	10	15	11.3	2	2	1	2	0	13	13.0	
vs Creighton	11/20/17	*	27	5-11	.455	2-3	.667	4-4	1.000	3	10	13	11.8	4	3	1	2	1	16	13.8	
vs Wisconsin	11/21/17	*	36	4-10	.400	1-3	.333	2-3	.667	2	6	8	11.0	1	1	2	0	2	11	13.2	
UC IRVINE	11/26/17	*	32	4-9	.444	0-0	.000	5-6	.833	1	12	13	11.3	1	2	0	1	1	13	13.2	
CSU BAKERSFIELD	11/29/17	*	29	4-7	.571	1-1	1.000	4-5	.800	3	7	10	11.1	4	0	1	0	1	13	13.1	
DETROIT MERCY	12/03/17	*	26	3-6	.500	0-0	.000	2-2	1.000	4	5	9	10.9	1	0	0	2	0	8	12.5	
at Michigan	12/09/17	*	40	8-12	.667	2-2	1.000	4-4	1.000	2	8	10	10.8	1	1	2	2	0	22	13.6	
CINCINNATI	12/16/17	*	35	2-7	.286	0-2	.000	0-0	.000	4	5	9	10.6	3	4	3	0	0	4	12.6	
SOUTH DAKOTA	12/19/17	*	30	7-14	.500	3-7	.429	2-2	1.000	2	9	11	10.6	2	4	3	3	1	19	13.2	
Totals			11	356	55-112	.491	9-20	.450	26-30	.867	34	83	117	10.6	23	20	16	16	10	145	13.2

### THOMAS WELSH'S CAREER STATISTICS

Season	gp-gs	min/avg	Total		3-Point		F-Throws		Rebounds				Scoring							
			fg-fga	pct	fg-fga	pct	ft-fa	pct	off	def	tot	avg	pf	fo	ast	to	blk	stl	pts	avg
2014-15	36-3	565/15.7	62-132	.470	0-0	.000	14-23	.609	54	83	137	3.8	85	1	8	17	39	14	138	3.8
2015-16	31-26	832/26.8	157-266	.590	0-0	.000	34-45	.756	100	163	263	8.5	86	6	17	25	32	8	348	11.2
2016-17	32-32	802/25.1	151-258	.585	1-1	1.000	42-47	.894	70	207	277	8.7	81	4	32	14	43	11	345	10.8
2017-18	11-11	356/32.4	55-112	.491	9-20	.450	26-30	.867	34	83	117	10.6	23	0	20	16	16	10	145	13.2
TOTAL	110-72	2555/23.2	425-768	.553	10-21	.476	116-145	.800	258	536	794	7.2	275	11	77	72	130	43	976	8.9

### UCLA CAREER – AT LEAST 1,000 POINTS, 800 REBOUNDS

- Thomas Welsh will enter Saturday afternoon's game against Kentucky having totaled 976 career points and 794 rebounds
- Welsh is currently on pace to become the 12th UCLA player on record to have logged 1,000-plus points and 800-plus rebounds

Player	Seasons	Points	Rebounds	Games	PPG	RPG	FG/FGA	FG Pct.
Don MacLean	1989-1992	2608	992	127	20.5	7.8	943/1776	.531
Lew Alcindor	1967-1969	2325	1367	88	26.4	15.5	943/1476	.639
Ed O'Bannon	1992-1995	1815	820	117	15.5	7.0	678/1321	.513
J.R. Henderson	1995-1998	1801	818	127	14.2	6.4	677/1234	.549
Trevor Wilson	1987-1990	1798	1001	126	14.3	7.9	706/1417	.498
Bill Walton	1972-1974	1767	1370	87	20.3	15.7	747/1147	.651
David Greenwood	1976-1979	1721	1022	118	14.6	8.7	707/1302	.543
Marques Johnson	1974-1977	1659	897	115	14.4	7.8	688/1211	.568
Sidney Wicks	1969-1971	1423	894	90	15.8	9.9	549/1074	.511
Dan Gadzuric	1999-2002	1287	896	122	10.5	7.3	548/999	.549
Willie Naulls	1954-1956	1225	900	79	15.5	11.4	449/1147	.391
<b>Thomas Welsh</b>	<b>2015-present</b>	<b>976</b>	<b>794</b>	<b>110</b>	<b>8.9</b>	<b>7.2</b>	<b>425/768</b>	<b>.553</b>

**KRIS WILKES (13)**

FRESHMAN – G – 6-8, 195 – Indianapolis, Ind (North Central HS)

**SEASON/CAREER BEST PERFORMANCES**

Category	Season High	Career High
Points	20 vs. Central Arkansas (11/15/17)	20 vs. Central Arkansas (11/15/17)
Rebounds	12 vs. Central Arkansas (11/15/17)	12 vs. Central Arkansas (11/15/17)
Assists	3 vs. Detroit Mercy (12/3/17)	3 vs. Detroit Mercy (12/3/17)
Steals	2 vs. Creighton (11/20/17)	2 vs. Creighton (11/20/17)
Blocks	3 vs. Central Arkansas (11/15/17)	3 vs. Central Arkansas (11/15/17)
Minutes	32 (twice), last vs. Creighton (11/20/17)	32 (twice), last vs. Creighton (11/20/17)
FG Made	8 vs. Central Arkansas (11/15/17)	8 vs. Central Arkansas (11/15/17)
FG Att.	17 vs. Central Arkansas (11/15/17)	17 vs. Central Arkansas (11/15/17)
3PMG Made	4 vs. Georgia Tech (11/11/17)	4 vs. Georgia Tech (11/11/17)
3PMG Att.	6 vs. Georgia Tech (11/11/17)	6 vs. Georgia Tech (11/11/17)
FT Made	8 vs. UC Irvine (11/26/17)	8 vs. UC Irvine (11/26/17)
FT Att.	13 vs. UC Irvine (11/26/17)	13 vs. UC Irvine (11/26/17)

**KEY NOTES ON KRIS WILKES**

- Has averaged 11.6 points and 5.9 rebounds through 11 games ... has also averaged 26.9 minutes per game (has started all 11 games)
- Has scored at least 10 points in seven of 11 contests, including a season-best 20 points in the Bruins' overtime victory against Central Arkansas (Nov. 15)
- Scored in double figures in the Bruins' first four games, averaging 16.8 points during that four-game stretch
- Made his first three three-point attempts in the season-opening win against Georgia Tech in Shanghai, China (Nov. 11), going 4-for-6 in that game from three-point range
- Was a McDonald's All-American as a senior at North Central High School in Indianapolis, Ind. (2017)

**KRIS WILKES' 2017-18 GAME-BY-GAME STATISTICS**

Opponent	Date	gs	min	Total		3-Pointers		Free throws		Rebounds				pf	a	t/o	blk	stl	pts	avg	
				fg-fga	pct	3fg-fga	pct	ft-fta	pct	off	def	tot	avg								
vs Georgia Tech	11/11/17	*	30	6-12	.500	4-6	.667	2-4	.500	2	2	4	4.0	3	1	2	0	0	18	18.0	
CENTRAL ARKANSAS	11/15/17	*	32	8-17	.471	2-3	.667	2-2	1.000	4	8	12	8.0	3	0	1	3	1	20	19.0	
SOUTH CAROLINA STAT	11/17/17	*	26	5-12	.417	1-4	.250	3-7	.429	3	3	6	7.3	1	1	1	1	0	14	17.3	
vs Creighton	11/20/17	*	32	6-12	.500	0-4	.000	3-6	.500	1	5	6	7.0	2	1	1	1	2	15	16.8	
vs Wisconsin	11/21/17	*	23	2-5	.400	0-2	.000	0-0	.000	2	2	4	6.4	5	1	2	0	1	4	14.2	
UC IRVINE	11/26/17	*	26	3-9	.333	0-3	.000	8-13	.615	2	4	6	6.3	0	0	0	1	0	14	14.2	
CSU BAKERSFIELD	11/29/17	*	26	4-11	.364	0-2	.000	3-6	.500	3	4	7	6.4	4	2	2	2	0	11	13.7	
DETROIT MERCY	12/03/17	*	19	3-7	.429	1-2	.500	2-4	.500	1	5	6	6.4	2	3	1	0	1	9	13.1	
at Michigan	12/09/17	*	31	3-5	.600	0-2	.000	0-1	.000	0	3	3	6.0	3	1	1	0	0	6	12.3	
CINCINNATI	12/16/17	*	28	5-13	.385	1-5	.200	1-2	.500	3	5	8	6.2	3	2	2	2	1	12	12.3	
SOUTH DAKOTA	12/19/17	*	23	2-6	.333	1-3	.333	0-0	.000	0	3	3	5.9	4	2	3	1	1	5	11.6	
Totals			11	296	47-109	.431	10-36	.278	24-45	.533	21	44	65	5.9	30	14	16	11	7	128	11.6

**KRIS WILKES' CAREER STATISTICS**

Season	gp-gs	min/avg	Total		3-Point		F-Throws		Rebounds				Scoring							
			fg-fga	pct	fg-fga	pct	ft-fta	pct	off	def	tot	avg	pf	fo	ast	to	blk	stl	pts	avg
2017-18	11-11	296/26.9	47-109	.431	10-36	.278	24-45	.533	21	44	65	5.9	30	1	14	16	11	7	128	11.6
TOTAL	11-11	296/26.9	47-109	.431	10-36	.278	24-45	.533	21	44	65	5.9	30	1	14	16	11	7	128	11.6

## ALEC WULFF (21)

SENIOR – G – 6-3, 190 – Laguna Beach, Calif. (Laguna Beach HS)

### SEASON/CAREER BEST PERFORMANCES

Category	Season High	Career High
Points	3 vs. South Carolina State (11/17/17)	6 vs. UC Riverside (11/30/16)
Rebounds	–	1 vs. Pacific (11/11/16)
Assists	1 vs. South Carolina State (11/17/17)	1 (4 times), last vs. South Carolina State (11/17/17)
Steals	–	1 (twice), last vs. UC Riverside (11/30/16)
Blocks	–	–
Minutes	4 vs. UC Irvine (11/26/17)	4 (twice), last vs. UC Irvine (11/26/17)
FG Made	1 vs. South Carolina State (11/17/17)	2 vs. UC Riverside (11/30/16)
FG Att.	2 vs. Detroit Mercy (12/3/17)	3 vs. UC Riverside (11/30/16)
3PG Made	1 vs. South Carolina State (11/17/17)	2 vs. UC Riverside (11/30/16)
3PG Att.	1 (twice), last vs. Detroit Mercy (12/3/17)	3 vs. UC Riverside (11/30/16)
FT Made	–	–
FT Att.	–	–

### KEY NOTES ON ALEC WULFF

- Has played in 26 career games over four seasons, including four games this season
- Has shot 5-for-12 in his career (41.7%), with all but one of the shot attempts coming from beyond the three-point arc
- Joined the team in the summer of 2014 after having been a standout basketball and volleyball player at Laguna Beach High School (Laguna Beach, Calif.)
- His younger brother, Isaac Wulff, is currently a sophomore on the Bruins' roster

### ALEC WULFF'S 2017-18 GAME-BY-GAME STATISTICS

Opponent	Date	gs	min	Total		3-Pointers		Free throws		Rebounds				pf	a	t/o	blk	stl	pts	avg	
				fg-fga	pct	3fg-fga	pct	ft-fa	pct	off	def	tot	avg								
vs Georgia Tech	11/11/17		dnp	-	-	-	-	-	-	-	-	-	-	-	-	-	-	-	-	-	
CENTRAL ARKANSAS	11/15/17		dnp	-	-	-	-	-	-	-	-	-	-	-	-	-	-	-	-	-	
SOUTH CAROLINA STAT	11/17/17		2	1-1	1.000	1-1	1.000	0-0	.000	0	0	0	0.0	0	1	0	0	0	3	3.0	
vs Creighton	11/20/17		dnp	-	-	-	-	-	-	-	-	-	-	-	-	-	-	-	-	-	
vs Wisconsin	11/21/17		dnp	-	-	-	-	-	-	-	-	-	-	-	-	-	-	-	-	-	
UC IRVINE	11/26/17		4	0-0	.000	0-0	.000	0-0	.000	0	0	0	0.0	0	0	1	0	0	0	1.5	
CSU BAKERSFIELD	11/29/17		dnp	-	-	-	-	-	-	-	-	-	-	-	-	-	-	-	-	-	
DETROIT MERCY	12/03/17		4	0-2	.000	0-1	.000	0-0	.000	0	0	0	0.0	0	0	0	0	0	0	1.0	
at Michigan	12/09/17		1	0-0	.000	0-0	.000	0-0	.000	0	0	0	0.0	0	0	0	0	0	0	0.8	
CINCINNATI	12/16/17		dnp	-	-	-	-	-	-	-	-	-	-	-	-	-	-	-	-	-	
SOUTH DAKOTA	12/19/17		dnp	-	-	-	-	-	-	-	-	-	-	-	-	-	-	-	-	-	
Totals			0	11	1-3	.333	1-2	.500	0-0	.000	0	0	0	0.0	0	1	1	0	0	3	0.8

### ALEC WULFF'S CAREER STATISTICS

Season	gp-gs	min/avg	Total		3-Point		F-Throws		Rebounds				Scoring							
			fg-fga	pct	fg-fga	pct	ft-fa	pct	off	def	tot	avg	pf	fo	ast	to	blk	stl	pts	avg
2014-15	4-0	5/1.3	0-1	.000	0-1	.000	0-0	.000	0	0	0	0.0	0	0	1	0	0	1	0	0.0
2015-16	5-0	7/1.4	2-2	1.000	2-2	1.000	0-0	.000	0	0	0	0.0	0	0	1	0	0	0	6	1.2
2016-17	13-0	24/1.8	2-6	.333	2-6	.333	0-0	.000	0	1	1	0.1	2	0	1	0	0	1	6	0.5
2017-18	4-0	11/2.8	1-3	.333	1-2	.500	0-0	.000	0	0	0	0.0	0	0	1	1	0	0	3	0.8
TOTAL	26-0	47/1.8	5-12	.417	5-11	.455	0-0	.000	0	1	1	0.0	2	0	4	1	0	2	15	0.6

## 2017-18 STARTING LINEUPS & STAT LEADERS

### STARTING LINEUPS

DATE	OPPONENT	W/L	SCORE					
11/11/17	Georgia Tech <sup>1</sup>	W	63-60	Aaron Holiday	Jaylen Hands	Kris Wilkes	G.G. Goloman	Thomas Welsh
11/15/17	Central Arkansas	W (OT)	106-101	Aaron Holiday	Jaylen Hands	Kris Wilkes	G.G. Goloman	Thomas Welsh
11/17/17	South Carolina State	W	96-68	Aaron Holiday	Jaylen Hands	Kris Wilkes	G.G. Goloman	Thomas Welsh
11/20/17	vs. Creighton <sup>2</sup>	L	89-100	Aaron Holiday	Jaylen Hands	Kris Wilkes	G.G. Goloman	Thomas Welsh
11/21/17	vs. Wisconsin <sup>2</sup>	W	72-70	Aaron Holiday	Jaylen Hands	Kris Wilkes	G.G. Goloman	Thomas Welsh
11/26/17	UC Irvine	W	87-63	Aaron Holiday	Prince Ali	Kris Wilkes	G.G. Goloman	Thomas Welsh
11/29/17	CSU Bakersfield	W	75-66	Aaron Holiday	Prince Ali	Kris Wilkes	G.G. Goloman	Thomas Welsh
12/03/17	Detroit Mercy	W	106-73	Aaron Holiday	Prince Ali	Kris Wilkes	G.G. Goloman	Thomas Welsh
12/09/17	at Michigan	L (OT)	69-78	Aaron Holiday	Prince Ali	Kris Wilkes	G.G. Goloman	Thomas Welsh
12/16/17	Cincinnati	L	63-77	Aaron Holiday	Prince Ali	Kris Wilkes	G.G. Goloman	Thomas Welsh
12/19/17	South Dakota	W	85-82	Aaron Holiday	Prince Ali	Kris Wilkes	G.G. Goloman	Thomas Welsh
12/23/17	vs. Kentucky <sup>3</sup>							
12/29/17	Washington State*							
12/31/17	Washington*							
01/04/18	at Stanford*							
01/06/18	at California*							
01/11/18	Utah*							
01/13/18	Colorado*							
01/18/18	at Oregon State*							
01/20/18	at Oregon*							
01/25/18	California*							
01/27/18	Stanford*							
02/03/18	USC*							
02/08/18	at Arizona*							
02/10/18	at Arizona State*							
02/15/18	Oregon State*							
02/17/18	Oregon*							
02/22/18	at Utah*							
02/25/18	at Colorado*							
03/03/18	at USC*							

1 Pac-12 China Game (Shanghai, China)

2 Hall of Fame Classic (Kansas City, Mo.)

3 CBS Sports Classic (New Orleans, La.)

\* Pac-12 Conference game

### STATISTICAL LEADERS

DATE	OPPONENT	W/L	SCORE	POINTS	REBOUNDS	ASSISTS	STEALS	BLOCKS
11/11/17	Georgia Tech <sup>1</sup>	W	63-60	Wilkes 18	Welsh 8	Holiday 7	Hands, Welsh 2	Welsh 3
11/15/17	Central Arkansas	W (OT)	106-101	Holiday 24	Wilkes 12	Hands 6	Holiday 5	Wilkes 3
11/17/17	South Carolina State	W	96-68	Hands 22	Welsh 15	Hands, Holiday 4	Ali, Hands 2	Olesinski, Welsh 2
11/20/17	vs. Creighton <sup>2</sup>	L	89-100	Holiday 25	Welsh 13	Holiday 7	Holiday, Wilkes 2	Welsh 2
11/21/17	vs. Wisconsin <sup>2</sup>	W	72-70	Holiday 18	Welsh 8	Holiday 5	Holiday 3	Goloman, Smith 1
11/26/17	UC Irvine	W	87-63	Ali 21	Welsh 13	Holiday 7	Holiday, Smith 2	five players 1
11/29/17	CSU Bakersfield	W	75-66	Holiday 16	Welsh 10	Holiday 6	Holiday 2	Wilkes 2
12/03/17	Detroit Mercy	W	106-73	Hands 23	Hands, Welsh 9	Goloman 5	Ali, Hands 2	Welsh 2
12/09/17	at Michigan	L (OT)	69-78	Holiday 27	Welsh 10	Holiday 7	Ali, Holiday 1	Welsh 1
12/14/17	Cincinnati	L	63-77	Holiday 17	Welsh 9	Welsh 4	Hands, Wilkes 1	Wilkes 2
12/17/17	South Dakota	W	85-82	Welsh 19	Welsh 11	Holiday 5	Ali, Holiday 2	Welsh 3
12/21/17	vs. Kentucky <sup>3</sup>							
12/29/17	Washington State*							
12/31/17	Washington*							
01/04/18	at Stanford*							
01/06/18	at California*							
01/11/18	Utah*							
01/13/18	Colorado*							
01/18/18	at Oregon State*							
01/20/18	at Oregon*							
01/25/18	California*							
01/27/18	Stanford*							
02/03/18	USC*							
02/08/18	at Arizona*							
02/10/18	at Arizona State*							
02/15/18	Oregon State*							
02/17/18	Oregon*							
02/22/18	at Utah*							
02/25/18	at Colorado*							
03/03/18	at USC*							

1 Pac-12 China Game (Shanghai, China)

2 Hall of Fame Classic (Kansas City, Mo.)

3 CBS Sports Classic (New Orleans, La.)

\* Pac-12 Conference game

**2017-18 POINTS-REBOUNDS-ASSISTS**

<b>OPPONENT</b>	<b>P. ALI</b>	<b>A. DODSON</b>	<b>G. GOLOMAN</b>	<b>J. HANDS</b>	<b>A. HOLIDAY</b>	<b>I. OKWARABIZIE</b>
Georgia Tech (Nov. 11)	1-2-2	DNP	4-6-0	14-4-1	11-3-7	DNP
Central Arkansas (Nov. 15)	12-0-2	DNP	8-0-1	10-7-6	24-6-5	DNP
South Carolina State (Nov. 17)	5-2-1	DNP	8-7-2	22-3-4	8-2-4	0-0-0
vs. Creighton (Nov. 20)	18-3-3	DNP	2-4-1	4-3-2	25-2-7	DNP
vs. Wisconsin (Nov. 21)	10-1-1	DNP	11-5-1	10-2-3	18-2-5	DNP
UC Irvine (Nov. 26)	21-4-1	0-1-0	12-7-1	DNP	16-4-7	2-3-0
CSU Bakersfield (Nov. 29)	6-3-2	DNP	10-6-1	7-4-4	16-7-6	DNP
Detroit Mercy (Dec. 3)	20-3-4	0-1-0	5-5-5	23-9-4	14-4-3	4-3-0
at Michigan (Dec. 9)	3-5-0	DNP	7-4-3	4-5-1	27-4-7	DNP
Cincinnati (Dec. 16)	8-1-0	DNP	3-3-1	14-4-1	17-0-3	0-0-0
South Dakota (Dec. 19)	7-4-4	DNP	12-7-2	12-4-2	15-5-5	DNP
vs. Kentucky (Dec. 23)						
Washington State (Dec. 29)						
Washington (Dec. 31)						
at Stanford (Jan. 4)						
at California (Jan. 6)						
Utah (Jan. 11)						
Colorado (Jan. 13)						
at Oregon State (Jan. 18)						
at Oregon (Jan. 20)						
California (Jan. 25)						
Stanford (Jan. 27)						
USC (Feb. 3)						
at Arizona (Feb. 8)						
at Arizona State (Feb. 10)						
Oregon State (Feb. 15)						
Oregon (Feb. 17)						
at Utah (Feb. 22)						
at Colorado (Feb. 25)						
at USC (March 3)						

**2017-18 POINTS-REBOUNDS-ASSISTS**

<b>OPPONENT</b>	<b>A. OLESINSKI</b>	<b>C. SMITH</b>	<b>J. WALLACE</b>	<b>T. WELSH</b>	<b>K. WILKES</b>	<b>A. WULFF</b>	<b>I. WULFF</b>
Georgia Tech (Nov. 11)	5-2-0	0-1-0	DNP	10-8-0	18-4-1	DNP	DNP
Central Arkansas (Nov. 15)	10-7-1	6-6-1	DNP	16-11-3	20-12-0	DNP	DNP
South Carolina State (Nov. 17)	8-10-2	15-3-3	DNP	13-15-2	14-6-1	3-0-1	DNP
vs. Creighton (Nov. 20)	2-2-0	7-1-0	DNP	16-13-3	15-6-1	DNP	DNP
vs. Wisconsin (Nov. 21)	6-2-1	2-1-0	DNP	11-8-1	4-4-1	DNP	DNP
UC Irvine (Nov. 26)	5-6-0	4-2-1	0-0-0	13-13-2	14-6-0	0-0-0	0-0-0
CSU Bakersfield (Nov. 29)	8-4-0	4-1-0	DNP	13-10-0	11-7-2	DNP	DNP
Detroit Mercy (Dec. 3)	7-3-0	14-1-1	0-1-0	8-9-0	9-6-3	0-0-0	2-0-0
at Michigan (Dec. 9)	0-2-0	0-6-0	DNP	22-10-1	6-3-1	0-0-0	DNP
Cincinnati (Dec. 16)	5-7-0	0-0-0	DNP	4-9-4	12-8-2	DNP	DNP
South Dakota (Dec. 19)	5-2-2	10-1-1	DNP	19-11-4	5-3-2	DNP	DNP
vs. Kentucky (Dec. 23)							
Washington State (Dec. 29)							
Washington (Dec. 31)							
at Stanford (Jan. 4)							
at California (Jan. 6)							
Utah (Jan. 11)							
Colorado (Jan. 13)							
at Oregon State (Jan. 18)							
at Oregon (Jan. 20)							
California (Jan. 25)							
Stanford (Jan. 27)							
USC (Feb. 3)							
at Arizona (Feb. 8)							
at Arizona State (Feb. 10)							
Oregon State (Feb. 15)							
Oregon (Feb. 17)							
at Utah (Feb. 22)							
at Colorado (Feb. 25)							
at USC (March 3)							



# UCLA's SEASON/CAREER STATS

## 2017-18 ROSTER

### SEASON STATISTICS

### CAREER STATISTICS

SUMMARY	gp-gs	min/g	fg%	3fg%	ft%	r/g	a/g	stl	blk	pts/g	gp-gs	min/g	fg%	3fg%	ft%	r/g	a/g	stl	blk	pts/g
Holiday, Aaron	11-11	36.0	.450	.317	.780	3.5	5.4	20	2	17.4	79-43	29.8	.443	.394	.767	3.0	4.4	104	16	12.2
Welsh, Thomas	11-11	32.4	.491	.450	.867	10.6	1.8	10	16	13.2	110-72	23.2	.553	.476	.800	7.2	0.7	43	130	8.9
Hands, Jaylen	10-5	26.1	.451	.459	.700	4.5	2.8	9	2	12.0	10-5	26.1	.451	.459	.700	4.5	2.8	9	2	12.0
Wilkes, Kris	11-11	26.9	.431	.278	.533	5.9	1.3	7	11	11.6	11-11	26.9	.431	.278	.533	5.9	1.3	7	11	11.6
Ali, Prince	11-6	24.0	.487	.467	.568	2.5	1.8	13	4	10.1	40-6	15.2	.431	.371	.568	1.5	0.8	24	7	5.6
Goloman, Gyorgy	11-11	23.4	.524	.231	.542	4.9	1.6	3	8	7.5	96-16	12.7	.506	.273	.512	2.4	0.7	44	53	3.0
Smith, Chris	11-0	15.5	.431	.214	.625	2.1	0.6	2	3	5.6	11-0	15.5	.431	.214	.625	2.1	0.6	2	3	5.6
Olesinski, Alex	11-0	19.0	.579	.294	.706	4.3	0.5	3	6	5.5	34-0	10.9	.453	.250	.676	2.7	0.3	8	6	2.6
Okwarabizie, Ikenna	4-0	5.0	.600	.000	.000	1.5	0.0	1	1	1.5	23-0	2.8	.333	.000	.333	0.7	0.0	2	1	0.3
Wulff, Isaac	2-0	1.5	.000	.000	1.000	0.0	0.0	0	0	1.0	7-0	1.9	.400	.000	.750	0.3	0.0	0	0	1.0
Wulff, Alec	4-0	2.8	.333	.500	.000	0.0	0.3	0	0	0.8	26-0	1.8	.417	.455	.000	0.0	0.2	2	0	0.6
Dodson, Armani	2-0	1.5	.000	.000	.000	1.0	0.0	0	0	0.0	3-0	1.7	1.000	.000	.000	1.0	0.0	0	0	0.7
Wallace, Joseph	2-0	1.5	.000	.000	.000	0.5	0.0	0	0	0.0	2-0	1.5	.000	.000	.000	0.5	0.0	0	0	0.0

SCORING	fg-fga	fg%	3fg-fga	3fg%	ft-fta	ft%	pts	pts/g	fg-fga	fg%	3fg-fga	3fg%	ft-fta	ft%	pts	pts/g
Holiday, Aaron	63-140	.450	19-60	.317	46-59	.780	191	17.4	327-738	.443	111-282	.394	198-258	.767	963	12.2
Welsh, Thomas	55-112	.491	9-20	.450	26-30	.867	145	13.2	425-768	.553	10-21	.476	116-145	.800	976	8.9
Hands, Jaylen	41-91	.451	17-37	.459	21-30	.700	120	12.0	41-91	.451	17-37	.459	21-30	.700	120	12.0
Wilkes, Kris	47-109	.431	10-36	.278	24-45	.533	128	11.6	47-109	.431	10-36	.278	24-45	.533	128	11.6
Ali, Prince	38-78	.487	14-30	.467	21-37	.568	111	10.1	78-181	.431	26-70	.371	42-74	.568	224	5.6
Goloman, Gyorgy	33-63	.524	3-13	.231	13-24	.542	82	7.5	117-231	.506	12-44	.273	42-82	.512	288	3.0
Smith, Chris	22-51	.431	3-14	.214	15-24	.625	62	5.6	22-51	.431	3-14	.214	15-24	.625	62	5.6
Olesinski, Alex	22-38	.579	5-17	.294	12-17	.706	61	5.5	29-64	.453	6-24	.250	25-37	.676	89	2.6
Okwarabizie, Ikenna	3-5	.600	0-1	.000	0-0	.000	6	1.5	3-9	.333	0-1	.000	2-6	.333	8	0.3
Wulff, Isaac	0-3	.000	0-2	.000	2-2	1.000	2	1.0	2-5	.400	0-2	.000	3-4	.750	7	1.0
Wulff, Alec	1-3	.333	1-2	.500	0-0	.000	3	0.8	5-12	.417	5-11	.455	0-0	.000	15	0.6
Dodson, Armani	0-0	.000	0-0	.000	0-0	.000	0	0.0	1-1	1.000	0-0	.000	0-0	.000	2	0.7
Wallace, Joseph	0-0	.000	0-0	.000	0-0	.000	0	0.0	0-0	.000	0-0	.000	0-0	.000	0	0.0

TOTALS	o-reb	d-reb	t-reb	pf	fo	ast	to	a/to	o-reb	d-reb	t-reb	pf	fo	ast	to	a/to
Holiday, Aaron	3	36	39	27	0	59	36	1.6	34	204	238	211	9	344	215	1.6
Welsh, Thomas	34	83	117	23	0	20	16	1.3	258	536	794	275	11	77	72	1.1
Hands, Jaylen	6	39	45	16	0	28	25	1.1	6	39	45	16	0	28	25	1.1
Wilkes, Kris	21	44	65	30	1	14	16	0.9	21	44	65	30	1	14	16	0.9
Ali, Prince	5	23	28	23	1	20	21	1.0	10	49	59	59	1	31	44	0.7
Goloman, Gyorgy	18	36	54	31	1	18	11	1.6	70	163	233	197	4	65	62	1.0
Smith, Chris	9	14	23	14	0	7	14	0.5	9	14	23	14	0	7	14	0.5
Olesinski, Alex	13	34	47	26	0	6	8	0.8	34	59	93	60	0	10	18	0.6
Okwarabizie, Ikenna	2	4	6	3	0	0	0	0.0	4	13	17	11	0	0	5	0.0
Wulff, Isaac	0	0	0	1	0	0	0	0.0	1	1	2	2	0	0	0	0.0
Wulff, Alec	0	0	0	0	0	1	1	1.0	0	1	1	2	0	4	1	4.0
Dodson, Armani	1	1	2	1	0	0	0	0.0	2	1	3	1	0	0	0	0.0
Wallace, Joseph	1	0	1	0	0	0	0	0.0	1	0	1	0	0	0	0	0.0

# 2017-18 OVERALL STATISTICS

Overall: 8-3 Home: 6-1 Away: 0-1 Neutral: 2-1 Pac-12: 0-0

#	Player	gp-gs	min	Total			3-Point		F-Throw		Rebounds												
				avg	fg-fga	fg%	3fg-fga	3fg%	ft-fa	ft%	off	def	tot	avg	pf	dq	a	to	blk	stl	pts	avg	
03	Holiday, Aaron	11-11	396	36.0	63-140	.450	19-60	.317	46-59	.780	3	36	39	3.5	27	0	59	36	2	20	191	17.4	
40	Welsh, Thomas	11-11	356	32.4	55-112	.491	9-20	.450	26-30	.867	34	83	117	10.6	23	0	20	16	16	10	145	13.2	
04	Hands, Jaylen	10-5	261	26.1	41-91	.451	17-37	.459	21-30	.700	6	39	45	4.5	16	0	28	25	2	9	120	12.0	
13	Wilkes, Kris	11-11	296	26.9	47-109	.431	10-36	.278	24-45	.533	21	44	65	5.9	30	1	14	16	11	7	128	11.6	
23	Ali, Prince	11-6	264	24.0	38-78	.487	14-30	.467	21-37	.568	5	23	28	2.5	23	1	20	21	4	13	111	10.1	
14	Goloman, Gyorgy	11-11	257	23.4	33-63	.524	3-13	.231	13-24	.542	18	36	54	4.9	31	1	18	11	8	3	82	7.5	
05	Smith, Chris	11-0	171	15.5	22-51	.431	3-14	.214	15-24	.625	9	14	23	2.1	14	0	7	14	3	2	62	5.6	
00	Olesinski, Alex	11-0	209	19.0	22-38	.579	5-17	.294	12-17	.706	13	34	47	4.3	26	0	6	8	6	3	61	5.5	
34	Okwarabizie, Ikenna	4-0	20	5.0	3-5	.600	0-1	.000	0-0	.000	2	4	6	1.5	3	0	0	0	1	1	6	1.5	
10	Wulff, Isaac	2-0	3	1.5	0-3	.000	0-2	.000	2-2	1.000	0	0	0	0.0	1	0	0	0	0	0	2	1.0	
21	Wulff, Alec	4-0	11	2.8	1-3	.333	1-2	.500	0-0	.000	0	0	0	0.0	0	0	1	1	0	0	3	0.8	
22	Dodson, Armani	2-0	3	1.5	0-0	.000	0-0	.000	0-0	.000	1	1	2	1.0	1	0	0	0	0	0	0	0.0	
30	Wallace, Joseph	2-0	3	1.5	0-0	.000	0-0	.000	0-0	.000	1	0	1	0.5	0	0	0	0	0	0	0	0.0	
Team											6	21	27										
Total.....		0	2250		325-693	.469	81-232	.349	180-268	.672	119	335	454	0.0	195	3	173	148	53	68	911	0.0	
Opponents.....		0	2250		300-715	.420	103-286	.360	135-209	.646	106	291	397	0.0	231	-	145	132	21	73	838	0.0	

## TEAM STATISTICS

	UCLA	OPP	Date	Opponent	Score	Att.	
SCORING	911	838	1	11/11/17	vs Georgia Tech	W 63-60	4011
Points per game	82.8	76.2		11/15/17	CENTRAL ARKANSAS	Wot 106-101	6782
Scoring margin	+6.6	-		11/17/17	SOUTH CAROLINA STATE	W 96-68	7035
FIELD GOALS-ATT	325-693	300-715	2	11/20/17	vs Creighton	L 89-100	10243
Field goal pct	.469	.420	2	11/21/17	vs Wisconsin	W 72-70	10160
3 POINT FG-ATT	81-232	103-286		11/26/17	UC IRVINE	W 87-63	8329
3-point FG pct	.349	.360		11/29/17	CSU BAKERSFIELD	W 75-66	5973
3-pt FG made per game	7.4	9.4		12/03/17	DETROIT MERCY	W 106-73	6109
FREE THROWS-ATT	180-268	135-209		12/09/17	at Michigan	Lot 69-78	12137
Free throw pct	.672	.646		12/16/17	CINCINNATI	L 63-77	10018
F-Throws made per game	16.4	12.3		12/19/17	SOUTH DAKOTA	W 85-82	5767
REBOUNDS	454	397	* = Conference game				
Rebounds per game	41.3	36.1	1 = Pac-12 China Game (Shanghai, China)				
Rebounding margin	+5.2	-	2 = Hall of Fame Classic (Kansas City, Mo.)				
ASSISTS	173	145					
Assists per game	15.7	13.2					
TURNOVERS	148	132					
Turnovers per game	13.5	12.0					
Turnover margin	-1.5	-					
Assist/turnover ratio	1.2	1.1					
STEALS	68	73					
Steals per game	6.2	6.6					
BLOCKS	53	21					
Blocks per game	4.8	1.9					
ATTENDANCE	50013	36551					
Home games-Avg/Game	7-7145	1-12137					
Neutral site-Avg/Game	-	3-8138					

## Score by Periods

	1st	2nd	OT	Totals
UCLA	397	490	24	911
Opponents	383	427	28	838