

Louisville Basketball Quick Facts

Location	Louisville, Ky. 40292
Founded / Enrollment	1798 / 22,000
Nickname / Colors	Cardinals / Red & Black
Conference	Atlantic Coast
Home Court	KFC Yum! Center (22,000)
Interim President	Dr. Greg Postel
Interim Director of Athletics	Vince Tyra
Interim Head Coach	David Padgett (Louisville '08)
UofL & Overall Record	10-2 (first year)
Assistant Coaches	Trent Johnson, Greg Paulus, R.J. Evans
Dir. of Basketball Operations	Michael Bowden
All-Time Record	1,813-903 (104th yr.)
All-Time NCAA Tournament Record	76-43 (42 Appearances, 10 Final Fours, Three NCAA Championships - 1980, 1986, 2013)
Important Phone Numbers	
Athletics Office	(502) 852-5732
Athletics Ticket Office	(502) 852-5151
Basketball Office	(502) 852-6651
Sports Information Office	(502) 852-6581
SID - Kenny Klein, cell	(502) 599-7865
email:	kenny@GoCards.com

2017-18 Schedule / Results

Date	Opponent	Television	Time (ET)	Result
October				
Mon. 30	KENTUCKY WESLEYAN ~ ACCNE			W 101-64
November				
Tues. 7	BELLARMINE ~ ACCNE			W 72-57
Sun. 12	GEORGE MASON RSN			W 72-61
Fri. 17	OMAHA ACCNE			W 87-78
Tues. 21	SOUTHERN ILLINOIS RSN			W 84-42
Fri. 24	ST. FRANCIS ACCNE			W 84-72
Tues. 28	at Purdue *	ESPN		L 57-66
December				
Sun. 3	#rv/24 SETON HALL ESPN2			L 77-79
Wed. 6	SIENA + ESPN2			W 86-60
Sat. 9	INDIANA ESPN			W 71-62
Mon. 11	BRYANT + ESPN2			W 102-59
Sat. 16	vs. Memphis # ESPN2			W 81-72
Wed. 20	ALBANY + ESPN2			W 70-68
Sat. 23	GRAND CANYON ACCNE			W 74-56
Fri. 29	at #16/15 Kentucky	CBS	1:06 p.m.	
January				
Tues. 2	PITTSBURGH ESPN2		9:00 p.m.	
Sat. 6	at Clemson ACCN/WAVE		Noon	
Wed. 10	at Florida State RSN		9:00 p.m.	
Sat. 13	VIRGINIA TECH ESPN/ESPN2		4:00 p.m.	
Tues. 16	at Notre Dame ESPN2		7:00 p.m.	
Sun. 21	BOSTON COLLEGE .ACCN/WHAS		Noon	
Wed. 24	at Miami ESPN2		8:00 p.m.	
Sat. 27	WAKE FOREST ACCN/WAVE		8:00 p.m.	
Wed. 31	at Virginia ESPN2		7:00 p.m.	
February				
Sat. 3	FLORIDA STATE ACCN/WHAS		4:00 p.m.	
Mon. 5	SYRACUSE ESPN		7:00 p.m.	
Thur. 8	GEORGIA TECH ESPN2		7:00 p.m.	
Sun. 11	at Pittsburgh ACCN/WAVE		1:00 p.m.	
Sat. 17	NORTH CAROLINA ESPN		8:00 p.m.	
Wed. 21	at Duke ESPN		9:00 p.m.	
Sat. 24	at Virginia Tech CBS		1:00 p.m.	
March				
Thur. 1	VIRGINIA ACCN/WHAS		8:00 p.m.	
Sat. 3	at NC State ESPN/ESPN2		6:00 p.m.	
Tues. 6-	at ACC Tournament	TBA	TBA	
Sat. 10	(Barclays Center, Brooklyn, NY)			

~ exhibition game

* Big 10/ACC Challenge, West Lafayette, IN
+ Gotham Classic, Louisville, KY

Gotham Classic, Madison Square Garden, New York, NY



LOUISVILLE BASKETBALL

1980, 1986, 2013 NCAA Champions □ 10 NCAA Final Fours □ 42 NCAA Tournament Appearances

Sports Information ♦ University of Louisville ♦ Louisville, KY 40292 ♦ www.GoCards.com
Phone: (502) 852-6581 ♦ Fax: (502) 852-7401 ♦ email: kenny@GoCards.com ♦ Twitter: @KKCards

Louisville Cardinals (10-2) vs. Kentucky Wildcats (9-2)



Friday, Dec. 29 ■ 1:06 p.m. ET ■ Rupp Arena ■ Lexington, Ky.

PROBABLE STARTING LINEUPS

Louisville (10-2)	Ht.	Wt.	Yr.	PPG	RPG	Hometown
F 13 Ray SPALDING	6-10	225	Jr.	10.8	9.6	Louisville, Ky.
F 22 Deng ADEL	6-7	200	Jr.	15.6	3.4	Melbourne, Australia
C 14 Anas MAHMOUD	7-0	230	Sr.	8.8	6.9	Cairo, Egypt
G 0 V.J. KING	6-6	199	So.	9.1	4.0	Cleveland, Ohio
G 4 Quentin SNIDER	6-2	175	Sr.	12.3	3.3	Louisville, Ky.
Kentucky (9-2)	Ht.	Wt.	Yr.	PPG	RPG	Hometown
F 4 Nick RICHARDS	6-11	240	Fr.	8.5	6.5	Kingston, Jamaica
F 5 Kevin KNOX	6-9	215	Fr.	15.7	5.6	Tampa, Fla.
F 25 PJ WASHINGTON	6-7	236	Fr.	9.7	5.4	Dallas, Texas
G 0 Quade GREEN	6-0	180	Fr.	10.2	2.2	Philadelphia, Pa.
G 3 Hamidou DIALLO	6-5	198	Fr.	15.5	4.6	Queens, N.Y.

Head Coach: John Calipari (Clarion '82) 258-55 in ninth year at UK; 661-193 in 26th year overall.

Louisville will play its final non-conference game of the regular season as the Cardinals face intrastate rival Kentucky in Lexington, Ky. on Friday. Louisville won its sixth straight in beating Grand Canyon 74-56 on Dec. 23 in the KFC Yum! Center as Ray Spalding totaled a career-high 21 points and 16 rebounds while also contributing three assists and two blocked shots. It was Spalding's fifth double-double this season and seventh of his career. GCU, which had won four of its last five games entering the contest, was forced into 19 turnovers -- its third-highest of the season -- and scored a season-low point total. Kentucky (9-2), ranked 16th in the AP and 15th in the USA Today polls, has won seven of its last eight games, falling 83-75 to UCLA in New Orleans in its last game on Dec. 23 as Hamidou Diallo led UK with 18 points. The Wildcats' only other loss this season came to Kansas 65-61 on Nov. 14.

GAME FACTS

Site: Rupp Arena (23,500), Lexington, Ky.

Television: CBS (WLKY-TV in Louisville)

Spero Dedes, play-by-play;

Bill Raftery, analyst.

Radio: WKRD (790 AM) Paul Rogers, play-by-play; Bob Valvano, analyst (Sirius channel 83, XM 83, Internet 83)

Series History: UofL trails 16-34 (9-12 in Louisville, 5-18 in Lexington, 2-4 neutral)

Last Meeting: UofL 73, Kentucky 70 (Dec. 21, 2016 at KFC Yum! Center)

UofL National Ranking: unranked (receiving votes in the USA Today & AP polls)

Next UofL Game: Jan. 2 vs. Pittsburgh, KFC Yum! Center, 9:05 p.m. ET (ESPN2)

CARD FILE

■ Louisville is **second in the nation** in blocked shots (8.4 bpg) and ranks 13th in field goal percentage defense (.376) and 37th in scoring defense (64.6 ppg).

■ In winning its last six games, UofL has shot a combined 47 percent from the field, including 38.7 percent from the three-point line (53-of-137), and blocked an average of 9.5 shots.

■ **Quentin Snider** has averaged a team-high 16.0 points, made 12-of-22 three-pointers and handed out 23 assists over the last six games. The Most Outstanding Player of the Gotham Classic, Snider needs **69 points** to become the Cardinals' 68th career 1,000-point scorer.

■ Tri-captain **Anas Mahmoud** matched a career-high with nine blocked shots vs. Albany to games ago, adding nine points and seven rebounds. He moved up to ninth in career blocked shots at UofL (166) and is **second in the nation** in blocks (4.3). He also blocked a career-high nine shots vs. Siena with 17 points and 13 rebounds.

■ Louisville has a **37-6** record during the month of December over the last six years.

■ Louisville is one of just four schools which have won 20 or more games in each of the **last 15 seasons** (also Kansas, Duke and Gonzaga).

■ Louisville achieved a collective 3.083 grade-point average for the 2017 fall semester, with **nine of 14** current student-athletes earning a 3.0 or better GPA (19th consecutive semester with at least a team 3.0 GPA). UofL is one of only two schools in the nation to have perfect men's basketball multi-year Academic Progress Rate (APR) scores each of the past four years. A league-high **six Cardinals** were named to the 2017 All-ACC Academic Team.

■ **About Kentucky** -- Louisville will play its final non-conference game of the regular season as the Cardinals face intrastate rival Kentucky in Lexington, Ky. on Friday. Kentucky (9-2), ranked 16th in the AP and 15th in the USA Today polls, has won four of its last five games, falling 83-75 against UCLA in New Orleans in its last game on Dec. 23 as Hamidou Diallo led UK with 18 points. The Wildcats' only other loss came to Kansas 65-61 on Nov. 14.



Kentucky is 18th in the nation in blocked shots (6.0 per game), 32nd in field goal percentage (.495), and 40th in rebound margin (+6.7). Kentucky is No. 36 in the RPI, No. 22 in the Sagaring Ratings and No. 19 by Ken Pomeroy through Dec. 27. Kevin Knox is the Wildcats' top scorer (15.7 ppg.).

Statistical Comparison		
	UK	UofL
Record	9-2	10-2
Scoring Average.....	80.7	78.8
Points Allowed.....	70.5	64.6
Scoring Margin.....	+10.3	+14.2
FG Percentage.....	.495	.457
Opp. FG Percentage....	.405	.376
3-Pt. Percentage360	.358
FT Percentage680	.754
Rebound Margin	+6.7	+3.2
Turnover Margin	-1.0	+2.6

Louisville trails the all-time series against Kentucky 16-34. UK has won eight of the last 10. The Wildcats hold a 25-12 advantage since the series resumed in 1983. Louisville's last win in the series in Lexington was an 89-75 UofL victory on Jan. 5, 2008.

The 10th-ranked Cardinals won last year's matchup 73-70 over the No. 6 Wildcats in the KFC Yum! Center (12-21-16) as Quentin Snider totaled 22 points, six rebounds and five assists to earn game MVP honors. On the Cardinals' last visit to Lexington, Kentucky won 75-73 (12/26/15) as Damion Lee's (27 points in the game) three-point attempt at the buzzer fell short.

The two teams have met in NCAA Tournament competition on six occasions, with Louisville winning twice. UofL won 80-68 in overtime in the 1983 Mideast Regional championship in Knoxville, Tenn. in a game labeled as the first "Dream Game." The two teams had not met in regular season play for 62 years before the current series was renewed in 1983; the rivals have met all 34 seasons since. UofL has a collective 84-68 all-time record against current members of the SEC.

■ **Cards-Cats Ties** — UofL Assistant Director of Operations Wayne Turner helped Kentucky win the 1996 and 1998 national titles in his four seasons as a player there (1995-99). UK's career leader in steals (238), Turner also worked on UK's staff in 2010-11 while completing his undergraduate degree. He had 11 points, four assists and two steals vs. Louisville as a senior in 1998-99.

□ As a player at Louisville, David Padgett averaged 12.3 points, 5.7 rebounds and made 73.3 percent of his field goals (11-of-15) in three games while playing an average of 22.3 minutes.

□ Kentucky assistant coach Kenny Payne played at Louisville from 1985-89 and totaled 1,083 career points. He was a freshman on the Cardinals' 1986 NCAA Championship team. He averaged 14.5 points, 5.7 rebounds and shot 50.8 percent from the field as a senior. He had 10 points and five rebounds against UK his junior year (12/12/87) and totaled 16 points and five rebounds as a senior (12/31/88).

□ UofL assistant coach Trent Johnson had a 2-4 record against Kentucky in the four years he was the head coach at LSU (2008-12).

□ UofL Interim Director of Athletics Vince Tyra was a four-year baseball letterman (1985-88) and two-time team captain at UK. He started 37 career games as a pitcher for Kentucky, tied for 14th at UK. His father Charlie Tyra was a consensus All-America at UofL, led the Cardinals to the 1956 National Invitation Tournament Championship and is one of four players with his jersey number (No. 8) retired at UofL, along with Wes Unseld, Darrell Griffith and Pervis Ellison.

□ UofL equipment manager Vinny Tatum was a student manager at UK for four years (1990-93).

□ The campuses are 78 miles apart, connected by Interstate 64.

□ Louisville has an 18-15 record all-time in all of its games played on Dec. 29, winning six of its last seven on that date.

2017-18 University of Kentucky Wildcats Men's Basketball Roster

No.	Name	Pos	Ht	Wt	Yr	Hometown / High School
0	Quade Green	G	6-0	180	Fr.	Philadelphia / Neumann-Goretti
1	Sacha Killeya-Jones	F	6-10	221	So.	Chapel Hill, N.C. / Virginia Episcopal
2	Vanderbilt, Jarred	F	6-9	214	Fr.	Houston / Victory Prep Academy
3	Hamidou Diallo	G	6-5	198	R-Fr.	Queens, N.Y. / Putnam Science Academy
4	Nick Richards	F	6-11	240	Fr.	Kingston, Jamaica / The Patrick School
5	Kevin Knox	F	6-9	215	Fr.	Tampa, Fla. / Tampa Catholic
10	Jonny David	G	6-2	183	Jr.	Pittsburgh / Mt. Lebanon
12	Brad Calipari	G	6-0	176	So.	Franklin Lakes, N.J. / MacDuffie School
13	Jemari Baker	G	6-4	182	Fr.	Menifee, Calif. / Eleanor Roosevelt
14	Tai Wynyard	F	6-10	250	R-So.	Auckland, New Zealand / Rangitoto College
22	Shai Gilgeous-Alexander	G	6-6	180	Fr.	Hamilton, Canada / Hamilton Heights
25	PJ Washington	F	6-7	236	Fr.	Dallas / Findlay Prep
30	Dillon Pulliam	G	6-3	195	R-Jr.	Cynthiana, Ky. / Harrison County
32	Wenyen Gabriel	F	6-9	205	So.	Manchester, N.H. / Wilbraham & Monson Academy

Head Coach: John Calipari **Associate Head Coach:** Kenny Payne **Asst. Coaches:** Tony Barbee, Joel Justus

Last Meeting vs. Kentucky

Louisville 73, Kentucky 70
Dec. 21, 2016 -- KFC YUM! CENTER

Louisville 73

Player	min	FG	3FG	FT	Reb	Ast	TO	BL	ST	PF	TP
Johnson	f 26	7-11	0-0	0-1	6	0	1	1	1	3	14
Adel	f 37	5-10	2-3	6-6	6	2	1	0	1	4	18
Mathiang	c 25	0-2	0-0	0-0	5	0	2	2	0	4	0
Snider	g 37	10-19	2-6	0-0	6	5	3	0	2	3	22
Mitchell	g 28	3-12	2-5	5-7	4	1	4	0	0	3	13
King	3	0-1	0-0	0-0	0	0	0	0	0	1	0
Hicks	3	0-0	0-0	0-0	2	0	0	0	0	0	0
Spalding	13	1-2	0-0	4-4	7	1	1	0	0	3	6
Mahmoud	16	0-1	0-0	0-0	3	1	2	2	0	1	0
Levitich	12	0-2	0-0	0-2	1	0	0	0	0	1	0
Team					0						
Totals	200	26-60	6-14	15-20	40	10	14	5	4	23	73

Total FG% 1st H: 14-30 46.7% 2nd H: 12-30 40.0% Game: 43.3%
3-Pt. FG% 1st H: 5-11 45.5% 2nd H: 1-3 33.3% Game: 42.9%
FThrow % 1st H: 6-7 85.7% 2nd H: 9-13 69.2% Game: 75.0%

Kentucky 70

Player	min	FG	3FG	FT	Reb	Ast	TO	BL	ST	PF	TP
Adebayo	f 35	5-6	0-0	1-6	9	1	3	2	1	3	11
Gabriel	f 12	0-2	0-1	2-2	7	0	0	2	1	3	2
Fox	g 34	7-15	1-3	6-10	2	3	4	0	2	3	21
Monk	g 29	6-17	1-9	3-3	3	1	3	0	1	4	16
Briscoe	g 31	1-5	0-0	6-6	5	3	1	0	1	4	8
Mulder	9	2-4	2-3	0-0	0	0	0	0	0	0	6
Humphries	5	0-0	0-0	0-0	0	0	0	0	0	1	0
Hawkins	17	0-2	0-1	0-0	1	1	0	0	0	1	0
Willis	28	2-7	1-5	1-2	9	1	1	0	1	1	6
Team					0						
Totals	200	23-58	5-22	19-29	36	10	13	4	7	20	70

Total FG% 1st H: 13-33 39.4% 2nd H: 10-25 40.0% Game: 39.7%
3-Pt. FG% 1st H: 3-12 25.0% 2nd H: 1-2 20.0% Game: 22.7%
FThrow % 1st H: 11-13 84.6% 2nd H: 8-16 50.0% Game: 65.5%

Score by Periods	1st	2nd	Total	Attendance:
Kentucky	40	30	70	22,783
Louisville	39	34	73	Ties: 10
				Lead Changes: 9

Series vs. Kentucky (Won 16, Last 34)

Date	UL	UK	Date	UL	UK
Feb. 15, 1913 (A)	10	34	Dec. 27, 1997 (A)	79	76
Feb. 7, 1914 (A)	17	22	Dec. 26, 1998 (H)	83	74
Mar. 3, 1914 (H)	13	26	Dec. 18, 1999 (A)	46	76
Jan. 23, 1915 (A)	14	18	Jan. 2, 2001 (H)	62	64
Feb. 27, 1915 (H)	26	15	Dec. 29, 2001 (A)	62	82
Feb. 12, 1916 (A)	26	22	Dec. 28, 2002 (H)	81	63
Feb. 22, 1916 (H)	24	32	Dec. 27, 2003 (A)	65	56
Jan. 17, 1922 (H)	14	38	Dec. 18, 2004 (H)	58	60
Jan. 21, 1922 (A)	22	29	Dec. 17, 2005 (A)	61	73
Mar. 27, 1948 (N)*	57	91	Dec. 16, 2006 (H)	49	61
Mar. 20, 1951 (N)**	68	79	Jan. 5, 2008 (A)	89	75
Mar. 13, 1959 (N)***	76	61	Jan. 4, 2009 (H)	74	71
Mar. 26, 1983 (N) (OT)@80	68	68	Jan. 2, 2010 (A)	62	71
Nov. 26, 1983 (A)	44	65	Dec. 31, 2010 (H)	63	78
Mar. 22, 1984 (A)@	67	72	Dec. 31, 2011 (A)	62	69
Dec. 15, 1984 (H)	71	64	Mar. 31, 2012 (N)^	61	69
Dec. 28, 1985 (A)	64	69	Dec. 29, 2012 (H)	80	77
Dec. 27, 1986 (H)	51	85	Dec. 28, 2013 (A)	66	73
Dec. 12, 1987 (A)	75	76	Mar. 28, 2014 (N)#	69	74
Dec. 31, 1988 (H)	97	75	Dec. 27, 2014 (H)	50	58
Dec. 30, 1989 (A)	86	79	Dec. 26, 2015 (A)	73	75
Dec. 29, 1990 (H)	85	93	Dec. 21, 2016 (H)	73	70
Dec. 28, 1991 (A)	89	103	* Olympic Trials (New York, NY)		
Dec. 12, 1992 (H)	68	88	** NCAA Eastern Region (Raleigh, NC)		
Nov. 27, 1993 (A)	70	78	+NCAA Midwest Regional (Evanston, IL)		
Jan. 1, 1995 (H)	88	86	@NCAA Midwest Regional (Knoxville, TN)		
Dec. 23, 1995 (A)	66	89	^NCAA National Semifinals (New Orleans, LA)		
Dec. 31, 1996 (H)	54	74	#NCAA Midwest Regional (Indianapolis, IN)		

■ **Spalding Shines** — Ray Spalding has pulled down at least eight rebounds in eight of the last nine games. He is sixth in the ACC and 30th in the nation in rebounding, averaging 9.6 per game -- nearly double his average from last season (5.5). Spalding is also among the league leaders in steals (7th, 1.8 per game), blocked shots (5th, 2.3 per game) and offensive rebounding (3rd, 3.6 per game). Spalding has improved his free throw percentage to 70.6 percent this season, up from 54.5 last year ... Spalding, who passed 400 career rebounds vs. Bryant, needs two points for 500 in his career.

2017-18 University of Louisville Cardinals Men's Basketball Roster

No.	Name	Pos.	Ht.	Wt.	Yr.	Exp.	Hometown (Previous School)
0	V.J. King	G/F	6-6	190	So.	1L	Cleveland, Ohio (Paul VI Catholic HS)
1	Lance Thomas	F	6-8	220	Fr.	HS	Norcross, Ga. (Norcross HS)
2	Darius Perry	G	6-2	175	Fr.	HS	Powder Springs, Ga. (Wheeler HS)
3	Jo Griffin	G	6-1	175	Fr.	HS	Crestwood, Ky. (South Oldham HS)
4	Quentin Snider	G	6-2	175	Sr.	3L	Louisville, Ky. (Ballard HS)
5	Malik Williams	F/C	6-11	225	Fr.	HS	Ft. Wayne, Ind. (Snider HS)
12	Jacob Redding	G	6-0	165	Fr.	HS	Ft. Wayne, Ind. (Carroll HS)
13	Ray Spalding	F	6-10	225	Jr.	2L	Louisville, Ky. (Trinity HS)
14	Anas Mahmoud	F	7-0	230	Sr.	3L	Cairo, Egypt (West Oaks Academy)
22	Deng Adel	G/F	6-7	200	Jr.	2L	Melbourne, Australia (Victory Rock Prep)
23	Steven Enoch *	C	6-10	240	Jr.	Tr.	Norwalk, Conn. (Univ. of Connecticut)
24	Dwayne Sutton	F	6-5	200	R-So.	Tr.	Louisville, Ky. (UNC Asheville)
30	Ryan McMahan	G	6-0	175	R-So.	1L	Sarasota, Fla. (Cardinal Mooney HS)
33	Jordan Nwora	F	6-7	215	Fr.	HS	Buffalo, N.Y. (Vermont Academy)

Pronunciation Guide: Adel (uh-DELL), Anas Mahmoud (AH-nuss mah-MOOD), Enoch (EE-knock), Nwora (WOR-uh; silent N). *Enoch will sit out the 2017-18 season after transferring from UConn.

■ **Blockbirds** — Louisville is off to a strong start rejecting shots. The Cardinals are second in the nation, blocking an average of 8.4 shots a game. Anas Mahmoud is second in the nation, averaging 4.3 blocks a game while Ray Spalding is fifth in the ACC and 27th in the nation with 2.3 blocked shots per game. Nine different Cardinals have blocked shots. UofL has produced double-digit blocks in four games this season. Louisville's 15 blocked shots against Omaha were its most in a game since swatting a school-record 18 shots against Holy Cross on Dec. 7, 2003. The Cardinals also blocked 15 shots against Siena on Dec. 6, including a career-high matching nine from Mahmoud. UofL has blocked five or more shots in 11 of its 12 games this season, including 10 vs. Albany two games ago. Louisville has blocked as many as 14 shots in a game on six occasions over the last 18 years, three of which have come this year. Mahmoud has blocked a shot in 65 career games and has moved up to ninth in career blocked shots with 166. Mahmoud is second among current ACC players in career blocks and is 11th among active NCAA Division I career leaders in blocked shots.

■ **Card File** — The Cardinals have some time off for the holidays, leaving after Saturday's game vs. Grand Canyon and returning to practice on Dec. 26 ... Louisville used a 21-3 second-half run to take control against Grand Canyon ... Deng Adel needs 24 points to reach 700 for his career ... Anas Mahmoud needs 13 points to reach 400 for his career ... V.J. King needs nine points to reach 300 for his career ... Quentin Snider needs 69 points to become the Cardinals' 68th career 1,000-point scorer ... Louisville has made at least nine three-pointers in four of its last five games. The Cardinals have made as many as the season-high 14 they buried vs. Memphis on 18 occasions over the last 18 years. UofL made double-digit threes in a game on seven occasions last season and has done it twice this year ... UofL made a season-high 14 three-pointers in 26 attempts (.538) vs. Memphis. The Cardinals have connected on a collective 38.7 percent of their threes over the last six games (53-of-137) ... Louisville has shot a collective 48.7 percent from the field in the second half of its first 12 games, nearly six percentage points better than the 42.8 percent accuracy in the first half ... Louisville's bench has contributed 29 percent of the Cards' scoring this season, an average of 22.5 points per game (270 bench points). Freshman Jordan Nwora has scored in double figures off the bench in five games ... Louisville's 102-59 victory over Bryant was the Cardinals' 140th consecutive win when scoring 85 or more points in regulation. The Cardinals are 110-1 all-time when scoring 100 points ... UofL committed a season-low six turnovers vs. Bryant. The Cardinals have had single-digit turnovers in four games this season and on 49 occasions in the last five years. Louisville is 49th in the nation in fewest turnovers per game (11.8) ... UofL limited Purdue to 33.3 percent shooting from the field on Nov. 28, a team that entered the game shooting 52.0 percent and was 16th in the nation in three-point field goal percentage (.440). Purdue made 5-of-23 three-pointers (.217) ... UofL has connected on less than a third of its shots 45 times since 1986 as it did against Purdue (20-63, .317). The Cardinals are 8-37 in those games ... Louisville is No. 22 in the Sagarin Ratings and 33 by Ken Pomeroy through Dec. 27 ... Senior forward/center Anas Mahmoud, senior guard Quentin Snider and junior guard/forward Deng Adel were selected as team captains for the Cardinals' 2017-18 season.

■ **Happy Holidays** — The Cardinals have enjoyed success in recent years with its first game after Christmas. Louisville has won 18 of its last 24 games played after Christmas, including 11 of the last 16. All but four of those have been UofL home games. The Cardinals fell 61-53 to Virginia on Dec. 28, 2016 in UofL's first game after Christmas last season.

■ **Cardinal Spurts** — Through its first 12 games this season, Louisville has produced 25 runs of 8-0 or better, including runs of 8-0, 9-0 and 12-0 in its last game vs. Grand Canyon. The Cardinals had a season-best 18-0 run against Siena on Dec. 6. Louisville has forced its opponents into 30 scoring droughts of three minutes or more, including droughts of 3:36, 3:02, 4:03 and 4:43 by GCU in its last game. UofL's defense produced a season-best 6:52 period of scoreless defense vs. Siena on Dec. 6.

■ **Pittsburgh Awaits Next** -- Louisville will play its first ACC game of the season as the Cardinals face the Pittsburgh Panthers in the KFC Yum! Center on Tuesday, Jan. 2 (9:05 p.m., ESPNU). Pitt (8-5) has won seven of its last eight, including a 63-59 victory over Towson on Dec. 22 in its last game. The Panthers will play their first ACC game at home against No. 15 Miami on Dec. 30 prior to playing the Cardinals. Pitt is one of the Cardinals' four ACC repeat opponents this season.

Louisville has a 14-5 series advantage over Pittsburgh and the Cardinals have won the last 10 matchups. UofL won both games last season -- prevailing 85-80 in Louisville (1-11-17) as Quentin Snider led the Cardinals with 22 points and five assists and Pitt's Jamel Artis poured in a KFC Yum! Center record 43 points; and posting the largest margin of victory for a road team in ACC history in their 106-51 victory at Pittsburgh (1-24-17).

Louisville Most Career Blocked Shots

Player	Years	Blocks
1. Pervis Ellison	1985-89	374
2. Gorgui Dieng	2010-13	267
3. Charles Jones	1980-84	208
4. Billy Thompson	1982-86	185
5. Rodney McCray	1979-83	178
6. Scooter McCray	1978-83	173
Cornelius Holden	1988-92	173
8. Ricky Gallon	1974-78	171
9. Anas Mahmoud	2014-18	166
10. Terrence Jennings	2008-11	158

Louisville Career Double-Doubles

Player	Date	Points	Rebounds
Ray Spalding (7)			
Grand Canyon (H)	12/23/17	21 pts.,	16 reb.
Indiana (H)	12/9/17	10 pts.,	14 reb.
Siena (H)	12/6/17	10 pts.,	10 reb.
St. Francis (H)	11/24/17	19 pts.,	13 reb.
Omaha (H)	11/17/17	19 pts.,	11 reb.
Syracuse (H)	2/26/17	18 pts.,	11 reb.
North Florida (H)	11/21/15	18 pts.,	12 reb.
Deng Adel (1)			
Southern Illinois (H)	12/10/16	12 pts.,	12 reb.
Anas Mahmoud (2)			
Siena (H)	12/6/17	17 pts.,	13 reb.
Duke (H)	1/14/17	17 pts.,	11 reb.

Louisville in NCAA Statistics

Nat'l. (through Dec. 27)

Rank	Category	Stat
2	Blocked Shots per game	8.4
13	FG Percentage Defense	.376
29	Rebounds per game	40.5
30	Three Point FG Defense	.298
37	Scoring Defense	64.6
43	Free Throw Percentage	.754
43	Scoring Margin	+14.2
43	Defensive Rebounds/game	28.5
49	Fewest Turnovers per game	11.8
59	Turnover Margin	+2.6
65	Personal Fouls per game	16.5

■ **Impressive Academic Performance** -- While the University of Louisville men's basketball team has performed well on the court, the Cardinals have excelled in the classroom as well. The team produced a collective 3.13 grade point average for 2016-17, just below its record 3.40 GPA from the 2013-14 season. Louisville has received an NCAA Public Recognition Award each of the last five years for ranking among the top 10 percent in men's basketball in the Academic Progress Rate, which measures academic eligibility, retention and graduation for student-athletes. The Cardinals had a perfect 1000 APR score for the last four years. Louisville is one of only two schools in the nation to have perfect men's basketball multi-year APR scores each of the past four years. Over the four-year period of the most recent multiyear APR report from 2012-16, Louisville's academic success has come while the men's basketball team won a combined 116 games, capturing the 2013 NCAA championship, and reaching the NCAA Sweet 16 on three occasions.

UofL had a collective 3.083 GPA for the most recent 2017 fall semester and nine of 14 current Cardinals earned a 3.0 or better. The men's basketball team has had a collective 3.0 GPA for 19 consecutive semesters. Louisville placed a league-high six individuals on the 27-member 2017 ACC All-Academic Team, and placed a conference-best seven on the team each of the previous two seasons. Prior to entering the ACC, UofL's men's basketball team earned four straight league Team Academic Excellence Awards, recognizing the highest collective grade-point averages in each of the conference sports (2014 American Athletic Conference, 2011-13 Big East).

■ **Cards Have 15 Straight 20-Win Seasons** — Louisville is one of four Division I schools in the nation which has won 20 or more games in each of the past 15 seasons. Reaching 20 victories during the 2016-17 season and extending their streaks are Kansas (28), Duke (21), Gonzaga (19) and Louisville (15). UofL has won at least 19 games in 43 of the last 47 years.

■ **Top 25 Consistency** -- Louisville is one of just three schools that have been ranked in the final Associated Press poll in each of the past seven years (also Kansas, 17 years; Duke, 10 years). Louisville has appeared in seven consecutive final AP polls from 2011-17, matching the longest streak in school history (also attained from 1977-83). Louisville was one of only three schools in the nation in 2016-17 with its football and men's and women's basketball programs all ranked among the Associated Press' final top 25 teams (men's basketball - 10th AP, 14th USA Today; women's basketball - 13th AP, 12th USA Today; football - 21st AP, 22nd USA Today).

■ **Radio Poder Will Broadcast Six** — Six UofL home men's basketball games will be broadcast this season in Spanish on Radio Poder (Radio Poder (pronounced po-DARE; 1570 AM/101.9 FM in Louisville; 1600 AM/94.1 FM in Shelbyville/Eminence; 1250 AM in Lexington). The remaining two games include: Jan. 27 vs. Wake Forest and Feb. 8 vs. Georgia Tech. Carlos Lucio and Elvis Martinez call the action for the broadcasts in UofL's effort to reach out to the Hispanic community for the last 12 years. All of UofL's home football games over the last 12 years have also been broadcast in Spanish.

■ **Cards vs. Non-Conference Foes** -- Louisville has won 63 of its last 65 non-conference games at home in the KFC Yum! Center, spanning the last eight seasons. The Cardinals won 35 straight over non-conference opponents between falling to Kentucky on Dec. 27, 2014 and its previous home non-conference loss on Dec. 31, 2010 to Kentucky. The other two non-conference losses UofL has suffered in the KFC Yum! Center were a 52-46 setback at the hands of Drexel on Dec. 14, 2010; and 79-77 to Seton Hall on Dec. 3, 2017. In its eighth season in the spectacular KFC Yum! Center, Louisville has an overall 124-16 record in home games, including a 71-4 record against non-conference opponents. The Cardinals have won 27 of their last 28 home games against non-conference opponents, with the loss to Seton Hall on Dec. 3 marring that streak.

■ **21 Sweet 16s for Cards** — Louisville advanced to its 21st NCAA Sweet 16 in 2014-15, its fourth straight. Only four teams have had more Sweet 16 appearances than Louisville's 21 since the NCAA began Sweet 16 records in 1975 (North Carolina 28, Duke 25, Kentucky 25, Kansas 22). The Cardinals have won seven of their last eight regional semifinal games. Louisville has been to at least the Sweet 16 in seven of the last 13 years. Louisville's NCAA Sweet 16 teams: 1975, 1978, 1979, 1980, 1982, 1983, 1984, 1986, 1988, 1989, 1993, 1994, 1996, 1997, 2005, 2008, 2009, 2012, 2013, 2014, 2015. Louisville is one of eight teams that have reached the NCAA Tournament Sweet 16 in four of the last six years for the period from 2012-2017 (also Arizona, Florida, Kansas, Kentucky, Michigan State, North Carolina and Wisconsin).

■ **Cardinals Have Reached 14 Elite Eights** -- Louisville has reached the NCAA Elite Eight on 14 occasions, including five of the last 10 years. Louisville's 14 Elite Eight appearances rank sixth nationally. The NCAA recognizes Elite Eight records since 1951, the first year that all teams in the tournament would be required to win at least one game to advance to the Elite Eight. The Cardinals have a 10-4 record in regional championship games, winning two of their last three. (UofL years in Elite Eight: 1959, 1972, 1975, 1980, 1982, 1983, 1986, 1997, 2005, 2008, 2009, 2012, 2013, 2015).

NCAA Sweet 16 Appearances (since 1975)	
North Carolina	28
Duke	25
Kentucky	25
Kansas	22
Louisville	21

NCAA Elite Eight Appearances (since 1951)	
Kentucky	33
North Carolina	26
Kansas	21
Duke	20
UCLA	20
Louisville	14
Michigan State	13

ATLANTIC COAST CONFERENCE

(ACC standings through Dec. 27)

School	ACC	Overall	Streak
Boston College	1-0	10-3	W 5
Clemson	0-0	11-1	W 7
Florida State	0-0	11-1	W 2
Virginia	0-0	11-1	W 3
Miami	0-0	11-1	W 1
North Carolina	0-0	11-2	W 1
Syracuse	0-0	11-2	W 1
Louisville	0-0	10-2	W 6
Virginia Tech	0-0	10-2	W 1
Notre Dame	0-0	10-3	W 2
NC State	0-0	10-3	W 2
Pittsburgh	0-0	8-5	W 3
Wake Forest	0-0	7-5	L 1
Georgia Tech	0-0	6-6	W 1
Duke	0-1	12-1	W 1

Upcoming ACC Games



Thursday, December 28

North Carolina A&T at Virginia Tech Noon

Friday, December 29

Louisville at Kentucky - CBS 1:00

Saturday, December 30

Florida State at Duke - CBS 2:00

Boston College at Virginia - RSN 2:00

Miami at Pittsburgh - ACCN 4:00

Wake Forest at North Carolina - ESPN2 Noon

Georgia Tech at Notre Dame - ESPN2 2:00

NC State at Clemson - RSN 4:00

Sunday, December 31

Virginia Tech at Syracuse - ESPNU 6:00

Tuesday, January 2

Pittsburgh at Louisville - ESPNU 9:00

Wednesday, January 3

North Carolina at Florida State - ESPN2 7:00

Syracuse at Wake Forest - ESPNU 7:00

Clemson at Boston College - RSN 7:00

NC State at Notre Dame - ACCN 9:00

Virginia at Virginia Tech - ACCN 9:00

Miami at Georgia Tech - RSN 9:00

Louisville in ACC Statistics

Team Statistics	Stat	Rank
Scoring Offense	78.8	7
Scoring Defense	64.6	5
Scoring Margin	+14.2	9
FT Percentage	75.4	4
FG Percentage	45.7	12
FG Pct. Defense	37.6	4
3-Pt. Percentage	35.8	11
3-Pt. Percentage Defense	29.8	4
Rebounding Margin	+3.2	11
Blocked Shots	8.4	1
Assists	13.5	12
Steals	7.6	6
Turnover Margin	+2.6	6
Assists-Turnover Ratio	1.14	9
3FG Made	7.9	7

Scoring		Steals	
14. Deng Adel	15.6	7. Ray Spalding	1.83

Rebounding		Offensive Rebounds	
6. Ray Spalding	9.6	3. Ray Spalding	3.58
15. Anas Mahmoud	6.9		

Blocked Shots		Assists-Turnovers Ratio	
1. Anas Mahmoud	4.33	4. Quentin Snider	2.76
5. Ray Spalding	2.33		

Free Throw Percentage		Minutes Played	
4. Quentin Snider	.889	16. Quentin Snider	32.3
		17. Deng Adel	32.2

■ **Cards Chosen Fifth in ACC Preseason Poll** — UofL was picked to finish fifth in the Atlantic Coast Conference in 2017-18 in a preseason media poll with Duke as the league favorite. Notre Dame senior forward Bonzie Colson was honored as the preseason Player of the Year while Duke freshman guard Marvin Bagley III was chosen the ACC Preseason Rookie of the Year. Louisville's Quentin Snider and Deng Adel were both on the preseason All-ACC Second Team, ranking among the top 10 players in the league. Louisville finished tied for second last season and fourth in each of its first two years in the ACC. The 65th annual ACC Tournament will be played March 6-10 at the Barclays Center in Brooklyn, N.Y.

2017-18 ACC Preseason Media Poll	
1. Duke	9. Georgia Tech
2. North Carolina	10. Syracuse
3. Notre Dame	11. Wake Forest
4. Miami	12. NC State
5. Louisville	13. Clemson
6. Virginia	14. Boston College
7. Virginia Tech	15. Pittsburgh
8. Florida State	

■ **Tickets Available** -- Single-game tickets for the University of Louisville's home men's basketball non-conference games in the KFC Yum! Center are on sale now. Single-game tickets for UofL's Atlantic Coast Conference games are on sale for \$65, with the Feb. 17 game vs. North Carolina tickets for \$65. Upper end seats are available for \$25 for weekday ACC games and \$30 for weekend ACC games. Tickets are on sale at the UofL Ticket Office, located near Gate 2 of Papa John's Cardinal Stadium at 2800 South Floyd Street. The ticket office is open weekdays from 9 a.m. until 5 p.m. Cardinal fans may also purchase tickets by visiting Ticketmaster online at www.ticketmaster.com, calling 1-800-745-3000 or by visiting any Ticketmaster Ticket Center, including the KFC Yum! Center. Convenience fees are applied with Ticketmaster orders. Group Tickets are available for as low as \$20, with information available at gocards.com/mbbgroups.

■ **International Flavor** — Louisville has an international flavor with a pair of starters hailing from foreign countries. Deng Adel was born in the Sudan, grew up in Australia and spent his senior year of high school in Florida. From Cairo, Egypt, Anas Mahmoud played a year at West Oaks Academy in Orlando, Florida before joining UofL.

■ **Effective Defense** — Louisville is 16th in the nation in Ken Pomeroy's adjusted defensive rankings. The Cardinals are second in the nation in blocked shots (8.4 per game), 13th in field goal percentage defense (.376), and 39th in scoring defense (64.6). Louisville held Southern Illinois to 26.6 percent shooting from the field and just 42 points. In its last game, UofL limited Grand Canyon to 56 points, the 43rd time in the last four seasons to hold a team under 60 points, including 11 times below 50. Seven of Louisville's 12 opponents this season have shot below 40 percent from the field, including holding Albany to 36.5 percent shooting two games ago.

■ **Adel Paces Cards** — Deng Adel has been the Cardinals' scoring leader in five games, including most recently sharing that feat with Anas Mahmoud and Quentin Snider with 17 points each against Bryant. Adel, who is 14th in the ACC in scoring averaging 15.6 points per game, has five 20-point scoring efforts in his last 17 games stretching back to the end of last season, including three this season. He has scored at least nine points in every game this season and has 36 career double figure scoring efforts. Four times he has been within two points of his career-high 22 points he scored at Wake Forest last season. A preseason All-ACC selection (second team), Adel is one of 32 individuals included on the prestigious preseason watch list for the Oscar Robertson Trophy, which includes a nation-leading eight representatives from the ACC. He is one of 50 players to watch for the Citizen Naismith Trophy player of the year award.

■ **Favorable Free Throws** -- Louisville has connected on 75.4 percent of the free throws in their first 12 games (43rd in the nation). It is a record pace for the Cardinals, as the UofL record is 75.2 percent at the line in 1974-75 season. Quentin Snider is fourth in the ACC in free throw percentage (.889). Freshman guard Darius Perry made his first 21 free throws before missing against Albany (21-of-22 for the season, .955). The 21 straight free throws to open a UofL career was a record (previous: Will Scott, 20 in 2006-07). Deng Adel is also above 80 percent at the line this season (.810).

■ **Tournament Title** — After sweeping its four games in the Houzz Gotham Classic round-robin format, Louisville won its 29th regular season tournament championship. In its previous regular season tournament title, UofL claimed the 2015 Brooklyn Hoops Holiday Invitational title by sweeping its four games in the five-team, round-robin event, capped by a 77-57 victory over Saint Louis at the Barclays Center in Brooklyn. The Cards were runner up in the Battle 4 Atlantis last year.

■ **Cards Have Been Tough on the Road** — UofL has a 69-45 record over the last 12 years on its opponent's home court (.605). Louisville has posted a 14-13 road record in its first three years in the ACC (4-5 in 2016-17). UofL had the most road victories of any school in Big East Conference games over its last seven years in that league and was a league-best 8-1 in its road games in The American during the 2013-14 season. The Cardinals have a 60-37 record in conference games on the road over the last 11 seasons (.619). In neutral site games, Louisville has a 37-9 record over the last five years (.804) and a 47-16 neutral site record over the last eight years (.746).

In conference games overall, Louisville had the most Big East Conference victories over its eight years in that league during the regular season (from 2005 to 2013). Louisville had a 95-45 Big East record in league victories during the regular season, just ahead of Syracuse and Pitt (both at 92-48). Louisville finished fourth in both of its first two years in the ACC with a 12-6 league record each season.

■ **Double-Double Duo** — Anas Mahmoud and Ray Spalding each registered double-double performances against Siena, becoming the first Louisville duo to produce double-doubles in the same game since Montrezl Harrell (28 points, 12 rebounds) and Terry Rozier (22 pts., 10 reb.) achieved the feat vs. Pitt on Feb. 11, 2015. Mahmoud came within a blocked shot of what could have been only the fifth triple-double in UofL history and the first since 2008 with career highs of 17 points, 13 rebounds and nine blocks. His nine blocks were the most by a UofL player since Kendall Dartz had nine in a 56-40 win over Holy Cross on Dec. 7, 2003. Spalding was particularly active on defense and totaled 10 points, 10 rebounds, four blocked shots, a career-high four steals and 15 deflections against Siena. Spalding followed that performance with his fourth double-double this season and sixth in his career with 10 points and a career-high 14 rebounds and five blocked shots against Indiana. Both were within a rebound of double-doubles vs. Bryant, and Spalding missed by a rebound vs. Memphis.

UofL Statistical Comparison	Away/			
	Wins	Losses	Home	Neutral
Record	10-0	0-2	9-1	1-1
Scoring Average.....	81.1	67.0	80.7	69.0
Points Allowed	63.0	72.5	63.7	69.0
Scoring Margin	+18.1	-5.5	+17.0	0.0
FG Percentage.....	.468	.400	.471	.387
Opp. FG Percentage ..	.371	.400	.373	.393
3-Pt. Percentage366	.317	.339	.455
FT Percentage754	.758	.743	.846
Rebound Margin	+3.5	+1.5	+3.7	+0.5
Turnover Margin	+3.8	-3.5	+3.3	-1.0

UofL Statistical Comparison by Halves	1st Half		2nd Half	
	Scoring Average.....	35.8	42.9	
Points Allowed	30.6	34.0		
Scoring Margin	+5.3	+8.9		
FG Percentage.....	.428	.487		
Opp. FG Percentage366	.386		
3-Pt. Percentage301	.419		
FT Percentage753	.755		
Rebound Margin	+0.3	+2.5		
Turnover Margin	+1.9	+0.6		

NCAA Division I Most Victories (entering '17-18)

School	First				
	Year	Yrs.	Won	Loss	Pct.
1. Kentucky	1903	114	2237	688	.765
2. Kansas	1899	119	2217	839	.725
3. North Carolina	1911	107	2206	781	.739
4. Duke	1906	112	2115	873	.708
5. Syracuse	1901	116	1962	878	.691
6. Temple	1895	121	1886	1053	.642
7. UCLA	1920	98	1852	828	.691
8. Notre Dame	1898	112	1845	993	.650
9. St. John's	1908	109	1817	999	.645
10. Louisville	1911	103	1803	901	.667
11. Indiana	1901	117	1783	995	.642
12. Arizona	1905	112	1769	923	.657
13. Brigham Young	1903	115	1786	1071	.625
14. Utah	1909	109	1779	978	.645
15. Illinois	1906	112	1764	973	.645

■ **Seven NBA Draft Picks in Last Five Years** -- Donovan Mitchell, a sophomore guard for UofL last season, was selected by the Denver Nuggets with the 13th pick overall in the 2017 NBA Draft first round. He was subsequently traded to the Utah Jazz, where he will play as a rookie in 2017-18. Mitchell's UofL teammate, senior center Mangok Mathiang, was undrafted after starting for the Cardinals in 2016-17, but signed a free agent contract with the Charlotte Hornets and made the team's opening day roster.

Louisville has produced 24 first-round NBA Draft choices, including 11 in the top ten and five among the top three picks (Pervis Ellison first in 1989; Wes Unseld second in 1968; Darrell Griffith second in 1980; Charlie Tyra second in 1957; Rodney McCray third in 1983).

A total of 72 former Louisville players have been selected in the NBA Draft, including seven in the last five years. In addition to Mitchell, those recent picks include Chinanu Onuaku (2016, 2nd round, 37th overall selection, Houston Rockets), Terry Rozier (2015, 1st round, 16th, Boston Celtics), Montrezl Harrell (2015, 2nd, 32nd, Houston Rockets), Russ Smith (2nd, 47th, Philadelphia 76ers), Gorgui Dieng (2013, 1st, 21st, Utah Jazz) and Peyton Siva (2013, 2nd, 56th, Detroit Pistons). Louisville is the only school in the nation to have players drafted in both the last four NFL drafts and the last four NBA drafts.

■ **Cards Continue Productive Defense** — Recent Louisville teams have been known for their defensive intensity and the Cardinals look to continue to follow in that tradition. Louisville was eighth in the nation in Ken Pomeroy's adjusted defensive efficiency stats in 2016-17. The Cardinals were 20th in the nation in field goal percentage defense (.401), 10th in blocked shots (5.4 per game), 33rd in three-point field goal defense (.316), 37th in turnover margin (+2.7), 21st in rebounds per game (39.5), 13th in offensive rebounds per game (13.4), 15th in scoring margin (+11.3), 41st in scoring defense (66.0 ppg) and 23rd in rebound margin (+6.0). Ten of the Cards' 34 opponents scored 60 or fewer points.

Louisville has ranked among the nation's top 40 in field goal percentage defense in 12 of the past 14 years, including the 2016-17 percentage of .401, which was 19th in the nation. Over the last two years, UofL held 30 opponents under 40 percent shooting from the field, 21 under 36 percent and 10 under 32 percent. Twelve Louisville opponents last season shot below 36 percent from the field and five shot below 32 percent.

■ **Statistical Trends** — UofL is 186-10 over the last 17 seasons when scoring 80 or more points (6-0 this year, 11-1 last year, 10-0 in 2015-16, 11-0 in 2014-15) ... Over the past 17 years, Louisville is 140-6 when shooting 50 percent or better from the field (2-0 this year, 8-0 last year, 14-0 in 2015-16, 8-0 in 2014-15) ... UofL is 338-50 when holding its opponent below 70 points over the past 17 years (7-1 this season, 18-2 in 2016-17, 19-1 in 2015-16, 24-4 in 2014-15, 27-1 in 2013-14).

■ **Cards Sixth All-Time in the Polls** — Louisville has been ranked in the Associated Press poll on 624 occasions, sixth most all-time. The Cardinals had been ranked in the last 35 straight AP polls before falling out on Dec. 4 (UofL has been ranked in 96 of the last 101). UofL has been among the top ten on 289 occasions, including 10 times last season. Until the first three polls of 2014-15, the last time UofL had not been in the poll was March 5, 2012 -- a year in which UofL advanced to the Final Four. UofL has been ranked among the nation's top 15 in the preseason poll five of the last six years (16th this year, 13th last year, unranked in 2015-16, eighth in 2014-15, third in 2013-14, second in 2012-13, ninth in 2011-12).

■ **Success vs. Top 25 Foes** -- Louisville has won 37 of its last 70 against AP ranked opponents, falling to No. 23 Michigan on March 19 in its last Top 25 matchup. UofL has a 54-46 record against Top 25 teams over the last 10 years (5-8 in 2016-17, 3-5 in 2015-16, 4-7 in 2014-15, 5-5 in 2013-14, 9-3 in 2012-13). UofL has been victorious eight of the last 18 times it has faced an AP top-five foe. UofL has won 20 of its last 41 games when facing Top 10 teams, spanning the last 10 years.

■ **Challenging Schedule** — Louisville will face another challenging schedule, playing 21 of 31 regular season games against teams that participated in postseason competition last season, including 14 from the 2017 NCAA Tournament. The Cardinals have played a schedule ranked among the top 16 toughest by the ratings percentage index in eight of the past 10 seasons, including the nation's third-toughest schedule by the RPI last season. Fourteen games this season will come against teams ranked in the USA Today preseason poll or among those receiving votes (1 Duke, 4 Kentucky, 9 North Carolina, 12 Miami, 14 Notre Dame, 21 Purdue, 23 Seton Hall; also receiving votes: Virginia twice, Virginia Tech twice, Georgia Tech, Florida State twice). UofL will play 22 games against teams that won at least 18 games last season, including 15 that won more than 20. Last season, Louisville played 21 games against teams that reached the 2017 postseason (16 NCAA, 5 NIT).

■ **Guide Online** — The UofL Men's Basketball Guide is available online at GoCards.com, specifically at <http://gocards.com/sports/2017/10/20/2017-18-mens-basketball-media-guide.aspx>.

Louisville has won ...

... 49 of its last 67 post-season tournament games over the last 13 years (including conference, NCAA and NIT since 2005). Louisville is 26-6 in the postseason over the last seven years.

... 27 of its last 36 games in the NCAA Tournament (since 2005), advancing to the final eight teams five times in the last 11 years (2008, 2009, 2012, 2013, 2015).

... 20 games for the 15th straight season in 2016-17, a feat accomplished by only four schools.

... 12 ACC regular season games in each of the last three seasons. UofL, which tied for second in the 2016-17 ACC standings, is the only school to finish among the top four in the ACC in all three years the Cardinals have been in the league. Louisville has won at least 10 league games for 10 straight seasons. UofL has finished in the top three in its conference seven of the last 11 years. Louisville has won its conference championship or finished second in its league in 27 of the last 41 years, including six of the last 11 years.

UofL National Ranking in Field Goal Percentage Defense

2002-0331st
2003-04 2nd
2004-05 8th
2005-0649th
2006-0725th
2007-08 8th
2008-0922nd
2009-10161st
2010-1112th
2011-12 6th
2012-1337th
2013-1420th
2014-1523rd
2015-16 9th
2016-1720th
2017-1813th

'17-18 NATIONAL RANKINGS

Associated Press

(Dec. 25)

1	Villanova
2	Michigan State
3	Arizona State
4	Duke
5	Texas A&M
6	Xavier
7	West Virginia
8	Wichita State
9	Virginia
10	TCU
11	Kansas
12	Oklahoma
13	North Carolina
14	Purdue
15	Miami
16	Kentucky
17	Arizona
18	Baylor
19	Tennessee
20	Gonzaga
21	Cincinnati
22	Texas Tech
23	Seton Hall
24	Florida State
25	Creighton

USA Today

(Dec. 25)

1	Villanova
2	Michigan State
3	Duke
4	Arizona State
5	Xavier
6	Texas A&M
7	West Virginia
8	TCU
9	Virginia
10	Wichita State
11	Kansas
12	Oklahoma
13	Purdue
14	North Carolina
15	Kentucky
16	Miami
17	Baylor
18	Arizona
19	Gonzaga
20	Tennessee
21	Texas Tech
22	Cincinnati
23	Creighton
24	Seton Hall
25	Florida State

Louisville in the Polls

Date	AP	USAT	Date	AP	USAT
preseason 16	16	Dec. 11 rv	rv
Nov. 13 18	16	Dec. 18 rv	rv
Nov. 20 19	18	Dec. 25 rv	rv
Nov. 27 17	17			
Dec. 4 rv	rv			

rv = receiving votes

■ **Fall Semester Over** -- The last day of classes for the 2017 UofL fall semester was Dec. 4. Final examinations were done from Dec. 6-12. After the semester break, classes will resume for the spring semester on Jan. 8.

INTERIM HEAD COACH DAVID PADGETT

David Padgett, a member of the UofL basketball staff for the last three years and a former three-year starter at center for the Cardinals, was named interim head men's basketball coach at UofL on Sept. 29, 2017.



Padgett was UofL's director of basketball operations for two seasons (2014-16) before his move to an assistant coaching position in 2016. He is just the third head coach for the Cardinals in the last 46 years, following Rick Pitino (2001-17) and Denny Crum (1971-2001).

In his three seasons on the UofL staff, the Cardinals have produced a collective 75-26 record (.743), finished among the top four teams in the ACC in each year, and UofL reached the NCAA Elite Eight in 2015. Last year, UofL posted a 25-9 record, tied for second in the ACC and earned a No. 10 ranking in the final Associated Press poll. He helped the Cardinals assemble a top ten recruiting class in 2017, as UofL's class was ranked seventh in the nation by ESPN and Rivals and 247Sports, while the Cardinals were 10th by Scout.com.

Before joining the UofL staff, Padgett spent three years as an assistant coach at IUPUI from 2011-14. He served a year as assistant strength coach with the Cardinals as UofL posted a 25-10 mark, beat seven ranked teams and reached the title game of the Big East Championship.

Padgett played professional basketball for UB LaPalma in the Canary Islands for two years following his graduation from UofL. He had reached the final preseason cut of the Miami Heat before his playing career in Spain.

A three-year starter and captain at center for the Cardinals (2005-08), Padgett was a unanimous first-team All-Big East Conference selection as a senior and also earned USBWA All-District IV honors. He averaged a team-leading 11.2 points and grabbed 4.8 rebounds his senior year in 2007-08 when UofL reached the NCAA Elite Eight.

Padgett ranks second in career field goal percentage at U of L, hitting 61.3 percent of his shots (332-542). His .667 field goal percentage as a senior was the second best ever at UofL. He set a Big East Conference field goal percentage record for league games as a senior, hitting 68.3 percent of his shots in the 18 games (86-of-126). He was a second team All-Big East pick as a junior.

A McDonald's All-American in high school in Reno, Nev., Padgett played his freshman collegiate season at Kansas before transferring to Louisville. Padgett's basketball bloodlines run deep as his father played at the University of Nevada and his uncle played at New Mexico. His grandfather Jim played for Oregon State and his sister played for the University of San Diego.

Padgett and his wife, Megan, have two sons: Nolan, born in August 2013; and Gavin, born in May 2016.

■ **Third Coach in 47 Years** -- David Padgett is just the third head coach for the Cardinals in the last 47 years, following Rick Pitino (2001-17) and Denny Crum (1971-2001).

■ **Padgett Third-Youngest Coach** -- David Padgett, 32, is the third-youngest head coach in NCAA Division I and the youngest among Power 5 schools (birthdate is Feb. 13, 1985). Morehead State coach Preston Spradlin is the youngest (30, birthdate is Dec. 30, 1986) and Maurice Joseph of George Washington is the second-youngest (32, Aug. 26, 1985).

■ **Past UofL Coaches Have Had Successful Starts** -- Each of the last four Louisville coaches had successful seasons in their first season with the Cardinals. The best first-year start by a UofL coach was Denny Crum, who inheriting a senior-laden team and guided the Cardinals to a 26-5 record and the NCAA Final Four in his first season in 1971-72.

Last 4 Louisville Coaches First Seasons

Coach	First Yr.	Result
Bernard "Peck"		
Hickman	1944-45	16-3
John Dromo	1967-68	21-7, NCAA
Denny Crum	1971-72	26-5, NCAA Final Four
Rick Pitino	2001-02	19-13, NIT

■ **Padgett Played in 3 NAAs** -- UofL Interim Head Coach David Padgett participated in three NCAA Tournaments as a player, reaching the regional finals twice (7-3 NCAA Tournament record as a player). As a freshman at Kansas, the Jayhawks beat Illinois-Chicago, Pacific and UAB before falling to Georgia Tech in the St. Louis Region championship. As a junior at UofL, the Cardinals beat Stanford before losing to Texas A&M in the NCAA Second Round. UofL beat Boise State, Oklahoma and No. 2 seed Tennessee his senior year in 2008 before falling to North Carolina in the NCAA South Region Championship. UofL reached the NIT national semifinals in 2006 when Padgett was on the sidelines from knee surgery as a sophomore.

■ **12 Former UofL Assistants Are Head Coaches** -- A dozen former Louisville assistant coaches are active head coaches. In addition to Louisville's own David Padgett, the list includes Mike Balado at Arkansas State, Mick Cronin at Cincinnati; Scott Davenport at Bellarmine (NCAA Division II); Kevin Keatts at NC State, Wyking Jones at California, Steve Masiello at Manhattan; Marvin Menzies at UNLV; Richard Pitino at Minnesota, Kareem Richardson at Missouri-Kansas City, Reggie Theus at Cal State Northridge, and Kevin Willard at Seton Hall. Seven have guided their teams to NCAA Tournament appearances over the last four years (since 2014; Cronin, Keatts, Masiello, Menzies, Pitino, Theus, and Willard). Eastern Kentucky coach Dan McHale was a program assistant for two seasons at Louisville and was director of video operations for two additional years. Padgett either played at UofL, or was on the same basketball staff, while eight of them were at Louisville (all but Cronin, Davenport and Richardson).

■ **First Year Coaches** -- David Padgett is one of 25 first-year Division I head coaches this season and one of just four at schools in Power 5 conferences (also Oklahoma State's Mike Boynton, Washington's Mike Hopkins and California's Wyking Jones). Five of those first-year coaches had been a head coach previously at a Division II school, a junior college or for a women's team. Padgett is the 20th head coach in Louisville's 104-year men's basketball history and the sixth in the past 73 years.

■ **Snider, Adel Candidates for National Awards** -- UofL guard Quentin Snider is among 20 watch list members for the 2018 Bob Cousy Point Guard of the Year Award, while forward Deng Adel is among the 20-player watch list for the 2018 Julius Erving Small Forward of the Year Award. The annual Cousy Award is in its fifteenth year while the Erving Award is in its fourth year being presented by the the Naismith Memorial Basketball Hall of Fame.

In his second year as a team captain, Snider is the Cardinals' top returning scorer (12.4 ppg) for the third consecutive season. He enters his senior year needing 216 points to become the Cardinals' 68th career 1,000-point scorer. An All-ACC Academic Men's Basketball team selection for three years, the 6-2 guard from Louisville was second in the ACC in assists-to-turnovers ratio (2.74; 22nd in the NCAA). Snider was eighth in the ACC in assists (4.1) last season and hit 30-of-63 three-pointers in his 11 ACC games (.476). Snider is one of five ACC representatives on the watch list for the Cousy Award, joined by Duke's Trevon Duval, North Carolina's Joel Berry II, Notre Dame's Matt Farrell, and Wake Forest's Bryant Crawford.

Adel was the Cardinals' primary starter at small forward as a sophomore when he averaged 12.1 points, 4.5 assists, and made 44 3-point goals. An All-ACC Academic Men's Basketball team selection each of the last two years, Adel scored in double digits in 22 games. The 6-foot-7 forward from Melbourne, Australia, was the Cards' scoring leader over the last six games of the season, averaging 16.3 points, shooting 54 percent from the field (35-of-65), and scoring at least 16 points in five of the six. Adel, Duke's Gary Trent, Jr. and Miami's Bruce Brown, Jr. are the only three ACC representatives on the watch list for the Erving Award.

For both awards, a national committee comprised of top college basketball personnel determined the watch lists. By mid-February, the watch list of players for the awards will be narrowed to 10. In March, five finalists will be presented to Cousy, Erving and the Hall of Fame's selection committee. The award winners will be presented at the ESPN College Basketball Awards Show presented by Wendy's in Los Angeles on April 6, 2018. More information on both awards may be obtained online at www.HoophallAwards.com.

■ **Anniversary Year for Final Four, National Championship teams** — The 2017-18 season will mark notable anniversaries for two great Louisville teams. It is the 70th anniversary for UofL's 1948 NAIB National Championship, the forerunner to what is now the NAIA. Bernard "Peck" Hickman's Louisville team beat a John Wooden coached Indiana State team 82-70 in the title game played in Kansas City. The Cardinals posted a 29-6 record that season and were led by junior center Jack Coleman (12.1 ppg), who scored 1,114 points in his three seasons at UofL. Louisville is the only school in the nation to have won national championships in the NCAA, NIT and NAIB (now NAIA).

This season also marks the 35th anniversary of the Cardinals' 1982-83 NCAA Final Four team, which posted a 32-4 record, won the Metro Conference title with a perfect 12-0 mark, and won its last 16 straight games before falling to Houston in the NCAA national semifinals. Guided by Hall of Fame Coach Denny Crum, the team is also well-known for winning the first "Dream Game" matchup with Kentucky in the Mideast Region Championship, an 80-68 overtime thriller in which regional MVP Lancaster Gordon scored 24 points and collected four steals to lead the Cardinals. Gordon is the No. 15 all-time scorer at UofL (1,614 pts.) and is fourth in career steals (192). Guard Milt Wagner was the leading scorer (14.4 ppg) and is the Cards' No. 6 all-time scorer (1,836 pts.). Rodney McCray, one of only five Cardinals with both 1,000 career points (1,247) and rebounds (1,029), earned Metro Conference Player of the Year honors in 1983. His brother Scooter McCray, whose tip-in at the buzzer beat Arkansas in the NCAA regional semifinal, started at the other forward position. Rounding out the starting five was center Charles Jones, the team's leader in blocked shots and a future 1,000 point career scorer (1,124).

■ **Louisville Top College Basketball Market** -- Louisville is consistently the highest-rated television market for college basketball on ESPN. Louisville has been the top market each of the last 15 years and every year since ESPN began tracking the data. Louisville's average 5.5 rating for the 2016-17 season was up 12 percent. Louisville more than doubled second-place Raleigh-Durham, which averaged a 2.4 rating. The remaining top 10 was Kansas City (2.3), Indianapolis (2.1), Greensboro-High Point (2.0), Cincinnati (1.8), Nashville (1.6), Greenville (1.6), Nashville (1.5) and Charlotte (1.5). The Cardinals' NCAA Sweet 16 game against Kentucky in 2014 drew a 51.5 rating and 73 share, making it the second highest-rated event in Louisville television history. Louisville's 2013 NCAA Championship game against Michigan is the top-rated television event all-time in the Louisville market. Louisville was the No. 11 ESPN/ABC market for college football in 2016 with a 3.5 average rating.

■ **Six of Last Seven NCAA Champions Have Played in Louisville** - The eventual national champion has played in Louisville's home arena, the KFC Yum! Center, in six of the arena's seven seasons in existence. Louisville faced eventual champions Connecticut (2011, 2014) and Duke (2015) in home games, Kentucky won a pair of games in the 2012 second and third rounds in the KFC Yum! Center, 2016 Champion Villanova won the NCAA South Regional in Louisville, and UofL won the 2013 itself. UofL played 2017 NCAA Champion North Carolina, but it was in Chapel Hill.

Cardinals in the NCAA Tournament

■ Louisville made its 42nd NCAA Tournament appearance in 2017. The Cardinals have reached the NCAA Tournament 33 of the last 41 years (10 of the last 11, 13 of the last 15, 15 of the last 19 years, 21 of last 26). The Cards have reached the Sweet 16 on 21 occasions and have advanced to the Elite Eight four of the last seven seasons. Louisville is sixth in tournament victories (76) and is fifth in NCAA Tournament appearances (42). UofL has a 76-43 overall NCAA Tournament record, reaching the Final Four 10 times. Louisville did not participate in the 2016 NCAA Tournament due to a self-imposed postseason ban

■ Only four teams -- Kentucky (57), North Carolina (48), UCLA (47), and Kansas (46) -- have more NCAA Tournament appearances than Louisville's 42.

■ Only four teams have been to more Sweet 16 appearances than Louisville's 21 since the NCAA began Sweet 16 records in 1975 (North Carolina 28, Kentucky 25, Duke 25, Kansas 22, Louisville 21).

■ Last year, Louisville played 16 games -- half of its regular season games -- against teams in the 2017 NCAA Tournament, compiling an 8-8 mark against those 14 foes (defeated Duke, Kentucky, Miami, Notre Dame, Purdue, Texas Southern, Virginia Tech and Wichita State; lost to Duke, Baylor, Florida State, North Carolina, Notre Dame, Virginia twice and Wake Forest). All nine of the Cardinals' losses last season came to teams which participated in the 2017 NCAA field.

■ The ACC's nine representatives in 2017 was a league record, the most from any league in last year and tied for the second-most ever by any conference. ACC teams received seven bids to the 2016 NCAA Tournament, with an NCAA record six teams reaching the Sweet 16.

■ The NCAA Champion has come from UofL's conference in five of the last seven years, more than any other team in that period (2011-2017), including the most recent 2017 champion / ACC member North Carolina.

UofL Radio Network Affiliates

WHAS	840 AM	Louisville, Ky.
<i>(Flagship Station)</i>		
WKRD	790 AM	Louisville, Ky.
WCKY	1530 AM	Cincinnati, Ohio
WLKT	103.9 FM	Lexington, Ky.
WWXL	1450 AM	Manchester, Ky.
WSFC	1240 AM	Somerset, Ky.
WYMC	1430 AM	Mayfield, Ky.
WQXQ	101.9 FM	Owensboro, Ky.
WPAD	1560 AM	Paducah, Ky.
WCCK	95.7 FM	Calvert City, Ky.

Sirius XM Satellite Radio *(channels vary)*

The radio broadcast is also available for a fee through GoCards.com and CardsMobile, the Cards' official Android/iPhone app. Broadcasts are also available by listening to one of the above stations through the iHeart Radio app.



■ Eighth Season in KFC Yum! Center

-- This is Louisville's eighth season in the spectacular KFC Yum! Center, located on the banks of the Ohio River in downtown Louisville. The 22,000-seat multi-purpose arena was built at a cost of \$238 million and includes 71 luxury suites, 62 four- or six-seat premium boxes, over 2,000 side-court club seats and four party suites with a seating capacity of 32 each.

UofL's men's and women's teams have permanent locker rooms. There are five additional team locker rooms, two officials locker rooms, five star dressing rooms, a full-function media work room and a full-sized basketball practice court on the event level. The seven levels of the arena (including the upper catwalk) include a collective 721,762 square feet, or roughly the area of 13 football fields.

After passing through the one and a half acre landscaped entry plaza that features a basketball-themed fountain, entering fans can visit the 2,500-square foot UofL adidas store or head to their seats using one of the eight escalators or seven elevators within the building.

Lounge space is abundant within the arena. Four spacious donor rooms are available for Cardinal fans, including three that overlook the Ohio River. The 7,000-square foot main concourse restaurant overlooks the river and a main concourse sports bar has views directly into the arena bowl. Two 4,000-square foot club lounges on the event level, as well as the terrace club and premium box lounges, provide amenities for their respective patrons. The KFC Yum! Center served as the site for the NCAA Men's Basketball Tournament second and third rounds in 2012 and 2015, the NCAA South Regional in 2016 and was the site for the 2012 NCAA Women's Volleyball Championship.

All-Time NCAA Final Four Appearances

North Carolina.....	20
UCLA.....	17
Kentucky.....	17
Duke.....	16
Kansas.....	14
Ohio State.....	11
Louisville.....	10
Michigan State.....	9
Indiana.....	8

UofL in the NCAA Tournament

NCAA Tournament Appearances.....	42
<i>(33 of the last 41 years; 21 of last 26)</i>	
All-Time NCAA Tourn. Record.....	76-43
Sweet 16 Appearances.....	21
Final Four Appearances.....	10
NCAA Championships.....	3

Last time an individual had ...

	For Louisville	For A Louisville Opponent
30 or more points	31 by Wayne Blackshear vs. CSUN (12/23/14)	43 by Jamel Artis, Pittsburgh (1/11/17)
35 or more points	42 by Russ Smith vs. Houston (3/14/14)	43 by Jamel Artis, Pittsburgh (1/11/17)
20 points in a half	21 by Donovan Mitchell vs. NC State, 1H (1/29/17)	32 by Jamel Artis, Pittsburgh, 2nd half (1/11/17)
15 or more rebounds	16 by Ray Spalding vs. Grand Canyon (12/23/17)	15 by Alex Foster, Albany (12/20/17)
20 or more rebounds	23 by Ellis Myles vs. Tennessee St. (12/1/01)	26 by Derrick Griffin, Texas Southern (12/10/16)
A four-point play	Deng Adel vs. Miami (2/11/17)	Demetrius Jackson, Notre Dame (2/13/16)
12 made free throws	12 by Russ Smith vs. UConn, 15 att. (1/18/14)	13 by Seth Allen, Virginia Tech (1/27/16)
7 made three-point goals	7 by Preston Knowles vs. Syracuse (2/12/11)	7 by Jamel Artis, Pittsburgh in 13 attempts (1/11/17)
10 or more assists	11 by Chris Jones vs. Virginia Tech (1/13/15)	10 by Elfrid Payton, Louisiana Lafayette (12/7/13)
5 or more blocked shots	9 by Anas Mahmoud vs. Albany (12/20/17)	5 by Isaiah Wilkins, Virginia (2/6/17)
5 or more steals	5 by Donovan Mitchell vs. Notre Dame (1/4/17)	5 by Armon Fletcher, Southern Illinois (12/7/16)

The Last Time a Team ...

	Louisville	Opponent
Scored 100 points	102-59 win over Bryant (12/11/17)	101-104 5OT loss to Notre Dame (2/9/13)
Scored less than 50 points	63-47 loss vs. Virginia (1/30/16)	84-42 victory over Southern Illinois (11/21/17)
Scored 60 points in a half	61 vs. Grand Canyon; 1st H of 111-63 win (12/5/15)	60 by Tulane; 2nd H of 109-96 win (1/18/90)
Scored under 20 points in a half	14 vs. Virginia; 1H of 63-47 loss (1/30/16)	18 by Southern Illinois 1H, 84-42 UL win (11/21/17)
Had a +20 Rebound Margin	22 (48-26) vs. Pittsburgh (1/24/17)	26 (57-31) by Kentucky (12/31/11)
Grabbed 60 or more rebounds	60 vs. Jacksonville State (11/17/14)	60 by George Mason (1/4/94)
Grabbed less than 25 rebounds	19 vs. Virginia (2/6/17)	22 by Kennesaw State (12/16/15)
Shot 60% or better from the field	.652 (30-46) vs. Pittsburgh (1/25/15)	.614 (43-70) by Charlotte (2/11/01)
Shot 30% or below from the field	.297 (19-64) vs. Old Dominion (11/23/16)	.266 (17-64) by Southern Illinois (11/21/17)
Shot 70% from the field for a half	.714 (20-28) vs. Pittsburgh in 1st H (1/24/17)	.765 (13-17) by Georgetown in 2nd H (1/31/11)
Made 5 or less free throws	4 vs. North Carolina (in 13 attempts, 2/22/17)	5 by Southern Illinois (in 9 attempts, 11/21/17)
Made 15 three-point goals	16 (in 30 attempts) vs. Rutgers (2/16/14)	17 by Virginia Tech (2/18/17)
Made No three-point goals	0 vs. Pittsburgh (2/11/15)	0 by Cal State Northridge (12/23/14)
Shot 60% from the three-point line	.667 (12-18) vs. Virginia Tech (1/27/16)	.654 (17-26) by Virginia Tech (2/18/17)
Handed out 25 or more assists	28 vs. UCF (12/31/13)	25 by Notre Dame (2/28/08)
Handed out 5 or less assists	1 vs. Kentucky (12/27/14)	4 by Pittsburgh (1/14/16)
Committed 25 or more turnovers	26 vs. West Virginia (1/31/09)	25 by FIU (12/5/14)
Committed 5 or fewer turnovers	3 vs. Virginia Tech (2/18/17)	2 by Virginia (2/7/15)
Blocked 10 or more shots	10 vs. Albany (12/20/17)	14 by Connecticut (3/4/06)
Had No Blocked Shots	0 vs. North Carolina A&T (3/21/13)	0 by Bryant (12/11/17)
Had 15 or more steals	16 vs. Savannah State (11/24/14)	19 by Rutgers (3/13/14)
Had No Steals	0 vs. Saint Louis (2/12/03)	0 by Saint Louis (3/22/14)

Louisville Top Efforts Last 17 Years*(Since 2001-02)***Longest winning streak (single-season):** 17 games (2002-03)**Longest winning streak (multiple-season span):** 21 games (last 16 G of 2012-13, first 5 G of 2013-14)**Longest conference winning streak:** 10, twice -- 2008-09 & 2012-13 seasons**Longest losing streak:** 4 games (2003-04)**Longest conference losing streak:** 4 games (2003-04)**Most points scored in a game:** 114 vs. Western Kentucky, 12-22-10 (UL 114, WKU 82)**Fewest points scored in a game:** 45 vs. Cleveland State, 11-26-14 (UL 45, CSU 33)**Most points allowed in a game:** 104 vs. Notre Dame, 2-9-13 (UND 104, UL 101, 5 ot)**Fewest Points Allowed in a Game:** 26 vs. Savannah State, 11-24-14 (UL 87, SSU 26)**Fewest Points Allowed in a Conference Game:** 31 vs. Rutgers, 3-13-14 (UL 92, RU 31)**Largest Margin of Victory:** 64 vs. Morehead St., 12-27-04 (UL 104, USA 40)**Largest Margin of Victory in a Conference Game:** 61 vs. Rutgers, 3-13-14 (UL 92, RU 31)**Largest losing margin:** 33 vs. Notre Dame, 2-12-09 (ND 90, UL 57)**Fewest points scored in a win:** 45 vs. Cleveland State, 11-26-14 (UL 45, CSU 33)**Most points allowed in a win:** 90 vs. Virginia Tech, 2-18-17 (UL 94, VT 90)**Most points scored in a loss:** 101 vs. Notre Dame, 2-9-13 (UND 104, UL 101, 5 ot)**Fewest points allowed in a loss:** 52 vs. Drexel, 12-14-10 (DU 52, UL 46); vs. Syracuse, 2-13-12 (SU 52, UL 51); vs. Virginia, 2-17-15 (UVa 52, UL 47)**Largest deficit overcome to win a game:** 20 vs. West Virginia, 3-26-05 (UL 18, WVU 38)**Largest lead given up in a loss:** 22 vs. Baylor, 11-25-16 (UL 32, BU 10)**Highest shooting percentage:** .652 vs. Pittsburgh, 1-25-15 (UL 80, Pitt 68)**Highest shooting percentage in a conference game:** .652 vs. Pittsburgh, 1-25-15 (UL 80, Pitt 68)**Lowest shooting percentage:** .268 vs. Western Kentucky, 11-30-08 (WKU 68, UL 54)**Lowest shooting percentage in a conference game:** .274 vs. Cincinnati, 1-19-02 (UL 50, UC 77)**Highest 3-point percentage:** .778 vs. Memphis, 2-4-04 (UL 58, UM 62)**Highest 3-point percentage in a conference game:** .778 vs. Memphis, 2-4-04 (UL 58, UM 62)**Lowest 3-point percentage:** .000 vs. Pittsburgh, 2-11-15 (UL 69, Pitt 56)**Lowest 3-point percentage in a conference game:** .000 vs. Pittsburgh, 2-11-15 (UL 69, Pitt 56)**Most three-pointers:** 22 vs. Hartford, 11-17-07 (UL 104, UH 69)**Free throws made:** 41 vs. Rutgers, 1-4-14 (UL 83, RU 76)**Most assists:** 34 vs. VMI, 12-23-04 (UL 107, VMI 56)**Most blocked shots:** 18 vs. Holy Cross, 12-7-03 (UL 56, HC 40)

ASSISTANT COACH TRENT JOHNSON

Trent Johnson, who has 36 years of coaching experience including 17 years as a head coach at four collegiate programs, has joined the UofL staff as an assistant coach on Oct. 11.



Johnson has guided men's basketball programs at Nevada (1999-2004), Stanford (2004-08), LSU (2008-2012) and TCU (2012-16). He has also served as a collegiate assistant coach at Utah (1986-89), Washington (1989-92), Rice (1992-96) and Stanford (1996-99), as well as an assistant at Boise High School (1980-85).

A former member of the National Association of Basketball Coaches Board of Directors, Johnson's teams made five NCAA Tournament appearances, including reaching the NCAA Sweet 16 at Nevada and Stanford. His teams made three trips to the National Invitation Tournament. Johnson has been honored as the conference coach of the year in three different leagues (2003 WAC, 2008 Pac-10 and 2009 SEC). He has a 276-264 career coaching record in his 16 collegiate seasons as a head coach.

His first of four years at TCU included a victory over No. 5 Kansas, one of four wins that season over teams that would participate in postseason tournaments. His 2013-14 TCU team opened the season 13-0 and rose to No. 25 in the AP Top 25.

Johnson guided LSU to a 27-8 overall record and the SEC regular-season championship in his first year with the Tigers in 2008-09, producing the third-most victories in a season in program history. Johnson's final LSU squad in 2011-12 posted an 18-15 overall record and an NIT first-round appearance.

Prior to LSU, Johnson became the only coach in program history to guide Stanford to the postseason in each of his first four seasons, advancing to the NCAA Tournament on three occasions and once in the NIT while compiling an 80-47 record. In 2007-08, Johnson guided the Cardinal to the NCAA Sweet 16 as a No. 3 seed before finishing with a 28-8 overall record. Johnson was productive with his first head coaching opportunity at Nevada in 1999, a five-year transformation that culminated in Johnson leading the Wolf Pack to a 25-9 record in 2003-04, which was a school-record victories; tying for the WAC regular season title; winning the WAC Tournament Championship; and reaching the program's first NCAA Sweet 16. Nevada posted NCAA victories over Michigan State and Gonzaga on its run before falling to eventual national runner-up Georgia Tech. Prior to his arrival, Nevada had made just two NCAA tournament appearances in school history and never won an NCAA tournament game.

Johnson played college basketball at Boise State (1974-78), where he ranks among the

school's career leaders with 1,115 points and 702 rebounds. In his sophomore season (1975-76), the Broncos won the Big Sky Tournament and advanced to the NCAA Tournament. He earned All-Big Sky honors as a senior. Following his collegiate career, Johnson played professionally for the Washington Lumberjacks of the Western Basketball League. He returned to Boise State after his playing days to complete his degree in physical education in 1986.

Johnson was born in Berkeley, Calif. He and his wife, Jackie, have two adult children: a daughter, Tinishia, and a son, Terry

ASSISTANT COACH R.J. EVANS

R.J. Evans, who has been a program assistant on the UofL men's basketball staff since May, was elevated to acting assistant coach for the Cardinals on Oct. 20.



Evans, who has earned two master's degrees, joined the UofL staff after working two years as a graduate assistant at the University of Texas under head coach Shaka Smart. Prior to his time in Austin, Evans was an assistant coach at Nichols College in Dudley, Mass. for one season (2014-15) as the Bison posted a 20-6 record and won the Commonwealth Coast Conference Regular Season Championship with a 17-1 mark.

Evans played basketball at the College of the Holy Cross, scoring over 1,200 career points in his three-plus seasons there. As a co-captain in his final season in 2011-12, Evans averaged 11.5 points, 4.8 rebounds, and 2.8 assists while earning recognition on the Patriot League Academic Honor Roll. He received a medical redshirt after missing most of the 2010-11 season with a sports hernia.

Evans played his final year as a graduate student at the University of Connecticut, where he helped the Huskies post a 20-10 record in 2012-13. He appeared in 27 games (three starts) and averaged 3.1 points and grabbing 25 steals. He faced Louisville once that season, grabbing two rebounds in seven minutes against the Cardinals in a 73-58 UofL victory in Hartford.

Evans played for four different coaches in his four collegiate seasons in Kevin Ollie at UConn and Ralph Willard, Sean Kearney and Milan Brown at Holy Cross. He played one year professionally for the Durham Wildcats in the United Kingdom. His sister Kastine played basketball at Kentucky.

Evans, who hails from Salem, Conn., earned a bachelor's degree in economics from Holy Cross in 2012, a master's degree in educational psychology from UConn in 2013, and a master's in kinesiology from Texas in 2017.

ASSISTANT COACH GREG PAULUS

Greg Paulus, who has worked on the basketball staffs at Ohio State and Navy a combined seven years, was named an assistant basketball coach at UofL on Oct. 19.



Paulus was an assistant coach for four seasons at Ohio State (2013-17) after serving as the program's video coordinator for two years (2011-13). During six years on the staff there, Ohio State produced a 147-66 record and participated in the NCAA Tournament on four occasions, including playing in two regional finals and reaching the 2012 Final Four. He helped the Buckeyes sign top 10 recruiting classes in 2014 and 2015 and was recognized by ESPN's Jeff Goodman as one of the nation's top assistant coaches in 2015. Paulus gained his start in coaching as an assistant at Navy for the 2010-11 season.

Paulus had a successful four-year playing career at Duke (2006-09), plus one year as the team captain and starting quarterback at Syracuse while pursuing a master's degree. A three-year starter and two-time captain for Duke, he played on three ACC Championship teams and four NCAA Tournament teams, helping Duke to a combined 112-28 record while leading the team in assists in 2006, 2007 and 2008.

As a freshman in 2006, Paulus was a member of the ACC All-Freshman first team, the ACC All-Tournament second team and a second-team freshman All-American while averaging 6.7 points and 5.2 assists. He is one of just four freshmen in ACC history to lead the league in assists. He scored 1,193 career points at Duke and ranks among the career top 10 in assists (468), three-point field goals (210) and three-point field goal percentage (.398).

Paulus spent the 2009-10 season at Syracuse, passing for 2,024 yards and 13 touchdowns in 12 games as the Orange posted a 4-8 record, matching the program's best record since the 2004 season. It was Paulus' first action on the football field since being named the 2005 Gatorade National High School Player of the Year. His 67.7 completion percentage (193-of-285) is a Syracuse single-season record.

A native of Syracuse, N.Y., Paulus earned ACC All-Academic Team accolades on three occasions and was a two-time third-team Academic All-American selection, graduating with a bachelor's degree in political science with a certificate in markets and management studies in 2009. He went on to obtain his master's degree in Television, Radio and Film from the S.I. Newhouse School of Public Communications at Syracuse in 2010, earning 2009 Big East All-Academic Team honors.

Paulus was named the Gatorade National High School Player of the Year in both football and basketball as a senior at Christian Brothers Academy. He and his wife Megan were married earlier this year.

O V.J. King

G/F 6-6 190 So. - 1L Cleveland, Ohio (Paul VI Catholic HS / Fairfax, Va.)

- Starter at shooting guard.
- Scored a season-high 17 points against Purdue and Memphis and tied his career-high with three assists against Memphis.
- Ranks fourth on the team in scoring with 9.1 points per game and is second on the team in three-point field goal percentage at 42.9 percent.
- Collected a career-high three steals in the Cards' win against Indiana.
- 2017 All-ACC Academic Men's Basketball team selection.
- As a freshman, he led the team in free throw percentage (.821 46-of-56) and three-point field goal percentage (.421, 16-of-38; among players with over 20 attempts).
- Scored a career-high 24 points against Virginia last year, finishing 3-of-5 from behind the arc and connecting on 5-of-6 from the free throw line.
- Won two gold medals with USA Basketball in the 2013 FIBA Americas U16 Championship in Maldonado, Uruguay; and the 2014 FIBA U17 World Championship in Dubai.
- A McDonald's All-America selection, King averaged 22.9 points, 9.6 rebounds, 2.5 assists and 2.1 steals as a senior in leading Paul VI (20-11) in Fairfax, Va. to the Virginia Independent Schools Athletic Association Division I state championship game.
- His father Vincent King played professional basketball in foreign countries for 10 years after scoring 1,037 points in his collegiate career at Indiana University of Pennsylvania from 1988-92.
- Born Jan. 22, 1997 ... Major is sport administration.



O V.J. King		
Games With ...	Season	Career
Double-Figure scoring.....	4	11
5 or more rebounds.....	5	7
4 or more assists.....	0	0
A blocked shot.....	2	5
A steal.....	5	12
A three-pointer.....	8	18
20+ points.....	0	1

O V.J. King Season Highs

- Points..... 17 vs. Purdue (11/28)
vs. Memphis (12/16)
- Reb. 8 vs. Southern Illinois (11/21)
- Asst..... 3 vs. Bryant (12/11)
vs. Memphis (12/16)
- Blocks 1 vs. Southern Illinois (11/21)
vs. Memphis (12/16)
- Steals..... 3 vs. Indiana (12/9)
- FGM 6 vs. Seton Hall (12/3)
vs. Memphis (12/16)
- FGA 11 vs. St. Francis (11/24)
vs. Purdue (11/28)
- 3FGM 2 (4 times) *latest:* vs. Memphis (12/16)
- 3FGA 5 vs. St. Francis (11/24)
- FT 5 vs. George Mason (11/12)
vs. Purdue (11/28)
- FTA..... 6 vs. George Mason (11/12)
vs. Purdue (11/28)

O V.J. King Career Highs

- Points..... 24 vs. Virginia (2/6/17)
- Reb. 8 vs. Southern Illinois (11/21/17)
- Asst..... 3 (4 times) *latest:* vs. Memphis (12/16/17)
- Blocks 1 (5 times) *latest:* vs. Memphis (12/16/17)
- Steals..... 3 vs. Indiana (12/9/17)
- FGM 8 vs. Virginia (2/6/17)
- FGA 14 vs. Virginia (2/6/17)
- 3FGM 3 vs. William & Mary (11/14/16)
vs. Virginia (2/6/17)
- 3FGA 5 vs. Virginia (2/6/17)
vs. St. Francis (11/24/17)
- FT..... 6 vs. Evansville (11/11/16)
vs. Wichita State (11/24/16)
- FTA..... 8 vs. Evansville (11/11/16)
vs. Wichita State (11/24/16)

O V.J. King Game-by-Game

Opponent	Date	GS	Min	FG	FGA	Pct	3-Point			FT	FTA	Pct	Rebounds			Avg	PF	FO	A	TO	Blk	Stl	Pts	Avg
							FG	FGA	Pct				Off	Def	Tot									
GEORGE MASON	11/12/17	*	16	0	3	.000	0	1	.000	5	6	.833	1	0	1	1.0	2	0	0	1	0	1	5	5.0
OMAHA	11/17/17	*	28	3	9	.333	1	2	.500	1	2	.500	2	3	5	3.0	0	0	0	3	0	0	8	6.5
SOU ILLINOIS	11/21/17	*	25	2	10	.200	0	1	.000	0	0	.000	0	8	8	4.7	0	0	1	0	1	0	4	5.7
ST. FRANCIS	11/24/17	*	24	3	11	.273	2	5	.400	2	21	.000	1	1	2	4.0	2	0	0	4	0	0	10	6.8
at Purdue	11/28/17	*	30	5	11	.455	2	3	.667	5	6	.833	1	5	6	4.4	5	1	0	1	0	0	17	8.8
SETON HALL	12/3/17	*	24	6	8	.750	2	3	.667	0	1	.000	0	5	5	4.5	3	0	1	4	0	0	14	9.7
SIENA	12/6/17	*	15	3	7	.429	1	2	.500	0	0	.000	0	2	2	4.1	0	0	0	1	0	0	7	9.3
INDIANA	12/9/17	*	32	3	8	.375	0	2	.000	1	3	.333	2	0	2	3.9	1	0	0	2	0	3	7	9.0
BRYANT	12/11/17	*	24	3	7	.429	1	2	.500	0	0	.000	0	4	4	3.9	2	0	3	1	0	1	7	8.8
vs MEMPHIS	12/16/17	*	31	6	9	.667	2	4	.500	3	4	.750	1	2	3	3.8	1	0	3	1	1	0	17	9.6
ALBANY	12/20/17	*	26	2	8	.250	0	2	.000	2	4	.500	0	7	7	4.1	4	0	2	0	0	1	6	9.3
GRAND CANYON	12/23/17	*	19	2	6	.333	1	11	.000	2	4	.500	0	3	3	4.0	3	0	1	3	0	1	7	9.1

O V.J. King Statistics

Year	GP	GS	Min	Avg	FG	FGA	Pct	3FG	3FGA	Pct	FT	FTA	Pct	OReb	DReb	Reb	Avg	PF	FO	Ast	TO	Blk	Stl	Pts	Avg
2016-17	33	7	445	13.5	60	139	.432	16	38	.421	46	56	.821	17	51	68	2.1	25	0	16	22	3	7	182	5.5
2017-18	12	12	294	24.5	38	97	.392	12	28	.429	21	32	.656	8	40	48	4.0	23	1	11	21	2	7	109	9.1
TOTAL	45	19	739	16.4	98	236	.415	28	66	.424	67	88	.761	25	91	116	2.6	48	1	27	43	5	14	291	6.5

1 Lance Thomas

F 6-8 220 Fr. - HS Norcross, Ga. (Norcross HS)

■ Scored a career-high 10 points and pulled down a career-high seven rebounds against Bryant in his most extensive action of the season.

■ Made his first appearance of the season against Southern Illinois and contributed five points and three rebounds in seven minutes (2-of-3 FG). He has played in five games this year.

■ Averaged 9.7 points, 8.8 rebounds and 2.6 blocked shots as a senior in helping Norcross post a 26-6 record as the runner-up in the Georgia Class 7A state championship. He scored 13 points in the state title game.

■ A first-team All-Region 7 selection as a junior and senior, a second team Atlanta Tipoff Club All-Metro Atlanta choice and an all-county pick.

■ His Norcross High School teammate Jordan Goldwire is a freshman at Duke.

■ Born Jan. 18, 1999 ... Major is business.



1 Lance Thomas		
Games With ...	Season	Career
Double-Figure scoring.....	1	1
5 or more rebounds.....	1	1
4 or more assists.....	0	0
A blocked shot.....	1	1
A steal.....	1	1
A three-pointer.....	1	1
20+ points.....	0	0

1 Lance Thomas Season/Career Highs

- Points..... 10 vs. Bryant (12/11)
- Reb. 7 vs. Bryant (12/11)
- Asst..... none
- Blocks 1 vs. Bryant (12/11)
- Steals 1 vs. Bryant (12/11)
- FGM 4 vs. Bryant (12/11)
- FGA 5 vs. Bryant (12/11)
- 3FGM 1 vs. Southern Illinois (11/21)
- 3FGA 2 vs. Southern Illinois (11/21)
- FT 2 vs. Siena (12/6)
- vs. Bryant (12/11)
- FTA..... 4 vs. Bryant (12/11)

1 Lance Thomas Game-by-Game

Opponent	Date	GS	Min	FG	FGA	Pct	3-Point			Rebounds			Avg	PF	FO	A	TO	Blk	Stl	Pts	Avg	
							FG	FGA	Pct	FT	FTA	Pct										Off
GEORGE MASON	11/12/17		DNP																			
OMAHA	11/17/17		DNP																			
SOU ILLINOIS	11/21/17	7	2	3	.667	1	2	.500	0	0	.000	0	3	3	3.0	0	0	0	0	0	5	5.0
ST. FRANCIS	11/24/17	2	0	0	.000	0	0	.000	0	0	.000	0	1	1	2.0	0	0	0	0	0	0	2.5
at Purdue	11/28/17	1	0	1	.000	0	1	.000	0	0	.000	0	0	0	1.3	0	0	0	0	0	0	1.7
SETON HALL	12/3/17		DNP																			
SIENA	12/6/17	6	0	0	.000	0	0	.000	2	21.000	0	0	0	0	1.0	0	0	0	0	0	2	1.8
INDIANA	12/9/17		DNP																			
BRYANT	12/11/17	10	4	5	.800	0	1	.000	2	4	.500	2	5	7	2.2	2	0	0	0	1	11	3.4
INDIANA	12/9/17		DNP																			
vs MEMPHIS	12/16/17		DNP																			
ALBANY	12/20/17		DNP																			
GRAND CANYON	12/23/17		DNP																			

1 Lance Thomas Statistics

Year	GP	GS	Min	Avg	FG	FGA	Pct	3FG	3FGA	Pct	FT	FTA	Pct	OReb	DReb	Reb	Avg	PF	FO	Ast	TO	Blk	Stl	Pts	Avg
2017-18	5	0	26	5.2	6	9	.667	1	4	.250	4	6	.667	2	9	11	2.2	2	0	0	0	1	1	17	3.4
TOTAL	5	0	26	5.2	6	9	.667	1	4	.250	4	6	.667	2	9	11	2.2	2	0	0	0	1	1	17	3.4

2 Darius Perry

G 6-2 175 Fr. - HS Powder Springs, Ga. (Wheeler HS)



■ Scored at least nine points in the first three games of the season. He has an assist in 10 of 12 games.

■ Has made 21 of his 22 free throw attempts on the season. He made his first 21 of the year before missing against Albany.

■ Totaled 17 points, three assists, two steals and did not miss a shot (3-of-3 three-pointers, 8-of-8 free throws) vs. George Mason. It was the fifth-highest scoring effort in a freshman debut at Louisville and was tied for the sixth-highest in a career scoring debut at UofL (tied with his coach, David Padgett, who also scored 17 on Dec. 3, 2005).

■ Averaged 20.2 points, 5.1 assists, 4.3 rebounds and 3.1 steals as a senior in helping Wheeler High School achieve a 21-10 record and reach the final eight teams in the Class AAAAAA state championship. As a sophomore in 2014-15, Perry helped Wheeler win the Class AAAAAA state championship with a 30-3 record.

■ Averaged 11.6 points, 3.6 rebounds and 3.4 assists for his Game Elite AAU squad during the summer of 2016, playing for his father and coach Eric Perry.

■ Wheeler High School has produced multiple NBA players such as Sharef Abdur-Rahim, Jermareo Davidson, JJ Hickson and Dequan Jones.

■ Born March 13, 1999 ... Major is sport administration.

2 Darius Perry

Games With ...	Season	Career
Double-Figure scoring.....	2	2
5 or more rebounds.....	0	0
4 or more assists.....	2	2
A blocked shot.....	1	1
A steal.....	5	5
A three-pointer.....	4	4
20+ points.....	0	0

2 Darius Perry Season/Career Highs

Points..... 17 vs. George Mason (11/12)
 Reb. 2 vs. George Mason (11/12) vs. Indiana (12/9)
 Asst..... 7 vs. Southern Illinois (11/21)
 Blocks 1 vs. Southern Illinois (11/21)
 Steals..... 2 (3 times) *latest*: vs. Memphis (12/16)
 FGM 3 (3 times) *latest*: vs. Siena (12/6)
 FGA 8 vs. Southern Illinois (11/21)
 3FGM 3 vs. George Mason (11/12)
 3FGA 5 vs. Omaha (11/17)
 FT..... 8 vs. George Mason (11/12)
 FTA..... 8 vs. George Mason (11/12)

2 Darius Perry Game-by-Game

Opponent	Date	GS	Min	FG	FGA	Pct	3-Point			Rebounds			PF	FO	A	TO	Blk	Stl	Pts	Avg			
							FG	FGA	Pct	FT	FTA	Pct									Off	Def	Tot
GEORGE MASON	11/12/17	27	3	3	1.000	3	3	1.000	8	8	1.000	0	2	2	2.0	1	0	3	2	0	2	17	17.0
OMAHA	11/17/17	15	2	4	.500	0	2	.000	5	5	1.000	0	1	1	1.5	2	0	1	2	0	2	9	13.0
SOU ILLINOIS	11/21/17	23	3	8	.375	1	4	.250	3	3	1.000	0	1	1	1.3	0	0	7	1	1	0	10	12.0
ST. FRANCIS	11/24/17	14	0	3	.000	0	3	.000	2	2	1.000	0	1	1	1.3	2	0	2	0	0	0	2	9.5
at Purdue	11/28/17	8	0	2	.000	0	2	.000	0	0	.000	0	1	1	1.2	1	0	1	1	0	0	0	7.6
SETON HALL	12/3/17	13	2	4	.500	0	2	.000	0	0	.000	0	1	1	1.2	1	0	1	0	0	1	4	7.0
SIENA	12/6/17	19	3	7	.429	1	4	.250	0	0	.000	0	0	0	1.0	4	0	1	5	0	1	7	7.0
INDIANA	12/9/17	12	0	1	.000	0	1	.000	0	0	.000	1	1	2	1.1	2	0	2	0	0	0	0	6.1
BRYANT	12/11/17	13	0	3	.000	0	2	.000	2	2	1.000	0	1	1	1.1	4	0	4	0	0	0	2	5.7
vs MEMPHIS	12/16/17	7	1	3	.333	0	1	.000	0	0	.000	1	0	1	1.1	2	0	0	0	0	2	2	5.3
ALBANY	12/20/17	5	0	2	.000	0	1	.000	1	2	.500	0	0	0	1.0	0	0	1	0	0	0	1	4.9
GRAND CANYON	12/23/17	8	1	2	.500	1	1	1.000	0	0	.000	0	1	1	1.0	2	0	1	2	0	0	3	4.8

2 Darius Perry Statistics

Year	GP	GS	Min	Avg	FG	FGA	Pct	3FG	3FGA	Pct	FT	FTA	Pct	OReb	DReb	Reb	Avg	PF	FO	Ast	TO	Blk	Stl	Pts	Avg
2017-18	12	0	164	13.7	15	42	.357	6	26	.231	21	22	.955	2	10	12	1.0	21	0	24	13	1	8	57	4.8
TOTAL	12	0	164	13.7	15	42	.357	6	26	.231	21	22	.955	2	10	12	1.0	21	0	24	13	1	8	57	4.8

3 Jo Griffin

G 6-1 175 Fr. - HS Crestwood, Ky. (South Oldham HS)

■ Walk-on sprained his ankle in practice on Nov. 6 and missed the first five games. He returned to limited practice with the team on Nov. 23 and saw his first action against Siena.


■ Averaged 21.4 points, 4.5 rebounds and 4.3 assists as a senior last season at South Oldham as the Dragons posted a 26-6 record and reached the Eighth Region semifinals.

■ Honored as the 2017 Eighth Region Player of the Year, was a finalist for Kentucky's Mr. Basketball, a third team all-state honoree and was a three-time all-district selection.

■ No. 2 all-time scorer for South Oldham with 1,233 career points in three seasons.

■ His brother Michael is a junior guard at Thomas More College. His father Jeff is the principal at South Oldham and played basketball for Oldham County HS, leading them to the 1985 Kentucky Sweet 16. His father also played collegiate basketball at Morehead State and Transylvania. His uncles Tim and Jim Griffin played basketball at Kentucky Wesleyan.

■ Born March 1, 1999 ... Major is sport exercise science.



3 Jo Griffin

Games With ...	Season	Career
Double-Figure scoring.....	0	0
5 or more rebounds.....	0	0
4 or more assists.....	0	0
A blocked shot.....	0	0
A steal.....	0	0
A three-pointer.....	0	0
20+ points.....	0	0

3 Jo Griffin Season/Career Highs

Points..... none
 Reb..... none
 Asst..... 1 vs. Bryant (12/11)
 Blocks..... none
 Steals..... none
 FGM..... none
 FGA..... 1 vs. Bryant (12/11)
 3FGM..... none
 3FGA..... 1 vs. Bryant (12/11)
 FT..... none
 FTA..... none

3 Jo Griffin Game-by-Game

Opponent	Date	GS	Min	FG	FGA	Pct	3-Point			Rebounds			Avg PF	FO	A	TO	Blk	Stl	Pts	Avg		
							FG	FGA	Pct	FT	FTA	Pct									Off	Def
SIENA	12/6/17	5	0	0	.000	0	0	.000	0	0	.000	0	0	0	0.0	1	0	0	0	0	0.0	
BRYANT	12/11/17	6	0	1	.000	0	1	.000	0	0	.000	0	0	0	0.0	0	0	1	1	0	0	0.0

3 Jo Griffin Statistics

Year	GP	GS	Min	Avg	FG	FGA	Pct	3FG	3FGA	Pct	FT	FTA	Pct	OReb	DReb	Reb	Avg	PF	FO	Ast	TO	Blk	Stl	Pts	Avg
2017-18	2	0	11	5.5	0	1	.000	0	1	.000	0	0	.000	0	0	0	0.0	1	0	1	1	0	0	0	0.0
TOTAL	2	0	11	5.5	0	1	.000	0	1	.000	0	0	.000	0	0	0	0.0	1	0	1	1	0	0	0	0.0

12 Jacob Redding

G 6-0 165 Fr. - HS Ft. Wayne, Ind. (Carroll HS)

■ Walk-on guard made his first appearance of the season against Southern Illinois and scored six points in three minutes, burying a pair of three-pointers. He has made all four of his field goal attempts this season.

■ Averaged 16.5 points, 2.9 rebounds and 2.6 assists as a senior at Carroll High School. He connected on 45 percent of his three-point attempts and 92.4 percent of his free throws.

■ Scored 1,099 career points and made 161 three-pointers in his high school career at Carroll. He helped Carroll achieved a combined 68-21 record in three seasons.

■ Also ran cross country at Carroll.

■ Played with fellow UofL freshman Malik Williams on the Legit Basketball AAU team.

■ His father Mark is the girls basketball coach at Carroll High School. He played basketball at Danville (Ill.) Community College. His mother Holly ran track and cross country at Anderson (Ind.) University.

■ Born Sept. 15, 1997 ... Major is secondary education.



12 Jacob Redding

Games With ...	Season	Career
Double-Figure scoring.....	0	0
5 or more rebounds.....	0	0
4 or more assists.....	0	0
A blocked shot.....	0	0
A steal.....	0	0
A three-pointer.....	2	2
20+ points.....	0	0

12 Jacob Redding Season/Career Highs

Points..... 6 vs. Southern Illinois (11/21)
 Reb..... none
 Asst..... none
 Blocks..... none
 Steals..... none
 FGM..... 2 vs. Southern Illinois (11/21)
 FGA..... 2 vs. Southern Illinois (11/21)
 3FGM..... 2 vs. Southern Illinois (11/21)
 3FGA..... 2 vs. Southern Illinois (11/21)
 FT..... 2 vs. Bryant (12/11)
 FTA..... 2 vs. Bryant (12/11)

12 Jacob Redding Game-by-Game

Opponent	Date	GS	Min	FG	FGA	Pct	3-Point			Rebounds			Avg PF	FO	A	TO	Blk	Stl	Pts	Avg		
							FG	FGA	Pct	FT	FTA	Pct									Off	Def
SOU ILLINOIS	11/21/17	3	2	2	1.000	2	2	1.000	0	0	.000	0	0	0	0.0	0	0	0	0	0	6	6.0
SIENA	12/6/17	2	1	1	1.000	0	0	.000	0	0	.000	0	0	0	0.0	0	0	0	0	0	2	4.0
BRYANT	12/11/17	4	1	1	1.000	1	1	1.000	2	2	1.000	0	0	0	0.0	0	0	0	0	0	5	4.3

12 Jacob Redding Statistics

Year	GP	GS	Min	Avg	FG	FGA	Pct	3FG	3FGA	Pct	FT	FTA	Pct	OReb	DReb	Reb	Avg	PF	FO	Ast	TO	Blk	Stl	Pts	Avg
2017-18	3	0	9	3.0	4	4	1.000	3	3	1.000	2	2	1.000	0	0	0	0.0	0	0	0	0	0	0	13	4.3
TOTAL	3	0	9	3.0	4	4	1.000	3	3	1.000	2	2	1.000	0	0	0	0.0	0	0	0	0	0	0	13	4.3

4 Quentin Snider

G 6-2 175 Sr. - 3L Louisville, Ky. (Ballard HS)



■ Tri-captain is in his third year starting at point guard. He has scored in double figures in eight games this season, including the last seven.

■ Preseason All-ACC second team selection.

■ Averaging 16.0 points in the last six games while shooting 54.5 percent (12-of-22) from behind the arc along with 23 assists and just seven turnovers. He scored a season-high 19 points against Memphis and Albany.

■ Has knocked down 26 of his last 28 free throws over the last six games. He is fourth in the ACC in free throw percentage (.889).

■ Pulled down a career-high seven rebounds against Seton Hall while scoring 15 points.

■ Had a season high six assists vs. St. Francis, adding 11 points.

■ Needs 69 points to become the Cardinals' 68th career 1,000-point scorer. Snider is the Cardinals' leading returning scorer for the third straight year, averaging 12.4 points and 4.1 assists (8th in the ACC) a year ago.

■ Three-time 2017 All-ACC Academic Men's Basketball team selection.

■ Last season, was second in the ACC in assists-to-turnovers ratio (2.74; 22nd in the NCAA). He was eighth in the ACC in assists (4.1).

■ Hit 30-of-63 three-pointers in his 11 ACC games last season (.476).

■ Honored as Kentucky's Mr. Basketball as a senior, Snider is the career leader in scoring and assists (633) at Ballard. His 2,442 points passed Allan Houston and DeJuan Wheat. His 371 three-pointers rank third in state history.

■ Born Feb. 14, 1995 ... Major is communication.

4 Quentin Snider	
Games With ...	Season Career
Double-Figure scoring.....	9 46
6 or more rebounds.....	2 4
4 or more assists.....	7 45
A blocked shot.....	0 1
A steal.....	6 40
A three-pointer.....	10 66
20+ points.....	0 4

4 Quentin Snider Season Highs

Points..... 19 vs. Memphis (12/16)
vs. Albany (12/20)
Reb..... 7 vs. Seton Hall (12/3)
Asst..... 6 vs. St. Francis (11/24)
vs. Purdue (11/28)
Blocks..... none
Steals..... 1 (5 times) *latest*: vs. Memphis (12/16)
FGM..... 6 (3 times) *latest*: vs. Memphis (12/16)
FGA..... 16 vs. Seton Hall (12/3)
3FGM..... 4 vs. Bryant (12/11)
3FGA..... 7 vs. Seton Hall (12/3)
FT..... 6 vs. Siena (12/6)
vs. Albany (12/20)
FTA..... 7 vs. Albany (12/20)

4 Quentin Snider Career Highs

Points..... 22 vs. Kentucky (12/21/16)
vs. Pittsburgh (1/11/17)
Reb..... 7 vs. Seton Hall (12/3/17)
Asst..... 8 vs. Grand Canyon (12/5/15)
vs. Kennesaw St. (12/16/15)
Blocks..... 1 vs. Michigan State (3/29/15)
Steals..... 3 (3 times) *latest*: vs. Duke (1/14/17)
FGM..... 10 vs. Kentucky (12/21/16)
FGA..... 19 vs. Kentucky (12/21/16)
3FGM..... 4 (5 times) *latest*: vs. Bryant (12/11/17)
3FGA..... 9 (3 times) *latest*: vs. Syracuse (2/18/17)
FT..... 7 vs. Old Dominion (11/23/16)
FTA..... 11 vs. Old Dominion (11/23/16)

4 Quentin Snider Game-by-Game


Opponent	Date	GS	Min	FG	FGA	Pct	3-Point			Rebounds			PF	FO	A	TO	Blk	Stl	Pts	Avg				
							FG	FGA	Pct	FT	FTA	Pct									Off	Def	Tot	
GEORGE MASON	11/12/17	*	37	4	11	.364	1	6	.167	1	2	.500	0	6	6	6.0	1	0	3	2	0	0	10	10.0
OMAHA	11/17/17	*	29	2	9	.222	1	5	.200	2	21	.000	2	0	2	4.0	1	0	4	2	0	1	7	8.5
SOU ILLINOIS	11/21/17	*	26	2	8	.250	1	4	.250	0	0	.000	0	2	2	3.3	0	0	3	0	0	0	5	7.3
ST. FRANCIS	11/24/17	*	36	4	10	.400	2	6	.333	1	2	.500	0	2	2	3.0	1	0	6	1	0	1	11	8.3
at Purdue	11/28/17	*	39	1	6	.167	1	4	.250	0	0	.000	1	4	5	3.4	2	0	6	4	0	0	3	7.2
SETON HALL	12/3/17	*	37	6	16	.375	1	7	.143	2	21	.000	2	5	7	4.0	0	0	2	1	0	1	15	8.5
SIENA	12/6/17	*	30	4	7	.571	2	3	.667	6	61	.000	0	2	2	3.7	2	0	2	1	0	1	16	9.6
INDIANA	12/9/17	*	33	4	10	.400	0	3	.000	5	51	.000	0	2	2	3.5	1	0	5	1	0	0	13	10.0
BRYANT	12/11/17	*	22	6	8	.750	4	6	.667	1	2	.500	0	4	4	3.6	1	0	2	0	0	0	17	10.8
vs MEMPHIS	12/16/17	*	33	6	10	.600	3	4	.750	4	41	.000	0	3	3	3.5	3	0	5	3	0	1	19	11.6
ALBANY	12/20/17	*	34	5	7	.714	3	4	.750	6	7	.857	0	1	1	3.3	2	0	4	0	0	0	19	12.3
GRAND CANYON	12/23/17	*	32	4	10	.400	0	2	.000	4	41	.000	2	1	3	3.3	1	0	5	2	0	1	12	12.3

4 Quentin Snider Statistics

Year	GP	GS	Min	Avg	FG	FGA	Pct	3FG	3FGA	Pct	FT	FTA	Pct	OReb	DReb	Reb	Avg	PF	FO	Ast	TO	Blk	Stl	Pts	Avg
2014-15	36	10	589	16.4	53	152	.349	19	67	.284	21	38	.553	9	49	58	1.6	43	0	47	29	1	11	146	4.1
2015-16	31	24	861	27.8	103	256	.402	40	99	.404	45	60	.750	23	47	70	2.3	60	1	109	40	0	25	291	9.4
2016-17	28	28	877	31.3	116	301	.385	56	150	.373	59	82	.720	22	53	75	2.7	43	0	115	42	0	17	347	12.4
2017-18	12	12	388	32.3	48	112	.429	19	54	.352	32	36	.889	7	32	39	3.3	15	0	47	17	0	6	147	12.3
TOTAL	107	74	2715	25.4	320	821	.390	134	370	.362	157	216	.727	61	181	242	2.3	161	1	318	128	1	59	931	8.7

5 Malik Williams

F/C 6-11 225 Fr. - HS Ft. Wayne, Ind. (Snider HS)



■ Scored a season-best nine points against Indiana, knocking down 3-of-4 three-pointers while grabbing four rebounds.

■ Started vs. Omaha and produced eight points, four rebounds and three blocked shots.

■ Pulled down a career-high six rebounds against Bryant.

■ Power forward/center with good shooting range.

■ Averaged 23.6 points, 11.8 rebounds, 3.9 blocked shots and buried 44 three-pointers as a senior in leading Snider High School to a 17-7 record and the school's first Summit Athletic Conference championship since 2009. Snider advanced to the 4A sectional final before falling to eventual state runner-up North Side.

■ Career rebounding and blocked shots leader for Snider.

■ A first-team all-state choice, All-Summit Athletic Conference selection as a junior and senior and was one of four finalists for Indiana's Mr. Basketball.

■ Born Aug. 26, 1998 ... Major is business.

5 Malik Williams

Games With ...	Season	Career
Double-Figure scoring.....	0	0
5 or more rebounds	1	1
4 or more assists	0	0
A blocked shot	4	4
A steal	2	2
A three-pointer	2	2
20+ points.....	0	0

5 Malik Williams Season/Career Highs

- Points..... 9 vs. Indiana (12/9)
- Reb. 6 vs. Bryant (12/11)
- Asst..... 2 vs. Omaha (11/17)
- Blocks 3 vs. Omaha (11/17)
- Steals..... 1 vs. Siena (12/6)
vs. Bryant (12/11)
- FGM 3 vs. Omaha (11/17)
vs. Indiana (12/9)
- FGA 7 vs. Omaha (11/17)
- 3FGM 3 vs. Indiana (12/9)
- 3FGA 4 vs. Indiana (12/9)
- FT 2 vs. George Mason (11/12)
- FTA 2 vs. George Mason (11/12)

5 Malik Williams Game-by-Game

Opponent	Date	GS	Min	FG	FGA	3-Point			Rebounds			Avg	PF	FO	A	TO	Blk	Stl	Pts	Avg				
						Pct	FG	FGA	Pct	FT	FTA										Pct	Off	Def	Tot
GEORGE MASON	11/12/17	4	0	0	.000	0	0	.000	2	21	0	0	1	0	1	1.0	1	0	0	0	2	2.0		
OMAHA	11/17/17 *	19	3	7	.429	1	3	.333	1	11	0	4	4	2.5	2	0	2	2	3	0	8	5.0		
SOU ILLINOIS	11/21/17	14	1	3	.333	0	2	.000	0	0	0	0	0	0	0	0	0	0	1	0	2	4.0		
ST. FRANCIS	11/24/17	DNP																						
at Purdue	11/28/17	10	0	4	.000	0	3	.000	0	0	0	0	0	0	0	0	0	0	0	0	0	3.0		
SETON HALL	12/3/17	12	1	3	.333	1	3	.333	0	0	0	0	0	3	3	2.6	1	0	0	0	0	3	3.0	
SIENA	12/6/17	11	2	4	.500	1	11	.000	0	0	0	0	1	3	4	2.8	1	0	0	1	1	5	3.3	
INDIANA	12/9/17	12	3	4	.750	3	4	.750	0	0	0	0	0	4	4	3.0	1	0	0	0	0	9	4.1	
BRYANT	12/11/17	19	2	4	.500	0	1	.000	0	0	0	0	4	2	6	3.4	1	0	0	1	0	1	4	4.1
vs MEMPHIS	12/16/17	6	0	1	.000	0	0	.000	0	0	0	0	0	1	0	3.1	2	0	0	0	1	0	3.7	
ALBANY	12/20/17	6	0	1	.000	0	0	.000	0	0	0	0	0	4	4	3.2	0	0	0	1	0	0	3.3	
GRAND CANYON	12/23/17	6	0	2	.000	0	2	.000	0	0	0	0	0	0	0	2.9	1	0	0	0	0	0	3.0	

5 Malik Williams Statistics

Year	GP	GS	Min	Avg	FG	FGA	Pct	3FG	3FGA	Pct	FT	FTA	Pct	OReb	DReb	Reb	Avg	PF	FO	Ast	TO	Blk	Stl	Pts	Avg
2017-18	11	1	119	10.8	12	33	.364	6	19	.316	3	3	1.000	8	24	32	2.9	12	0	2	5	6	2	33	3.0
TOTAL	11	1	119	10.8	12	33	.364	6	19	.316	3	3	1.000	8	24	32	2.9	12	0	2	5	6	2	33	3.0

13 Ray Spalding

F 6-10 225 Jr. - 2L Louisville, Ky. (Trinity HS)

■ Starter at power forward is UofL's leader in rebounding (9.6, sixth in the ACC and 30th nationally) and steals (1.83, seventh in the ACC).

■ Had a career-high game with 21 points and 16 rebounds against Grand Canyon for his fifth double-double of the season and seventh of his career. Also finished with two blocks and three steals.

■ Needs two points for 500 in his career. He grabbed his 400th career rebound against Bryant.

■ Has pulled down at least eight rebounds in nine of the last 10 games.

■ Ranks third the ACC in offensive rebounds (3.58 per game, 18th in the nation) and is fifth in the ACC in blocked shots (2.33).

■ Has improved his free throw percentage to 70.6 percent this season, up from 54.5 last year.

■ Recorded his second consecutive double-double with 10 points and a career-high 14 rebounds against Indiana. Also tied a career-high with five blocks in the game.

■ Added 10+ pounds of muscle to his frame from a year ago.

■ Two-time 2017 All-ACC Academic team selection.

■ His 7-6 wingspan aids him in leading the team in deflections in nearly every practice.

■ Started five games at power forward as a sophomore and was one of three Cardinals to play in all 34 games.

■ Two-time first team all-state selection who led Trinity to a 24-6 record as a senior and a 118-21 record in his 4 years.

■ His uncle Manuel Forrest played for Louisville (1981-82, 1983-85), who averaged 12.8 points and 5.0 rebounds his senior year with the Cardinals.

■ Born March 11, 1997 ... Major is communication.



13 Ray Spalding

Games With ...	Season	Career
Double-Figure scoring.....	7	19
6 or more rebounds.....	11	34
4 or more assists.....	0	0
A blocked shot.....	9	39
A steal.....	10	45
A three-pointer.....	3	4
20+ points.....	1	1

13 Ray Spalding Season Highs

Points..... 21 vs. Grand Canyon (12/23)
 Reb. 16 vs. Grand Canyon (12/23)
 Asst..... 3 vs. Bryant (12/11)
 Blocks 5 (3 times) *latest*: vs. Memphis (12/16)
 Steals..... 4 vs. Siena (12/6)
 FGM 9 vs. Omaha (11/17)
 FGA 18 vs. Omaha (11/17)
 3FGM 1 (3 times) *latest*: vs. Indiana (12/9)
 3FGA 2 vs. Indiana (12/9)
 FT..... 5 vs. Grand Canyon (12/23)
 FTA..... 9 vs. Grand Canyon (12/23)

13 Ray Spalding Career Highs

Points..... 21 vs. Grand Canyon (12/23/17)
 Reb. 16 vs. Grand Canyon (12/23/17)
 Asst..... 3 (4 times) *latest*: vs. Bryant (12/11/17)
 Blocks 5 (3 times) *latest*: vs. Memphis (12/16/17)
 Steals..... 4 vs. North Florida (11/21/15)
 vs. Siena (12/6/17)
 FGM 9 vs. Omaha (11/17/17)
 FGA 18 vs. Omaha (11/17/17)
 3FGM 1 (4 times) *latest*: vs. Indiana (12/9/17)
 3FGA 2 vs. Purdue (11/28/17)
 vs. Indiana (12/9/17)
 FT..... 5 vs. Duke (1/14/17)
 vs. Grand Canyon (12/23/17)
 FTA..... 9 vs. Grand Canyon (12/23/17)

13 Ray Spalding Game-by-Game

Opponent	Date	GS	Min	FG	FGA	Pct	3-Point			Rebounds			PF	FO	A	TO	Blk	Stl	Pts	Avg				
							FG	FGA	Pct	FT	FTA	Pct									Off	Def	Tot	
GEORGE MASON	11/12/17	*	29	1	6	.167	0	1	.000	0	0	.000	3	4	7	7.0	5	1	3	1	3	2	2.0	
OMAHA	11/17/17	*	27	9	18	.500	1	11	.000	0	0	.000	6	5	11	9.0	2	0	2	2	3	2	19	10.5
SOU ILLINOIS	11/21/17	*	16	3	7	.429	0	1	.000	2	21	.000	3	3	6	8.0	3	0	1	1	0	0	8	9.7
ST. FRANCIS	11/24/17	*	26	8	10	.800	0	0	.000	3	4	.750	6	7	13	9.3	2	0	1	3	5	1	19	12.0
at Purdue	11/28/17	*	30	3	10	.300	1	2	.500	1	2	.500	2	7	9	9.2	4	0	0	2	0	3	8	11.2
SETON HALL	12/3/17	*	17	1	5	.200	0	1	.000	0	0	.000	2	6	8	9.0	3	0	1	4	0	1	2	9.7
SIENA	12/6/17	*	23	3	6	.500	0	0	.000	4	5	.800	2	8	10	9.1	4	0	2	1	4	4	10	9.7
INDIANA	12/9/17	*	30	4	8	.500	1	2	.500	1	2	.500	6	8	14	9.8	3	0	2	0	5	0	10	9.8
BRYANT	12/11/17	*	24	4	8	.500	0	1	.000	3	4	.750	3	6	9	9.7	2	0	3	0	2	3	11	9.9
vs MEMPHIS	12/16/17	*	34	4	9	.444	0	0	.000	4	41	.000	3	6	9	9.6	4	0	1	2	5	1	12	10.1
ALBANY	12/20/17	*	16	3	4	.750	0	0	.000	1	2	.500	1	2	3	9.0	4	0	0	2	1	1	7	9.8
GRAND CANYON	12/23/17	*	36	8	13	.615	0	1	.000	5	9	.556	6	10	16	9.6	2	0	1	1	2	3	21	10.8

13 Ray Spalding Statistics

Year	GP	GS	Min	Avg	FG	FGA	Pct	3FG	3FGA	Pct	FT	FTA	Pct	OReb	DReb	Reb	Avg	PF	FO	Ast	TO	Blk	Stl	Pts	Avg
2015-16	30	6	525	17.5	70	125	.560	1	3	.333	28	56	.500	50	80	130	4.3	66	0	16	27	20	28	169	5.6
2016-17	34	8	653	19.2	79	134	.590	0	3	.000	42	77	.545	65	123	188	5.5	88	3	27	43	29	22	200	5.9
2017-18	12	12	308	25.7	51	104	.490	3	10	.300	24	34	.706	43	72	115	9.6	38	1	15	21	28	22	129	10.8
TOTAL	76	26	1486	19.6	200	363	.551	4	16	.250	94	167	.563	158	275	433	5.7	192	4	58	91	77	72	498	6.6

14 Anas Mahmoud

F/C 7-0 230 Sr. - 3L Cairo, Egypt (West Oaks Academy / Orlando, Fla.)



■ Ranks second in the nation and leads the ACC in blocked shots, averaging 4.33 blocks a game. His nine blocks against Siena and Albany were career-highs.

■ Was one block away from a triple-double against Siena, tying a career-high with 17 points and adding a career-high 13 rebounds and nine blocks. Also tied a career-high with 17 points against Bryant.

■ Has blocked a shot in 65 career games and in 11 games this season, including nine against Siena and Albany. He is ninth in career blocks at UofL with 166. He is second among current ACC players in career blocked shots (leader is Georgia Tech's Ben Lammers) and 11th among active NCAA Division I players.

■ Tri-captain was a 2017 All-ACC Academic Men's Basketball team selection.

■ Last season was second in the ACC and 38th in the nation in blocked shots (2.10 bpg).

■ Blocked a shot in 29 of his 31 games as a junior. He blocked six shots in a game twice in 2016-17 (vs. Wichita State, Notre Dame).

■ Came to the United States in September 2013 for his senior year at West Oaks. He began playing basketball on club teams in Egypt when he was 12 and played later with Egyptian national teams.

■ Speaks four languages: English, Arabic, French and German.

■ Born May 5, 1995 ... Major is sport administration.

14 Anas Mahmoud

Games With ...	Season	Career
Double-Figure scoring.....	6	13
6 or more rebounds.....	8	18
4 or more assists.....	0	0
A blocked shot.....	11	65
A steal.....	10	36
A three-pointer.....	0	0
20+ points.....	0	0

14 Anas Mahmoud Season Highs

Points..... 17 vs. Siena (12/6)
vs. Bryant (12/11)
Reb..... 13 vs. Siena (12/6)
Asst..... 2 vs. Southern Illinois (11/21)
vs. St. Francis (11/24)
Blocks.... 9 vs. Siena (12/6)
vs. Albany (12/20)
Steals..... 2 (3 times) *latest:* vs. Albany (12/20)
FGM..... 8 vs. Siena (12/6)
vs. Bryant (12/11)
FGA..... 12 vs. Siena (12/6)
3FGM..... none
3FGA..... none
FT..... 3 vs. Purdue (11/28)
FTA..... 7 vs. George Mason (11/12)

14 Anas Mahmoud Career Highs

Points..... 17 (3 times) *latest:* vs. Bryant (12/11/17)
Reb..... 13 vs. Siena (12/6/17)
Asst..... 3 vs. Wake Forest (1/4/15)
vs. Virginia Tech (2/18/17)
Blocks.... 9 vs. Siena (12/6/17)
vs. Albany (12/20/17)
Steals..... 4 vs. Syracuse (2/26/17)
FGM..... 8 vs. Siena (12/6/17)
vs. Bryant (12/11/17)
FGA..... 12 vs. Siena (12/6/17)
3FGM..... none
3FGA..... none
FT..... 5 vs. Duke (1/14/17)
FTA..... 7 vs. Duke (1/14/17)
vs. George Mason (11/12/17)

14 Anas Mahmoud Game-by-Game

Opponent	Date	GS	Min	FG	FGA	Pct	3-Point			FT	FTA	Pct	Rebounds			Avg	PF	FO	A	TO	Blk	Stl	Pts	Avg
							FG	FGA	Pct				Off	Def	Tot									
GEORGE MASON	11/12/17	*	28	2	4	.500	0	0	.000	2	7	.286	2	7	9	9.0	0	0	1	1	2	1	6	6.0
OMAHA	11/17/17		22	5	9	.556	0	0	.000	0	0	.000	2	6	8	8.5	2	0	1	2	8	0	10	8.0
SOU ILLINOIS	11/21/17	*	23	1	3	.333	0	0	.000	0	0	.000	2	3	5	7.3	0	0	2	1	3	1	2	6.0
ST. FRANCIS	11/24/17	*	36	6	10	.600	0	0	.000	0	0	.000	4	5	9	7.8	1	0	2	0	2	2	12	7.5
at Purdue	11/28/17	*	26	4	8	.500	0	0	.000	3	4	.750	4	4	8	7.8	4	0	1	1	1	1	11	8.2
SETON HALL	12/3/17	*	20	0	0	.000	0	0	.000	0	0	.000	1	0	1	6.7	2	0	0	1	5	2	0	6.8
SIENA	12/6/17	*	26	8	12	.667	0	0	.000	1	11.000	4	9	13	7.6	2	0	1	4	9	1	17	8.3	
INDIANA	12/9/17	*	20	4	7	.571	0	0	.000	2	21.000	2	5	7	7.5	5	1	0	2	0	1	10	8.5	
BRYANT	12/11/17	*	18	8	10	.800	0	0	.000	1	2	.500	5	4	9	7.7	0	0	1	0	3	0	17	9.4
vs MEMPHIS	12/16/17	*	28	2	3	.667	0	0	.000	0	0	.000	0	2	2	7.1	1	0	1	2	7	2	4	8.9
ALBANY	12/20/17	*	32	4	10	.400	0	0	.000	1	4	.250	6	1	7	7.1	1	0	1	0	9	2	9	8.9
GRAND CANYON	12/23/17	*	33	3	4	.750	0	0	.000	1	2	.500	2	3	5	6.9	0	0	2	2	3	1	7	8.8

14 Anas Mahmoud Statistics

Year	GP	GS	Min	Avg	FG	FGA	Pct	3FG	3FGA	Pct	FT	FTA	Pct	OReb	DReb	Reb	Avg	PF	FO	Ast	TO	Blk	Stl	Pts	Avg
2014-15	30	2	236	7.9	13	25	.520	0	0	.000	9	12	.750	17	24	41	1.4	30	0	11	14	20	4	35	1.2
2015-16	22	2	288	13.1	29	62	.468	0	0	.000	13	33	.394	25	40	65	3.0	36	2	12	17	29	11	71	3.2
2016-17	31	15	580	18.7	76	122	.623	0	0	.000	24	52	.462	48	76	124	4.0	82	3	26	35	65	27	176	5.7
2017-18	12	11	312	26.0	47	80	.588	0	0	.000	11	22	.500	34	49	83	6.9	18	1	13	16	52	14	105	8.8
TOTAL	95	30	1416	14.9	165	289	.571	0	0	.000	57	119	.479	124	189	313	3.3	166	6	62	82	166	56	387	4.1

22 Deng Adel

G/F 6-7 200 Jr. - 2L Melbourne, Australia (Victory Rock Prep / Bradenton, Fla.)

■ Scoring leader (15.6 ppg, 14th in the ACC) has five 20-point scoring efforts in his last 16 games stretching back to the end of last season, including three games this season.

■ Has scored double-figures in 14 of the last 15 games, dating back to last season (36 for his career) He has been the Cardinals' scoring leader on five occasions this year.

■ Top scoring efforts for the season were 21 vs. Omaha (7-of-8 FG) and 20 vs. George Mason and Seton Hall.

■ A preseason All-ACC selection (second team), he is on the preseason watch lists for three player of the year awards (USBWA Oscar Robertson Trophy, Citizen Naimsmith Trophy and John Wooden Award).

■ Two-time All-ACC Academic team selection.

■ Primary starter at small forward for the Cardinals as a sophomore, scoring in double digits in 22 games.

■ Has a 7-0 wingspan.

■ Was born in Sudan, Africa and moved to Australia as a child, following a similar path as teammate Mangok Mathiang.

■ Born Aug. 7, 1996 ... Major is communication.



22 Deng Adel

Games With ...	Season	Career
Double-Figure scoring....	11	36
6 or more rebounds	2	14
4 or more assists	4	9
A blocked shot	5	15
A steal	7	26
A three-pointer	9	37
20+ points	3	5

22 Deng Adel Season Highs

Points..... 21 vs. Omaha (11/17)
 Reb. 8 vs. Omaha (11/17)
 Asst..... 5 vs. Siena (12/6)
 Blocks 2 vs. George Mason (11/12)
 vs. Seton Hall (12/3)
 Steals..... 4 vs. Southern Illinois (11/21)
 FGM 9 vs. George Mason (11/12)
 FGA 17 vs. George Mason (11/12)
 3FGM 5 vs. Memphis (12/16)
 3FGA 8 vs. Indiana (12/9)
 vs. Memphis (12/16)
 FT..... 7 vs. Omaha (11/17)
 FTA..... 8 vs. Omaha (11/17)

22 Deng Adel Career Highs

Points..... 22 vs. Wake Forest (3/1/17)
 Reb. 12 vs. Southern Illinois (12/7/16)
 Asst..... 5 vs. William & Mary (11/14/16)
 vs. Siena (12/6/17)
 Blocks 3 vs. Texas Southern (12/10/16)
 Steals..... 4 vs. William & Mary (11/14/16)
 vs. Southern Illinois (11/21/17)
 FGM 9 vs. Wake Forest (3/1/17)
 vs. George Mason (11/12/17)
 FGA 17 vs. George Mason (11/12/17)
 3FGM 4 vs. Miami (2/11/17)
 vs. Indiana (12/9/17)
 3FGA 10 vs. Miami (2/11/17)
 FT..... 7 (3 times) *latest*: vs. Omaha (11/17/17)
 FTA..... 9 vs. Syracuse (2/26/17)

22 Deng Adel Game-by-Game

Opponent	Date	GS	Min	FG	FGA	Pct	3-Point			FT	FTA	Pct	Rebounds			Avg	PF	FO	A	TO	Blk	Stl	Pts	Avg
							FG	FGA	Pct				Off	Def	Tot									
GEORGE MASON	11/12/17	*	39	9	17	.529	1	5	.200	1	2	.500	0	4	4	4.0	3	0	3	3	2	0	20	20.0
OMAHA	11/17/17	*	34	7	8	.875	0	1	.000	7	8	.875	0	8	8	6.0	2	0	4	2	1	1	21	20.5
SOU ILLINOIS	11/21/17	*	27	5	11	.455	0	3	.000	6	7	.857	2	5	7	6.3	2	0	1	3	1	4	16	19.0
ST. FRANCIS	11/24/17	*	34	4	10	.400	2	6	.333	3	5	.600	0	3	3	5.5	0	0	4	0	0	0	13	17.5
at Purdue	11/28/17	*	38	5	15	.333	1	11	.000	2	21	.000	1	3	4	5.2	1	0	2	4	0	2	13	16.6
SETON HALL	12/3/17	*	36	7	12	.583	0	2	.000	6	61	.000	1	4	5	5.2	0	0	2	4	2	1	20	17.2
SIENA	12/6/17	*	25	4	9	.444	0	2	.000	1	3	.333	2	0	2	4.7	2	0	5	1	0	0	9	16.0
INDIANA	12/9/17	*	33	6	15	.400	4	8	.500	0	0	.000	0	1	1	4.3	0	0	1	3	0	1	16	16.0
BRYANT	12/11/17	*	22	6	10	.600	2	4	.500	3	31	.000	0	0	0	3.8	0	0	4	1	0	0	17	16.1
vs MEMPHIS	12/16/17	*	34	5	11	.455	5	8	.625	0	0	.000	0	3	3	3.7	2	0	3	2	0	1	15	16.0
ALBANY	12/20/17	*	33	5	11	.455	1	4	.250	2	21	.000	0	3	3	3.6	1	0	1	2	0	0	13	15.7
GRAND CANYON	12/23/17	*	32	5	14	.357	1	6	.167	3	4	.750	0	1	1	3.4	1	0	2	1	1	1	14	15.6

22 Deng Adel Statistics

Year	GP	GS	Min	Avg	FG	FGA	Pct	3FG	3FGA	Pct	FT	FTA	Pct	OReb	DReb	Reb	Avg	PF	FO	Ast	TO	Blk	Stl	Pts	Avg
2015-16	22	8	267	12.1	31	68	.456	7	20	.350	20	27	.741	10	36	46	2.1	23	0	14	26	1	6	89	4.0
2016-17	33	30	992	30.1	141	334	.422	44	127	.346	74	96	.771	23	124	147	4.5	61	1	70	45	12	20	400	12.1
2017-18	12	12	387	32.2	68	143	.476	17	50	.340	34	42	.810	6	35	41	3.4	14	0	32	26	7	11	187	15.6
TOTAL	67	50	1646	24.6	240	545	.440	68	197	.345	128	165	.776	39	195	234	3.5	98	1	116	97	20	37	676	10.1

24 Dwayne Sutton

G/F 6-5 200 So. - Tr. Louisville, Ky. (Manual HS / UNC Asheville)



■ Good energy off the bench, ranks third on the team in rebounding (4.3) despite averaging 14.1 minutes a game.

■ Had seven points and five rebounds against Grand Canyon in his last game after grabbing nine rebounds off the bench against Albany. He would average 12.1 rebounds in prorated 40-minute statistics.

■ Scored a season-high nine points against Seton Hall.

■ Redshirted the 2016-17 season as a walk-on after transferring to Louisville following his freshman year at UNC Asheville. He has earned a scholarship for this season.

■ Was UNC Asheville's second-leading scorer and top rebounder in 2015-16, averaging 12.0 points and 7.7 rebounds as a freshman.

■ Earned Big South Tournament MVP when he produced season highs of 25 points and 18 rebounds against Winthrop in the championship game of the Big South Tournament.

■ Scored in double digits on 21 occasions and grabbed eight or more rebounds in 16 games and had three or more steals in six games.

■ The Seventh Region Player of the Year and first team all-state selection in 2014-15, Sutton led Manual High School to a 25-6 record and their first regional final appearance in 15 years.

■ Born Feb. 26, 1997 ... Major is sport administration.

24 Dwayne Sutton

Games With ...	Season	Career
Double-Figure scoring.....	0	0
5 or more rebounds.....	5	5
4 or more assists.....	0	0
A blocked shot.....	1	1
A steal.....	4	4
A three-pointer.....	5	5
20+ points.....	0	0

24 Dwayne Sutton Season Highs

- Points..... 9 vs. Seton Hall (12/3)
- Reb. 10 vs. Omaha (11/17)
- Asst..... 1 (4 times) *latest:* vs. Memphis (12/16)
- Blocks 2 vs. Southern Illinois (11/21)
- Steals 2 vs. Southern Illinois (11/21)
vs. Siena (12/6)
- FGM 3 (4 times) *latest:* vs. Bryant (12/11)
- FGA 6 vs. Seton Hall (12/3)
vs. Memphis (12/16)
- 3FGM 2 (4 times) *latest:* vs. Memphis (12/16)
- 3FGA 3 (4 times) *latest:* vs. Memphis (12/16)
- FT 3 vs. Omaha (11/17)
- vs. Grand Canyon (12/23)
- FTA 4 vs. Omaha (11/17)
vs. Grand Canyon (12/23)

24 Dwayne Sutton Game-by-Game

Opponent	Date	GS	Min	FG	FGA	Pct	3-Point			Rebounds			Avg	PF	FO	A	TO	Blk	Stl	Pts	Avg		
							FG	FGA	Pct	FT	FTA	Pct										Off	Def
GEORGE MASON	11/12/17	6	0	1	.000	0	1	.000	0	0	0	0.0	2	0	0	0	0	0	0	0	0.0		
OMAHA	11/17/17	18	0	1	.000	0	1	.000	3	4	.750	3	7	10	5.0	1	0	0	1	0	3	1.5	
SOU ILLINOIS	11/21/17	16	3	4	.750	2	3	.667	0	0	.000	1	5	6	5.3	2	0	1	0	2	2	3.7	
ST. FRANCIS	11/24/17	14	3	4	.750	1	2	.500	0	0	.000	2	0	2	4.5	4	0	1	0	0	7	4.5	
at Purdue	11/28/17	5	1	1	1.000	0	0	.000	0	0	.000	0	1	1	3.8	3	0	0	0	0	2	4.0	
SETON HALL	12/3/17	20	3	6	.500	2	3	.667	1	2	.500	2	1	3	3.7	4	0	1	0	0	9	4.8	
SIENA	12/6/17	15	0	3	.000	0	2	.000	0	0	.000	3	3	6	4.0	2	0	0	1	0	2	4.1	
INDIANA	12/9/17	14	1	4	.250	0	2	.000	0	0	.000	0	3	3	3.9	1	0	0	2	0	1	2	3.9
BRYANT	12/11/17	13	3	5	.600	2	3	.667	0	0	.000	1	3	4	3.9	1	0	0	1	0	1	8	4.3
vs MEMPHIS	12/16/17	9	2	6	.333	2	3	.667	0	0	.000	1	1	2	3.7	1	0	1	0	0	0	6	4.5
ALBANY	12/20/17	21	0	4	.000	0	2	.000	0	0	.000	0	9	9	4.2	3	0	0	0	0	0	4.1	
GRAND CANYON	12/23/17	18	2	3	.667	0	1	.000	3	4	.750	2	3	5	4.3	4	0	0	0	0	7	4.3	

24 Dwayne Sutton Statistics

Year	GP	GS	Min	Avg	FG	FGA	Pct	3FG	3FGA	Pct	FT	FTA	Pct	OReb	DReb	Reb	Avg	PF	FO	Ast	TO	Blk	Stl	Pts	Avg
2017-18	12	0	169	14.1	18	42	.429	9	23	.391	7	10	.700	15	36	51	4.3	28	0	4	5	2	6	52	4.3
TOTAL	12	0	169	14.1	18	42	.429	9	23	.391	7	10	.700	15	36	51	4.3	28	0	4	5	2	6	52	4.3

30 Ryan McMahon

G 6-0 175 So. - 1L Sarasota, Fla. (Cardinal Mooney HS)



■ After nearly two months out with a broken rib, he saw his first action of the season against Indiana, scoring four points while dishing out three assists and collecting a two steals in 11 minutes played.

■ Gathered eight steals in the last five games, including a career-best three thefts against Grand Canyon.

■ Tied a career-high with 15 points against Albany, connecting on a career-high five three-pointers.

■ Suffered a broken rib on his left side in a collision during UofL's first intrasquad scrimmage on Oct. 13 and had two full practices with the team before playing vs. Indiana. He had participated in non-contact drills for two weeks prior to that.

■ 19 of his 20 field goals as a freshman were three-pointers.

■ Redshirted during the 2015-16 season.

■ Averaged 26.4 points, 3.3 assists, 3.0 rebounds and 2.5 steals as a senior in 2014-15 in leading Cardinal Mooney to a 26-4 record and the state final four for the first time in school history. He made 51 percent of his three-pointers (127 of 249) and 83 percent at the free throw line.

■ Honored as the 2015 Florida Class 3A Player of the Year, he was third in the 2015 voting for Florida Mr. Basketball.

■ His father Dave played basketball at Valparaiso, his mother Kim played volleyball and his sister played volleyball at Jacksonville.

■ Born Sept. 22, 1996 ...Major is finance.

30 Ryan McMahon

Games With ...	Season	Career
Double-Figure scoring.....	1	2
6 or more rebounds	0	0
4 or more assists	0	2
A blocked shot	0	2
A steal	4	9
A three-pointer	4	14
20+ points	0	0

30 Ryan McMahon Season/Career Highs

Points..... 15 vs. Albany (12/20)
 Reb. 4 vs. Grand Canyon (12/23)
 Asst..... 3 vs. Indiana (12/9)
 Blocks none
 Steals 3 vs. Grand Canyon (12/23)
 FGM 5 vs. Albany (12/20)
 FGA 10 vs. Albany (12/20)
 3FGM 5 vs. Albany (12/20)
 3FGA 8 vs. Albany (12/20)
 FT..... 1 vs. Indiana (12/9)
 FTA..... 2 vs. Indiana (12/9)

30 Ryan McMahon Career Highs

Points..... 15 vs. Pittsburgh (1/24/17)
 vs. Albany (12/20/17)
 Reb. 4 vs. Grand Canyon (12/23/17)
 Asst..... 5 vs. Long Beach St. (11/17/16)
 vs. Pittsburgh (1/24/17)
 Blocks 1 vs. Long Beach St. (11/17/16)
 vs. Eastern Kentucky (12/17/16)
 Steals 3 vs. Grand Canyon (12/23/17)
 FGM 5 vs. Pittsburgh (1/24/17)
 vs. Albany (12/20/17)
 FGA 10 vs. Albany (12/20/17)
 3FGM 5 vs. Pittsburgh (1/24/17)
 vs. Albany (12/20/17)
 3FGA 8 vs. Albany (12/20/17)
 FT..... 2 (6 times) *latest:* vs. Syracuse (2/13/17)
 FTA..... 3 vs. Notre Dame (1/4/17)
 vs. Syracuse (2/13/17)

30 Ryan McMahon Game-by-Game

Opponent	Date	GS	Min	FG	FGA	3-Point			Rebounds			Avg	PF	FO	A	TO	Blk	Stl	Pts	Avg			
						Pct	FG	FGA	Pct	FT	FTA										Pct	Off	Def
GEORGE MASON	11/12/17		DNP																				
OMAHA	11/17/17		DNP																				
SOU ILLINOIS	11/21/17		DNP																				
ST. FRANCIS	11/24/17		DNP																				
at Purdue	11/28/17		DNP																				
SETON HALL	12/3/17		DNP																				
SIENA	12/6/17		DNP																				
INDIANA	12/9/17	11	1	4	.250	1	4	.250	1	2	.500	0	1	1	1.0	2	0	3	1	0	2	4	4.0
BRYANT	12/11/17	10	1	3	.333	0	2	.000	0	0	.000	0	0	0	0.5	2	0	2	0	0	2	2	3.0
vs MEMPHIS	12/16/17	12	2	7	.286	2	6	.333	0	0	.000	1	1	2	1.0	3	0	2	0	0	1	6	4.0
ALBANY	12/20/17	18	5	10	.500	5	8	.625	0	0	.000	0	1	1	1.0	3	0	1	2	0	0	15	6.8
GRAND CANYON	12/23/17	14	1	5	.200	1	5	.200	0	0	.000	1	3	4	1.6	1	0	2	0	0	3	3	6.0

30 Ryan McMahon Statistics

Year	GP	GS	Min	Avg	FG	FGA	Pct	3FG	3FGA	Pct	FT	FTA	Pct	OReb	DReb	Reb	Avg	PF	FO	Ast	TO	Blk	Stl	Pts	Avg
2016-17	28	0	176	6.3	20	60	.333	19	52	.365	12	14	.857	2	12	14	0.5	30	0	17	10	2	6	71	2.5
2017-18	5	0	65	13.0	10	29	.345	9	25	.360	1	2	.500	2	6	8	1.6	11	0	10	3	0	8	30	6.0
TOTAL	33	0	241	7.3	30	89	.337	28	77	.364	13	16	.813	4	18	22	0.7	41	0	27	13	2	14	101	3.1

33 Jordan Nwora

F 6-7 215 Fr. - HS Buffalo, N.Y. (Vermont Academy / Saxtons River, Vt.)



- Last name pronounced WOR-uh (silent N).
- Third on the team in field goal percentage (.478, also 10-of-22 three-pointers, .455), he has scored in double digits in five games.
- Totaled 18 points and eight rebounds in 20 minutes off the bench against Southern Illinois.
- Scored 10 points and grabbed three rebounds in 14 minutes against George Mason in his collegiate debut, connecting on 3-of-3 three-pointers.
- In his final prep season at Vermont Academy in Saxtons River, Vt., he averaged 18.7 points and 5.3 rebounds while scoring over 500 points in the 2016-17 season as Vermont finished 19-11. Honored as a Class AA All New England Preparatory School Athletic Council (NEPSAC) selection.
- His father Alex Nwora has been the head men's basketball coach at Erie Community College in Buffalo, N.Y. since 1999. He played basketball at Daemen College, where he is the career rebounding leader with 1,104 rebounds ranks sixth in career scoring with 1,514 points (1989-93).
- Born Sept. 9, 1998 ... Major is exercise science.

33 Jordan Nwora		
Games With ...	Season	Career
Double-Figure scoring.....	5	5
5 or more rebounds.....	1	1
4 or more assists.....	0	0
A blocked shot.....	2	2
A steal.....	6	6
A three-pointer.....	5	5
20+ points.....	0	0

33 Jordan Nwora Season/Career Highs

- Points..... 18 vs. Southern Illinois (11/21)
- Reb. 8 vs. Southern Illinois (11/21)
- Asst..... 1 vs. Southern Illinois (11/21)
vs. Bryant (12/11)
- Blocks 1 vs. Siena (12/6)
vs. Bryant (12/11)
- Steals..... 1 (6 times) *latest*: vs. Bryant (12/11)
- FGM 7 vs. Southern Illinois (11/21)
- FGA 10 vs. Southern Illinois (11/21)
- 3FGM 3 vs. George Mason (11/12)
- 3FGA 5 vs. Siena (12/6)
- FT 5 vs. Seton Hall (12/3)
- FTA..... 8 vs. Seton Hall (12/3)

33 Jordan Nwora Game-by-Game

Opponent	Date	GS	Min	FG	FGA	Pct	3-Point			Rebounds			Avg	PF	FO	A	TO	Blk	Stl	Pts	Avg		
							FG	FGA	Pct	FT	FTA	Pct										Off	Def
GEORGE MASON	11/12/17	14	3	3	1.000	3	3	1.000	1	2	.500	0	3	3	3.0	3	0	1	0	1	10	10.0	
OMAHA	11/17/17	8	1	4	.250	0	1	.000	0	0	.000	2	1	3	3.0	1	0	1	0	0	2	6.0	
SOU ILLINOIS	11/21/17	20	7	10	.700	1	4	.250	3	31.000	2	6	8	4.7	2	0	1	1	0	1	18	10.0	
ST. FRANCIS	11/24/17	14	3	6	.500	2	3	.667	2	21.000	0	0	0	3.5	1	0	0	1	0	1	10	10.0	
at Purdue	11/28/17	13	1	5	.200	1	2	.500	0	0	.000	0	4	4	3.6	1	0	0	1	0	3	8.6	
SETON HALL	12/3/17	21	2	3	.667	1	2	.500	5	8	.625	1	1	2	3.3	2	0	0	2	0	1	10	8.8
SIENA	12/6/17	23	4	8	.500	2	5	.400	1	2	.500	1	3	4	3.4	1	0	0	1	1	11	9.1	
INDIANA	12/9/17	3	0	0	.000	0	0	.000	0	0	.000	0	0	0	3.0	0	0	0	1	0	0	8.0	
BRYANT	12/11/17	15	1	5	.200	0	2	.000	0	0	.000	0	2	2	2.9	2	0	1	1	1	2	7.3	
vs MEMPHIS	12/16/17	6	0	2	.000	0	0	.000	0	0	.000	3	0	3	2.9	1	0	0	0	0	0	6.6	
ALBANY	12/20/17	9	0	0	.000	0	0	.000	0	0	.000	0	1	1	2.7	1	0	1	0	0	0	6.0	
GRAND CANYON	12/23/17	2	0	0	.000	0	0	.000	0	0	.000	0	0	0	2.5	0	0	0	1	0	0	5.5	

33 Jordan Nwora Statistics

Year	GP	GS	Min	Avg	FG	FGA	Pct	3FG	3FGA	Pct	FT	FTA	Pct	OReb	DReb	Reb	Avg	PF	FO	Ast	TO	Blk	Stl	Pts	Avg
2017-18	12	0	148	12.3	22	46	.478	10	22	.455	12	17	.706	9	21	30	2.5	15	0	3	11	2	6	66	5.5
TOTAL	12	0	148	12.3	22	46	.478	10	22	.455	12	17	.706	9	21	30	2.5	15	0	3	11	2	6	66	5.5



2017-18 Louisville Men's Basketball
Louisville Combined Team Statistics (as of Dec 23, 2017)
All games



RECORD:	OVERALL	HOME	AWAY	NEUTRAL
ALL GAMES	10-2	9-1	0-1	1-0
CONFERENCE	0-0	0-0	0-0	0-0
NON-CONFERENCE	10-2	9-1	0-1	1-0

#	Player	gp-gs	min	avg	Total		3-Point		F-Throw		Rebounds				pf	dq	a	to	blk	stl	pts	avg
					fg-fga	fg%	3fg-fga	3fg%	ft-fga	ft%	off	def	tot	avg								
22	ADEL, Deng	12-12	387	32.2	68-143	.476	17-50	.340	34-42	.810	6	35	41	3.4	14	0	32	26	7	11	187	15.6
04	SNIDER, Quentin	12-12	388	32.3	48-112	.429	19-54	.352	32-36	.889	7	32	39	3.3	15	0	47	17	0	6	147	12.3
13	SPALDING, Ray	12-12	308	25.7	51-104	.490	3-10	.300	24-34	.706	43	72	115	9.6	38	1	15	21	28	22	129	10.8
00	KING, V.J.	12-12	294	24.5	38-97	.392	12-28	.429	21-32	.656	8	40	48	4.0	23	1	11	21	2	7	109	9.1
14	MAHMOUD, Anas	12-11	312	26.0	47-80	.588	0-0	.000	11-22	.500	34	49	83	6.9	18	1	13	16	52	14	105	8.8
30	McMAHON, Ryan	5-0	65	13.0	10-29	.345	9-25	.360	1-2	.500	2	6	8	1.6	11	0	10	3	0	8	30	6.0
33	NWORA, Jordan	12-0	148	12.3	22-46	.478	10-22	.455	12-17	.706	9	21	30	2.5	15	0	3	11	2	6	66	5.5
02	PERRY, Darius	12-0	164	13.7	15-42	.357	6-26	.231	21-22	.955	2	10	12	1.0	21	0	24	13	1	8	57	4.8
12	REDDING, Jacob	3-0	9	3.0	4-4	1.000	3-3	1.000	2-2	1.000	0	0	0	0.0	0	0	0	0	0	0	13	4.3
24	SUTTON, Dwayne	12-0	169	14.1	18-42	.429	9-23	.391	7-10	.700	15	36	51	4.3	28	0	4	5	2	6	52	4.3
01	THOMAS, Lance	5-0	26	5.2	6-9	.667	1-4	.250	4-6	.667	2	9	11	2.2	2	0	0	0	1	1	17	3.4
05	WILLIAMS, Malik	11-1	119	10.8	12-33	.364	6-19	.316	3-3	1.000	8	24	32	2.9	12	0	2	5	6	2	33	3.0
03	GRIFFIN, Jo	2-0	11	5.5	0-1	.000	0-1	.000	0-0	.000	0	0	0	0.0	1	0	1	1	0	0	0	0.0
Team											8	8	16				3					
Total.....		12	2400		339-742	.457	95-265	.358	172-228	.754	144	342	486	40.5	198	3	162	142	101	91	945	78.8
Opponents.....		12	2400		280-745	.376	74-248	.298	141-209	.675	162	286	448	37.3	206	-	115	173	30	70	775	64.6

TEAM STATISTICS	LOU	OPP	Date	Opponent	Score	Att.
SCORING	945	775	11/12/17	GEORGE MASON	w 72-61	18304
Points per game	78.8	64.6	11/17/17	OMAHA	w 87-78	18112
Scoring margin	+14.2	-	11/21/17	SOUTHERN ILLINOIS	w 84-42	18046
FIELD GOALS-ATT	339-742	280-745	11/24/17	ST. FRANCIS	w 84-72	17524
Field goal pct	.457	.376	4 11/28/17	at Purdue	L 57-66	14804
3 POINT FG-ATT	95-265	74-248	12/3/17	SETON HALL	L 77-79	19244
3-point FG pct	.358	.298	12/6/17	SIENA	w 86-60	17215
3-pt FG made per game	7.9	6.2	12/9/17	INDIANA	w 71-62	20030
FREE THROWS-ATT	172-228	141-209	12/11/17	BRYANT	w 102-59	16236
Free throw pct	.754	.675	12/16/17	vs MEMPHIS	w 81-72	6525
F-Throws made per game	14.3	11.8	12/20/17	ALBANY	w 70-68	16388
REBOUNDS	486	448	12/23/17	GRAND CANYON	w 74-56	16841
Rebounds per game	40.5	37.3				
Rebounding margin	+3.2	-				
ASSISTS	162	115				
Assists per game	13.5	9.6				
TURNOVERS	142	173				
Turnovers per game	11.8	14.4				
Turnover margin	+2.6	-				
Assist/turnover ratio	1.1	0.7				
STEALS	91	70				
Steals per game	7.6	5.8				
BLOCKS	101	30				
Blocks per game	8.4	2.5				
ATTENDANCE	177940	21329				
Home games-Avg/Game	10-17794	1-14804				
Neutral site-Avg/Game	-	1-6525				

* - Conference game

Score by Periods	1st	2nd	Totals
Louisville	430	515	945
Opponents	367	408	775

2017-18 Louisville Men's Basketball Game-by-Game Team Statistics

Teams	FG-FGA	Pct	3Pt-Att	Pct	FT-FTA	Pct	O	D	Reb	PF-D	Asst	TO	Blk	Stl	1H	2H	OT	TOT
George Mason	20-52	.385	8-27	.296	13-21	.619	7	24	31	20-0	7	15	0	6	27	34		61
LOUISVILLE	22-48	.458	8-20	.400	20-29	.690	7	29	36	18-1	11	14	5	8	24	48		72
Omaha	31-86	.360	9-27	.333	7-10	.700	22	19	41	17-0	14	10	4	12	25	53		78
LOUISVILLE	32-69	.464	4-16	.250	19-22	.864	18	35	53	13-0	14	17	15	6	40	47		87
Southern Illinois	17-64	.266	3-21	.143	5-9	.556	11	29	40	16-0	11	16	4	4	18	24		42
LOUISVILLE	31-69	.449	8-26	.308	14-15	.933	10	39	49	9-0	17	8	9	8	29	55		84
St. Francis	25-55	.455	10-21	.476	12-17	.706	12	23	35	17-1	11	19	1	2	35	37		72
LOUISVILLE	31-64	.484	9-25	.360	13-17	.765	13	20	33	13-0	16	9	7	5	46	38		84
Purdue	19-57	.333	5-23	.217	23-32	.719	9	30	39	16-0	9	11	5	5	23	43		66
LOUISVILLE	20-63	.317	6-18	.333	11-14	.786	11	30	41	23-1	10	14	1	6	22	35		57
Seton Hall	31-68	.456	6-21	.286	11-19	.579	13	22	35	17-0	10	12	1	11	38	41		79
LOUISVILLE	28-57	.491	7-23	.304	14-19	.737	9	27	36	16-0	8	16	7	7	37	40		77
Siena	19-61	.311	8-16	.500	14-21	.667	18	21	39	16-1	6	21	1	8	36	24		60
LOUISVILLE	32-64	.500	7-19	.368	15-19	.789	13	30	43	19-0	11	16	15	11	39	47		86
Indiana	22-55	.400	5-23	.217	13-19	.684	12	25	37	17-0	9	15	4	5	36	26		62
LOUISVILLE	26-61	.426	9-26	.346	10-14	.714	12	25	37	16-1	13	12	5	8	35	36		71
Bryant	20-58	.345	4-19	.211	15-19	.789	10	19	29	18-1	6	13	0	2	35	24		59
LOUISVILLE	39-70	.557	10-26	.385	14-19	.737	15	31	46	17-0	21	6	7	10	51	51		102
Memphis	27-60	.450	4-11	.364	14-18	.778	15	20	35	13-0	10	12	5	6	38	34		72
LOUISVILLE	28-61	.459	14-26	.538	11-12	.917	14	20	34	20-0	16	11	14	8	38	43		81
Albany	27-74	.365	6-20	.300	8-12	.667	21	31	52	19-0	9	10	2	2	31	37		68
LOUISVILLE	24-57	.421	9-21	.429	13-21	.619	7	30	37	19-0	11	7	10	4	38	32		70
Grand Canyon	22-55	.400	6-19	.316	6-12	.500	12	23	35	20-2	13	19	3	7	25	31		56
LOUISVILLE	26-59	.441	4-19	.211	18-27	.667	15	26	41	15-0	14	12	6	10	31	43		74



2017-18 Louisville Men's Basketball Louisville Team Game-by-Game Comparison (as of Dec 23, 2017) All games



Opponent	1st	2nd	Score	Mar	Total FG	FG Pct	3-Pointers	3FG Pct	Free Throws	FT Pct	Rebounds	Assist	T/Over	Block	Steal	Fouls
GEORGE MASON	24/27	48/34	72-61	+11	22-48/20-52	.458/.385	8-20/8-27	.400/.296	20-29/13-21	.690/.619	36/31 +5	11/7	14/15	5/0	8/6	18/20
OMAHA	40/25	47/53	87-78	+9	32-69/31-86	.464/.360	4-16/9-27	.250/.333	19-22/7-10	.864/.700	53/41 +12	14/14	17/10	15/4	6/12	13/17
SOUTHERN ILLINOIS	29/18	55/24	84-42	+42	31-69/17-64	.449/.266	8-26/3-21	.308/.143	14-15/5-9	.933/.556	49/40 +9	17/11	8/16	9/4	8/4	9/16
ST. FRANCIS	46/35	38/37	84-72	+12	31-64/25-55	.484/.455	9-25/10-21	.360/.476	13-17/12-17	.765/.706	33/35 (2)	16/11	9/19	7/1	5/2	13/17
Purdue	22/23	35/43	57-66	(9)	20-63/19-57	.317/.333	6-18/5-23	.333/.217	11-14/23-32	.786/.719	41/39 +2	10/9	14/11	1/5	6/5	23/16
SETON HALL	37/38	40/41	77-79	(2)	28-57/31-68	.491/.456	7-23/6-21	.304/.286	14-19/11-19	.737/.579	36/35 +1	8/10	16/12	7/1	7/11	16/17
SIENA	39/36	47/24	86-60	+26	32-64/19-61	.500/.311	7-19/8-16	.368/.500	15-19/14-21	.789/.667	43/39 +4	11/6	16/21	15/1	11/8	19/16
INDIANA	35/36	36/26	71-62	+9	26-61/22-55	.426/.400	9-26/5-23	.346/.217	10-14/13-19	.714/.684	37/37 -	13/9	12/15	5/4	8/5	16/17
BRYANT	51/35	51/24	102-59	+43	39-70/20-58	.557/.345	10-26/4-19	.385/.211	14-19/15-19	.737/.789	46/29 +17	21/6	6/13	7/0	10/2	17/18
MEMPHIS	38/38	43/34	81-72	+9	28-61/27-60	.459/.450	14-26/4-11	.538/.364	11-12/14-18	.917/.778	34/35 (1)	16/10	11/12	14/5	8/6	20/13
ALBANY	38/31	32/37	70-68	+2	24-57/27-74	.421/.365	9-21/6-20	.429/.300	13-21/8-12	.619/.667	37/52 (15)	11/9	7/10	10/2	4/2	19/19
GRAND CANYON	31/25	43/31	74-56	+18	26-59/22-55	.441/.400	4-19/6-19	.211/.316	18-27/6-12	.667/.500	41/35 +6	14/13	12/19	6/3	10/7	15/20

Note: Game totals are displayed in the format TEAM/OPPONENT for each category



**2017-18 Louisville Men's Basketball
Louisville Game-by-Game Highs (as of Dec 23, 2017)
All games**



Opponent	Date	Score	Points	Rebounds	Assists	Steals	Blocked shots
GEORGE MASON	11/12/17	72-61	20-ADEL, Deng	9-MAHMOUD, Anas	3-SNIDER, Quentin PERRY, Darius ADEL, Deng	3-SPALDING, Ray	2-ADEL, Deng MAHMOUD, Anas
OMAHA	11/17/17	87-78	21-ADEL, Deng	11-SPALDING, Ray	4-ADEL, Deng SNIDER, Quentin	2-PERRY, Darius SPALDING, Ray	8-MAHMOUD, Anas
SOUTHERN ILLINOIS	11/21/17	84-42	18-NWORA, Jordan	8-KING, V.J. NWORA, Jordan	7-PERRY, Darius	4-ADEL, Deng	3-MAHMOUD, Anas
ST. FRANCIS at Purdue	11/24/17 11/28/17	84-72 57-66	19-SPALDING, Ray 17-KING, V.J.	13-SPALDING, Ray 9-SPALDING, Ray	6-SNIDER, Quentin 6-SNIDER, Quentin	2-MAHMOUD, Anas 3-SPALDING, Ray	5-SPALDING, Ray 1-MAHMOUD, Anas
SETON HALL	12/3/17	77-79	20-ADEL, Deng	8-SPALDING, Ray	2-SNIDER, Quentin ADEL, Deng	2-MAHMOUD, Anas	5-MAHMOUD, Anas
SIENA	12/6/17	86-60	17-MAHMOUD, Anas	13-MAHMOUD, Anas	5-ADEL, Deng	4-SPALDING, Ray	9-MAHMOUD, Anas
INDIANA	12/9/17	71-62	16-ADEL, Deng	14-SPALDING, Ray	5-SNIDER, Quentin	3-KING, V.J.	5-SPALDING, Ray
BRYANT	12/11/17	102-59	17-MAHMOUD, Anas ADEL, Deng SNIDER, Quentin	9-MAHMOUD, Anas SPALDING, Ray	4-ADEL, Deng PERRY, Darius	3-SPALDING, Ray	3-MAHMOUD, Anas
vs MEMPHIS	12/16/17	81-72	19-SNIDER, Quentin	9-SPALDING, Ray	5-SNIDER, Quentin	2-PERRY, Darius MAHMOUD, Anas	7-MAHMOUD, Anas
ALBANY	12/20/17	70-68	19-SNIDER, Quentin	9-SUTTON, Dwayne	4-SNIDER, Quentin	2-MAHMOUD, Anas	9-MAHMOUD, Anas
GRAND CANYON	12/23/17	74-56	21-SPALDING, Ray	16-SPALDING, Ray	5-SNIDER, Quentin	3-McMAHON, Ryan SPALDING, Ray	3-MAHMOUD, Anas



**2017-18 Louisville Men's Basketball
Louisville Points-Rebounds-Assists (as of Dec 23, 2017)
All games**



Opponent	Date	Score	00		01		02		03		04		05		12	
			KING,VJ	THOMAS,LAN	PERRY,DARI	GRIFFIN,JO	SNIDER,QUE	WILLIAMS,M	REDDING,JA							
GEORGE MASON	11/12/17	72-61 w	5-1-0	DNP	17-2-3	DNP	10-6-3	2-1-0	DNP							
OMAHA	11/17/17	87-78 w	8-5-0	DNP	9-1-1	DNP	7-2-4	8-4-2	DNP							
SOUTHERN ILLINOIS	11/21/17	84-42 w	4-8-1	5-3-0	10-1-7	DNP	5-2-3	2-3-0	6-0-0							
ST. FRANCIS	11/24/17	84-72 w	10-2-0	0-1-0	2-1-2	DNP	11-2-6	DNP	DNP							
at Purdue	11/28/17	57-66 L	17-6-0	0-0-0	0-1-1	DNP	3-5-6	0-2-0	DNP							
SETON HALL	12/3/17	77-79 L	14-5-1	DNP	4-1-1	DNP	15-7-2	3-3-0	DNP							
SIENA	12/6/17	86-60 w	7-2-0	2-0-0	7-0-1	0-0-0	16-2-2	5-4-0	2-0-0							
INDIANA	12/9/17	71-62 w	7-2-0	DNP	0-2-2	DNP	13-2-5	9-4-0	DNP							
BRYANT	12/11/17	102-59 w	7-4-3	10-7-0	2-1-4	0-0-1	17-4-2	4-6-0	5-0-0							
vs MEMPHIS	12/16/17	81-72 w	17-3-3	DNP	2-1-0	DNP	19-3-5	0-1-0	DNP							
ALBANY	12/20/17	70-68 w	6-7-2	DNP	1-0-1	DNP	19-1-4	0-4-0	DNP							
GRAND CANYON	12/23/17	74-56 w	7-3-1	DNP	3-1-1	DNP	12-3-5	0-0-0	DNP							

Opponent	Date	Score	13		14		22		24		30		33	
			SPALDING,R	MAHMOUD,AN	ADEL,DENG	SUTTON,DWA	MCMAHON,RY	NWORA,JORD						
GEORGE MASON	11/12/17	72-61 w	2-7-1	6-9-1	20-4-3	0-0-0	DNP	10-3-0						
OMAHA	11/17/17	87-78 w	19-11-2	10-8-1	21-8-4	3-10-0	DNP	2-3-0						
SOUTHERN ILLINOIS	11/21/17	84-42 w	8-6-1	2-5-2	16-7-1	8-6-1	DNP	18-8-1						
ST. FRANCIS	11/24/17	84-72 w	19-13-1	12-9-2	13-3-4	7-2-1	DNP	10-0-0						
at Purdue	11/28/17	57-66 L	8-9-0	11-8-1	13-4-2	2-1-0	DNP	3-4-0						
SETON HALL	12/3/17	77-79 L	2-8-1	0-1-0	20-5-2	9-3-1	DNP	10-2-0						
SIENA	12/6/17	86-60 w	10-10-2	17-13-1	9-2-5	0-6-0	DNP	11-4-0						
INDIANA	12/9/17	71-62 w	10-14-2	10-7-0	16-1-1	2-3-0	4-1-3	0-0-0						
BRYANT	12/11/17	102-59 w	11-9-3	17-9-1	17-0-4	8-4-0	2-0-2	2-2-1						
vs MEMPHIS	12/16/17	81-72 w	12-9-1	4-2-1	15-3-3	6-2-1	6-2-2	0-3-0						
ALBANY	12/20/17	70-68 w	7-3-0	9-7-1	13-3-1	0-9-0	15-1-1	0-1-1						
GRAND CANYON	12/23/17	74-56 w	21-16-1	7-5-2	14-1-2	7-5-0	3-4-2	0-0-0						

2017-18 Louisville Men's Basketball Miscellaneous Statistics

Louisville's Record When the Cardinals ...

Lead at halftime	7-0
Trail at halftime	2-2
Are tied at halftime	1-0
Shoot better from the field than opponent	10-1
Shoot worse from the field than opponent	0-1
Shoot 50 percent or better from the field	2-0
Shoot below 50 percent from the field	8-2
Opp. shoots 50 pct. or better from the field	0-0
Opp. shoots below 50 pct. from the field	10-2
Make 7 or fewer three-point goals	3-2
Make more than 7 three-point goals	7-0
Attempt 20 or fewer three-point goals	4-1
Attempt more than 20 three-point goals	6-1
Shoot more free throws than their opp.	6-1
Opponent shoots more free throws	3-1
Outrebound their opponent	6-2
Are outrebounded by their opponent	3-0
Bench outscores the opponent bench	6-1
Opponent bench outscores their bench	4-1
Commit fewer turnovers than their opp.	8-0
Commit more turnovers than their opp.	1-2
Commit same number of turnover as opp.	0-0
Commit 15 or fewer turnovers	8-1
Commit more than 15 turnovers	2-1
Lead with 5:00 Remaining	9-1
Trail with 5:00 Remaining	1-0
Tied with 5:00 Remaining	0-1
1-3 point margins	1-1
4-5 point margins	0-0
6-10 point margins	3-1
11-19 point margins	3-0
20 or more point margins	3-0
Overtime games	0-0
Vs. Top 25 teams	0-0
Home games	9-1
Away games	0-1
Neutral games	1-0
Score 59 or fewer points	0-1
Score 60-69 points	0-0
Score 70-79 points	4-1
Score 80-89 points	5-0
Score 90 or more points	1-0
Allow 59 or fewer points	3-0
Allow 60-69 points	4-1
Allow 70-79 points	3-1
Allow 80 or more points	0-0

Double-Doubles

Spalding	5	Mahmoud	1
----------	---	---------	---

Points Off Turnovers

Louisville	199	Opponents	144
------------	-----	-----------	-----

Bench Scoring

Louisville	270 (22.5)	Opp.	164 (13.7)
------------	------------	------	------------

Rebounding Advantage

Louisville	8	Opponents	3
------------	---	-----------	---

Attendance

Home	177,940	(17,794 avg.)
Away	14,804	(14,804 avg.)
Neutral	6,525	(6,525 avg.)
Total	199,269	(16,606 avg.)

Double-Figure

Scoring Games

Adel	11
Snider	9
Spalding	7
Mahmoud	6
Nwora	5
King	4
Perry	2
McMahon	1
Thomas	1

Games Leading

UofL in Scoring

Adel	5
Snider	3
Mahmoud	2
Spalding	2
King	1
Nwora	1

Games Leading

UofL in Rebounding

Spalding	8
Mahmoud	3
King	1
Nwora	1
Sutton	1

Games Leading

UofL in Assists

Snider	9
Adel	5
Perry	3

Scored Louisville's

First Points

<i>Who</i>	
Adel	4
King	2
Mahmoud	2
Snider	2
Spalding	2

How

Jumper	6
3-pointer	2
Layup	2
Dunk	1
Free Throw	1

Dunks 37

Spalding	15
Mahmoud	8
Adel	7
King	3
Perry	2
Nwora	1
Thomas	1

Jump Balls Controlled

Louisville	8	(Spalding 8)
Opponents	4	

Starting Lineups

W-L	Forward	Forward	Center	Guard	Guard
9-2	Adel	Spalding	Mahmoud	Snider	King
1-0	Adel	Spalding	Williams	Snider	King

Scoring Summary

	1st Half	2nd Half	OT	Total
Louisville	430	515		945
Opponents	367	408		775

Leads and Deficits

UL's Biggest Halftime Lead	16 (51-35) vs. Bryant (12/11)
UL's Biggest Halftime Lead Blown	7 (38-31) vs. Albany (12/20)
UL's Biggest Halftime Deficit	
Overcome	3 (24-27) vs. George Mason (11/12)
UL's Biggest 2nd Half Lead	48 (84-36) vs. Southern Illinois (11/21)
UL's Biggest 2nd Half Lead Blown	11 three times
<i>latest:</i>	(59-48) vs. Albany (12/20)
UL's Biggest 2nd Half Deficit	9 (66-57) vs. Purdue (11/28)
UL's Biggest 2nd Half Deficit	
Overcome	7 (43-36) vs. Purdue (11/28)
UL's Biggest Overall Lead	48 (84-36) vs. Southern Illinois (11/21)
UL's Biggest Lead Blown	11 three times
<i>latest:</i>	(59-48) vs. Albany (12/20)
UL's Biggest Overall Deficit	10 twice
<i>latest:</i>	(15-25) vs. Indiana (12/9)
UL's Biggest Deficit Overcome	10 twice
<i>latest:</i>	(15-25) vs. Indiana (12/9)

Home, Road and Half Statistics

Halftime Leads	UL 7, Opp 4, Tied 1
FG% in KFC Yum! Center	471 (291-618)
FG% Away from Home	387 (48-124)
3 Pt FG% in KFC Yum! Center	339 (75-221)
3 Pt FG% Away from Home	455 (20-44)
FT% in KFC Yum! Center	743 (150-202)
FT% Away from Home	846 (22-26)
Scoring Average	
in KFC Yum! Center	80.7 (807 pts.)
Scoring Avg. on the Road	69.0 (138 pts.)
Opp. Scoring Average	
in KFC Yum! Center	63.7 (637 pts.)
Opp. Scoring Average	
on the Road	69.0 (138 pts.)
Most 1st Half Points	51 vs. Bryant (12/11)
Most 2nd Half Points	55 vs. Southern Illinois (11/21)
Fewest 1st Half Points	22 vs. Purdue (11/28)
Fewest 2nd Half Points	32 vs. Albany (12/20)
Largest Halftime Lead	16 vs. Bryant (12/11)
Largest Halftime Deficit	3 vs. George Mason (11/12)

2017-18 Louisville Men's Basketball Team Superlatives

Louisville High	Louisville Low	Statistical Category	Opponent High	Opponent Low
102 vs. Bryant (12/11)	57 vs. Purdue (11/28)	Points	79 by Seton Hall (12/3)	42 by Southern Illinois (11/21)
51 vs. Bryant (12/11)	22 vs. Purdue (11/28)	First Half Points	38 by Seton Hall, Memphis	18 by Southern Illinois (11/21)
55 vs. Southern Illinois (11/21)	32 vs. Albany (12/20)	Second Half Points	53 by Omaha (11/17)	24 three times <i>latest: by Bryant (12/11)</i>
39 vs. Bryant (12/11)	20 vs. Purdue (11/28)	Field Goals	31 by Omaha (11/17) by Seton Hall (12/3)	17 by Southern Illinois (11/21)
70 vs. Bryant (12/11)	48 vs. George Mason (11/12)	Field Goal Attempts	86 by Omaha (11/17)	52 by George Mason (11/12)
.557 vs. Bryant (12/11)	.317 vs. Purdue (11/28)	FG Percentage	.456 by Seton Hall (12/3)	.266 by Southern Illinois (11/21)
14 vs. Memphis (12/16)	4 vs. Omaha, Grand Canyon	3-Point Field Goals	10 by St. Francis (11/24)	3 by Southern Illinois (11/21)
26 four times <i>latest: vs. Memphis (12/16)</i>	16 vs. Omaha (11/17)	3-Point Field Goal Att.	27 by George Mason (11/12) by Omaha (11/17)	21 three times <i>latest: by Seton Hall (12/3)</i>
.538 vs. Memphis (12/16)	.211 vs. Grand Canyon (12/23)	3-Point FG Percentage	.500 by Siena (12/6)	.143 by Southern Illinois (11/21)
20 vs. George Mason (11/12)	10 vs. Indiana (12/9)	Free Throws	23 by Purdue (11/28)	5 by Southern Illinois (11/21)
29 vs. George Mason (11/12)	12 vs. Memphis (12/16)	Free Throw Attempts	32 by Purdue (11/28)	9 by Southern Illinois (11/21)
.933 vs. Southern Illinois (11/21)	.619 vs. Albany (12/20)	Free Throw Percentage	.789 by Bryant (12/11)	.500 by Grand Canyon (12/23)
18 vs. Omaha (11/17)	7 vs. George Mason, Albany	Offensive Rebounds	22 by Omaha (11/17)	7 by George Mason (11/12)
39 vs. Southern Illinois (11/21)	20 vs. St. Francis, Memphis	Defensive Rebounds	30 by Purdue (11/28)	19 by Omaha, Bryant
53 vs. Omaha (11/17)	33 vs. St. Francis (11/24)	Total Rebounds	41 by Omaha (11/17)	29 by Bryant (12/11)
23 vs. Purdue (11/28)	9 vs. Southern Illinois (11/21)	Fouls	20 by G. Mason, Grand Canyon	13 by Memphis (12/16)
21 vs. Bryant (12/11)	8 vs. Seton Hall (12/3)	Assists	14 by Omaha (11/17)	6 by Siena, Bryant (12/11)
17 vs. Omaha (11/17)	6 vs. Bryant (12/11)	Turnovers	21 by Siena (12/6)	10 by Omaha (11/17)
15 vs. Omaha (11/17) vs. Siena (12/6)	1 vs. Purdue (11/28)	Blocked Shots	5 by Purdue (11/28) by Memphis (12/16)	0 by George Mason (11/12) by Bryant (12/11)
11 vs. Siena (12/6)	4 vs. Albany (12/20)	Steals	12 by Omaha (11/17)	2 three times <i>latest: by Albany (12/20)</i>

2017-18 Louisville Men's Basketball Individual Superlatives

	Louisville	Opponent
Points	21 by Deng Adel vs. Omaha (11/17) by Ray Spalding vs. Grand Canyon (12/23)	30 by Jaire Grayer, George Mason (11/12)
Field Goals Made	9 by Adel vs. Geo. Mason (11/12), Spalding vs. Omaha (11/17)	12 by Desi Rodriguez, Seton Hall (12/3)
Field Goals Attempted	18 by Ray Spalding vs. Omaha (11/17)	18 3 times <i>latest: by David Nichols, Albany (12/20)</i>
Highest FG Pct. (min. 5 made)	.875 (7-8) by Deng Adel vs. Omaha (11/17)	.714 (5-7) by De'Ron Davis, Indiana (12/9)
3-Point Field Goals Made	5 by Adel vs. Memphis (12/16), McMahon vs. Albany (12/20)	5 by Jaire Grayer, George Mason (11/12)
3-Point Field Goals Attempted	8 by Deng Adel vs. Indiana (12/9); Memphis (12/16) by Ryan McMahon vs. Albany (12/20)	11 by Jaire Grayer, George Mason (11/12)
3-Point FG Pct. (min. 3 made)	100 (3-3) by Darius Perry & Jordan Nwora vs. George Mason (11/12)	.750 (3-4) by Joe Cremo, Albany (12/20)
Free Throws Made	8 by Darius Perry vs. George Mason (11/12)	9 by Carsen Edwards, Purdue (11/28) by Jeremiah Martin, Memphis (12/16)
Free Throws Attempted	9 by Ray Spalding vs. Grand Canyon (12/23)	11 by Goanar Mar, George Mason (11/12) by Carsen Edwards, Purdue (11/28)
Free Throw Pct. (min. 8 made)	100 (8-8) by Darius Perry vs. George Mason (11/12)	100 (9-9) by Jeremiah Martin, Memphis (12/16)
Offensive Rebounds	6 by Ray Spalding (4 times) <i>latest: vs. Grand Canyon (12/23)</i>	10 by Sammy Friday, Siena (12/6)
Defensive Rebounds	10 by Ray Spalding vs. Grand Canyon (12/23)	9 by Keith Braxton, St. Francis (11/24)
Total Rebounds	16 by Ray Spalding vs. Grand Canyon (12/23)	15 by Sammy Friday, Siena (12/6) by Alex Foster, Albany (12/20)
Turnovers	5 by Darius Perry vs. Siena (12/6)	6 by Jamaal King & Keith Braxton, St. Francis (11/24)
Assists	7 by Darius Perry vs. Southern Illinois (11/21)	7 by Casey Benson, Grand Canyon (12/23)
Blocked Shots	9 by Anas Mahmoud vs. Siena (12/6); Albany (12/20)	4 by Matt Haarms, Purdue (11/28)
Steals	4 by Deng Adel vs. Southern Illinois (11/21) by Ray Spalding vs. Siena (12/6)	4 three times <i>latest: by Rodrigues & Cale vs. Seton Hall (12/3)</i>
Minutes Played (regulation game)	39 by Deng Adel vs. George Mason (11/12) by Quentin Snider vs. Purdue (11/28)	40 by Keith Braxton, St. Francis (11/24)

2017-18 Louisville Photo Roster




0 V.J. King
F 6-6 190 So.
Cleveland, Ohio
(Paul VI Catholic HS)



1 Lance Thomas
F 6-8 220 Fr.
Norcross, Ga.
(Norcross HS)




2 Darius Perry
G 6-2 175 Fr.
Powder Springs, Ga.
(Wheeler HS)



3 Jo Griffin
G 6-1 175 Fr.
Crestwood, Ky.
(South Oldham HS)



4 Quentin Snider
G 6-2 175 Sr.
Louisville, Ky.
(Ballard HS)



5 Malik Williams
F/C 6-11 225 Fr.
Ft. Wayne, Ind.
(Snider HS)




12 Jacob Redding
G 6-0 165 Fr.
Ft. Wayne, Ind.
(Carroll HS)



13 Ray Spalding
F 6-10 225 Jr.
Louisville, Ky.
(Trinity HS)



14 Anas Mahmoud
C/F 7-0 230 Sr.
Cairo, Egypt
(West Oaks Academy)




22 Deng Adel
G/F 6-7 200 Jr.
Melbourne, Australia
(Victory Rock Prep)



23 Steven Enoch
C 6-10 240 Jr.
Norwalk, Conn.
(Univ. of Connecticut)



24 Dwayne Sutton
F 6-5 200 So.
Louisville, Ky.
(UNC Asheville)



30 Ryan McMahon
G 6-0 175 So.
Sarasota, Fla.
(Cardinal Mooney HS)



33 Jordan Nwora
F 6-7 215 Fr.
Buffalo, N.Y.
(Vermont Academy)



On The Bench



Pronunciation Guide:

- ◆ Adel (uh-DELL)
- ◆ Anas Mahmoud (AH-nus mah-MOOD)
- ◆ Enoch (EE-knock)
- ◆ Nwora (WOR-uh, silent N)

Steven Enoch will sit out the 2017-18 season after transferring from Connecticut.



David Padgett
Acting Head Coach



Trent Johnson
Assistant Coach



Greg Paulus
Assistant Coach



R.J. Evans
Assistant Coach



Michael Bowden
Dir. Basketball Operations