

2017-18 SCHEDULE

November 2017

10	SACRAMENTO STATE (N1)	SECN+	W, 101-70
12	GARDNER-WEBB (N1)	SECN+	W, 72-34
16	at Montana		W, 71-54
19	at Washington State	Pac-12.com	W, 73-68
22	MOREHEAD STATE (N1)	SECN+	W, 86-53
26	MARSHALL	SECN+	W, 69-39
30	at #9/9 Baylor^	FoxCollegeSports	L, 63-90

December 2017

03	TENNESSEE TECH	SECN+	2 P.M.
05	EVANSVILLE	SECN+	7 P.M.
08	at Florida Gulf Coast		7 p.m.
10	at Miami (Fla.)		1 p.m.
17	LOUISVILLE	SEC NETWORK	3 P.M.
21	CALIFORNIA	SEC NETWORK	NOON
28	at Middle Tennessee		7:30 p.m.
31	TENNESSEE*!	SEC NETWORK	NOON

January 2018

04	at Texas A&M*	SEC Network	7 p.m.
07	GEORGIA*	SECN+	2 P.M.
11	at Florida*	SECN+	7 p.m.
15	at Vanderbilt*	SEC Network	7 p.m.
21	SOUTH CAROLINA*!	ESPNU	NOON
25	ALABAMA*	SECN+	7 P.M.
29	at Arkansas*	SEC Network	7 p.m.

February 2018

01	AUBURN*	SECN+	7 P.M.
04	LSU*!	SEC NETWORK	NOON
08	at Missouri*	SEC Network	9 p.m.
11	at Mississippi State*	ESPNU	2 p.m.
15	ARKANSAS*	SECN+	7 P.M.
18	at South Carolina*	SEC Network	3 p.m.
22	at Ole Miss*	SEC Network	8:30 p.m.
25	MISSISSIPPI STATE*ESPNU/ESPNU2		12/4 P.M.

March 2018

28-4	SEC Tournament (N2)		TBA
16-19	NCAA First & Second Rounds (N3)		TBA
23-26	NCAA Regionals (N4)		TBA

April 2018

30-1	NCAA Final Four (N5)		TBA
------	----------------------	--	-----

All Times Eastern (ET); * denotes SEC game; ^ denotes Big 12/SEC Challenge; ! denotes game played at Rupp Arena; N1 – Matthew Mitchell Classic (multi-team event) – Morehead, Ky. (Johnson Arena); Lexington, Ky. (Memorial Coliseum); N2 – SEC Tournament – Nashville, Tenn. (Bridgestone Arena); N3 – NCAA First & Second Rounds – TBD; N4 – NCAA Regionals – Albany, N.Y. (Times Union Center), Kansas City, Mo. (Sprint Center), Lexington, Ky. (Rupp Arena), Spokane, Wash. (Veterans Memorial Arena); N5 – NCAA Final Four – Columbus, Ohio (Nationwide Arena)

No. 20/22 Kentucky Wildcats vs. Tennessee Tech Golden Eagles

Sunday, Dec. 3, 2017 · 2 p.m. ET · SEC Network+
Lexington, Ky. · Memorial Coliseum (8,000)

UK Media Relations · (859) 257-3838 · www.ukathletics.com
Kentucky WBB Contacts: **Evan Crane** (wesley.crane@uky.edu) and **Karlie Kinneer** (karlie.kinneer@uky.edu)

GAME CENTER

KENTUCKY

Record: 6-1 (0-0 SEC)
H: 4-0 | A: 2-1 | N: 0-0
Ranking: 20/22
RPI: n/a

Last Game: L, 63-90 at No. 9/9 Baylor on Nov. 30, 2017

Coch: Matthew Mitchell (Mississippi St, 1995)
Overall: 277-130 (.680) (13th season)
at UK: 247-101 (.709) (11th season)



TENNESSEE TECH

Record: 1-5 (0-0 OVC)
H: 1-1 | A: 0-4 | N: 0-0
Ranking: nr/nr
RPI: n/a

Last Game: L, 82-59 at Wright State on Dec. 1, 2017

Coch: Kim Rosamond (Ole Miss, 1998)
Overall: 11-25 (.305) (2nd season)
at TTU: 11-25 (.305) (2nd season)



QUICK NOTES

- Kentucky is in its 44th season of varsity women's basketball with a 789-516 (.604) all-time record.
- The Wildcats have had great success in Memorial Coliseum, sitting at 434-152 (.740) overall in the historic building, including a 144-23 (.862) mark under head coach Matthew Mitchell.
- Maci Morris has hit a team-best 21 3-pointers this season, which ranks her high nationally. Morris' 21 total 3s hit ranks her 37th in the nation and fourth in the SEC, while her 52.5 percent from long range this season ranks her 19th best nationally and second in the league.
- Morris is making her way up the all-time 3-point field goals made list at Kentucky. The native of Pineville, Ky., has hit 123 career 3s which ranks her seventh all-time in UK history. Morris needs 39 more to tie Jenny Pfeiffer (2003-07) for sixth all-time.
- Taylor Murray ranks fifth in the SEC in assist-turnover ratio and eighth in the league in total assists with 30. Murray is an impressive 28-of-29 from the free-throw line this season, which ranks her sixth in the nation and first in the league at 96.6 percent.
- UK ranks 24th nationally as a team and second in the SEC with a 1.35 assist-turnover ratio. The Wildcats are also 17th in the nation and second in the SEC in 3-point field goal percentage at 40.9 percent and 18th in the nation and second in the SEC in fewest turnovers per game at 12.3.
- Kentucky started the season with a 6-0 record for the first time since the 2015-16 season when UK began the year 11-0. This was the fifth time UK started a season 6-0 under Mitchell and the ninth such start in program history.
- UK is in a stretch of five games in 11 days, including 3 games vs teams ranked or receiving votes.

PROBABLE STARTERS



#3 KEKE MCKINNEY F 6-1 Fr. Knoxville, Tenn.

- Earned her first career start in Kentucky's loss at No. 9 Baylor.
- Had 7 points/7 rebounds against Gardner-Webb and 7 points/5 rebounds vs. Marshall.
- Averaged 16 points and 11 rebounds per game as a senior at Fulton High School.

#4 MACI MORRIS G 6-0 Jr. Pineville, Ky.

- Has started every game of her UK career, averaging 10.6 points per game in her career.
- Scored a season-best 20 points at Washington State with six rebounds and one assist.
- Team leader in career 3s hit with 118, ranking seventh most in program history.

#22 MAKENZIE CANN G 6-1 Sr. Lawrenceburg, Ky.

- Shined in season opener with 17 points and six rebounds, hitting four 3s.
- Had back-to-back double-doubles with 15 points and 10 rebounds vs. Wash. State and MSU.
- Has hit a 3-pointer in every game this season, including three or more in three games.

#24 TAYLOR MURRAY G 5-6 Jr. Odenton, Md.

- Led all scorers with 22 points, five rebounds and three assists in opener vs. Sac. State.
- Third career double-double against Montana with 18 points, 12 rebounds and 3 assists.
- Incredible line vs. Wash. State with 13 points, seven rebounds, eight assists and four steals.

#45 ALYSSA RICE C 6-3 Sr. Reynoldsburg, Ohio

- Has played in 99 career games with 49 starts, including 33 games and 30 starts in 2016-17.
- First career double-double vs. Marshall with career-high 19 points & career-high 10 rebounds.
- Has seven or more rebounds in every game this season.

#BelieveInBlue

TELEVISION - SEC Network+

Play-by-Play Jeff Piccolo
Color Analyst Christi Thomas

RADIO - UK Sports Network

Play-by-Play Darren Headrick

ONLINE - ESPN3.com

LIVE GAME STATS ON YOUR LAPTOP!

kentucky.statbroadcast.com (home games only)
Passcode: ukwbb

TICKETS

Tickets are available on ukathletics.com/tickets



SOCIAL MEDIA
@KentuckyWBB



EIGHT STRAIGHT NCAA TOURNAMENTS

FIVE SWEET 16 & THREE ELITE EIGHT APPEARANCES IN LAST EIGHT SEASONS

TELEVISION CHART



LASHAE HALSEL
FORWARD

0

6-0 – Jr.
Bowling Green, Ky.
(Warren Central HS)



PAIGE POFFENBERGER
GUARD

2

5-8 – Soph.
Morgantown, W.Va.
(Morgantown HS)



KEKE MCKINNEY
FORWARD

3


6-1 – Fr.
Knoxville, Tenn.
(Fulton HS)



MACI MORRIS
GUARD

4

6-0 – Jr.
Pineville, Ky.
(Bell County HS)



AMANDA PASCHAL
GUARD

12

5-7 – Jr. – TR
Brooklyn, N.Y.
(ChIPLEY HS/Gulf Coast St. JC)



TATYANA WYATT
FORWARD

14

6-2 – Fr.
Columbus, Ga.
(Columbus HS)



JESSICA HARDIN
GUARD

15

5-8 – R-Sr.
Monticello, Ky.
(Wayne County HS/
Bellarmine)



DORIE HARRISON
CENTER

20

6-3 – Fr.
Nashville, Tenn.
(Hillsboro HS)



OGECHI ANYAGALIGBO
FORWARD

21

6-1 – Jr.
Miami, Fla.
(Miami County Day HS/
Stony Brook)



MAKENZIE CANN
GUARD

22

6-1 – Sr.
Lawrenceburg, Ky.
(Anderson County HS/
Cincinnati)



KAMERON ROACH
GUARD

23

5-6 – Fr.
Hopkins, S.C.
(Lower Richland HS)



TAYLOR MURRAY
GUARD

24

5-6 – Jr.
Odenton, Md.
(Annapolis Area Christian HS)

COACHING STAFF



JAIDA ROPER
GUARD

32

5-6 – Soph.
Memphis, Tenn.
(Houston HS)



ALYSSA RICE
FORWARD

45

6-3 – Sr.
Reynoldsburg, Ohio
(Reynoldsburg HS)



MATTHEW MITCHELL
HEAD COACH

11th

Season
Louisville, Miss.
(Mississippi State, '95)



KYRA ELZY
ASSOCIATE HEAD COACH

2nd

(6th overall at UK)
LaGrange, Ky.
(Tennessee, '99, '01)



NIYA BUTTS
ASSISTANT COACH

2nd

(7th overall at UK)
Americus, Ga.
(Tennessee, '00/TTU, '02)



LIN DUNN
ASSISTANT COACH

2nd

Season
Dresden, Tenn.
(UT Martin, '69)

PRONUNCIATION GUIDE

Ogechi Anyagaligbo (oh-GECH-ee on-ya-gull-LEE-bo)

Jaida Roper (JAY-duh)

Amanda Paschal (PAS-kel)

2 LaShae Halse (luh-SHAY HALL-sull)

Tatyana Wyatt (TOT-e-on-uh)

2017-18 KENTUCKY WBB ROSTER

NUMERICAL

No.	Name	Pos.	Cl.	Ht.	Hometown/High School/Previous College
0	LaShae Halsel	F	Jr.	6-0	Bowling Green, Ky./Warren Central HS
2	Paige Poffenberger	G	So.	5-8	Morgantown, W.Va./Morgantown HS
3	KeKe McKinney	F	Fr.	6-1	Knoxville, Tenn./Fulton HS
4	Maci Morris	G	Jr.	6-0	Pineville, Ky./Bell County HS
12	Amanda Paschal	G	Jr.	5-7	Brooklyn, N.Y./Chipleigh HS/Gulf Coast State
14	Tatyana Wyatt	F	Fr.	6-2	Columbus, Ga./Columbus HS
15	Jessica Hardin	G	R-Sr.	5-8	Monticello, Ky./Wayne County HS/Bellarmino
20	Dorie Harrison	C	Fr.	6-3	Nashville, Tenn./Hillsboro HS
21	Ogechi Anyagaligbo	F	Jr.	6-1	Miami, Fla./Miami Country Day/Stony Brook
22	Makenzie Cann	G	Sr.	6-1	Lawrenceburg, Ky./Anderson County HS/Cincinnati
23	Kameron Roach	G	Fr.	5-6	Hopkins, S.C./Lower Richland HS
24	Taylor Murray	G	Jr.	5-6	Odenton, Md./Annapolis Area Christian
32	Jaida Roper	G	So.	5-6	Memphis, Tenn./Houston HS
45	Alyssa Rice	C	Sr.	6-3	Reynoldsburg, Ohio/Reynoldsburg HS

ALPHABETICAL

No.	Name	Pos.	Cl.	Ht.	Hometown/High School/Previous College
21	Ogechi Anyagaligbo	F	Jr.	6-1	Miami, Fla./Miami Country Day/Stony Brook
22	Makenzie Cann	G	Sr.	6-1	Lawrenceburg, Ky./Anderson County HS/Cincinnati
0	LaShae Halsel	F	Jr.	6-0	Bowling Green, Ky./Warren Central HS
15	Jessica Hardin	G	R-Sr.	5-8	Monticello, Ky./Wayne County HS/Bellarmino
20	Dorie Harrison	C	Fr.	6-3	Nashville, Tenn./Hillsboro HS
3	KeKe McKinney	F	Fr.	6-1	Knoxville, Tenn./Fulton HS
4	Maci Morris	G	Jr.	6-0	Pineville, Ky./Bell County HS
24	Taylor Murray	G	Jr.	5-6	Odenton, Md./Annapolis Area Christian
12	Amanda Paschal	G	Jr.	5-7	Brooklyn, N.Y./Chipleigh HS/Gulf Coast State
2	Paige Poffenberger	G	So.	5-8	Morgantown, W.Va./Morgantown HS
45	Alyssa Rice	C	Sr.	6-3	Reynoldsburg, Ohio/Reynoldsburg HS
23	Kameron Roach	G	Fr.	5-6	Hopkins, S.C./Lower Richland HS
32	Jaida Roper	G	So.	5-6	Memphis, Tenn./Houston HS
14	Tatyana Wyatt	F	Fr.	6-2	Columbus, Ga./Columbus HS

Coaching Staff

Head Coach: Matthew Mitchell (Mississippi State, 1995) – 12th season, 10th at Kentucky
Associate Head Coach: Kyra Elzy (Tennessee, 1999, 2001) – 2nd season, sixth at Kentucky
Assistant Coach: Niya Butts (Tennessee, 2000; Tenn. Tech, 2002) – 2nd season, seventh at Kentucky
Assistant Coach: Lin Dunn (UT Martin, 1969) – 2nd season

Support Staff

Assistant Athletics Director/Women's Basketball: Amy Tilley (Kentucky, 2007)
Director of Player Development: Amber Smith (Kentucky, 2011)
Exec. Associate AD/Women's Basketball Admin.: Rachel Baker (Berea, 1999; Ohio State, 2001)
Staff Support Associates: Beth Price (Kentucky, 2006), TBD
Coaching Video Coordinator: Daniel Boice (Arizona, 2014, 2016)
Creative Director: Kim Troxall (SCAD, 1994)
Senior Athletic Trainer: Courtney Jones (Purdue, 2001)
Nutrition Coach: Monica Fowler (Kentucky, 2010)
Team Physician: Dr. Robert Hosey (Virginia Tech, 1989)
Strength & Conditioning Coach: John Spurlock (Hanover College, 2005)
Academic Counselor: Tiffany Hayden (Kentucky, 2001)
Media Relations Director: Evan Crane (Kentucky, 2010)
Media Relations Assistant: Karlie Kinneer (Iowa State, 2015)
Equipment Manager: Kortez Wilson (Kentucky, 2014, 2016)

NATIONAL POLLS

The Associated Press Top 25

1	Connecticut (31)	5-0	775
2	Texas	5-0	723
3	Notre Dame	6-0	698
4	Louisville	6-0	695
5	South Carolina	6-1	611
6	Mississippi State	6-0	610
7	UCLA	5-1	609
8	Ohio State	7-1	569
9	Baylor	5-1	557
10	Oregon	5-1	470
11	West Virginia	6-0	446
12	Tennessee	6-0	428
13	Florida State	6-0	380
14	Duke	5-1	351
15	Maryland	5-2	324
16	Stanford	4-3	310
17	South Florida	6-1	259
18	Texas A&M	4-1	215
19	Missouri	5-1	207
20	KENTUCKY	6-0	174
21	Oregon State	3-2	166
22	Michigan	4-1	107
23	Marquette	2-2	101
24	California	3-2	66
25	Villanova	5-0	56

Other UK opps receiving votes: Georgia 3

USA Today/Coaches Top 25

1	Connecticut (32)	5-0	800
2	Notre Dame	6-0	730
3	Mississippi State	6-0	713
4	Texas	5-0	704
5	Louisville	6-0	674
6	South Carolina	6-1	659
7	UCLA	5-1	612
8	Ohio State	7-1	580
9	Baylor	5-1	544
10	Oregon	5-1	493
11	Florida State	6-0	471
12	West Virginia	6-0	426
13	Tennessee	6-0	406
14	Stanford	4-3	364
15	Maryland	5-2	335
16	Duke	5-1	303
17	South Florida	6-1	282
18	Missouri	5-1	220
19	Oregon State	3-2	190
20	Michigan	4-1	162
21	Texas A&M	4-1	161
22	KENTUCKY	6-0	101
23	Marquette	2-2	82
24	Villanova	5-0	74
25	Syracuse	6-0	60

Other UK opps receiving votes: California 24, Middle Tennessee 12, Miami (Fla.) 8, Georgia 2, Florida Gulf Coast 1

WEEK-BY-WEEK

DATE	AP	COACHES
Preseason	RV	RV
Nov. 13/14	25	(no poll)
Nov. 20/21	22	RV
Nov. 27/28	20	22

BY THE BIG BLUE NUMBERS

13,225 Season-high attendance vs. Arizona State, 8th highest in school history
 5,213 Average attendance for 2016-17, 14th nationally
 789 Number of wins in UK WBB history
 278 Career wins for Matthew Mitchell
 247 Wins at UK for Matthew Mitchell
 47 Number of ranked teams UK had defeated under Matthew Mitchell
 12 Consecutive years UK has participated in postseason play
 8 Consecutive NCAA Tournament appearances
 2 Number of UK players selected in 2017 WNBA Draft

QUICK NOTES CONTINUED...

- Matthew Mitchell is just three wins away from joining Aldoph Rupp, Joe B. Hall, Tubby Smith and John Calipari as the only coaches in UK history with 250 wins as a Kentucky Basketball head coach. Mitchell is already the winningest head coach in program history.
- UK's wins this season have come against Sacramento State, Gardner-Webb, at Montana, at Washington State - who was receiving votes in the AP Preseason Top 25 - Morehead State and Marshall.
- Kentucky's offense has been very efficient in its first seven games. UK is hitting 43.8 percent from the field and 40.9 percent from long range. The Wildcats are averaging 76.4 points per game and have a 1.3 assist-turnover ratio.
- The Wildcats have already had 13 players score in a game this season, which if the season ended today, would be the most players to score at least one point in a season for the Wildcats since 2012-13.
- The Wildcats showed their potential for an explosive offense in the season opener vs. Sacramento State by scoring a program-record 31 first-quarter points. The previous high was 27 vs. Morehead State and Tennessee Tech in 2015. UK's 56 first-half points vs. Sacramento State were the second-most points scored in the first half of a season opener in the Matthew Mitchell era (58 vs. Appalachian State, 11/14/14).
- Conversely, against Gardner-Webb the Wildcats showed they can play some elite defense, limiting the Bulldogs to just 34 points in the game, including four points in both the second quarter and fourth quarter. GWU hit only one field goal in the fourth quarter.
- Kentucky went on two separate 19-0 runs against Gardner-Webb and have been on six runs of 10-0 or more this season while only allowing opponents to go on three such runs.
- UK played all 12 eligible players in the season opener vs. Sacramento State with 10 scoring at least one point. UK also played all 11 eligible players against Gardner-Webb with 10 scoring.
- The Wildcats had an impressive two-game road trip out west posting wins over Montana and Washington State, who was receiving votes in the preseason AP Top 25. The Wildcats used a come-from-behind effort in both games, sitting tied with Montana at halftime before outscoring the Lady Griz 44-27 in the second half to earn the win. The Wildcats scored seven points in the second quarter at Montana before 20 points in the third quarter and 24 in the fourth quarter. Taylor Murray was the leader with her second career double-double with 18 points and 12 rebounds.
- UK had its slowest start of the season at Washington State, falling behind by 11 points in the second quarter after starting ice cold from the field. It was a different story late in the second quarter and the rest of the game, as UK erased a 11-point deficit to have a 10 point lead late in the third period thanks to hitting seven combined 3s in the second and third periods combined. UK's defense came through late at Washington State as the Wildcats had two steals late in the game that helped build up a 73-68 win.
- Junior forward Ogechi Anyagaligbo will miss the 2017-18 season due to sustaining a torn ACL in Kentucky's exhibition game vs. Southern Indiana.
- Kentucky has won 69 consecutive regular-season non-conference games in Memorial Coliseum, dating back to Dec. 19, 2008 vs. Alabama A&M. The Wildcats are 4-0 in non-conference games inside Memorial Coliseum this season.
- For the eighth straight year, UK began its season ranked or receiving votes inside in the USA Today/Coaches' and AP Preseason Top 25, receiving votes in both listings. The Wildcats have already moved up to No. 20 in the AP Top 25 and No. 22 in the USA Today/Coaches Top 25.
- In 44 years of varsity women's basketball, Kentucky has 88 wins over ranked opponents, including 47 of those wins coming under Mitchell.

SERIES HISTORY VS. TENNESSEE TECH

- Kentucky leads the all-time series in games played against Tennessee Tech 8-6.
- This is the first meeting between the two teams since UK earned a 77-53 victory over the Golden Eagles on Dec. 7, 2010 inside Memorial Coliseum.
- UK leads the all-times series 6-0 in games played in Lexington.

SERIES HISTORY VS. CURRENT ALIGNMENT OF THE OVC

- Kentucky holds a 96-17 all-time record against teams from the current alignment of the Ohio Valley Conference. Tennessee Tech is the second and final OVC opponent UK is scheduled to play this season.
- UK's record against teams from the OVC: 5-0 vs. Austin Peay, 4-1 vs. Belmont, 2-0 vs. Eastern Illinois, 22-6 vs. EKU, 1-0 vs. Jacksonville State, 30-4 vs. Morehead State, 13-0 vs. Murray State, 6-0 vs. Tennessee State, 8-6 vs. Tennessee Tech and 5-0 vs. Tennessee-Martin.

2017-18 SEC STANDINGS

Team	SEC	Pct.	All	Pct.
Georgia	0-0	.000	7-0	1.000
Mississippi State	0-0	.000	7-0	1.000
Tennessee	0-0	.000	7-0	1.000
South Carolina	0-0	.000	7-1	.875
Kentucky	0-0	.000	6-1	.857
Ole Miss	0-0	.000	6-1	.857
Missouri	0-0	.000	6-1	.857
Texas A&M	0-0	.000	6-1	.857
Arkansas	0-0	.000	5-2	.714
Alabama	0-0	.000	4-2	.667
Auburn	0-0	.000	4-3	.571
Florida	0-0	.000	4-3	.571
LSU	0-0	.000	4-3	.571
Vanderbilt	0-0	.000	2-6	.250

- Regular season co-champions
 ^ - Tournament champions

QUICK FACTS

Location: Lexington, Ky.
 Founded: 1865
 Enrollment: 30,000
 Nickname: Wildcats
 Colors: Blue (PMS 286) and White
 Conference: Southeastern (Eastern Division)
 Arena: Memorial Coliseum (8,000)
 President: Dr. Eli Capilouto
 Athletics Director: Mitch Barnhart
 Faculty Representative: Dr. Joseph L Fink III

COACHING STAFF

Head Coach: Matthew Mitchell
 Assistant Coaches: Kyra Elzy, Niya Butts, Lin Dunn

MEDIA RELATIONS

Asst. Media Relations Dir./WBB Contact
 Evan Crane
 270-559-8120 · cell
 wesley.crane@uky.edu
 Twitter: @EvanCraneKy
 Media Relations Assistant (No. 2 WBB Contact)
 Karlie Kinneer
 515-460-1285 · cell
 karlie.kinneer@uky.edu
 Twitter: @KarlieKinneer

WHO'S UP NEXT?



vs. Evansville
 Tuesday, Dec. 5
 7 p.m. ET
 Memorial Coliseum (8,000)
 SEC Network+

UK WBB ON SOCIAL MEDIA

Kentucky women's basketball is one of the most popular programs on Twitter. UK's account ranks third nationally, while head coach Matthew Mitchell has the fourth-most followers among Division I women's basketball coaches.

@KentuckyWBB - 4th Nationally with 37,384 followers
 @UKCoachMitchell - 3rd Nationally with 33,495 followers

KENTUCKY'S RECORD WHEN...

	ALL	SEC
Leading or tied at halftime	5-0	0-0
Trailing at halftime	1-1	0-0
Shoot 50 percent or higher	2-0	0-0
Shoot 60 percent or higher	0-0	0-0
Shoot less than 50 percent	4-1	0-0
Shoot higher percentage than opp.	6-0	0-0
Shoot lower percentage than opp	0-1	0-0
Opp. shoot worse than 50 percent	6-0	0-0
Opp. shoot 50 percent or higher	0-1	0-0
Opp. shoot 60 percent or higher	0-0	0-0
Score less than 60 points	0-0	0-0
Score 60 or more points	6-1	0-0
Score 70 or more points	5-0	0-0
Score 80 or more points	2-0	0-0
Score 90 or more points	1-0	0-0
Score 100 or more points	1-0	0-0
Opp. score 30 or less points	0-0	0-0
Opp. score 40 or less points	2-0	0-0
Opp. score 50 or less points	2-0	0-0
Opp. score 60 or less points	4-0	0-0
Opp. score 70 or less points	6-0	0-0
Opp. score 80 or less points	6-0	0-0
Opp. score 60 or more points	2-1	0-0
Opp. score 70 or more points	1-1	0-0
Opp. score 80 or more points	0-1	0-0
Opp. score 90 or more points	0-0	0-0
Outrebound or same as opponent	6-0	0-0
Outrebounded by opponent	0-1	0-0
Commit fewer turnovers than opp.	4-0	0-0
Commit same turnovers as opp.	0-0	0-0
Commit more turnovers than opp.	2-1	0-0
Commit single digit turnovers	1-0	0-0
Force 20 or more turnovers	0-0	0-0
Force 25 or more turnovers	0-0	0-0
Force 30 or more turnovers	0-0	0-0
Force 40 or more turnovers	0-0	0-0
Make 6 or more 3-pointers	5-1	0-0
Make 5 or fewer 3-pointers	1-0	0-0
Opp. make 6 or more 3-pointers	0-1	0-0
Opp. make 5 or fewer 3-pointers	6-0	0-0
Game decided by 10 pts or less:	1-0	0-0
Game decided by 1-5 pts:	0-0	0-0
Game decided by 6-10 pts:	0-0	0-0
Game decided by 11-15 pts:	0-0	0-0
Game decided by 16+ pts:	5-1	0-0
Overtime games:	0-0	0-0
Televised games:	5-1	0-0
SEC Network+	4-0	0-0
Fox College Sports Central	0-1	0-0
ESPN	0-0	0-0
ESPN2	0-0	0-0
SEC Network	0-0	0-0
Pac-12 Network	1-0	0-0
Games vs. AP ranked opponents:	0-1	0-0
Games vs. AP Top 10	0-1	0-0
Games following a loss:	0-0	0-0
Games following a win:	5-1	0-0
More points in the paint than opp.:	4-0	0-0
Fewer points in the paint than opp.:	1-1	0-0
Same points in the paint than opp.:	1-0	0-0
More points off turnovers:	6-0	0-0
Fewer points off turnovers:	0-1	0-0
Same points off turnovers:	0-0	0-0
More bench points than opp.:	4-0	0-0
Fewer bench points than opp.:	2-1	0-0
Same bench points as opp.:	0-0	0-0
More 2nd-chance points than opp.:	4-1	0-0
Fewer 2nd-chance points than opp.:	2-0	0-0
Same 2nd-chance points as opp.:	0-0	0-0
One UK player scores 10+:	0-0	0-0
Two UK players score 10+:	0-0	0-0
Three UK players score 10+:	3-0	0-0
Four UK players score 10+:	2-1	0-0
Five UK players score 10+:	1-0	0-0
Six UK players score 10+:	0-0	0-0
Seven UK players score 10+:	0-0	0-0
Eight UK players score 10+:	0-0	0-0
On Monday:	0-0	0-0
On Tuesday:	0-0	0-0
On Wednesday:	1-0	0-0
On Thursday:	1-1	0-0
On Friday:	1-0	0-0
On Saturday:	0-0	0-0
On Sunday:	3-0	0-0
In November:	6-1	0-0
In December:	0-0	0-0
In January:	0-0	0-0
In February:	0-0	0-0
In March:	0-0	0-0
In April:	0-0	0-0

SCOUTING TENNESSEE TECH

- Tennessee Tech has started its 2017-18 campaign with a 1-5 overall record, winning its season opener against Tennessee Wesleyan before dropping five straight contests.
- Today's game is the second of a two-game road swing for Tennessee Tech. The stretch started at Wright State on Dec. 1, falling 82-59. The Golden Eagles traveled to SEC opponent Georgia on Nov. 27, dropping a tough 56-48 game. Georgia and Kentucky are the only two SEC teams TTU is scheduled to face this season.
- Senior guard Yaktavia Hickson is Tennessee Tech's leading scorer and rebounder this season, posting 9.7 points per game along with 4.8 rebounds per game. Kesha Brady is averaging 9.5 points and 3.7 rebounds per game with a team-best 14 steals, while Akia Harris has a team-best 20 assists. As a team, Tennessee Tech is averaging 55.2 points per game, hitting 37.5 percent from the field and 26 percent from long range.
- TTU has a young roster this season with six freshmen and three sophomores. The Golden Eagles return just two starters from last year's squad which went 10-20, including a 7-9 mark in OVC games.

2017-18 GAME NOTES

OFFENSE CONTINUES STRONG START

The Kentucky offense has had a strong start to the season scoring 70+ points in every game but two, including 80 or more points twice. Kentucky started the season by posting 101 points against Sacramento State, marking just the 17th time under Matthew Mitchell UK has scored 100 or more points in the game. The Wildcats scored a program-record 31 first-quarter points to start the impressive showing, while its 56 first-half points were the second-most points scored in the first half of a season opener in the Matthew Mitchell era (58 vs. Appalachian State, 11/14/14).

Kentucky has hit 41.3% from the field or better in every game but one this season, including 50 percent from the field against Sacramento State and 56.4 percent from the field against Morehead State. This was the first time since 2014-15 that Kentucky has scored 71 points or more in each of its first five games.

UK had an offensive setback against the Bears, hitting a season-low 32.2% from the field. The Wildcats were impressive from long range in the game, hitting a season-best 11 3s.

CATS GETTING IT DONE AT THE CHARITY STRIPE

Kentucky is an impressive 91-for-130 from the free-throw line so far this season, which is good for 70.0 percent. Taylor Murray leads Kentucky sitting 28-for-29 from the line, while Maci Morris is 13-for-17 and Makenzie Cann is 7-for-7.

MITCHELL'S DEFENSIVE FUNDAMENTALS PAYING OFF

You don't have to spend too much time around Matthew Mitchell to understand his importance on defensive fundamentals. So far this season, the Wildcats have showed they aren't where they need to be but are improving every day. UK's best defensive performance came against Gardner-Webb, limiting the Running Bulldogs to just 34 points on 14-of-55 shooting in a 72-34 win inside Memorial Coliseum. UK was also strong defensively against Marshall, limiting the Herd to just 29.8% from the field on 14-of-47 shooting. Marshall did not make a field goal in the fourth quarter.

GUARDS TAKING CARE OF THE BALL

UK's guard have showed great ball control this season as Taylor Murray and Jaida Roper have combined to play 374 minutes over seven games and only committed 22 turnovers. Murray has played 210 minutes and has 12 turnovers, while Roper has played 164 minutes and has 10 turnovers. Murray has an assist-turnover ratio of 2.5, while Roper's is 1.9. UK ranks 24th nationally and second in the SEC in assist-turnover ratio at 1.35.

CATS GOT BETTER IN LOSS AT NO. 9 BAYLOR

Although the Kentucky women's basketball team didn't get the result it wanted in a 63-90 loss at No. 9 Baylor, Coach Mitchell and Maci Morris both talked postgame about how the team got better and will improve even from the loss.

"Congrats to Baylor. They are a tremendous team," Mitchell said. "This was a very difficult game for us. Everything didn't show up in the game tonight, but it will eventually. What we have to do is go back and look at what are the areas that we can control and correct those. We didn't keep our poise like I know we will at the end of the season, but our players prepared to win. They worked hard and had a great attitude. We lost down here a few years back worse than this and ended up going to the Elite Eight. My spirits are high on this team because they come to work every day. We are going to be a really good basketball team. I believe in our players. I believe in their character."

The loss Mitchell is speaking about was a 85-51 setback to Baylor in November 2012. That 2012-13 Kentucky team ended up making it to the NCAA Tournament Elite Eight after earning a No. 2 seed and finished with 30 wins.

"I told the team as soon as we got into the locker room that we got better today, even though we lost," Morris said. "I saw a lot of good things, especially how we battled in the fourth quarter."

COMEBACK CATS STRIKE IN PULLMAN

Kentucky erased a 11-point deficit in the second quarter to earn a hard-fought, come-from-behind victory at Washington State on Nov. 19. UK trailed by 11 with 3:26 left in the second quarter before Makenzie Cann hit three 3s in UK's next four possessions to help cut the lead to 35-34 at halftime. In the second half, junior Maci Morris answered the call scoring 17 points to power the Wildcats to the win. Cann ended the game with her first career double-double with 15 points and 10 rebounds, while Taylor Murray had 13 points, eight assists and seven rebounds. The 11-point comeback tied the 12th largest come-from-behind victory in the Mitchell era at UK.

UK's defense came up big late in the game. After a jumper by Amanda Paschal with just over two minutes to go, Alyssa Rice got a big-time block and was fouled on the ensuing possession. After Rice made 1-of-2 from

the free-throw line, Morris came up with a huge steal near midcourt and was fouled making both foul shots to give UK a three-point lead. Taylor Murray followed suit with a steal at midcourt again to give UK another possession. The Wildcats iced the game after two free throws from Cann with 7 seconds to go after a missed 3 by Washington State. Paschal was huge in the game, playing 15 minutes going 4-of-7 from the field for a career-best eight points. She also added three assists and three rebounds.

CATS PASS FIRST TRUE-ROAD TEST AT MONTANA

Matthew Mitchell got exactly what he wanted out of Kentucky's first true road test of the season: a victory and a test. After Montana took its only lead of the game in the second quarter and a loud crowd got into the game the Wildcats were staring down a tough road ahead. But after evening the score going into the break, UK outscored Montana 44-27 in the second half to earn the win. The road win was important for the Wildcats, who did not have success on the road early last season. Kentucky didn't earn its first true-road win last season until Jan. 12 against Alabama going 0-5 before that in true road tests.

TOP TO BOTTOM SCORING

With five newcomers on the squad Matthew Mitchell knew before the season started that depth was going to be to his advantage this season after having a short bench the past two years. So far he has been correct. With 13 eligible players on the team - including five that have played in their first career games this season - UK has shown it has a balanced scoring attack with all 13 players already seeing playing time and scoring at least one point. Having 13 players score a point in a season is the most players to score at least one point in a season for the Wildcats since the 2012-13 season.

In its first two games this season UK has had 10 players score a point, including five players scoring in double figures. Four scored 10+ against GWU and Morehead State. All five newcomers not only played in the season opener, but scored, helping UK win the bench point battle 36-11 against Sacramento State. UK also won the bench point battle 28-0 against GWU and 33-13 against Morehead State.

SPECIALTY STATS GIVING UK THE EDGE

Kentucky's success the past few seasons could be attributed to its success in the specialty stats. Below is a look at how the Wildcats have used these typically very important stats to their advantage:

Points in the Paint	UK 214, Opps. 196
Points off Turnovers	UK 124, Opps. 67
Second-Chance Points	UK 104, Opps. 58
Fast Break Points	UK 30, Opps. 8
Bench Points	UK 156, Opps. 109

TAYLOR MURRAY NAMED PRESEASON ALL-SEC SECOND TEAM BY LEAGUE COACHES

Junior guard Taylor Murray was tabbed to the Preseason All-Southeastern Conference Second Team by league coaches. Murray earned the honor due to her impressive sophomore season where she started all 30 games she played and averaged 12.2 points per game while leading the Wildcats with 3.9 assists per game. She has lived up to the expectations, averaging 13.0 points per game this season. The native of Odenton, Md., is second on the team with 6.0 rebounds per game and paces the Wildcats with 30 assists and 12 steals. Murray is hitting 46.7 percent of her shots, including 7-of-18 from 3 and an impressive 28-for-29 from the free-throw line.

Murray has one double-double this season with 18 points and 12 rebounds against Montana, while she has flirted with a triple-double on multiple occasion most notably against Washington State where she had 13 points, eight assists and seven rebounds.

WILDCATS PICKED TO FINISH SIXTH IN SEC

The Southeastern Conference announced its Preseason Coaches Poll on Nov. 1, as voted by league coaches and Kentucky was picked to finish sixth in the league, while 2017 SEC champion South Carolina was tabbed as the top team in the conference. The complete poll and number of votes for each team is as follows: 1. South Carolina; 2. Mississippi State; 3. Missouri; 4. Texas A&M; 5. Tennessee; 6. Kentucky; 7. LSU; 8. Georgia; 9. Alabama; 10. Vanderbilt; 11. Auburn; 12. Ole Miss; 13. Florida; 14. Arkansas

UK NO. 20 IN AP POLL, NO. 22 IN COACHES POLL

Kentucky is No. 20 in The Associated Press Top 25 and No. 22 in the USA Today/Coaches' Top 25. UK started the season receiving votes in each, marking the eighth straight season the Wildcats have been ranked or receiving votes in both major preseason rankings.

TOUGH SCHEDULE AWAITS

UK will have a chance to move up the rankings all season long as it is currently scheduled to play 14 games against teams either ranked or receiving votes in either poll, including six games against preseason top-10 teams.

In the AP Top 25, UK is scheduled to play at No. 4 Louisville, No. 5 South Carolina (twice), No. 6 Mississippi State (twice), No. 9 Baylor, No. 12 Tennessee, No. 18 Texas A&M, No. 19 Missouri, No. 24 Cal and Georgia, who is receiving votes in the listing.

In the Coaches' Top 25, UK will play No. 3 Mississippi State (twice), No. 5 Louisville, No. 6 South Carolina (twice), No. 9 Baylor, No. 13 Tennessee, No. 18 Missouri, No. 21 Texas A&M and Middle Tennessee, Miami (Fla.) and Florida Gulf Coast, who are receiving votes.

RICE LOOKING TO END CAREER WITH BEST SEASON

Senior post Alyssa Rice is having her best season as a Wildcat so far in 2017-18. The native of Reynoldsburg, Ohio, who has seven or more rebounds in every game this season, is coming off her first career double-double with 19 points and 10 rebounds against Marshall - both career high numbers.

6 Offensively, she is hitting 55.3 percent from the field and has scored seven or more points in each of her last

DOUBLE-DOUBLES

TAYLOR MURRAY: 3 CAREER (3 SEASON)

2017-18 (1)
18 points - 12 rebounds at Montana, 11-16-17
2016-17 (2)
11 points - 13 rebounds at LSU, 1-19-17
18 points - 13 rebounds at Missouri, 1-30-17

MACI MORRIS: 1 CAREER (1 SEASON)

2017-18 (1)
10 points, 10 rebounds vs. Gardner-Webb, 11-12-17

MAKENZIE CANN: 2 CAREER (2 SEASON)

2017-18 (3)
15 points, 10 rebounds at Wash. State, 11-19-17
15 points, 10 rebounds vs. Morehead St., 11-22-17

CAREER 20-POINT GAMES

Taylor Murray		3
21	at Louisville	12/4/16
23	at Tennessee	1/1/17
29	at South Carolina	2/26/17
22	vs. Sacramento State	11/10/17

Makenzie Cann		2
20	vs. New Hampshire	11/17/16
22	at Baylor	11/30/17

Maci Morris		2
29	vs. Arizona State	12/11/16
20	at Washington State	11/19/17

MITCHELL TOP 10 SEC WINS

Kentucky women's basketball head coach Matthew Mitchell has had a great tenure with the Wildcats and earned 102 career wins in Southeastern Conference play. That win total ranks him second amongst active coaches in the league in career SEC head coaching wins and 10th all-time. An updated career win list is below.

- 306 - Pat Summitt, Tennessee
 - 273 - Andy Landers, Georgia
 - 141 - Van Chancellor, Ole Miss/LSU (100 - Ole Miss / 41 - LSU)
 - 139 - Joe Ciampi, Auburn
 - 132 - Sue Gunter, LSU
 - 120 - Sharon Fanning, Kentucky/Miss. State (29 - Kentucky / 96 - Mississippi State)
 - 115 - Melanie Balcomb, Vanderbilt
 - 113 - Carol Ross, Florida/Ole Miss (84 - Florida / 29 - Ole Miss)
 - 108 - Gary Blair, A&M/Arkansas* (54 - A&M / 54 - Arkansas)
 - 102 - MATTHEW MITCHELL, KENTUCKY*
 - 97 - Dawn Staley, South Carolina*
 - 96 - Rick Moody, Alabama
- * denotes active coach

MATTHEW MITCHELL ERA

(2007-Present)	Total
Home Games.....	150-29
Memorial Coliseum.....	144-23
Rupp Arena.....	6-6
Road Games.....	67-50
Neutral Sites.....	33-18
SEC Games.....	102-54
Home.....	59-18
Road.....	43-36
Regular season, non-conference.....	111-26
Home.....	81-7
Road.....	24-17
Neutral.....	6-3
vs. ranked teams in non-conference.....	12-14
SEC Tournament.....	15-10
NCAA Tournament.....	16-8
WNIT.....	3-2
Leading or tied at halftime.....	199-25
Trailing at halftime.....	48-76
Shoot 50 percent or higher.....	39-3
Shoot less than 50 percent.....	208-98
Shoot higher percentage than opp.....	181-15
Shoot lower percentage than opp.....	64-84
Shooting same percentage as opp.....	2-2
Opp. shoots worse than 50 percent.....	239-68
Opp. shoots 50 percent or higher.....	8-33
Score fewer than 60 points.....	19-39
Score 60 or more points.....	222-58
Score 70 or more points.....	161-23
Score 80 or more points.....	93-5
Score 90 or more points.....	40-1
Score 100 or more points.....	17-0
Opp. scores 30 or fewer points.....	2-0
Opp. scores 40 or fewer points.....	18-0
Opp. scores 50 or fewer points.....	56-1
Opp. scores 60 or fewer points.....	138-11
Opp. scores 70 or fewer points.....	210-36
Opp. scores 80 or fewer points.....	232-69
Opp. scores 60 or more points.....	104-74
Opp. scores 70 or more points.....	33-55
Opp. scores 80 or more points.....	5-28
Opp. scores 90 or more points.....	2-9
Outrebounded or same as opponent.....	169-39
Outrebounded by opponent.....	78-62
Commits fewer turnovers than opp.....	199-52
Commits same turnovers as opp.....	3-7
Commits more turnovers than opp.....	45-42
Force 30 or more turnovers.....	30-1
Makes 6 or more 3-pointers.....	126-24
Makes 5 or fewer 3-pointers.....	121-77
Game decided by 10 pts or fewer.....	96-59
Game decided by 1-5 pts.....	46-25
Game decided by 11-15 pts.....	37-18
Game decided by 16+ pts.....	110-16
Overtime games.....	9-4
Televised games.....	158-71
Games vs. ranked opponents.....	47-54
Games vs. top 10 ranked opponents.....	16-33
Games following a loss.....	66-23
Games following a win.....	169-77
More points in the paint than opp.....	180-26
Fewer points in the paint than opp.....	58-65
Same points in the paint than opp.....	9-10
More bench points than opp.....	181-43
Fewer bench points than opp.....	63-57
Same bench points as opp.....	3-1
More 2nd-chance points than opp.....	164-52
Fewer 2nd-chance points than opp.....	64-41
Same 2nd-chance points as opp.....	19-8
On Monday.....	11-8
On Tuesday.....	10-5
On Wednesday.....	16-2
On Thursday.....	61-32
On Friday.....	35-5
On Saturday.....	24-12
On Sunday.....	90-37
In November.....	60-9
In December.....	45-16
In January.....	59-28
In February.....	45-26
In March.....	38-21
In April.....	0-1

STARTING LINEUP RECORDS

Team	F	C	G	G	G	Result
Sacramento St	Harrison	Rice	Cann	Murray	Morris	W, 101-70
Gardner-Webb	Harrison	Rice	Cann	Murray	Morris	W, 72-34
Montana	Harrison	Rice	Cann	Murray	Morris	W, 71-54
Wash. State	Harrison	Rice	Cann	Murray	Morris	W, 73-68
Morehead St.	Harrison	Rice	Cann	Murray	Morris	W, 86-53
Marshall	Harrison	Rice	Cann	Murray	Morris	W, 69-39
Baylor	McKinney	Rice	Cann	Murray	Morris	L, 63-90
Tenn. Tech						
Evansville						
FGCU						
Miami						
UofL						
Cal						
MTSU						
Tennessee						
TAMU						
Georgia						
Florida						
Vandy						
S. Carolina						
Alabama						
Arkansas						
Auburn						
LSU						
Missouri						
Miss. State						
Arkansas						
S. Carolina						
Ole Miss						
Miss. State						

Record by Lineups:

1.	Harrison	Rice	Cann	Murray	Morris	6-0
2.	McKinney	Rice	Cann	Murray	Morris	0-1

bold indicates last starting lineup used

five games. Against Marshall, Rice shot a career best 72.7 percent from the field in games of five or more field goal attempts.

In the season opener vs. Sacramento State, Rice had four points and seven rebounds with a block. She followed that with a team-best 11 points against Gardner-Webb with eight rebounds and two blocks. Rice had a near double-double against Montana and Wash. State with 8 points, 9 rebounds vs. the Griz before 9 points and 8 rebounds vs. the Cougars.

The native of Reynoldsburg, Ohio, has played in 100 career games with 50 career starts, averaging 3.6 points per game and 3.6 rebounds per game throughout her career. So far this season, Rice is averaging 8.6 points and 7.9 rebounds per game.

RICE ON NCAA D1 WBB COMPETITION COMMITTEE

Alyssa Rice has been appointed to represent the Southeastern Conference on the NCAA Division I Women's Basketball Competition Committee. Her term begins immediately and continues through June 30, 2018. The NCAA Division I Women's Basketball Oversight Competition Committee is comprised of 12 members and is responsible for reviewing specific areas, and as appropriate, develop and recommend strategic principles in order to maintain the women's college basketball game true to its original rules, playable, watchable, popular and relevant. The committee reviews the areas of student-athlete health and safety, sportsmanship, integrity, game operations, game presentation, technology, and statistical trends.

RICE NAMED CHAIR OF SEC LEADERSHIP COUNCIL

Alyssa Rice has been named by her peers in the league as the chair of the 2017-18 Southeastern Conference Women's Basketball Leadership Council. The SEC Basketball Leadership Council met in September in Birmingham with each men's and women's basketball program sending one representative. Rice was selected by the women's council as the chair and will represent the SEC as an SEC autonomy representative during the NCAA Convention in January. She will also attend a portion of the SEC Spring Meetings in May, and potentially the SEC Athletics Directors meeting in March. In 2016, the SEC introduced new Student-Athlete Leadership Councils in the sports of football and men's and women's basketball in which, in addition to the conference's longstanding Student-Athlete Advisory Council (SAAC), provide student-athletes with additional opportunities to engage with campus leaders and conference office staff.

TOP-10 HOME GAMES ATTENDANCES (! INCLUDES RUPP ARENA)

1.	23,705	Duke !	12/22/13
2.	22,075	Baylor !	11/17/14
3.	18,488	DePaul !	12/07/12
4.	17,150	Duke !	12/20/15
5.	14,508	Duke !	12/08/11
6.	14,425	Louisville !	12/10/15
7.	13,689	Tennessee !	01/26/06
8.	10,622	Old Dominion	02/05/83
9.	10,390	Rutgers !	01/12/80
10.	10,192	Louisville !	12/28/06

TOP-10 MEMORIAL COLISEUM ATTENDANCES

1.	10,622	Old Dominion	02/06/83
2.	8,429	Tennessee	01/29/04
3.	8,223	Auburn	02/18/83
4.	8,200	Tennessee	02/09/83
5.	8,130	Tennessee	01/23/00
6.	7,965	Tennessee	03/03/13
7.	7,963	Louisville	12/11/13
8.	7,961	Tennessee	01/12/12
9.	7,951	Louisville	12/04/11
10.	7,888	Florida	01/22/12

HOME COURT WINNING STREAKS (INCLUDES RUPP ARENA)

	Games	Began	Ended
1.	34	Feb. 13, 2011	Feb. 3, 2013
2.	30	Feb. 12, 1980	Jan. 31, 1982
3.	25	March 19, 2009	Jan. 9, 2010
4.	19	Feb. 23, 1982	Feb. 9, 1983
5.	14	Jan. 31, 1990	Jan. 27, 1991
6.	13	Jan. 30, 1984	Jan. 13, 1985
	13	March 2, 2014	Jan. 29, 2015
8.	11	Feb. 7, 1987	Jan. 7, 1988
	11	Feb. 10, 1979	Feb. 2, 1980
10.	10	Nov. 19, 2004	Jan. 27, 2005

KENTUCKY ATTENDANCE AVERAGES LAST 13 YEARS

Year	Total	(Games) Rank	Avg. PG
2003-04	72,533	(14 games) 16th	5,182
2004-05	90,663	(19 games) 20th	4,772
2005-06	77,411	(15 games) 20th	5,161
2006-07	87,943	(15 games) 13th	5,863
2007-08	85,769	(18 games) 23rd	4,756
2008-09	75,194	(17 games) 21st	4,423
2009-10	95,615	(17 games) 14th	5,624
2010-11	95,453	(15 games) 11th	6,364
2011-12	113,068	(18 games) 13th	6,282
2012-13	104,447	(17 games) 11th	6,144
2013-14	121,089*	(18 games) 9th	6,727*
2014-15	108,436	(17 games) 8th	6,379
2015-16	116,164	(18 games) 8th	6,454
2016-17	104,252	(20 games) 14th	5,213

* - SCHOOL RECORD



Memorial Coliseum (8,000)

- The Cats own a 434-152 (.740) overall in the historic building, including a 143-23 (.861) mark under head coach Matthew Mitchell.
- UK is 130-15 (.896) at home over the last nine seasons (including 7 games in Rupp Arena).
- The Cats have ranked in the top 25 nationally, and in the SEC's top four, in average attendance 14 straight seasons. UK ranked 14th nationally in average attendance with 5,213 fans per game last year.
- UK's 13-game home winning streak (the sixth-longest in school history) was snapped on Jan. 29, 2015 vs. Tennessee.



Rupp Arena (23,000)

- The Cats are 25-15 all-time in Rupp Arena (.625), including a 6-7 mark under Matthew Mitchell. (NOTE: UK's game against Washington in the 2016 Sweet 16 did not count as a home game, but does count in UK's record in the all-time building.)
- The second-highest attendance mark in school history was set on Nov. 17, 2014 when 22,075 fans witnessed UK's upset of No. 8/9 Baylor, 74-64.
- For the first time since the women's basketball Final Four in 1986, Rupp Arena and the University of Kentucky have been selected to host the NCAA regional tournament in 2016, 2017 and 2018 for women's basketball.
- Kentucky will play three games in Rupp Arena this season, squaring off against SEC foes South Carolina, LSU and Tennessee.

2016-17 NATIONAL AVERAGE ATTENDANCE

Team	Total	Avg	Games
1. So. Carolina	196,431	12,277	16
2. Tennessee	146,948	9,184	16
3. Iowa State	173,018	9,106	19
4. UConn	142,213	8,888	16
5. Louisville	165,115	8,256	20
6. Notre Dame	137,764	8,104	17
7. Miss. St.	86,328	6,641	13
8. Michigan St.	84,152	6,011	14
9. Purdue	89,099	5,940	15
10. Baylor	106,812	5,934	18
11. Maryland	97,497	5,735	17
12. Gonzaga	84,266	5,618	15
13. Ohio St.	93,921	5,218	18
14. Kentucky	104,252	5,213	20
15. Kansas St.	92,454	5,136	18

2016-17 NATIONAL TOTAL ATTENDANCE

Team	Total	Avg	Games
1. So. Carolina	196,431	12,277	16
2. Iowa State	173,018	9,106	19
3. Louisville	165,115	8,256	20
4. Tennessee	146,948	9,184	16
5. UConn	142,213	8,888	16
6. Notre Dame	137,815	8,104	17
7. Baylor	106,812	5,934	18
8. Kentucky	104,252	5,213	20
9. Maryland	97,497	5,735	17
10. Ohio State	93,921	5,218	18

MEDIA REQUESTS

CREDENTIAL REQUESTS

Requests for media credentials and parking passes for 2017-18 Kentucky WBB home games should be made to Evan Crane at wesley.crane@uky.edu. Requests for UK away games should go to the media relations office of the home team.

UK WEBSITE -- UKATHLETICS.COM

Visit the official University of Kentucky Athletics web site at ukathletics.com. The official Southeastern Conference web site is secsports.com. A more interactive web site can be found at kentuckywomensbasketball.com.

GET LIVE STATS ON YOUR LAPTOP!

The University of Kentucky has partnered with StatBroadcast Systems to provide stats technologies, namely its StatMonitr wireless stat monitors and online media stats, at Kentucky home women's basketball games this season.

To access live game stats on your personal laptop, go to: <http://kentucky.statbroadcast.com>.

UK MEDIA CONFERENCE

Each game week in the UK Media Room head coach Matthew Mitchell will hold a press conference to discuss the upcoming game. Selected players are available following the press conference. Check with UK media relations for exact times and dates. Selected quotes from the media conference are available via ukathletics.com.

WEEKDAY INTERVIEWS

Interview Policies-General — All interviews with Kentucky women's basketball players or staff members must be arranged through the Media Relations office. Media should never contact a player or coach directly. In accordance with NCAA time management legislation, player interview requests must be submitted by Sunday at noon for the following week. Team locker rooms, and other team quarters are private team areas. Media members are not permitted in these areas unless accompanied by appropriate University personnel.

POST GAME INTERVIEWS

The visiting team coach and select players will be available in the Memorial Coliseum media room following a 10-minute cooling off period. UK's Matthew Mitchell will follow the visiting coach and UK players will be last. A member of the UK Media Relations staff will solicit media requests for players at the final media timeout. After the game, those players will be escorted to the interview area along with their coaches by a member of that school's media relations office as well as a representative of UK Media Relations. Quotes will be available for all working media in the UK Media Relations Office and on the official UK web site, ukathletics.com.

PRACTICE SCHEDULE

Practice usually runs from 3:30 - 6 p.m. ET in the Joe Craft Center. Practices are open to the media. However, we ask you to please call in advance due to changing practice schedules during the season. Contact Evan Crane for further information.

RICE ON LISA LESLIE AWARD WATCH LIST

The Naismith Memorial Basketball Hall of Fame and the Women's Basketball Coaches Association announced Alyssa Rice as one of 20 watch list candidates for the 2018 Lisa Leslie Award. Named after the three-time All-American and 1994 National Player of the Year, the annual award in its inaugural year recognizes the top centers in women's NCAA Division I college basketball.

MURRAY IS UK'S ALL-EVERYTHING PLAYER

Taylor Murray showed everyone last season that she is a special player and that has only continued to blossom this year. The junior is off to a great start this season by averaging 13.0 points per game and 6.0 rebounds per game. Murray has led Kentucky in scoring twice, rebounding once, assists five times, steals four times and blocked shots once. Her overall stat lines show her versatility and ability to effect both sides of the floor.

Murray led all scorers with 22 points, adding five rebounds and three assists vs. Sacramento State in the season opener. She went 8-of-12 from the field, 1-of-3 from 3 and 5-of-5 from the free-throw line in the game. Murray posted her third career double-double at Montana with 18 points and 12 rebounds and followed that performance by flirting with a triple-double at Washington State with 13 points, eight assists and seven rebounds. Murray had 10 points, six rebounds and five assists at Baylor.

"MAYMO" TURNING INTO LETHAL WEAPON

Junior Maci Morris - known by her teammates as "MayMo" - knew she was going to have to increase her game overall to be the player that she and the staff wanted her to be this season. She's done just that by leading Kentucky in scoring with 16.3 points per game. Morris is also averaging 4.6 rebounds per game and has hit a team-best 21 3s already this season.

The guard, who has scored in double figures in every game this season and has a 11-game stretch of scoring 10 or more points going back to last year, has really been strong offensively the last five games. After scoring 16 points with three 3s against Montana, Morris scored 20 points at Washington State - 17 in the second half - hitting three 3s and adding six rebounds. She followed that with 19 points and five 3s against Morehead State. Against Marshall, Morris hit three 3s to score 15 points with two assists and two steals. Morris really shined against Baylor, scoring a game-high 22 points with five rebounds and hit five 3s.

In her last five games, Morris is averaging 18.4 points per game, hitting 51.6 percent from the field and 59.4 percent from 3.

Morris has been rebounding better and defending better this season evidenced by her first career double-double against Gardner-Webb with 10 points and 10 rebounds. She also had six steals and four blocks.

MORRIS TOP 10 ALL-TIME IN CAREER 3S

Maci Morris is making her way up the all-time 3-point field goals made list at Kentucky. The native of Pineville, Ky., has hit 123 career 3s which ranks her seventh all-time in UK history. Morris needs 39 more to tie Jenny Pfeiffer (2003-07) for sixth all-time.

So far this season, Morris is 21-of-40 (.525) from long range. She has hit three or more 3s in each of her last five games, including five or more in two of the last three games.

Morris is only the second player in school his-

MITCHELL IN THE SEC

SEC Record Under Mitchell: 102-53 (.658)

Home: 59-18 Away: 43-35

SEC Standings in the Mitchell Era:

2008: 4th (8-6) 4-3 (H) - 4-3 (A)
2009: 10th (5-9) 3-4 (H) - 2-5 (A)
2010: 2nd (11-5) 8-0 (H) - 3-5 (A)
2011: 2nd (11-5) 6-2 (H) - 5-3 (A)
2012: 1st (13-3) 8-0 (H) - 5-3 (A)
2013: 2nd (13-3) 7-1 (H) - 6-2 (A)
2014: 4th (10-6) 5-3 (H) - 5-3 (A)
2015: 4th (10-6) 6-2 (H) - 4-4 (A)
2016: 4th (10-6) 6-2 (H) - 4-4 (A)
2017: 3rd (11-5) 6-2 (H) - 5-3 (A)

SEC Championships: 2012

SEC Coach of the Year: 2010, 2012

SEC Player of the Year:

Victoria Dunlap: 2010 and 2011
A'dia Mathies: 2012 and 2013

SEC Freshman of the Year:

A'dia Mathies: 2010
Bria Goss: 2012

SEC Defensive Player of the Year:

Victoria Dunlap: 2011

SEC 6th Woman of the Year:

Keyla Snowden: 2012 (Co-player)
Jen O'Neill: 2015 and 2014 (Co-player)

All-SEC First Team Members:

Victoria Dunlap: 2010 and 2011
A'dia Mathies: 2012 and 2013
DeNesha Stallworth: 2013
Makayla Epps: 2015 and 2016 and 2017
Evelyn Akhator: 2017

All-SEC Second Team Members:

Sarah Elliott: 2008
Samantha Mahoney: 2008
Victoria Dunlap: 2009
Eleia Roddy: 2009
A'dia Mathies: 2010
Samarie Walker: 2013
Jennifer O'Neill: 2014 and 2015
DeNesha Stallworth: 2014
Janee Thompson: 2016
Evelyn Akhator: 2016

All-SEC Freshman Team:

Victoria Dunlap: 2008
Amber Smith: 2008
A'dia Mathies: 2010
Bernisha Pinkett: 2011
Bria Goss: 2012
Linnae Harper: 2014
Alexis Jennings: 2015
Maci Morris: 2016

SEC All-Defensive Team:

Victoria Dunlap: 2010 and 2011
A'dia Mathies: 2011 and 2012
Samarie Walker: 2013
Linnae Harper: 2015

2017-18 HONORS

Taylor Murray

- Preseason All-SEC Second Team by league coaches

Alyssa Rice

- SEC WBB Leadership Council Chair
- SEC Representative for NCAA Competition Committee
- Lisa Leslie Award Watch List

COMEBACK CATS

The Cats are 95-59 (.616) in "close games" (games decided by 10 points or fewer) under Matthew Mitchell. UK is 1-0 in close games this season, including a come-from-behind win at Washington State.

BIGGEST COMEBACKS

1. -19 Miami (Ohio), 53-34, 16:27 in second half, (won, 77-71) 11/21/00
2. -18 Miami (Ohio), 14:35 in second half, (won, 108-102, OT) 12/21/02
- 18 MTSU, 31-13, 3:54 in first half (also down 46-29, 14:29 in 2nd half) (won, 68-66) 1/8/89
4. -17 Oregon State, 38-21, 2:29 in first half (won 73-70) 11/25/04
- 17 WKU, 30-47, 17:09 in second half, (won 76-63) 12/22/03
- 17 Villanova, 19-2, 11:52 in first half (won 63-54) 12/29/96
7. -16 Louisville, 32-16, 6:44 in first half (won 77-68) 12/7/14
- 16 South Carolina, 30-46 in second half, (won, 78-74) 2/14/13
- 16 Vanderbilt, 53-37, 11:19 in second half (won, 74-68) 1/6/89
- 16 Ole Miss, 24-8, 6:51 in first half (won, 69-61) 2/8/07
11. -15 Mississippi State, 54-39, 15:18 in second half (won, 76-67) 3/6/15
12. -14 Baylor, 40-26, 18:31 in the second half (won, 74-64) 11/17/14
- 14 Louisville, 21-7, 11:16 in first half (won 69-64) 12/1/13
- 14 Louisville, 35-21, 15:08 in second half (won, 48-47) 2/2/12
- 14 Florida, 20-6, 12:46 in first half (won, 71-67) 3/2/12
- 14 Mississippi St., 40-26, 18:52 in second half, (won, 76-65) 3/6/10
- 14 Xavier, 40-26, 18:49 in second half (won, 67-62) 3/24/05
- 14 Toledo, 32-18, 5:43 in second half (won, 85-76) 3/24/90
- 14 Auburn, 22-8, 8:36 in first half (won 91-90 2OT) 2/2/86

BIGGEST COMEBACKS IN THE MITCHELL ERA

1. -16 Louisville, 32-16, 6:44 in first half (won 77-68) 12/7/14
- 16 South Carolina, 30-46 in second half, (won, 78-74) 2/14/13
3. -15 Mississippi State, 54-39, 15:18 in second half (won, 76-67) 3/6/15
4. -14 Baylor, 40-26, 18:31 in the second half (won, 74-64) 11/17/14
- 14 Louisville, 21-7, 11:16 in first half (won 69-64) 12/1/13
- 14 Louisville, 35-21, 15:08 in second half, (won, 48-47) 12/2/12
- 14 Florida, 20-6, 12:46 in first half, (won, 71-67) 3/2/12
- 14 Mississippi St., 40-26, 18:52 in second half, (won, 76-65) 3/6/10
9. -13 Auburn, 25-12, 9:52 in first half, (won, 73-71) 1/19/14
10. -12 Arizona State, 37-25, 5:01 in second half, (won, 68-64ot) 11/15/15
- 12 Cincinnati, 18-6, 13:18 in first half, (won, 58-55) 11/17/08
12. -11 **Washington State, 30-19, 3:26 in second quarter, (won, 73-68), 11/17/19**
- 11 Middle Tenn., 52-41, 15:41 in second half, (won 81-72) 12/29/10
- 11 Ole Miss, 36-25, 00:27 in first half, (won 74-68) 1/27/11
- 11 Middle Tenn., 23-12, 9:54 in first half (won, 68-66 OT) 3/21/08
- 11 Arkansas, 30-19 in first half (won, 80-74 OT) 2/7/13
- 11 DePaul, 21-10 in first half (won, 96-85) 12/12/13

tory to have 100 or more 3s made at the conclusion of their true sophomore season.

IF ANYONE CAN - MAKENZIE CANN - CAN

Last year, due to Kentucky's lack of depth in the post, Makenzie Cann had to play in more of a four position in the post when on the floor. And although she excelled by having a great season, she is much more comfortable this season having more flexibility to play around the perimeter.

Cann, who has started every game this season, has been huge for the Wildcats in the early going, averaging 11.4 points per game and 5.4 rebounds per game while sitting second with 17 made 3s. Cann has two double-doubles this season with 15 points and 10 rebounds each against Washington State and Morehead State.

The native of Lawrenceburg, Ky., played in 32 games with four starts last season, hitting the second-most 3s on the team with 42. She averaged 5.8 points and 3.5 rebounds per game.

ITS RAINING 3S

Kentucky returns 76.9% of its 3-point production from last season and a large part of that is due to junior guard Maci Morris and senior guard Makenzie Cann. The two have showed while early this season as Cann is 17-of-35 from long range while Morris is 21-of-40.

Morris led Kentucky with 53 made 3s last season, hitting 32.3 percent from long range. Cann went 42-for-152 from long range last season which was the second most 3s on the team. UK shot a season-best 11 3s against Baylor.

Kentucky's 169 3-pointers made last season ranked sixth most in a season in UK history. The top six 3s hit in a season have all occurred under Matthew Mitchell.

ROPER FITTING RIGHT IN FROM THE START

Watch the Kentucky women's basketball team huddle together right before

time expires on the 60-minute pregame clock and you will see guard Jaida Roper in the middle of the huddle getting her teammates pumped up for the game. That is just how the fiery guard operates, never shy and always looking to encourage her teammates. That mentality has spilled over to her development on the court as well.

The native of Memphis, Tenn., played in 32 games last season with two starts. She started her sophomore season strong by scoring a career-high nine points with three assists vs. Sacramento State. Roper was 3-for-6 from the field, 1-for-2 from 3 and 2-for-2 from the free-throw line. She followed by breaking that career high with 10 points and two assists against GWU in 25 minutes. Roper recorded her third straight career game at Montana with 14 points, five rebounds and three assists, making several key shots late in the shot clock.

Roper is currently averaging 8.6 points per game while sitting second on the team with 19 assists. Roper had five assists and five rebounds against Marshall before 12 points and one assist against Baylor.

MITCHELL CALLS JESSICA HARDIN A "GODSEND"

Matthew Mitchell has not shied away on his feelings about redshirt senior and Bellarmine transfer Jessica Hardin. The guard started her college career at Division II Bellarmine before transferring to UK academically. The native of Monticello, Ky., played intramural basketball for several years before trying out for the team in the summer of 2016 and being awarded a scholarship. Hardin played in 16 games, averaging 12.3 minutes per game with 3.1 points per game last season. She hit 12-of-33 from 3 and 15-of-52 overall. Hardin missed the first 13 SEC games as she went through concussion protocol. She returned vs. Florida, playing three minutes and hitting a 3. Mitchell calls Hardin, who came into the program at a time of upheaval, a "Godsend".

ANYAGALIGBO TO MISS 2017-18 DUE TO INJURY

Junior forward Ogechi Anyagaligbo will miss the 2017-18 season due to sustaining a torn ACL in Kentucky's exhibition game vs. Southern Indiana.

Anyagaligbo, who missed the 2016-17 season due to NCAA Transfer rules, was expected to add depth in the post this season. She transfer to UK in the summer of 2016 after being named the America East Conference Rookie of the Year following her freshman season at Stony Brook.

Anyagaligbo had surgery to repair her torn ACL on Wednesday, Nov. 22.

NEWCOMERS TO ADD DEPTH IN 2017-18

Through its success in 2016-17 the Wildcats battled depth only regularly playing seven players. That appears to be fixed heading into 2017-18 as the Wildcats' roster is 13 deep and Coach Mitchell believes he will have all the depth he needs to be successful. Part of that fix is the emergence of five newcomers.

Kentucky's five newcomers are getting some quality time on the floor early this season. The five have combined to play 415 minutes so far this season, which is almost a third of the team's total minutes. That figure is more impressive when you consider Tatyana Wyatt, who played 15 minutes in the season opener, missed five games in November due to being in concussion protocol. All five newcomers played and scored in UK's season opener.

UK added junior college transfer Amanda Paschal, who won a national championship at Gulf Coast State College her freshman season before sitting out last year due to injury. Kentucky also adds four true freshmen who were stars in high school in Dorie Harrison (6-2, F/C, Nashville, Tenn.), KeKe McKinney (6-1, G/F, Knoxville, Tenn.), Kameron Roach (5-6, G, Hopkins, S.C.) and Tatyana Wyatt (6-3, F, Columbus, Ga.). Mitchell describes all five as extremely athletic with a strong work ethic and all four are expected to see minutes this season.

MITCHELL MOVES INTO ELITE SEC COMPANY

Kentucky's dominating 89-57 victory over Ole Miss on Jan. 26, 2017 was an historic one for Kentucky head coach Matthew Mitchell. The win was his 97th all-time in SEC play as a head coach, which ranked him 10th all-time on the SEC's career wins list. UK's win at Arkansas on Feb. 16 was Mitchell's 100th career SEC win.

Since arriving in Lexington in 2007, Mitchell has led Kentucky to unprecedented success. On top of leading UK to its first SEC Regular Season Championship in 30 years in 2012, Mitchell has four SEC Tournament title game appearances, nine top-four finishes in the league and has coached 18 all-conference performances, including four SEC Player of the Year honors.

SHOOTING WORK CONTINUES TO PAY OFF

After the 2014-15 season, Coach Mitchell put a point of emphasis on Kentucky becoming a better shooting team, asking his Wildcats to increase their field goal percentage from that season - which was 38% - to 42-45%.

The 2015-16 team responded by putting in a ton of off-season work and working hard on their shooting during preseason practice. It worked as the Wildcats shot 45.5% from the field that season, which was the highest field-goal percentage for a UK team since 1989-90, while its 35.6% from 3 was the highest since 2002-03. Overall, UK ranked top-10 in single-season UK history in points, scoring margin and field goals made, while its 154 3-pointers made and 475 assists just missed the top 10 by two 3-pointers and five assists.

The offensive showcase was noticed on the national level in 2015-16 as Kentucky ranked 24th in the nation in scoring offense, 16th in scoring

margin, 18th in field goal percentage and 26th in 3-point field goal percentage. And although the turnovers and steals didn't come in at the pace they had in the past, UK's defense stayed fundamentally strong, limiting opponents to 60.6 points per game and a .372 mark from the field with 131 blocks, 507 turnovers forced and 222 steals.

The Wildcats strong shooting continued last season as UK hit 42.7% from the field, which was the third highest field-goal percentage since 2005-06. UK hit 169 3s last year, which was the sixth most in a single season in program history.

AKHATOR, EPPS SELECTED IN WNBA DRAFT

Evelyn Akhator and Makayla Epps began their professional careers in the Women's National Basketball Association as both were selected in the 2017 WNBA Draft. Akhator was selected third overall by the Dallas Wings, becoming the highest draft pick in school history. Akhator is the third player in program history to be a first-round selection and the first since A'dia Mathies in 2013. Epps became the fifth Matthew Mitchell coached player to be selected, going 33rd overall to the Chicago Sky.

Akhator and Epps are the first Kentucky players selected in the WNBA Draft since DeNesha Stallworth was taken 25th overall in the 2014 draft. In his 10-year tenure with the Wildcats, Matthew Mitchell has had five players selected in the WNBA Draft. Victoria Dunlap was the second-ever UK player selected back in 2011, while Mathies was previously the highest pick in school history going 10th in 2013.

KENTUCKY VS. RANKED OPPONENTS

In order to be one of the nation's best, you have to play against the nation's best. In 2016-17, Kentucky was 3-7 against ranked opponents with wins against then-No. 14 Miami (Fla.), then-No. 12 Oklahoma and then-No. 3 Mississippi State. In 44 years of varsity women's basketball, Kentucky has 88 wins over ranked opponents, including 47 of those wins coming under Matthew Mitchell.

MITCHELL INKS 2 HIGH SCHOOL STARS TO NLI

Matthew Mitchell continues to sign some of the best high school basketball players in the country to play at Kentucky as he inked high school stars Blair Green (Harlan, Ky.) and Rhyne Howard (Cleveland, Tenn.) to National Letters of Intent on Nov. 8.

Green is a four-start prospect by ESPN.com which ranks her as the ninth best wing in the 2018 class. Green had a great junior season for Harlan County High School averaging 23.1 points per game, 7.2 rebounds per game and hit 53.8% from the field, including 43.8% from 3.

All-Star Girl's Report ranks Howard as the eighth best player overall in the 2018 class while ESPN tabbed her the 10th best guard in the class. Howard averaged 19.6 points per game, 7.2 rebounds per game, 4.6 steals per game, 3.8 assists per game and 1.2 blocks per game as a junior at Bradley Central High School. She scored 647 points last year for the Bears, hitting 55 percent from the field, 40 percent from 3 and 74 percent from the free throw line.

"This is an exciting day for me and my staff as we welcome two fantastic people and basketball players to the Big Blue Nation," Mitchell said. "Both Blair and Rhyne are everything you look for in a player when you hit the recruiting trail. They both are outstanding athletes and playmakers that will add versatility to our team. Blair and Rhyne have terrific personalities, are fun to be around and are all-around tremendous additions to our program. We are just thrilled that both of them are Wildcats."

UK IN THE SEC/NCAA STATS

Category	Team (as of Dec. 1, 2017)		
	NCAA	SEC	Stat
Ast/TO Ratio	24	2	1.35
Assists	47	5	116
Assists/game	54	4	16.6
Blocks	73	8	29
Blocks/game	92	8	4.1
Fewest Fouls	141	4	111
Fewest TOs	61	2	86
FG%	72	10	43.8
FG% defense	49	6	35.5
FT Attempts	106	9	130
FT Made	103	8	91
FT%	146	5	70.0
Personal Fouls/game	60	3	15.9
Rebound margin	35	3	9.7
Rebounds	42	3	307
Rebounds/game	41	2	43.8
Scoring Defense	63	5	58.3
Scoring Margin	36	5	18.1
Scoring Offense	59	6	76.4
Steals	267	12	40
Steals/game	306	12	5.7
3FG% defense	53	3	26.2
3FG attempts	115	6	137
3FG made	13	5	56
3FG/game	59	4	8.0
3FG%	17	2	40.9
TO margin	130	9	1.71
TOs Forced	286	12	14.0
TOs/game	18	2	12.3
W-L%	25	5	85.7

Category	Individual		
	NCAA	SEC	Stat
Ast-TO ratio- Murray	72	5	2.5
Assists- Murray	112	8	30
Assists/game - Murray	152	9	4.3
Blocks- Rice	130	8	9
Blocks/game- Rice	191	8	1.29
FG Made- Morris	139	15	40
FG%- Morris	164	14	48.2
Final pts- Morris	120	10	114
FT Made- Murray	92	5	28
FT%- Murray	6	1	96.6
Pts/game- Morris	149	12	16.3
Rebs- Rice	136	11	55
Rebs./game- Rice	193	11	7.9
3FG Made- Morris	37	4	21
Cann	100	7	17
3FG/game- Morris	44	4	3.0
Cann	138	7	2.43
3FG%- Morris	19	2	52.5
Cann	39	3	48.6

STAT SUPERLATIVES

Here are some UK career statistical superlatives among current players:

Most Games Played:

100 Alyssa Rice

Most Games Started:

73 by Maci Morris

Consecutive Games Started:

73 by Maci Morris

Games with Double-Figure Scoring:

	2017-18	Career
Maci Morris	7	45
Taylor Murray	5	32
Makenzie Cann	5	11
Alyssa Rice	2	5
Jessica Hardin	0	1
Dorie Harrison	1	1
Tatyana Wyatt	1	1
Jaida Roper	4	4
Amanda Paschal	1	1

Current Streak of Consecutive Games with

Double-Figure Scoring:

12 by Maci Morris
2 by Taylor Murray
1 by Makenzie Cann
1 by Jaida Roper

Games with Double-Figure Rebounding:

	2017-18	Career
Taylor Murray	1	3
Maci Morris	1	1
Makenzie Cann	2	2
Alyssa Rice	1	1

Consecutive Games with Double-Figure Rebounding:

n/a

Games with a Double-Double:

	2017-18	Career
Taylor Murray	1	3
Maci Morris	1	1
Makenzie Cann	2	2
Alyssa Rice	1	1

Consecutive Games with Double-Double:

n/a

Games with a Triple-Double:

	2017-18	Career
n/a		

40-point games:

	2017-18	Career
n/a		

30-point games:

	2017-18	Career
n/a		

20-point games:

	2017-18	Career
Taylor Murray	1	4
Makenzie Cann	0	1
Maci Morris	2	3

Consecutive 20-point games:

1 by Maci Morris

Consecutive Games with a 3-pointer:

7 by Makenzie Cann
5 by Maci Morris
1 by Tatyana Wyatt
1 by Jaida Roper

Consecutive Games with at least one steal:

8 by Taylor Murray
1 by Jaida Roper

MITCHELL TURNS PROGRAM AROUND

In 2009-10, Coach Mitchell implemented the "40 minutes of dread" style of play. Although UK doesn't play that style as much anymore, it started Kentucky on an impressive run of success.

- Recorded an impressive 214-68 overall record, including a 130-15 mark at home.
- Won 20-plus games every year, averaging 26.5 wins over the last seven years.
- Advanced to a school-record eight straight NCAA Tournaments, including three Elite Eight trips during that span with 15 NCAA Tournament wins.
- Nine top-four SEC finishes, including winning the SEC regular season title in 2012, its first in 30 years.
- Advanced to the SEC Tournament championship game four times
- Four SEC Player of the Year Award Winners
- Two SEC Freshman of the Year Award Winners

THE MAGIC "80"

The Wildcats hold a remarkable 339-23 (.936) record since 1974 when scoring 80 points or more. The last loss came at South Carolin on Feb. 26, 2017 when the Cats fell 95-87 in the regular-season finale. UK is 90-5 (.947) under Mitchell when scoring 80 points or more.

UK IN OVERTIME

UK is 29-26 all-time in overtime games, including a 10-3 mark under Matthew Mitchell, who is 12-5 in his 11-year career as a head coach in extra minutes.

KENTUCKY ALL-TIME

Kentucky is 789-516 (.604) in its 43rd year of varsity women's basketball, including 247-101 (.708) in 11 seasons under Matthew Mitchell. Win No. 750 came against Auburn on Jan. 17, 2016 in Memorial.

20+ WIN SEASONS UNDER MITCHELL

The Wildcats have won 20 or more games 18 times in 43 years of varsity basketball, including a school-record eight in a row. It's important to note that UK had just 10 20-win seasons in its first 33 years of varsity women's basketball, but has eight in 10 seasons of the Matthew Mitchell era.

SEC TOURNAMENT SEMIFINAL STREAK CONTINUES

The Wildcats advanced to the semifinals of the SEC Tournament for the eighth straight season, which is the longest active streak in the league.

THE KENTUCKY WBB COACHING STAFF HAS ...

Combined the Kentucky women's basketball coaching staff has compiled over 80 years of experience at the Division I level, including coaching or playing in a combined 38 NCAA Tournaments with eight Final Fours, four national championships and a WNBA Championship. Elzy and Butts are in their second stint in Lexington after serving on Mitchell's staffs before. Butts was an associate head coach on Mitchell's first staff at Kentucky before Elzy joined the staff for four successful seasons. Dunn, who is a Women's Basketball Hall of Famer, has over 40 years of coaching experience, including three decades in the collegiate ranks.

WILDCATS HAVING TO REPLACE TWO ALL-AMERICANS IN 2017-18

A key task this season will be replacing the All-America production of Makayla Epps and Evelyn Akhator, who combined to average 33.6 of the

team's 70.9 points last season. Even with the loss of Epps/Akhat, UK still returns 52.6% of its scoring, 58.0% of its rebounding, 50.3% of its made field goals, 76.9% of its made 3-pointers and 64.7% of its assists from last season. In all, the Wildcats return eight of 11 eligible players.

RECAPPING THE 2016-17 SEASON

Kentucky is coming off a 22-11 record last season that saw the Wildcats make a school-record eighth straight appearance in the NCAA Tournament. The Wildcats also hosted the first and second rounds of the event for the fourth straight season. UK finished No. 18 in The Associated Press Top 25 and No. 25 in the USA Today/Coaches Top 25. It was the eighth straight season the Wildcats have finished inside the top 25 of both national listings. Mitchell's 2016-17 squad, which finished with the No. 14 overall RPI in the final NCAA RPI report, played the second-toughest schedule in the nation in 2016-17 with 25 of its 33 games being played against teams that finished in the top 100 of the NCAA RPI report. The Wildcats played 13 games against top-25 RPI teams with four wins, while it had six wins against RPI top 50 teams.

CATS TABBED TO WBCA ACADEMIC TOP 25

UK ended the 2016-17 season with a 3.492 team grade point average, which ranked 24th nationally in the Women's Basketball Coaches Association's Academic Top 25 Team Honor Roll. Kentucky is the only Southeastern Conference team to make the WBCA Academic Top 25 and one of only three teams to claim the honor while also sitting top 20 in the final Association Press Top 25.

Matthew Mitchell has put an emphasis on academics since arriving on campus as the Wildcats have had a 3.0 team GPA or better each of the last eight semesters. Last fall, the Wildcats posted a 3.517 team GPA, which was the highest GPA for a semester in the Mitchell era. UK followed that with a 3.464 team GPA in the spring with four players earning 4.0s. Under Mitchell, 34 Wildcats have been tabbed to the SEC Academic Honor Roll and 100 percent of Mitchell's players have received their degrees.

SIX CATS PLAYING OVERSEAS

Kentucky women's basketball currently has six alumnae who signed professional contracts to play overseas for the 2017-18 season.

- Azia Bishop is playing for Feko Ilgaz in Turkey.
- Bria Goss is playing for Maccabi Raanana in Israel.
- DeNesha Stallworth and Jennifer O'Neill are playing Artego Bydg. in Poland.
- Jane Thompson is playing for Mark in Sweden.
- Evelyn Akhator is playing for Dynamo NR in Russia.
- Makayla Epps will go overseas and play at some point this year.

A WINNING INSTITUTION

Both the Kentucky men's and women's basketball team have been national contenders the past few years with great success on the court. UK has tallied a 561-120 combined record between its two programs since 2009-10. That record includes a 265-21 mark in Lexington. UK was one of three schools to have both men's and women's programs as a top four seed in the 2016 NCAA Tournament.

Both the UK men's and women's basketball teams have posted an eighth straight 20-win season in 2016-17. Kentucky is one of just three institutions (Duke and BYU) in the NCAA that have seen both

their men's and women's basketball programs tally 20 or more wins in the last eight straight seasons.

MATTHEW AND JENNA MITCHELL DONATE \$1 MILLION TO UK ATHLETICS

In June of 2014, Coach Matthew Mitchell and his wife, Jenna, pledged \$1 million over the next 10 years to the University of Kentucky Athletics Department. The donation will provide UK Athletics \$100,000 per year over the next 10 years to be used for a variety of capital projects, including updates and renovations for football. The donation is the largest ever given by a UK athletics employee to the athletics department.

Matthew and Jenna have been very active in the Lexington community since arriving in Lexington. In October 2016, Matthew and Jenna were presented the Community Service Award by the Urban League of Lexington.

RUPP ARENA CHOSEN FOR 3 STRAIGHT NCAA REGIONAL TOURNAMENTS

For the first time since the women's basketball Final Four in 1986, Rupp Arena and the University of Kentucky hosted the NCAA regional tournament in 2016 and 2017 and will again 2018 for women's basketball. In 2018, Lexington will again play host at Rupp Arena, joined by Albany, N.Y. (Times Union Center), Kansas City, Mo. (Sprint Center) and Spokane, Wash. (Spokane Veterans Memorial Arena), with regional play taking place March 23-26.

CATS IN THE RECORD BOOK ...

MACI MORRIS

Career 3PFG Made

1. Sara Potts, 271
2. Jennifer O'Neill, 197
3. A'dia Mathies, 177
4. Keyla Snowden, 176
5. Stacey Reed, 175
6. Jenny Pfeiffer, 162
- 7. Maci Morris, 123**
8. Tiffany Wait, 115
9. Sam Mahoney, 113
10. Bria Goss, 112

WHEN WAS THE LAST TIME ...

SCORING

A player scored 40+ points: 42, Makayla Epps vs. Miss. State, 1-12-15

A player scored 30+ points: 30, Makayla Epps vs. Belmont, 3-17-17

A player scored 25+ points: 30, Makayla Epps vs. Belmont, 3-17-17

A player scored 20+ points: 22, Maci Morris at Baylor, 11-30-17

Player came off the bench to score 20 or more points: 20, Makenzie Cann vs. New Hampshire, 11-17-16

Two players score 20 or more points in a game: vs. Belmont, 3-17-17 (22 Evelyn Akhator, 30 Makayla Epps)

Three players had 20 or more points in a game: vs. Morehead St., 11-18-15 (28, Alexis Jennings; 22, Janee Thompson; 21 Makayla Epps)

Two players score 30 points or more in a game: n/a

A player record five or more consecutive 20-plus point games: 7 by Kim Denkins (27 vs. Indiana, 12-8-95; 22 vs. Florida, 12-16-95; 20 vs. Syracuse, 12-21-95; 24 vs. Miami (OH), 12-32-95; 21 vs. Duke, 12-29-95; 31 vs. N.C. State, 12-30-95; 20 vs. Ole Miss, 1-3-96)

A player record four or more consecutive 20-plus point games: 4 by Makayla Epps (20 vs. Ole Miss, 1-26-17; 20 at Missouri, 1-30-17; 23 vs. South Carolina, 2-2-17; 23 vs. Vandy, 2-5-17)

A player record three or more consecutive 20-plus point games: 3 by Makayla Epps (31 vs. South Carolina, 3/4/17; 30 vs. Belmont, 3-17-17; 21 vs. Ohio State, 3-19-17)

A player record back-to-back 20-plus point games: 3 by Makayla Epps (31 vs. South Carolina, 3/4/17; 30 vs. Belmont, 3-17-17; 21 vs. Ohio State, 3-19-17)

A player record back-to-back 30-plus point games: Makayla Epps 31 vs. S. Carolina, 3-4-17; 30 vs. Belmont, 3-17-17

A player score 15 or more points in the 1st half: 16, Makayla Epps vs. S. Carolina, 3-4-17

A player score 15 or more points in the 2nd half and OT: 17, Maci Morris at Washington State, 11-19-17

A player score 20+ points in the 1st half: 20, Taylor Murray vs. Sacramento State, 11-10-17

A player score 20+ points in the 2nd half and OT: 22, Evelyn Akhator vs. Miss. State, 2-23-17

A player hit a last-second shot to win the game: Makayla Epps vs. Mississippi State, 2-23-17 (hit the game-winning basket with 8.7 remaining in the contest to put Kentucky up 77-75 in OT)

A freshman score 25 points or more: 27, Alexis Jennings vs. Tennessee State, 12-28-14

All five starters in double figures: vs. Oklahoma, 3-21-16

No player scored in double figures: vs. LSU, 1-16-03

DOUBLE-DOUBLES

A player record a double-double: Alysssa Rice (19pts/10rebs) vs. Marshall, 11-26-17

10-20 Game: Evelyn Akhator (14pts/23rebs), vs. Ohio State, 3-19-17

20-20 Game: Valerie Still (42 pts/20 rbs) vs. Charleston, 12-19-82

20-10 Game: Evelyn Akhator (22pts/10rebs), vs. Belmont, 3-17-17

30-10 Game: Victoria Dunlap (33 pts/18 rbs) vs. Butler, 11-15-09

More than one player with a double-double in the same game: Evelyn Akhator (20 pts/11 rbs) and Taylor Murray (11 pts/13 rbs) at LSU, 1-19-17

Three players with a double-double in the same game: Alexis Jennings (28pts/13rebs), Evelyn Akhator (12pts, 16rebs), Makayla Epps (21pts, 11rebs,12asts) vs. Morehead State, 11-18-15

A player record back-to-back double-doubles: Makenzie Cann (2) (15pts/10rebs) at Wash. State, 11-19-17; (15pts/10rebs) vs. Morehaed State, 11-22-17

More than one player record back-to-back double-doubles: Victoria Dunlap (11 pts/12 rbs) and Eleia Roddy (13 pts/10 rbs) vs. NCAT, 1-1-09; Victoria Dunlap (20 pts/15 rbs) and Eleia Roddy (11 pts/10 rbs) vs. Miami (Ohio), 1-3-09

Double-Double in Points and Rebs: Alysssa Rice (19pts/10rebs) vs.

Marshall, 11-26-17

Double-Double in Points and Assists: Janee Thompson (16 pts/10 ast) vs. LSU, 2-7-16

Double-Double in Points and Blocks: n/a

Double-Double in Points and Steals: Leslie Nichols (18 pts/11 steals) vs. Louisville, 2-14-86

A player record four or more consecutive double-doubles: 5 by Evelyn Akhator (10pts/14rebs) vs. Washington, 3-25-16, (18pts/10rebs) vs. Miami, 11-11-16, (28pts/13rebs) vs. Albany, 11-12-16, (17pts/11rebs) vs. New Hampshire, 11-17-16, (12pts/14rebs) at Colorado, 11-19-16

A player record five or more consecutive double-doubles: 5 by Evelyn Akhator (10pts/14rebs) vs. Washington, 3-25-16, (18pts/10rebs) vs. Miami, 11-11-16, (28pts/13rebs) vs. Albany, 11-12-16, (17pts/11rebs) vs. New Hampshire, 11-17-16, (12pts/14rebs) at Colorado, 11-19-16

A player record a triple-double in a game: (2nd in school history) Makayla Epps, vs. Morehead State, (21pts, 12ast, 11 rebs) 11-18-15

A player record a perfect game (at least five FGs made): Makayla Epps vs. Middle Tennessee, 12-12-14 (6-of-6 FGs)

5 or more players score in double figures: 5 at S. Carolina (2-26-17) - Epps (10), Cann (15), Akhator (14), Murray (29), Morris (14)

6 or more players score in double figures: 6 vs. New Hampshire (11-17-16) - Makenzie Cann (20), Eveyln Akhator (17), Makayla Epps (14), Jessica Hardin (11), Alyssa Rice (10), Maci Morris (10)

7 or more players score in double figures: 8 vs. Lipscomb (11-21-13) - Stallworth (14), Walker (10), Thompson (16), Goss (18), Evans (12), O'Neill (11), Pinkett (15), Harper (12)

FIELD GOALS

Made 12 FG in a game: 12, Makayla Epps vs. S. Carolina, 3-4-17

Made 13 FG in a game: 13, Makayla Epps vs. Washington, 3-25-16

Made 14 FG in a game: 18, Makayla Epps vs. Mississippi State, 1-12-15

Made 15 FG in a game: 18, Makayla Epps vs. Mississippi State, 1-12-15

Made 16 FG in a game: 18, Makayla Epps vs. Mississippi State, 1-12-15

Made 17 FG in a game: 18, Makayla Epps vs. Mississippi State, 1-12-15

Made 18 FG in a game: 18, Makayla Epps vs. Mississippi State, 1-12-15

FIELD GOALS ATTEMPTED

Attempted 29 FG in a game: 30, Makayla Epps vs. Miss. State, 1-12-15

Attempted 28 FG in a game: 30, Makayla Epps vs. Miss. State, 1-12-15

Attempted 26 FG in a game: 26, Makayla Epps vs. S. Carolina, 3-4-17

Attempted 25 FG in a game: 26, Makayla Epps vs. S. Carolina, 3-4-17

Attempted 24 FG in a game: 26, Makayla Epps vs. S. Carolina, 3-4-17

Attempted 23 FG in a game: 23, Makayla Epps vs. Ohio State, 3-17-19

Attempted 22 FG in a game: 23, Makayla Epps vs. Ohio State, 3-17-19

Attempted 21 FG in a game: 23, Makayla Epps vs. Ohio State, 3-17-19

Attempted 20 FG in a game: 23, Makayla Epps vs. Ohio State, 3-17-19

THREE-POINTERS

A player with 5 in a game: 5, Maci Morris at Baylor, 11-30-17

A player with 6 in a game: 6, Makenzie Cann, vs. New Hamp., 11-17-16

A player with 7 in a game: *7, Sara Potts vs. Chattanooga, 3-20-05 (7-14)

Attempted 10 or more in a game: 10, Jennifer O'Neill vs. Vandy, 3-5-15

FREE THROWS

Made 10 FT in a game: 10, Taylor Murray at Missouri, 1-30-16

Made 11 FT in a game: 12, Makayla Epps at Ole Miss, 01-21-16

Made 12 FT or more in a game: 12, Makayla Epps at Ole Miss, 01-21-16

Attempted 10 FT in a game: 10, Makayla Epps vs. Vandy, 2-5-17

Attempted 11 FT in a game: 12, Evelyn Akhator, vs. Wash. St., 12-21-16

Attempted 12 FT in a game: 12, Evelyn Akhator, vs. Wash. St., 12-21-16

Attempted 15 or more FTs in a game: 15, Makayla Epps vs. Miami, 11-11-16

WHEN WAS THE LAST TIME ...

Hit 100% (10 or more attempts): Taylor Murray, 01-30-17 (10-10)

REBOUNDS

A player with 10+ rebounds: 10, Alyssa Rice vs. Marshall, 11-26-17
A player with 11+ rebounds: 12, Taylor Murray at Montana, 11-16-17
A player with 12+ rebounds: 12, Taylor Murray at Montana, 11-16-17
A player with 13+ rebounds: 23, Evelyn Akhator vs. Ohio St., 3-19-17
A player with 14+ rebounds: 23, Evelyn Akhator vs. Ohio St., 3-19-17
A player with 15+ rebounds: 23, Evelyn Akhator vs. Ohio St., 3-19-17
A player with 16+ rebounds: 23, Evelyn Akhator vs. Ohio St., 3-19-17
A player with 17+ rebounds: 23, Evelyn Akhator vs. Ohio St., 3-19-17
A player with 18+ rebounds: 23, Evelyn Akhator vs. Ohio St., 3-19-17
A player with 19+ rebounds: 23, Evelyn Akhator vs. Ohio St., 3-19-17
A player with 20+ rebounds: 23, Evelyn Akhator vs. Ohio St., 3-19-17
A player with 21+ rebounds: 23, Evelyn Akhator vs. Ohio St., 3-19-17
A player with 25+ rebounds: *27, Valerie Still vs. National College, 2-9-82
A player with back-to-back games with 15+ rebounds: Evelyn Akhator
15 rebs at Alabama (1-12-17); 16 rebs vs. Georgia (1-15-17)
10+ Rebs in three consecutive games: 3, Evelyn Akhator (3-4-17 to
3-19-17)
10+ Rebs in four consecutive games: 5, Evelyn Akhator (3-25-16 -
11-19-16)
10+ Rebs in five consecutive games: 5, Evelyn Akhator (3-25-16 -
11-19-16)
10+ Rebs in six consecutive games: 7, Eleia Roddy (2008)
Two players grab 10+ rebounds in a game: 11, Akhator; 13, Murray
at LSU, 1-19-17
Three players grab 10+ rebounds in a game: 16, Akhator; 13, Jennings;
11, Epps vs. Morehead State, 11-18-15

ASSISTS

A player with 8 or more assists in a game: 8, Taylor Murray at
Washington State, 11-19-17
A player with 9 or more assists in a game: 11, Taylor Murray vs.
Florida, 2-19-17
A player with 10 or more assists in a game: 11, Taylor Murray vs.
Florida, 2-19-17
A player with 11 or more assists in a game: 11, Taylor Murray vs.
Florida, 2-19-17
A player with 12 or more assists in a game: 12, Makayla Epps vs.
Morehead State, 11-18-15

BLOCKS

A player with 5 or more blocks in a game: 6, Alexis Jennings vs.
Oklahoma, 3-21-16
A player with 6 or more blocks in a game: 6, Alexis Jennings vs.
Oklahoma, 3-21-16
A player with 7 or more blocks in a game: *7, DeNesha Stallworth
vs. Texas A&M, 2-18-13

STEALS

A player with 5 steals in a game: 6, Taylor Murray at Arkansas, 2-17-17
A player with 6 steals in a game: 6, Taylor Murray at Arkansas, 2-17-17
A player with 7 steals in a game: 7, Janee Thompson vs. TSU, 12-28-14
A player with 8 steals in a game: 9, A'dia Mathies vs. Neb.-Omaha, 11-23-11
A player with 9 steals in a game: 9, A'dia Mathies vs. Neb.-Omaha, 11-23-11
A player with 10 steals in a game: 10, Erica Jackson vs. ECU, 2-16-99
A player with 11 or more steals in a game: *11, Leslie Nichols vs.
Louisville, 2-14-86

MINUTES

Played every minute of a game: 40 Makayla Epps vs. Belmont, 3-17-17
Played over 40 minutes: 44, Makayla Epps/Evelyn Akhator vs. Miss.
State, 2-23-17
Played over 45 minutes: 45, Makayla Epps & Makenzie Cann at

Louisville, 12-4-16

Played over 50 minutes: 51, Kastine Evans vs. Baylor - 4OT, 12-6-13

FOULS

Four or more UK players foul out in a game: Jennifer Humphrey,
Sarah Elliott, Chanté Bowman, Brittany Edelen vs. Louisville, 12-3-06

THE LAST TIME KENTUCKY...

Won a game by 20 or more pts: +30 (69-39) vs. Marshall, 11-26-17
Won an SEC game by 20 or more pts: +32 (89-57) vs. Ole Miss, 1-26-17
Won a game by 30 or more pts: +30 (69-39) vs. Marshall, 11-26-17
Won an SEC game by 30 or more pts: +32 (89-57) vs. Ole Miss, 1-26-17
Won a game by 40 or more pts: +49 (92-53) vs. UNH, 11-17-16
Won an SEC game by 40 or more points: +44 (97-53) vs. Auburn, 1-20-13
Won a game by 50 or more pts: +54 (85-31) vs. UNC Asheville, 3-19-16
Won an SEC game by 50 or more pts: *+53 (100-47) vs. Miss. State,
1-17-13
Won a game by 60 or more pts: +68 (92-24) vs. Jackson St., 11-29-15
Won a game by 70 or more pts: +75 (100-25) vs. Jacksonville St.,
11-15-11
Scored 100 pts or more in a game: 101 vs. Sacramento State, 11-10-17
Scored 100 pts or more in an SEC game: 108 vs. Ole Miss, 2-13-14
Scored 90 points or more in a game: 101 vs. Sacramento State, 11-10-17
Scored 90 points or more in three straight games: 96 vs. Wagner,
11-10-13; 103 vs. Georgia Southern, 11-13-13; 96 vs. Central
Michigan, 11-17-13
Scored 90 points or more in four straight games: 4 - 96 vs. Wagner,
11-10-13; 103 vs. Georgia Southern, 11-13-13; 96 vs. Central
Michigan, 11-17-13, 116 vs. Lipscomb 11-12-13
Scored 80 points or more in a game: 86 vs. Morehead State, 11-22-17
Scored 50 points or more in the first half: 56 vs. Sac. State, 11-10-17
Scored 50 points or more in the second half: 50 vs. Florida, 3-4-16
Scored 60 points or more in first half: 60 vs. Grambling, 12-29-13
Scored 60 points or more in second half: 60 vs. Ole Miss, 2-13-14
Lost a game by 20 or more points: -37 (90-63) at Baylor, 11-30-17
Lost a game by 30 or more points: -30 (93-63) vs. South Carolina, 3-5-16
Lost a game by 40 or more points: -44 (39-83) vs. Tennessee, 1-27-2001
Lost an SEC game by 40 or more pts: -44 (39-83) vs. Tennessee, 1-27-01
Lost a game by 50 or more points: -72 (38-110) vs. Tennessee, 1-21-01
Lost a game by 60 or more points: -72 (38-110) vs. Tennessee, 1-21-01
Lost a game by 70 or more points: -72 (38-110) vs. Tennessee, 1-21-01
Allowed 100 points: 130 by Baylor, 12-6-13
Allowed 90 or more points: 90 by Baylor, 11-30-17
Scored fewer than 50 points: 48 vs. Louisville, 12-2-12
Scored fewer than 40 points: 36 vs. LSU, 12-18-2005
Scored fewer than 25 points in a half: 23 (1st) vs. S. Carolina, 2-2-17
Scored fewer than 20 points in a half: 17 (1st) at Arizona State, 11-15-15
Held opponent to 50 points or fewer: 34 vs. Gardner-Webb, 11-12-17
Held opponent to 40 points or fewer: 34 vs. Gardner-Webb, 11-12-17
Held opponent to 30 points or fewer: 24 by Jackson St., 11-29-15
Held opponent to 20 pts or fewer in the 1st half: 16 vs. Gardner-
Webb, 11-12-17
Held opponent to 20 pts or fewer in the 2nd half: 18 vs. Gardner-Webb,
11-12-17
Held SEC opp. to 20 pts or fewer in the 1st half: 20 at Arkansas,
2-16-17
Held an opponent to 10 points or fewer in the first half: *9 by
Charleston Southern, 12-10-04
Held an opponent to 10 points or fewer in the second half: *7 by
Jackson St., 11-29-15
Won a game after trailing at the half: at Wash. State, 11-19-17 (35-34)
Won a game after trailing 10+ at the half: at Arizona St., 11-15-15 (29-17)
Won an SEC game after trailing at the half: vs. Miss. ST., 2-23-17, (31-30)
Won after trailing at the half at home: vs. Miss. State, 2-23-16 (31-30)

WHEN WAS THE LAST TIME ...

Won a game after trailing at the half on the road: at Wash. State, 11-19-17 (35-34)

Scored 100 or more points and lost: n/a

Scored 80 points or more and lost: at S. Carolina, 2-26-175 (95-87)

Scored 50 points or fewer and won: 48 vs. Louisville, 12-2-12

Game decided by one point: vs. Tennessee, 1-25-16 (W, 64-63)

Game decided by two points: vs. Mizzou, 1-5-17 (W, 64-62)

Game decided by three points: vs. Belmont, 3-17-17 (73-70)

Shot 50 percent or better vs. non-conference opponent: 56.4% (31-of-55) vs. Morehead State, 11-22-17

Shot 50% or better vs. SEC opponent: 58.6% (34-58) vs. Ole Miss, 1-26-17

Shot 50 percent or better in consecutive games: two - NKU (55.2%) 12-2-15; Louisville (51.8%) 12-10-15

Shot 55 percent or better: 56.4% (31-55) vs. Arkansas, 11-22-17

Shot 60 percent or better: 60.7 vs. Arkansas, 2-18-07

Shot 70 percent or higher in a half: 72.2 (2nd half) vs. Liberty, 3-20-10

Shot 60 percent or higher from 3: 61.1 vs. Colorado, 11-22-15

Shot 30 percent or lower: 30.0 vs. Duke, 12-29-16 (18-of-60)

Shot 20 percent or lower: 20.0 vs. Georgia, (12-of-60), 3-02-07

Shot 15% or lower in a half: 13.6 (1st half) vs. USC (3-of-22), 3-2-08

Held an opponent to lower than 30 percent: 29.8% (14-of-47) by Marshall, 11-26-17

Held an opponent to lower than 20 percent: 15.6% (7-of-45) by Jackson State, 11-29-15

Held an opponent to lower than 15 percent in a half: 4.2% (2nd half) vs. Jackson State, 11-29-15

Opponent shot 50 percent or better: 53.8% by Baylor (35-of-65), 11-30-17

Opponent shot 60 percent or better: 61.8% by S. Carolina (34-of-55), 2-26-17

Opponent shot 50 percent or better in consecutive games: Two straight - Florida, 58.0% (29-of-50), 1-31-16; South Carolina, 52.0% (26-of-50), 2-4-16

Did not hit a 3-pointer: vs. Middle Tenn., 12-9-16 (0-of-9)

Held opponent without a 3-pointer: Texas A&M (0-3), 2-28-16

Held consecutive opponents without a 3-pointer: Delaware State, 11-10-12 (0-of-0) and Baylor, 11-13-12 (0-3)

Opponent hit 10 or more 3-pointers: 11 by Mizzou, 1-5-17

Hit 10 or more 3-pointers: 11 at Baylor, 11-30-17

Hit 11 or more 3-pointers: 11 at Baylor, 11-30-17

Hit 12 or more 3-pointers: 12 vs. New Hampshire, 11-17-16

Hit 13 or more 3-pointers: *14 vs. Mississippi State, 1-8-12 (14-of-30)

Pulled down 60 or more rebounds: *67 vs. Morehead State, 11-18-15

Pulled down 65 or more rebounds: *67 vs. Morehead State, 11-18-15

Had 20 or more Reb. than Opp: 25 vs. Marshall, 11-26-17 (47-22)

Had 30 or more assists in a game: 32 vs. Morehead St., 11-18-15

Had 20 or more assists in a game: 25 vs. Morehead St., 11-22-17

Had 20 or more assists in three straight games: 4 - 32 vs. Morehead St., 11-18-15; 24 vs. Colorado 11-22-15; 26 vs. Eastern Michigan 11-25-15; 22 vs. Jackson State 11-29-15

Had 20 or more assists in four straight games: 32 vs. Morehead St., 11-18-15; 24 vs. Colorado 11-22-15; 26 vs. Eastern Michigan 11-25-15; 22 vs. Jackson State 11-29-15

Had 20 or more assists in five straight games: 26 vs. Louisville (2/23/82); 25 vs. Alabama (2/26/82); 29 vs. LSU (2/27/82), 27 vs. Tennessee (2/28/82) and 24 vs. Illinois (3/14/82)

Had 19 or more blocks in a game: *19 vs. North Carolina A&T, 12-6-05

Had 10 or more blocks in a game: 12 vs. Wright State, 3-22-14

Opponent had 10 or more blocks in a game: 10 vs. Ohio State, 3-19-17

Had 10 or more steals in a game: 11 vs. Vanderbilt, 2-5-17

Had 20 or more steals in a game: 24 vs. Georgia Southern, 11-13-13

Had 25 or more steals in a game: *28 vs. West Virginia, 12-12-93

Opponent had 10 or more steals in a game: 10 by Alabama, 1-12-17

Forced 30 or more turnovers in a game: 37 vs. Jackson State, 11-29-15

Forced 30 or more turnovers in an SEC game: 31 vs. Tennessee, 3-3-13

Forced 40 or more turnovers in a game: *49 vs. ARK-Pine Bluff, 12-11-11

Committed 30 or more turnovers in a game: 30 at Florida, 1-31-16

Committed 30 or more turnovers and won: 34 vs. Green Bay, 3-19-12

Committed five turnovers or fewer: 5 vs. New Hampshire, 11-17-16

Committed 10 turnovers or fewer in a non-con game: 7 vs. Gardner-Webb, 11-12-17

Committed 10 turnovers or fewer in an SEC game: 10 vs. S. Carolina, 3-4-17

Committed more turnovers than the opponent: at Washington State (17-12), 11-19-17

Opponent committed fewer than 10 turnovers: 6 by Ohio St., 3-19-17

Attempted 40 FT: 42 vs. Tennessee St., 3-20-15

Attempted fewer than five FT: 4 vs. South Carolina, 1-13-11

Made 30 FT: 31 vs. Tennessee St., 3-20-15

Made 40 FT: 49* vs. Baylor, 12-6-13

Hit 100 percent from the free-throw line (min. 10 made): *12-of-12 vs. Missouri, 1-13-13

Won an overtime game: vs. Miss. State, 2-23-17, (78-75) (H) 1OT

Lost an overtime game: vs. Arizona State, 12-11-16 (73-71) (A) 1OT

Played a double-overtime game: vs. Miss. State, 2-12-15 (92-90) (H)

Played a triple-overtime game: vs. Baylor, 12-6-13 (133-130) (N) 4OT

Played a quadruple-overtime game: vs. Baylor, 12-6-13 (133-130) (N) 4OT

Started three freshmen in a game: (Evans, Conwright, Drake) vs. UTC, 12-11-10

Started four freshmen in a game: (Mendeng, Helm, Hawthorne, Stoglin) vs. Tennessee, 1-27-2001

Defeated a Top-5 opponent: 2-23-17 - #22/rv UK 78 - #3/2 vs. Miss. State 75 (OT) (H)

Defeated a Top-10 opponent: 2-23-17 - #22/rv UK 78 - #3/2 vs. Miss. State 75 (OT) (H)

Defeated a Top-25 opponent: 2-23-17 - #22/rv UK 78 - #3/2 vs. Miss. State 75 (OT) (H)

Defeated a Top-25 non-conference opponent at home: 12-1-16 - #17 UK 82 - #12 Oklahoma 68 (H)

Defeated a Top-25 non-conference opponent on the road: 11-15-15 - #17/18 UK 68 - #15/15 Arizona State 64 (A)

Defeated a Top-25 opponent at a neutral site: 3-4-16 #13/13 UK 92 - #25/24 Florida 69 (N) - SEC Tournament Quarterfinals

Defeated a Top-10 SEC opponent at home: 2-23-17 - #22/rv UK 78 - #3/2 vs. Miss. State 75 (OT) (H)

Defeated a Top-25 SEC opponent at home: 2-23-17 - #22/rv UK 78 - #3/2 vs. Miss. State 75 (OT) (H)

Defeated a Top-25 opponent on the road: 2-18-16 - #16/16 UK 83 - #14/14 Mississippi State 60 (A)

Defeated a Top-25 SEC opponent on the road: 2-18-16 - #16/16 UK 83 - #14/14 Mississippi State 60 (A)

Defeated a Top-10 opponent on the road: 12-7-14 - UK 77 - #7/7 Louisville 68 (A)

Defeated a Top-10 SEC opponent on the road: 2-16-14 - UK 75 - #8/8 Tennessee 71 (A)

Was defeated by an unranked opp. (while ranked) at home: vs. Texas A&M (77-68), 1-8-17 (#24/rv)

Was defeated by an unranked opp. (while ranked) on the road: at Missouri (73-67), 1-30-17 (#25/nr)

Was defeated by an unranked opp. (while ranked) at a neutral site: vs. Illinois (77-71), 11-27-14 (#9/10)

* Denotes a school record

Head Coach Matthew Mitchell

UK's All-Time Winningest Coach

11th Season at Kentucky



- Became UK's all-time winningest coach on March 3, 2013 with 139 wins in just six seasons.
- Has 102 career SEC wins, which ranks 10th most in league history
- Two-time AP SEC Coach of the Year (2010 & 2012).
- Led UK to postseason event every season. (2 WNIT, 8 NCAA)
- School-record eight consecutive NCAA Tournament appearances.
- Three NCAA Elite Eight finishes. (2010, 2012 and 2013)
- Five Sweet 16 appearances. (2010, 2012, 2013, 2014, 2016)
- Led UK to its first SEC Regular Season Championship in 30 years during the 2011-12 season.
- Nine top-four finishes in the SEC in his 10 seasons.
- Four SEC Tournament title game appearances in the last six years. (2010, 2011, 2013, 2014)
- 132 consecutive appearances in the AP Top 25 poll from 2009-10 to 2016-17 (eighth longest streak in poll history.)
- School-record eight straight 20-win seasons.
- Compiled an impressive 150-29 (.837) mark at home (includes Rupp Arena), including a 130-15 (.896) over the last eight seasons.
- Led UK to a school-record 30 wins in 2012-13.
- Led UK to a school-record 13 SEC wins in 2011-12 and 2012-13.
- Sixteen NCAA Tournament wins.
- Forty-seven wins over ranked opponents, including 16 over top 10.
- Seven top-20 recruiting classes, including the nation's fifth-ranked class in 2009-10 and 2012-13 and 16th-ranked class in 2016-17.
- Has coached 18 All-Conference Performers, including two who were named SEC Player of the Year in Victoria Dunlap (twice) and A'dia Mathies (twice), two who were SEC Freshman of the Year winners in A'dia Mathies and Bria Goss, and two SEC (Co) 6th Women of the Year winners in Keyla Snowden and Jennifer O'Neill (2014 and 2015).

- A UK player won the AP SEC Player of the Year 4 straight years, the 1st SEC school to accomplish that feat.
- Under his leadership, 34 different players have been named to the SEC Academic Honor Roll, seven have been All-SEC Freshmen honorees, three were named All-Americans, including just the second State Farm/WBCA All-American in school history in Victoria Dunlap and one player (Chelsea Chowning) was named an Academic All-American, the first in school history.
- Five WNBA draft picks, including three in the first round - Dunlap was UK's first WNBA first round draft pick when she was chosen as the 11th overall pick in the 2011 WNBA Draft and A'dia Mathies was selected 10th overall by the Los Angeles Sparks in the 2013 draft. Last year, Evelyn Akhator became UK's highest ever pick when she went third overall to the Dallas Wings before Makayla Epps went 33rd overall to Chicago.

DIY YOU KNOW?

- Coach Mitchell and his three brothers (David, Mark, Stephen) are all Eagle Scouts.
- Named an honorary Rotarian in the Lexington chapter in 2011.
- Has three daughters, Lacy Lea Arant, Saylor Rose and Presley Blue ... Lacy is a 2012 graduate of Mississippi State ... Daughter, Saylor Rose, is named after former Wildcat, Victoria Essence Rose Dunlap.
- Became a grandfather in October 2017 as Lacy and her husband Stephen had their first son.
- Used to be the lead singer of a band called "Coach Mitchell and the B Team" and is now the lead singer of "Matthew Mitchell and the Go Big Blue Band" which played prior to the football team's season opener at The New CWS.
- Gave \$100,000 of his new seven-year contract (May, 2012) back to the University of Kentucky for academic purposes.
- In 2014, pledged \$1 million over the next 10 years to UK Athletics through the Mitchell Family Foundation.
- In 2016, Matthew and Jenna were presented the Community Service Award by the Urban League of Lexington.

Year	School	Pos.	Record	SEC	Postseason
17-18	Kentucky	Head Coach	6-1	0-0	n/a
16-17	Kentucky	Head Coach	22-11	11-5	NCAA Second Round/SEC Semifinals
15-16	Kentucky	Head Coach	25-8	10-6	NCAA Sweet 16/SEC Semifinals
14-15	Kentucky	Head Coach	24-10	10-6	NCAA Second Round/SEC Semifinals
13-14	Kentucky	Head Coach	26-9	10-6	NCAA Sweet 16/SEC Tournament Finals
12-13	Kentucky	Head Coach	30-6	13-3	NCAA Elite Eight/SEC Tournament Finals
11-12	Kentucky	Head Coach	28-7	13-3	NCAA Elite Eight/SEC Regular Season Champions
10-11	Kentucky	Head Coach	25-9	11-5	NCAA Second Round/SEC Tournament Finals
09-10	Kentucky	Head Coach	28-8	11-5	NCAA Elite Eight/SEC Tournament Finals
08-09	Kentucky	Head Coach	16-16	5-9	WNIT Second Round
07-08	Kentucky	Head Coach	17-16	8-6	WNIT Quarterfinals/SEC Tournament Semifinals
06-07	Morehead St.	Head Coach	14-16		Third-place OVC finish
05-06	Morehead St.	Head Coach	16-13		OVC Tournament Semifinals
04-05	Kentucky	Asst. Coach	18-16		WNIT final four
03-04	Kentucky	Asst. Coach	11-17		-
02-03	Florida	Asst. Coach	9-19		-
01-02	Florida	Asst. Coach	18-11		NCAA Tournament
2000-01	Florida	Asst. Coach	24-6		NCAA Tournament
1999-00	Tennessee	Grad. Asst.	33-4		NCAA Runner-up

MITCHELL VS. OPPONENTS

	UK	Overall
Alabama	11-2	11-2
Alabama A&M	2-0	2-0
Albany	1-0	1-0
Alcorn State	1-0	1-0
Appalachian State	1-0	1-0
Arizona State	1-1	1-1
Arkansas	11-1	11-1
Arkansas Pine-Bluff	2-0	2-0
Auburn	11-3	11-3
Austin Peay	-	4-1
Baylor	2-3	2-3
Belmont	2-0	2-0
Binghamton	-	1-0
Bradley	1-0	1-0
Boston	1-0	1-0
Butler	1-0	1-0
Centenary	-	1-0
Central Michigan	2-0	2-0
Chattanooga	1-0	1-0
Cincinnati	2-0	2-0
College of Charleston	-	1-0
Colorado	1-1	1-1
Connecticut	0-2	0-2
Dayton	1-1	1-1
Delaware	1-0	1-0
Delaware State	1-0	1-0
DePaul	2-0	2-0
Duke	2-4	2-4
East Tennessee State	1-1	1-1
Eastern Illinois	-	3-1
Eastern Kentucky	-	3-1
Eastern Michigan	1-0	1-1
Evansville	-	0-1
Florida	11-4	11-5
Florida Atlantic	1-0	1-0
Florida A&M	1-0	1-0
Furman	1-0	1-0
Gardner-Webb	1-0	1-0
Georgia	9-7	9-7
Georgia Southern	1-0	1-0
George Washington	1-1	1-1
Gonzaga	1-0	1-1
Grambling State	1-0	2-0
Green Bay	1-0	1-0
Hampton	1-0	1-0
High Point	1-0	1-0
Illinois	0-1	0-1
IUPUI	1-0	1-1
Jackson State	1-0	1-0
Jacksonville State	1-0	4-1
James Madison	1-0	1-0
Kentucky Christian	-	1-0
Liberty	1-0	1-0
Lipscomb	2-0	2-0
Long Island	1-0	1-0
LSU	8-8	8-8
Louisville	4-4	6-4
Marist	2-0	2-0
Marshall	1-0	1-2
Marquette	0-1	0-1
McNeese State	2-0	2-0
Miami (Fla.)	1-0	1-0
Miami Ohio	4-0	4-0
Michigan	0-2	0-2
Michigan State	1-0	1-0
Middle Tennessee	6-2	6-2
Minnesota	0-1	0-1
Mississippi State	12-1	12-2
Mississippi Valley State	2-0	2-0
Missouri	5-1	5-1
Montana	1-0	1-0
Morehead State	8-0	8-0
Murray State	1-0	2-3
Navy	1-0	1-0
Nebraska	1-0	1-0
Nebraska Omaha	1-0	1-0
New Hampshire	1-0	1-0
Northeastern	1-0	1-0
Northern Kentucky	2-0	2-0
North Carolina	0-1	0-1
North Carolina A&T	1-0	1-0
Notre Dame	1-1	1-1
Ohio State	0-1	0-1
Oklahoma	3-1	3-1
Ole Miss	8-3	8-3
Old Dominion	0-1	0-1
Pepperdine	1-0	1-0
Pikeville College	-	1-0
Radford	1-0	1-0
Rice	1-0	1-0
Sacramento State	1-0	1-0
Samford	2-0	3-3
Sam Houston State	1-0	1-0
South Alabama	1-0	1-0
South Carolina	10-13	10-13
South Carolina-Upstate	2-0	2-0
South Florida	1-0	1-0
Southeast Missouri	-	1-3
Southern Miss	2-0	2-0
Syracuse	1-0	1-0
Tennessee	5-13	5-13
Tennessee-Chattanooga	2-0	2-0
Tennessee-Martin	2-0	5-2
Tennessee State	3-0	3-0
Tennessee Tech	1-0	2-4
Texas	0-1	0-1
Texas A&M	4-3	4-3
UC Santa Barbara	3-0	3-0
UNC Asheville	1-0	1-0
Vanderbilt	12-4	12-4
Virginia Tech	-	0-1
Wagner	1-0	1-0
Washington	0-1	0-1
Washington State	2-0	2-0
Western Kentucky	0-2	0-3
William & Mary	1-0	1-0
Wisconsin	0-1	0-1
Wright State	1-0	1-0
Wofford	1-0	1-0
Xavier	0-2	0-3
Yale	1-0	1-0
Total	247-101	277-130

MISCELLANEOUS STATS

LEADING SCORER

Taylor Murray	2
Maci Morris	3
Alyssa Rice	2

LEADING REBOUNDER

Makenzie Cann	2
Dorie Harrison	2
Maci Morris	1
Taylor Murray	1
Alyssa Rice	1

LEADER IN ASSISTS

Dorie Harrison	1
Maci Morris	1
Taylor Murray	5
Kameron Roach	1
Jaida Roper	3

CHARGES DRAWN

Kentucky	6
Tatyana Wyatt	1
Alyssa Rice	2
Jaida Roper	1
Jessica Hardin	1
LaShae Halsel	1
Opponents	2

10-SEC. BACKCOURT VIOLATION FORCED

Kentucky	1
Opponent	0

5-SEC. OUT-OF-BOUNDS CALLS FORCED

Kentucky	1
Opponent	0

SHOT CLOCK VIOLATIONS FORCED

Kentucky	1
Opponent	4

20-POINT SCORING GAMES

Maci Morris	2
Taylor Murray	1

30-POINT SCORING GAMES

TBD	
-----	--

40-POINT SCORING GAMES

TBD	
-----	--

DOUBLE-FIGURE SCORING GAMES

Makenzie Cann	5
Taylor Murray	5
Maci Morris	7
Tatyana Wyatt	1
Dorie Harrison	1
Alyssa Rice	2
Jaida Roper	4
Amanda Paschal	1

DOUBLE-FIGURE REBOUND GAMES

Makenzie Cann	2
Maci Morris	1
Taylor Murray	1
Alyssa Rice	1

20-PLUS REBOUNDING GAMES

TBD	
-----	--

SEASON DOUBLE-DOUBLES

Makenzie Cann	2
Maci Morris	1
Taylor Murray	1
Alyssa Rice	1

TECHNICAL FOULS

Kentucky	0
Opponent	0

UK'S FIRST SUBSTITUTION

Jaida Roper	6
Amanda Paschal	1
Dorie Harrison	1

FIRST TO SCORE

Makenzie Cann	2
Dorie Harrison	1
Taylor Murray	1
Alyssa Rice	2
Maci Morris	1

JUMP BALLS CONTROLLED

Kentucky	2
Opponent	5

RUNS OF 10 OR BETTER

Kentucky	6
Opponent	3

LARGEST HALFTIME LEAD

vs. Gardner-Webb	19
vs. Morehead State	19

LARGEST HALFTIME LEAD (SEC)

TBD	
-----	--

LARGEST HALFTIME DEFICIT

at Baylor	16
-----------	----

LARGEST HALFTIME DEFICIT (SEC)

TBD	
-----	--

LARGEST UK LEAD

vs. Gardner-Webb	38
vs. Morehead State	38

LARGEST UK WIN

vs. Gardner-Webb	38
------------------	----

LARGEST UK WIN (SEC)

TBD	
-----	--

LARGEST UK DEFICIT

at Baylor	33
-----------	----

LARGEST UK DEFICIT (SEC)

TBD	
-----	--

LARGEST UK LOSS

at Baylor	27
-----------	----

LARGEST UK LOSS (SEC)

TBD	
-----	--

MOST CONSECUTIVE POINTS

vs. Marshall	20
--------------	----

MOST CONSECUTIVE POINTS (SEC)

TBD	
-----	--

SPECIALTY STATS

PP - Points in the paint; POT - Points off turnovers; 2nd - Second-chance points; FB - Fast break points; BP - Bench points

KENTUCKY/OPPONENT

Opponent	PP	POT	2nd	FB	BP
vs. Sacramento State	48/40	18/9	17/7	0/0	36/11
vs. Gardner-Webb	42/8	17/6	15/2	8/0	28/0
at Montana	26/20	18/10	9/12	6/0	14/22
at Washington State	26/36	17/10	17/13	14/4	12/25
vs. Morehead State	28/28	20/10	11/16	2/0	33/13
vs. Marshall	32/18	17/2	18/2	0/0	14/7
at Baylor	12/46	17/22	12/11	0/4	19/31
Total	214/196	124/69	99/63	28/8	156/109

CLUTCH FREE THROWS - INDIVIDUAL/SEASON TOTALS

(final three minutes of regulation and overtime in a six-point game)

Player	FT-FTA	Pct.
Makenzie Cann	4-4	1.000
Maci Morris	2-2	1.000
Alyssa Rice	1-2	.500
TOTAL	7-8	.875

MOST CONSECUTIVE OPP. POINTS

at Montana	11
at Baylor	11

MOST CONSECUTIVE OPP. PTS (SEC)

TBD	
-----	--

LARGEST LEAD IN 1ST HALF

vs. Morehead State	26
--------------------	----

LARGEST DEFICIT IN 1ST HALF

at Baylor	16
-----------	----

LARGEST LEAD IN 2ND HALF

vs. Gardner-Webb	38
vs. Morehead State	38

LARGEST DEFICIT IN 2ND HALF

at Baylor	33
-----------	----

LARGEST LEAD IN LOSS

at Baylor	4
-----------	---

LARGEST 1ST HALF DEFICIT IN WIN

at Washington State	11
---------------------	----

LARGEST 2ND HALF DEFICIT IN WIN

at Washington State	2
---------------------	---

LARGEST 1ST HALF DEFICIT IN SEC WIN

TBD	
-----	--

LARGEST 2ND HALF DEFICIT IN SEC WIN

TBD	
-----	--

LONGEST WINNING STREAK

Nov. 10-Nov. 26	6
-----------------	---

LONGEST SEC WINNING STREAK

TBD	
-----	--

LONGEST LOSING STREAK

Nov. 30-Pres	1
--------------	---

LARGEST MEMORIAL COL. CROWD

vs. Morehead State	4,710
--------------------	-------

LARGEST HOME CROWD

vs. Morehead State	4,710
--------------------	-------

LARGEST ROAD CROWD

at Baylor	5,356
-----------	-------

LARGEST NEUTRAL CROWD

TBD	
-----	--

KENTUCKY WBB 2017-18 PLAYER BIOS

0

LaShae HASEL • 6-0 • FORWARD • JUNIOR

BOWLING GREEN, KY. (WARREN CENTRAL HS)



2017-18 (Junior)

- Scored her first career points against Morehead State on Nov. 22, scoring two points with one rebound and one assist in three minutes of action.
- Recorded her first career assist vs. Gardner-Webb on Nov. 12.
- Saw three minutes of action in the season opener vs. Sacramento State, grabbing one defensive board.
- Physical post/wing that has worked hard to improve her game since walking on to the program in the fall of 2016.
- Saw action in seven games last season, recording four rebounds and one block in 12 minutes.

2017-18 Season Highs

POINTS:	2, twice, last vs. Marshall, 11/26/17
FGM:	1, twice, last vs. Marshall, 11/26/17
FGA:	1, twice, last vs. Marshall, 11/26/17
FTM:	-
FTA:	-
3FGM:	-
3FGA:	-
O-REBOUNDS:	-
D-REBOUNDS:	1, twice, last vs. Morehead State, 11/22/17
TOTAL REBOUNDS:	1, 2x, last vs. Morehead State, 11/22/17
ASSISTS:	1, twice, last vs. Morehead State, 11/22/17
BLOCKS:	-
STEALS:	-
MINUTES:	3, 3x, last vs. Marshall, 11/26/17

Career Highs

POINTS:	2, twice, last vs. Marshall, 11/26/17
FGM:	1, twice, last vs. Marshall, 11/26/17
FGA:	2 vs. Radford, 12/18/16
FTM:	-
FTA:	-
3FGM:	-
3FGA:	-
O-REBOUNDS:	2 vs. Radford, 12/18/16
D-REBOUNDS:	1, 4x, last vs. Morehead State, 11/22/17
TOTAL REBOUNDS:	3 vs. Radford, 12/18/16
ASSISTS:	1, twice, last vs. Morehead State, 11/22/17
BLOCKS:	1 vs. Radford, 12/18/16
STEALS:	-
MINUTES:	3, 4x, last vs. Marshall, 11/26/17

HASEL'S 2017-18 Game-by-Game Statistics

Opponent	Min	FG-A	3PT-A	FT-A	O-D-T	PF	A	TO	BS	ST	PTS
vs. Sacramento St.	3	0-0	0-0	0-0	0-1-1	0	0	0	0	0	0
vs. Gardner-Webb	2	0-0	0-0	0-0	0-0-0	0	1	0	0	0	0
at Montana					DNP - Coach's Decision						
at Washington St.					DNP - Coach's Decision						
vs. Morehead St.	3	1-1	0-0	0-0	0-1-1	0	1	1	0	0	2
vs. Marshall	3	1-1	0-0	0-0	0-0-0	0	0	1	0	0	2
at Baylor					DNP - Coach's Decision						
vs. Tennessee Tech											
vs. Evansville											
at FGCU											
at Miami (Fla.)											
vs. Louisville											
vs. California											
at Middle Tennessee											
vs. Tennessee											
at TAMU											
vs. Georgia											
at Florida											
at Vanderbilt											
vs. South Carolina											
vs. Alabama											
at Arkansas											
vs. Auburn											
vs. LSU											
at Missouri											
at Mississippi St.											
vs. Arkansas											
at South Carolina											
at Ole Miss											
vs. Mississippi St.											

* Started game

Extras

	17-18	Career
Scored 10+ Points	-	-
Scored 15+ Points	-	-
Scored 20+ Points	-	-
Made 3+ 3FG	-	-
Double-figure Rebounds	-	-
Double-doubles	-	-
3+ Assists	-	-
2+ Steals	-	-
Led UK in Scoring	-	-
Led UK in Rebounds	-	-
Led UK in Assists	-	-
Led UK in Steals	-	-
Led UK in Blocks	-	-

LaShae HASEL'S Career Stats

Year	GP-GS	MIN	FG-FGA	PCT	3FG-FGA	PCT	FT-FTA	PCT	OFF-DEF	TOT-AVG	PF-FO	A	TO	BLK	ST	PTS-AVG
2016-17	7-0	12-1.7	0-3	.000	0-0	.000	0-0	.000	2-2	4-0.6	1-0	0	0	1	0	0-0.0
2017-18	4-0	11-2.8	2-2	1.000	0-0	.000	0-0	.000	0-2	2-0.5	0-0	2	2	0	0	4-1.0
TOTAL	11-0	23-2.1	2-5	.400	0-0	.000	0-0	.000	2-4	6-0.5	1-0	2	2	1	0	4-0.4

KENTUCKY WBB 2017-18 PLAYER BIOS

2

PAIGE POFFENBERGER • 5-8 • GUARD • SOPHOMORE

MORGANTOWN, W.VA. (MORGANTOWN HS)



2017-18 (Sophomore)

- Scored her first basket of the season against Marshall, adding one rebound and one steal.
- Sat out Kentucky's first two games due to concussion protocol.
- Joined the team as a walk-on in the fall of 2016, and was given more and more playing time due to her strong effort and hustle on the defensive end.
- Hard-nosed player who prides herself in her defensive intensity.
- Played in 21 games during her freshman campaign, averaging 5.9 minutes per game.
- Scored 19 total points on the 2016-17 season with 15 rebounds and six steals.

2017-18 Season Highs

POINTS:	2 vs. Marshall, 11/26/17
FGM:	1 vs. Marshall, 11/26/17
FGA:	2 at Montana, 11/16/17
FTM:	-
FTA:	-
3FGM:	-
3FGA:	1 at Montana, 11/16/17
O-REBOUNDS:	-
D-REBOUNDS:	-
TOTAL REBOUNDS:	1 vs. Marshall, 11/26/17
ASSISTS:	1 at Montana, 11/16/17
BLOCKS:	-
STEALS:	1 vs. Marshall, 11/26/17
MINUTES:	5 vs. Morehead State, 11/22/17

Career Highs

POINTS:	5 vs. TAMU, 01/08/17
FGM:	2 vs. TAMU, 01/08/17
FGA:	5 vs. New Hampshire, 11/17/16
FTM:	2 vs. Florida, 02/19/17
FTA:	2, twice, last vs. Florida, 02/19/17
3FGM:	1, twice, last vs. TAMU, 01/08/17
3FGA:	2 vs. Missouri, 01/05/17
O-REBOUNDS:	1, twice, last vs. New Hampshire, 11/17/16
D-REBOUNDS:	4 at Alabama, 01/12/17
TOTAL REBOUNDS:	4 at Alabama, 01/12/17
ASSISTS:	1, twice, last at Montana, 11/16/17
BLOCKS:	-
STEALS:	3 vs. Vanderbilt, 02/05/17
MINUTES:	18 vs. Ole Miss, 01/26/17

Poffenberger's 2017-18 Game-by-Game Statistics

Opponent	Min	FG-A	3PT-A	FT-A	O-D-T	PF	A	TO	BS	ST	PTS
vs. Sacramento St.					DNP - Concussion						
vs. Gardner-Webb					DNP - Concussion						
at Montana	4	0-2	0-1	0-0	0-0-0	1	1	0	0	0	0
at Washington St.					DNP - Coach's Decision						
vs. Morehead St.	5	0-0	0-0	0-0	0-0-0	1	0	0	0	0	0
vs. Marshall	4	1-1	0-0	0-0	0-1-1	0	0	0	0	1	2
at Baylor					DNP - Coach's Decision						
vs. Tennessee Tech											
vs. Evansville											
at FGCU											
at Miami (Fla.)											
vs. Louisville											
vs. California											
at Middle Tennessee											
vs. Tennessee											
at TAMU											
vs. Georgia											
at Florida											
at Vanderbilt											
vs. South Carolina											
vs. Alabama											
at Arkansas											
vs. Auburn											
vs. LSU											
at Missouri											
at Mississippi St.											
vs. Arkansas											
at South Carolina											
at Ole Miss											
vs. Mississippi St.											

* Started game

Extras

	17-18	Career
Scored 10+ Points	-	-
Scored 15+ Points	-	-
Scored 20+ Points	-	-
Made 3+ 3FG	-	-
Double-figure Rebounds	-	-
Double-doubles	-	-
3+ Assists	-	-
2+ Steals	-	1
Led UK in Scoring	-	-
Led UK in Rebounds	-	-
Led UK in Assists	-	-
Led UK in Steals	-	-
Led UK in Blocks	-	-

Paige Poffenberger's Career Stats

Year	GP-GS	MIN	FG-FGA	PCT	3FG-FGA	PCT	FT-FTA	PCT	OFF-DEF	TOT-AVG	PF-FO	A	TO	BLK	ST	PTS-AVG
2016-17	21-0	123-5.9	7-19	.368	2-6	.333	3-4	.750	2-13	15-0.7	11-0	1	9	0	6	19-0.9
2017-18	3-0	13-4.3	1-3	.333	0-1	.000	0-0	.000	0-1	1-0.3	2-0	1	0	0	1	2-0.7
TOTAL	24-0	136-5.7	8-22	.364	2-7	.286	3-4	.750	2-14	16-0.7	13-0	2	9	0	7	21-0.9

KENTUCKY WBB 2017-18 PLAYER BIOS

3

KeKe McKinney • 6-1 • FORWARD • FRESHMAN

KNOXVILLE, TENN. (FULTON HS)



2017-18 (Freshman)

- Made her first career start at No. 9/9 Baylor.
- Played a season-high 23 minutes against Marshall, providing seven points and five rebounds.
- Against Morehead State on Nov. 22, added a team/career high three blocks.
- Had a balanced effort vs. Gardner-Webb on Nov. 12, adding seven points and seven boards in 18 minutes of action.
- Led the Wildcats with five offensive boards vs. GWU.
- Played 12 minutes in her Kentucky debut, adding three points, two rebounds and two steals.
- A four-star prospect by ESPN.com, which tabbed her the 88th overall player in the 2017 class, including the 17th best wing

- An impressive wing that led Fulton High School to a state tournament berth and 27 wins her senior season, averaging a double-double with over 16 points and 11 rebounds per game.
- All-around athlete that can play multiple positions and really defend the post or the perimeter.

McKinney's 2017-18 Game-by-Game Statistics

Opponent	Min	FG-A	3PT-A	FT-A	O-D-T	PF	A	TO	BS	ST	PTS
vs. Sacramento St.	12	1-5	0-3	1-2	1-1-2	1	0	1	0	2	3
vs. Gardner-Webb	18	3-9	1-3	0-0	5-2-7	1	0	1	0	0	7
at Montana	15	0-2	0-1	0-0	0-2-2	4	1	0	0	1	0
at Washington St.	12	0-1	0-1	0-0	0-0-0	1	0	0	0	0	0
vs. Morehead St.	20	2-5	0-1	1-2	3-3-6	3	0	2	3	1	5
vs. Marshall	23	2-6	1-1	2-4	2-3-5	2	1	2	1	1	7
at Baylor	15*	0-2	0-1	0-0	0-1-1	2	1	0	0	0	0
vs. Tennessee Tech											
vs. Evansville											
at FGCU											
at Miami (Fla.)											
vs. Louisville											
vs. California											
at Middle Tennessee											
vs. Tennessee											
at TAMU											
vs Georgia											
at Florida											
at Vanderbilt											
vs. South Carolina											
vs. Alabama											
at Arkansas											
vs. Auburn											
vs. LSU											
at Missouri											
at Mississippi St.											
vs. Arkansas											
at South Carolina											
at Ole Miss											
vs. Mississippi St.											

* Started game

2017-18 Season Highs

POINTS:	7, twice, last vs. Marshall, 11/26/17
FGM:	3 vs. Gardner-Webb, 11/12/17
FGA:	9 vs. Gardner-Webb, 11/12/17
FTM:	2 vs. Marshall, 11/26/17
FTA:	4 vs. Marshall, 11/26/17
3FGM:	1, twice, last vs. Marshall, 11/26/17
3FGA:	3, twice, last vs. Gardner-Webb, 11/12/17
O-REBOUNDS:	5 vs. Gardner-Webb, 11/12/17
D-REBOUNDS:	3 vs. Morehead State, 11/22/17
TOTAL REBOUNDS:	7 vs. Gardner-Webb, 11/12/17
ASSISTS:	1, 3x, last at Baylor, 11/30/17
BLOCKS:	3 vs. Morehead State, 11/22/17
STEALS:	2 vs. Sacramento St., 11/10/17
MINUTES:	23 vs. Marshall, 11/26/17

Career Highs

POINTS:	7, twice, last vs. Marshall, 11/26/17
FGM:	3 vs. Gardner-Webb, 11/12/17
FGA:	9 vs. Gardner-Webb, 11/12/17
FTM:	2 vs. Marshall, 11/26/17
FTA:	4 vs. Marshall, 11/26/17
3FGM:	1, twice, last vs. Marshall, 11/26/17
3FGA:	3, twice, last vs. Gardner-Webb, 11/12/17
O-REBOUNDS:	5 vs. Gardner-Webb, 11/12/17
D-REBOUNDS:	3 vs. Morehead State, 11/22/17
TOTAL REBOUNDS:	7 vs. Gardner-Webb, 11/12/17
ASSISTS:	1, 3x, last at Baylor, 11/30/17
BLOCKS:	3 vs. Morehead State, 11/22/17
STEALS:	2 vs. Sacramento St., 11/10/17
MINUTES:	23 vs. Marshall, 11/26/17

Extras

	17-18	Career
Scored 10+ Points	-	-
Scored 15+ Points	-	-
Scored 20+ Points	-	-
Made 3+ 3FG	-	-
Double-figure Rebounds	-	-
Double-doubles	-	-
3+ Assists	-	-
2+ Steals	1	1
Led UK in Scoring	-	-
Led UK in Rebounds	-	-
Led UK in Assists	-	-
Led UK in Steals	1	1
Led UK in Blocks	1	1

KeKe McKinney's Career Stats

Year	GP-GS	MIN	FG-FGA	PCT	3FG-FGA	PCT	FT-FTA	PCT	OFF-DEF	TOT-AVG	PF-FO	A	TO	BLK	ST	PTS-AVG
2017-18	7-1	114-16.3	8-30	.267	2-11	.182	4-8	.500	11-12	23-3.3	14-0	3	6	4	5	22-3.1
TOTAL	7-1	114-16.3	8-30	.267	2-11	.182	4-8	.500	11-12	23-3.3	14-0	3	6	4	5	22-3.1

KENTUCKY WBB 2017-18 PLAYER BIOS

4

MACI MORRIS • 6-0 • GUARD • JUNIOR

PINEVILLE, KY. (BELL COUNTY HS)



2017-18 (Junior)

- Posted her second 20+ point game of the season against No. 9/9 Baylor, scoring a season-high 22 points to go along with five rebounds.
- Went 5-of-8 from the 3-point line against Baylor, tying a career-high with five 3s made.
- The only player on the team to record double-digit scoring in every game this season, Morris leads UK with 16.3 points per game.
- Has made multiple 3-pointers in six of seven games played, and leads the team in 3s made this season with 21.
- Also leads the team in 3-point shooting percentage at 52.5 percent.
- Ranks No. 7 on Kentucky's list of all-time three pointers made with 123.
- Posted 20 points in the win at Washington State for her second career 20+ performance.

- Had a then season-high 16 points at Montana on Nov. 16.
- Recorded her first career double-double vs. Gardner-Webb on Nov. 12, adding 10 points and a career-high 10 boards.

2017-18 Season Highs

POINTS:	22 at Baylor, 11/30/17
FGM:	7, 3x, last at Baylor, 11/30/17
FGA:	17 at Baylor, 11/30/17
FTM:	3, twice, last at Baylor, 11/30/17
FTA:	6 at Baylor, 11/30/17
3FGM:	5, twice, last at Baylor, 11/30/17
3FGA:	8 at Baylor, 11/30/17
O-REBOUNDS:	2 at Washington State, 11/19/17
D-REBOUNDS:	9 vs. Gardner-Webb, 11/12/17
TOTAL REBOUNDS:	10 vs. Gardner-Webb, 11/12/17
ASSISTS:	4 vs. Gardner-Webb, 11/12/17
BLOCKS:	3 vs. Gardner-Webb, 11/12/17
STEALS:	3 vs. Morehead State, 11/22/17
MINUTES:	35 at Baylor, 11/30/17

Career Highs

POINTS:	29 vs. Arizona St., 12/11/16
FGM:	9 vs. Arizona St., 12/11/16
FGA:	21 at Tennessee, 01/01/17
FTM:	9 vs. Arizona St., 12/11/16
FTA:	9 vs. Arizona St., 12/11/16
3FGM:	5, 4x, last at Baylor, 11/30/17
3FGA:	10 at Auburn, 01/22/17
O-REBOUNDS:	3 vs. Morehead State, 11/23/16
D-REBOUNDS:	9, twice, last vs. Gardner-Webb, 11/12/17
TOTAL REBOUNDS:	10 vs. Gardner-Webb, 11/12/17
ASSISTS:	4, 3x, last vs. Gardner-Webb, 11/12/17
BLOCKS:	3 vs. Gardner-Webb, 11/12/17
STEALS:	3 vs. Morehead State, 11/22/17
MINUTES:	42 at Louisville, 12/04/16

Morris' 2017-18 Game-by-Game Statistics

Opponent	Min	FG-A	3PT-A	FT-A	O-D-T	PF	A	TO	BS	ST	PTS
vs. Sacramento St.	16*	4-8	2-3	2-2	1-3-4	3	2	1	0	1	12
vs. Gardner-Webb at Montana	32*	4-13	0-5	2-2	1-9-10	2	4	2	3	1	10
at Washington St.	32*	7-16	3-6	3-4	2-4-6	2	1	4	0	1	20
vs. Morehead St.	23*	7-8	5-6	0-0	0-2-2	2	3	2	0	3	19
vs. Marshall at Baylor	28*	6-13	3-6	0-0	1-2-3	2	2	0	0	2	15
vs. Tennessee Tech	35*	7-17	5-8	3-6	0-5-5	2	0	3	0	0	22
vs. Evansville at FGCU											
at Miami (Fla.)											
vs. Louisville											
vs. California at Middle Tennessee											
vs. Tennessee at TAMU											
vs Georgia at Florida											
at Vanderbilt											
vs. South Carolina											
vs. Alabama at Arkansas											
vs. Auburn											
vs. LSU at Missouri											
at Mississippi St.											
vs. Arkansas at South Carolina											
at Ole Miss											
vs. Mississippi St.											

* Started game

Extras

	17-18	Career
Scored 10+ Points	7	45
Scored 15+ Points	5	16
Scored 20+ Points	2	3
Made 3+ 3FG	5	17
Double-figure Rebounds	1	1
Double-doubles	1	1
3+ Assists	2	13
2+ Steals	2	9
Led UK in Scoring	3	8
Led UK in Rebounds	1	3
Led UK in Assists	1	5
Led UK in Blocks	2	13

Maci Morris' Career Stats


Year	GP-GS	MIN	FG-FGA	PCT	3FG-FGA	PCT	FT-FTA	PCT	OFF-DEF	TOT-AVG	PF-FO	A	TO	BLK	ST	PTS-AVG
2015-16	33-33	820-24.8	101-254	.398	49-125	.392	30-35	.857	8-77	85-2.6	78-4	31	54	7	19	281-8.5
2016-17	33-33	1078-32.7	132-383	.345	53-164	.323	74-84	.881	13-78	91-2.8	90-2	52	83	20	20	391-11.8
2017-18	7-7	197-28.1	40-83	.482	21-40	.525	13-17	.765	5-27	32-4.6	17-0	14	14	4	8	114-16.3
TOTAL	73-73	2095-28.7	273-720	.379	123-329	.374	117-136	.860	26-182	208-2.8	185-6	97	151	31	47	786-10.8

KENTUCKY WBB 2017-18 PLAYER BIOS

12

AMANDA PASCHAL • 5-7 • GUARD • JUNIOR

BROOKLYN, N.Y. (GULF COAST STATE COLLEGE/CHIPLEY HS)



2017-18 (Junior)

- Matched a season-high three assists against No. 9/9 Baylor.
- Played a season-high 20 minutes against Morehead State, going 5-of-8 from the floor to score in double-digits for the first time with 11 points.
- Provided important minutes on both ends of the court against Washington State, posting a career-high eight points with a career-best three assists and three rebounds.
- Had four points, five rebounds and two dimes vs. GWU on Nov. 12.
- Added five points in 17 minutes of action in her Kentucky debut vs. Sacramento State.
- Experienced player that won a junior college national championship.
- Missed her second year of junior college with an injury, but came into summer workouts motivated and was able to participate in summer workouts.

2017-18 Season Highs

POINTS:	11 vs. Morehead State, 11/22/17
FGM:	5 vs. Morehead State, 11/22/17
FGA:	8 vs. Morehead State, 11/22/17
FTM:	3 vs. Sacramento St., 11/10/17
FTA:	4 vs. Sacramento St., 11/10/17
3FGM:	-
3FGA:	1, 3x, last vs. Morehead State, 11/22/17
O-REBOUNDS:	4 vs. Marshall, 11/26/17
D-REBOUNDS:	4 vs. Gardner-Webb, 11/12/17
TOTAL REBOUNDS:	5, twice, last vs. Marshall, 11/26/17
ASSISTS:	3, twice, last at Baylor, 11/30/17
BLOCKS:	-
STEALS:	-
MINUTES:	20 vs. Morehead State, 11/22/17

Career Highs

POINTS:	11 vs. Morehead State, 11/22/17
FGM:	5 vs. Morehead State, 11/22/17
FGA:	8 vs. Morehead State, 11/22/17
FTM:	3 vs. Sacramento St., 11/10/17
FTA:	4 vs. Sacramento St., 11/10/17
3FGM:	-
3FGA:	1, 3x, last vs. Morehead State, 11/22/17
O-REBOUNDS:	4 vs. Marshall, 11/26/17
D-REBOUNDS:	4 vs. Gardner-Webb, 11/12/17
TOTAL REBOUNDS:	5, twice, last vs. Marshall, 11/26/17
ASSISTS:	3, twice, last at Baylor, 11/30/17
BLOCKS:	-
STEALS:	-
MINUTES:	20 vs. Morehead State, 11/22/17

Paschal's 2017-18 Game-by-Game Statistics

Opponent	Min	FG-A	3PT-A	FT-A	O-D-T	PF	A	TO	BS	ST	PTS
vs. Sacramento St.	17	1-2	0-1	3-4	0-0-0	0	2	0	0	0	5
vs. Gardner-Webb	15	2-4	0-1	0-0	1-4-5	1	2	0	0	0	4
at Montana	8	0-2	0-1	0-0	0-1-1	1	1	1	0	0	0
at Washington St.	15	4-7	0-1	0-0	2-1-3	0	3	1	0	0	8
vs. Morehead St.	20	5-8	0-1	1-3	1-1-2	0	2	0	0	0	11
vs. Marshall	11	0-4	0-0	2-2	4-1-5	0	0	1	0	0	2
at Baylor	17	0-2	0-0	0-2	2-1-3	1	3	0	0	0	0
vs. Tennessee Tech											
vs. Evansville											
at FGCU											
at Miami (Fla.)											
vs. Louisville											
vs. California											
at Middle Tennessee											
vs. Tennessee											
at TAMU											
vs Georgia											
at Florida											
at Vanderbilt											
vs. South Carolina											
vs. Alabama											
at Arkansas											
vs. Auburn											
vs. LSU											
at Missouri											
at Mississippi St.											
vs. Arkansas											
at South Carolina											
at Ole Miss											
vs. Mississippi St.											

* Started game

Extras

	17-18	Career
Scored 10+ Points	1	1
Scored 15+ Points	-	-
Scored 20+ Points	-	-
Double-figure Rebounds	-	-
Double-doubles	-	-
3+ Assists	2	2
2+ Steals	-	-
Led UK in Scoring	-	-
Led UK in Rebounds	-	-
Led UK in Assists	-	-
Led UK in Steals	-	-
Led UK in Blocks	-	-

Amanda Paschal's Career Stats

Year	GP-GS	MIN	FG-FGA	PCT	3FG-FGA	PCT	FT-FTA	PCT	OFF-DEF	TOT-AVG	PF-FO	A	TO	BLK	ST	PTS-AVG
2017-18	7-0	103-14.7	12-29	.414	0-5	.000	6-11	.545	10-9	19-2.7	3-0	13	3	0	0	30-4.3
TOTAL	7-0	103-14.7	12-29	.414	0-5	.000	6-11	.545	10-9	19-2.7	3-0	13	3	0	0	30-4.3

KENTUCKY WBB 2017-18 PLAYER BIOS

14

TATYANA WYATT • 6-2 • FORWARD • FRESHMAN

COLUMBUS, GA. (COLUMBUS HS)



2017-18 (Freshman)

- Sat out five games due to concussion protocol, and made her return to the court vs. No. 9 Baylor.
- Made one 3-pointer and grabbed a season-high four rebounds at Baylor.
- Added 13 points in just 15 minutes of play in her collegiate debut vs. Sacramento State, going 5-of-6 from the floor, and 2-of-3 from the charity stripe in the contest.
- Was the highest-scoring newcomer in Kentucky's season opener.

2017-18 Season Highs

POINTS:	13 vs. Sacramento St., 11/10/17
FGM:	5 vs. Sacramento St., 11/10/17
FGA:	7 at Baylor, 11/30/17
FTM:	2 vs. Sacramento St., 11/10/17
FTA:	3 vs. Sacramento St., 11/10/17
3FGM:	1, twice, last at Baylor, 11/30/17
3FGA:	3 at Baylor, 11/30/17
O-REBOUNDS:	3 at Baylor, 11/30/17
D-REBOUNDS:	2 vs. Sacramento St., 11/10/17
TOTAL REBOUNDS:	4 at Baylor, 11/30/17
ASSISTS:	-
BLOCKS:	-
STEALS:	1 vs. Sacramento St., 11/10/17
MINUTES:	15 vs. Sacramento St., 11/10/17

Career Highs

POINTS:	13 vs. Sacramento St., 11/10/17
FGM:	5 vs. Sacramento St., 11/10/17
FGA:	7 at Baylor, 11/30/17
FTM:	2 vs. Sacramento St., 11/10/17
FTA:	3 vs. Sacramento St., 11/10/17
3FGM:	1, twice, last at Baylor, 11/30/17
3FGA:	3 at Baylor, 11/30/17
O-REBOUNDS:	3 at Baylor, 11/30/17
D-REBOUNDS:	2 vs. Sacramento St., 11/10/17
TOTAL REBOUNDS:	4 at Baylor, 11/30/17
ASSISTS:	-
BLOCKS:	-
STEALS:	1 vs. Sacramento St., 11/10/17
MINUTES:	15 vs. Sacramento St., 11/10/17

Wyatt's 2017-18 Game-by-Game Statistics

Opponent	Min	FG-A	3PT-A	FT-A	O-D-T	PF	A	TO	BS	ST	PTS
vs. Sacramento St.	15	5-6	1-2	2-3	0-2-2	2	0	1	0	1	13
vs. Gardner-Webb					DNP - Concussion						
at Montana					DNP - Concussion						
at Washington St.					DNP - Concussion						
vs. Morehead St.					DNP - Concussion						
vs. Marshall					DNP - Concussion						
at Baylor	13	1-7	1-3	0-2	3-1-4	4	0	2	0	0	3
vs. Tennessee Tech											
vs. Evansville											
at FGCU											
at Miami (Fla.)											
vs. Louisville											
vs. California											
at Middle Tennessee											
vs. Tennessee											
at TAMU											
vs Georgia											
at Florida											
at Vanderbilt											
vs. South Carolina											
vs. Alabama											
at Arkansas											
vs. Auburn											
vs. LSU											
at Missouri											
at Mississippi St.											
vs. Arkansas											
at South Carolina											
at Ole Miss											
vs. Mississippi St.											

* Started game

Extras

	17-18	Career
Scored 10+ Points	1	1
Scored 15+ Points	-	-
Scored 20+ Points	-	-
Made 3+ 3FG	-	-
Double-figure Rebounds	-	-
Double-doubles	-	-
3+ Assists	-	-
2+ Steals	-	-
Led UK in Scoring	-	-
Led UK in Rebounds	-	-
Led UK in Assists	-	-
Led UK in Steals	-	-
Led UK in Blocks	-	-

Tatyana Wyatt's Career Stats

Year	GP-GS	MIN	FG-FGA	PCT	3FG-FGA	PCT	FT-FTA	PCT	OFF-DEF	TOT-AVG	PF-FO	A	TO	BLK	ST	PTS-AVG
2017-18	2-0	28-14.0	6-13	.462	2-5	.400	2-5	.400	3-3	6-3.0	6-0	0	3	0	1	16-8.0
TOTAL	2-0	28-14.0	6-13	.462	2-5	.400	2-5	.400	3-3	6-3.0	6-0	0	3	0	1	16-8.0

KENTUCKY WBB 2017-18 PLAYER BIOS

15

JESSICA HARDIN • 5-8 • GUARD • R-SENIOR

MONTICELLO, KY. (BELLARMINE/WAYNE COUNTY HS)



2017-18 (Redshirt-Senior)

- Scored three points vs. Morehead State on 1-of-2 3-point shooting.
- Added one 3-pointer and one assist in the win over GWU.
- Played five minutes with one assist in UK's 2017-18 season opener.
- Former Kentucky high school standout that played at Bellarmine her freshman season before transferring to UK to focus on academics.
- Walked on the team during the summer of 2016 and impressed the coaches with her work ethic and skill and was awarded a scholarship at the end of summer workouts.
- Played in 16 games with 12.3 minutes per game in 2016-17, missing significant time after non-conference play due to a concussion.
- Led the Wildcats in 3-point percentage last season, going 12-of-33 from long range.

2017-18 Season Highs

POINTS:	3	, twice, last vs. Morehead State, 11/22/17
FGM:	1	, twice, last vs. Morehead State, 11/22/17
FGA:	3	vs. Morehead State, 11/22/17
FTM:	-	
FTA:	-	
3FGM:	1	, twice, last vs. Morehead State, 11/22/17
3FGA:	2	, 3x, last vs. Morehead State, 11/22/17
O-REBOUNDS:	-	
D-REBOUNDS:	1	, twice, last vs. Morehead State, 11/22/17
TOTAL REBOUNDS:	1	, 2x, last vs. Morehead State, 11/22/17
ASSISTS:	1	, 3x, last vs. Marshall, 11/26/17
BLOCKS:	-	
STEALS:	-	
MINUTES:	8	at Montana, 11/16/17

Career Highs

POINTS:	19	vs. Quincy, 02/06/14
FGM:	7	vs. Quincy, 02/06/14
FGA:	14	, 3x, last vs. Maryville, 03/02/14
FTM:	6	vs. North Alabama, 11/17/13
FTA:	7	vs. Truman State, 02/08/14
3FGM:	5	, 3x, last vs. Quincy, 02/06/14
3FGA:	11	at Maryville, 03/02/14
O-REBOUNDS:	5	vs. William Jewell, 01/03/14
D-REBOUNDS:	5	vs. Missouri-St. Louis, 02/13/14
TOTAL REBOUNDS:	7	, 2x, last vs. Missouri-St. Louis, 02/13/14
ASSISTS:	3	vs. Indianapolis, 02/22/14
BLOCKS:	1	, 4x, last vs. Missouri-St. Louis, 02/13/14
STEALS:	3	vs. Kentucky State, 11/24/13
MINUTES:	29	vs. Southern Indiana, 01/20/14

Hardin's 2017-18 Game-by-Game Statistics

Opponent	Min	FG-A	3PT-A	FT-A	O-D-T	PF	A	TO	BS	ST	PTS
vs. Sacramento St.	5	0-0	0-0	0-0	0-0-0	0	1	1	0	0	0
vs. Gardner-Webb	7	1-2	1-2	0-0	0-1-1	1	1	0	0	0	3
at Montana	8	0-2	0-1	0-0	0-0-0	0	0	0	0	0	0
at Washington St.	3	0-2	0-2	0-0	0-0-0	1	0	0	0	1	0
vs. Morehead St.	6	1-3	1-2	0-0	0-1-1	1	0	0	0	0	3
vs. Marshall	7	0-1	0-1	0-0	0-0-0	0	1	0	0	0	0
at Baylor											
vs. Tennessee Tech											
vs. Evansville											
at FGCU											
at Miami (Fla.)											
vs. Louisville											
vs. California											
at Middle Tennessee											
vs. Tennessee											
at TAMU											
vs Georgia											
at Florida											
at Vanderbilt											
vs. South Carolina											
vs. Alabama											
at Arkansas											
vs. Auburn											
vs. LSU											
at Missouri											
at Mississippi St.											
vs. Arkansas											
at South Carolina											
at Ole Miss											
vs. Mississippi St.											

* Started game

Extras

	17-18	Career
Scored 10+ Points	-	12
Scored 15+ Points	-	4
Scored 20+ Points	-	-
Made 3+ 3FG	-	10
Double-figure Rebounds	-	-
Double-doubles	-	-
3+ Assists	-	1
2+ Steals	-	4
Led UK in Scoring	-	-
Led UK in Rebounds	-	-
Led UK in Assists	-	-
Led UK in Steals	-	1
Led UK in Blocks	-	1

Jessica Hardin's Career Stats

Year	GP-GS	MIN	FG-FGA	PCT	3FG-FGA	PCT	FT-FTA	PCT	OFF-DEF	TOT-AVG	PF-FO	A	TO	BLK	ST	PTS-AVG
2013-14*	26-16	535-20.5	80-217	.369	52-140	.371	37-54	.685	28-45	73-2.8	74-2	23	33	4	20	249-9.6
2016-17	16-0	196-12.3	15-52	.288	12-33	.364	7-9	.778	7-14	21-1.3	19-0	5	2	1	2	49-3.1
2017-18	6-0	36-6.0	2-10	.200	2-8	.250	0-0	.000	0-2	2-0.3	3-0	3	1	0	1	6-1.0
TOTAL	48-16	767-16.0	97-279	.348	66-181	.365	44-63	.698	35-61	96-2.0	96-2	31	36	5	23	304-6.3

* at Bellarmine

KENTUCKY WBB 2017-18 PLAYER BIOS

20

DORIE HARRISON • 6-3 • CENTER • FRESHMAN

NASHVILLE, TENN. (HILLSBORO HS)



2017-18 (Freshman)

- Was Kentucky's leading rebounder at No. 9 Baylor, grabbing seven boards.
- Had five points and three boards in just 12 minutes of play vs. Morehead State.
- Had five points with five rebounds vs. GWU on Nov. 12.
- Earned the starting spot in her regular season debut for Kentucky.
- Was just one rebound shy of a double-double vs. Sacramento State, posting 10 points and nine boards in her freshman debut.
- Scored all 10 of her points vs. Sacramento State in the second half.

2017-18 Season Highs

POINTS:	10 vs. Sacramento St., 11/10/17
FGM:	4, twice, last at Montana, 11/16/17
FGA:	12 vs. Gardner-Webb, 11/12/17
FTM:	2, twice, last at Baylor, 11/30/17
FTA:	5 vs. Sacramento St., 11/10/17
3FGM:	-
3FGA:	-
O-REBOUNDS:	4 vs. Gardner-Webb, 11/12/17
D-REBOUNDS:	7 vs. Sacramento St., 11/10/17
TOTAL REBOUNDS:	9 vs. Sacramento St., 11/10/17
ASSISTS:	3 vs. Sacramento St., 11/10/17
BLOCKS:	1, 3x, last at Baylor, 11/30/17
STEALS:	1, twice, last vs. Marshall, 11/26/17
MINUTES:	26 at Montana, 11/16/17

Career Highs

POINTS:	10 vs. Sacramento St., 11/10/17
FGM:	4, twice, last at Montana, 11/16/17
FGA:	12 vs. Gardner-Webb, 11/12/17
FTM:	2, twice, last at Baylor, 11/30/17
FTA:	5 vs. Sacramento St., 11/10/17
3FGM:	-
3FGA:	-
O-REBOUNDS:	4 vs. Gardner-Webb, 11/12/17
D-REBOUNDS:	7 vs. Sacramento St., 11/10/17
TOTAL REBOUNDS:	9 vs. Sacramento St., 11/10/17
ASSISTS:	3 vs. Sacramento St., 11/10/17
BLOCKS:	1, 3x, last at Baylor, 11/30/17
STEALS:	1, twice, last vs. Marshall, 11/26/17
MINUTES:	26 at Montana, 11/16/17

Harrison's 2017-18 Game-by-Game Statistics

Opponent	Min	FG-A	3PT-A	FT-A	O-D-T	PF	A	TO	BS	ST	PTS
vs. Sacramento St.	20*	4-11	0-0	2-5	2-7-9	3	3	2	1	0	10
vs. Gardner-Webb	21*	2-12	0-0	1-2	4-1-5	1	0	0	0	0	5
at Montana	26*	4-8	0-0	1-2	3-5-8	0	1	2	0	0	9
at Washington St.	14*	2-5	0-0	0-0	1-3-4	2	0	3	0	1	4
vs. Morehead St.	12*	2-4	0-0	1-2	0-3-3	5	2	2	1	0	5
vs. Marshall	14*	0-6	0-0	1-2	1-2-3	2	1	2	0	1	1
at Baylor	14	1-6	0-0	2-4	3-4-7	1	1	1	1	0	4
vs. Tennessee Tech											
vs. Evansville											
at FGCU											
at Miami (Fla.)											
vs. Louisville											
vs. California											
at Middle Tennessee											
vs. Tennessee											
at TAMU											
vs Georgia											
at Florida											
at Vanderbilt											
vs. South Carolina											
vs. Alabama											
at Arkansas											
vs. Auburn											
vs. LSU											
at Missouri											
at Mississippi St.											
vs. Arkansas											
at South Carolina											
at Ole Miss											
vs. Mississippi St.											

* Started game

Extras

	17-18	Career
Scored 10+ Points	1	1
Scored 15+ Points	-	-
Scored 20+ Points	-	-
Made 3+ 3FG	-	-
Double-figure Rebounds	-	-
Double-doubles	-	-
3+ Assists	1	1
2+ Steals	-	-
Led UK in Scoring	-	-
Led UK in Rebounds	2	2
Led UK in Assists	1	1
Led UK in Steals	-	-
Led UK in Blocks	2	2

Dorie Harrison's Career Stats

Year	GP-GS	MIN	FG-FGA	PCT	3FG-FGA	PCT	FT-FTA	PCT	OFF-DEF	TOT-AVG	PF-FO	A	TO	BLK	ST	PTS-AVG
2017-18	7-6	121-17.3	15-52	.288	0-0	.000	8-17	.471	14-25	39-5.6	14-1	8	12	3	2	38-5.4
TOTAL	7-6	121-17.3	15-52	.288	0-0	.000	8-17	.471	14-25	39-5.6	14-1	8	12	3	2	38-5.4

KENTUCKY WBB 2017-18 PLAYER BIOS

21

OGECHI ANYAGALIGBO • 6-1 • FORWARD • JUNIOR

MIAMI, FLA. (STONY BROOK/MIAMI COUNTRY DAY)



2017-18 (Junior)

- Sustained a torn ACL in her left knee during the exhibition vs. Southern Indiana and will miss the entire 2017-18 season.
- Transfer from Stony Brook that had to sit out last season due to NCAA transfer rules, but practiced with the team.
- Was named the America East Conference Rookie of the Year last season at Stony Brook after averaging 10.1 points and 9.0 rebounds per game.

2017-18 Season Highs

POINTS:	-
FGM:	-
FGA:	-
FTM:	-
FTA:	-
3FGM:	-
3FGA:	-
O-REBOUNDS:	-
D-REBOUNDS:	-
TOTAL REBOUNDS:	-
ASSISTS:	-
BLOCKS:	-
STEALS:	-
MINUTES:	-

Career Highs

POINTS:	23 vs. LIU, 12/21/15
FGM:	10 vs. LIU, 12/21/15
FGA:	16 vs. LIU, 12/21/15
FTM:	4 vs. Hartford, 03/05/16
FTA:	6 vs. Syracuse, 12/06/15
3FGM:	-
3FGA:	-
O-REBOUNDS:	5, 2x, last vs. Hartford, 12/30/15
D-REBOUNDS:	16 vs. Wagner, 12/18/15
TOTAL REBOUNDS:	19 vs. Wagner, 12/18/15
ASSISTS:	3 vs. UMBC, 01/13/16
BLOCKS:	4 vs. New Hampshire, 1/16/16
STEALS:	3 vs. New Hampshire, 1/16/16
MINUTES:	39 vs. St. Bonaventure, 12/01/15

Anyagaligbo's 2017-18 Game-by-Game Statistics

Opponent	Min	FG-A	3PT-A	FT-A	O-D-T	PF	A	TO	BS	ST	PTS
vs. Sacramento St.											
vs. Gardner-Webb											
at Montana											
at Washington St.											
vs. Morehead St.											
vs. Marshall											
at Baylor											
vs. Tennessee Tech											
vs. Evansville											
at FGCU											
at Miami (Fla.)											
vs. Louisville											
vs. California											
at Middle Tennessee											
vs. Tennessee											
at TAMU											
vs Georgia											
at Florida											
at Vanderbilt											
vs. South Carolina											
vs. Alabama											
at Arkansas											
vs. Auburn											
vs. LSU											
at Missouri											
at Mississippi St.											
vs. Arkansas											
at South Carolina											
at Ole Miss											
vs. Mississippi St.											

* Started game

Extras

	17-18	Career
Scored 10+ Points	-	16
Scored 15+ Points	-	4
Scored 20+ Points	-	1
Made 3+ 3FG	-	-
Double-figure Rebounds	-	12
Double-doubles	-	9
3+ Assists	-	-
2+ Steals	-	7
Led UK in Scoring	-	-
Led UK in Rebounds	-	-
Led UK in Assists	-	-
Led UK in Steals	-	-
Led UK in Blocks	-	-

Ogechi Anyagaligbo's Career Stats

Year	GP-GS	MIN	FG-FGA	PCT	3FG-FGA	PCT	FT-FTA	PCT	OFF-DEF	TOT-AVG	PF-FO	A	TO	BLK	ST	PTS-AVG
2015-16*	32-31	916-28.6	135-243	.556	0-0	.000	54-89	.607	75-214	289-9.0	81-2	23	81	41	26	324-10.1
2016-17									DNP - Transfer							
2017-18									DNP - Torn ACL							
TOTAL	32-31	916-28.6	135-243	.556	0-0	.000	54-89	.607	75-214	289-9.0	81-2	23	81	41	26	324-10.1

* at Stony Brook

KENTUCKY WBB 2017-18 PLAYER BIOS

22

MAKENZIE CANN • 6-1 • GUARD • SENIOR

LAWRENCEBURG, KY. (CINCINNATI/ANDERSON COUNTY HS)



2017-18 (Senior)

- One of two players on the team who is 100 percent (7-of-7) from the charity stripe.
- Is second on the team in 3-pointers made this season with 17.
- Recorded her first career double-double in the win over Washington State, adding 15 points and a career-high 10 rebounds.
- Followed that with her second consecutive double-double, matching her 15 and 10 line.
- Also had a career-high five assist in the win over Morehead State.
- Went 3-of-9 from beyond the arc against WSU and went 4-of-4 from the charity stripe in the final three minutes of the game to ice it.
- Was 3-of-5 from long range in the win over Morehead State.
- Kentucky's second-highest scoring performer in the season opening win, adding 17 points on 4-of-6 3-point shooting.

- Tied a career high vs. Sacramento State with three offensive boards.
- Her 17 points vs. Sacramento State marked her highest point production since Nov. 17 of last season, where she scored a career-high 20 points vs. New Hampshire.

2017-18 Season Highs

POINTS:	17 vs. Sacramento St., 11/10/17
FGM:	6 vs. Sacramento St., 11/10/17
FGA:	10 at Washington State, 11/19/17
FTM:	4 at Washington State, 11/19/17
FTA:	4 at Washington State, 11/19/17
3FGM:	4 vs. Sacramento St., 11/10/17
3FGA:	9 at Washington State, 11/19/17
O-REBOUNDS:	4 vs. Gardner-Webb, 11/12/17
D-REBOUNDS:	9 at Washington State, 11/19/17
TOTAL REBOUNDS:	10, 2x, last vs. Morehead St., 11/22/17
ASSISTS:	5 vs. Morehead State, 11/22/17
BLOCKS:	1, twice, last at Baylor, 11/30/17
STEALS:	2 at Montana, 11/16/17
MINUTES:	37 at Washington State, 11/19/17

Career Highs

POINTS:	23 vs. UCF, 03/06/15
FGM:	6, 4x, last vs. Sacramento St., 11/10/17
FGA:	12, twice, last at South Carolina, 02/26/17
FTM:	5, twice, last vs. UCF, 03/06/15
FTA:	6 vs. UCF, 03/06/15
3FGM:	6, twice, last vs. New Hampshire, 11/17/16
3FGA:	12 vs. USF, 02/07/15
O-REBOUNDS:	4 vs. Gardner-Webb, 11/12/17
D-REBOUNDS:	9 at Washington State, 11/19/17
TOTAL REBOUNDS:	10, 2x, last vs. Morehead St., 11/22/17
ASSISTS:	5 vs. Morehead State, 11/22/17
BLOCKS:	1, 9x, last at Baylor, 11/30/17
STEALS:	5 at Duke, 12/29/16
MINUTES:	45 at Louisville, 12/04/16

Cann's 2017-18 Game-by-Game Statistics

Opponent	Min	FG-A	3PT-A	FT-A	O-D-T	PF	A	TO	BS	ST	PTS
vs. Sacramento St.	29*	6-9	4-6	1-1	3-3-6	1	1	2	0	0	17
vs. Gardner-Webb	24*	4-7	2-4	0-0	4-3-7	1	0	1	1	1	10
at Montana	23*	2-5	2-5	0-0	0-0-0	4	2	1	0	2	6
at Washington St.	37*	4-10	3-9	4-4	1-9-10	0	3	0	0	1	15
vs. Morehead St.	29*	5-8	3-5	2-2	2-8-10	1	5	2	1	1	15
vs. Marshall	27*	3-6	1-3	0-0	1-3-4	0	3	0	0	0	7
at Baylor	33*	4-8	2-3	0-0	1-0-1	1	0	3	1	0	10
vs. Tennessee Tech											
vs. Evansville											
at FGCU											
at Miami (Fla.)											
vs. Louisville											
vs. California											
at Middle Tennessee											
vs. Tennessee											
at TAMU											
vs Georgia											
at Florida											
at Vanderbilt											
vs. South Carolina											
vs. Alabama											
at Arkansas											
vs. Auburn											
vs. LSU											
at Missouri											
at Mississippi St.											
vs. Arkansas											
at South Carolina											
at Ole Miss											
vs. Mississippi St.											

* Started game

Extras

	17-18	Career
Scored 10+ Points	5	20
Scored 15+ Points	3	7
Scored 20+ Points	-	2
Made 3+ 3FG	3	13
Double-figure Rebounds	2	2
Double-doubles	2	2
3+ Assists	3	13
2+ Steals	-	4
Led UK in Scoring	-	1
Led UK in Rebounds	2	2
Led UK in Assists	-	2
Led UK in Steals	1	6
Led UK in Blocks	1	3

Makenzie Cann's Career Stats

Year	GP-GS	MIN	FG-FGA	PCT	3FG-FGA	PCT	FT-FTA	PCT	OFF-DEF	TOT-AVG	PF-FO	A	TO	BLK	ST	PTS-AVG
2014-15*	31-1	710-22.9	66-191	.346	51-139	.367	33-39	.846	8-50	58-1.9	36-0	37	21	5	11	216-7.0
2015-16									DNP-Transfer							
2016-17	32-4	897-28.0	63-198	.318	42-152	.276	16-25	.640	40-72	112-3.5	44-0	37	30	3	18	184-5.8
2017-18	7-7	202-28.9	28-53	.528	17-35	.486	7-7	1.000	12-26	38-5.4	8-0	14	9	3	5	80-11.4
TOTAL	70-12	1809-25.8	157-442	.355	110-326	.337	56-71	.789	60-148	208-3.0	88-0	88	60	11	34	480-6.9


* at Cincinnati

KENTUCKY WBB 2017-18 PLAYER BIOS

23

KAMERON ROACH • 5-6 • GUARD • FRESHMAN

HOPKINS, S.C. (LOWER RICHLAND HS)



2017-18 (Freshman)

- One of two players on the team who is 100 percent (4-of-4) from the charity stripe.
- Had four points on 2-of-2 shooting and added two defensive boards in nine minutes vs. Gardner-Webb.
- Added six points, two boards, three assists, one block and one steal in her collegiate debut.
- Played 16 minutes in the season opener vs. Sacramento State.
- Went 4-of-4 from the charity stripe in the season opener.
- Missed her senior year of high school with an injury, but performed well during summer conditioning and workouts.
- Was a four-star prospect according to ProspectsNation.com and three-star guard by ESPN.com.

2017-18 Season Highs

POINTS:	6 vs. Sacramento St., 11/10/17
FGM:	2 vs. Gardner-Webb, 11/12/17
FGA:	5 vs. Sacramento St., 11/10/17
FTM:	4 vs. Sacramento St., 11/10/17
FTA:	4 vs. Sacramento St., 11/10/17
3FGM:	-
3FGA:	-
O-REBOUNDS:	1 vs. Sacramento St., 11/10/17
D-REBOUNDS:	2 vs. Gardner-Webb, 11/12/17
TOTAL REBOUNDS:	2, twice, last vs. Gardner-Webb, 11/12/17
ASSISTS:	3 vs. Sacramento St., 11/10/17
BLOCKS:	1 vs. Sacramento St., 11/10/17
STEALS:	1 vs. Sacramento St., 11/10/17
MINUTES:	16 vs. Sacramento St., 11/10/17

Career Highs

POINTS:	6 vs. Sacramento St., 11/10/17
FGM:	2 vs. Gardner-Webb, 11/12/17
FGA:	5 vs. Sacramento St., 11/10/17
FTM:	4 vs. Sacramento St., 11/10/17
FTA:	4 vs. Sacramento St., 11/10/17
3FGM:	-
3FGA:	-
O-REBOUNDS:	1 vs. Sacramento St., 11/10/17
D-REBOUNDS:	2 vs. Gardner-Webb, 11/12/17
TOTAL REBOUNDS:	2, twice, last vs. Gardner-Webb, 11/12/17
ASSISTS:	3 vs. Sacramento St., 11/10/17
BLOCKS:	1 vs. Sacramento St., 11/10/17
STEALS:	1 vs. Sacramento St., 11/10/17
MINUTES:	16 vs. Sacramento St., 11/10/17

Roach's 2017-18 Game-by-Game Statistics

Opponent	Min	FG-A	3PT-A	FT-A	O-D-T	PF	A	TO	BS	ST	PTS
vs. Sacramento St.	16	1-5	0-0	4-4	1-1-2	0	3	2	1	1	6
vs. Gardner-Webb	9	2-2	0-0	0-0	0-2-2	1	0	2	0	0	4
at Montana	4	0-0	0-0	0-0	0-0-0	1	0	0	0	0	0
at Washington St.					DNP - Coach's Decision						
vs. Morehead St.	14	1-3	0-0	0-0	0-0-0	2	0	1	0	0	2
vs. Marshall	6	0-0	0-0	0-0	0-1-1	0	1	0	0	0	0
at Baylor					DNP - Coach's Decision						
vs. Tennessee Tech											
vs. Evansville											
at FGCU											
at Miami (Fla.)											
vs. Louisville											
vs. California											
at Middle Tennessee											
vs. Tennessee											
at TAMU											
vs Georgia											
at Florida											
at Vanderbilt											
vs. South Carolina											
vs. Alabama											
at Arkansas											
vs. Auburn											
vs. LSU											
at Missouri											
at Mississippi St.											
vs. Arkansas											
at South Carolina											
at Ole Miss											
vs. Mississippi St.											

* Started game

Extras

	17-18	Career
Scored 10+ Points	-	-
Scored 15+ Points	-	-
Scored 20+ Points	-	-
Made 3+ 3FG	-	-
Double-figure Rebounds	-	-
Double-doubles	-	-
3+ Assists	1	1
2+ Steals	-	-
Led UK in Scoring	-	-
Led UK in Rebounds	-	-
Led UK in Assists	1	1
Led UK in Steals	-	-
Led UK in Blocks	1	1

Kameron Roach's Career Stats

Year	GP-GS	MIN	FG-FGA	PCT	3FG-FGA	PCT	FT-FTA	PCT	OFF-DEF	TOT-AVG	PF-FO	A	TO	BLK	ST	PTS-AVG
2017-18	5-0	49-9.8	4-10	.400	0-0	.000	4-4	1.000	1-4	5-1.0	4-0	4	7	1	1	12-2.4
TOTAL	5-0	49-9.8	4-10	.400	0-0	.000	4-4	1.000	1-4	5-1.0	4-0	4	7	1	1	12-2.4

KENTUCKY WBB 2017-18 PLAYER BIOS

24

TAYLOR MURRAY • 5-6 • GUARD • JUNIOR

ODENTON, MD. (ANNAPOLIS AREA CHRISTIAN)



2017-18 (Junior)

- Kentucky's leading distributor, dishing out 4.3 assists per game.
- Dished out a team-high six assists in the win over Morehead State.
- Provided a balanced force for Kentucky against Washington State, posting a near triple-double with 13 points, seven rebounds and eight assists.
- Her eight dimes against WSU were a season high.
- Was the stat leader in points, rebounds, assists and steals at Montana on Nov. 16.
- Recorded her third career double-double at Montana, adding 18 points and 12 boards.
- Is 13-of-13 from the free throw line this season.
- Led the Wildcats with 22 points in the season opener against Sacramento State, going 8-of-12 from the floor and 5-of-5 from the free throw line.
- Murray's 22 points vs. Sacramento State marked the third-highest of her Kentucky career and the fourth 20-point game of her career, with all three previous 20-point games coming in her sophomore campaign.

- Tied a career high with one block in the win over the Hornets.

2017-18 Season Highs

POINTS:	22 vs. Sacramento St., 11/10/17
FGM:	8 vs. Sacramento St., 11/10/17
FGA:	12, twice, last vs. Gardner-Webb, 11/12/17
FTM:	8 at Baylor, 11/30/17
FTA:	8 at Baylor, 11/30/17
3FGM:	2, twice, last vs. Marshall, 11/26/17
3FGA:	6 at Montana, 11/16/17
O-REBOUNDS:	3, 3x, last vs. Marshall, 11/26/17
D-REBOUNDS:	9 at Montana, 11/16/17
TOTAL REBOUNDS:	12 at Montana, 11/16/17
ASSISTS:	8 at Washington State, 11/19/17
BLOCKS:	1 vs. Sacramento St., 11/10/17
STEALS:	4 at Washington State, 11/19/17
MINUTES:	36 at Washington State, 11/19/17

Career Highs

POINTS:	29 at South Carolina, 02/26/17
FGM:	9 at South Carolina, 02/26/17
FGA:	15, twice, last vs. Vanderbilt, 02/05/17
FTM:	10 at Missouri, 01/30/17
FTA:	10, twice, last at Missouri, 01/30/17
3FGM:	2, 8x, last vs. Marshall, 11/26/17
3FGA:	6, 3x, last at Montana, 11/16/17
O-REBOUNDS:	8 at Missouri, 01/30/17
D-REBOUNDS:	11 at LSU, 01/19/17
TOTAL REBOUNDS:	13, twice, last at Missouri, 01/30/17
ASSISTS:	11 vs. Florida, 02/19/17
BLOCKS:	1, 3x, last vs. Sacramento St., 11/10/17
STEALS:	6, twice, last at Arkansas, 02/16/17
MINUTES:	44 at Louisville, 12/04/16

Murray's 2017-18 Game-by-Game Statistics

Opponent	Min	FG-A	3PT-A	FT-A	O-D-T	PF	A	TO	BS	ST	PTS
vs. Sacramento St.	29*	8-12	1-3	5-5	0-5-5	2	3	0	1	1	22
vs. Gardner-Webb	25*	3-12	0-3	2-2	0-4-4	1	3	0	0	1	8
at Montana	32*	5-11	2-6	6-6	3-9-12	4	3	2	0	3	18
at Washington St.	36*	5-8	1-2	2-2	3-4-7	2	8	4	0	4	13
vs. Morehead St.	24*	1-4	1-1	4-4	1-1-2	1	6	1	0	1	7
vs. Marshall	31*	5-9	2-3	1-2	3-3-6	1	2	1	0	1	13
at Baylor	33*	1-4	0-0	8-8	2-4-6	1	5	4	0	1	10
vs. Tennessee Tech											
vs. Evansville											
at FGCU											
at Miami (Fla.)											
vs. Louisville											
vs. California											
at Middle Tennessee											
vs. Tennessee											
at TAMU											
vs Georgia											
at Florida											
at Vanderbilt											
vs. South Carolina											
vs. Alabama											
at Arkansas											
vs. Auburn											
vs. LSU											
at Missouri											
at Mississippi St.											
vs. Arkansas											
at South Carolina											
at Ole Miss											
vs. Mississippi St.											

* Started game

Extras

	17-18	Career
Scored 10+ Points	5	33
Scored 15+ Points	2	13
Scored 20+ Points	1	4
Double-Doubles	1	3
Made 3+ 3FG	-	-
Double-figure Rebounds	1	3
5+ Assists	3	16
3+ Steals	2	23
Led UK in Scoring	2	10
Led UK in Rebounds	1	4
Led UK in Assists	5	24
Led UK in Steals	4	37

Taylor Murray's Career Stats

Year	GP-GS	MIN	FG-FGA	PCT	3FG-FGA	PCT	FT-FTA	PCT	OFF-DEF	TOT-AVG	PF-FO	A	TO	BLK	ST	PTS-AVG
2015-16	33-0	757-22.9	81-185	.538	14-52	.269	50-60	.833	20-68	88-2.7	72-0	73	52	1	56	226-6.8
2016-17	30-30	1027-34.2	127-275	.462	11-51	.216	101-120	.842	43-104	147-4.9	57-0	118	48	1	61	366-12.2
2017-18	7-7	210-30.0	28-60	.467	7-18	.389	28-29	.966	12-30	42-6.0	12-0	30	12	1	12	91-13.0
TOTAL	70-37	1994-28.5	236-520	.454	32-121	.264	179-209	.856	75-202	277-4.0	141-0	221	112	3	129	683-9.8

KENTUCKY WBB 2017-18 PLAYER BIOS

32

JAIDA ROPER • 5-6 • GUARD • SOPHOMORE

MEMPHIS, TENN. (HOUSTON HS)



2017-18 (Sophomore)

- Recorded a career-high three made 3s against No. 9 Baylor.
- Dished out a season-high five assists, plus had career highs with 5 rebounds and 2 blocks vs. Marshall on Nov. 26.
- Has been UK's first substitution in all six games this season.
- Has scored in double-digits in four games this season after not scoring in double-figures a single time last season.
- Recorded a career-high scoring in each of her first three games this season.
- Added a career-high 14 points on 5-of-10 shooting against Montana on Nov. 16.
- Also recorded a career-high five rebounds at Montana.
- Played a career-high 26 minutes in the win over Montana.
- Went 5-of-5 from the floor in the win over GWU.

2017-18 Season Highs

POINTS:	14 at Montana, 11/16/17
FGM:	5, twice, last at Montana, 11/16/17
FGA:	10 at Montana, 11/16/17
FTM:	4 vs. Morehead State, 11/22/17
FTA:	7 vs. Morehead State, 11/22/17
3FGM:	3 at Baylor, 11/30/17
3FGA:	5 at Montana, 11/16/17
O-REBOUNDS:	2, twice, last at Washington State, 11/19/17
D-REBOUNDS:	5 vs. Marshall, 11/26/17
TOTAL REBOUNDS:	5, twice, last vs. Marshall, 11/26/17
ASSISTS:	5 vs. Marshall, 11/26/17
BLOCKS:	2 vs. Marshall, 11/26/17
STEALS:	1, twice, last vs. Morehead State, 11/22/17
MINUTES:	26 at Montana, 11/16/17

Career Highs

POINTS:	14 at Montana, 11/16/17
FGM:	5, twice, last at Montana, 11/16/17
FGA:	10 at Montana, 11/16/17
FTM:	4 vs. Morehead State, 11/22/17
FTA:	7 vs. Morehead State, 11/22/17
3FGM:	3 at Baylor, 11/30/17
3FGA:	5 at Montana, 11/16/17
O-REBOUNDS:	3 at LSU, 01/19/17
D-REBOUNDS:	5 vs. Marshall, 11/26/17
TOTAL REBOUNDS:	5, twice, last vs. Marshall, 11/26/17
ASSISTS:	6 vs. New Hampshire, 11/17/16
BLOCKS:	2 vs. Marshall, 11/26/17
STEALS:	2, twice, last vs. Vanderbilt, 02/05/17
MINUTES:	26 at Montana, 11/16/17

Roper's 2017-18 Game-by-Game Statistics

Opponent	Min	FG-A	3PT-A	FT-A	O-D-T	PF	A	TO	BS	ST	PTS
vs. Sacramento St.	21	3-6	1-2	2-2	2-0-2	2	3	1	1	0	9
vs. Gardner-Webb	25	5-5	0-0	0-0	0-1-1	3	2	0	0	0	10
at Montana	26	5-10	1-5	3-3	1-4-5	1	3	3	0	1	14
at Washington St.	21	1-6	0-1	2-3	2-1-3	1	2	2	1	0	4
vs. Morehead St.	25	3-6	0-1	4-7	0-2-2	4	3	2	0	1	10
vs. Marshall	22	0-5	0-1	1-2	0-5-5	0	5	1	2	0	1
at Baylor	24	4-7	3-4	1-4	0-0-0	0	1	1	0	1	12
vs. Tennessee Tech											
vs. Evansville											
at FGCU											
at Miami (Fla.)											
vs. Louisville											
vs. California											
at Middle Tennessee											
vs. Tennessee											
at TAMU											
vs Georgia											
at Florida											
at Vanderbilt											
vs. South Carolina											
vs. Alabama											
at Arkansas											
vs. Auburn											
vs. LSU											
at Missouri											
at Mississippi St.											
vs. Arkansas											
at South Carolina											
at Ole Miss											
vs. Mississippi St.											

* Started game

Extras

	17-18	Career
Scored 10+ Points	4	4
Scored 15+ Points	-	-
Scored 20+ Points	-	-
Made 3+ 3FG	1	1
Double-figure Rebounds	-	-
Double-doubles	-	-
3+ Assists	3	8
2+ Steals	-	2
Led UK in Scoring	-	-
Led UK in Rebounds	-	-
Led UK in Assists	3	6
Led UK in Steals	1	2
Led UK in Blocks	3	4

Jaide Roper's Career Stats

Year	GP-GS	MIN	FG-FGA	PCT	3FG-FGA	PCT	FT-FTA	PCT	OFF-DEF	TOT-AVG	PF-FO	A	TO	BLK	ST	PTS-AVG
2016-17	32-2	385-12.0	28-88	.318	10-32	.313	17-21	.810	11-18	29-0.9	35-0	39	29	1	12	83-2.6
2017-18	7-0	164-23.4	21-45	.467	5-14	.357	13-21	.619	5-13	18-2.6	11-0	19	10	4	3	60-8.6
TOTAL	39-2	549-14.1	49-133	.368	15-46	.326	30-42	.714	16-31	47-1.2	46-0	58	39	5	15	143-3.7

KENTUCKY WBB 2017-18 PLAYER BIOS

45

ALYSSA RICE • 6-3 • CENTER • SENIOR

REYNOLDSBURG, OHIO (REYNOLDSBURG HS)



2017-18 (Senior)

- Kentucky's leading rebounder this season, grabbing 7.9 per game.
- Had a career game vs. Marshall on Nov. 26, posting her first career double-double behind a career-best 19 points and career-high 10 rebounds.
- Also led the team with two blocks vs. Marshall.
- Matched a career-high three assists vs. Morehead State.
- Played a season-high 30 minutes at Washington State, adding nine points, eight boards.
- Had a season-high four offensive rebounds against the Cougars.
- Tied a career high nine rebounds at Montana.
- Matched a career high with 11 points vs. Gardner-Webb to lead UK in scoring.
- Led UK in scoring for the first time in her career against GWU.
- Also tied a career high seven defensive rebounds vs. GWU.

- Added four points and seven rebounds in 17 minutes of play in Kentucky's season opener.
- Named one of 20 centers nationally to the Lisa Leslie Award Watch List.

2017-18 Season Highs

POINTS:	19 vs. Marshall, 11/26/17
FGM:	8 vs. Marshall, 11/26/17
FGA:	11 vs. Marshall, 11/26/17
FTM:	3 vs. Marshall, 11/26/17
FTA:	4 vs. Marshall, 11/26/17
3FGM:	-
3FGA:	-
O-REBOUNDS:	5 vs. Marshall, 11/26/17
D-REBOUNDS:	7 vs. Gardner-Webb, 11/12/17
TOTAL REBOUNDS:	10 vs. Marshall, 11/26/17
ASSISTS:	3 vs. Morehead State, 11/22/17
BLOCKS:	2, twice, last vs. Marshall, 11/26/17
STEALS:	1 vs. Morehead State, 11/22/17
MINUTES:	30 at Washington State, 11/19/17

Career Highs

POINTS:	19 vs. Marshall, 11/26/17
FGM:	8 vs. Marshall, 11/26/17
FGA:	11 vs. Marshall, 11/26/17
FTM:	4, twice, last vs. South Carolina, 02/02/17
FTA:	8 vs. Albany, 11/12/16
3FGM:	-
3FGA:	-
O-REBOUNDS:	5, twice, last vs. Marshall, 11/26/17
D-REBOUNDS:	7, 4x, last vs. Gardner-Webb, 11/12/17
TOTAL REBOUNDS:	10 vs. Marshall, 11/26/17
ASSISTS:	3, twice, last vs. Morehead State, 11/22/17
BLOCKS:	3, twice, last vs. Ole Miss, 01/26/17
STEALS:	2, 3x, last vs. Georgia, 01/15/17
MINUTES:	32 at Tennessee, 01/01/17

Rice's 2017-18 Game-by-Game Statistics

Opponent	Min	FG-A	3PT-A	FT-A	O-D-T	PF	A	TO	BS	ST	PTS
vs. Sacramento St.	17*	2-6	0-0	0-0	3-4-7	2	0	0	1	0	4
vs. Gardner-Webb	22*	5-7	0-0	1-2	1-7-8	2	1	1	2	0	11
at Montana	23*	4-8	0-0	0-1	3-6-9	3	0	0	1	0	8
at Washington St.	30*	4-10	0-0	1-2	4-4-8	3	0	2	1	0	9
vs. Morehead St.	20*	3-5	0-0	1-2	2-6-8	2	3	1	1	1	7
vs. Marshall	24*	8-11	0-0	3-4	5-5-10	2	1	1	2	0	19
at Baylor	16*	1-6	0-0	0-0	3-2-5	2	0	0	1	0	2
vs. Tennessee Tech											
vs. Evansville											
at FGCU											
at Miami (Fla.)											
vs. Louisville											
vs. California											
at Middle Tennessee											
vs. Tennessee											
at TAMU											
vs Georgia											
at Florida											
at Vanderbilt											
vs. South Carolina											
vs. Alabama											
at Arkansas											
vs. Auburn											
vs. LSU											
at Missouri											
at Mississippi St.											
vs. Arkansas											
at South Carolina											
at Ole Miss											
vs. Mississippi St.											

* Started game

Extras

	17-18	Career
Scored 10+ Points	2	5
Scored 15+ Points	1	1
Scored 20+ Points	-	-
Made 3+ 3FG	-	-
Double-figure Rebounds	1	1
Double-doubles	1	1
3+ Assists	1	2
2+ Steals	-	1
Led UK in Scoring	2	2
Led UK in Rebounds	2	3
Led UK in Assists	-	-
Led UK in Steals	-	11
Led UK in Blocks	4	17

Alyssa Rice's Career Stats

Year	GP-GS	MIN	FG-FGA	PCT	3FG-FGA	PCT	FT-FTA	PCT	OFF-DEF	TOT-AVG	PF-FO	A	TO	BLK	ST	PTS-AVG
2014-15	34-11	484-14.2	32-89	.360	0-0	.000	36-57	.632	37-54	91-2.7	98-3	7	37	24	9	100-2.9
2015-16	26-2	246-9.5	22-50	.440	0-0	.000	18-32	.563	27-34	61-2.3	54-1	6	23	11	3	62-2.4
2016-17	33-30	718-21.8	55-134	.410	0-0	.000	28-52	.538	58-90	148-4.5	95-5	24	39	22	11	138-4.2
2017-18	7-7	152-21.7	27-53	.509	0-0	.000	6-11	.545	21-34	55-7.9	17-0	5	5	9	1	60-8.6
TOTAL	99-49	1584-16.0	135-320	.422	0-0	.000	88-152	.579	140-210	350-3.5	261-9	42	104	65	24	358-3.6



Kentucky Women's Basketball
Kentucky Combined Team Statistics (as of Nov 30, 2017)
All games



RECORD:	OVERALL	HOME	AWAY	NEUTRAL
ALL GAMES	6-1	4-0	2-1	0-0
CONFERENCE	0-0	0-0	0-0	0-0
NON-CONFERENCE	6-1	4-0	2-1	0-0

##	Player	gp-gs	min	avg	Total		3-Point		F-Throw		Rebounds				pf	dq	a	to	blk	stl	pts	avg
					fg-fga	fg%	3fg-fga	3fg%	ft-fga	ft%	off	def	tot	avg								
04	Morris, Maci	7-7	197	28.1	40-83	.482	21-40	.525	13-17	.765	5	27	32	4.6	17	0	14	14	4	8	114	16.3
24	Murray, Taylor	7-7	210	30.0	28-60	.467	7-18	.389	28-29	.966	12	30	42	6.0	12	0	30	12	1	12	91	13.0
22	Cann, Makenzie	7-7	202	28.9	28-53	.528	17-35	.486	7-7	1.000	12	26	38	5.4	8	0	14	9	3	5	80	11.4
32	Roper, Jaida	7-0	164	23.4	21-45	.467	5-14	.357	13-21	.619	5	13	18	2.6	11	0	19	10	4	3	60	8.6
45	Rice, Alyssa	7-7	152	21.7	27-53	.509	0-0	.000	6-11	.545	21	34	55	7.9	17	0	5	5	9	1	60	8.6
14	Wyatt, Tatyana	2-0	28	14.0	6-13	.462	2-5	.400	2-5	.400	3	3	6	3.0	6	0	0	3	0	1	16	8.0
20	Harrison, Dorie	7-6	121	17.3	15-52	.288	0-0	.000	8-17	.471	14	25	39	5.6	14	1	8	12	3	2	38	5.4
12	Paschal, Amanda	7-0	103	14.7	12-29	.414	0-5	.000	6-11	.545	10	9	19	2.7	3	0	13	3	0	0	30	4.3
03	McKinney, KeKe	7-1	114	16.3	8-30	.267	2-11	.182	4-8	.500	11	12	23	3.3	14	0	3	6	4	5	22	3.1
23	Roach, Kameron	5-0	49	9.8	4-10	.400	0-0	.000	4-4	1.000	1	4	5	1.0	4	0	4	7	1	1	12	2.4
15	Hardin, Jessica	6-0	36	6.0	2-10	.200	2-8	.250	0-0	.000	0	2	2	0.3	3	0	3	1	0	1	6	1.0
00	Halsel, LaShae	4-0	11	2.8	2-2	1.000	0-0	.000	0-0	.000	0	2	2	0.5	0	0	2	2	0	0	4	1.0
02	Poffenberger, Paige	3-0	13	4.3	1-3	.333	0-1	.000	0-0	.000	0	1	1	0.3	2	0	1	0	0	1	2	0.7
Team											17	8	25					2				
Total.....		7	1400		194-443	.438	56-137	.409	91-130	.700	111	196	307	43.9	111	1	116	86	29	40	535	76.4
Opponents.....		7	1400		152-431	.353	32-122	.262	72-102	.706	86	153	239	34.1	120	-	80	98	30	37	408	58.3

TEAM STATISTICS	UK	OPP	Date	Opponent	Score	Att.
SCORING	535	408	11/10/17	SACRAMENTO STATE	w 101-70	4313
Points per game	76.4	58.3	11/12/17	GARDNER-WEBB	w 72-34	4256
Scoring margin	+18.1	-	11/16/17	at Montana	w 71-54	2808
FIELD GOALS-ATT	194-443	152-431	11/19/17	at Washington State	w 73-68	991
Field goal pct	.438	.353	11/22/17	MOREHEAD STATE	w 86-53	4710
3 POINT FG-ATT	56-137	32-122	11/26/17	MARSHALL	w 69-39	4276
3-point FG pct	.409	.262	11/30/17	at Baylor	L 63-90	5356
3-pt FG made per game	8.0	4.6				
FREE THROWS-ATT	91-130	72-102				
Free throw pct	.700	.706				
F-Throws made per game	13.0	10.3				
REBOUNDS	307	239				
Rebounds per game	43.9	34.1				
Rebounding margin	+9.7	-				
ASSISTS	116	80				
Assists per game	16.6	11.4				
TURNOVERS	86	98				
Turnovers per game	12.3	14.0				
Turnover margin	+1.7	-				
Assist/turnover ratio	1.3	0.8				
STEALS	40	37				
Steals per game	5.7	5.3				
BLOCKS	29	30				
Blocks per game	4.1	4.3				
ATTENDANCE	17555	9155				
Home games-Avg/Game	4-4389	3-3052				
Neutral site-Avg/Game	-	0-0				

* - Conference game

Score by Periods	1st	2nd	3rd	4th	Totals
Kentucky	139	130	125	141	535
Opponents	114	104	100	90	408



Kentucky Women's Basketball
Kentucky Combined Team Statistics (as of Nov 26, 2017)
Home games



RECORD:	OVERALL	HOME	AWAY	NEUTRAL
ALL GAMES	4-0	4-0	0-0	0-0
CONFERENCE	0-0	0-0	0-0	0-0
NON-CONFERENCE	4-0	4-0	0-0	0-0

#	Player	gp-gs	min	avg	Total		3-Point		F-Throw		Rebounds				pf	dq	a	to	blk	stl	pts	avg
					fg-fga	fg%	3fg-fga	3fg%	ft-fa	ft%	off	def	tot	avg								
04	Morris, Maci	4-4	99	24.8	21-42	.500	10-20	.500	4-4	1.000	3	16	19	4.8	9	0	11	5	3	7	56	14.0
14	Wyatt, Tatyana	1-0	15	15.0	5-6	.833	1-2	.500	2-3	.667	0	2	2	2.0	2	0	0	1	0	1	13	13.0
24	Murray, Taylor	4-4	109	27.3	17-37	.459	4-10	.400	12-13	.923	4	13	17	4.3	5	0	14	2	1	4	50	12.5
22	Cann, Makenzie	4-4	109	27.3	18-30	.600	10-18	.556	3-3	1.000	10	17	27	6.8	3	0	9	5	2	2	49	12.3
45	Rice, Alyssa	4-4	83	20.8	18-29	.621	0-0	.000	5-8	.625	11	22	33	8.3	8	0	5	3	6	1	41	10.3
32	Roper, Jaida	4-0	93	23.3	11-22	.500	1-4	.250	7-11	.636	2	8	10	2.5	9	0	13	4	3	1	30	7.5
12	Paschal, Amanda	4-0	63	15.8	8-18	.444	0-3	.000	6-9	.667	6	6	12	3.0	1	0	6	1	0	0	22	5.5
03	McKinney, KeKe	4-0	72	18.0	8-25	.320	2-8	.250	4-8	.500	11	9	20	5.0	7	0	1	6	4	4	22	5.5
20	Harrison, Dorie	4-4	67	16.8	8-33	.242	0-0	.000	5-11	.455	7	13	20	5.0	11	1	6	6	2	1	21	5.3
23	Roach, Kameron	4-0	45	11.3	4-10	.400	0-0	.000	4-4	1.000	1	4	5	1.3	3	0	4	7	1	1	12	3.0
15	Hardin, Jessica	4-0	25	6.3	2-6	.333	2-5	.400	0-0	.000	0	2	2	0.5	2	0	3	1	0	0	6	1.5
02	Poffenberger, Paige	2-0	9	4.5	1-1	1.000	0-0	.000	0-0	.000	0	1	1	0.5	1	0	0	0	0	1	2	1.0
00	Haisel, LaShae	4-0	11	2.8	2-2	1.000	0-0	.000	0-0	.000	0	2	2	0.5	0	0	2	2	0	0	4	1.0
Team											6	6	12									
Total.....		4	800		123-261	.471	30-70	.429	52-74	.703	61	121	182	45.5	61	1	74	43	22	23	328	82.0
Opponents.....		4	800		72-240	.300	14-67	.209	38-56	.679	46	83	129	32.2	70	-	35	63	16	19	196	49.0

TEAM STATISTICS	UK	OPP	Date	Opponent	Score	Att.
SCORING	328	196	11/10/17	SACRAMENTO STATE	w 101-70	4313
Points per game	82.0	49.0	11/12/17	GARDNER-WEBB	w 72-34	4256
Scoring margin	+33.0	-	11/22/17	MOREHEAD STATE	w 86-53	4710
FIELD GOALS-ATT	123-261	72-240	11/26/17	MARSHALL	w 69-39	4276
Field goal pct	.471	.300	* - Conference game			
3 POINT FG-ATT	30-70	14-67				
3-point FG pct	.429	.209				
3-pt FG made per game	7.5	3.5				
FREE THROWS-ATT	52-74	38-56				
Free throw pct	.703	.679				
F-Throws made per game	13.0	9.5				
REBOUNDS	182	129				
Rebounds per game	45.5	32.2				
Rebounding margin	+13.3	-				
ASSISTS	74	35				
Assists per game	18.5	8.8				
TURNOVERS	43	63				
Turnovers per game	10.8	15.8				
Turnover margin	+5.0	-				
Assist/turnover ratio	1.7	0.6				
STEALS	23	19				
Steals per game	5.8	4.8				
BLOCKS	22	16				
Blocks per game	5.5	4.0				
ATTENDANCE	17555	0				
Home games-Avg/Game	4-4389	0-0				
Neutral site-Avg/Game	-	0-0				

Score by Periods	1st	2nd	3rd	4th	Totals
Kentucky	91	83	77	77	328
Opponents	64	42	54	36	196



Kentucky Women's Basketball
Kentucky Combined Team Statistics (as of Nov 30, 2017)
Away games



RECORD:	OVERALL	HOME	AWAY	NEUTRAL
ALL GAMES	2-1	0-0	2-1	0-0
CONFERENCE	0-0	0-0	0-0	0-0
NON-CONFERENCE	2-1	0-0	2-1	0-0

#	Player	gp-gs	min	avg	Total		3-Point		F-Throw		Rebounds				pf	dq	a	to	blk	stl	pts	avg
					fg-fga	fg%	3fg-fga	3fg%	ft-fa	ft%	off	def	tot	avg								
04	Morris, Maci	3-3	98	32.7	19-41	.463	11-20	.550	9-13	.692	2	11	13	4.3	8	0	3	9	1	1	58	19.3
24	Murray, Taylor	3-3	101	33.7	11-23	.478	3-8	.375	16-16	1.000	8	17	25	8.3	7	0	16	10	0	8	41	13.7
22	Cann, Makenzie	3-3	93	31.0	10-23	.435	7-17	.412	4-4	1.000	2	9	11	3.7	5	0	5	4	1	3	31	10.3
32	Roper, Jaida	3-0	71	23.7	10-23	.435	4-10	.400	6-10	.600	3	5	8	2.7	2	0	6	6	1	2	30	10.0
45	Rice, Alyssa	3-3	69	23.0	9-24	.375	0-0	.000	1-3	.333	10	12	22	7.3	9	0	0	2	3	0	19	6.3
20	Harrison, Dorie	3-2	54	18.0	7-19	.368	0-0	.000	3-6	.500	7	12	19	6.3	3	0	2	6	1	1	17	5.7
14	Wyatt, Tatyana	1-0	13	13.0	1-7	.143	1-3	.333	0-2	.000	3	1	4	4.0	4	0	0	2	0	0	3	3.0
12	Paschal, Amanda	3-0	40	13.3	4-11	.364	0-2	.000	0-2	.000	4	3	7	2.3	2	0	7	2	0	0	8	2.7
15	Hardin, Jessica	2-0	11	5.5	0-4	.000	0-3	.000	0-0	.000	0	0	0	0.0	1	0	0	0	0	1	0	0.0
03	McKinney, KeKe	3-1	42	14.0	0-5	.000	0-3	.000	0-0	.000	0	3	3	1.0	7	0	2	0	0	1	0	0.0
02	Poffenberger, Paige	1-0	4	4.0	0-2	.000	0-1	.000	0-0	.000	0	0	0	0.0	1	0	1	0	0	0	0	0.0
23	Roach, Kameron	1-0	4	4.0	0-0	.000	0-0	.000	0-0	.000	0	0	0	0.0	1	0	0	0	0	0	0	0.0
Team											11	2	13				2					
Total.....		3	600		71-182	.390	26-67	.388	39-56	.696	50	75	125	41.7	50	0	42	43	7	17	207	69.0
Opponents.....		3	600		80-191	.419	18-55	.327	34-46	.739	40	70	110	36.7	50	-	45	35	14	18	212	70.7

TEAM STATISTICS	UK	OPP	Date	Opponent	Score	Att.
SCORING	207	212	11/16/17	at Montana	w 71-54	2808
Points per game	69.0	70.7	11/19/17	at Washington State	w 73-68	991
Scoring margin	-1.7	-	11/30/17	at Baylor	L 63-90	5356
FIELD GOALS-ATT	71-182	80-191	* - Conference game			
Field goal pct	.390	.419				
3 POINT FG-ATT	26-67	18-55				
3-point FG pct	.388	.327				
3-pt FG made per game	8.7	6.0				
FREE THROWS-ATT	39-56	34-46				
Free throw pct	.696	.739				
F-Throws made per game	13.0	11.3				
REBOUNDS	125	110				
Rebounds per game	41.7	36.7				
Rebounding margin	+5.0	-				
ASSISTS	42	45				
Assists per game	14.0	15.0				
TURNOVERS	43	35				
Turnovers per game	14.3	11.7				
Turnover margin	-2.7	-				
Assist/turnover ratio	1.0	1.3				
STEALS	17	18				
Steals per game	5.7	6.0				
BLOCKS	7	14				
Blocks per game	2.3	4.7				
ATTENDANCE	0	9155				
Home games-Avg/Game	0-0	3-3052				
Neutral site-Avg/Game	-	0-0				

Score by Periods	1st	2nd	3rd	4th	Totals
Kentucky	48	47	48	64	207
Opponents	50	62	46	54	212



Kentucky Women's Basketball
 Kentucky Season Schedule/Results & Leaders (as of Nov 30, 2017)
 All games



RECORD:	OVERALL	HOME	AWAY	NEUTRAL
ALL GAMES	6-1	4-0	2-1	0-0
CONFERENCE	0-0	0-0	0-0	0-0
NON-CONFERENCE	6-1	4-0	2-1	0-0

Date	Opponent	Score	Att.	High Points	High Rebounds
11/10/17	SACRAMENTO STATE	w 101-70	4313	(22)Murray, Taylor	(9)Harrison, Dorie
11/12/17	GARDNER-WEBB	w 72-34	4256	(11)Rice, Alyssa	(10)Morris, Maci
11/16/17	at Montana	w 71-54	2808	(18)Murray, Taylor	(12)Murray, Taylor
11/19/17	at Washington State	w 73-68	991	(20)Morris, Maci	(10)Cann, Makenzie
11/22/17	MOREHEAD STATE	w 86-53	4710	(19)Morris, Maci	(10)Cann, Makenzie
11/26/17	MARSHALL	w 69-39	4276	(19)Rice, Alyssa	(10)Rice, Alyssa
11/30/17	at Baylor	63-90 L	5356	(22)Morris, Maci	(7)Harrison, Dorie

* - Conference game

Attendance Summary	Games	Attend	Avg/Game
Home	4	17555	4389
Away	3	9155	3052
Neutral	0	0	0
Total	7	26710	3816



Kentucky Women's Basketball
 Kentucky Game-by-Game Highs (as of Nov 30, 2017)
 All games



Opponent	Date	Score	Points	Rebounds	Assists	Steals	Blocked shots
SACRAMENTO STATE	11/10/17	101-70	22-Murray, Taylor	9-Harrison, Dorie	3-Murray, Taylor Roper, Jaida Harrison, Dorie Roach, Kameron	2-McKinney, KeKe	1-Murray, Taylor Rice, Alyssa Roper, Jaida Harrison, Dorie Roach, Kameron
GARDNER-WEBB	11/12/17	72-34	11-Rice, Alyssa	10-Morris, Maci	4-Morris, Maci	1-Cann, Makenzie Murray, Taylor Morris, Maci	3-Morris, Maci
at Montana	11/16/17	71-54	18-Murray, Taylor	12-Murray, Taylor	3-Murray, Taylor Roper, Jaida	3-Murray, Taylor	1-Morris, Maci Rice, Alyssa
at Washington State	11/19/17	73-68	20-Morris, Maci	10-Cann, Makenzie	8-Murray, Taylor	4-Murray, Taylor	1-Rice, Alyssa Roper, Jaida
MOREHEAD STATE	11/22/17	86-53	19-Morris, Maci	10-Cann, Makenzie	6-Murray, Taylor	3-Morris, Maci	3-McKinney, KeKe
MARSHALL	11/26/17	69-39	19-Rice, Alyssa	10-Rice, Alyssa	5-Roper, Jaida	2-Morris, Maci	2-Rice, Alyssa Roper, Jaida
at Baylor	11/30/17	63-90	22-Morris, Maci	7-Harrison, Dorie	5-Murray, Taylor	1-Roper, Jaida Murray, Taylor	1-Harrison, Dorie Rice, Alyssa Cann, Makenzie



Kentucky Women's Basketball
 Kentucky Team Game-by-Game (as of Nov 30, 2017)
 All games



TEAM STATISTICS

Opponent	Date	Score	W/L	Total		3-Pointers		Free throws		Rebounds				pf	a	t/o	blk	stl	pts	avg
				fg-fga	pct	3fg-fga	pct	ft-fta	pct	off	def	tot	avg							
SACRAMENTO STATE	11/10/17	101-70	W	35-70	.500	9-20	.450	22-28	.786	14	28	42	42.0	16	18	11	5	6	101	101.0
GARDNER-WEBB	11/12/17	72-34	W	31-73	.425	4-18	.222	6-8	.750	17	36	53	47.5	14	14	7	6	3	72	86.5
at Montana	11/16/17	71-54	W	25-58	.431	8-26	.308	13-15	.867	12	29	41	45.3	23	14	11	2	7	71	81.3
at Washington State	11/19/17	73-68	W	27-65	.415	7-22	.318	12-15	.800	21	27	48	46.0	12	17	17	2	8	73	79.2
MOREHEAD STATE	11/22/17	86-53	W	31-55	.564	10-17	.588	14-22	.636	10	30	40	44.8	22	25	14	6	8	86	80.6
MARSHALL	11/26/17	69-39	W	26-63	.413	7-15	.467	10-16	.625	20	27	47	45.2	9	17	11	5	6	69	78.7
at Baylor	11/30/17	63-90	L	19-59	.322	11-19	.579	14-26	.538	17	19	36	43.9	15	11	15	3	2	63	76.4
Kentucky		535		194-443	.438	56-137	.409	91-130	.700	111	196	307	43.9	111	116	86	29	40	535	76.4
Opponents		408		152-431	.353	32-122	.262	72-102	.706	86	153	239	34.1	120	80	98	30	37	408	58.3

Games played: 7
 Points/game: 76.4
 FG Pct: 43.8
 3FG Pct: 40.9
 FT Pct: 70.0

Rebounds/game: 43.9
 Assists/game: 16.6
 Turnovers/game: 12.3
 Assist/turnover ratio: 1.3
 Steals/game: 5.7
 Blocks/game: 4.1