



Vanderbilt (8-13, 2-6) vs. #21/22 Kentucky (16-5, 5-3)
Lexington, Ky. - Rupp Arena - 8 p.m. CT

TV: ESPN

TV Talent: Joe Tessitore (pxp), Sean Farnham (analyst), Laura Rutledge (sidelines)

Radio: Vanderbilt Radio Network from IMG College, vucommidores.com

Radio Talent: Joe Fisher (pxp), Tim Thompson (analyst)

Satellite Radio: Sirius 137, XM 380

Live Stats: vucommidores.com

Twitter Updates: @VandyMBB

Vanderbilt Athletic Communications

2601 Jess Neely Drive, Nashville, TN 37212

phone: 615-322-4121

www.vucommidores.com

VANDERBILT SCHEDULE/RESULTS

NOVEMBER

Date	VU	Opp	Opponent	Time/Result	TV/Rec.
Nov. 10	-	-	Austin Peay#	W, 73-54	1-0
Nov. 13	-	-	Belmont	L, 60-69	1-1
Nov. 17	-	-	UNC Asheville#	W, 79-76	2-1
Nov. 19	-	10/10	USC	L, 89-93 OT	2-2
Nov. 23	-	RW/25	Virginia	L, 42-68	2-3
Nov. 24	-	20/20	Seton Hall	L, 59-72	2-4

NIT Season Tip-Off, Brooklyn, N.Y.

Nov. 28	-	-	Radford	W, 74-62	3-4
---------	---	---	---------	----------	-----

DECEMBER

Date	VU	Opp	Opponent	Time	TV/Rec.
Dec. 3	-	-	Kansas State	L, 79-84	3-5
Dec. 6	-	-	M. Tennessee	L, 63-66	3-6
Dec. 17	-	5/6	Arizona State	L, 64-76	3-7
Dec. 20	-	-	Houston Baptist	W, 81-48	4-7
Dec. 22	-	-	Alcorn State	W, 92-51	5-7
Dec. 30	-	-	Florida*	L, 74-81	5-8, 0-1

JANUARY

Date	VU	Opp	Opponent	Time	TV/Rec.
Jan. 2	-	-	Alabama*	W, 76-75	6-8, 1-1
Jan. 6	-	-	S. Carolina*	L, 60-71	6-9, 1-2
Jan. 9	-	24/23	Tennessee*	L, 84-92	6-10, 1-3
Jan. 13	-	21/20	Kentucky*	L, 67-74	6-11, 1-4
Jan. 16	-	-	Miss. State*	L, 62-80	6-12, 1-5
Jan. 20	-	-	LSU*	W, 77-71	7-12, 2-5
Jan. 23	-	22/21	Tennessee*	L, 62-67	7-13, 2-6
Jan. 27	-	RV/RV	TCU%	W, 81-78	8-13
Jan. 30	-	21/22	Kentucky*	8 p.m.	ESPN

FEBRUARY

Date	VU	Opp	Opponent	Time	TV/Rec.
Feb. 3	-	-	Auburn*	7:30 p.m.	SECN
Feb. 7	-	-	Georgia*	7:30 p.m.	SECN
Feb. 10	-	-	Arkansas*	7:30 p.m.	SECN
Feb. 14	-	-	Miss. State*	6 p.m.	SECN
Feb. 17	-	-	Florida*	3 p.m.	ESPN/ESPN2
Feb. 20	-	-	LSU*	8 p.m.	SECN
Feb. 24	-	-	Texas A&M*	3 p.m.	ESPN/2
Feb. 27	-	-	Missouri*	6 p.m.	ESPN/2

MARCH

Date	VU	Opp	Opponent	Time	TV/Rec.
Mar. 3	-	-	Ole Miss*	7:30 p.m.	SECN

ALL TIMES CENTRAL

RANKINGS: AP/ESPN *SEC GAME; #NIT Season Tip-Off, Nashville, Tenn.; %SEC/Big 12 Challenge;

GAME INFORMATION



2017-18 Record: 8-13, 2-6 SEC
Head Coach: Bryce Drew
Career Record: 151-78 (7)
VU Record: 27-29 (2)

2017-18 LEADERS

Points: Jeff Roberson (15.6)
Rebounds: Jeff Roberson (7.0)
Assists: Saben Lee (3.3)
Blocks: Djery Baptiste (1.2)

SERIES INFORMATION

Series Record: UK leads, 143-47.
Last Meeting: UK win, 74-67, on 1/13/18 in Nashville.
Record at Vanderbilt: UK leads 54-27.
Record at Kentucky: UK leads 84-15.
Record at Neutral Site: Tied at 5.
Coach Drew vs. Kentucky: Coach Drew is 0-3 against Kentucky.















2017-18 Record: 16-5, 5-3 SEC
Head Coach: John Calipari
Career Record: 668-196 (26)
Kentucky Record: 265-58 (9)

2017-18 LEADERS

Points: Kevin Knox (15.5)
Rebounds: Wenyen Gabriel (5.9)
Assists: S. Gilgeous-Alexander (4.4)
Blocks: Nick Richards (1.2)

QUICK HITTERS

- ★ The Commodores moved to 2-0 under head coach Bryce Drew in the SEC/Big 12 Challenge after defeating TCU, 81-78, Saturday afternoon at Memorial Gym. Seniors Riley LaChance and Jeff Roberson led the way for the Commodores, with LaChance scoring 24 points and Roberson 20 in the win. Freshman Saben Lee also added 11 points in the win.
- ★ LaChance has averaged 25.0 points per game in Vanderbilt's last three games. Roberson is averaging 20.3 points per game in that span.
- ★ Both LaChance (9 FG's made) and Roberson (8) have tied their career-highs in field goals made in the last two games.
- ★ Senior guard Matthew Fisher-Davis will miss the rest of the season because of a shoulder injury he suffered against Kentucky on January 13.
- ★ LaChance moved up to 25th on Vanderbilt's all-time scoring list, surpassing Will Perdue (1984-88, 1,281, 26th) and Jeff Turner (1981-84, 1,271, 27th). Roberson is 36th on the list with 1,158 points.
- ★ Jeff Roberson is the team's leading scorer and rebounder in all games, averaging 15.6 points and 7.0 rebounds per game. Roberson is second in the SEC in double doubles, sixth in the SEC in all games in rebounding (7.0), fourth in free throw percentage (.861), seventh in defensive rebounding (5.1), and 9th in scoring (15.6). In league games only, he is fifth in field goal percentage (.505).
- ★ LaChance is third in all games in the SEC in three-point field goal percentage (.427), and in league games only, he is seventh in assist-to-turnover ratio (2.1), ninth in threes made (2.1), and 10th in three-point field goal percentage (.395).
- ★ Roberson eclipsed the 1,000-point barrier in his career with his 21-point game against Alcorn State. He joins two other 1,000-point scorers on this year's roster - Riley LaChance and Matthew Fisher-Davis. There has been only one other class of Vanderbilt players to have three 1,000-point scorers - the vaunted "F Troop" - Butch Feher, Joe Ford, and Jeff Fosnes in 1976.
- ★ Vanderbilt is 94-234 all-time against AP Top 25 opponents and 20-139 in road contests.
- ★ LaChance and Fisher-Davis are second and third among current players in SEC in scoring. Georgia's Yante Maten is the conference's current career leader. Roberson is sixth in the SEC in career points.
- ★ LaChance, who has 379 career assists, is now 9th on Vanderbilt's all-time assist list after surpassing Al McKinney against Florida (351 career assists). Drew Maddux is eighth on the list with 394 assists.
- ★ The Commodores have used 11 different starting lineups this season, with their 11th coming against TCU (Lee, LaChance, Evans, Roberson, Obinna).
- ★ The Commodores have already played seven games this season against a ranked opponent - USC (#10/#10), Virginia (RV/#25), Seton Hall (#20/#20), Arizona State (#5/#6), Tennessee (#24/#23; #22/#21), and Kentucky (#21/#20) the most in the SEC. The four ranked non-conference opponents is the most by a Commodore team since 1988, when Vanderbilt also played four (11/22 - #2 Michigan, L, 66-91; 11/27 - #16 Ohio State, L, 82-97; 11/30 - #13 Louisville, W, 65-62; 12/7 - #8 North Carolina, L, 77-89). The Commodores are looking for their first win over a ranked opponent this season.
- ★ This season's non-conference schedule features eight games against teams who played in the postseason a year ago. Five opponents, USC, Seton Hall, Virginia, Kansas State, and Middle Tennessee, all played in the 2017 NCAA Tournament, with NIT participant Belmont, 2017 NIT Champion TCU, and CollegenInsider.com Tournament team UNC Asheville also on the challenging slate. KenPom.com has Vanderbilt's strength of schedule at 3 as of January 29.
- ★ Commodore head coach Bryce Drew, now in his second season, led the Commodores to the NCAA Tournament in his first season in Nashville, marking the first time in the history of the program a first-year Vanderbilt coach led his team to the tournament. Overall, the Commodores made their 15th appearance in the NCAA Tournament and their first back-to-back appearances since making three consecutive tournaments from 2010-12.

0		<p>SABEN LEE G ★ 6-2 ★ 174 ★ Fr. ★ Phoenix, Ariz.</p> <table border="1"> <thead> <tr> <th>PPG</th> <th>RPG</th> <th>APG</th> <th>SPG</th> <th>BPG</th> <th>MPG</th> </tr> </thead> <tbody> <tr> <td>10.5</td> <td>2.6</td> <td>3.3</td> <td>1.2</td> <td>0.4</td> <td>25.4</td> </tr> </tbody> </table>	PPG	RPG	APG	SPG	BPG	MPG	10.5	2.6	3.3	1.2	0.4	25.4	<p>NOTES: 6'2 guard from Phoenix, Ariz...Made 17 starts so far in 2017-18...Scored a career-high 24 points at Arizona State...Scored in double figures 11 times this year, and six of eight league games...Son of former FSU/NFL great Amp Lee.</p>	<p>CAREER HIGHS Pts. - 24, vs. Ariz. St. (12/17/17) Rebs. - 8, at Belmont (11/13/17) Ast. - 7, vs. Austin Peay (11/10/17) Min. - 38, vs. Ariz. St. (12/17/17)</p>
PPG	RPG	APG	SPG	BPG	MPG											
10.5	2.6	3.3	1.2	0.4	25.4											
1		<p>PAYTON WILLIS G ★ 6-4 ★ 182 ★ So. ★ Fayetteville, Ark.</p> <table border="1"> <thead> <tr> <th>PPG</th> <th>RPG</th> <th>APG</th> <th>SPG</th> <th>BPG</th> <th>MPG</th> </tr> </thead> <tbody> <tr> <td>4.7</td> <td>1.7</td> <td>1.4</td> <td>0.5</td> <td>0.1</td> <td>17.2</td> </tr> </tbody> </table>	PPG	RPG	APG	SPG	BPG	MPG	4.7	1.7	1.4	0.5	0.1	17.2	<p>NOTES: Made 3rd start of season at Tennessee... Scored season-high 10 points and dished out 4 assists in 28 minutes of action at Florida in SEC opener...Played career-high 35 minutes vs. LSU...3rd Commodore from Arkansas and 1st since Ralph Childs (1955-56).</p>	<p>CAREER HIGHS Pts. - 17, vs. Butler (11/24/16) Rebs. - 5, 2x, last vs. MT (12/6/17) Ast. - 8, vs. Santa Clara (11/25/16) Min. - 35, vs. LSU (1/20/18)</p>
PPG	RPG	APG	SPG	BPG	MPG											
4.7	1.7	1.4	0.5	0.1	17.2											
2		<p>JOE TOYE G/F ★ 6-7 ★ 206 ★ Jr. ★ Chicago, Ill.</p> <table border="1"> <thead> <tr> <th>PPG</th> <th>RPG</th> <th>APG</th> <th>SPG</th> <th>BPG</th> <th>MPG</th> </tr> </thead> <tbody> <tr> <td>4.5</td> <td>1.9</td> <td>0.7</td> <td>0.2</td> <td>0.4</td> <td>17.0</td> </tr> </tbody> </table>	PPG	RPG	APG	SPG	BPG	MPG	4.5	1.9	0.7	0.2	0.4	17.0	<p>NOTES: Scored a season-high 14 points against Arizona State...Made nine starts this season...Played in all 33 games in 2016-17 and started the last 11...Set new career high with 18 points vs. TAMU in 2017 SEC Tournament; made career-best five threes.</p>	<p>CAREER HIGHS Pts. - 18, vs. TAMU (3/9/17) Rebs. - 6, 2x, last at TAMU (1/31/17) Ast. - 4, at Arkansas (2/7/17) Min. - 38, vs. Florida (3/10/17)</p>
PPG	RPG	APG	SPG	BPG	MPG											
4.5	1.9	0.7	0.2	0.4	17.0											
3		<p>LARRY AUSTIN, JR. G ★ 6-2 ★ 182 ★ Jr. ★ Springfield, Ill.</p> <table border="1"> <thead> <tr> <th>PPG</th> <th>RPG</th> <th>APG</th> <th>SPG</th> <th>BPG</th> <th>MPG</th> </tr> </thead> <tbody> <tr> <td>3.0</td> <td>1.7</td> <td>1.4</td> <td>0.3</td> <td>0.0</td> <td>14.0</td> </tr> </tbody> </table>	PPG	RPG	APG	SPG	BPG	MPG	3.0	1.7	1.4	0.3	0.0	14.0	<p>NOTES: Sat out last year after transferring from Xavier University... Scored career-high 13 points and dished out career-best 6 assists vs. USC...Also played a career-high 32 minutes vs. USC...Played 60 games with the Musketeers from 2014-16.</p>	<p>CAREER HIGHS Pts. - 13, vs. USC (11/19/17) Rebs. - 6, vs. Wright St. (12/8/15) Ast. - 6, vs. USC (11/19/17) Min. - 32, vs. USC (11/19/17)</p>
PPG	RPG	APG	SPG	BPG	MPG											
3.0	1.7	1.4	0.3	0.0	14.0											
5		<p>MATTHEW FISHER-DAVIS G ★ 6-5 ★ 186 ★ Sr. ★ Charlotte, N.C.</p> <table border="1"> <thead> <tr> <th>PPG</th> <th>RPG</th> <th>APG</th> <th>SPG</th> <th>BPG</th> <th>MPG</th> </tr> </thead> <tbody> <tr> <td>11.9</td> <td>5.1</td> <td>1.3</td> <td>1.2</td> <td>0.6</td> <td>27.7</td> </tr> </tbody> </table>	PPG	RPG	APG	SPG	BPG	MPG	11.9	5.1	1.3	1.2	0.6	27.7	<p>NOTES: Will miss rest of season with injured right shoulder...Scored season-high 31 points against USC; also tied career high with 11 rebounds... Made 269 career three pointers, 6th all-time at VU...30th on VU's all-time scoring list with 1,219 points.</p>	<p>CAREER HIGHS Pts. - 33, vs. Auburn (1/4/17) Rebs. - 11, 2x, last vs. USC (11/19/17) Ast. - 5, at Ole Miss (3/7/15) Min. - 41, at Arkansas (1/5/16)</p>
PPG	RPG	APG	SPG	BPG	MPG											
11.9	5.1	1.3	1.2	0.6	27.7											
10		<p>MAXWELL EVANS G ★ 6-2 ★ 186 ★ Fr. ★ Houston, Texas</p> <table border="1"> <thead> <tr> <th>PPG</th> <th>RPG</th> <th>APG</th> <th>SPG</th> <th>BPG</th> <th>MPG</th> </tr> </thead> <tbody> <tr> <td>3.0</td> <td>1.3</td> <td>0.4</td> <td>0.3</td> <td>0.0</td> <td>11.2</td> </tr> </tbody> </table>	PPG	RPG	APG	SPG	BPG	MPG	3.0	1.3	0.4	0.3	0.0	11.2	<p>NOTES: Made 5th start of career vs. TCU...Scored 9 points in career-high 24 minutes vs. Alabama...Tallied career-high 14 points vs. Houston Baptist...Averaged 32.7 points, 7.1 rebounds, 6.5 assists, 3.2 steals, and 2.0 blocks as a senior at Bellaire HS.</p>	<p>CAREER HIGHS Pts. - 14, vs. Hou. Baptist (12/20/17) Rebs. - 4, at S.C. (1/6/18) Ast. - 2, vs. UNCA (11/17/17) Min. - 24, vs. Alabama (1/2/18)</p>
PPG	RPG	APG	SPG	BPG	MPG											
3.0	1.3	0.4	0.3	0.0	11.2											
11		<p>JEFF ROBERSON F ★ 6-6 ★ 220 ★ Sr. ★ Houston, Texas</p> <table border="1"> <thead> <tr> <th>PPG</th> <th>RPG</th> <th>APG</th> <th>SPG</th> <th>BPG</th> <th>MPG</th> </tr> </thead> <tbody> <tr> <td>15.6</td> <td>7.0</td> <td>1.2</td> <td>0.7</td> <td>0.3</td> <td>32.8</td> </tr> </tbody> </table>	PPG	RPG	APG	SPG	BPG	MPG	15.6	7.0	1.2	0.7	0.3	32.8	<p>NOTES: Has six double-doubles on the season...Team's leading scorer and rebounder...2nd in SEC in double-doubles, 9th in SEC in scoring, 6th in rebounding, 4th in FT%...Scored in double figures in 61 games in his career...Scored 20+ points in four of last five games.</p>	<p>CAREER HIGHS Pts. - 23, vs. Miss. St. (2/25/17) Rebs. - 16, vs. Minnesota (12/3/16) Ast. - 6, vs. Iowa State (1/28/17) Min. - 42, vs. USC (11/19/17)</p>
PPG	RPG	APG	SPG	BPG	MPG											
15.6	7.0	1.2	0.7	0.3	32.8											
12		<p>DJERY BAPTISTE C ★ 6-10 ★ 235 ★ R-So. ★ Gonaives, Haiti</p> <table border="1"> <thead> <tr> <th>PPG</th> <th>RPG</th> <th>APG</th> <th>SPG</th> <th>BPG</th> <th>MPG</th> </tr> </thead> <tbody> <tr> <td>4.0</td> <td>4.5</td> <td>0.2</td> <td>0.3</td> <td>1.2</td> <td>18.5</td> </tr> </tbody> </table>	PPG	RPG	APG	SPG	BPG	MPG	4.0	4.5	0.2	0.3	1.2	18.5	<p>NOTES: Made 10th start of the season at Tennessee... Tallied career highs in points (13), field goals made (5), and minutes played (25) vs. UNC Asheville...Grabbed career-high 9 rebounds vs. Kansas State...Speaks four languages.</p>	<p>CAREER HIGHS Pts. - 13, vs. UNCA (11/17/17) Rebs. - 9, at Kansas St. (12/3/17) Ast. - 1, at Dayton (12/21/16) Min. - 34, vs. USC (11/19/17)</p>
PPG	RPG	APG	SPG	BPG	MPG											
4.0	4.5	0.2	0.3	1.2	18.5											
13		<p>RILEY LACHANCE G ★ 6-2 ★ 185 ★ Sr. ★ Brookfield, Wis.</p> <table border="1"> <thead> <tr> <th>PPG</th> <th>RPG</th> <th>APG</th> <th>SPG</th> <th>BPG</th> <th>MPG</th> </tr> </thead> <tbody> <tr> <td>12.7</td> <td>3.2</td> <td>2.8</td> <td>0.3</td> <td>0.0</td> <td>29.6</td> </tr> </tbody> </table>	PPG	RPG	APG	SPG	BPG	MPG	12.7	3.2	2.8	0.3	0.0	29.6	<p>NOTES: Averaged 25.0 ppg in last 3 games...Tallied a career-high 27 points against Radford...Scored in double figures in 68 career games...3rd in SEC in 3FG%... Shot 48.6% last year, 3rd-best 3FG% season in VU history...25th on VU's all-time scoring list with 1,292 pts.</p>	<p>CAREER HIGHS Pts. - 27, vs. Radford (11/28/17) Rebs. - 9, vs. Missouri (2/21/15) Ast. - 8, at Ole Miss (3/7/15) Min. - 42, 2x, last vs. Tenn. (2/11/15)</p>
PPG	RPG	APG	SPG	BPG	MPG											
12.7	3.2	2.8	0.3	0.0	29.6											
14		<p>ISAIAH RICE G ★ 5-11 ★ 189 ★ Fr. ★ Indianapolis, Ind.</p> <table border="1"> <thead> <tr> <th>PPG</th> <th>RPG</th> <th>APG</th> <th>SPG</th> <th>BPG</th> <th>MPG</th> </tr> </thead> <tbody> <tr> <td>0.5</td> <td>0.0</td> <td>0.0</td> <td>0.0</td> <td>0.0</td> <td>3.0</td> </tr> </tbody> </table>	PPG	RPG	APG	SPG	BPG	MPG	0.5	0.0	0.0	0.0	0.0	3.0	<p>NOTES: Came to Vanderbilt as a walk on after playing at Park Tudor High School in Indianapolis, Ind... Two-year captain who averaged 15.0 points, 3.0 assists, 2.0 rebounds, and 1.0 steals per game in his senior season...Scored first point of his career vs. Alcorn State.</p>	<p>CAREER HIGHS Pts. - 1, vs. Alcorn St. (12/22/17) Rebs. - Ast. - Min. - 1, vs. Hou. Baptist (12/20/17)</p>
PPG	RPG	APG	SPG	BPG	MPG											
0.5	0.0	0.0	0.0	0.0	3.0											
15		<p>CLEVON BROWN F ★ 6-8 ★ 233 ★ So. ★ San Antonio, Texas</p> <table border="1"> <thead> <tr> <th>PPG</th> <th>RPG</th> <th>APG</th> <th>SPG</th> <th>BPG</th> <th>MPG</th> </tr> </thead> <tbody> <tr> <td>3.8</td> <td>2.9</td> <td>0.2</td> <td>0.3</td> <td>0.9</td> <td>14.4</td> </tr> </tbody> </table>	PPG	RPG	APG	SPG	BPG	MPG	3.8	2.9	0.2	0.3	0.9	14.4	<p>NOTES: Made third start of his career at South Carolina...Had 6 points and 3 rebounds vs. Tennessee... Scored a career-high 13 points in win over Austin Peay... Ranked as the 9th-best player in the state of Texas out of HS...Made first career start against Seton Hall.</p>	<p>CAREER HIGHS Pts. - 13, vs. Austin Peay (11/10/17) Rebs. - 6, 2x, last at UF (12/30/17) Ast. - 1, 3x, last vs. MT (12/6/17) Min. - 26, vs. TCU (1/27/18)</p>
PPG	RPG	APG	SPG	BPG	MPG											
3.8	2.9	0.2	0.3	0.9	14.4											
50		<p>EJIKE OBINNA F/C ★ 6-10 ★ 234 ★ Fr. ★ Enugu, Nigeria</p> <table border="1"> <thead> <tr> <th>PPG</th> <th>RPG</th> <th>APG</th> <th>SPG</th> <th>BPG</th> <th>MPG</th> </tr> </thead> <tbody> <tr> <td>3.1</td> <td>2.5</td> <td>0.0</td> <td>0.0</td> <td>0.1</td> <td>9.6</td> </tr> </tbody> </table>	PPG	RPG	APG	SPG	BPG	MPG	3.1	2.5	0.0	0.0	0.1	9.6	<p>NOTES: 6'10 center originally from Enugu, Nigeria, who attended the Virginia Academy in Ashburn, Va... was a 4-star prospect by ESPN.com and Rivals.com... Made five starts this season...Scored career-high 14 points at Miss. State in 22 minutes of action.</p>	<p>CAREER HIGHS Pts. - 14, at Miss. State (1/16/18) Rebs. - 7, vs. Virginia (11/23/17) Ast. - Min. - 22, at Miss. State (1/16/18)</p>
PPG	RPG	APG	SPG	BPG	MPG											
3.1	2.5	0.0	0.0	0.1	9.6											

IBAS

HENRY
GENE
MOE
CLARENCE

1,632
WINS

SUTTONS

EDDIE
SCOTT
SEAN

1,173
WINS

DREWS

HOMER
SCOTT
BRYCE

1,099
WINS

**ALL-TIME
WINNINGEST COLLEGIATE
COACHING FAMILIES**

The Drew family is now third on the all-time winningest collegiate coaching family in college basketball history with 1,099 wins.

Homer Drew - 640
(Bethel College - 252; IU-South Bend - 17; Valparaiso - 371)

Scott Drew - 308
(Valparaiso - 20; Baylor - 288)

Bryce Drew - 151
(Valparaiso - 124; Vanderbilt -26)

ABOUT KENTUCKY

QUICK FACTS

LocationLexington, Ky.
Founded 1865
Conference..... SEC
Enrollment.....28,098
Nickname.....Wildcats
Colors.....Blue and White
Home Arena Rupp Arena (23,000)
President..... Eli Capilouto
Athletics Director..... Mitch Barnhart
Basketball Staff
Head Coach..... John Calipari
Record Overall 668-196 (26)
UK Record: 265-58 (9)
Assistant Coaches Tony Barbee, Kenny Payne,
 Joel Justus

- ★ Kentucky enters the game with a 16-5 overall record and a 3-2 mark in SEC play.
- ★ Kevin Knox leads the Wildcats in scoring, averaging 15.5 points per game. Hamidou Diallo (12.7), Shai Gilgeous-Alexander (11.8), and P.J. Washington (10.8) also average double figures.
- ★ This will be the 191st meeting between the two schools, with Kentucky holding a 143-47 advantage in the series. The Wildcats are 84-15 all-time against the Commodores in Lexington, and 38-2 against Vanderbilt at Rupp Arena. Vanderbilt's only wins came at Rupp came in 2006 and 2007.
- ★ Vanderbilt is 15-86 all-time against a ranked Kentucky team and 1-50 against ranked Wildcat teams in Lexington. The only win came at Rupp Arena on January 20, 2007 (#25 Kentucky, W, 72-67).

A COMMODORE WIN WOULD...

- ★ Be Vanderbilt's ninth win of the year and first on the road.
- ★ Be the Commodores third ever win at Rupp Arena and the first since winning consecutive games in Lexington in 2006 and 2007.
- ★ Be the first win over a ranked opponent in nine tries.

STAT COMPARISON

	VU		UK	
	All	SEC	All	SEC
Record	8-13	2-6	16-5	5-3
Scoring Offense	71.3	70.2	77.3	70.4
Scoring Defense	71.8	76.4	66.9	69.4
Scoring Margin	-0.5	-6.1	+7.5	+1.0
FG%	.427	.436	.477	.452
FG% Defense	.447	.469	.402	.407
3FG%	.324	.317	.350	.306
3FG% Defense	.331	.378	.402	.231
Free Throw %	.731	.710	.689	.671
Rebounding	34.6	32.2	39.3	36.9
Rebounding Margin	+0.2	-2.6	+5.5	+2.5
Turnovers/game	11.7	10.8	14.2	13.3
Opponent Turnovers	10.2	8.9	12.1	10.5
Steals	4.9	4.0	6.0	5.6
Blocks	3.6	3.5	5.4	4.5

VU Staff Can Score

The Vanderbilt men's basketball staff has combined to score a total of 5,486 collegiate points, with head coach Bryce Drew leading the way with 2,142 points. Here's a breakdown of the staff's scoring totals.

Head Coach Bryce Drew, Valparaiso	2,142
Asst. Coach Casey Shaw, Toledo	1,562
Assoc. Head Coach Roger Powell, Jr., Illinois	1,178
Asst. Coach Jake Diebler, Valparaiso	586
Total	5,468

Memorial Gym = 1,000

The matchup with Texas A&M last season on February 16 was the 1,000th game of record played in Memorial Gym, the SEC's oldest basketball facility that opened in the 1952-53 season.

The Commodores have a 791-225 record at the facility, a winning percentage of .779.

SEC Three-Point Leaders

Of the top 20 season 3 pt FG %'s in SEC history, Vanderbilt has 5 of them.

4. Billy McCaffrey (51.2%, 1993)
 7. Barry Booker (50.0%, 1987)
 - T9. Riley LaChance (48.6%)
 12. John Jenkins (48.3%, 2010)
 16. Shan Foster (46.9%, 2008).
- On the top 20 SEC career 3-point % list with at least 300 attempts, Vanderbilt has six guys.
2. Booker 46%
 3. McCaffrey 44.6%
 8. Scott Draud 43.8%
 8. Jenkins 43.8%
 14. Dan Cage 42.6%
 19. Foster 42.1%

Career and Single-Season Lists

Matthew Fisher-Davis is sixth in 3's made in a career with 269 and Riley LaChance is tied for ninth (226) with Drew Maddux (1994-98). LaChance's 48.6% from three clip in 2016-17 was Vanderbilt's 3rd-best all-time.

Roberson Double Doubles

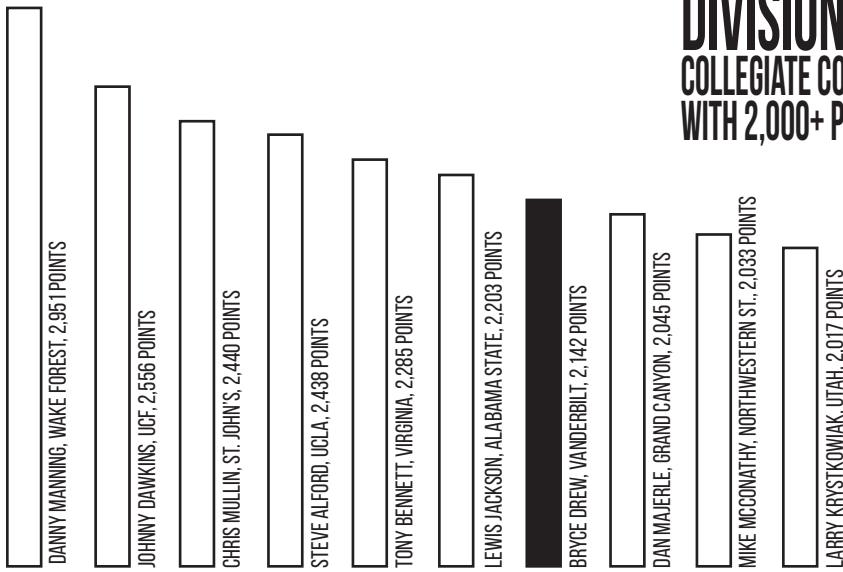
Jeff Roberson has six double doubles on the season, the most in a season by a Commodore since Damian Jones had seven in the 2015-16 season. Seven is the most by a Commodore since Will Perdue had 10 in his junior season (1986-87) and 16 in his senior season (1987-88).

SEC Strength of Schedule

Entering league play, here's a look at KenPom's strength of schedule among league teams (1/29).

1. Tennessee	1	8. Missouri	20
2. Vanderbilt	3	9. Arkansas	23
3. Texas A&M	5	10. S. Carolina	25
4. Kentucky	9	11. Ole Miss	28
5. Florida	11	12. LSU	52
6. Alabama	16	13. Auburn	63
7. Georgia	19	14. Miss. St.	135

DIVISION I COLLEGIATE COACHES WITH 2,000+ POINTS



CONSENSUS TOP 10 2018 RECRUITING CLASS

Head coach Bryce Drew and his staff have assembled quite the recruiting class for 2018, with the Commodores receiving commitments from two five-star players, Darius Garland and Simi Shittu, and four-star wing player Aaron Nesmith. Most recruiting services have Vanderbilt in the top 10 nationally for their 2018 class. The Commodores, who had only signed one five-star player in the history of the program (John Jenkins, November of 2008), signed Garland and Shittu within a nine-day span. Garland and Shittu were named to the McDonald's All-American Teams on January 16, 2018, Vanderbilt's first ever selections.



- ★ Attends Brentwood Academy in Brentwood, Tenn.
- ★ Five-star prospect - McDonald's All-American
- ★ Ranked as the second-best point guard in the 2018 class by most recruiting services.
- ★ Rated the 10th-best prospect in 2018 class by 247sports.com, 11th by ESPN.com and 15th-best prospect by Rivals.com.
- ★ A two-time Mr. Basketball for the state of Tennessee, Garland averaged 23.4 points, 3.9 rebounds and 2.1 steals as a junior at Brentwood Academy, where he helped lead the Eagles to a 30-2 record. -



- ★ Plays at Porter-Gaud High School in Charleston, S.C
- ★ Four-star prospect by most recruiting services
- ★ One of nation's top shooters in class of 2018
- ★ Averaged 19.1 points per game as a junior and led his Cyclone team to two South Carolina Independent School Association state titles as a sophomore and a junior.
- ★ Named the Charleston Post and Courier's Lowcountry player of the year on two different occasions.



- ★ Attends the Vermont Academy but hails from Burlington, Ontario, Canada.
- ★ Five-Star Prospect - McDonald's All-American
- ★ 6th-ranked player in 2018 class by ESPN.com, 8th-ranked player by 247Sports.com and Rivals.com
- ★ This summer, he was named the MVP of the NBPA Top 100 camp with 18.1 points and 7.7 rebounds per game, leading the camp in both categories.

Commodores in 85th SEC Season

Vanderbilt is in its 85th SEC season and is a charter member of the league. All time against current members of the conference, Vanderbilt is 711-699.

1,020

Vanderbilt has made a 3-pointer in 1,020 consecutive games, a streak which began at the inception of the 3-point line in 1986-87. The Commodores rank third only to UNLV and Kentucky for the longest streak in Division I basketball. Vanderbilt, UNLV and Princeton are the only three schools in college basketball to have made at least one 3-pointer in every game played since the 3-point line was implemented.

NBA Commodores

Vanderbilt was one of only three schools (Kentucky, Washington) with two first-round selections in the 2016 NBA Draft when Wade Baldwin IV was drafted 17th by the Memphis Grizzlies and Damian Jones was selected 30th by the Golden State Warriors. Baldwin IV and Jones became the sixth and seventh first-round picks, respectively, in the history of the program, joining Will Perdue in 1988 (11th, Chicago), Jeff Turner in 1984 (7th, New Jersey), Clyde Lee in 1966 (3rd, San Francisco), and John Jenkins (23rd, Atlanta), and Festus Ezeli (30th, Golden State) in 2012. The Commodores have had five NBA Draft selections since 2012.

VU Career 3's Made

PLAYER, YEARS	3FGM	3FGA	PCT.
1. Shan Foster, 2005-08	367	872	.421
2. John Jenkins, 2010-12	306	699	.438
3. Ronnie McMahan, 1992-95	296	774	.382
4. Scott Draud, 1987-88, 90-91	288	657	.438
5. Frank Seckar, 1993-96	278	675	.419
6. M. Fisher-Davis, 2015-	269	685	.393
7. Barry Booker, 1986-89	246	535	.460
8. Sam Howard, 1998-2002	238	653	.364
9. Drew Maddux, 1994-98	226	641	.353
9. Riley LaChance, 2015-	226	546	.414


10 or more threes

The Commodores made 10 or more threes for the eighth time in 2017-18 against TCU on Jan. 27. In 2016-17, Vanderbilt made 10 or more threes in 18 games in 2016-17 and were 14-4 in those games.

VU All-Time Scoring List

22. Frank Seckar, 1993-96	1,317
23. Damian Jones, 2013-16	1,313
24. Barry Booker, 1986-89	1,310
25. Riley LaChance, 2015-	1,292
26. Will Perdue, 1984-88	1,281
27. Jeff Turner, 1981-84	1,271
28. Jermaine Beal, 2006-10	1,253
29. Brad Tinsley, 2009-12	1,252
30. Matthew Fisher-Davis, 2015-	1,219
31. Thorpe Weber, 1969-71	1,209
32. Al Rochelle, 1954-57	1,206
33. Jim Henry, 1956-59	1,198
34. Joe Ford, 1973-76	1,193
35. Billy Joe Adcock, 1947-50	1,190
36. Jeff Roberson, 2015-	1,158

HEAD COACH BRYCE DREW



THE DREW FILE

High School: Valparaiso (Ind.), '94
College: Bachelor of Arts In Sports Management, Valparaiso, '98
Family: Wife, Tara, son Bryson (3)



DREW THROUGH THE YEARS

Year	School	Position	W-L	Conf.	Postseason
2018	Vanderbilt	Head Coach	8-13	2-6	-
2017	Vanderbilt	Head Coach	19-16	10-8	NCAA First Round
2016	Valparaiso	Head Coach	30-7	16-2	NIT Finals
2015	Valparaiso	Head Coach	28-6	13-3	NCAA Second Round
2014	Valparaiso	Head Coach	18-16	9-7	CollegelInsider.com First Round
2013	Valparaiso	Head Coach	26-8	13-3	NCAA Second Round
2012	Valparaiso	Head Coach	22-12	14-4	NIT First Round
2011	Valparaiso	Assistant Coach	23-12	12-6	CollegelInsider.com First Round
2010	Valparaiso	Assistant Coach	15-17	10-8	-
2009	Valparaiso	Assistant Coach	9-22	5-13	-
2008	Valparaiso	Assistant Coach	22-14	9-9	College Basketball Invite 2nd Rd.
2007	Valparaiso	Assistant Coach	16-15	9-5	-
2006	Valparaiso	Assistant Coach	17-12	8-8	-
2005	Valencia (Spain)	Player	38-14		Champions League Second Round
2004	New Orleans (NBA)	Player	41-41		East 1st round
2003	New Orleans (NBA)	Player	47-35		East 1st round
2002	Charlotte (NBA)	Player	44-38		East Semifinals
2001	Chicago (NBA)	Player	15-67		-
2000	Houston (NBA)	Player	34-48		-
1999	Houston (NBA)	Player	31-19		West 1st round
1998	Valparaiso	Player	23-10	13-3	NCAA Regional Semifinals
1997	Valparaiso	Player	24-7	13-3	NCAA First Round
1996	Valparaiso	Player	22-10	13-5	NCAA First Round
1995	Valparaiso	Player	20-8	14-4	-
Head Coach Totals			151-78	77-33	
Totals at Vanderbilt (Head Coach)			27-29	12-14	
Totals at Valparaiso (Head Coach)			124-49	65-19	
Totals at Valparaiso (Assistant)			102-92	53-49	
Totals at Valparaiso (playing)			89-35	53-15	
Totals as NBA Player			212-248		

3	Three-time Conference Coach of the Year
25	Averaged 25 wins a year in five years at Valparaiso
27	27th coach in Vanderbilt basketball history, and ninth of the modern era.
5	Postseason appearances as a head coach, including three in the NCAA Tournament and two in the NIT.
16	Coached 16 All-Conference honorees.
30	Won 30 games with Valparaiso in 2015-16.
2,142	Career points scored at Valparaiso - the 2nd most in the program's history. He is also the program's leader in 3-pointers made (364) and assists (626).
2	Two-time NABC District 12 Coach of the Year
6	Played six seasons in the NBA... Two with Houston, one with Chicago, and three with Charlotte/New Orleans
1,000	Scored over 1,000 points in his NBA career.
12	Played alongside 12 NBA All-Stars
3	Played with three players named among the Top 50 NBA Players of All Time - Charles Barkley, Hakeem Olajuwon, and Scottie Pippin
18	Has won 18 or more games each season as a head coach.

**VANDERBILT
ATHLETIC COMMUNICATIONS**

INTERVIEW POLICY

Vanderbilt head coach Bryce Drew and selected Vanderbilt players will be available to the media before practice on a weekly basis during the non-conference season, and bi-weekly during the SEC season.

The times for those media sessions will be emailed to media members in advance of those pre-practice interviews.

Media may photograph the first 20 minutes of practice. All practices are closed to the public.

POSTGAME INTERVIEW POLICY

Vanderbilt head coach Bryce Drew will enter the Memorial Gym interview room after the NCAA-mandated 10-minute cooling off period, and after the visiting team makes an appearance in the interview room.

VUCOMMODORES.COM

The official website of Vanderbilt athletics, vucommo- dore.com, includes pregame notes, season statistics, videos of press conferences and meetings with the media, live stats, twitter feeds, and streaming audio and video of everything that is Commodore athletics.

@VANDYMBB

The official Twitter feed of Vanderbilt men's basketball, follow the latest information and get breaking news on Com- modore basketball.

VU QUICK FACTS

Location Nashville, Tenn.
Founded 1873
Conference Southeastern
Enrollment 6,738
Nickname Commodores
Colors Black and Gold
Home Arena Memorial Gymnasium (14,316)
Chancellor Nicholas Zeppos
Vice Chancellor David Williams II
Faculty Rep. Dr. Susan Wentz

Athletic Communications

Men's Basketball SID Andy Boggs
Media Relations Address 2601 Jess Neely Dr.
 Nashville, TN 37212
Office Phone (615) 343-1847
E-Mail Andy.Boggs@Vanderbilt.edu

INS AND OUTS

Career Games Played			
Player	Games	Starts	Cons. Starts
Riley LaChance	124	109	15
Jeff Roberson	122	105	15
Matthew Fisher-Davis	115	70	-
Joe Toye	85	22	-
Larry Austin, Jr.	74	3	-
Djery Baptiste	55	11	-
Payton Willis	54	15	-
Clevon Brown	53	3	-
Saben Lee	21	16	14
Maxwell Evans	17	5	1
Ejike Obinna	12	5	1
Isaiah Rice	2	-	-

Double-Digit Scoring Games			
Player	Career (Record)	'17-18	Cons.
Riley LaChance	70 (47-23)	13 (8-5)	3 (2-1)
M. Fisher-Davis	61 (36-25)	10 (4-6)	-
Jeff Roberson	60 (36-24)	18 (9-9)	6 (2-4)
Joe Toye	14 (6-8)	2 (0-2)	-
Saben Lee	11 (4-7)	11 (4-7)	1 (1-0)
Payton Willis	6 (4-2)	1 (0-1)	-
Djery Baptiste	2 (1-1)	2 (1-1)	-
Larry Austin, Jr.	2	1 (0-1)	-
Clevon Brown	1 (1-0)	1 (1-0)	-
Maxwell Evans	1 (1-0)	1 (1-0)	-
Ejike Obinna	1 (0-1)	1 (0-1)	-

Double-Digit Rebounding Games			
Player	Career	'17-18	Cons.
Jeff Roberson	17 (12-5)	6 (3-3)	-
M. Fisher-Davis	2 (1-1)	1 (0-1)	-

Double-Doubles			
Player	Career	'17-18	Cons.
Jeff Roberson	14 (9-5)	6 (3-3)	-
Matthew Fisher-Davis	2 (1-1)	2 (1-1)	-

SEC PRESEASON POLL

Preseason Media Poll, Pts

1. Kentucky
2. Florida
3. Texas A&M
4. Alabama
5. Missouri
6. Arkansas
7. Vanderbilt
8. Georgia
9. Auburn
10. Ole Miss
11. South Carolina
12. Mississippi State
13. Tennessee
14. LSU

First Team All-SEC

- KeVaughn Allen – Florida, G
- Yante Maten – Georgia, F
- Hamidou Diallo – Kentucky, G
- Michael Porter, Jr. – Missouri, F
- Robert Williams – Texas A&M, F

Second Team All-SEC

- Collin Sexton – Alabama, G
- Kevin Knox – Kentucky, F
- Terence Davis – Ole Miss, G
- Deandre Burnett – Ole Miss, G
- Quinnndary Weatherspoon – Mississippi St., G
- Tyler Davis – Texas A&M, C

Matthew Fisher-Davis – Vanderbilt, G/F

SEC Player of the Year (tie): Yante Maten – Georgia, Michael Porter, Jr. – Missouri, Robert Williams – Texas A&M

2017-18 TRENDS

Winning Opening Tip	2-7
Losing Opening Tip	5-7
VU Scores First	4-4
Opponent Scores First	3-8
Leading at Halftime	6-4
Trailing at Halftime	1-9
Tied at Halftime	0-0
Leading with Five Minutes Remaining	7-1
Trailing with Five Minutes Remaining	0-10
Tied with Five Minutes Remaining	0-2
Leading with Two Minutes Remaining	6-0
Trailing with Two Minutes Remaining	0-13
Tied with Two Minutes Remaining	1-0
Overtime	0-1
Games Decided by Three Points or Less	2-1
Games Decided by 4-10 Points	1-7
Games Decided by 11-20 Points	2-4
Games Decided by 21-plus Points	2-1
VU Shoots 50% or Better	2-2
VU Shoots 40% or Better	7-6
VU Shoots Lower Than 40%	0-6
Opponent Shoots 50% or Better	1-3
Opponent Shoots 40% or Better	4-12
Opponent Shoots Lower Than 40%	3-2
VU Outshoots Opponent	6-2
VU Outshot by Opponent	1-11
Shoot Same Percentage	0-0
VU Scores 70 Points or More	6-4
VU Scores Less Than 70 Points	0-8
VU Scores 80 Points or More	2-2
VU Scores 90 Points or More	1-0
Opponent Scores 70 Points or More	3-9
Opponent Scores Less Than 70 Points	4-4
Opponent Scores 80 Points or More	0-5
Opponent Scores 90 Points or More	0-2
Makes More 3-Pointers Than Opponent	5-6
Makes Fewer 3-Pointers Than Opponent	1-7
3-Pointers are Equal	1-0
Outrebounds Opponent	5-5
Outrebounded by Opponent	2-7
Rebounds are Equal	0-1
Playing on National TV	3-10
Playing on Regional TV	0-0
Online Only	4-3
Playing on Weekday	6-7
Playing on Weekend	1-5
Game Tips Before 6 p.m. CT (afternoons)	0-4
Game Tips After 6 p.m. CT (evenings)	6-8
In White Uniforms	7-3
In Gold Uniforms	0-4
In Black Uniforms	0-6
In Grey Uniforms	0-0
In November	3-4
In December	2-4
In January	2-5
In February	0-0
In March	0-0
Home	7-5
Neutral	0-2
Away	0-6
Conferences	
vs. Non-Conference	5-7
Ohio Valley Conference	1-1
Big South Conference	1-0
Pac 12	0-2
ACC	0-1
Big East	0-1
Big South	1-0
Big 12	0-1
Conference USA	0-1
Southland	1-0
Southwestern Athletic	1-0
Vs. SEC	2-6
Lineups	
Lee, LaChance, Fisher-Davis, Toye, Roberson	2-2
Lee, LaChance, Fisher-Davis, Roberson, Obinna	1-2
Lee, LaChance, Toye, Roberson, Baptiste	1-2
Lee, LaChance, Willis, Roberson, Baptiste	1-2
Lee, LaChance, Evans, Roberson, Brown	1-1
Austin, Jr., LaChance, Toye, Roberson, Baptiste	1-0
Austin, Jr., Fisher-Davis, Roberson, LaChance, Baptiste	1-0
Austin, Jr., Evans, Toye, Brown, Obinna	0-1
Lee, LaChance, Evans, Roberson, Baptiste	0-1
Lee, LaChance, Fisher-Davis, Roberson, Baptiste	0-1

LAST TIME OUT

BOX SCORE VS. TCU



Official Basketball Box Score -- Game Totals -- Final Statistics
TCU vs Vanderbilt
 01/27/18 3 p.m. at Nashville, Tenn. (Memorial Gym)



TCU 78 • 15-6

#	Player	Total		3-Ptr		Rebounds			PF	TP	A	TO	Blk	Stl	Min
		FG-FGA	FT-FTA	FG-FGA	FT-FTA	Off	Def	Tot							
10	BRODZIANSKY, Vlad	f	7-12	1-4	0-0	2	3	5	1	15	1	2	0	0	35
15	MILLER, JD	f	2-3	0-0	0-0	2	1	3	2	4	1	3	0	0	16
01	BANE, Desmond	g	6-11	0-3	0-0	2	2	4	2	12	2	1	1	1	32
25	ROBINSON, Alex	g	6-11	1-3	0-0	2	2	4	0	13	9	4	0	0	37
34	WILLIAMS, Kenrich	g	8-14	1-4	0-0	3	6	9	3	17	3	2	0	2	36
02	OLDEN, Shawn		2-4	2-4	0-0	0	1	1	0	6	0	0	0	0	15
12	NOI, Kouat		4-8	3-5	0-0	1	6	7	2	11	2	0	2	2	29
Team						2	1	3							
Totals			35-63	8-23	0-0	14	22	36	10	78	18	12	3	5	200

FG % 1st Half: 19-33 57.6% 2nd half: 16-30 53.3% Game: 35-63 55.6% Deadball Rebounds 0
 3FG % 1st Half: 2-8 25.0% 2nd half: 6-15 40.0% Game: 8-23 34.8%
 FT % 1st Half: 0-0 0.0% 2nd half: 0-0 0.0% Game: 0-0 0.0%

Vanderbilt 81 • 8-13

#	Player	Total		3-Ptr		Rebounds			PF	TP	A	TO	Blk	Stl	Min
		FG-FGA	FT-FTA	FG-FGA	FT-FTA	Off	Def	Tot							
11	ROBERSON, Jeff	f	8-11	3-5	1-1	1	1	2	2	20	2	0	0	2	38
50	OBINNA, Ejike	c	0-0	0-0	0-0	0	0	0	1	0	0	0	0	0	5
00	LEE, Saben	g	4-10	1-2	2-3	2	1	3	2	11	4	1	0	3	31
10	EVANS, Maxwell	g	1-4	0-2	1-1	0	0	0	1	3	1	1	0	0	13
13	LACHANCE, Riley	g	9-15	4-8	2-2	1	4	5	0	24	4	2	0	0	35
01	WILLIS, Payton		2-3	2-3	0-0	0	1	1	2	6	2	1	0	0	18
02	TOYE, Joe		1-4	1-3	2-2	0	1	1	0	5	0	1	0	0	15
03	AUSTIN, JR., Larry		2-3	0-0	0-0	0	0	0	1	4	0	0	0	0	10
12	BAPTISTE, Djery		2-5	0-0	0-0	1	0	1	1	4	0	1	1	0	9
15	BROWN, Clevon		2-4	0-2	0-0	1	4	5	1	4	0	0	1	1	26
Team						1	2	3							
Totals			31-59	11-25	8-9	7	14	21	11	81	13	7	2	6	200

FG % 1st Half: 17-31 54.8% 2nd half: 14-28 50.0% Game: 31-59 52.5% Deadball Rebounds 0
 3FG % 1st Half: 6-14 42.9% 2nd half: 5-11 45.5% Game: 11-25 44.0%
 FT % 1st Half: 3-3 100.0% 2nd half: 5-6 83.3% Game: 8-9 88.9%

Officials: Doug Shows, Joe Lindsay, Owen Shortt
 Technical fouls: TCU-None. Vanderbilt-None.
 Attendance: 9755

Score by periods	1st	2nd	Total
TCU	40	38	78
Vanderbilt	43	38	81

	Points	In Paint	Off T/O	2nd Chance	Fast Break	Bench
TCU	40	8	8	8	9	17
VU	34	21	14	12	12	23

Last FG - TCU 2nd-00:47, VU 2nd-01:17.
 Largest lead - TCU by 5 1st-10:47, VU by 9 1st-16:59.
 TCU led for 03:54. VU led for 34:39. Game was tied for 01:19.

Score tied - 1 time.
 Lead changed - 6 times.

Team Notes:

- ★ Vanderbilt defeated TCU, 81-78 on Saturday afternoon at Memorial Gym in the Commodores first non-conference tilt since Dec. 22. The victory was the second in the last three games for the Dores and improved Vandy to 8-13 on the season.
- ★ Vanderbilt committed just 11 fouls and kept TCU off the charity stripe. For the first time since 2009 against Georgia, a Commodores opponent did not make a free throw.
- ★ The victory pushed Vanderbilt to 5-1 all-time against TCU and 36-24 against the Big 12 Conference. The meeting was the first since December 18, 2004, when the Dores knocked off the Horned Frogs, 78-55 at Memorial Gym.
- ★ Vandy held on for the victory despite five TCU players scoring in double figures. The Dores did not provide the Horned Frogs additional help, turning over the ball just seven times while creating 21 points off 12 TCU turnovers.
- ★ The Commodores led for 34:39 of the contest. Despite six lead changes, TCU's last lead came with 19:11 to play in the second half. The Horned Frogs knotted the game at 76-all with 2:19 remaining but Vandy scored five of the next seven points.
- ★ The Vandy victory helped the cause for the Southeastern Conference as part of the fifth annual Big 12/SEC Challenge which features five games on SEC campuses and five on Big 12 campuses. The two conference's split last year's event with each winning five.

Player Notes:

- ★ Riley LaChance led Vanderbilt with 24 points in the victory. The total was three off the senior's season high and marked the eighth time in his career and third consecutive game the guard produced 20-plus points.
- ★ Jeff Roberson totaled 20 points, marking the seventh time this season the senior has scored 20 or more in a game. The Houston native matched a career high with eight made field goals, doing so on 8-of-11 shooting
- ★ Saben Lee added 11 points in the victory, with eight coming in the second half, while hitting 4-of-10 from the field. The freshman has produced double-figures 11 times this season including eight of the last 10 games.

RECAP

NASHVILLE (AP) - The Vanderbilt Commodores gave themselves something to celebrate in what's been a very trying season.

Riley LaChance's 3-pointer with 1:17 left put Vanderbilt ahead to stay, and the Commodores beat Texas Christian 81-78 Saturday afternoon in the Big 12/Southeastern Conference Challenge.

Vanderbilt (8-13) now has won two of three, and the Commodores improved to 2-3 in the showdown between the Power Five conferences. They won with coach Bryce Drew starting his 11th different lineup this season featuring seniors LaChance and Jeff Roberson with a trio of freshmen trying to make up for the loss of senior Matthew Fisher-Davis for the rest of the season with an injured shoulder.

"We're trying to get better, we're trying to build a program, we're trying to be the best we can and win games this year," Drew said. "There was a great celebration in the locker room afterward because we've been working hard, and we've been wanting to play well. And it's nice now two straight home games we feel we played well."

LaChance finished with 24 points, Roberson added 20 and freshman Saben Lee had 11 as the Commodores improved to 5-1 all-time against the Horned Frogs. Roberson called it probably the Commodores' biggest win this season.

"More than anything, it's just a big confidence builder going forward," Roberson said.

TCU (15-6) came in off an upset of No. 7 West Virginia, and another win might've gotten the Horned Frogs back in the Top 25. Now the Horned Frogs now have lost five of seven overall. They also are 3-2 in the Big 12/SEC Challenge and haven't beaten Vanderbilt since 1951.

"We shot 56 percent and outrebound by 15," TCU coach Jamie Dixon said. "It's hard to lose a game when you do those two things, but we found a way."

TCU guard Alex Robinson's layup tied it up at 76 with 2:19 left. But Robinson missed a 3-pointer as the shot clock expired with 1:27 left, and LaChance gave Vandy the lead for good with his fourth 3. Vladimir Brodziansky scored on layup to pull TCU within 79-78. LaChance hit a pair of free throws with 10.8 seconds left, and Kouat Noi's 3-pointer hit off the front rim with 3 seconds left for TCU.

Kenrich Williams led five Horned Frogs in double figures with 17 points. Brodziansky added 15, Robinson finished with 13, Desmond Bane 12 and Noi 11.

The Horned Frogs scored the first four points of the second half to take a 44-43 lead on a bucket by Bane. But LaChance answered with a 3, and Lee scored on a fast-break layup followed by a layup by LaChance with 17:39 left.

Vanderbilt led 43-40 at halftime after leading by as many as nine in the first half. TCU used 11 straight points to go up 21-16 before the Commodores went on a 19-5 run to take the lead back.

Official Basketball Box Score - Game Totals - Final Statistics
Austin Peay vs Vanderbilt
 11/10/17 8:30 p.m. at Nashville, Tenn. (Memorial Gym)



Austin Peay 54 • 0-1

#	Player	Total		3-Ptr		Rebounds		PF	TP	A	TO	Blk	Stl	Min	
		FG-FGA	FG-FGA	FT-FTA	Off	Def	Tot								
03	PORTER-BUNTON, Chri	f	2-6	0-1	0-0	1	3	4	3	4	0	0	0	1	27
21	TAYLOR, Terry	f	5-10	2-3	3-5	1	2	3	2	15	3	2	0	1	32
24	UGBA, Averyl	f	3-8	0-1	0-0	1	2	3	5	6	0	4	0	0	26
01	IVORY, Tre'	g	1-6	0-1	1-4	0	3	3	2	3	3	4	0	0	27
25	GLOTTA, Zach	g	2-7	1-4	0-0	0	1	1	1	5	4	1	0	0	30
00	MCCARTHY, Acoydan	g	2-3	0-0	0-0	0	0	0	0	4	0	1	1	0	6
02	MARTIN, Deyshawn	g	1-3	0-2	2-2	1	2	3	1	4	0	0	0	0	10
04	GUMM, Dayton	g	2-5	0-1	0-0	1	1	2	0	4	1	0	0	0	5
10	BERNACER, Ferran	g	0-0	0-0	0-0	0	0	0	0	0	0	0	0	0	2
15	CUCAK, Ivan	g	1-1	0-0	0-0	0	0	0	2	2	0	1	0	0	12
22	HENDERSON, Richard	g	1-2	0-0	0-0	2	1	3	0	2	0	0	0	0	5
23	HARRIS, Steve	g	2-3	0-0	1-1	0	3	3	4	5	0	2	0	0	18
	Team		2	4	6					2					
Totals			22-54	3-13	7-12	9	22	31	20	54	11	17	1	5	200

FG % 1st Half: 12-28 42.9% 2nd half: 10-26 38.5% Game: 22-54 40.7%
 3FG % 1st Half: 3-10 30.0% 2nd half: 0-3 0.0% Game: 3-13 23.1%
 FT % 1st Half: 1-2 50.0% 2nd half: 6-10 60.0% Game: 7-12 58.3%

Vanderbilt 73 • 1-0

#	Player	Total		3-Ptr		Rebounds		PF	TP	A	TO	Blk	Stl	Min	
		FG-FGA	FG-FGA	FT-FTA	Off	Def	Tot								
02	TOYE, Joe	f	4-7	1-1	0-2	1	2	3	0	9	1	3	1	0	24
11	ROBERSON, Jeff	f	4-11	2-6	3-4	7	3	10	3	13	3	4	0	2	34
12	BAPTISTE, Djery	c	1-1	0-0	0-0	2	2	4	4	2	1	2	0	2	12
03	AUSTIN, JR., Larry	g	1-4	0-1	0-2	0	3	3	1	2	2	1	0	0	20
13	LACHANCE, Riley	g	4-10	3-6	2-2	0	3	3	1	13	2	0	0	0	28
00	LEE, Saben	g	2-6	0-2	2-3	0	0	0	0	6	7	3	2	0	20
01	WILLIS, Payton	g	2-4	2-4	2-3	0	0	0	0	8	1	0	0	2	13
10	EVANS, Maxwell	g	2-4	1-2	0-0	0	2	2	1	5	1	0	0	0	15
15	BROWN, Clevon	g	6-11	0-3	1-1	3	2	5	2	13	0	0	3	2	25
50	OBINNA, Ejike	g	0-0	0-0	2-2	2	4	6	4	2	0	0	0	0	9
	Team		1	2	3					1					
Totals			26-58	9-25	12-19	16	23	39	16	73	17	15	6	8	200

FG % 1st Half: 15-30 50.0% 2nd half: 11-28 39.3% Game: 26-58 44.8%
 3FG % 1st Half: 5-10 50.0% 2nd half: 4-15 26.7% Game: 9-25 36.0%
 FT % 1st Half: 6-10 60.0% 2nd half: 6-9 66.7% Game: 12-19 63.2%

Officials: Brian Shey, Jason Baker, Gerald Williams
 Technical fouls: Austin Peay-None. Vanderbilt-None.
 Attendance: 8609

Score by periods			1st	2nd	Total	In	Off	2nd	Fast	Bench
Austin Peay			28	26	54	Points	Paint	T/O	Chance	Break
Vanderbilt			41	32	73	APSU	28	8	11	6
						VU	34	18	20	8

Last FG - APSU 2nd-01:24, VU 2nd-02:24.
 Largest lead - APSU by 3 1st-19:13, VU by 19 2nd-02:24.
 APSU led for 00:53. VU led for 34:08. Game was tied for 04:58.

Official Basketball Box Score - Game Totals - Final Statistics
Vanderbilt vs Belmont
 11/13/17 6:30pm at Nashville, Tenn. (Curb Event Center)



Vanderbilt 60 • 1-1

#	Player	Total		3-Ptr		Rebounds		PF	TP	A	TO	Blk	Stl	Min	
		FG-FGA	FG-FGA	FT-FTA	Off	Def	Tot								
05	FISHER-DAVIS, M.	f	0-6	0-3	6-6	1	3	4	3	6	0	0	0	2	22
11	ROBERSON, Jeff	f	3-7	1-4	6-6	2	10	12	3	13	0	2	0	0	36
12	BAPTISTE, Djery	c	0-2	0-0	1-2	2	2	4	4	1	0	2	1	0	13
03	AUSTIN, JR., Larry	g	1-2	0-0	0-0	0	1	1	0	2	0	0	0	0	10
13	LACHANCE, Riley	g	4-9	1-5	1-2	0	1	1	1	10	2	0	0	0	32
00	LEE, Saben	g	5-9	1-4	8-11	0	8	8	4	19	2	4	0	1	25
01	WILLIS, Payton	g	1-2	1-2	0-1	1	2	3	2	3	0	3	1	0	15
02	TOYE, Joe	g	3-8	0-3	0-2	0	2	2	5	6	1	3	0	0	26
10	EVANS, Maxwell	g	0-1	0-0	0-0	0	0	0	1	0	0	0	0	0	5
15	BROWN, Clevon	g	0-2	0-2	0-1	1	0	1	1	0	0	0	0	0	11
50	OBINNA, Ejike	g	0-0	0-0	0-0	0	0	0	2	0	0	0	0	0	5
	Team		2	1	3					1					
Totals			17-48	4-23	22-31	9	30	39	26	60	5	15	2	3	200

FG % 1st Half: 8-22 36.4% 2nd half: 9-26 34.6% Game: 17-48 35.4%
 3FG % 1st Half: 2-10 20.0% 2nd half: 2-13 15.4% Game: 4-23 17.4%
 FT % 1st Half: 9-12 75.0% 2nd half: 13-19 68.4% Game: 22-31 71.0%

Belmont 69 • 1-1

#	Player	Total		3-Ptr		Rebounds		PF	TP	A	TO	Blk	Stl	Min	
		FG-FGA	FG-FGA	FT-FTA	Off	Def	Tot								
03	WINDLER, Dylan	f	9-15	1-2	5-6	4	7	11	4	24	1	2	0	2	38
25	MERCER, Mack	f	1-3	0-2	0-0	0	0	0	4	2	0	1	0	1	10
32	EKEZEZE, Amanze	f	6-13	3-7	7-8	0	7	7	2	22	0	1	1	0	37
01	LUKE, Austin	g	1-5	0-3	3-4	0	2	2	3	5	6	4	0	0	29
11	MCCLAINE, Kevin	g	3-5	0-2	3-6	1	4	5	3	9	0	0	1	0	29
10	HOLLANDER, Caleb	g	0-2	0-2	0-0	0	1	1	1	0	0	0	0	0	6
14	HOPKINS, Nick	g	2-6	2-6	1-2	0	2	2	4	7	0	0	0	0	21
21	SAMPSON, Burton	g	0-0	0-0	0-0	0	1	1	2	0	1	0	0	0	12
24	BENKERT, Michael	g	0-2	0-2	0-0	0	1	1	2	0	0	0	0	0	9
41	HADDEN, Tyler	g	0-2	0-1	0-0	0	0	0	0	0	0	1	0	0	4
50	ADELSPERGER, Seth	g	0-1	0-0	0-0	0	0	0	2	0	0	0	0	0	5
	Team		2	1	3					1					
Totals			22-54	6-27	19-26	7	26	33	27	69	8	10	1	4	200

FG % 1st Half: 12-29 41.4% 2nd half: 10-25 40.0% Game: 22-54 40.7%
 3FG % 1st Half: 3-16 18.8% 2nd half: 3-11 27.3% Game: 6-27 22.2%
 FT % 1st Half: 5-6 83.3% 2nd half: 14-20 70.0% Game: 19-26 73.1%

Officials: Brett Miles, Jason Baker, Jon Campbell
 Technical fouls: Vanderbilt-None. Belmont-None.
 Attendance: 5266

Score by periods			1st	2nd	Total	In	Off	2nd	Fast	Bench
Vanderbilt			27	33	60	Points	Paint	T/O	Chance	Break
Belmont			32	37	69	VU	20	9	6	21
						BEL	32	12	9	0

Last FG - VU 2nd-00:05, BEL 2nd-02:19.
 Largest lead - VU by 5 1st-15:52, BEL by 13 2nd-00:59.
 VU led for 03:22. BEL led for 32:17. Game was tied for 03:48.

Official Basketball Box Score - Game Totals - Final Statistics
UNC Asheville vs Vanderbilt
 11/17/17 7 p.m. at Nashville, Tenn. (Memorial Gym)



UNC Asheville 76 • 1-2

#	Player	Total		3-Ptr		Rebounds		PF	TP	A	TO	Blk	Stl	Min	
		FG-FGA	FG-FGA	FT-FTA	Off	Def	Tot								
02	WNUK, Alec	f	7-11	2-3	3-4	2	2	4	2	19	1	6	0	2	30
10	VANNATTA, Kevin	g	3-7	1-3	4-4	0	6	6	5	11	4	1	0	0	39
14	THOMAS, Ahmad	g	5-15	0-2	3-4	3	1	4	4	13	1	1	0	4	35
25	TEAGUE, MaCio	g	6-19	3-7	3-3	3	3	6	2	18	4	1	0	0	39
33	RACKLEY, Drew	g	1-5	1-2	0-0	0	5	5	1	3	0	2	0	2	22
00	GILMORE, Donovan	g	0-1	0-0	0-0	0	0	0	0	0	0	0	0	0	1
01	BAEHRE, Jonathan	g	2-2	1-1	0-0	0	0	2	2	5	2	1	2	0	14
12	MILLER, Raekwon	g	3-4	1-2	0-0	2	3	5	2	7	0	1	0	0	20
	Team		2	2	4					1					
Totals			27-64	9-20	13-15	12	24	36	18	76	12	14	2	8	200

FG % 1st Half: 13-27 48.1% 2nd half: 14-37 37.8% Game: 27-64 42.2%
 3FG % 1st Half: 4-11 36.4% 2nd half: 5-9 55.6% Game: 9-20 45.0%
 FT % 1st Half: 7-8 87.5% 2nd half: 6-7 85.7% Game: 13-15 86.7%

Vanderbilt 79 • 2-1

#	Player	Total		3-Ptr		Rebounds		PF	TP	A	TO	Blk	Stl	Min
		FG-FGA	FG-FGA	FT-FTA	Off	Def	Tot							
11	ROBERSON, Jeff	f	4-10	1-3	8									

Official Basketball Box Score -- Game Totals -- Final Statistics
Virginia vs Vanderbilt



Virginia 68 • 5-0

#	Player	Total		3-Ptr		Rebounds			PF	TP	A	TO	Bk	Stl	Min
		FG-FGA	FG-FGA	FT-FTA	FT-FTA	Off	Def	Tot							
21	WILKINS, Isaiah	f	4-6	0-0	0-0	1	2	3	2	8	3	0	4	1	25
33	SALT, Jack	c	1-2	0-0	0-0	3	6	9	2	2	0	0	1	0	21
00	HALL, Devon	g	1-4	1-1	0-0	0	5	5	3	3	0	0	0	0	19
05	GUY, Kyle	g	7-16	4-7	0-0	1	3	4	1	18	3	2	0	0	26
11	JEROME, Ty	g	5-9	4-7	0-0	0	1	1	0	14	5	0	0	1	25
02	BARTLEY, Justice	g	0-0	0-0	0-0	0	0	0	0	0	0	0	0	0	2
10	GROSS JR, Trevon	g	0-0	0-0	0-0	0	0	0	0	0	0	0	0	0	2
12	HUNTER, DeAndre	g	1-6	0-2	2-2	0	2	2	4	4	2	3	2	0	16
23	JOHNSON, Nigel	g	2-7	1-3	0-1	0	5	5	1	5	4	1	0	1	23
24	ANTHONY, Marco	g	0-1	0-0	0-0	0	1	1	0	0	1	0	0	0	7
25	DIAKITE, Mamadi	g	5-7	0-0	2-3	0	5	5	3	12	0	0	1	0	25
30	HUFF, Jay	g	0-1	0-1	0-0	0	1	1	1	0	1	0	0	0	7
45	KATSTRA, Austin	g	1-1	0-0	0-0	0	1	1	0	2	0	0	0	0	2
	Team					2	3	5							
	Totals		27-60	10-21	4-6	7	35	42	17	68	21	7	8	3	200

FG % 1st Half: 17-32 53.1% 2nd half: 10-28 35.7% Game: 27-60 45.0%
3FG % 1st Half: 7-12 58.3% 2nd half: 3-9 33.3% Game: 10-21 47.6%
FT % 1st Half: 2-3 66.7% 2nd half: 2-3 66.7% Game: 4-6 66.7%

Vanderbilt 42 • 2-3

#	Player	Total		3-Ptr		Rebounds			PF	TP	A	TO	Bk	Stl	Min
		FG-FGA	FG-FGA	FT-FTA	FT-FTA	Off	Def	Tot							
05	FISHER-DAVIS, M.	f	3-9	2-4	3-6	1	2	3	4	11	1	0	0	0	24
11	ROBERSON, Jeff	f	1-7	0-4	4-4	0	3	3	0	6	1	2	0	0	24
00	OBINNA, Ejike	c	1-4	0-0	3-3	1	6	7	2	5	0	1	0	0	20
00	LEE, Saben	g	0-7	0-2	0-0	1	0	1	0	0	0	1	1	1	20
13	LACHANCE, Riley	g	0-3	0-1	0-0	0	1	1	1	0	0	0	0	0	22
01	WILLIS, Payton	g	0-2	0-2	0-0	0	1	1	1	0	1	1	0	0	12
02	TOYE, Joe	g	1-6	0-1	0-0	0	2	2	2	2	1	0	0	0	12
03	AUSTIN, JR., Larry	g	2-6	0-0	1-2	2	3	5	2	5	0	1	0	1	21
10	EVANS, Maxwell	g	2-4	1-2	0-0	1	3	4	1	5	2	2	0	1	13
12	BAPTISTE, Djery	g	1-1	0-0	3-4	1	5	6	1	5	0	0	1	0	20
15	BROWN, Clevon	g	1-3	1-2	0-0	0	2	2	1	3	1	0	0	0	12
	Team					1	0	1							
	Totals		12-52	4-18	14-19	8	28	36	13	42	7	9	2	4	200

FG % 1st Half: 6-23 26.1% 2nd half: 6-29 20.7% Game: 12-52 23.1%
3FG % 1st Half: 2-6 33.3% 2nd half: 2-12 16.7% Game: 4-18 22.2%
FT % 1st Half: 3-5 60.0% 2nd half: 11-14 78.6% Game: 14-19 73.7%

Officials: Ed Corbett, Don Daily, Nate Farell
Technical fouls: Virginia-None. Vanderbilt-None.
Attendance: 8027

Score by periods	1st	2nd	Total
Virginia	43	25	68
Vanderbilt	17	25	42

Last FG - VA 2nd-00:42, VU 2nd-01:08.
Largest lead - VA by 39 2nd-08:47, VU None.
VA led for 39:13. VU led for 00:00. Game was tied for 00:47.

Score tied - 0 times.
Lead changed - 0 times.

Official Basketball Box Score -- Game Totals -- Final Statistics
Vanderbilt vs Seton Hall



Vanderbilt 59 • 2-4

#	Player	Total		3-Ptr		Rebounds			PF	TP	A	TO	Bk	Stl	Min
		FG-FGA	FG-FGA	FT-FTA	FT-FTA	Off	Def	Tot							
15	BROWN, Clevon	f	1-3	0-2	0-0	0	0	0	1	2	0	1	1	0	11
50	OBINNA, Ejike	f	3-3	0-0	3-5	2	3	5	4	9	0	0	1	0	20
02	TOYE, Joe	g	2-3	0-1	2-2	1	2	3	2	6	0	3	0	0	13
03	AUSTIN, JR., Larry	g	0-3	0-1	0-0	0	1	1	3	0	2	3	0	0	16
10	EVANS, Maxwell	g	1-5	0-2	0-0	0	2	2	0	2	0	0	0	0	16
00	LEE, Saben	g	3-10	1-2	1-1	1	0	1	2	8	4	0	0	0	26
05	FISHER-DAVIS, M.	g	2-9	0-5	0-0	2	6	8	3	4	0	1	0	2	24
11	ROBERSON, Jeff	g	5-10	2-5	8-8	2	11	13	3	20	0	3	0	0	31
12	BAPTISTE, Djery	g	0-1	0-0	2-2	0	2	2	5	2	0	0	0	0	15
13	LACHANCE, Riley	g	2-9	2-6	0-0	1	2	2	1	6	1	1	0	0	28
	Team					2	0	2							
	Totals		19-56	5-24	16-18	11	28	39	24	59	7	16	2	2	200

FG % 1st Half: 13-27 48.1% 2nd half: 6-29 20.7% Game: 19-56 33.9%
3FG % 1st Half: 5-12 41.7% 2nd half: 0-12 0.0% Game: 5-24 20.8%
FT % 1st Half: 1-3 33.3% 2nd half: 15-15 100.0% Game: 16-18 88.9%

Seton Hall 72 • 5-1

#	Player	Total		3-Ptr		Rebounds			PF	TP	A	TO	Bk	Stl	Min
		FG-FGA	FG-FGA	FT-FTA	FT-FTA	Off	Def	Tot							
14	SANOGO, Ismael	f	1-3	0-1	2-2	1	7	8	3	4	1	0	4	1	26
31	DELGADO, Angel	c	5-9	0-0	5-9	0	8	8	3	15	1	3	0	1	29
00	CARRINGTON, Khadeen	g	0-5	0-1	1-3	0	3	3	0	1	3	1	0	0	30
13	POWELL, Myles	g	4-10	1-7	2-2	0	2	2	1	11	1	1	0	1	29
20	RODRIGUEZ, Desi	g	12-21	1-6	2-6	2	3	5	3	27	0	0	0	0	32
01	NZEI, Michael	g	3-4	0-0	2-2	3	1	4	1	8	0	2	0	0	13
04	ROBSON, Eron	g	0-0	0-0	0-0	0	1	1	1	0	4	0	0	1	11
21	GYRONDS, Shavar	g	1-1	1-1	0-0	0	0	0	1	3	0	0	0	0	0+
22	CALE, Myles	g	0-3	0-1	0-0	0	0	0	0	0	0	0	0	0	18
23	MAMUKELASHVILI, S.	g	1-1	1-1	0-0	1	0	1	3	3	0	1	1	0	12
25	FLORY, Philip	g	0-1	0-0	0-0	0	0	0	0	0	0	0	0	0	0+
	Team					1	0	1							
	Totals		27-58	4-18	14-24	8	25	33	16	72	10	9	5	4	200

FG % 1st Half: 13-28 46.4% 2nd half: 14-30 46.7% Game: 27-58 46.6%
3FG % 1st Half: 1-9 11.1% 2nd half: 3-9 33.3% Game: 4-18 22.2%
FT % 1st Half: 4-6 66.7% 2nd half: 10-18 55.6% Game: 14-24 58.3%

Officials: Don Daily, Earl Walton, Nate Farrell
Technical fouls: Vanderbilt-None. Seton Hall-None.
Attendance: 3952
2017 NIT Season Tip-Off - Third-Place Game

Score by periods	1st	2nd	Total
Vanderbilt	32	27	59
Seton Hall	31	41	72

Last FG - VU 2nd-00:42, HALL 2nd-00:01.
Largest lead - VU by 5 1st-04:27, HALL by 17 2nd-03:30.
VU led for 05:29. HALL led for 32:30. Game was tied for 01:33.

Score tied - 2 times.
Lead changed - 2 times.

Official Basketball Box Score -- Game Totals -- Final Statistics
Radford vs Vanderbilt



Radford 62 • 3-3

#	Player	Total		3-Ptr		Rebounds			PF	TP	A	TO	Bk	Stl	Min
		FG-FGA	FG-FGA	FT-FTA	FT-FTA	Off	Def	Tot							
24	POLITE JR, Ed	f	7-14	1-2	1-2	4	8	12	1	16	2	2	1	0	35
32	PHILLIPS, Randy	c	0-2	0-0	0-0	2	1	3	3	0	1	2	0	0	11
03	BRADFORD, Christian	g	3-5	2-2	0-0	0	3	3	2	8	0	0	0	0	20
05	HICKS, Donald	g	2-7	2-4	0-0	0	3	3	1	6	0	1	0	1	31
14	COUSIN, Justin	g	0-4	0-3	0-0	0	0	0	2	0	0	0	0	0	14
01	JONES, Carlk	g	1-5	0-2	0-0	0	2	2	2	2	1	1	0	0	22
02	OWENS, Tristan	g	0-0	0-0	0-0	0	0	0	0	0	0	0	0	0	0+
10	TANNER, Caleb	g	2-4	2-4	2-3	1	1	2	3	8	0	0	0	0	16
11	FIELDS JR, Travis	g	0-2	0-2	0-0	0	1	1	3	0	6	1	0	0	18
13	BUTTS IV, Leroy	g	1-3	0-0	0-0	1	1	2	2	2	0	0	0	0	5
15	HOLLAND, Devonnte	g	5-9	0-0	1-2	1	1	2	5	11	0	2	0	0	17
45	BOLSTAD, Darius	g	3-6	0-0	3-4	1	3	4	1	9	0	0	0	0	11
	Team					0	0	0							
	Totals		24-61	7-19	7-11	10	24	34	25	62	10	9	1	1	200

FG % 1st Half: 13-29 44.8% 2nd half: 11-32 34.4% Game: 24-61 39.3%
3FG % 1st Half: 3-9 33.3% 2nd half: 4-10 40.0% Game: 7-19 36.8%
FT % 1st Half: 4-6 66.7% 2nd half: 3-5 60.0% Game: 7-11 63.6%

Vanderbilt 74 • 3-4

#	Player	Total		3-Ptr		Rebounds			PF	TP	A	TO	Bk	Stl	Min
		FG-FGA	FG-FGA	FT-FTA	FT-FTA	Off	Def	Tot							
02	TOYE, Joe	f	2-6	1-5	3-4	1	3	4	3	8	0	2	1	2	23
11	ROBERSON, Jeff	f	5-8	2-3	2-2	2	7	9	5	14	1	1	0	1	28
12	BAPTISTE, Djery	c	3-5	0-0	2-3	2	1	3	0	8	0	0	1	0	31
00	LEE, Saben	g	0-3	0-2	1-2	0	2	2	0	1	1	0	0	0	11
13	LACHANCE, Riley	g	7-11	3-5	10-10	0	5	5	1	27	1	0	0	2	37
01	WILLIS, Payton	g	0-4	0-2	5-8	2	0	2	1	5	4	1	0	0	28
03	AUSTIN, JR., Larry	g	0-1	0-0	0-0	0	0	0	1	0	0	0	0	0	4
05	FISHER-DAVIS, M.	g	3-11	1-9	0-0	2	4	6	4	7	3	2	0	1	29
15	BROWN, Clevon	g	2-3	0-1	0-2	1	3	4	1	4	0	1	1	0	9
	Team					0	2	2							



Official Basketball Box Score - Game Totals - Final Statistics
Middle Tennessee vs Vanderbilt
 12/06/17 7 p.m. at Nashville, Tenn. (Memorial Gym)



Middle Tennessee 66 • 6-1

#	Player	Total		3-Ptr		Rebounds			PF	TP	A	TO	Blk	Stl	Min
		FG-FGA	FT-FTA	FG-FGA	FT-FTA	Off	Def	Tot							
01	WALTERS, Brandon	f	7-10	0-0	2-5	5	0	5	4	16	1	1	1	0	26
05	KING, Nick	f	7-18	0-2	9-11	1	5	6	3	23	4	0	0	0	34
11	SIMPSON, Edward	g	1-3	1-3	0-0	1	5	6	1	3	0	1	0	0	31
20	POTTS, Giddy	g	5-16	2-7	4-6	1	3	4	3	16	5	1	0	1	40
21	SIMMONS, David	g	2-4	0-1	0-0	1	4	5	4	4	2	1	0	1	30
00	DIXON, Tyrik	g	0-0	0-0	0-0	0	1	1	1	0	0	0	0	0	6
03	SIMS, Donovan	g	0-0	0-0	0-0	0	2	2	0	0	1	0	0	0	9
04	HAWTHORNE, James	g	0-0	0-0	0-0	1	1	2	0	0	0	0	0	0	9
12	SHELTON-SZMIDT, Th.	g	0-1	0-0	0-0	0	1	1	0	0	0	1	0	1	4
25	GAMBLE, Karl	g	2-4	0-1	0-1	2	2	4	2	4	0	1	0	0	14
	Team					2	1	3							
Totals			24-56	3-14	15-23	14	25	39	18	66	13	9	1	3	200

FG % 1st Half: 12-33 36.4% 2nd half: 12-23 52.2% Game: 24-56 42.9%
 3FG % 1st Half: 0-6 0.0% 2nd half: 3-8 37.5% Game: 3-14 21.4%
 FT % 1st Half: 4-8 50.0% 2nd half: 11-15 73.3% Game: 15-23 65.2%

Vanderbilt 63 • 3-6

#	Player	Total		3-Ptr		Rebounds			PF	TP	A	TO	Blk	Stl	Min
		FG-FGA	FT-FTA	FG-FGA	FT-FTA	Off	Def	Tot							
02	TOYE, Joe	f	0-6	0-3	0-0	1	1	2	2	0	1	1	1	0	19
11	ROBERSON, Jeff	f	2-6	1-2	8-8	2	2	4	2	13	0	2	0	1	32
12	BAPTISTE, Djery	c	2-7	0-0	0-0	2	4	6	2	4	1	0	3	0	22
00	LEE, Saben	g	2-6	0-2	1-2	0	0	0	2	5	3	1	0	1	26
13	LACHANCE, Riley	g	3-10	0-6	3-3	2	3	5	3	9	5	1	0	0	36
01	WILLIS, Payton	g	3-6	2-5	1-2	1	4	5	1	9	0	0	0	0	17
05	FISHER-DAVIS, M.	g	5-9	5-8	2-3	0	7	7	2	17	0	1	1	0	33
15	BROWN, Clevon	g	3-4	0-1	0-1	3	1	4	3	6	1	0	0	1	13
50	OBINNA, Ejike	g	0-0	0-0	0-0	0	0	0	2	0	0	1	0	0	2
	Team					0	0	0							
Totals			20-54	8-27	15-19	11	22	33	19	63	11	9	5	3	200

FG % 1st Half: 11-23 47.8% 2nd half: 9-31 29.0% Game: 20-54 37.0%
 3FG % 1st Half: 3-10 30.0% 2nd half: 5-17 29.4% Game: 8-27 29.6%
 FT % 1st Half: 7-9 77.8% 2nd half: 8-10 80.0% Game: 15-19 78.9%

Officials: Terry Oglesby, Byron Jarrett, Tim Gattis
 Technical fouls: Middle Tennessee-None. Vanderbilt-None.
 Attendance: 8739

Score by periods	1st	2nd	Total
Middle Tennessee	28	38	66
Vanderbilt	32	31	63

Last FG - MT 2nd-01:15, VU 2nd-02:13.
 Largest lead - MT by 7 1st-13:43, VU by 7 1st-03:19.
 MT led for 12:03. VU led for 23:30. Game was tied for 04:17.
 Points scored - 6 times.
 Lead changed - 9 times.



Official Basketball Box Score - Game Totals - Final Statistics
Vanderbilt vs Arizona State
 12-17-17 Noon MT at Ned Wulk Court/Wells Fargo Arena-Tempe



Vanderbilt 64 • 3-7

#	Player	Total		3-Ptr		Rebounds			PF	TP	A	TO	Blk	Stl	Min
		FG-FGA	FT-FTA	FG-FGA	FT-FTA	Off	Def	Tot							
02	TOYE, Joe	f	6-18	2-11	0-0	2	0	2	3	14	1	3	1	0	33
11	ROBERSON, Jeff	f	1-7	0-2	5-5	2	5	7	4	7	0	2	0	0	32
00	LEE, Saben	g	9-14	1-4	5-9	2	3	5	3	24	6	2	0	4	38
05	FISHER-DAVIS, M.	g	1-10	0-8	0-0	2	6	8	3	2	3	2	1	3	33
13	LACHANCE, Riley	g	1-8	1-4	0-0	0	3	3	3	3	0	0	0	0	27
01	WILLIS, Payton	g	1-2	0-0	1-1	0	0	0	2	3	0	1	0	0	11
03	AUSTIN, JR., Larry	g	2-3	0-0	2-2	1	0	1	2	6	0	0	0	0	13
10	EVANS, Maxwell	g	0-2	0-2	0-0	1	1	0	0	0	0	0	0	0	4
15	BROWN, Clevon	g	2-4	0-0	1-2	1	1	2	5	0	1	0	0	0	9
	Team					6	2	8	1						
Totals			23-68	4-31	14-19	16	21	37	23	64	10	15	2	7	200

FG % 1st Half: 11-32 34.4% 2nd half: 12-36 33.3% Game: 23-68 33.8%
 3FG % 1st Half: 3-14 21.4% 2nd half: 1-17 5.9% Game: 4-31 12.9%
 FT % 1st Half: 4-6 66.7% 2nd half: 10-13 76.9% Game: 14-19 73.7%

Arizona State 76 • 10-0

#	Player	Total		3-Ptr		Rebounds			PF	TP	A	TO	Blk	Stl	Min
		FG-FGA	FT-FTA	FG-FGA	FT-FTA	Off	Def	Tot							
10	Shibel, Vitaliy	f	1-3	0-2	1-2	0	3	3	3	3	0	1	1	0	19
23	White, Romello	f	6-8	0-0	0-2	8	1	9	5	12	1	5	2	0	18
00	Holder, Tra	g	6-15	2-6	11-11	1	4	5	1	25	2	4	0	2	37
11	Evans II, Shannon	g	4-12	2-9	5-6	0	5	5	2	15	2	0	0	0	34
44	Justice, Kodi	g	2-7	1-5	2-2	0	4	4	1	7	0	1	0	0	34
01	Martin, Remy	g	3-8	0-1	0-0	1	2	3	3	6	0	3	1	0	26
03	Mitchell, Mickey	g	3-4	0-0	2-5	4	9	13	4	8	2	1	0	2	23
22	Witherill, Austin	g	0-0	0-0	0-0	0	0	0	0	0	0	0	0	0	1
24	Salzman, Jordan	g	0-0	0-0	0-0	0	0	0	0	0	0	0	0	0	1
25	Fogerty, Grant	g	0-0	0-0	0-0	0	0	0	0	0	0	0	0	0	1
35	Lake, De'Quon	g	0-0	0-0	0-0	0	0	0	1	0	0	2	1	0	6
	Team					1	4	5							
Totals			25-57	5-23	21-28	15	32	47	20	76	7	17	5	4	200

FG % 1st Half: 11-30 36.7% 2nd half: 14-27 51.9% Game: 25-57 43.9%
 3FG % 1st Half: 2-11 18.2% 2nd half: 3-12 25.0% Game: 5-23 21.7%
 FT % 1st Half: 6-10 60.0% 2nd half: 15-18 83.3% Game: 21-28 75.0%

Officials: Tony Padilla, David Hall, Michael Greenstein
 Technical fouls: Vanderbilt-TEAM. Arizona State-Martin, Remy.
 Attendance: 10797

ASU enters game ranked fifth in the AP poll.
 9-0 record entering is tied for best start in ASU history.

Score by periods	1st	2nd	Total
Vanderbilt	29	35	64
Arizona State	30	46	76

Last FG - VU 2nd-00:13, ASU 2nd-02:32.
 Largest lead - VU by 13 1st-15:03, ASU by 20 2nd-13:30.
 VU led for 19:34. ASU led for 20:03. Game was tied for 00:23.
 Points scored - 0 times.
 Lead changed - 1 time.



Official Basketball Box Score - Game Totals - Final Statistics
Houston Baptist vs Vanderbilt
 12/20/17 6 p.m. at Nashville, Tenn. (Memorial Gym)



Houston Baptist 48 • 4-9

#	Player	Total		3-Ptr		Rebounds			PF	TP	A	TO	Blk	Stl	Min
		FG-FGA	FT-FTA	FG-FGA	FT-FTA	Off	Def	Tot							
05	CARAHAR, David	f	3-12	0-2	1-2	3	3	6	1	7	2	3	0	0	24
15	HARDT, Edward	c	0-1	0-0	2-2	0	1	1	0	2	0	1	0	0	10
00	DUBOSE, Ian	g	6-10	1-2	7-13	3	1	4	4	20	1	1	0	0	32
21	GATES, JR., Will	g	0-3	0-1	0-0	1	1	2	1	0	0	0	0	0	19
30	BONDS, Braxton	g	2-8	0-0	0-1	2	2	4	3	4	0	2	0	3	33
02	MCKENZIE, Philip	g	2-4	0-0	1-4	4	5	9	0	5	0	1	0	0	17
04	O'SUJI, Stephen	g	0-1	0-0	0-0	0	1	1	0	0	0	0	0	0	3
11	EMILI, Chukeka	g	1-2	0-0	0-0	0	3	3	4	2	0	1	1	1	18
12	MYLES, Tim	g	0-3	0-0	0-0	1	0	1	2	0	1	2	2	1	12
22	GATES, Jalon	g	2-11	0-7	4-4	0	1	1	2	8	0	1	0	0	12
23	LYNCH-DANIELS, O.	g	0-6	0-4	0-0	0	2	2	1	0	1	1	0	1	20
	Team					2	2	4							
Totals			16-61	1-18	15-26	16	22	38	18	48	5	14	3	6	200

FG % 1st Half: 6-28 21.4% 2nd half: 10-33 30.3% Game: 16-61 26.2%
 3FG % 1st Half: 0-7 0.0% 2nd half: 1-11 9.1% Game: 1-18 5.6%
 FT % 1st Half: 5-9 55.6% 2nd half: 10-17 58.8% Game: 15-26 57.7%

Vanderbilt 81 • 4-7

#	Player	Total		3-Ptr		Rebounds			PF	TP	A	TO	Blk	Stl	Min
		FG-FGA	FT-FTA	FG-FGA	FT-FTA	Off	Def	Tot							
02	TOYE, Joe	f	2-8	0-3	3-4	0	3	3	1	7	2	0	2	1	23
11	ROBERSON, Jeff	f	4-8	1-4	8-8	3	7	10	3	17					

Official Basketball Box Score - Game Totals - Final Statistics
Vanderbilt vs Florida
 12/30/17 4 p.m. at Exactech Arena - Gainesville, Fla.



Vanderbilt 74 • 5-8, 0-1 SEC

#	Player	Total		3-Ptr		Rebounds			PF	TP	A	TO	Blk	Stl	Min
		FG-FGA	FG-FGA	FT-FTA	Off	Def	Tot								
02	TOYE, Joe	f	0-5	0-3	0-0	0	1	1	5	0	1	1	0	0	21
11	ROBERSON, Jeff	f	7-14	3-7	1-3	4	3	7	4	18	1	1	0	0	34
00	LEE, Saben	g	4-9	0-2	5-5	0	3	3	3	13	2	0	0	0	24
05	FISHER-DAVIS, M.	g	7-17	3-9	0-0	1	3	4	2	17	1	0	1	0	33
13	LACHANCE, Riley	g	3-5	2-4	3-3	0	4	4	4	11	3	2	0	1	26
01	WILLIS, Payton	g	3-6	3-4	1-2	1	1	2	4	10	4	0	0	0	28
03	AUSTIN, JR., Larry	g	0-1	0-0	0-0	0	0	0	0	0	1	1	0	0	7
10	EVANS, Maxwell	g	0-2	0-1	0-0	0	2	2	0	0	1	0	0	0	5
12	BAPTISTE, Djery	g	0-0	0-0	0-0	0	2	2	2	0	0	1	2	0	7
15	BROWN, Clevon	g	2-3	1-1	0-1	2	4	6	0	5	0	0	0	0	15
Team						4	1	5							
Totals			26-62	12-31	10-14	12	24	36	24	74	14	9	3	1	200

FG % 1st Half: 7-25 28.0% 2nd half: 19-37 51.4% Game: 26-62 41.9% Deadball Rebounds 0
 3FG % 1st Half: 5-12 41.7% 2nd half: 7-19 36.8% Game: 12-31 38.7%
 FT % 1st Half: 1-1 100.0 2nd half: 9-13 69.2% Game: 10-14 71.4%

Florida 81 • 9-4, 1-0 SEC

#	Player	Total		3-Ptr		Rebounds			PF	TP	A	TO	Blk	Stl	Min
		FG-FGA	FG-FGA	FT-FTA	Off	Def	Tot								
25	Stone, Keith	f	2-9	0-1	2-2	3	3	6	4	6	1	1	3	1	28
13	Hayes, Kevarrius	c	2-2	0-0	3-4	1	4	5	4	7	2	1	4	0	24
04	Koulechov, Egor	g	5-13	2-4	10-10	0	8	8	0	22	0	1	0	1	34
05	Allen, KeVaughn	g	4-6	2-3	6-6	0	3	3	2	16	1	0	2	1	38
11	Chiozza, Chris	g	7-15	1-4	2-2	0	4	4	3	17	3	1	0	0	36
00	Okaura, Mike	g	0-3	0-2	0-0	0	2	2	1	0	0	0	0	0	6
03	Hudson, Jalen	g	2-5	2-4	2-4	0	2	2	0	8	0	0	1	0	14
21	Bassett, Dontay	g	0-0	0-0	0-0	1	0	1	0	0	0	0	0	1	4
24	Ballard, Deaundrae	g	1-1	1-1	2-2	2	1	3	1	5	0	1	0	0	16
Team						1	1	2							
Totals			23-54	8-19	27-30	8	28	36	15	81	7	5	10	4	200

FG % 1st Half: 14-31 45.2% 2nd half: 9-23 39.1% Game: 23-54 42.6% Deadball Rebounds 2
 3FG % 1st Half: 7-15 46.7% 2nd half: 1-4 25.0% Game: 8-19 42.1%
 FT % 1st Half: 5-5 100.0 2nd half: 22-25 88.0% Game: 27-30 90.0%

Officials: Tony Greene, Tony Henderson, Vladimir Voyard-Tadal
 Technical fouls: Vanderbilt-None. Florida-None.
 Attendance: 10274
 VU#2 J.Toye fouls out at 7:35(2)

Score by periods	1st	2nd	Total
Vanderbilt	20	54	74
Florida	40	41	81

Last FG - VU 2nd-00:09, UF 2nd-00:43.
 Largest lead - VU None, UF by 20 1st-00:04.
 VU led for 00:00. UF led for 38:49. Game was tied for 01:11.

Points In Off 2nd Fast Bench
 VU Paint T/O Chance Break 2 15
 UF 26 16 6 5 13
 Score tied - 0 times.
 Lead changed - 0 times.

Official Basketball Box Score - Game Totals - Final Statistics
Alabama vs Vanderbilt
 01/02/18 6 p.m. at Nashville, Tenn. (Memorial Gym)



Alabama 75 • 9-5, 1-1 SEC

#	Player	Total		3-Ptr		Rebounds			PF	TP	A	TO	Blk	Stl	Min
		FG-FGA	FG-FGA	FT-FTA	Off	Def	Tot								
00	Hall, Donta	f	6-6	0-0	2-3	1	5	6	3	14	0	2	2	1	27
25	Key, Braxton	f	3-8	1-2	2-2	1	5	6	2	9	3	1	1	4	33
02	Sexton, Collin	g	8-14	1-2	7-7	0	3	3	4	24	5	2	0	3	30
12	Ingram, Dazon	g	2-4	0-1	5-6	0	6	6	1	9	2	2	3	0	29
23	Petty, John	g	1-6	0-3	0-0	0	1	1	0	2	1	1	0	1	28
04	Giddens, Daniel	g	1-2	0-0	3-4	0	1	1	4	5	1	0	0	1	12
05	Johnson Jr, Avery	g	2-4	2-3	0-0	0	2	2	1	6	0	1	0	0	19
10	Jones, Herbert	g	3-8	0-0	0-0	2	1	3	2	6	1	1	2	0	21
30	Smith, Galin	g	0-0	0-0	0-0	0	0	0	0	0	0	0	0	0	1
Team						0	3	3							
Totals			26-52	4-11	19-22	4	27	31	17	75	13	10	8	10	200

FG % 1st Half: 11-26 42.3% 2nd half: 15-26 57.7% Game: 26-52 50.0% Deadball Rebounds 1
 3FG % 1st Half: 3-8 37.5% 2nd half: 1-3 33.3% Game: 4-11 36.4%
 FT % 1st Half: 8-9 88.9% 2nd half: 11-13 84.6% Game: 19-22 86.4%

Vanderbilt 76 • 6-8, 1-1 SEC

#	Player	Total		3-Ptr		Rebounds			PF	TP	A	TO	Blk	Stl	Min
		FG-FGA	FG-FGA	FT-FTA	Off	Def	Tot								
11	ROBERSON, Jeff	f	5-11	2-2	5-6	0	5	5	3	17	2	2	0	2	34
15	BROWN, Clevon	f	1-5	0-3	1-2	3	2	5	2	3	1	1	2	1	16
00	LEE, Saben	g	7-14	2-4	7-9	1	0	1	1	23	2	3	0	3	27
10	EVANS, Maxwell	g	2-7	1-6	4-5	0	1	1	1	9	1	2	0	0	24
13	LACHANCE, Riley	g	3-5	2-3	2-2	0	2	2	2	10	5	3	0	0	30
01	WILLIS, Payton	g	0-3	0-3	0-0	0	1	1	1	0	0	0	0	0	10
02	TOYE, Joe	g	0-1	0-0	1-2	0	1	1	1	1	0	0	0	0	6
05	FISHER-DAVIS, M.	g	4-7	3-4	0-0	2	3	5	3	11	0	1	0	1	29
12	BAPTISTE, Djery	g	1-1	0-0	0-0	0	7	7	1	2	0	0	3	0	24
Team						3	2	5							
Totals			23-54	10-25	20-26	9	24	33	15	76	12	12	5	7	200

FG % 1st Half: 12-30 40.0% 2nd half: 11-24 45.8% Game: 23-54 42.6% Deadball Rebounds 1
 3FG % 1st Half: 8-16 50.0% 2nd half: 2-9 22.2% Game: 10-25 40.0%
 FT % 1st Half: 11-13 84.6% 2nd half: 9-13 69.2% Game: 20-26 76.9%

Officials: Doug Shows, Byron Jarrett, Owen Shortt
 Technical fouls: Alabama-None. Vanderbilt-None.
 Attendance: 9519

Score by periods	1st	2nd	Total
Alabama	33	42	75
Vanderbilt	43	33	76

Last FG - UA 2nd-00:06, VU 2nd-00:18.
 Largest lead - UA by 4 1st-18:11, VU by 15 2nd-19:16.
 UA led for 04:42. VU led for 33:57. Game was tied for 01:21.

Points In Off 2nd Fast Bench
 UA Paint T/O Chance Break 8 17
 VU 20 16 11 4 14
 Score tied - 3 times.
 Lead changed - 3 times.

Official Basketball Box Score - Game Totals - Final Statistics
Vanderbilt vs South Carolina
 1/6/18 6:45 p.m. ET at Columbia, S.C. (Colonial Life Arena)



Vanderbilt 60 • 6-9, 1-2 SEC

#	Player	Total		3-Ptr		Rebounds			PF	TP	A	TO	Blk	Stl	Min
		FG-FGA	FG-FGA	FT-FTA	Off	Def	Tot								
11	ROBERSON, Jeff	f	2-6	1-5	4-6	2	7	9	4	9	3	3	0	1	33
15	BROWN, Clevon	f	0-3	0-2	0-1	0	2	2	4	0	0	1	0	0	12
00	LEE, Saben	g	6-11	3-5	2-4	0	2	2	5	17	2	3	0	1	31
10	EVANS, Maxwell	g	1-4	1-3	2-2	3	1	4	4	5	0	4	0	1	23
13	LACHANCE, Riley	g	1-5	1-5	0-0	1	0	1	5	3	2	3	0	0	25
01	WILLIS, Payton	g	2-6	0-3	0-0	1	2	3	2	4	1	1	0	1	16
02	TOYE, Joe	g	0-1	0-0	0-0	0	2	2	1	0	0	1	0	0	9
03	AUSTIN, JR., Larry	g	0-0	0-0	0-0	0	0	0	0	0	0	0	0	0	0
05	FISHER-DAVIS, M.	g	4-11	2-6	2-2	1	4	5	1	12	2	3	4	0	27
12	BAPTISTE, Djery	g	3-7	0-0	4-5	1	4	5	5	10	0	0	0	3	24
Team						0	1	1							
Totals			19-54	8-29	14-20	9	25	34	31	60	10	19	4	7	200

FG % 1st Half: 8-23 34.8% 2nd half: 11-31 35.5% Game: 19-54 35.2% Deadball Rebounds 1,2
 3FG % 1st Half: 4-10 40.0% 2nd half: 4-19 21.1% Game: 8-29 27.6%
 FT % 1st Half: 8-12 66.7% 2nd half: 6-8 75.0% Game: 14-20 70.0%

South Carolina 71 • 10-5, 1-2 SEC

#	Player	Total		3-Ptr		Rebounds			PF	TP	A	TO	Blk	Stl	Min
		FG-FGA	FG-FGA	FT-FTA	Off	Def	Tot								
10	MINAYA, Justin	f	2-7	1-3	1-3	2	3	5	3	6	1	0	1	1	31
21	KOTSAR, Maik	f	1-2	0-0	0-0	0	5	5	4	2	1	2	1	0	20
30	SILVA, Chris	f	9-15	0-0	9-12	2	6	8	1	27	1	1	0	0	31
15	MYERS, Wesley	g	4-5	1-1	8-12	1	2	3	3	17	1	2	0	1	22
23	HINSON, Evan	g	2-4	0-2	2-2	0	2	2	2	6	0	0	0	0	13
00	BEATY, David	g	1-7	1-2	0-1	0	0	0	0	3	1	6	0	2	24
05	BOOKER, Frank	g	0-4	0-0	4-7	0	4	4	2	4	0				



Official Basketball Box Score - Game Totals - Final Statistics
Kentucky vs Vanderbilt
 01/13/18 3 p.m. at Nashville, Tenn. (Memorial Gym)



Kentucky 74 • 14-3, 4-1 SEC

#	Player	Total		3-Ptr		Rebounds		PF	TP	A	TO	Blk	Stl	Min	
		FG-FGA	FT-FTA	FG-FGA	FT-FTA	Off	Def								Tot
04	Richards, Nick	f	2-2	0-0	0-0	0	3	3	3	4	0	1	2	0	12
05	Knox, Kevin	f	5-9	0-2	7-7	1	3	4	2	17	1	1	0	1	28
25	Washington, PJ	f	2-4	1-1	5-8	3	5	8	2	10	2	4	0	0	38
03	Diallo, Hamidou	g	2-7	1-2	5-8	1	2	3	4	10	1	1	2	0	39
22	Gilgeous-Alexander	g	7-11	1-1	7-10	0	4	4	3	22	6	3	0	0	39
01	Killeya-Jones, Sacha	g	2-2	0-0	0-0	1	1	2	3	4	0	0	1	1	15
32	Gabriel, Wenyen	g	3-8	0-4	1-4	2	7	9	2	7	1	1	2	1	29
Team						1	1	2							
Totals			23-43	3-10	25-37	9	26	35	19	74	11	11	7	3	200

FG % 1st Half: 11-22 50.0% 2nd half: 12-21 57.1% Game: 23-43 53.5%
 3FG % 1st Half: 2-6 33.3% 2nd half: 1-4 25.0% Game: 3-10 30.0%
 FT % 1st Half: 12-18 66.7% 2nd half: 13-19 68.4% Game: 25-37 67.6%

Vanderbilt 67 • 6-11, 1-4 SEC

#	Player	Total		3-Ptr		Rebounds		PF	TP	A	TO	Blk	Stl	Min	
		FG-FGA	FT-FTA	FG-FGA	FT-FTA	Off	Def								Tot
11	ROBERSON, Jeff	f	6-12	2-7	6-6	2	5	7	4	20	1	0	0	0	38
12	BAPTISTE, Djery	c	0-2	0-0	2-2	2	2	4	4	2	0	1	2	0	21
00	LEE, Saben	g	4-10	1-3	3-4	2	1	3	3	12	3	3	0	2	31
05	FISHER-DAVIS, M.	g	2-6	0-3	5-5	1	2	3	2	9	0	0	0	1	16
13	LACHANCE, Riley	g	3-7	0-4	0-0	0	2	2	1	6	4	1	0	0	27
01	WILLIS, Payton	g	3-7	2-6	0-0	0	3	3	3	8	3	1	0	2	22
02	TOYE, Joe	g	1-6	0-1	2-3	1	0	1	3	4	0	0	0	0	21
10	EVANS, Maxwell	g	0-1	0-0	0-0	0	1	1	2	0	0	0	0	0	4
15	BROWN, Clevon	g	2-3	1-1	0-1	2	2	4	1	5	0	0	2	1	17
50	OBINNA, Ejike	g	0-1	0-0	1-2	1	0	1	0	1	0	0	0	0	3
Team						1	0	1							
Totals			21-55	6-25	19-27	12	18	30	23	67	11	7	4	6	200

FG % 1st Half: 7-27 25.9% 2nd half: 14-28 50.0% Game: 21-55 38.2%
 3FG % 1st Half: 1-11 9.1% 2nd half: 5-14 35.7% Game: 6-25 24.0%
 FT % 1st Half: 12-13 92.3% 2nd half: 7-14 50.0% Game: 19-27 70.4%

Officials: Tony Greene, Byron Jarrett, Garrick Shannon
 Technical fouls: Kentucky-None. Vanderbilt-None.
 Attendance: 13389

Score by periods	1st	2nd	Total
Kentucky	36	38	74
Vanderbilt	27	40	67

Last FG - UK 2nd-01:17, VU 2nd-00:34.
 Largest lead - UK by 9 1st-00:02, VU by 4 1st-17:03.
 UK led for 32:43. VU led for 02:17. Game was tied for 04:58.

Points	In	Off	2nd	Fast	Bench
UK	36	6	13	2	11
VU	26	10	6	0	18

Score tied - 3 times.
 Lead changed - 3 times.



Official Basketball Box Score - Game Totals - Final Statistics
Vanderbilt vs Mississippi State
 01-16-18 6 p.m. at Starkville, Miss. (Humphrey Coliseum)



Vanderbilt 62 • 6-12, 1-5

#	Player	Total		3-Ptr		Rebounds		PF	TP	A	TO	Blk	Stl	Min	
		FG-FGA	FT-FTA	FG-FGA	FT-FTA	Off	Def								Tot
11	ROBERSON, Jeff	f	5-10	0-4	0-1	0	2	2	4	10	2	2	0	0	26
12	BAPTISTE, Djery	c	1-3	0-0	0-0	0	2	2	2	2	0	1	0	0	12
00	LEE, Saben	g	2-6	0-3	2-2	5	5	1	6	4	2	0	0	0	28
01	WILLIS, Payton	g	3-8	2-6	0-0	0	0	0	0	8	0	0	0	1	26
13	LACHANCE, Riley	g	2-4	1-3	0-0	0	7	7	3	5	4	1	0	0	25
02	TOYE, Joe	g	1-2	1-2	0-0	0	1	1	1	3	1	1	0	0	20
03	AUSTIN, JR., Larry	g	2-2	0-0	0-0	0	1	1	1	4	2	0	0	1	16
10	EVANS, Maxwell	g	1-2	0-0	0-0	0	2	2	0	2	0	1	0	0	5
15	BROWN, Clevon	g	3-7	0-2	2-2	0	2	2	2	8	1	1	2	0	20
50	OBINNA, Ejike	g	6-9	0-0	2-2	1	3	4	1	14	0	1	1	0	22
Team						2	1	3							
Totals			26-53	4-20	6-9	3	26	29	15	62	14	10	3	2	200

FG % 1st Half: 11-26 42.3% 2nd half: 15-27 55.6% Game: 26-53 49.1%
 3FG % 1st Half: 1-10 10.0% 2nd half: 3-10 30.0% Game: 4-20 20.0%
 FT % 1st Half: 2-4 50.0% 2nd half: 4-5 80.0% Game: 6-9 66.7%

Mississippi State 80 • 14-4, 2-3

#	Player	Total		3-Ptr		Rebounds		PF	TP	A	TO	Blk	Stl	Min	
		FG-FGA	FT-FTA	FG-FGA	FT-FTA	Off	Def								Tot
24	Abdul Ado	f	4-7	0-0	1-4	3	3	6	4	9	1	0	1	1	14
35	Aric Holman	f	7-10	2-3	2-2	4	10	14	1	18	2	0	2	0	26
00	Nick Weatherspoon	g	1-7	0-3	0-0	0	3	3	1	2	4	0	0	0	21
11	Q Weatherspoon	g	8-12	1-3	2-3	1	3	4	2	19	4	2	0	1	28
23	Tyson Carter	g	3-8	2-4	1-1	1	4	5	2	9	2	1	2	30	
01	Lamar Peters	g	3-8	1-3	3-4	0	1	1	0	10	5	0	0	3	22
02	Eli Wright	g	2-3	0-0	1-1	1	0	1	1	5	2	0	0	1	21
03	Xavian Stapleton	g	3-9	2-4	0-0	0	0	0	0	8	0	0	0	0	24
22	KeyShawn Feazell	g	0-0	0-0	0-0	0	0	0	0	0	0	1	0	0	6
45	E.J. Datcher	g	0-0	0-0	0-0	1	0	1	0	0	0	0	1	0	8
Team						0	2	2							
Totals			31-64	8-20	10-15	11	26	37	11	80	20	4	5	8	200

FG % 1st Half: 14-34 41.2% 2nd half: 17-30 56.7% Game: 31-64 48.4%
 3FG % 1st Half: 3-13 23.1% 2nd half: 5-7 71.4% Game: 8-20 40.0%
 FT % 1st Half: 6-8 75.0% 2nd half: 4-7 57.1% Game: 10-15 66.7%

Officials: Doug Shows, Orlandis Poole, Terry Oglesby
 Technical fouls: Vanderbilt-None. Mississippi State-None.
 Attendance: 6633

Flagrant 1 Foul on VU #03 at 5:19 left in the 2nd half

Score by periods	1st	2nd	Total
Vanderbilt	25	37	62
Mississippi State	37	43	80

Last FG - VU 2nd-00:25, MS 2nd-00:40.
 Largest lead - VU None, MS by 21 2nd-03:03.
 VU led for 00:00. MS led for 36:23. Game was tied for 03:37.

Points	In	Off	2nd	Fast	Bench
VU	44	6	2	4	31
MS	42	17	7	10	23

Score tied - 4 times.
 Lead changed - 0 times.



Official Basketball Box Score - Game Totals - Final Statistics
LSU vs Vanderbilt
 01/20/18 12 p.m. at Nashville, Tenn. (Memorial Gym)



LSU 71 • 11-7, 2-4 SEC

#	Player	Total		3-Ptr		Rebounds		PF	TP	A	TO	Blk	Stl	Min	
		FG-FGA	FT-FTA	FG-FGA	FT-FTA	Off	Def								Tot
01	REATH, Duop	f	13-20	1-2	4-8	5	8	13	4	31	1	3	3	0	34
21	EPPS, Aaron	f	1-3	0-1	0-0	0	3	3	4	2	0	1	0	0	11
00	SAMPSON, Brandon	f	1-3	0-2	1-2	0	0	0	1	3	0	1	0	1	19
03	WATERS, Tremont	g	3-12	1-6	0-0	2	2	4	5	7	4	3	0	1	36
04	MAYS, Skylar	g	4-11	1-4	4-5	0	3	3	1	13	1	0	0	2	36
02	RACHAL, Brandon	g	2-6	0-0	4-6	1	1	2	3	8	0	1	1	1	18
05	EDWARDS, Daryl	g	1-2	1-2	0-0	0	2	2	3	3	1	1	0	0	17
10	ALEXANDER, Galen	g	0-1	0-1	0-0	1	1	2	0	0	0	0	0	0	3
14	ONWUASOR, Randy	g	1-3	0-1	0-0	2	2	4	1	2	0	1	0	0	21
44	SIMS, Wayde	g	1-1	0-0	0-0	1	0	1	2	2	0	0	0	0	5
Team						2	2	4							
Totals			27-62	4-19	13-21	14	24	38	24	71	7	12	4	5	200

FG % 1st Half: 10-28 35.7% 2nd half: 17-34 50.0% Game: 27-62 43.5%
 3FG % 1st Half: 2-8 25.0% 2nd half: 2-11 18.2% Game: 4-19 21.1%
 FT % 1st Half: 6-8 75.0% 2nd half: 7-13 53.8% Game: 13-21 61.9%

Vanderbilt 77 • 7-12, 2-5 SEC

#	Player	Total		3-Ptr		Rebounds		PF	TP	A	TO	Blk	Stl	Min	
		FG-FGA	FT-FTA	FG-FGA	FT-FTA	Off	Def								Tot
11	ROBERSON, Jeff	f	7-13	2-5	4-5	1	5	6	3	20	1	4	0	0	36
12	BAPTISTE, Djery	c	0-2	0-0	1-3	2	3	5	3	1	0	0	3	0	25
00	LEE, Saben	g	5-7	0-1	2-3	0	5	5	2	12	5	3	1	3	34



Official Basketball Box Score -- Game Totals -- Final Statistics
TCU vs Vanderbilt
 01/27/18 3 p.m. at Nashville, Tenn. (Memorial Gym)



TCU 78 • 15-6

#	Player	Total		3-Ptr		Rebounds			PF	TP	A	TO	Blk	Stl	Min
		FG-FGA	FG-FGA	FT-FTA	Off	Def	Tot								
10	BRODZIANSKY, Vlad	f	7-12	1-4	0-0	2	3	5	1	15	1	2	0	0	35
15	MILLER, JD	f	2-3	0-0	0-0	2	1	3	2	4	1	3	0	0	16
01	BANE, Desmond	g	6-11	0-3	0-0	2	2	4	2	12	2	1	1	1	32
25	ROBINSON, Alex	g	6-11	1-3	0-0	2	2	4	0	13	9	4	0	0	37
34	WILLIAMS, Kenrich	g	8-14	1-4	0-0	3	6	9	3	17	3	2	0	2	36
02	OLDEN, Shawn	g	2-4	2-4	0-0	0	1	1	0	6	0	0	0	0	15
12	NOI, Kouat	g	4-8	3-5	0-0	1	6	7	2	11	2	0	2	2	29
Team						2	1	3							
Totals			35-63	8-23	0-0	14	22	36	10	78	18	12	3	5	200

FG % 1st Half: 19-33 57.6% 2nd half: 16-30 53.3% Game: 35-63 55.6% Deadball Rebounds 0
 3FG % 1st Half: 2-8 25.0% 2nd half: 6-15 40.0% Game: 8-23 34.8%
 FT % 1st Half: 0-0 0.0% 2nd half: 0-0 0.0% Game: 0-0 0.0%

Vanderbilt 81 • 8-13

#	Player	Total		3-Ptr		Rebounds			PF	TP	A	TO	Blk	Stl	Min
		FG-FGA	FG-FGA	FT-FTA	Off	Def	Tot								
11	ROBERSON, Jeff	f	8-11	3-5	1-1	1	1	2	2	20	2	0	0	2	38
50	OBINNA, Ejike	c	0-0	0-0	0-0	0	0	0	1	0	0	0	0	0	5
00	LEE, Saben	g	4-10	1-2	2-3	2	1	3	2	11	4	1	0	3	31
10	EVANS, Maxwell	g	1-4	0-2	1-1	0	0	0	1	3	1	1	0	0	13
13	LACHANCE, Riley	g	9-15	4-8	2-2	1	4	5	0	24	4	2	0	0	35
01	WILLIS, Payton	g	2-3	2-3	0-0	0	1	1	2	6	2	1	0	0	18
02	TOYE, Joe	g	1-4	1-3	2-2	0	1	1	0	5	0	1	0	0	15
03	AUSTIN, JR., Larry	g	2-3	0-0	0-0	0	0	0	1	4	0	0	0	0	10
12	BAPTISTE, Djery	g	2-5	0-0	0-0	1	0	1	1	4	0	1	1	0	9
15	BROWN, Clevon	g	2-4	0-2	0-0	1	4	5	1	4	0	0	1	1	26
Team						1	2	3							
Totals			31-59	11-25	8-9	7	14	21	11	81	13	7	2	6	200

FG % 1st Half: 17-31 54.8% 2nd half: 14-28 50.0% Game: 31-59 52.5% Deadball Rebounds 0
 3FG % 1st Half: 6-14 42.9% 2nd half: 5-11 45.5% Game: 11-25 44.0%
 FT % 1st Half: 3-3 100.0% 2nd half: 5-6 83.3% Game: 8-9 88.9%

Officials: Doug Shows, Joe Lindsay, Owen Shortt
 Technical fouls: TCU-None. Vanderbilt-None.
 Attendance: 9755

Score by periods	1st	2nd	Total
TCU	40	38	78
Vanderbilt	43	38	81

	Points	In Paint	Off T/O	2nd Chance	Fast Break	Bench
TCU	40	8	8	9	17	
VU	34	21	14	12	23	

Last FG - TCU 2nd-00:47, VU 2nd-01:17. Score tied - 1 time.
 Largest lead - TCU by 5 1st-10:47, VU by 9 1st-16:59. Lead changed - 6 times.
 TCU led for 03:54. VU led for 34:39. Game was tied for 01:19.



2017-18 Roster

No.	Name	Pos.	Ht.	Wt.	Cl.-Yr	Hometown (Previous School)
0	Saben Lee	G	6-2	174	Fr. - 1st	Phoenix, Ariz. (Corona Del Sol)
1	Payton Willis	G	6-4	186	So. - 2nd	Fayetteville, Ark. (Fayetteville)
2	Joe Toye	G/F	6-7	206	Jr. - 3rd	Chicago, Ill. (Whitney Young)
3	Larry Austin, Jr.	G	6-2	182	R-Jr. - 4th	Springfield, Ill. (Xavier University/Lanphier)
4	Yanni Wetzell	F/C	6-10	235	R-So. - 3rd	Auckland, N.Z. (St. Mary's (Texas)/Westlake Boys)
5	Matthew Fisher-Davis	G	6-5	186	Sr. - 4th	Charlotte, N.C. (Butler)
10	Maxwell Evans	G	6-2	186	Fr. - 1st	Houston, Texas (Bellaire)
11	Jeff Roberson	F	6-6	220	Sr. - 4th	Houston, Texas (The Kinkaid School)
12	Djery Baptiste	C	6-10	235	R-So. - 3rd	Gonaives, Haiti (Prestonwood Christian (Texas))
13	Riley LaChance	G	6-2	185	Sr. - 4th	Brookfield, Wis. (Brookfield Central)
14	Isaiah Rice	G	5-11	189	Fr. - 1st	Indianapolis, Ind. (Park Tudor)
15	Clevon Brown	F	6-8	233	So. -2nd	San Antonio, Texas (Churchill)
32	Matt Ryan	F	6-8	209	R-So. - 3rd	Cortlandt Manor, N.Y. (Notre Dame/Iona Prep)
50	Ejike Obinna	F/C	6-10	234	Fr. - 1st	Enugu, Nigeria (Virginia Academy (Va.))

COACHING STAFF

Head Coach..... **Bryce Drew** (Valparaiso, 1998) - 2nd
 Associate Head Coach..... **Roger Powell** (Illinois, 2005) - 2nd
 Assistant Coach..... **Jake Diebler** (Valparaiso, 2009) - 2nd
 Assistant Coach..... **Casey Shaw** (Toledo, 1998) - 2nd
 Director of Scouting..... **Luke Simons** (Purdue, 2005) - 2nd
 Director of Operations..... **Matt Olinger** (Liberty, 2007) - 2nd
 Director of Recruiting/Player Personnel ... **Arte Culver** (Rice, 2006) - 1st

SUPPORT STAFF

Athletic Communications Dir. **Andy Boggs** (Florida State, 1998)
 Academic Support.... **Max-Maurice Martin** (South Carolina St, 1991)
 Athletic Trainer..... **Shannon Gordon** (Indiana State, 1992)
 Strength and Conditioning..... **Jeremy Anderson** (Liberty, 2011)

PRONUNCIATION GUIDE

Djery Baptiste..... **Jerry - Bap-TEEST**
 Clevon Brown..... **CLEE-von**
 Jake Diebler..... **DEEB-ler**
 Ejike Obinna..... **EEH-Je-KAY Oh-Bean-a**
 Jeff Roberson..... **ROE-ber-son**
 Joe Toye..... **TOY**

ROSTER BY CLASS

Seniors (3)

Matthew Fisher-DavisCharlotte, N.C.
Riley LaChanceBrookfield, Wisc.
Jeff RobersonHouston, Texas

Juniors (2)

Larry Austin, Jr...... Springfield, Ill.
Joe ToyeChicago, Ill.

Sophomores (5)

Djery Baptiste.....Gonaives, Haiti
Clevon Brown..... San Antonio, Texas
Matt Ryan.....Cortlandt Manor, N.Y.
Yanni Wetzell.....Auckland, N.Z.
Payton Willis..... Fayetteville, Ark.

Freshman (4)

Maxwell Evans.....Houston, Texas
Saben Lee.....Phoenix, Ariz.
Ejike Obinna.....Enugu, Nigeria
Isaiah Rice.....Indianapolis, Ind.

MEMORIAL MAGIC - THE HOME TO VANDERBILT HOOPS SINCE 1952

HISTORIC MEMORIAL GYMNASIUM IN 66TH SEASON

Storied Memorial Gymnasium is in its 66th season as the host venue of Vanderbilt basketball. The SEC's most historic hoops setting has played host to more than 950 men's contests as well as the 1984 and 1991 SEC Tournaments and 40 men's and women's NCAA Tournament contests (since the early 1980s).

As the oldest gymnasium in the SEC, Memorial Gymnasium is renowned for its end zone benches, raised floor and unique atmosphere. It was dedicated in 1952 as a memorial to all Vanderbilt men and women who served in World War II. It was built by the late master architect Edwin Keeble, who was commissioned to build a combination gymnasium/concert hall.

.779	All-time winning percentage at Memorial Gym (791-225).
.888	Winning percentage against non-conference opponents since 1990 (213-27).
6	Undefeated seasons at home.

Winningest Coaches at Memorial Gymnasium

Coach	Yrs	Record
1. Kevin Stallings (2000-16)	17	226-65
2. Roy Skinner (1959, 1962-76)	16	181-41
3. Bob Polk (1948-58, 1960-61)	8	96-15
4. C.M. Newton (1982-89)	8	91-37
5. Jan van Breda Kolff (1994-99)	6	75-20
6. Eddie Fogler (1990-93)	4	54-12

Coach Drew at Memorial Gymnasium

Coach	Yr	Record
Bryce Drew	2016-17	11-5
	2017-18	8-5

ANNUAL ATTENDANCE FIGURES

Year	All Games	Attendance	Average	NCAA Rank	SEC Games	SEC Attendance	Average
2017-18	13	119,244	9,173	-	4	43,178	10,794
2016-17	16	154,169	9,636	45	9	92,645	10,294
2015-16	16	178,167	11,135	36	9	107,318	11,924
2014-15	19	168,377	8,862	51	9	88,830	9,870
2013-14	16	152,539	9,534	45	9	92,455	10,273
2012-13	15	159,557	10,637	36	9	100,986	11,221
2011-12	18	246,561	13,698	18	8	112,368	14,046
2010-11	17	234,632	13,802	18	8	114,346	14,293
2009-10	16	217,965	13,623	21	8	113,539	14,192
2008-09	17	225,686	13,276	25	8	112,833	14,104
2007-08	19	254,954	13,418	22	8	113,713	14,214
2006-07	17	204,511	12,030	31	8	109,043	13,630
2005-06	16	195,159	12,197	24	8	108,258	13,532
2004-05 [^]	19	191,678	10,088	43	8	105,357	13,170
2003-04	17	192,301	11,312	33	8	106,990	13,374
2002-03	16	153,123	9,570	46	8	96,906	12,113
2001-02	17	150,325	8,843	50	8	93,873	11,734
2000-01	19	186,468	9,814	45	8	102,055	12,757
1999-00*	18	197,770	10,987	30	8	106,741	13,343
1998-99	16	192,538	12,034	26	8	106,128	13,266
1997-98	16	213,974	13,373	21	8	117,819	14,727
1996-97	16	207,771	12,986	25	8	120,214	15,027
1995-96	18	226,354	12,575	28	8	112,996	14,125
1994-95	13	183,042	14,080	17	8	118,932	14,867
1993-94	16	223,997	14,000	15	8	121,345	15,168
1992-93	14	212,156	15,154	11	8	122,536	15,317
1991-92	17	210,585	12,387	29	8	115,104	14,388
1990-91	16	214,638	13,415	19	9	133,482	14,831
1989-90	19	259,992	13,684	18	9	136,136	15,126
1988-89	15	224,657	14,977	13	9	137,212	15,246
1987-88	16	223,747	13,984	14	9	138,393	15,377
1986-87	17	226,343	13,314	14	9	130,854	14,539
1985-86	15	200,806	13,387	14	9	128,059	14,229
1984-85	16	194,390	12,149	17	9	122,514	13,613
1983-84	18	249,292	13,850	10	9	135,546	15,050
1982-83	17	237,584	13,976	9	9	135,418	15,046
1981-82	14	202,225	14,445	9	9	131,699	14,633
1980-81	15	227,478	15,165	9	9	136,436	15,160
1979-80	15	228,029	15,202	5	9	138,754	15,417
1978-79	14	215,330	15,380	5	9	139,930	15,547
1977-78	14	207,375	14,813	5	9	134,232	14,915
1976-77	15	211,966	14,131	4	9	149,108	16,568
1975-76	13	180,901	13,915	-	9	135,375	15,042
1974-75	12	178,527	14,877	-	9	134,304	14,923
1973-74	12	182,728	15,227	-	9	140,252	15,584
1972-73	12	173,567	14,464	-	9	131,193	14,577
1971-72	12	156,778	13,065	-	9	120,172	13,352
1970-71	12	170,634	14,220	-	9	130,260	14,473
1969-70	12	176,763	14,730	-	9	135,745	14,861
1968-69	12	126,896	10,575	-	9	95,300	10,589
1967-68	12	129,722	10,810	-	9	96,274	10,697
1966-67	12	105,492	8,791	-	9	79,173	8,797
1965-66	12	106,022	8,835	-	9	62,368	8,910
1964-65	12	98,821	8,235	-	9	65,712	8,214
1963-64	12	84,827	7,069	-	6	35,684	5,947
1962-63	12	75,261	6,272	-	6	46,183	6,598
1961-62	13	73,640	5,665	-	8	47,357	5,920
1960-61	13	74,187	5,707	-	7	45,549	6,507
1959-60	14	76,199	5,443	-	8	46,064	5,758

[^] First year capacity increased from 14,168 to 14,316; * First year capacity decreased from 15,311 to 14,168



VANDERBILT BASKETBALL QUICK HITTERS

- This is the 115th year of Vanderbilt basketball, with the first season taking place in 1900-01. There were no teams in 1904-05 and 1905-06.
- The Commodores have been named to 15 NCAA Tournaments and 12 NIT's. Vanderbilt advanced to the Elite 8 in 1965 (field of 23), and the Sweet 16 in 1988, 1993, 2004, and 2007. The Commodores captured the NIT Championship in 1990 and finished runner-up in 1994.
- The Commodores are a charter member of the SEC, with the 2017-18 season being the 85th year in the conference.
- Vanderbilt is the only private institution in the SEC with the lowest enrollment of any of the 14 schools (6,738).
- Vanderbilt's Perry Wallace became the first African-American scholarship basketball player in the SEC when he took the court in 1967.
- The Commodores have 47 career 1,000-point scorers, with Shan Foster (2004-08) the all-time leading scorer with 2,011 career points.
- Vanderbilt has had 12 All-Americans since 1950. They are: Billy Joe Adcock (1950), Clyde Lee (1965), Tom Hagan (1969), Jan van Breda Kolff (1974), Will Perdue (1988), Billy McCaffrey (1993), Dan Langhi (2000), Matt Freije (2004), Derrick Byars (2007), Shan Foster (2008), and John Jenkins (2011).
- Vanderbilt had two players selected in the 2016 NBA Draft - Wade Baldwin IV, Memphis, 17th pick and Damian Jones, Golden State 30th pick - one of only three schools with two or more players drafted in the first round. In all, 37 Vanderbilt players have been selected in the NBA Draft since 1950.
- The Commodores had three players drafted in the first 31 picks of the 2012 NBA Draft - John Jenkins, Atlanta, 23rd pick, Festus Ezeli, Golden State, 30th pick, Jeffery Taylor, Charlotte, 31st pick - the most by the Commodores in one draft.
- The Commodores ended a 61-year SEC Tournament drought in 2012 by claiming the tournament championship in New Orleans, the team's first SEC tournament championship since 1951.
- Kevin Stallings is the winningest coach in Vanderbilt history with 322 total victories (17 years, 322-220).
- All three of the university's top all-time scorers played for Kevin Stallings (Foster, Jeffery Taylor, Matt Freije). John Jenkins, who is 10th on the list, also played for him.
- Vanderbilt's intercollegiate athletics teams are nicknamed the Commodores, in honor of the nickname given to founder Cornelius Vanderbilt, who made his fortune in shipping. Vanderbilt donated \$1 million to begin "Central University" in 1875 - the campus was later renamed for Cornelius because of his generosity. Cornelius never stepped foot on the campus that bears his namesake.

SEC STANDINGS

2017-18 SEC STANDINGS (1/28)

	SEC	Pct.	All	Pct.
Auburn	7-1	.875	19-2	.905
Florida	6-2	.750	15-6	.714
Alabama	5-3	.625	14-7	.667
Kentucky	5-3	.625	16-5	.762
Tennessee	5-3	.625	15-5	.750
Arkansas	4-4	.500	15-6	.714
Ole Miss	4-4	.500	11-10	.524
South Carolina	4-4	.500	13-8	.619
LSU	3-5	.375	12-8	.600
Missouri	3-5	.375	13-8	.619
Georgia	3-5	.375	12-8	.600
Miss. State	3-5	.375	15-6	.714
Vanderbilt	2-6	.250	8-13	.381
Texas A&M	2-6	.250	13-8	.619

SEC STATS

VU TEAM SEC RANKINGS (1/28)

Category	SEC	All
Scoring	7th (70.2)	12th (71.3)
Scoring Defense	13th (76.4)	10th (71.8)
Scoring Margin	13th (-6.1)	14th (-0.5)
FT%	9th (.710)	6th (.731)
FG%	7th (.436)	13th (.427)
FG% Defense	14th (.469)	14th (.447)
3FG%	7th (.317)	11th (.324)
3FG% Defense	12th (.378)	8th (.331)
3FG Made	4th (7.9)	5th (8.2)
Rebound Margin	T-11th (-2.6)	10th (+0.2)
Blocks	T-11th (3.5)	12th (3.6)
Assists	10th (11.8)	14th (12.3)
Steals	13th (4.0)	13th (4.9)
Turnover Margin	10th (-1.9)	10th (-1.4)
Assist/TO Ratio	6th (1.1)	8th (1.1)

VU INDIVIDUAL SEC RANKINGS (1/28)

Player	SEC	Total
Jeff Roberson	8th (16.8)	9th (15.6)
Scoring	8th (16.8)	9th (15.6)
Rebounding	NA	T-6th (7.0)
FT%	NA	4th (.861)
Def. Rebounding	NA	7th (5.1)
FG%	5th (.505)	NA
Minutes Played	7th (34.0)	4th (32.8)
Riley LaChance	10th (.395)	3rd (.427)
3PT%	10th (.395)	3rd (.427)
3FG Made	T-9th (2.1)	T-9th (2.2)
A/TO Ratio	7th (2.1)	NA

2016-17 ALL-SEC TEAMS

FIRST TEAM ALL-SEC

- KeVaughn Allen, Florida
- J.J. Frazier, Georgia
- Yante Maten, Georgia
- De'Aaron Fox, Kentucky
- Malik Monk, Kentucky
- Sebastian Saiz, Ole Miss
- Sindarius Thornwell, South Carolina
- Luke Kornet, Vanderbilt**

SECOND TEAM ALL-SEC

- Moses Kingsley, Arkansas
- Kasey Hill, Florida
- Bam Adebayo, Kentucky
- Antonio Blakeney, LSU
- Quinnndary Weatherspoon, Miss State
- Robert Hubbs III, Tennessee
- Tyler Davis, Texas A&M
- Robert Williams, Texas A&M

ALL-FRESHMAN TEAM

- Braxton Key, Alabama
- Mustapha Heron, Auburn
- Bam Adebayo, Kentucky
- De'Aaron Fox, Kentucky
- Malik Monk, Kentucky
- Lamar Peters, Mississippi St.
- Grant Williams, Tennessee
- Robert Williams, Texas A&M

ALL-DEFENSIVE TEAM

- Moses Kingsley, Arkansas
- Kasey Hill, Florida
- Sindarius Thornwell, South Carolina
- Robert Williams, Texas A&M
- Luke Kornet, Vanderbilt**

COACH OF THE YEAR

- Mike White, Florida

PLAYER OF THE YEAR

- Sindarius Thornwell, South Carolina

SCHOLAR ATHLETE OF THE YEAR

- Luke Kornet, Vanderbilt**

FRESHMAN OF THE YEAR

- Malik Monk, Kentucky

SIXTH MAN OF THE YEAR

- Canyon Barry, Florida

DEFENSIVE PLAYER OF THE YEAR

- Robert Williams, Texas A&M



VANDERBILT COMBINED OVERALL STATISTICS



2017-18 Vanderbilt Basketball
 Vanderbilt Combined Team Statistics (as of Jan 28, 2018)
 All games



RECORD:	OVERALL	HOME	AWAY	NEUTRAL
ALL GAMES	8-13	8-5	0-6	0-2
CONFERENCE	2-6	2-2	0-4	0-0
NON-CONFERENCE	6-7	6-3	0-2	0-2

#	Player	gp-gs	min	avg	Total		3-Point		F-Throw		Rebounds				pf	dq	a	to	blk	stl	pts	avg
					fg-fga	fg%	3fg-fga	3fg%	ft-fa	ft%	off	def	tot	avg								
11	ROBERSON, Jeff	21-20	689	32.8	99-203	.488	36-93	.387	93-108	.861	41	107	148	7.0	62	1	28	34	6	15	327	15.6
13	LACHANCE, Riley	21-20	621	29.6	92-191	.482	47-110	.427	35-42	.833	9	58	67	3.2	37	2	59	21	0	7	266	12.7
05	FISHER-DAVIS, M.	16-9	443	27.7	61-162	.377	35-105	.333	34-39	.872	18	63	81	5.1	40	0	21	19	9	19	191	11.9
00	LEE, Saben	21-18	533	25.4	71-163	.436	12-50	.240	66-90	.733	15	39	54	2.6	47	2	69	43	5	25	220	10.5
01	WILLIS, Payton	20-3	344	17.2	28-83	.337	22-63	.349	16-27	.593	7	26	33	1.7	25	0	27	18	2	10	94	4.7
02	TOYE, Joe	21-9	358	17.0	34-102	.333	8-43	.186	19-32	.594	10	30	40	1.9	38	2	15	28	8	5	95	4.5
12	BAPTISTE, Djery	20-10	369	18.5	27-61	.443	0-0	.000	25-35	.714	30	60	90	4.5	60	4	4	18	23	6	79	4.0
15	BROWN, Clevon	21-3	302	14.4	33-73	.452	4-28	.143	10-22	.455	26	34	60	2.9	42	3	5	11	20	6	80	3.8
50	OBINNA, Ejike	14-5	134	9.6	15-22	.682	0-0	.000	13-24	.542	10	25	35	2.5	28	0	0	8	2	0	43	3.1
10	EVANS, Maxwell	18-5	202	11.2	19-58	.328	7-33	.212	9-12	.750	6	18	24	1.3	20	0	8	15	0	5	54	3.0
03	AUSTIN, JR., Larry	16-3	224	14.0	18-45	.400	1-4	.250	11-21	.524	7	20	27	1.7	24	0	22	10	0	4	48	3.0
14	RICE, Isaiah	2-0	6	3.0	0-2	.000	0-2	.000	1-2	.500	0	0	0	0.0	1	0	0	2	0	0	1	0.5
Team											36	31	67		1		18					
Total.....		21	4225		497-1165	.427	172-531	.324	332-454	.731	215	511	726	34.6	425	14	258	245	75	102	1498	71.3
Opponents.....		21	4225		528-1182	.447	123-372	.331	329-448	.734	200	521	721	34.3	392	-	236	215	82	96	1508	71.8

TEAM STATISTICS	VU	OPP	Date	Opponent	Score	Att.
SCORING	1498	1508	11/10/17	AUSTIN PEAY	w 73-54	8609
Points per game	71.3	71.8	11/13/17	at Belmont	L 60-69	5266
Scoring margin	-0.5	-	11/17/17	UNC ASHEVILLE	w 79-76	8048
FIELD GOALS-ATT	497-1165	528-1182	11/19/17	USC	Lot 89-93	8284
Field goal pct	.427	.447	11/23/17	vs Virginia	L 42-68	1874
3 POINT FG-ATT	172-531	123-372	11/24/17	vs Seton Hall	L 59-72	3952
3-point FG pct	.324	.331	11/28/17	RADFORD	w 74-62	8027
3-pt FG made per game	8.2	5.9	12/03/17	KANSAS STATE	L 79-84	8570
FREE THROWS-ATT	332-454	329-448	12/06/17	MIDDLE TENNESSEE	L 63-66	8739
Free throw pct	.731	.734	12/17/17	at Arizona State	L 64-76	10797
F-Throws made per game	15.8	15.7	12/20/17	HOUSTON BAPTIST	w 81-48	7909
REBOUNDS	726	721	12/22/17	ALCORN STATE	w 92-51	8125
Rebounds per game	34.6	34.3	* 12/30/17	at Florida	L 74-81	10274
Rebounding margin	+0.2	-	* 01/02/18	ALABAMA	w 76-75	9519
ASSISTS	258	236	* 01/06/18	at South Carolina	L 60-71	11391
Assists per game	12.3	11.2	* 01/09/18	TENNESSEE	L 84-92	11510
TURNOVERS	245	215	* 01/13/18	KENTUCKY	L 67-74	13389
Turnovers per game	11.7	10.2	* 01/16/18	at Mississippi State	L 62-80	6633
Turnover margin	-1.4	-	* 01/20/18	LSU	w 77-71	8760
Assist/turnover ratio	1.1	1.1	* 01/23/18	at Tennessee	L 62-67	14127
STEALS	102	96	01/27/18	TCU	w 81-78	9755
Steals per game	4.9	4.6				
BLOCKS	75	82				
Blocks per game	3.6	3.9				
ATTENDANCE	119244	64314				
Home games-Avg/Game	13-9173	6-9748				
Neutral site-Avg/Game	-	2-2913				

Score by Periods	1st	2nd	OT	Totals
Vanderbilt	679	810	9	1498
Opponents	688	807	13	1508

THE LAST TIME...

VANDERBILT INDIVIDUALS

Scoring:

Scored 25 points – Riley LaChance (25), at Tennessee, 1/23/2018

Scored 30 points – Matthew Fisher-Davis (31), vs. USC, 11/19/2017

Scored 35 points – Billy McCaffrey (35), vs. Georgia, 2/24/1993

Scored 40 points – Shan Foster (42) vs. Mississippi State, 3/5/2008

Two Players Had 20 Points – Jeff Roberson (20), Riley LaChance (24) vs. TCU, 1/27/2018

Three Players Had 20 Points – Derrick Byars (28), Shan Foster (21) and Ross Neltner (20) vs. Toledo, 12/2/2006

Scored 20 Points in Two Straight Games – Jeff Roberson (21), Riley LaChance (5) at Tennessee, 1/23/2018; Jeff Roberson (20), Riley LaChance (26) vs. LSU, 1/20/2018

Scored 20 Points in Three Straight Games – Jeff Roberson (21), Riley LaChance (5) at Tennessee, 1/23/2018; Jeff Roberson (20), Riley LaChance (26) vs. LSU, 1/20/2018; Jeff Roberson (20), Riley LaChance (24) vs. TCU, 1/27/2018

Scored 20 Points in Four Straight Games – John Jenkins vs. Monmouth (25), 11/25/11, vs. Xavier (20), 11/28/11, at Louisville (27), 12/2/2011, at Davidson (22), 12/7/2011

Scored 20 Points in Five Straight Games – Shan Foster vs. Georgia (29), 2/23/2008; vs. Tennessee (32), 2/26/2008; at Arkansas (22), 3/1/2008; vs. Mississippi State (42), 3/5/2008; at Alabama (21), 3/8/2008

Scored 20 Points in Six Straight Games – Shan Foster vs. Georgia (29), 2/23/2008; vs. Tennessee (32), 2/26/2008; at Arkansas (22), 3/1/2008; vs. Mississippi State (42), 3/5/2008; at Alabama (21), 3/8/2008; vs. Auburn (26), 3/13/2008

Five Players Scored in Double Figures – Jeff Roberson (18), Matthew Fisher-Davis (17), Saben Lee (13), Riley LaChance (11), Payton Willis (10) at Florida, 12/30/2017

Seven Players Scored in Double Figures – Damian Jones (10), Wade Baldwin IV (20), Riley LaChance (10), Nolan Cressler (14), Joe Toye (10), Matthew Fisher-Davis (12), Josh Henderson (11), vs. Detroit (12/2/15)

Four Players with 15 or more points – Jeff Roberson (19), Matthew Fisher-Davis (19), Riley LaChance (19), Luke Kornet (16) vs. Kentucky, 1/10/2017

Double-Doubles:

Double-Double – Jeff Roberson (17 points, 10 rebounds) vs. Houston Baptist, 12/20/2017

20-10 game – Jeff Roberson (20 points, 13 rebounds) vs. Seton Hall, 11/24/2017

30-10 game – Matthew Fisher-Davis (31 points, 11 rebounds) vs. USC, 11/19/2017
Back-to-back 20-10 games – Matt Freije vs. South Carolina (26 points, 11 rebounds) 1/28/04; vs. Kentucky (20 points, 11 rebounds) 1/31/04

Double-Double in Points and Rebounds – Jeff Roberson (17 points, 10 rebounds) vs. Houston Baptist, 12/20/2017

Double-Double in Points and Assists – Wade Baldwin IV (15 points, 10 assists) vs. Western Michigan, 12/30/2015

Double-Double in Points and Blocks – Luke Kornet (11 points, 10 blocks) vs. Auburn (1/12/2016)

Double-Double in Points and Steals – Never

Double-Double in Two Consecutive games – Jeff Roberson (13 points, 10 rebounds) vs. Austin Peay, 11/10/17; (13 points, 10 rebounds) at Belmont (13 points, 12 rebounds) 11/10/2017;
Double-Double in three consecutive games – Jeff Roberson vs. Austin Peay (13 points, 10 rebounds) 11/10/2017; at Belmont (13 points, 12 rebounds) 11/10/2017; vs. UNC Asheville (17 points, 12 rebounds) 11/10/2017

Two players record double-double – Damian Jones (24 points, 12 rebounds), Luke Kornet (10 points, 10 rebounds) vs. Trevecca, 11/16/2014

Triple-Doubles:

Triple-Double – Luke Kornet (11 points, 11 rebounds, 10 blocks) vs. Auburn, 1/12/16; Brad Tinsley (11 points, 10 rebounds, 10 assists) vs. Presbyterian, 11/12/2010

Field Goals:

Made 10 FG in a game – Damian Jones (10) at Saint Mary's, 3/18/2015

Made 11 FG in a game – Matthew Fisher-Davis (11) vs. Auburn, 1/4/2017

Made 12 FG in a game – Damian Jones (12) at Florida, 2/23/2016

Made 16 FG in a game – Shan Foster (16) vs. Mississippi State, 3/5/2008

Attempted 15 FG in a game – Riley LaChance (15) vs. LSU, 1/27/2018

Attempted 16 FG in a game – Damian Jones (16) at Miss. State, 2/16/2016

Attempted 17 FG in a game – Riley LaChance (17) at Tennessee, 1/23/2018

Attempted 18 FG in a game – Joe Toye (18) at Arizona State, 12/17/2017

Attempted 19 FG in a game – Rod Odom (19) vs. Missouri, 1/16/14

Attempted 20 FG in a game – Matthew Fisher-Davis (20), vs. Auburn, 1/4/2017

Three-Pointers:

Made 5 3-pointers in a game – Jeff Roberson (5) vs. Alcorn St., 12/22/2017

Made 6 3-pointers in a game – Matthew Fisher-Davis (6) vs. USC, 11/19/2017

Made 7 3-pointers in a game – Matthew Fisher-Davis (7) vs. Auburn, 1/4/2017

Made 8 3-pointers in a game – Shan Foster (8) vs. UMass, 1/5/2008

Made 9 3-pointers in a game – Shan Foster (9) vs. Mississippi State, 3/5/2008

Attempted 10 3-pointers in a game – Matthew Fisher-Davis (13) vs. USC, 11/19/2017

Attempted 15 3-pointers in a game – John Jenkins (16) vs. Oregon, 11/11/2011

Free Throws:

Made 10 FT in a game – Riley LaChance (10), vs. Radford, 11/28/2017

Made 12 FT in a game – Saben Lee (12) vs. Kansas St., 12/3/2017

Made 13 FT in a game – A.J. Ogilvy (13) vs. DePaul, 12/5/2009

Made 18 FT in a game – Matt Freije (18) vs. Indiana, 11/24/2003

Attempted 12 FT in a game – Wade Baldwin IV (13) at Tennessee, 1/20/16

Attempted 14 FT in a game – Wade Baldwin IV (14) vs. Florida, 1/26/2016

Attempted 15 FT in a game – Saben Lee (16) vs. Kansas St., 12/3/2017

Rebounds:

10 Rebounds in a game – Jeff Roberson (10), vs. Houston Baptist, 12/20/2017

15 Rebounds in a game – Jeff Roberson (16) vs. Minnesota, 12/3/16

10+ Rebounds in Three Consecutive Games – Jeff Roberson vs. Austin Peay (10) 11/10/2017; at Belmont (12) 11/10/2017; vs. UNC Asheville (12) 11/10/2017

Assists:

8 Assists – Payton Willis (8) vs. Santa Clara, 11/25/2016

9 Assists – Wade Baldwin IV (9) at Miss. State, 2/16/2016

10 Assists – Wade Baldwin IV (10) vs. Auburn, 1/12/16

11 Assists – Mario Moore (13) vs. Arkansas, 2/19/2005

12 Assists – Mario Moore (13) vs. Arkansas, 2/19/2005

13 Assists – Mario Moore (13) vs. Arkansas, 2/19/2005

14 Assists – Billy McCaffrey (14) vs. Kentucky, 1/13/1993

5+ Assists in Four Consecutive Games – Wade Baldwin IV (8) vs. Texas A&M, 2/4/16; (9) at Ole Miss, 2/6/16; (7) vs. Missouri, 2/10/16; (7) at Auburn, 2/13/16; (9) at Miss. St., 2/16/16; (7) vs. Georgia, 2/20/16

8+ Assists in Two Consecutive Games – Atiba Prater (9) at Georgia, 2/2/2000; (9) vs. Boston College, 2/6/2000

Blocks:

4 Blocked Shots – Matthew Fisher-Davis (4) at South Carolina, 1/6/2018

5 Blocked Shots – Luke Kornet (5) vs. Texas A&M, 2/16/2017

6 Blocked Shots – Luke Kornet (6) at Texas A&M, 3/5/2016

7 Blocked Shots – Luke Kornet (7) at Tennessee, 2/22/2017

10 Blocked Shots – Luke Kornet (10) vs. Auburn, 1/12/16

Steals:

4 Steals – Matthew Fisher-Davis (4) vs. Alcorn St., 12/22/2017

5 Steals – Riley LaChance (5) vs. Penn, 12/22/2014

6 Steals – Dan Cage (6) vs. Furman, 11/28/2006

7 Steals – James Strong (8) vs. Morehead State, 11/24/1998

8 Steals – James Strong (8) vs. Morehead State, 11/24/1998

Minutes:

Played every minute – Rod Odom vs. Florida, 2/25/14

Played over 40 minutes – Jeff Roberson (42), Riley LaChance (414) vs. Florida (3/10/17)

All 5 starters played 40 minutes – Steve Tchiengang (40), Brad Tinsley (40), Lance Goulbourne (41), Jeffery Taylor (41), and John Jenkins (41), at Louisville, 12/2/2011

Fouls:

Technical Foul – Team, at South Carolina, 1/6/2018

Fouled Out – Clevon Brown, at Tennessee, 1/23/2018

Two Players Fouled Out – Riley LaChance, Djery Baptiste, vs. Kansas St., 12/3/2017

Three Players Fouled Out – Saben Lee, Clevon Brown, Djery Baptiste vs. Tennessee, 1/9/2018

TEAM

Started the game with Opponent Technical Foul – Furman bench, 12/22/2008

Scored 95 or more points – 102 vs. Detroit, 12/2/15 (W, 102-52)

Scored 100 or more points – 102 vs. Detroit, 12/2/2015 (W, 102-52)

Scored 100 or more points (SEC game) – 102 at Ole Miss, 2/16/2012 (W, 102-76)

Scored 110 or more points – 113 vs. Alabama A&M 12/30/1998 (W, 113-71)

Scored 110 or more points (SEC game) – 111 vs. Alabama 2/21/1972 (W, 111-91)

Scored 120 or more points – 130 vs. Ole Miss 12/22/1970 (W, 130-112)

Scored 120 or more points (SEC game) – 130 vs. Ole Miss 12/22/1970 (W, 130-112)

Scored 130 or more points – 130 vs. Ole Miss 12/22/1970 (W, 130-112)

Scored Less than 50 points – 42 vs. Virginia (42), 11/23/2017

Scored Less than 40 points – 38 at Tennessee (L, 76-38), 3/1/2014

Scored 20 or less points in half – 17 (1st half) vs. Virginia, 11/23/2017 (L, 42-68)

Scored 90+ points in three consecutive games – 95 vs. Bradley, 11/24/2007 (W, 95-86); 91 vs. South Alabama, 11/29/2007 (W, 91-88); vs. Georgia Tech, 12/1/2007 (W, 92-79)

Allowed 90 or more points – 92, vs. Tennessee, 1/9/2018 (L, 92-84)

Allowed 100 or more points – 106, Kentucky, 3/5/2003 (L, 44-106)

Allowed Less than 50 points – 48, vs. Houston Baptist, 12/20/2017 (W, 81-48)

Allowed 40 or Less points – 31, at Mississippi State, 2/23/2013 (W, 72-31)

Shot 60% or better – .609 vs. Tenn. St., 11/23/14 (W, 78-46)

THE LAST TIME...

Shot 60% or better from three – .643 vs. Purdue, 12/13/14 (W, 81-71)
Shot over 67% FG – .679 vs. TSU, 12/19/2009 (W, 84-71)
Shot 50% or better – .525 vs. TCU, 1/27/2018
Shot lower than 30% – .231 vs. Virginia 11/23/17 (L, 68-42)
Allowed 60% shooting – .612 at Florida, 2/21/2009 (L, 68-82)
Scored 100 points in two consecutive games – 111 vs. North Alabama 12/20/1980 (W, 111-79) and 111 vs. Memphis 12/23/1980 (W, 111-96)
Scored 100 points in three consecutive games – Never
Scored 100 points in Consecutive SEC games – 104 vs. LSU 2/19/1972 (W, 104-83) and 111 vs. Alabama 2/21/1972 (W, 111-91)
Won game by 50 points or more – 71 vs. Union (Tenn.) (W, 95-24), 1911-12
Won game by 60 points or more – 71 vs. Union (Tenn.) (W, 95-24), 1911-12
Won game by 50 points or more – 50 vs. Detroit (W, 102-52) 12/2/2015
Lost by 25 or More Points – vs. Virginia, 11/23/17 (L, 68-42)
Game decided by one point – vs. Alabama, 1/2/2018 (W, 76-75)
Two consecutive games decided by one point – at South Carolina (L, 70-71) 1/7/1998 and Tennessee (W, 80-79) 1/10/1998
Three consecutive games decided by one point – Never
Shot 90% or Better from Free Throw Line (min. 10 att.) – 90.9% vs. Arkansas (20-22) 3/10/2017
Shot less than 50% from Free Throw Line – 46.9% vs. Morgan State (15-32) 11/23/13
Shot less than 20% from 3PT – .158 (3-19) vs. Wichita State 3/15/16 (L, 70-50)
Attempted 30 FT – 30 (20-30) vs. LSU, 1/20/2018
Attempted 35 FT – 39 (29-39) at Tennessee, 1/20/2016
Attempted 40 FT – 42 (29-42) vs. Florida, 2/3/2015
Attempted five or less FT – 3 at Texas A&M, 1/31/2017
Made 30 FT – 38, vs. Western Carolina, 12/16/14
Made 15 3FG – 16 vs. LSU, 12/29/2016
Won an Overtime Game – vs. Florida 3/10/17 (W, 72-62)
Lost an Overtime Game – Vs. USC 11/19/17 (L, 89-93)
Played Two Overtimes – vs. Yale 1/3/15 (W, 79-74)
Played Three Overtimes – at Ole Miss 2/17/1982 (L, 51-48)
Played Four Overtimes – at Ole Miss 2/17/1982 (L, 51-48)
Played consecutive games that went to overtime – vs. Xavier 11/28/2011 (L, 82-70) and at Louisville, 12/2/2011 (L, 62-60)
Had 20 Turnovers – 26, at Arkansas, 1/5/2016
Had 10 Blocks – 10, vs. Auburn, 1/12/2016

OPPONENT - INDIVIDUALS

Scoring:
Scored 25 points – Chris Silva (27) at South Carolina, 1/6/2018

Scored 30 points – Duop Reath (31) vs. LSU, 1/20/2018
Scored 35 points – Grant Williams (37), vs. Tennessee, 1/9/2018
Scored 40 points – Morris Almond (44), Rice, 1/3/2007
Two Players Had 20 Points – Grant Williams (37), Admiral Schofield (22), vs. Tennessee, 1/9/2018
Five Players Scored in Double Figures Deandre Burnett (17), Terence Davis (17), Breein Tyree (11), Justas Furmanavicius (11), Sebastian Saiz (10), vs. Ole Miss, 2/4/2017
Six Players Scored in Double Figures – Bam Doyno (22), Dwayne Curtis (12), Todd Abernethy (11), Clarence Sanders (11), Polynice (10) and Williams (10), vs. Ole Miss, 1/27/2007
Four Players with 15 or more points – Erik Daniels (20), Marquis Estill (17), Kelenna Azubuike (16) and Gerald Fitch (15) vs. Kentucky, 3/5/2003

Double-Doubles:

Double-Double – Duop Reath (31 points, 13 rebounds) vs. LSU, 1/20/2018
Triple-Double – Sam Muldrow (16 points, 14 rebounds and 10 blocks) at South Carolina, 1/8/2010
20-10 game – Dylan Windler (24 points, 11 rebounds), at Belmont, 11/13/2017
30-10 game – Ben Simmons (36 points, 14 rebounds), LSU, 1/2/2016

Double-Double in Points and Rebounds

– Duop Reath (31 points, 13 rebounds) vs. LSU, 1/20/2018
Double-Double in Points and Assists – Nick Calathes (15 points, 10 assists) at Florida, 1/27/2008
Two players record double-doubles – Prince Ibeh (13 points, 11 rebounds), Kerwin Roach, Jr. (15 points, 11 rebounds), at Texas, 1/30/2016

Field Goals:

Made 10 FG in a game – Bryant McIntosh (10) vs. Northwestern, 3/16/2017
Made 11 FG in a game – Tyler Davis (11), vs. Texas A&M, 2/16/2017
Made 12 FG in a game – Grant Williams (12) vs. Tennessee, 1/9/2018
Made 13 FG in a game – Duop Reath (13) vs. LSU, 1/20/2018
Attempted 15 FG in a game – Chris Silva (15) at South Carolina, 1/6/2018
Attempted 16 FG in a game – Giddy Potts (16) vs. M. Tennessee, 12/6/2017
Attempted 17 FG in a game – Jaylen Barnford (17), vs. Arkansas, 3/11/2017
Attempted 18 FG in a game – Nick King (18) vs. M. Tennessee, 12/6/2017
Attempted 19 FG in a game – Jordan McLaughlin (12), vs. USC, 11/19/2017
Attempted 20 FG in a game – Duop Reath (20) vs. LSU, 1/20/2018
Attempted 25 FG in a game – Malik Monk (21) at Kentucky, 2/28/2017

Three-Pointers:

Made 5 3-pointers in a game – Jordan Bowden (5), at Tennessee, 1/23/2018

Made 6 3-pointers in a game – Jamal Murray, vs. Kentucky (6), 2/27/16
Made 7 3-pointers in a game – Chandler Parsons (7) vs. Florida, 1/25/2009
Made 8 3-pointers in a game – Brian Sullivan (8) vs. Miami (OH), 1/2/2012
Attempted 10 3-pointers in a game – Jordan McLaughlin (11), vs. USC, 11/19/2017

Free Throws:

Made 10 FT in a game – Grant Williams (12) at Tennessee, 1/23/2018
Made 16 FT in a game – Ben Simmons (16), LSU, 1/2/2016
Made 17 FT in a game – Morris Almond (17) at Rice, 1/3/2007

Attempted 10 FT in a game – Shai Gilgeous-Alexander vs. Kentucky, 1/13/2018
Attempted 13 FT in a game – Ian Dubose (13) vs. Houston Baptist, 12/20/2017
Attempted 14 FT in a game – Grant Williams, (14) at Tennessee, 1/23/2018
Attempted 15 FT in a game – Grant Williams (15) vs. Tennessee, 1/9/2018

Rebounds:

10 Rebounds in a game – Duop Reath (13) vs. LSU, 1/20/2018
15 Rebounds in a game – Sebastian Saiz (16), vs. Ole Miss, 2/4/2017
18 Rebounds in a game – Daniel Northern (18) vs. Tennessee Tech, 12/20/2008
19 Rebounds in a game – Omar Samhan (19) at St. Mary's, 11/20/2009
20 Rebounds in a game – Roy Rogers (20) at Alabama, 1/3/1996

Assists

8 Assists – Alex Caruso (8) at Texas A&M, 3/5/16
9 Assists – John Wall (9) at Kentucky, 1/30/2010
10 Assists – Alex Caruso (10) at Texas A&M, 1/31/2015
11 Assists – Dee Bost (11) vs. Mississippi State, 3/11/2011
12 Assists – G.G. Smith (12) vs. Georgia, 2/3/1999

Blocks:

4 Blocked Shots – Kevarrius Hayes (4), at Florida, 12/30/2017
5 Blocked Shots – Karl-Anthony Towns, (7), at Kentucky, 1/20/15
6 Blocked Shots – Reggie Lynch, (6), vs. Minnesota, 12/3/16
7 Blocked Shots – A.J. Hammons, (7), at Purdue, 12/22/15
8 Blocked Shots – Jarvis Varnado (9) vs. Mississippi State, 2/3/2010
10 Blocked Shots – Sam Muldrow (10) at South Carolina, 1/8/2011

Steals:

5 Steals – Devon Baukman (5) vs. Tennessee, 3/10/2016
6 Steals – Jajuan Johnson (6) vs. Marquette, 11/11/2016
7 Steals – Aaron Lucas (7) at South Carolina, 1/19/2002
8 Steals – Steve Wojciechowski (8) at Duke, 11/22/1996

Two players with 3 steals – Bobby Portis (4), Rashad Madden (3) at Arkansas, 1/10/15

Minutes:

Played every minute – Admon Gilder vs. Texas A&M, 2/16/2017
Played over 40 minutes – Devin Robinson (41), vs. Florida, 3/10/17

Fouls:

Technical Foul – Remy Martin, at Arizona State, 12/17/17
Fouled Out – Admiral Schofield, at Tennessee, 1/23/2018
Three Players Fouled Out – Donte' Williams, Nemanja Djurjistic, John Florveus vs. Georgia, 1/14/2012

OPPONENT - TEAM

Scored 90 or more points at Memorial Gym – 92 vs. Tennessee, 1/9/2018 (L, 84-92)
Scored 100 or more points – 106 at Kentucky 3/5/2003 (L, 44-106)
Scored 110 or more points – 120 vs. Kentucky 2/7/1996 (L, 81-120)
Scored 120 or more points – 120 vs. Kentucky 2/7/1996 (L, 81-120)
Scored 130 or more points – Never
Scored Less than 50 points – 41 vs. Texas A&M, 3/9/17 (W, 66-41)
Scored Less than 40 points – 31 at Mississippi State, 2/23/2013 (W, 72-31)
Shot 50% or Better – .535 vs. Kentucky (UK 74-67), 1/13/2018
Shot 60% or Better – .612 at Florida (UF 82, VU 68), 2/21/2009
Shot 60% or Better from 3PT – .800 (12-15), vs. High Point, 12/6/2016
Shot less than 30% FG – .262 (16-61), vs. Houston Baptist, 12/20/2017 (W, 81-48)
Shot less than 15% from 3PT – .056 (1-18), vs. Houston Baptist, 12/20/2017 (W, 81-48)
Held Opponent Without a 3-Pointer – vs. Nebraska, 11/18/10 (W, 59-49)
Shot 90% or Better from Free Throw Line – 90.0, at Florida, 12/30/2017 (27-30)
Shot less than 50% from Free Throw Line – .467, vs. Minnesota, 12/3/2016 (L, 52-56)
Attempted 30 FT – 32, at Tennessee, 1/23/2018
Attempted 40 FT – 42 at Mississippi State, 2/12/2007
Attempted 45 or More FT – 49 at South Carolina, 1/28/2009
Attempted Zero FT – vs. TCU, 1/27/2018
Attempted five or less FT – 1 vs. Miami (OH), 1/2/2012
Made 30 FT – 32, at South Carolina, 1/28/2009
Made 0 FT – vs. TCU, 1/27/2018
Made 12 3PT – 12, vs. High Point, 12/6/2016
Made 15 3PT – 15, vs. Florida, 1/25/2009
Attempted 30 or more 3PT – 41 vs. Belmont, 11/15/16
Had 20 Turnovers – 20 vs. MTSU, 12/21/2012



LARRY AUSTIN, JR.

3

R-Junior, Guard
6'2" 185 lbs.
Springfield, Ill.
Xavier University

SEASON HIGHS

Points: 13, vs. USC (11/19/17)
FG Made: 5, vs. USC (11/19/17)
FG Atts: 9, vs. USC (11/19/17)
3FG Made: 1, vs. Alcorn St. (12/22/17)
3FG Atts: 1, 3x, last vs. Alcorn St. (12/22/17)
FT Made: 3, vs. USC (11/19/17)
FT Atts: 7, vs. USC (11/19/17)
Rebounds: 4, vs. USC (11/19/17)
Assists: 6, vs. USC (11/19/17)
Turnovers: 2, vs. USC (11/19/17)
Blocks:
Steals: 1, 3x, last at Tennessee (1/23/18)
Minutes: 32, vs. USC (11/19/17)

CAREER HIGHS

Points: 13, vs. USC (11/19/17)
FG Made: 6, Wright State (12/8/15)
FG Atts: 9, vs. USC (11/19/17)
3FG Made: 1, vs. Alcorn St. (12/22/17)
3FG Atts: 1, 4x, last vs. Alcorn St. (12/22/17)
FT Made: 4, at DePaul (1/30/16)
FT Atts: 7, vs. USC (11/19/17)
Rebounds: 6, vs. Wright State (12/8/15)
Assists: 4, 2x, last at DePaul (1/30/16)
Turnovers: 3, 2x, last vs. W. Kentucky (12/5/15)
Blocks:
Steals: 3, vs. Missouri (11/17/15)
Minutes: 32, vs. USC (11/19/17)

AUSTIN, JR. NOTEBOOK

- ✦ Played 17 minutes at Tennessee, the most since playing 21 against Virginia on November 23.
- ✦ Scored career-high 13 points in overtime loss to USC.
- ✦ Transferred from Xavier in the spring of 2016; redshirted the 2016-17 season after transferring.
- ✦ Scored a career-high 12 points to go with five rebounds and four assists in 17 minutes at DePaul on Jan. 30 ... Averaged 9.8 minutes per game as the backup point guard ... Scored six points in 11 minutes at St. John's on Jan. 6 ... Contributed four points and three assists in 12 minutes vs. USC on Nov. 27.
- ✦ 2014 Class 3A unanimous First Team All-State selection by the Associated Press, Chicago Tribune and Chicago Sun-Times at Lanphier High School.
- ✦ Larry Austin, Jr...February 18, 1996...Son of Larry, Sr. and Christa Austin...Siblings are Terrian, Trinere, Tiera, Deandre, and Nick...Majoring in Sociology...Advice to youngsters: "Stay in School."

AUSTIN, JR. GAME-BY-GAME (JUNIOR)

Opponent	M	FG-A	3P-A	FT-A	Reb	PF	A	T	B	S	PTS
N10 Austin Peay*	20	1-4	0-1	0-2	3	1	2	1	0	0	2
N13 @Belmont*	10	1-2	0-0	0-0	1	0	0	0	0	0	2
N17 UNC Asheville	18	0-2	0-0	2-4	1	1	2	0	0	1	2
N19 USC	32	5-9	0-0	3-7	4	4	6	2	0	0	13
N23 vs. Virginia	21	2-6	0-0	1-2	5	2	0	1	0	1	5
N24 Seton Hall*	16	0-3	0-1	0-0	1	3	2	3	0	0	0
N28 Radford	4	0-1	0-0	0-0	0	1	0	0	0	0	0
D3 Kansas State	DNP										
D6 Middle Tennessee	DNP										
D17 @Arizona State	13	2-3	0-0	2-2	1	2	0	0	0	0	6
D20 Houston Baptist	14	0-1	0-1	1-2	4	3	2	1	0	0	1
D22 Alcorn State	15	2-4	1-1	0-0	2	2	2	0	0	0	5
D30 @Florida	7	0-1	0-0	0-0	0	0	1	1	0	0	0
J2 Alabama	DNP										
J6 @South Carolina	0+	0-0	0-0	0-0	0	0	0	0	0	0	0
J9 Tennessee	DNP										
J13 Kentucky	DNP										
J16 @Miss. State	16	2-2	0-0	0-0	1	1	2	0	0	1	4
J20 LSU	6	1-2	0-0	0-0	1	1	0	0	0	0	2
J23 @Tennessee	17	0-2	0-0	2-2	3	2	3	1	0	1	2
J27 TCU	10	2-3	0-0	0-0	0	1	0	0	0	0	4
J30 @Kentucky											
F3 @Auburn											
F7 Georgia											
F10 @Arkansas											
F14 Miss. State											
F17 Florida											
F20 @LSU											
F24 Texas A&M											
F27 Missouri											
M3 @Ole Miss											

Austin's Overall Statistics

Year	GP	GS	Min	Avg	FG	FGA	Pct	3FG	3FGA	Pct	FT	FTA	Pct	Off	Def	Tot	Avg	PF	FO	Ast	TO	Bik	Stl	Pts	Avg
2014-15*	26	1	111	4.3	7	14	.500	0	0	.000	3	4	.750	1	10	11	0.4	15	0	6	11	0	5	17	0.7
2015-16*	34	0	334	9.8	21	52	.404	0	1	.000	20	32	.625	8	30	38	1.1	40	0	39	26	0	19	62	1.8
2017-18	16	3	224	14.0	18	45	.400	1	4	.250	11	21	.524	7	20	27	1.7	24	0	22	10	0	4	48	3.0
TOTAL	76	4	669	8.8	46	111	.414	1	5	.200	34	57	.596	16	60	76	1.0	79	0	67	47	0	28	127	1.7

Austin's SEC Statistics

Year	GP	GS	Min	Avg	FG	FGA	Pct	3FG	3FGA	Pct	FT	FTA	Pct	Off	Def	Tot	Avg	PF	FO	Ast	TO	Bik	Stl	Pts	Avg
2017-18	5	0	46	9.2	3	7	.429	0	0	.000	2	2	1.000	1	4	5	1.0	4	0	6	2	0	2	8	1.6
TOTAL	5	0	46	9.2	3	7	.429	0	0	.000	2	2	1.000	1	4	5	1.0	4	0	6	2	0	2	8	1.6





DJERY BAPTISTE

12

R-Sophomore, Center
6'10" 235 lbs.
Gonaives, Haiti
Prestonwood Christian HS

SEASON HIGHS

Points: 13, vs. UNC Asheville (11/17/17)
FG Made: 5, vs. UNC Asheville (11/17/17)
FG Atts: 7, vs. M. Tennessee (12/6/17)
3FG Made:
3FG Atts:
FT Made: 5, vs. USC (11/19/17)
FT Atts: 6, vs. USC (11/19/17)
Rebounds: 9, vs. Kansas State (12/3/17)
Assists: 1, 3x, last vs. M. Tennessee (12/6/17)
Turnovers: 3, vs. Kansas State (12/3/17)
Blocks: 3, 2x, last vs. Alabama (1/2/18)
Steals: 3, at South Carolina (1/6/18)
Minutes: 34, vs. USC (11/19/17)

CAREER HIGHS

Points: 13, vs. UNC Asheville (11/17/17)
FG Made: 5, vs. UNC Asheville (11/17/17)
FG Atts: 6, 2x, last vs. Kansas State (12/3/17)
3FG Made:
3FG Atts:
FT Made: 5, vs. USC (11/19/17)
FT Atts: 6, 2x, last vs. USC (11/19/17)
Rebounds: 9, vs. Kansas State (12/3/17)
Assists: 1, 4x, last vs. M. Tennessee (12/6/17)
Turnovers: 3, vs. Kansas State (12/3/17)
Blocks: 3, 3x, last vs. Alabama (1/2/18)
Steals: 3, at South Carolina (1/6/18)
Minutes: 34, vs. USC (11/19/17)

BAPTISTE NOTEBOOK

- ✪ Scored in double figures for second time this season at South Carolina with 10 points.
- ✪ Tallied career highs in points (13), field goals made (5), then-rebounds (8), and minutes played (25) in win over UNC Asheville; played career-high 34 minutes vs. USC - scored nine points and had seven rebounds.
- ✪ Had career-high nine rebounds vs. Kansas State.
- ✪ Played in all 35 games and made one start in 2016-17. Averaged 1.8 points and 1.9 rebounds per game.
- ✪ Tied a career high with eight points in win over Miss. State.
- ✪ Made first career-start vs. Butler.
- ✪ Tallied career-high eight points and three rebounds vs. Belmont; had 7 points and 7 rebounds vs. Norfolk St.
- ✪ Redshirted the 2015-16 season.
- ✪ Signed with the Commodores in November of 2014...Chose the Commodores over UConn, SMU, Oregon, and USC, and was ranked the eighth-best player in the state of Texas according to ESPN.
- ✪ Originally from Haiti, Baptiste is one of the most physically impressive prospects in the 2015 class. He speaks four languages and hopes to one day be a diplomat in his native country.
- ✪ Attended the Prestonwood Christian Academy in Plano, Texas, where he averaged 10 points, 10 rebounds, three blocks, two assists, and one steal in his senior season...Helped lead his Lion teams to four consecutive state championships...Named his team's Defensive Player of the Year in his senior season.
- ✪ Djery Jean Baptiste...November 12, 1995...Son of Hebert Jean Baptiste and Wislonde Destin...Plans to major in Public Policy and Linguistics...Recipient of the Myer Family Men's Basketball Scholarship...Advice to youngsters: "Seek God."

BAPTISTE GAME-BY-GAME (SOPHOMORE)

Opponent	M	FG-A	3P-A	FT-A	Reb	PF	A	T	B	S	PTS
N10 Austin Peay*	12	1-1	0-0	0-0	4	4	1	2	0	2	2
N13 @Belmont*	13	0-2	0-0	1-2	4	4	0	2	1	0	1
N17 UNC Asheville	25	5-6	0-0	3-4	8	4	1	2	1	0	13
N19 USC	34	2-2	0-0	5-6	7	3	0	1	0	0	9
N23 vs. Virginia	20	1-1	0-0	3-4	6	1	1	0	0	0	3
N24 Seton Hall	15	0-1	0-0	2-2	2	5	0	2	0	0	2
N28 Radford*	31	3-5	0-0	2-3	3	0	0	0	1	0	8
D3 Kansas State*	25	2-6	0-0	1-2	9	5	0	3	2	1	5
D6 Middle Tennessee*	22	2-7	0-0	0-0	6	2	1	0	3	0	4
D17 @Arizona State	DNP										
D20 Houston Baptist	9	1-3	0-0	0-0	4	4	0	1	1	0	2
D22 Alcorn State	8	1-1	0-0	0-0	2	1	0	0	0	0	2
D30 @Florida	7	0-0	0-0	0-0	2	2	0	1	2	0	0
J2 Alabama	24	1-1	0-0	0-0	7	1	0	0	3	0	2
J6 @South Carolina	24	3-7	0-0	4-5	5	5	0	0	0	3	10
J9 Tennessee*	17	0-2	0-0	1-2	4	5	1	1	1	0	1
J13 Kentucky*	21	0-2	0-0	2-2	4	4	0	1	2	0	2
J16 @Miss. State*	12	1-3	0-0	0-0	2	2	0	1	0	0	2
J20 LSU*	25	0-2	0-0	1-3	5	3	0	0	3	0	1
J23 @Tennessee*	16	2-4	0-0	0-0	5	4	0	0	1	0	4
J27 TCU	9	2-5	0-0	0-0	1	1	0	1	1	0	4
J30 @Kentucky											
F3 @Auburn											
F7 Georgia											
F10 @Arkansas											
F14 Miss. State											
F17 Florida											
F20 @LSU											
F24 Texas A&M											
F27 Missouri											
M3 @Ole Miss											

Baptiste's Overall Statistics at Vanderbilt

Year	GP	GS	Min	Avg	FG	FGA	Pct	3FG	3FGA	Pct	FT	FTA	Pct	Off	Def	Tot	Avg	PF	FO	Ast	TO	Blk	Stl	Pts	Avg
2016-17	35	1	275	7.9	25	48	.521	0	0	.000	13	20	.650	25	40	65	1.9	59	0	1	24	14	4	63	1.8
2017-18	20	10	369	18.5	27	61	.443	0	0	.000	25	35	.714	30	60	90	4.5	60	4	4	18	23	6	79	4.0
TOTAL	55	11	644	11.7	52	109	.477	0	0	.000	38	55	.691	55	100	155	2.8	119	4	5	42	37	10	142	2.6

Baptiste's SEC Statistics at Vanderbilt

Year	GP	GS	Min	Avg	FG	FGA	Pct	3FG	3FGA	Pct	FT	FTA	Pct	Off	Def	Tot	Avg	PF	FO	Ast	TO	Blk	Stl	Pts	Avg
2016-17	18	0	118	6.6	9	16	.563	0	0	.000	5	8	.625	11	18	29	1.6	28	0	0	9	5	2	23	1.3
2017-18	8	5	146	18.3	7	21	.333	0	0	.000	8	12	.667	9	25	34	4.3	26	2	1	4	12	3	22	2.8
TOTAL	26	5	264	10.2	16	37	.432	0	0	.000	13	20	.650	20	43	63	2.4	54	2	1	13	17	5	45	1.7



CLEVON BROWN

15

Sophomore, Forward
6'8" 233 lbs.
San Antonio, Texas
Churchill HS

SEASON HIGHS

Points: 13, vs. Austin Peay (11/10/17)
FG Made: 6, vs. Austin Peay (11/10/17)
FG Atts: 11, vs. Austin Peay (11/10/17)
3FG Made: 1, 4x, last vs. Kentucky (1/13/18)
3FG Atts: 3, vs. Austin Peay (11/10/17)
FT Made: 2, 2x, last at Miss. State (1/16/18)
FT Atts: 2, 4x, last at Miss. State (1/16/18)
Rebounds: 6, 2x, last at Florida (12/30/17)
Assists: 1, 4x, last at Tennessee (1/23/18)
Turnovers: 2, vs. Tennessee (1/9/18)
Blocks: 3, 2x, last vs. Houston Baptist (12/20/17)
Steals: 2, vs. Austin Peay (11/10/17)
Minutes: 26, vs. TCU (1/27/18)

CAREER HIGHS

Points: 13, vs. Austin Peay (11/10/17)
FG Made: 6, vs. Austin Peay (11/10/17)
FG Atts: 11, vs. Austin Peay (11/10/17)
3FG Made: 2, 2x, last at Missouri (2/11/17)
3FG Atts: 3, 2x, at Missouri (2/11/17)
FT Made: 2, 3x, last at Miss. State (1/16/18)
FT Atts: 4, vs. Texas A&M (2/16/17)
Rebounds: 6, 3x, last at Florida (12/30/17)
Assists: 1, 5x, last at Tennessee (1/23/18)
Turnovers: 3, vs. South Carolina (2/18/17)
Blocks: 3, 3x, last vs. Houston Baptist (12/20/17)
Steals: 2, vs. Austin Peay (11/10/17)
Minutes: 26, vs. TCU (1/27/18)

MISCELLANEOUS

BROWN NOTEBOOK

- ✪ Played career-high 26 minutes in win over TCU. Added four points and five rebounds.
- ✪ Scored a career-high 13 points in win over Austin Peay. Also set new career bests in field goals made and steals, and tied a career high in rebounds and blocks.
- ✪ Played in 34 games and averaged 1.6 points and 1.5 rebounds per game as a freshman.
- ✪ Blocked career-high three shots vs. South Carolina.
- ✪ Had career-high eight points, six rebounds, and two blocks at Missouri.
- ✪ Tied a then-career high with six points at Texas A&M. Grabbed a career-high five rebounds against the Aggies.
- ✪ Signed with the Commodores in November of 2015.
- ✪ Made career debut vs. Marquette, scored five points against Golden Eagles; scored career-high six points vs. Norfolk State.
- ✪ Was ranked as the 9th-best player in the state of Texas by Texas Hoops, and the 126th-ranked player nationally by Rivals.com.
- ✪ Ranked as the 26th-ranked power forward in the country by Scout.com, he also received offers from Texas, Illinois, Notre Dame, and Auburn.

BROWN GAME-BY-GAME (SOPHOMORE)

Opponent	M	FG-A	3P-A	FT-A	Reb	PF	A	T	B	S	PTS
N10 Austin Peay	25	6-11	0-3	1-1	5	2	0	0	3	2	13
N13 @Belmont	11	0-2	0-2	0-1	1	1	0	0	0	0	0
N17 UNC Asheville	7	1-1	0-0	0-0	0	2	0	1	2	0	2
N19 USC	3	0-1	0-0	1-2	1	0	0	0	0	0	1
N23 vs. Virginia	12	1-3	1-2	0-0	2	1	1	0	0	0	5
N24 vs. Seton Hall*	11	1-3	0-2	0-0	0	1	0	1	1	0	2
N28 Radford	9	2-3	0-1	0-2	4	1	0	1	1	0	4
D3 Kansas State	13	1-2	1-2	0-0	2	2	0	1	1	0	3
D6 Middle Tennessee	13	3-4	0-1	0-1	4	3	1	0	0	1	6
D17 @Arizona State	9	2-4	0-0	1-2	2	2	0	1	0	0	5
D20 Houston Baptist	12	0-2	0-0	0-0	2	5	0	1	3	0	0
D22 Alcorn State	18	0-4	0-3	2-2	3	1	0	1	0	0	2
D30 @Florida	15	2-3	1-1	0-1	6	0	0	0	0	0	5
J2 Alabama*	16	1-5	0-3	1-2	5	2	1	1	2	1	3
J6 @South Carolina*	12	0-3	0-2	0-1	2	4	0	1	0	0	0
J9 Tennessee	22	3-4	0-0	0-0	3	5	0	2	1	0	6
J13 Kentucky	17	2-3	1-1	0-1	4	1	0	0	2	1	5
J16 @Miss. State	20	3-7	0-2	2-2	2	2	1	1	2	0	8
J20 LSU	9	1-2	0-1	1-2	2	1	0	0	0	0	3
J23 @Tennessee	22	2-2	0-0	1-2	5	5	1	0	2	0	5
J27 TCU	26	2-4	0-2	0-0	5	1	0	0	1	1	4
J30 @Kentucky											
F3 @Auburn											
F7 Georgia											
F10 @Arkansas											
F14 Miss. State											
F17 Florida											
F20 @LSU											
F24 Texas A&M											
F27 Missouri											
M3 @Ole Miss											

Brown's Overall Statistics at Vanderbilt																											
Year	GP	GS	Min	Avg	FG	FGA	Pct	3FG	3FGA	Pct	FT	FTA	Pct	Off	Def	Tot	Avg	PF	FO	Ast	TO	Blk	Stl	Pts	Avg		
2016-17	34	0	258	7.6	20	51	.392	8	27	.296	7	12	.583	16	34	50	1.5	35	0	3	16	14	1	55	1.6		
2017-18	21	3	302	14.4	33	73	.452	4	28	.143	10	22	.455	26	34	60	2.9	42	3	5	11	21	6	80	3.8		
TOTAL	55	3	560	10.2	53	124	.427	12	55	.218	17	34	.500	42	68	110	2.0	77	3	8	27	35	7	135	2.5		

Brown's SEC Statistics at Vanderbilt																											
Year	GP	GS	Min	Avg	FG	FGA	Pct	3FG	3FGA	Pct	FT	FTA	Pct	Off	Def	Tot	Avg	PF	FO	Ast	TO	Blk	Stl	Pts	Avg		
2016-17	17	0	118	6.9	10	24	.417	3	12	.250	3	7	.429	8	15	23	1.4	17	0	2	7	9	0	26	1.5		
2017-18	8	2	133	16.6	14	29	.483	2	10	.200	5	11	.455	11	18	29	3.6	20	2	3	5	9	2	35	4.4		
TOTAL	25	2	251	10.0	24	53	.453	5	22	.227	8	18	.444	19	33	52	2.1	37	2	5	12	18	2	61	2.4		



MAXWELL EVANS

10 Freshman, Guard
6'2" 186 lbs.
Houston, Texas
Bellaire HS

SEASON HIGHS

Points: 14, vs. Houston Baptist (12/20/17)
FG Made: 6, vs. Houston Baptist (12/20/17)
FG Atts: 10, vs. Houston Baptist (12/20/17)
3FG Made: 2, vs. Houston Baptist (12/20/17)
3FG Atts: 6, vs. Alabama (1/2/18)
FT Made: 4, vs. Alabama (1/2/18)
FT Atts: 5, vs. Alabama (1/2/18)
Rebounds: 4, 2x, last at S. Carolina (1/6/18)
Assists: 2, 2x, last vs. Virginia (11/23/17)
Turnovers: 4, at S. Carolina (1/6/18)
Blocks:
Steals: 1, 4x, last vs. Tennessee (1/9/18)
Minutes: 24, vs. Alabama (1/2/18)

CAREER HIGHS

Points: 14, vs. Houston Baptist (12/20/17)
FG Made: 6, vs. Houston Baptist (12/20/17)
FG Atts: 10, vs. Houston Baptist (12/20/17)
3FG Made: 2, vs. Houston Baptist (12/20/17)
3FG Atts: 6, vs. Alabama (1/2/18)
FT Made: 4, vs. Alabama (1/2/18)
FT Atts: 5, vs. Alabama (1/2/18)
Rebounds: 4, 2x, last at S. Carolina (1/6/18)
Assists: 2, 2x, last vs. Virginia (11/23/17)
Turnovers: 4, at S. Carolina (1/6/18)
Blocks:
Steals: 1, 4x, last vs. Tennessee (1/9/18)
Minutes: 24, vs. Alabama (1/2/18)

MISCELLANEOUS

EVANS NOTEBOOK

- ✪ Made fourth start of career vs. TCU.
- ✪ Scored career-high 14 points, all in the second half, against Houston Baptist.
- ✪ Made first start of his career vs. Seton Hall.
- ✪ 6'2 guard from Bellaire High School in Houston, Texas, was the number 16-ranked prospect in the state of Texas and 247sports.com ranked him as the 11th-ranked combo guard nationally at the end of his junior season.
- ✪ Chose the Commodores over Purdue, Northwestern, and Kansas State.
- ✪ Four-year starter and captain who averaged 32.7 points, 7.1 rebounds, 6.5 assists, 3.2 steals, and 2.0 blocks as a senior at Bellaire, where he played for coach Bruce Glover.
- ✪ Son of Carlis and Sharon...Is a triplet with sisters Megan and Maya, who each play volleyball at Tennessee State...Also has an older brother Denzel, who is a running back at the University of Kansas...Advice to young people: "Always work hard on what you want to achieve."

EVANS GAME-BY-GAME (FRESHMAN)

Opponent	M	FG-A	3P-A	FT-A	Reb	PF	A	T	B	S	PTS
N10 Austin Peay	15	2-4	1-2	0-0	2	1	0	1	0	0	5
N13 @Belmont	5	0-1	0-0	0-0	0	1	0	0	0	0	0
N17 UNC Asheville	5	0-0	0-0	0-0	0	1	2	0	0	0	0
N19 USC	2	0-0	0-0	0-0	0	1	0	1	0	1	0
N23 vs. Virginia	13	2-4	1-2	0-0	4	1	2	2	0	1	5
N24 vs. Seton Hall*	16	1-5	0-2	0-0	2	0	0	0	0	0	2
N28 Radford	DNP										
D3 Kansas State	6	1-2	0-1	1-2	0	1	0	0	0	0	3
D6 Middle Tennessee	DNP										
D17 @Arizona State	4	0-1	0-1	0-0	1	0	0	0	0	0	0
D20 Houston Baptist	13	6-10	2-5	0-0	0	1	1	0	0	0	14
D22 Alcorn State	19	2-7	1-4	0-0	3	1	1	1	0	1	5
D30 @Florida	5	0-2	0-1	0-0	2	0	0	1	0	0	0
J2 Alabama*	24	2-7	1-6	4-5	1	1	1	2	0	0	9
J6 @South Carolina*	23	1-4	1-3	2-2	4	4	0	4	0	1	5
J9 Tennessee*	14	0-2	0-2	1-2	1	2	0	0	0	1	1
J13 Kentucky	4	0-1	0-0	0-0	1	2	0	0	0	0	0
J16 @Miss. State	5	1-2	0-0	0-0	2	0	0	1	0	0	2
J20 LSU	DNP										
J23 @Tennessee	16	0-1	0-1	0-0	1	2	0	1	0	0	0
J27 TCU*	13	1-4	0-2	1-1	0	1	1	1	0	0	3
J30 @Kentucky											
F3 @Auburn											
F7 Georgia											
F10 @Arkansas											
F14 Miss. State											
F17 Florida											
F20 @LSU											
F24 Texas A&M											
F27 Missouri											
M3 @Ole Miss											

Evans' Overall Statistics at Vanderbilt

Year	GP	GS	Min	Avg	FG	FGA	Pct	3FG	3FGA	Pct	FT	FTA	Pct	Off	Def	Tot	Avg	PF	FO	Ast	TO	Blk	Stl	Pts	Avg
2017-18	18	5	202	11.2	19	58	.328	7	33	.212	9	12	.750	6	18	24	1.3	20	0	8	15	0	5	54	3.0
TOTAL	18	5	202	11.2	19	58	.328	7	33	.212	9	12	.750	6	18	24	1.3	20	0	8	15	0	5	54	3.0

Evans' SEC Statistics at Vanderbilt

Year	GP	GS	Min	Avg	FG	FGA	Pct	3FG	3FGA	Pct	FT	FTA	Pct	Off	Def	Tot	Avg	PF	FO	Ast	TO	Blk	Stl	Pts	Avg
2017-18	7	3	91	13.0	4	19	.211	2	13	.154	7	9	.778	4	8	12	1.7	11	0	1	9	0	2	17	2.4
TOTAL	7	3	91	13.0	4	19	.211	2	13	.154	7	9	.778	4	8	12	1.7	11	0	1	9	0	2	17	2.4



MATTHEW FISHER-DAVIS

5

Junior, Guard
6'5" 185 lbs.
Charlotte, N.C.
Butler HS

SEASON HIGHS

- Points:** 31, vs. USC (11/19/17)
- FG Made:** 9, vs. USC (11/19/17)
- FG Atts:** 18, vs. USC (11/19/17)
- 3FG Made:** 6, vs. USC (11/19/17)
- 3FG Atts:** 13, vs. USC (11/19/17)
- FT Made:** 7, vs. USC (11/19/17)
- FT Atts:** 8, vs. USC (11/19/17)
- Rebounds:** 11, vs. USC (11/19/17)
- Assists:** 4, vs. Alcorn St. (12/22/17)
- Turnovers:** 3, 3x, last at South Carolina (1/6/18)
- Blocks:** 4, at South Carolina (1/6/18)
- Steals:** 4, vs. Alcorn St. (12/22/17)
- Minutes:** 38, vs. USC (11/19/17)

CAREER HIGHS

- Points:** 33, vs. Auburn (1/4/17)
- FG Made:** 11, vs. Auburn (1/4/17)
- FG Atts:** 20, vs. Auburn (1/4/17)
- 3FG Made:** 7, vs. Auburn (1/4/17)
- 3FG Atts:** 14, vs. Auburn (1/4/17)
- FT Made:** 9, 3x, last vs. Kentucky (1/10/17)
- FT Atts:** 12, at LSU (12/29/16)
- Rebounds:** 11, 2x, last vs. USC (11/19/17)
- Assists:** 5, at Ole Miss (3/4/15)
- Turnovers:** 5, at Stanford (3/24/15)
- Blocks:** 4, 2x, last at South Carolina (1/6/18)
- Steals:** 4, vs. Alcorn St. (12/22/17)
- Minutes:** 41, at Arkansas (1/5/16)

MISCELLANEOUS

	2017-18	Career
Double-Digit Pts.	10	62
3+ Threes	6	51
Double-Double	1	2

FISHER-DAVIS NOTEBOOK

- ✪ Out for season with an injured right shoulder he suffered against Kentucky on January 13.
- ✪ Tallied team-high 19 points in win over Houston Baptist.
- ✪ Scored 31 points and added 11 rebounds vs. USC, first 30-10 game for Commodores since A.J. Ogilvy (33 points, 10 rebounds at LSU, 3/4/09). It marked the 2nd 30+ game of his career.
- ✪ Played in 34 games and started 22 as a junior...Led the team in scoring with 13.9 points per game, Fisher-Davis finished sixth in 3FG% in all games (37.2%) and second in threes made (2.5).
- ✪ Scored 20 or more points in nine career games, and scored in double figures in 24 games in 2016-17.
- ✪ Eclipsed the 1,000-point barrier in his career against Arkansas - became 47th VU player to do so.
- ✪ Tallied a career-high 33 points vs. Auburn - made seven threes, first Commodore to make seven three's in a game since John Jenkins made seven against Lafayette on December 21, 2011.
- ✪ Started 28 games and played in 32 contests in 2015-16. Scored in double figures in 17 games in 2015-16. Made three or more threes in 17 games.
- ✪ Finished the season first in the SEC in three-point field goal percentage at 44.6% as a sophomore.
- ✪ Finished 2014-15 as the SEC's freshman leader in three-pointers made (2.1, 6th in conference) and was second in three-point percentage in all games (.401). In league games only, Fisher-Davis was fifth in threes made (2.2) and fourth in three-point percentage (.402).
- ✪ Scored a career-high 18 points at Stanford in NIT Quarterfinals on a career-high six made threes.
- ✪ 6'5" guard considered one of best shooters in 2014 class...Shot 67.5% from the floor, 49.1% from three, and 96% from the free throw line in his senior season at Butler HS.
- ✪ Averaged 22 points, 13 rebounds, five assists, two steals and two blocks per game as a senior, and was named the SW4A Player of the Year and as a member of the Charlotte Observer's All-Observer team.

FISHER-DAVIS GAME-BY-GAME (SENIOR)

Opponent	M	FG-A	3P-A	FT-A	Reb	PF	A	T	B	S	PTS
N10 Austin Peay	DNP										
N13 @Belmont*	22	0-6	0-3	6-6	4	3	0	0	0	2	6
N17 UNC Asheville*	33	5-13	2-8	5-5	4	2	1	2	0	1	17
N19 USC*	38	9-18	6-13	7-8	11	4	1	1	0	2	31
N23 vs. Virginia*	24	3-9	2-4	3-6	3	4	1	0	0	0	11
N24 vs. Seton Hall	24	2-9	0-5	0-0	8	3	0	1	0	2	4
N28 Radford	29	3-11	1-9	0-0	6	4	3	2	0	1	7
D3 Kansas State	24	1-6	1-4	0-0	2	2	1	3	0	0	3
D6 Middle Tennessee	33	5-9	5-8	2-3	7	2	0	1	1	0	17
D17 @Arizona State*	33	1-10	0-8	0-0	8	3	3	2	1	3	2
D20 Houston Baptist*	26	6-10	5-9	2-2	5	2	3	3	1	2	19
D22 Alcorn State*	23	6-12	3-8	0-0	2	2	4	0	1	4	15
D30 @Florida*	33	7-17	3-9	0-0	4	2	1	0	1	0	17
J2 Alabama	29	4-7	3-4	0-0	5	3	0	1	0	1	11
J6 @South Carolina	27	4-11	2-6	2-2	5	1	2	3	4	0	12
J9 Tennessee	29	3-8	2-4	2-2	4	1	1	0	0	0	10
J13 Kentucky*	16	2-6	0-3	5-5	3	2	0	0	0	1	9
J16 @Miss. State	DNP										
J20 LSU	DNP										
J23 @Tennessee	DNP										
J27 TCU	DNP										
J30 @Kentucky											
F3 @Auburn											
F7 Georgia											
F10 @Arkansas											
F14 Miss. State											
F17 Florida											
F20 @LSU											
F24 Texas A&M											
F27 Missouri											
M3 @Ole Miss											

Fisher-Davis' Overall Statistics at Vanderbilt

Year	GP	GS	Min	Avg	FG	FGA	Pct	3FG	3FGA	Pct	FT	FTA	Pct	Off	Def	Tot	Avg	PF	FO	Ast	TO	Blk	Stl	Pts	Avg
2014-15	34	11	777	22.9	80	228	.351	71	177	.401	15	21	.714	16	63	79	2.3	55	0	46	31	16	13	246	7.2
2015-16	32	28	877	27.4	102	236	.432	79	177	.446	27	36	.750	12	103	115	3.6	50	1	36	27	9	15	310	9.7
2016-17	34	22	947	27.9	145	359	.404	84	226	.372	98	121	.810	11	98	109	3.2	70	3	35	52	8	21	472	13.9
2017-18	16	9	443	27.7	61	162	.377	35	105	.333	34	39	.872	18	63	81	5.1	40	0	21	19	9	19	191	11.9
TOTAL	116	70	3044	26.2	388	985	.394	269	685	.393	174	217	.802	57	327	384	3.3	215	4	138	129	42	68	1219	10.5

Fisher-Davis' SEC Statistics at Vanderbilt

Year	GP	GS	Min	Avg	FG	FGA	Pct	3FG	3FGA	Pct	FT	FTA	Pct	Off	Def	Tot	Avg	PF	FO	Ast	TO	Blk	Stl	Pts	Avg
2014-15	18	7	429	23.8	45	127	.354	39	97	.402	7	11	.636	9	36	45	2.5	27	0	26	17	7	7	136	7.6
2015-16	17	14	491	28.9	57	130	.438	44	101	.436	18	24	.750	5	48	53	3.1	26	1	21	15	4	7	176	10.4
2016-17	17	9	454	26.7	67	174	.385	38	113	.336	45	60	.750	4	52	56	3.3	40	2	16	25	3	9	217	12.8
2017-18	5	2	134	26.8	20	49	.408	10	26	.385	9	9	1.000	8	13	21	4.2	9	0	4	4	5	2	59	11.8
TOTAL	57	32	1508	26.5	189	480	.394	131	337	.389	79	104	.760	26	149	175	3.1	102	3	67	61	19	25	588	10.3



RILEY LACHANCE

13

Senior, Guard
6'2" 185 lbs.
Brookfield, Wis.
Brookfield HS

SEASON HIGHS

Points: 27, vs. Radford (11/28/17)
FG Made: 9, 2x, last vs. TCU (1/27/18)
FG Atts: 17, at Tennessee (1/23/18)
3FG Made: 4, 6x, last vs. TCU (1/27/18)
3FG Atts: 9, at Tennessee (1/23/18)
FT Made: 10, vs. Radford (11/28/17)
FT Atts: 10, vs. Radford (11/28/17)
Rebounds: 7, at Miss. State (1/16/18)
Assists: 5, 3x, last vs. Alabama (1/2/18)
Turnovers: 3, 2x, last at South Carolina (1/6/18)
Blocks:
Steals: 1, 3x, last vs. Alcorn St. (12/22/17)
Minutes: 41, vs. USC (11/19/17)

CAREER HIGHS

Points: 27, vs. Radford (11/28/17)
FG Made: 9, 3x, last vs. TCU (1/27/18)
FG Atts: 18, at Florida (2/18/15)
3FG Made: 5, 4x, last vs. Santa Clara (11/25/16)
3FG Atts: 9, 2x, last at Ole Miss (3/7/15)
FT Made: 10, vs. Radford (11/28/17)
FT Atts: 10, vs. Radford (11/28/17)
Rebounds: 9, vs. Missouri (2/21/15)
Assists: 8, at Ole Miss (3/7/15)
Turnovers: 5, vs. Florida (2/3/15)
Blocks: 1, 2x, last vs. Stony Brook (11/19/15)
Steals: 5, vs. Penn (12/22/14)
Minutes: 42, 2x, last vs. Tennessee (2/11/15)

MISCELLANEOUS

	2017-18	Career
Double-Digit Pts.	13	68
20+ Point games	4	8

LACHANCE NOTEBOOK

- ✪ Averaging 25.0 ppg in last three games; tied career-high of 9 FGs made in last two games.
- ✪ Scored a career-high 27 points against Radford.
- ✪ 3rd in all games in 3FG% (.427)...7th in A/TO Ratio (2.1), 9th in 3FG Made (2.1), and 10th in 3PT% in SEC games.
- ✪ Played and started in all 35 games in his junior season. Averaged 10.5 points, 3.9 assists, and 3.3 rebounds.
- ✪ Shot 48.6% from three in his junior season and was third in the SEC in assist-to-turnover ratio (2.0) and seventh in the league in assists (3.9). His three-point FG% in 2016-17 ranks third all-time in a single season.
- ✪ Became 46th player in VU history with 1,000 points against Florida; also named to 2017 SEC Tournament All-Tournament team.
- ✪ Played in 33 games and started 19 in 2015-16. Averaged 6.9 points and 2.4 rebounds per game.
- ✪ Scored double figures in 11 games in 2015-16, including a season-high 18 points vs. Alabama while tying a career-best with five threes.
- ✪ Named to preseason All-SEC 2nd Team by league coaches in 2015.
- ✪ Named to the SEC All-Freshman team in 2015; SEC freshman leader in points scored in all games and second in threes made.
- ✪ Third on Vanderbilt's single-season freshman scoring list with 429 points - one of only four Vanderbilt freshman to ever eclipse 400-point barrier.
- ✪ Seventh in threes made (2.1) and eighth in minutes (33.3) as a freshman. Second amongst freshmen in SEC in threes made behind teammate Matthew Fisher-Davis in 2014-15.
- ✪ Captured four SEC Freshmen of the Week honors in 2014-15, which set a program record.
- ✪ Scored in double figures in 24 games in 2014-15, scored 20 or more points in three contests.
- ✪ Ended freshman season with 102 assists, third on the freshman single-season list.
- ✪ Scored a career-high 26 points in win over Purdue and 26 vs. Western Carolina.
- ✪ Left Brookfield Central High School as the school's all-time leading scorer (1,643 points). Also Brookfield's single-season scoring leader with 543 points, and the all-time leader in steals with 188.
- ✪ Major in Human and Organizational Development.

LACHANCE GAME-BY-GAME (SENIOR)

Opponent	M	FG-A	3P-A	FT-A	Reb	PF	A	T	B	S	PTS
N10 Austin Peay*	28	4-10	3-6	2-2	3	1	2	0	0	0	13
N13 @Belmont*	32	4-9	1-5	1-2	1	1	2	0	0	0	10
N17 UNC Asheville*	32	6-10	4-7	1-2	2	0	4	2	0	1	17
N19 USC*	41	7-14	4-5	1-1	2	1	4	1	0	0	19
N23 vs. Virginia*	22	0-3	0-1	0-0	1	1	0	0	0	0	0
N24 vs. Seton Hall*	28	2-9	2-6	0-0	2	1	1	1	0	0	6
N28 Radford*	37	7-11	3-5	10-10	5	1	4	1	0	0	27
D3 Kansas State*	25	4-9	1-5	0-0	4	5	2	1	0	0	9
D6 Middle Tennessee*	36	3-10	0-6	3-3	5	3	5	1	0	0	9
D17 @Arizona State*	27	1-8	1-4	0-0	3	0	0	0	0	0	3
D20 Houston Baptist*	25	4-6	3-4	0-0	4	0	5	1	0	1	11
D22 Alcorn State*	21	6-8	4-5	0-0	1	1	4	0	0	1	16
D30 @Florida*	26	3-5	2-4	3-3	4	4	3	2	0	1	11
J2 Alabama*	30	3-5	2-3	2-2	2	2	5	3	0	0	10
J6 @South Carolina*	25	1-5	1-5	0-0	1	5	2	3	0	0	3
J9 Tennessee*	25	6-12	3-8	1-2	3	0	4	1	0	0	16
J13 Kentucky*	27	3-7	0-4	0-4	2	1	4	1	0	0	6
J16 @Miss. State*	25	2-4	1-3	0-0	7	3	4	1	0	0	5
J20 LSU*	38	8-14	4-7	6-6	6	3	3	0	0	0	26
J23 @Tennessee*	36	9-17	4-9	3-3	4	1	0	1	0	1	25
J27 TCU*	35	9-15	4-8	2-2	5	0	4	2	0	0	24
J30 @Kentucky											
F3 @Auburn											
F7 Georgia											
F10 @Arkansas											
F14 Miss. State											
F17 Florida											
F20 @LSU											
F24 Texas A&M											
F27 Missouri											
M3 @Ole Miss											

LaChance's Overall Statistics at Vanderbilt

Year	GP	GS	Min	Avg	FG	FGA	Pct	3FG	3FGA	Pct	FT	FTA	Pct	Off	Def	Tot	Avg	PF	FO	Ast	TO	Blk	Stl	Pts	Avg
2014-15	35	35	1166	33.3	147	337	.436	66	173	.382	69	79	.873	10	100	110	3.1	46	0	102	47	1	25	429	12.3
2015-16	33	19	820	24.8	80	226	.354	43	119	.361	26	34	.765	11	69	80	2.4	61	1	81	44	1	20	229	6.9
2016-17	35	35	1090	31.1	115	247	.466	70	144	.486	68	78	.872	7	109	116	3.3	73	2	137	67	1	21	368	10.5
2017-18	21	20	621	29.6	92	191	.482	47	110	.427	35	42	.833	9	58	67	3.2	37	2	59	21	0	7	266	12.7
TOTAL	124	109	3697	29.8	434	1001	.434	226	546	.414	198	233	.850	37	336	373	3.0	217	5	379	179	3	73	1292	10.4

10.4 LaChance's SEC Statistics at Vanderbilt

Year	GP	GS	Min	Avg	FG	FGA	Pct	3FG	3FGA	Pct	FT	FTA	Pct	Off	Def	Tot	Avg	PF	FO	Ast	TO	Blk	Stl	Pts	Avg
2014-15	18	18	622	34.6	73	177	.412	35	91	.385	38	45	.844	6	56	62	3.4	27	0	54	29	0	10	219	12.2
2015-16	18	7	417	23.2	35	115	.304	22	64	.344	16	23	.696	6	40	46	2.6	31	1	36	27	0	13	108	6.0
2016-17	18	18	572	31.8	63	140	.450	35	79	.443	40	47	.851	2	60	62	3.4	35	2	69	37	0	10	201	11.2
2017-18	8	8	232	29.0	35	69	.507	17	43	.395	15	20	.750	3	26	29	3.6	19	1	25	12	0	2	102	12.8
TOTAL	62	51	1843	29.7	206	501	.411	109	277	.394	109	135	.807	17	182	199	3.2	112	4	184	105	0	35	630	10.2



SABEN LEE

O

Freshman, Guard
6'2" 174 lbs.
Phoenix, Ariz.
Corona Del Sol HS

SEASON HIGHS

Points: 24, vs. Arizona State (12/17/17)
FG Made: 9, vs. Arizona State (12/17/17)
FG Atts: 14, 2x, last vs. Alabama (1/2/18)
3FG Made: 3, at South Carolina (1/6/18)
3FG Atts: 6, vs. Austin Peay (11/10/17)
FT Made: 12, vs. Kansas St. (12/3/17)
FT Atts: 17, vs. Kansas St. (12/3/17)
Rebounds: 8, at Belmont (11/13/17)
Assists: 7, vs. Austin Peay (11/10/17)
Turnovers: 4, at Belmont (11/13/17)
Blocks: 1, 2x, last vs. Houston Baptist (12/20/17)
Steals: 4, vs. Arizona State (12/17/17)
Minutes: 38, vs. Arizona State (12/17/17)

CAREER HIGHS

Points: 24, vs. Arizona State (12/17/17)
FG Made: 9, vs. Arizona State (12/17/17)
FG Atts: 14, 2x, last vs. Alabama (1/2/18)
3FG Made: 3, at South Carolina (1/6/18)
3FG Atts: 6, vs. Austin Peay (11/10/17)
FT Made: 12, vs. Kansas St. (12/3/17)
FT Atts: 17, vs. Kansas St. (12/3/17)
Rebounds: 8, at Belmont (11/13/17)
Assists: 7, vs. Austin Peay (11/10/17)
Turnovers: 4, at Belmont (11/13/17)
Blocks: 1, 2x, last vs. Houston Baptist (12/20/17)
Steals: 4, vs. Arizona State (12/17/17)
Minutes: 38, vs. Arizona State (12/17/17)

MISCELLANEOUS

LEE NOTEBOOK

- ✪ Tallied double figures in 11 games this year and 8 of last 10.
- ✪ Averaging 13.0 points per game in SEC play.
- ✪ Scored new career-high 24 points at Arizona State.
- ✪ Tied career high with 19 points vs. Kansas State - finished 12-17 from free-throw line. Last Commodore to make 12 free throws in a game was Luke Kornet vs. Belmont on 11/15/2016.
- ✪ Had career-high 19-point performance at Belmont. Also added eight rebounds and two assists.
- ✪ Posted six points and seven assists in Commodore debut vs. Austin Peay.
- ✪ 6'2 guard from Tempe, Ariz., who attended Corona Del Sol High School. Lee chose the Commodores over Louisville, Stanford, Florida State, and Nebraska.
- ✪ Averaged 22 points, five rebounds, four assists, three blocks, and three steals in his senior season at Corona Del Sol...First-team All-State selection as a junior and senior...Was a four-star prospect and the number 92-ranked player by Scout.com and the number 17 point guard by 247sports.com.
- ✪ Saben Anthonia Lee...June 23, 1999...Son of Anthony Lee and Lisa Austin and Natalie and Morris Williams...Has one sister Aubry...Plans to major in Mechanical Engineering...Advice to young people: "Have fun because at the next level it's all business."

LEE'S GAME-BY-GAME (FRESHMAN)

Opponent	M	FG-A	3P-A	FT-A	Reb	PF	A	T	B	S	PTS
N10 Austin Peay	20	2-6	0-2	2-3	0	0	7	3	0	2	6
N13 @Belmont	25	5-9	1-4	8-11	8	4	2	4	0	1	19
N17 UNC Asheville*	22	3-9	0-1	2-2	1	2	5	3	0	0	8
N19 USC*	13	1-1	0-0	0-0	1	0	1	2	0	0	2
N23 vs. Virginia*	20	0-7	0-2	0-0	1	0	0	1	1	1	0
N24 vs. Seton Hall	26	3-10	1-2	1-1	1	2	4	0	0	0	8
N28 Radford	11	0-3	0-2	1-2	2	0	1	0	0	0	1
D3 Kansas State*	33	3-6	1-3	12-17	2	3	5	3	0	1	19
D6 Middle Tennessee*	26	2-6	0-2	1-2	0	2	3	1	0	1	5
D17 @Arizona State*	38	9-14	1-4	5-9	5	3	6	2	0	4	24
D20 Houston Baptist*	20	1-6	0-2	1-1	4	3	5	3	1	1	3
D22 Alcorn State*	21	3-5	0-1	4-4	2	2	4	0	0	3	10
D30 @Florida*	24	4-9	0-2	5-5	3	3	3	2	0	0	13
J2 Alabama*	27	7-14	2-4	7-9	1	1	2	3	0	3	23
J6 @South Carolina*	31	6-11	3-5	2-4	2	5	2	3	0	1	17
J9 Tennessee*	32	7-10	1-2	6-8	3	5	3	2	0	1	21
J13 Kentucky*	31	4-10	1-3	3-4	3	3	3	3	0	2	12
J16 @Miss. State*	28	2-6	0-3	2-2	5	1	4	2	0	0	6
J20 LSU*	34	5-7	0-1	2-3	5	2	5	3	1	3	12
J23 @Tennessee*	20	0-4	0-3	0-0	2	4	0	2	0	0	0
J27 TCU*	31	4-10	1-2	2-3	3	2	4	1	0	3	11
J30 @Kentucky											
F3 @Auburn											
F7 Georgia											
F10 @Arkansas											
F14 Miss. State											
F17 Florida											
F20 @LSU											
F24 Texas A&M											
F27 Missouri											
M3 @Ole Miss											

Lee's Overall Statistics at Vanderbilt

Year	GP	GS	Min	Avg	FG	FGA	Pct	3FG	3FGA	Pct	FT	FTA	Pct	Off	Def	Tot	Avg	PF	FO	Ast	TO	Blk	Stl	Pts	Avg
2017-18	21	18	533	25.4	71	163	.436	12	50	.240	66	90	.733	15	39	54	2.6	47	2	69	43	5	25	220	10.5
TOTAL	21	18	533	25.4	71	163	.436	12	50	.240	66	90	.733	15	39	54	2.6	47	2	69	43	5	25	220	10.5

Lee's SEC Statistics at Vanderbilt

Year	GP	GS	Min	Avg	FG	FGA	Pct	3FG	3FGA	Pct	FT	FTA	Pct	Off	Def	Tot	Avg	PF	FO	Ast	TO	Blk	Stl	Pts	Avg
2017-18	8	8	227	28.4	35	71	.493	7	23	.304	27	35	.771	5	19	24	3.0	24	2	22	20	1	10	104	13.0
TOTAL	8	8	227	28.4	35	71	.493	7	23	.304	27	35	.771	5	19	24	3.0	24	2	22	20	1	10	104	13.0



EJIKE OBINNA

50 Freshman, Center
6'10" 234 lbs.
Enugu, Nigeria
Virginia Academy (Va.)

SEASON HIGHS

Points: 14, at Miss. State (1/17/18)
FG Made: 6, at Miss. State (1/17/18)
FG Atts: 9, at Miss. State (1/17/18)
3FG Made:
3FG Atts:
FT Made: 3, 2x, last vs. Seton Hall (11/24/17)
FT Atts: 5, vs. Seton Hall (11/24/17)
Rebounds: 7, vs. Virginia (11/23/17)
Assists:
Turnovers: 2, vs. UNC Asheville (11/17/17)
Blocks: 1, 2x, last at Miss. State (1/17/18)
Steals:
Minutes: 22, at Miss. State (1/17/18)

CAREER HIGHS

Points: 14, at Miss. State (1/17/18)
FG Made: 6, at Miss. State (1/17/18)
FG Atts: 9, at Miss. State (1/17/18)
3FG Made:
3FG Atts:
FT Made: 3, 2x, last vs. Seton Hall (11/24/17)
FT Atts: 5, vs. Seton Hall (11/24/17)
Rebounds: 7, vs. Virginia (11/23/17)
Assists:
Turnovers: 2, vs. UNC Asheville (11/17/17)
Blocks: 1, 2x, last at Miss. State (1/17/18)
Steals:
Minutes: 22, at Miss. State (1/17/18)

MISCELLANEOUS

OBINNA NOTEBOOK

- ✪ Made fifth career start vs. TCU.
- ✪ Played career-high 22 minutes and scored career-best 14 points at Miss. State.
- ✪ Scored career-high nine points in 20 minutes vs. Seton Hall; had career-high 7 rebounds vs. Virginia.
- ✪ Originally from Enugu, Nigeria, who attended the Virginia Academy in Ashburn, Va., was a four-star prospect by ESPN.com and Rivals.com, and was the 107th-ranked prospect in the class of 2017 by 247sports.com at end of his junior season. He was also named the Capital Beltway Defensive Player of the Year in his junior year.
- ✪ Averaged 16.6 points, 8.0 rebounds, 2.0 blocks, 1.0 steals, and 1.0 assists per game...Scored over 1,000 points in his career...First student at Virginia Academy to receive a full scholarship to a college academic institution.
- ✪ Chose the Commodores over Florida, Oklahoma, Clemson, and Virginia Tech.
- ✪ Ejiike Simon Obinna...December 14, 1999...Son of Caroline Ejiike...Has two brothers, Chomezie and Chinonso and three sisters, Ijeoma, Amaka, and Ipeoma...Plans to major in Human and Organizational Development...Advice to young people: "Work hard and believe in yourself."

OBINNA'S GAME-BY-GAME (FRESHMAN)

Opponent	M	FG-A	3P-A	FT-A	Reb	PF	A	T	B	S	PTS
N10 Austin Peay	9	0-0	0-0	2-2	6	4	0	0	0	0	2
N13 @Belmont	5	0-0	0-0	0-0	0	2	0	0	0	0	0
N17 UNC Asheville*	4	0-0	0-0	1-2	1	1	0	2	0	0	1
N19 USC*	11	1-1	0-0	0-0	2	3	0	1	0	0	2
N23 vs. Virginia*	20	1-4	0-0	3-3	7	2	0	1	0	0	5
N24 vs. Seton Hall*	20	3-3	0-0	3-5	5	4	0	0	1	0	9
N28 Radford	DNP										
D3 Kansas State	DNP										
D6 Middle Tennessee	2	0-0	0-0	0-0	0	2	0	1	0	0	0
D17 @Arizona State	DNP										
D20 Houston Baptist	11	1-1	0-0	0-4	3	0	0	0	0	0	2
D22 Alcorn State	14	2-2	0-0	1-2	5	4	0	1	0	0	5
D30 @Florida	DNP										
J2 Alabama	DNP										
J6 @South Carolina	DNP										
J9 Tennessee	DNP										
J13 Kentucky	3	0-1	0-0	1-2	1	0	0	0	0	0	1
J16 @Miss. State	22	6-9	0-0	2-4	4	1	0	1	1	0	14
J20 LSU	6	1-1	0-0	0-0	0	3	0	1	0	0	2
J23 @Tennessee	2	0-0	0-0	0-0	1	1	0	0	0	0	0
J27 TCU*	5	0-0	0-0	0-0	0	1	0	0	0	0	0
J30 @Kentucky											
F3 @Auburn											
F7 Georgia											
F10 @Arkansas											
F14 Miss. State											
F17 Florida											
F20 @LSU											
F24 Texas A&M											
F27 Missouri											
M3 @Ole Miss											

Obinna's Overall Statistics at Vanderbilt

Year	GP	GS	Min	Avg	FG	FGA	Pct	3FG	3FGA	Pct	FT	FTA	Pct	Off	Def	Tot	Avg	PF	FO	Ast	TO	Blk	Stl	Pts	Avg
2017-18	14	5	134	9.6	15	22	.682	0	0	.000	13	24	.542	10	25	35	2.5	28	0	0	8	2	0	43	3.1
TOTAL	14	5	134	9.6	15	22	.682	0	0	.000	13	24	.542	10	25	35	2.5	28	0	0	8	2	0	43	3.1

Obinna's SEC Statistics at Vanderbilt

Year	GP	GS	Min	Avg	FG	FGA	Pct	3FG	3FGA	Pct	FT	FTA	Pct	Off	Def	Tot	Avg	PF	FO	Ast	TO	Blk	Stl	Pts	Avg
2017-18	4	0	33	8.3	7	11	.636	0	0	.000	3	6	.500	3	3	6	1.5	5	0	0	2	1	0	17	4.3
TOTAL	4	0	33	8.3	7	11	.636	0	0	.000	3	6	.500	3	3	6	1.5	5	0	0	2	1	0	17	4.3





JEFF ROBERSON

11

Senior, Forward
6'6" 220 lbs.
Houston, Texas
The Kinkaid School

SEASON HIGHS

Points: 22, vs. Kansas State (12/3/17)
FG Made: 8, 2x, last vs. TCU (1/27/18)
FG Atts: 15, at Tennessee (1/23/18)
3FG Made: 5, vs. Alcorn St. (12/22/17)
3FG Atts: 7, 2x, last vs. Kentucky (1/13/18)
FT Made: 8, 4x, last vs. Houston Baptist (12/20/17)
FT Atts: 8, 5x, last vs. Houston Baptist (12/20/17)
Rebounds: 13, vs. Seton Hall (11/24/17)
Assists: 4, vs. Alcorn St. (12/22/17)
Turnovers: 4, 2x, last vs LSU (1/20/18)
Blocks: 2, 2x, last vs. Kansas State (12/3/17)
Steals: 2, 5x, last vs. TCU (1/27/18)
Minutes: 42, vs. USC (11/19/17)

CAREER HIGHS

Points: 23, vs. Miss. St. (2/25/17)
FG Made: 8, 2x, last vs. TCU (1/27/18)
FG Atts: 15, at Tennessee (1/23/18)
3FG Made: 5, 2x, last vs. Alcorn St. (12/22/17)
3FG Atts: 7, 2x, last vs. Kentucky (1/13/18)
FT Made: 8, 6x, last vs. Houston Baptist (12/20/17)
FT Atts: 9, 2x, last vs. Ole Miss (2/4/17)
Rebounds: 16, vs. Minnesota (12/3/16)
Assists: 6, 2x, last vs. Iowa State (1/28/17)
Turnovers: 6, at Kentucky (2/28/17)
Blocks: 2, 7x, last vs. Kansas State (12/3/17)
Steals: 2, 17x, last vs. TCU (1/27/18)
Minutes: 42, vs. USC (11/19/17)

MISCELLANEOUS

	2017-18	Career
Double-Digit Pts.	18	60
10+ Rebounds	6	16
Double-Doubles	6	13

ROBERSON NOTEBOOK

- ✦ Scored 20 or more point in seven games this year, including a 20-point game vs. TCU.
- ✦ Averaged 20.3 points per game in last three games and had career-best 8 made FG at Tenn. and vs. TCU.
- ✦ Became Vanderbilt's 48th player to eclipse 1,000-point barrier against Alcorn State with 21-point performance, his third 20+ performance of the season.
- ✦ Second in SEC in double doubles behind Yante Maten of Georgia and 9th in scoring in all games, 6th in rebounding, 4th in FT%, and 7th in defensive rebounding. In league games, he ranks 5th in FG% (.505).
- ✦ Started the 2017-18 season with three straight double-doubles, now has six; played career-high 42 minutes vs. USC. Scored in double figures in 18 of 21 games this year.
- ✦ Played and started in 35 games in 2016-17. Averaged 10.8 points and team-high 7.0 rebounds per game.
- ✦ Scored a career-high 23 points on career-best five made threes in win over Miss. St.; tallied a game-high 15 points in win at Tennessee; leads Vanderbilt in minutes played.
- ✦ Seventh in the SEC in rebounding (7.1) in all games and finished eighth (6.8) in league games only a year ago, and was fourth in the league in defensive rebounding (5.2) in all games and seventh in league games only (4.8).
- ✦ Played in 32 games in 2015-16 and made 25 starts. Averaged 9.3 points and 5.6 rebounds per game and 11.0 points and 5.7 rebounds in conference play. Shot 43.5% from three for the season.
- ✦ Scored in double figures in 18 games in 2015-16, including a career-high 20-point effort against Texas A&M in Nashville (2/4), when he was 8-10 from the floor and 3-4 from three. Finished fifth in the SEC in all games in free throw percentage (.833); second in league games only (.877).
- ✦ Started 24 games as a true freshman in 2014-15; averaged 4.7 ppg and shot 45.5% from three.
- ✦ Scored career-high 12 points vs. Tennessee at Memorial Gym.
- ✦ Left The Kinkaid School as the school's all-time leading scorer with 1,743 points; Averaged 20.1 points, 9.2 rebounds, 2.0 assists, and 1.5 steals per game in his senior season at the Kinkaid School in Houston.
- ✦ Named a finalist for the Guy V. Lewis Award, which is given to the top high school player in the city of Houston.

ROBERSON GAME-BY-GAME (SENIOR)

Opponent	M	FG-A	3P-A	FT-A	Reb	PF	A	T	B	S	PTS
N10 Austin Peay*	20	4-11	2-6	3-4	10	3	3	4	0	2	13
N13 @Belmont*	36	3-7	1-4	6-6	12	3	0	2	0	0	13
N17 UNC Asheville*	37	4-10	1-3	8-8	12	2	0	0	2	2	17
N19 USC*	42	3-9	1-5	3-4	6	4	1	2	0	1	10
N23 vs. Virginia*	24	1-7	0-4	4-4	3	0	1	2	0	0	6
N24 vs. Seton Hall	31	5-10	2-5	8-8	13	3	0	3	0	0	20
N28 Radford*	28	5-8	2-3	2-2	9	5	1	1	0	1	14
D3 Kansas State*	34	6-8	4-4	6-8	10	2	2	0	2	2	22
D6 Middle Tennessee*	32	2-6	1-2	8-8	4	2	0	2	0	1	13
D17 @Arizona State*	32	1-7	0-2	5-5	7	4	0	2	0	0	7
D20 Houston Baptist*	27	4-8	1-4	8-8	10	3	0	2	0	0	17
D22 Alcorn State*	22	7-10	5-6	2-2	4	2	4	1	1	1	21
D30 @Florida*	34	7-14	3-7	1-3	7	4	1	1	0	0	18
J2 Alabama*	34	5-11	2-2	5-6	5	3	2	2	0	2	17
J6 @South Carolina*	33	2-6	1-5	4-6	9	4	3	3	0	1	9
J9 Tennessee*	33	6-10	3-5	4-6	4	2	2	1	0	0	19
J13 Kentucky*	38	6-12	2-7	6-6	7	4	1	0	0	0	20
J16 @Miss. State*	26	5-10	0-4	0-1	2	4	2	2	0	0	10
J20 LSU*	36	7-13	2-5	4-5	6	3	1	4	0	0	20
J23 @Tennessee*	38	8-15	0-5	5-7	6	3	2	0	0	0	21
J27 TCU*	38	8-11	3-5	1-1	2	2	2	0	0	2	20
J30 @Kentucky											
F3 @Auburn											
F7 Georgia											
F10 @Arkansas											
F14 Miss. State											
F17 Florida											
F20 @LSU											
F24 Texas A&M											
F27 Missouri											
M3 @Ole Miss											

Roberson's Overall Statistics at Vanderbilt

Year	GP	GS	Min	Avg	FG	FGA	Pct	3FG	3FGA	Pct	FT	FTA	Pct	Off	Def	Tot	Avg	PF	FO	Ast	TO	Blk	Stl	Pts	Avg
2014-15	33	24	637	19.3	50	103	.485	15	33	.455	40	64	.625	32	70	102	3.1	86	2	37	48	10	13	155	4.7
2015-16	32	25	858	26.8	91	186	.489	30	69	.435	85	102	.833	58	121	179	5.6	101	5	38	34	6	15	297	9.3
2016-17	35	35	1108	31.7	122	293	.416	39	115	.339	96	121	.793	70	176	246	7.0	91	1	61	64	14	29	379	10.8
2017-18	21	20	689	32.8	99	203	.488	36	93	.387	93	108	.861	41	107	148	7.0	62	1	28	34	5	15	327	15.6
TOTAL	121	104	3292	27.2	362	785	.461	120	310	.387	314	395	.795	201	474	675	5.6	340	9	164	180	35	72	1158	9.6

Roberson's SEC Statistics at Vanderbilt

Year	GP	GS	Min	Avg	FG	FGA	Pct	3FG	3FGA	Pct	FT	FTA	Pct	Off	Def	Tot	Avg	PF	FO	Ast	TO	Blk	Stl	Pts	Avg
2014-15	16	11	313	19.6	22	49	.449	7	13	.538	24	40	.600	18	29	47	2.9	43	1	20	23	3	6	75	4.7
2015-16	18	17	524	29.1	60	114	.526	21	43	.488	57	65	.877	33	69	102	5.7	61	4	29	17	2	7	198	11.0
2016-17	18	18	570	31.7	64	144	.444	18	52	.346	55	67	.821	36	86	122	6.8	49	0	28	32	6	19	201	11.2
2017-18	8	8	272	34.0	46	91	.505	13	40	.325	29	40	.725	11	35	46	5.8	27	0	14	13	0	3	134	16.8
TOTAL	60	54	1679	28.0	192	398	.482	59	148	.399	165	212	.778	98	219	317	5.3	180	5	91	85	11	35	608	10.1



JOE TOYE

2

Junior, Guard
6'7" 206 lbs.
Chicago, Ill.
Whitney Young HS

SEASON HIGHS

Points: 14, vs. Arizona State (12/17/17)
FG Made: 6, vs. Arizona State (12/17/17)
FG Atts: 18, vs. Arizona State (12/17/17)
3FG Made: 2, vs. Arizona State (12/17/17)
3FG Atts: 11, vs. Arizona State (12/17/17)
FT Made: 3, 2x, last vs. LSU (1/20/18)
FT Atts: 5, vs. LSU (1/20/18)
Rebounds: 5, vs. Alcorn St. (12/22/17)
Assists: 3, vs. Alcorn St. (12/22/17)
Turnovers: 3, 5x, last vs. Arizona State (12/17/17)
Blocks: 2, 2x, vs. Alcorn St. (12/22/17)
Steals: 2, vs. Radford (11/28/17)
Minutes: 33, vs. Arizona State (12/17/17)

CAREER HIGHS

Points: 18, vs. Texas A&M (3/9/17)
FG Made: 6, 2x, last vs. Arizona State (12/17/17)
FG Atts: 18, vs. Arizona State (12/17/17)
3FG Made: 5, vs. Texas A&M (3/9/17)
3FG Atts: 8, vs. Texas A&M (3/9/17)
FT Made: 6, 6, 2x, last at Kentucky (2/28/17)
FT Atts: 7, vs. Texas A&M (2/16/17)
Rebounds: 6, 2x, last at Texas A&M (1/31/17)
Assists: 4, 2x, last at Arkansas (2/7/17)
Turnovers: 4, vs. Florida (3/10/17)
Blocks: 2, 2x, vs. Alcorn St. (12/22/17)
Steals: 2, 3x, last vs. Radford (11/28/17)
Minutes: 38, vs. Florida (3/10/17)

TOYE NOTEBOOK

- ✦ Made nine starts this season; Scored season-high 14 points at Arizona State.
- ✦ Played in all 35 games and started 13 in 2016-17. Averaged 6.4 points and 2.6 rebounds in 2016-17.
- ✦ Tallied career high 18 points in win over Texas A&M at SEC Tournament.
- ✦ Scored a then career-high 15 points at Kentucky.
- ✦ Scored 11 points in win at Texas A&M and 13 in win over Aggies in Nashville.
- ✦ Scored 13 points against Arkansas in Nashville.
- ✦ Made first career start at Georgia.
- ✦ Played in 30 games in 2015-16 and averaged 3.6 points and 1.2 rebounds per game. Scored in double figures in three games.
- ✦ Tied a career high with 10 points against Tennessee at SEC Tournament. Made a career-high three three's in a career-best 23 minutes of action. Also scored 10 points in First Four game vs. Wichita State.
- ✦ Scored career-high 10 points vs. Detroit - tied his career high with three made field goals.
- ✦ Signed with the Commodores in November of 2014.
- ✦ Was ranked as the sixth-best player in the state of Illinois and a four-star prospect by ESPN, and was also ranked as the 113th-best prospect in the nation by Rivals.com.
- ✦ Toye and his twin sister Elizabeth are both Division I basketball players - Elizabeth plays for Florida International.
- ✦ Attended Whitney Young High School in Chicago, where he was named as a First-Team All-City selection.
- ✦ Averaged 18.0 points, 7.0 rebounds, 2.0 assists, 2.0 steals, and 1.5 blocks as a senior.
- ✦ Chose the Commodores over Iowa, Memphis, Creighton, Bradley, UIC, and Missouri.
- ✦ Recipient of the Edie and David Johnson Family Basketball Scholarship.
- ✦ Advice to youngsters: "Don't let negative influences in your life."

TOYE GAME-BY-GAME (JUNIOR)

Opponent	M	FG-A	3P-A	FT-A	Reb	PF	A	T	B	S	PTS
N10 Austin Peay*	24	4-7	1-1	0-2	3	0	1	3	1	0	9
N13 @Belmont	26	3-8	0-3	0-2	2	5	1	3	0	0	6
N17 UNC Asheville	15	1-2	0-0	0-2	0	0	0	1	0	0	2
N19 USC	8	1-2	0-0	0-0	1	1	1	3	0	0	2
N23 vs. Virginia	12	1-6	0-1	0-0	2	0	1	0	0	1	2
N24 vs. Seton Hall*	13	2-3	0-1	2-2	3	2	0	3	0	0	6
N28 Radford*	23	2-6	1-5	3-4	4	3	0	2	1	2	8
D3 Kansas State*	23	4-6	1-2	2-2	1	3	2	2	0	0	11
D6 Middle Tennessee*	19	0-6	0-3	0-0	2	2	1	1	1	0	0
D17 @Arizona State*	33	6-18	2-11	0-0	2	3	1	3	1	0	14
D20 Houston Baptist*	23	2-8	0-3	3-4	3	1	2	0	2	1	7
D22 Alcorn State*	18	1-2	1-2	1-2	5	0	3	1	2	1	4
D30 @Florida*	21	0-5	0-3	0-0	1	5	1	1	0	0	0
J2 Alabama	6	0-1	0-0	1-2	1	1	0	0	0	0	1
J6 @South Carolina	9	0-1	0-0	0-0	2	1	0	1	0	0	0
J9 Tennessee	8	2-2	0-0	0-0	1	2	0	1	0	0	4
J13 Kentucky	21	1-6	0-1	2-3	1	3	0	0	0	0	4
J16 @Miss. State	20	1-2	1-2	0-0	1	1	1	1	0	0	3
J20 LSU	11	1-2	0-1	3-5	1	3	0	1	0	0	5
J23 @Tennessee	10	1-5	0-1	0-0	3	2	0	0	0	0	2
J27 TCU	15	1-4	1-3	2-2	1	0	0	1	0	0	5
J30 @Kentucky											
F3 @Auburn											
F7 Georgia											
F10 @Arkansas											
F14 Miss. State											
F17 Florida											
F20 @LSU											
F24 Texas A&M											
F27 Missouri											
M3 @Ole Miss											

Toye's Overall Statistics at Vanderbilt

Year	GP	GS	Min	Avg	FG	FGA	Pct	3FG	3FGA	Pct	FT	FTA	Pct	Off	Def	Tot	Avg	PF	FO	Ast	TO	Blk	Stl	Pts	Avg
2015-16	30	0	257	8.6	37	74	.500	9	21	.429	25	39	.641	7	30	37	1.2	28	0	10	13	2	6	108	3.6
2016-17	35	13	739	21.1	70	175	.400	31	78	.397	53	78	.679	21	71	92	2.6	70	2	38	44	5	14	224	6.4
2017-18	21	9	358	17.0	34	102	.333	8	43	.186	19	32	.594	10	30	40	1.9	38	2	15	28	8	5	95	4.5
TOTAL	86	22	1354	15.7	141	351	.402	48	142	.338	97	149	.651	38	131	169	2.0	136	4	63	85	15	25	427	5.0

Toye's SEC Statistics at Vanderbilt

Year	GP	GS	Min	Avg	FG	FGA	Pct	3FG	3FGA	Pct	FT	FTA	Pct	Off	Def	Tot	Avg	PF	FO	Ast	TO	Blk	Stl	Pts	Avg
2015-16	17	0	100	5.9	11	27	.407	2	9	.222	9	13	.692	2	11	13	0.8	9	0	3	8	1	3	33	1.9
2016-17	18	9	422	23.4	42	102	.412	19	46	.413	29	45	.644	10	41	51	2.8	45	2	22	25	2	8	132	7.3
2017-18	8	1	106	13.3	6	24	.250	1	8	.125	6	10	.600	2	9	11	1.4	18	1	2	5	0	0	19	2.4
TOTAL	43	10	628	14.6	59	153	.386	22	63	.349	44	68	.647	14	61	75	1.7	72	3	27	38	3	11	184	4.3



PAYTON WILLIS

1

Sophomore, Guard
6'4" 182 lbs.
Fayetteville, Ark.
Fayetteville HS

SEASON HIGHS

Points: 10, at Florida (12/30/17)
FG Made: 3, 3x, last at Miss. State (1/16/18)
FG Atts: 8, at Miss. State (1/16/18)
3FG Made: 3, at Florida (12/30/17)
3FG Atts: 6, 2x, last at Miss. State (1/16/18)
FT Made: 5, vs. Radford (11/28/17)
FT Atts: 8, vs. Radford (11/28/17)
Rebounds: 6, vs. LSU (1/20/18)
Assists: 4, 2x, last at Florida (12/30/17)
Turnovers: 3, at Belmont (11/13/17)
Blocks: 1, 2x, last vs. Alcorn St. (12/22/17)
Steals: 2, 2x, last vs. Kentucky (1/13/18)
Minutes: 35, vs. LSU (1/20/18)

CAREER HIGHS

Points: 17, vs. Butler (11/24/16)
FG Made: 5, vs. Butler (11/24/16)
FG Atts: 8, 2x, last at Alabama (1/7/16)
3FG Made: 3, 3x, last at Florida (12/30/17)
3FG Atts: 6, 3x, last at Miss. State (1/16/18)
FT Made: 5, vs. Butler (11/24/16)
FT Atts: 8, vs. Radford (11/28/17)
Rebounds: 6, vs. LSU (1/20/18)
Assists: 8, vs. Santa Clara (11/25/16)
Turnovers: 5, vs. Minnesota (12/3/16)
Blocks: 1, 6x, last vs. Alcorn St. (12/22/17)
Steals: 2, 2x, last vs. Austin Peay (11/19/17)
Minutes: 35, vs. LSU (1/20/18)

WILLIS NOTEBOOK

- ✪ Made 15 career starts; played career-high 35 minutes vs. LSU and grabbed a career-high six rebounds.
- ✪ Tied season high with three field goals made against Kentucky and Mississippi State.
- ✪ Tallied season-high 10 points at Florida; made season-high three threes.
- ✪ Played in all 35 games and started 12 in 2016-17. Averaged 5.2 points, 1.9 assists, and 1.8 rebounds per game.
- ✪ Tallied eight points in homecoming win at Arkansas; also scored eight points at Kentucky, and eight points in win over Florida at SEC Tournament.
- ✪ Scored in double figures five times in his freshman season.
- ✪ Posted a career-high five rebounds against Auburn.
- ✪ Scored 11 points in win at LSU. Was 4-7 from floor and 3-6 from three.
- ✪ Tallied 13 points and was 3-4 from floor vs. High Point.
- ✪ Scored career-high 17 points vs. Butler; made first career start vs. Santa Clara and dished out career-high eight assists vs. Broncos.
- ✪ Signed with the Commodores in the fall of 2015.
- ✪ Third ever Commodore from the state of Arkansas and first since Ralph Childs played for Vanderbilt in the 1955-56 season.
- ✪ Attended Fayetteville High School in Fayetteville, Arkansas, averaged 15.9 points, 3.6 rebounds, 3.5 assists, and 1.5 steals per game while also shooting 44.7% from three in his junior season and was honored as an all-conference and all-state selection as a sophomore and junior.
- ✪ Was ranked as the second-ranked player in the state of Arkansas, the 22nd-best point guard in the country by 247sports.com, and ranked as the 119th-best player in the nation by Rivals.com.

WILLIS GAME-BY-GAME (SOPHOMORE)

Opponent	M	FG-A	3P-A	FT-A	Reb	PF	A	T	B	S	PTS
N10 Austin Peay	13	2-4	2-4	2-3	0	0	1	0	0	2	8
N13 @Belmont	15	1-2	1-2	0-1	3	2	0	3	1	0	3
N17 UNC Asheville	2	0-0	0-0	0-0	0	0	0	1	0	0	0
N19 USC	1	0-0	0-0	0-0	0	0	0	0	0	0	0
N23 vs. Virginia	12	0-2	0-0	0-0	1	1	1	1	0	0	0
N24 vs. Seton Hall	DNP										
N28 Radford	28	0-4	0-2	5-8	2	1	4	1	0	0	5
D3 Kansas State	17	1-5	1-4	1-2	1	2	0	1	0	0	4
D6 Middle Tennessee	17	3-6	2-5	1-2	5	1	0	0	0	0	9
D17 @Arizona State	11	1-2	0-0	1-1	0	2	0	1	0	0	3
D20 Houston Baptist	14	1-3	1-2	2-2	1	1	2	1	0	1	5
D22 Alcorn State	16	2-3	2-3	0-0	2	1	1	1	1	1	6
D30 @Florida	28	3-6	3-4	1-2	2	4	4	0	0	0	10
J2 Alabama	10	0-3	0-3	0-0	1	1	1	0	0	0	0
J6 @South Carolina	16	2-6	0-3	0-0	3	2	1	1	0	1	4
J9 Tennessee	20	2-6	2-5	0-0	0	1	3	0	0	1	6
J13 Kentucky	22	3-7	2-6	0-0	3	3	3	1	0	2	8
J16 @Miss. State*	26	3-8	2-6	0-0	0	0	0	0	0	1	8
J20 LSU*	35	1-6	1-4	3-6	6	1	1	3	0	0	6
J23 @Tennessee*	23	1-7	1-5	0-0	2	0	3	2	0	1	3
J27 TCU	18	2-3	2-3	0-0	1	2	2	1	0	0	6
J30 @Kentucky											
F3 @Auburn											
F7 Georgia											
F10 @Arkansas											
F14 Miss. State											
F17 Florida											
F20 @LSU											
F24 Texas A&M											
F27 Missouri											
M3 @Ole Miss											

Willis' Overall Statistics at Vanderbilt

Year	GP	GS	Min	Avg	FG	FGA	Pct	3FG	3FGA	Pct	FT	FTA	Pct	Off	Def	Tot	Avg	PF	FO	Ast	TO	Blk	Stl	Pts	Avg
2016-17	35	12	614	17.5	62	142	.437	25	80	.313	32	51	.627	12	51	63	1.8	35	0	65	56	6	16	181	5.2
2017-18	20	3	344	17.2	28	83	.337	22	63	.349	16	27	.593	7	26	33	1.7	25	0	27	18	2	10	94	4.7
TOTAL	55	15	958	17.4	90	225	.400	47	143	.329	48	78	.615	19	77	96	1.7	60	0	92	74	8	26	275	5.0

Willis' SEC Statistics at Vanderbilt

Year	GP	GS	Min	Avg	FG	FGA	Pct	3FG	3FGA	Pct	FT	FTA	Pct	Off	Def	Tot	Avg	PF	FO	Ast	TO	Blk	Stl	Pts	Avg
2016-17	18	5	279	15.5	27	69	.391	12	40	.300	10	19	.526	1	23	24	1.3	20	0	26	25	3	10	76	4.2
2017-18	8	3	180	22.5	15	49	.306	11	36	.306	4	8	.500	3	14	17	2.1	12	0	16	7	0	6	45	5.6
TOTAL	26	8	459	17.7	42	118	.356	23	76	.303	14	27	.519	4	37	41	1.6	32	0	42	32	3	16	121	4.7



VANDERBILT COMBINED SEC STATISTICS



2017-18 Vanderbilt Basketball
 Vanderbilt Combined Team Statistics (as of Jan 23, 2018)
 Conference games only



RECORD:	OVERALL	HOME	AWAY	NEUTRAL
ALL GAMES	2-6	2-2	0-4	0-0
CONFERENCE	2-6	2-2	0-4	0-0
NON-CONFERENCE	0-0	0-0	0-0	0-0

#	Player	gp-gs	min	avg	Total		3-Point		F-Throw		Rebounds				pf	dq	a	to	blk	stl	pts	avg
					fg-fga	fg%	3fg-fga	3fg%	ft-fa	ft%	off	def	tot	avg								
11	ROBERSON, Jeff	8-8	272	34.0	46-91	.505	13-40	.325	29-40	.725	11	35	46	5.8	27	0	14	13	0	3	134	16.8
00	LEE, Saben	8-8	227	28.4	35-71	.493	7-23	.304	27-35	.771	5	19	24	3.0	24	2	22	20	1	10	104	13.0
13	LACHANCE, Riley	8-8	232	29.0	35-69	.507	17-43	.395	15-20	.750	3	26	29	3.6	19	1	25	12	0	2	102	12.8
05	FISHER-DAVIS, M.	5-2	134	26.8	20-49	.408	10-26	.385	9-9	1.000	8	13	21	4.2	9	0	4	4	5	2	59	11.8
01	WILLIS, Payton	8-3	180	22.5	15-49	.306	11-36	.306	4-8	.500	3	14	17	2.1	12	0	16	7	0	6	45	5.6
15	BROWN, Clevon	8-2	133	16.6	14-29	.483	2-10	.200	5-11	.455	11	18	29	3.6	20	2	3	5	9	2	35	4.4
50	OBINNA, Ejike	4-0	33	8.3	7-11	.636	0-0	.000	3-6	.500	3	3	6	1.5	5	0	0	2	1	0	17	4.3
12	BAPTISTE, Djery	8-5	146	18.3	7-21	.333	0-0	.000	8-12	.667	9	25	34	4.3	26	2	1	4	12	3	22	2.8
10	EVANS, Maxwell	7-3	91	13.0	4-19	.211	2-13	.154	7-9	.778	4	8	12	1.7	11	0	1	9	0	2	17	2.4
02	TOYE, Joe	8-1	106	13.3	6-24	.250	1-8	.125	6-10	.600	2	9	11	1.4	18	1	2	5	0	0	19	2.4
03	AUSTIN, JR., Larry	5-0	46	9.2	3-7	.429	0-0	.000	2-2	1.000	1	4	5	1.0	4	0	6	2	0	2	8	1.6
Team												14	10	24				3				
Total.....		8	1600		192-440	.436	63-199	.317	115-162	.710	74	184	258	32.2	175	8	94	86	28	32	562	70.2
Opponents.....		8	1600		200-426	.469	45-119	.378	166-224	.741	73	206	279	34.9	141	-	94	71	45	43	611	76.4

TEAM STATISTICS	VU	OPP	Date	Opponent	Score	Att.
SCORING	562	611	* 12/30/17	at Florida	L 74-81	10274
Points per game	70.2	76.4	* 01/02/18	ALABAMA	W 76-75	9519
Scoring margin	-6.1	-	* 01/06/18	at South Carolina	L 60-71	11391
FIELD GOALS-ATT	192-440	200-426	* 01/09/18	TENNESSEE	L 84-92	11510
Field goal pct	.436	.469	* 01/13/18	KENTUCKY	L 67-74	13389
3 POINT FG-ATT	63-199	45-119	* 01/16/18	at Mississippi State	L 62-80	6633
3-point FG pct	.317	.378	* 01/20/18	LSU	W 77-71	8760
3-pt FG made per game	7.9	5.6	* 01/23/18	at Tennessee	L 62-67	14127
FREE THROWS-ATT	115-162	166-224	* - Conference game			
Free throw pct	.710	.741				
F-Throws made per game	14.4	20.8				
REBOUNDS	258	279				
Rebounds per game	32.2	34.9				
Rebounding margin	-2.6	-				
ASSISTS	94	94				
Assists per game	11.8	11.8				
TURNOVERS	86	71				
Turnovers per game	10.8	8.9				
Turnover margin	-1.9	-				
Assist/turnover ratio	1.1	1.3				
STEALS	32	43				
Steals per game	4.0	5.4				
BLOCKS	28	45				
Blocks per game	3.5	5.6				
ATTENDANCE	43178	42425				
Home games-Avg/Game	4-10794	4-10606				
Neutral site-Avg/Game	-	0-0				

Score by Periods	1st	2nd	Totals
Vanderbilt	237	325	562
Opponents	267	344	611



VANDERBILT INDIVIDUAL GAME HIGHS

OPPONENT INDIVIDUAL GAME HIGHS

Points	31	FISHER-DAVIS, M. vs USC (11/19/17)
	27	LACHANCE, Riley vs Radford (11/28/17)
	26	LACHANCE, Riley vs LSU (01/20/18)
	25	LACHANCE, Riley at Tennessee (01/23/18)
	24	LACHANCE, Riley vs TCU (01/27/18)
	24	LEE, Saben at Arizona State (12/17/17)
Field Goals Made	9	LACHANCE, Riley vs TCU (01/27/18)
	9	LACHANCE, Riley at Tennessee (01/23/18)
	9	LEE, Saben at Arizona State (12/17/17)
	9	FISHER-DAVIS, M. vs USC (11/19/17)
Field Goal Att.	18	TOYE, Joe at Arizona State (12/17/17)
	18	FISHER-DAVIS, M. vs USC (11/19/17)
FG Pct (min 5 made)	.833 (5-6)	BAPTISTE, Djery vs UNC Asheville (11/17/17)
	.750 (6-8)	LACHANCE, Riley vs Alcorn State (12/22/17)
	.750 (6-8)	ROBERSON, Jeff vs Kansas State (12/03/17)
3-Point FG Made	6	FISHER-DAVIS, M. vs USC (11/19/17)
	5	ROBERSON, Jeff vs Alcorn State (12/22/17)
	5	FISHER-DAVIS, M. vs Houston Baptist (12/20/17)
	5	FISHER-DAVIS, M. vs Middle Tennessee (12/06/17)
3-Point FG Att.	13	FISHER-DAVIS, M. vs USC (11/19/17)
	11	TOYE, Joe at Arizona State (12/17/17)
3-Pt FG Pct (min 2 made)	1.000 (4-4)	ROBERSON, Jeff vs UNC Asheville (12/03/17)
	1.000 (2-2)	ROBERSON, Jeff vs Alabama (01/02/18)
Free Throws Made	12	LEE, Saben vs Kansas State (12/03/17)
	10	LACHANCE, Riley vs Radford (11/28/17)
Free Throw Att.	17	LEE, Saben vs Kansas State (12/03/17)
	11	LEE, Saben at Belmont (11/13/17)
FT Pct (min 3 made)	1.000 (10-10)	LACHANCE, Riley vs Radford (11/28/17)
	1.000 (8-8)	ROBERSON, Jeff vs Houston Baptist (12/20/17)
	1.000 (8-8)	ROBERSON, Jeff vs Middle Tennessee (12/06/17)
	1.000 (8-8)	ROBERSON, Jeff vs Seton Hall (11/24/17)
	1.000 (8-8)	ROBERSON, Jeff vs UNC Asheville (11/17/17)
	1.000 (6-6)	LACHANCE, Riley vs LSU (01/20/18)
	1.000 (6-6)	ROBERSON, Jeff vs Kentucky (01/13/18)
	1.000 (6-6)	ROBERSON, Jeff at Belmont (11/13/17)
	1.000 (6-6)	FISHER-DAVIS, M. at Belmont (11/13/17)
	1.000 (5-5)	FISHER-DAVIS, M. vs Kentucky (01/13/18)
	1.000 (5-5)	LEE, Saben at Florida (12/30/17)
	1.000 (5-5)	ROBERSON, Jeff at Arizona State (12/17/17)
	1.000 (5-5)	FISHER-DAVIS, M. vs UNC Asheville (11/17/17)
	1.000 (4-4)	LEE, Saben vs Alcorn State (12/22/17)
	1.000 (4-4)	ROBERSON, Jeff vs Virginia (11/23/17)
	1.000 (3-3)	LACHANCE, Riley at Tennessee (01/23/18)
	1.000 (3-3)	LACHANCE, Riley at Florida (12/30/17)
	1.000 (3-3)	LACHANCE, Riley vs Middle Tennessee (12/06/17)
	1.000 (3-3)	OBINNA, Ejike vs Virginia (11/23/17)
Rebounds	13	ROBERSON, Jeff vs Seton Hall (11/24/17)
	12	ROBERSON, Jeff vs UNC Asheville (11/17/17)
	12	ROBERSON, Jeff at Belmont (11/13/17)
Assists	7	LEE, Saben vs Austin Peay (11/10/17)
	6	LEE, Saben at Arizona State (12/17/17)
	6	AUSTIN, JR., Larry vs USC (11/19/17)
Steals	4	FISHER-DAVIS, M. vs Alcorn State (12/22/17)
	4	LEE, Saben at Arizona State (12/17/17)
Blocked Shots	4	FISHER-DAVIS, M. at South Carolina (01/06/18)
	3	BAPTISTE, Djery vs LSU (01/20/18)
	3	BAPTISTE, Djery vs Alabama (01/02/18)
	3	BROWN, Clevon vs Houston Baptist (12/20/17)
	3	BAPTISTE, Djery vs Middle Tennessee (12/06/17)
	3	BROWN, Clevon vs Austin Peay (11/10/17)
Turnovers	4	ROBERSON, Jeff vs LSU (01/20/18)
	4	EVANS, Maxwell at South Carolina (01/06/18)
	4	LEE, Saben at Belmont (11/13/17)
	4	ROBERSON, Jeff vs Austin Peay (11/10/17)
Fouls	5	BROWN, Clevon at Tennessee (01/23/18)
	5	BAPTISTE, Djery vs Tennessee (01/09/18)
	5	LEE, Saben vs Tennessee (01/09/18)
	5	BROWN, Clevon vs Tennessee (01/09/18)
	5	LEE, Saben at South Carolina (01/06/18)
	5	LACHANCE, Riley at South Carolina (01/06/18)
	5	BAPTISTE, Djery at South Carolina (01/06/18)
	5	TOYE, Joe at Florida (12/30/17)
	5	BROWN, Clevon vs Houston Baptist (12/20/17)
	5	LACHANCE, Riley vs Kansas State (12/03/17)
	5	BAPTISTE, Djery vs Kansas State (12/03/17)
	5	ROBERSON, Jeff vs Radford (11/28/17)
	5	BAPTISTE, Djery vs Seton Hall (11/24/17)
	5	TOYE, Joe at Belmont (11/13/17)
Minutes	42	ROBERSON, Jeff vs USC (11/19/17)
	41	LACHANCE, Riley vs USC (11/19/17)
	38	ROBERSON, Jeff vs TCU (01/27/18)
	38	ROBERSON, Jeff at Tennessee (01/23/18)
	38	LACHANCE, Riley vs LSU (01/20/18)
	38	ROBERSON, Jeff vs Kentucky (01/13/18)
	38	LEE, Saben at Arizona State (12/17/17)
	38	FISHER-DAVIS, M. vs USC (11/19/17)

Points	37	Williams, Grant vs Tennessee (01/09/18)
	35	McLaughlin, Jordan vs USC (11/19/17)
	31	REATH, Duop vs LSU (01/20/18)
	27	SILVA, Chris at South Carolina (01/06/18)
	27	RODRIGUEZ, Desi vs Seton Hall (11/24/17)
Field Goals Made	13	REATH, Duop vs LSU (01/20/18)
	12	Williams, Grant vs Tennessee (01/09/18)
	12	RODRIGUEZ, Desi vs Seton Hall (11/24/17)
	12	McLaughlin, Jordan vs USC (11/19/17)
Field Goal Att.	22	Metu, Chimezie vs USC (11/19/17)
	21	RODRIGUEZ, Desi vs Seton Hall (11/24/17)
FG Pct (min 5 made)	1.000 (6-6)	Hall, Donta vs Alabama (01/02/18)
	.750 (6-8)	White, Romello at Arizona State (12/17/17)
3-Point FG Made	5	Bowden, Jordan at Tennessee (01/23/18)
	5	McLaughlin, Jordan vs USC (11/19/17)
3-Point FG Att.	11	McLaughlin, Jordan vs USC (11/19/17)
	9	Evans II, Shannon at Arizona State (12/17/17)
3-PT FG Pct (min 2 made)	1.000 (2-2)	BRADFORD, Christian vs Radford (11/28/17)
	.750 (3-4)	Schofield, Admiral vs Tennessee (01/09/18)
Free Throws Made	13	Williams, Grant vs Tennessee (01/09/18)
	12	Williams, Grant at Tennessee (01/23/18)
Free Throw Att.	15	Williams, Grant vs Tennessee (01/09/18)
	14	Williams, Grant at Tennessee (01/23/18)
FT Pct (min 3 made)	1.000 (11-11)	Holder, Tra at Arizona State (12/17/17)
	1.000 (10-10)	Koulechov, Egor at Florida (12/30/17)
	1.000 (7-7)	Knox, Kevin vs Kentucky (01/13/18)
	1.000 (7-7)	Sexton, Collin vs Alabama (01/02/18)
	1.000 (6-6)	Turner, Lamonte vs Tennessee (01/09/18)
	1.000 (6-6)	Allen, KeVaughn at Florida (12/30/17)
	1.000 (6-6)	STOKES, Kamau vs Kansas State (12/03/17)
	1.000 (6-6)	McLaughlin, Jordan vs USC (11/19/17)
	1.000 (5-5)	BROWN, Barry vs Kansas State (12/03/17)
	1.000 (4-4)	Avery Patterson vs Alcorn State (12/22/17)
	1.000 (4-4)	Troyman Crosby vs Alcorn State (12/22/17)
	1.000 (4-4)	GATES, Jalon vs Houston Baptist (12/20/17)
	1.000 (4-4)	SNEED, Xavier vs Kansas State (12/03/17)
	1.000 (4-4)	Metu, Chimezie vs USC (11/19/17)
	1.000 (4-4)	VANNATTA, Kevin vs UNC Asheville (11/17/17)
	1.000 (3-3)	Bowden, Jordan vs Tennessee (01/09/18)
	1.000 (3-3)	TEAGUE, MacCio vs UNC Asheville (11/17/17)
Rebounds	13	Aric Holman at Mississippi State (01/16/18)
	14	REATH, Duop vs LSU (01/20/18)
	13	Mitchell, Mickey at Arizona State (12/17/17)
Assists	9	ROBINSON, Alex vs TCU (01/27/18)
	6	Gigeous-Alexander vs Kentucky (01/13/18)
	6	STOKES, Kamau vs Kansas State (12/03/17)
	6	FIELDS, JR, Travis vs Radford (11/28/17)
	6	LUKE, Austin at Belmont (11/13/17)
Steals	4	Key, Braxton vs Alabama (01/02/18)
	4	THOMAS, Ahmad vs UNC Asheville (11/17/17)
	4	Hayes, Kevarius at Florida (12/30/17)
Blocked Shots	4	SANOGO, Ismael vs Seton Hall (11/24/17)
	4	WILKINS, Isaiah vs Virginia (11/23/17)
Turnovers	6	BEATY, David at South Carolina (01/06/18)
	6	WNUK, Alec vs UNC Asheville (11/17/17)
Fouls	5	Schofield, Admiral at Tennessee (01/23/18)
	5	WATERS, Tremont vs LSU (01/20/18)
	5	Daniel, James vs Tennessee (01/09/18)
	5	White, Romello at Arizona State (12/17/17)
	5	WADE, Dean vs Kansas State (12/03/17)
	5	HOLLAND, Devonnte vs Radford (11/28/17)
	5	Boatwright, Bennie vs USC (11/19/17)
	5	VANNATTA, Kevin vs UNC Asheville (11/17/17)
	5	UGBA, Averyl vs Austin Peay (11/10/17)





VANDERBILT GAME HIGHS

POINTS	92	ALCORN STATE (12/22/17)
	89	USC (11/19/17)
	84	TENNESSEE (01/09/18)
	81	TCU (01/27/18)
	81	HOUSTON BAPTIST (12/20/17)
FIELD GOALS MADE	32	ALCORN STATE (12/22/17)
	31	TCU (01/27/18)
FIELD GOAL ATTEMPTS	68	at Arizona State (12/17/17)
	62	at Florida (12/30/17)
FIELD GOAL PERCENTAGE	.533 (32-60)	ALCORN STATE (12/22/17)
	.525 (31-59)	TCU (01/27/18)
3 PT FIELD GOALS MADE	17	ALCORN STATE (12/22/17)
	12	at Florida (12/30/17)
	12	HOUSTON BAPTIST (12/20/17)
3 PT FG ATTEMPTS	35	ALCORN STATE (12/22/17)
	31	at Florida (12/30/17)
	31	at Arizona State (12/17/17)
3 PT FG PERCENTAGE	.486 (17-35)	ALCORN STATE (12/22/17)
	.478 (11-23)	USC (11/19/17)
FREE THROWS MADE	23	KANSAS STATE (12/03/17)
	23	RADFORD (11/28/17)
FREE THROW ATTEMPTS	33	KANSAS STATE (12/03/17)
	31	RADFORD (11/28/17)
	31	at Belmont (11/13/17)
FREE THROW PERCENTAGE	.889 (16-18)	vs Seton Hall (11/24/17)
	.889 (8-9)	TCU (01/27/18)
REBOUNDS	45	HOUSTON BAPTIST (12/20/17)
	39	ALCORN STATE (12/22/17)
	39	vs Seton Hall (11/24/17)
	39	at Belmont (11/13/17)
	39	AUSTIN PEAY (11/10/17)
ASSISTS	23	ALCORN STATE (12/22/17)
	20	HOUSTON BAPTIST (12/20/17)
STEALS	12	ALCORN STATE (12/22/17)
	8	AUSTIN PEAY (11/10/17)
BLOCKED SHOTS	8	HOUSTON BAPTIST (12/20/17)
	6	AUSTIN PEAY (11/10/17)
TURNOVERS	19	at South Carolina (01/06/18)
	16	vs Seton Hall (11/24/17)
	16	USC (11/19/17)
FOULS	31	at South Carolina (01/06/18)
	26	at Belmont (11/13/17)

OPPONENT GAME HIGHS

POINTS	93	USC (11/19/17)
	92	TENNESSEE (01/09/18)
	84	KANSAS STATE (12/03/17)
	81	at Florida (12/30/17)
	80	at Mississippi State (01/16/18)
FIELD GOALS MADE	35	TCU (01/27/18)
	33	USC (11/19/17)
FIELD GOAL ATTEMPTS	67	USC (11/19/17)
	64	at Mississippi State (01/16/18)
	64	UNC ASHEVILLE (11/17/17)
FIELD GOAL PERCENTAGE	.580 (29-50)	KANSAS STATE (12/03/17)
	.566 (30-53)	TENNESSEE (01/09/18)
3 PT FIELD GOALS MADE	12	USC (11/19/17)
	10	vs Virginia (11/23/17)
3 PT FG ATTEMPTS	27	at Belmont (11/13/17)
	26	USC (11/19/17)
3 PT FG PERCENTAGE	.538 (7-13)	at Tennessee (01/23/18)
	.538 (7-13)	TENNESSEE (01/09/18)
FREE THROWS MADE	27	at Florida (12/30/17)
	25	KENTUCKY (01/13/18)
	25	TENNESSEE (01/09/18)
	25	at South Carolina (01/06/18)
FREE THROW ATTEMPTS	39	at South Carolina (01/06/18)
	37	KENTUCKY (01/13/18)
FREE THROW PERCENTAGE	.938 (15-16)	USC (11/19/17)
	.917 (22-24)	KANSAS STATE (12/03/17)
REBOUNDS	47	at Arizona State (12/17/17)
	42	vs Virginia (11/23/17)
ASSISTS	21	vs Virginia (11/23/17)
	20	at Mississippi State (01/16/18)
STEALS	10	ALABAMA (01/02/18)
	8	at Mississippi State (01/16/18)
	8	UNC ASHEVILLE (11/17/17)
BLOCKED SHOTS	10	at Florida (12/30/17)
	8	ALABAMA (01/02/18)
	8	vs Virginia (11/23/17)
TURNOVERS	17	at Arizona State (12/17/17)
	17	AUSTIN PEAY (11/10/17)
FOULS	27	at Belmont (11/13/17)
	26	USC (11/19/17)

VANDERBILT GAME LOWS

POINTS	42	vs Virginia (11/23/17)
	59	vs Seton Hall (11/24/17)
	60	at Belmont (11/13/17)
	60	at South Carolina (01/06/18)
	62	at Mississippi State (01/16/18)
	62	at Tennessee (01/23/18)
FIELD GOALS MADE	12	vs Virginia (11/23/17)
	17	at Belmont (11/13/17)
FIELD GOAL ATTEMPTS	48	at Belmont (11/13/17)
	49	LSU (01/20/18)
FIELD GOAL PERCENTAGE	.231 (12-52)	vs Virginia (11/23/17)
	.338 (23-68)	at Arizona State (12/17/17)
3 PT FIELD GOALS MADE	4	at Belmont (11/13/17)
	4	vs Virginia (11/23/17)
	4	at Arizona State (12/17/17)
	4	at Mississippi State (01/16/18)
3 PT FG ATTEMPTS	18	vs Virginia (11/23/17)
	19	UNC ASHEVILLE (11/17/17)
	19	LSU (01/20/18)
3 PT FG PERCENTAGE	.129 (4-31)	at Arizona State (12/17/17)
	.174 (4-23)	at Belmont (11/13/17)
FREE THROWS MADE	6	at Mississippi State (01/16/18)
	8	TCU (01/27/18)
FREE THROW ATTEMPTS	9	at Mississippi State (01/16/18)
	9	TCU (01/27/18)
FREE THROW PERCENTAGE	.632 (12-19)	AUSTIN PEAY (11/10/17)
	.667 (6-9)	at Mississippi State (01/16/18)
	.667 (20-30)	LSU (01/20/18)
REBOUNDS	21	TCU (01/27/18)
	26	TENNESSEE (01/09/18)
ASSISTS	5	at Belmont (11/13/17)
	7	vs Virginia (11/23/17)
	7	vs Seton Hall (11/24/17)
STEALS	1	at Florida (12/30/17)
	2	vs Seton Hall (11/24/17)
	2	at Mississippi State (01/16/18)
BLOCKED SHOTS	0	USC (11/19/17)
	2	at Belmont (11/13/17)
	2	vs Virginia (11/23/17)
	2	vs Seton Hall (11/24/17)
	2	at Arizona State (12/17/17)
	2	TENNESSEE (01/09/18)
	2	TCU (01/27/18)
TURNOVERS	7	ALCORN STATE (12/22/17)
	7	KENTUCKY (01/13/18)
	7	TCU (01/27/18)
FOULS	11	TCU (01/27/18)
	13	vs Virginia (11/23/17)

OPPONENT GAME LOWS

POINTS	48	HOUSTON BAPTIST (12/20/17)
	51	ALCORN STATE (12/22/17)
	54	AUSTIN PEAY (11/10/17)
	62	RADFORD (11/28/17)
	66	MIDDLE TENNESSEE (12/06/17)
FIELD GOALS MADE	16	HOUSTON BAPTIST (12/20/17)
	17	ALCORN STATE (12/22/17)
FIELD GOAL ATTEMPTS	43	KENTUCKY (01/13/18)
	44	at Tennessee (01/23/18)
FIELD GOAL PERCENTAGE	.262 (16-61)	HOUSTON BAPTIST (12/20/17)
	.333 (17-51)	ALCORN STATE (12/22/17)
3 PT FIELD GOALS MADE	1	HOUSTON BAPTIST (12/20/17)
	3	AUSTIN PEAY (11/10/17)
	3	MIDDLE TENNESSEE (12/06/17)
3 PT FG ATTEMPTS	10	KENTUCKY (01/13/18)
	11	ALABAMA (01/02/18)
3 PT FG PERCENTAGE	.056 (1-18)	HOUSTON BAPTIST (12/20/17)
	.211 (4-19)	LSU (01/20/18)
FREE THROWS MADE	0	TCU (01/27/18)
	4	vs Virginia (11/23/17)
FREE THROW ATTEMPTS	0	TCU (01/27/18)
	6	vs Virginia (11/23/17)
FREE THROW PERCENTAGE	.000 (0-0)	TCU (01/27/18)
	.577 (15-26)	HOUSTON BAPTIST (12/20/17)
REBOUNDS	21	KANSAS STATE (12/03/17)
	24	ALCORN STATE (12/22/17)
ASSISTS	5	HOUSTON BAPTIST (12/20/17)
	7	at Arizona State (12/17/17)
	7	ALCORN STATE (12/22/17)
	7	at Florida (12/30/17)
	7	LSU (01/20/18)
STEALS	1	RADFORD (11/28/17)
	1	ALCORN STATE (12/22/17)
BLOCKED SHOTS	0	ALCORN STATE (12/22/17)
	1	AUSTIN PEAY (11/10/17)
	1	at Belmont (11/13/17)
	1	RADFORD (11/28/17)
	1	MIDDLE TENNESSEE (12/06/17)
TURNOVERS	4	at Mississippi State (01/16/18)
	5	at Florida (12/30/17)
FOULS	10	TCU (01/27/18)
	11	at Mississippi State (01/16/18)



TEAM GAME-BY-GAME COMPARISON

Opponent	1st	2nd	Score	Mar	Total FG	FG Pct	3-Pointers	3FG Pct	Free Throws	FT Pct	Rebounds	Assist	T/Over	Block	Steal	Fouls
AUSTIN PEAY	41/28	32/26	73-54	+19	26-58/22-54	.448/.407	9-25/3-13	.360/.231	12-19/7-12	.632/.583	39/31 +8	17/11	15/17	6/1	8/5	16/20
Belmont	27/32	33/37	60-69	(9)	17-48/22-54	.354/.407	4-23/6-27	.174/.222	22-31/19-26	.710/.731	39/33 +6	5/8	15/10	2/1	3/4	26/27
UNC ASHEVILLE	35/37	44/39	79-76	+3	25-53/27-64	.472/.422	7-19/9-20	.368/.450	22-29/13-15	.759/.867	32/36 (4)	15/12	14/14	5/2	5/8	15/18
USC	34/35	46/45	89-93	(4)	29-57/33-67	.509/.493	11-23/12-26	.478/.462	20-28/15-16	.714/.938	38/28 +10	14/8	16/6	0/4	4/3	21/26
Virginia	17/43	25/25	42-68	(26)	12-52/27-60	.231/.450	4-18/10-21	.222/.476	14-19/4-6	.737/.667	36/42 (6)	7/21	9/7	2/8	4/3	13/17
Seton Hall	32/31	27/41	59-72	(13)	19-56/27-58	.339/.466	5-24/4-18	.208/.222	16-18/14-24	.889/.583	39/33 +6	7/10	16/9	2/5	2/4	24/16
RADFORD	36/33	38/29	74-62	+12	22-52/24-61	.423/.393	7-27/7-19	.259/.368	23-31/7-11	.742/.636	37/34 +3	10/10	8/9	3/1	6/1	16/25
KANSAS STATE	30/43	49/41	79-84	(5)	23-50/29-50	.460/.580	10-25/4-12	.400/.333	23-33/22-24	.697/.917	33/21 +12	12/12	14/7	5/3	4/6	25/24
MIDDLE TENNESSEE	32/28	31/38	63-66	(3)	20-54/24-56	.370/.429	8-27/3-14	.296/.214	15-19/15-23	.789/.652	33/39 (6)	11/13	9/9	5/1	3/3	19/18
Arizona State	29/30	35/46	64-76	(12)	23-68/25-57	.338/.439	4-31/5-23	.129/.217	14-19/21-28	.737/.750	37/47 (10)	10/7	15/17	2/5	7/4	23/20
HOUSTON BAPTIST	34/17	47/31	81-48	+33	26-58/16-61	.448/.262	12-30/1-18	.400/.056	17-23/15-26	.739/.577	45/38 +7	20/5	14/14	8/3	6/6	23/18
ALCORN STATE	52/24	40/27	92-51	+41	32-60/17-51	.533/.333	17-35/6-19	.486/.316	11-14/11-13	.786/.846	39/24 +15	23/7	7/13	5/0	12/1	18/12
Florida	20/40	54/41	74-81	(7)	26-62/23-54	.419/.426	12-31/8-19	.387/.421	10-14/27-30	.714/.900	36/36 -	14/7	9/5	3/10	1/4	24/15
ALABAMA	43/33	33/42	76-75	+1	23-54/26-52	.426/.500	10-25/4-11	.400/.364	20-26/19-22	.769/.864	33/31 +2	12/13	12/10	5/8	7/10	15/17
South Carolina	28/26	32/45	60-71	(11)	19-54/21-54	.352/.389	8-29/4-14	.276/.286	14-20/25-39	.700/.641	34/41 (7)	10/8	19/12	4/4	7/7	31/17
TENNESSEE	45/35	39/57	84-92	(8)	29-56/30-53	.518/.566	11-26/7-13	.423/.538	15-22/25-28	.682/.893	26/30 (4)	14/13	8/8	2/4	3/3	23/22
KENTUCKY	27/36	40/38	67-74	(7)	21-55/23-43	.382/.535	6-25/3-10	.240/.300	19-27/25-37	.704/.676	30/35 (5)	11/11	7/11	4/7	6/3	23/19
Mississippi State	25/37	37/43	62-80	(18)	26-53/31-64	.491/.484	4-20/8-20	.200/.400	6-9/10-15	.667/.667	29/37 (8)	14/20	10/4	3/5	2/8	15/11
LSU	34/28	43/43	77-71	+6	25-49/27-62	.510/.435	7-19/4-19	.368/.211	20-30/13-21	.667/.619	33/38 (5)	10/7	12/12	4/4	3/5	20/24
Tennessee	15/32	47/35	62-67	(5)	23-57/19-44	.404/.432	5-24/7-13	.208/.538	11-14/22-32	.786/.688	37/31 +6	9/15	9/9	3/3	3/3	24/16
TCU	43/40	38/38	81-78	+3	31-59/35-63	.525/.556	11-25/8-23	.440/.348	8-9/0-0	.889/.000	21/36 (15)	13/18	7/12	2/3	6/5	11/10

Note: Game totals are displayed in the format TEAM/OPPONENT for each category

POINTS-REBOUNDS ASSISTS

Opponent	Date	Score	00	01	02	03	05	10	11
			LEE,SABEN	WILLIS,PAY	TOYE,JOE	AUSTIN, JR.	FISHER, DAV	EVANS, MAXW	ROBERSON, J
AUSTIN PEAY	11/10/17	73-54	w 6-0-7	8-0-1	9-3-1	2-3-2	DNP	5-2-0	13-10-3
at Belmont	11/13/17	60-69	L 19-8-2	3-3-0	6-2-1	2-1-0	6-4-0	0-0-0	13-12-0
UNC ASHEVILLE	11/17/17	79-76	w 8-1-5	0-0-0	2-0-0	2-1-2	17-4-1	0-0-2	17-12-0
USC	11/19/17	89-93	L 2-1-1	0-0-0	2-1-1	13-4-6	31-11-1	0-0-0	10-6-1
vs Virginia	11/23/17	42-68	L 0-1-0	0-1-1	2-2-1	5-5-0	11-3-1	5-4-2	6-3-1
vs Seton Hall	11/24/17	59-72	L 8-1-4	DNP	6-3-0	0-1-2	4-8-0	2-2-0	20-13-0
RADFORD	11/28/17	74-62	w 1-2-1	5-2-4	8-4-0	0-0-0	7-6-3	DNP	14-9-1
KANSAS STATE	12/03/17	79-84	L 19-2-5	4-1-0	11-1-2	DNP	3-2-1	3-0-0	22-10-2
MIDDLE TENNESSEE	12/06/17	63-66	L 5-0-3	9-5-0	0-2-1	DNP	17-7-0	DNP	13-4-0
at Arizona State	12/17/17	64-76	L 24-5-6	3-0-0	14-2-1	6-1-0	2-8-3	0-1-0	7-7-0
HOUSTON BAPTIST	12/20/17	81-48	w 3-4-5	5-1-2	7-3-2	1-4-2	19-5-3	14-0-1	17-10-0
ALCORN STATE	12/22/17	92-51	w 10-2-4	6-2-1	4-5-3	5-2-2	15-2-4	5-3-1	21-4-4
at Florida	12/30/17	74-81	L 13-3-3	10-2-4	0-1-1	0-0-1	17-4-1	0-2-0	18-7-1
ALABAMA	01/02/18	76-75	w 23-1-2	0-1-1	1-1-0	DNP	11-5-0	9-1-1	17-5-2
at South Carolina	01/06/18	60-71	L 17-2-2	4-3-1	0-2-0	0-0-0	12-5-2	5-4-0	9-9-3
TENNESSEE	01/09/18	84-92	L 21-3-3	6-0-3	4-1-0	DNP	10-4-1	1-1-0	19-4-2
KENTUCKY	01/13/18	67-74	L 12-3-3	8-3-3	4-1-0	DNP	9-3-0	0-1-0	20-7-1
at Mississippi State	01/16/18	62-80	L 6-5-4	8-0-0	3-1-1	4-1-2	DNP	2-2-0	10-2-2
LSU	01/20/18	77-71	w 12-5-5	6-6-1	5-1-0	2-1-0	DNP	DNP	20-6-1
at Tennessee	01/23/18	62-67	L 0-2-0	3-2-3	2-3-0	2-3-3	DNP	0-1-0	21-6-2
TCU	01/27/18	81-78	w 11-3-4	6-1-2	5-1-0	4-0-0	DNP	3-0-1	20-2-2

Opponent	Date	Score	12	13	14	15	50
			BAPTISTE, D	LACHANCE, R	RICE, ISAIA	BROWN, CLEV	OBINNA, EJI
AUSTIN PEAY	11/10/17	73-54	w 2-4-1	13-3-2	DNP	13-5-0	2-6-0
at Belmont	11/13/17	60-69	L 1-4-0	10-1-2	DNP	0-1-0	0-0-0
UNC ASHEVILLE	11/17/17	79-76	w 13-8-1	17-2-4	DNP	2-0-0	1-1-0
USC	11/19/17	89-93	L 9-7-0	19-2-4	DNP	1-1-0	2-2-0
vs Virginia	11/23/17	42-68	L 5-6-0	0-1-0	DNP	3-2-1	5-7-0
vs Seton Hall	11/24/17	59-72	L 2-2-0	6-2-1	DNP	2-0-0	9-5-0
RADFORD	11/28/17	74-62	w 8-3-0	27-5-1	DNP	4-4-0	DNP
KANSAS STATE	12/03/17	79-84	L 5-9-0	9-4-2	DNP	3-2-0	DNP
MIDDLE TENNESSEE	12/06/17	63-66	L 4-6-1	9-5-5	DNP	6-4-1	0-0-0
at Arizona State	12/17/17	64-76	L DNP	3-3-0	DNP	5-2-0	DNP
HOUSTON BAPTIST	12/20/17	81-48	w 2-4-0	11-4-5	0-0-0	0-2-0	2-3-0
ALCORN STATE	12/22/17	92-51	w 2-2-0	16-1-4	1-0-0	2-3-0	5-5-0
at Florida	12/30/17	74-81	L 0-2-0	11-4-3	DNP	5-6-0	DNP
ALABAMA	01/02/18	76-75	w 2-7-0	10-2-5	DNP	3-5-1	DNP
at South Carolina	01/06/18	60-71	L 10-5-0	3-1-2	DNP	0-2-0	DNP
TENNESSEE	01/09/18	84-92	L 1-4-1	16-3-4	DNP	6-3-0	DNP
KENTUCKY	01/13/18	67-74	L 2-4-0	6-2-4	DNP	5-4-0	1-1-0
at Mississippi State	01/16/18	62-80	L 2-2-0	5-7-4	DNP	8-2-1	14-4-0
LSU	01/20/18	77-71	w 1-5-0	26-6-3	DNP	3-2-0	2-0-0
at Tennessee	01/23/18	62-67	L 4-5-0	25-4-0	DNP	5-5-1	0-1-0
TCU	01/27/18	81-78	w 4-1-0	24-5-4	DNP	4-5-0	0-0-0