

# TEXAS A&M MEN'S BASKETBALL

## GAME #16: JAN. 9 AT KENTUCKY (RUPP ARENA)



Texas A&M Media Relations • www.12thMan.com

Men's Basketball Contact: Adam Quisenberry / E-Mail: aquisenberry@athletics.tamu.edu / O: (979) 862-5453 / C: (713) 582-5135

### MEDIA COVERAGE

**TELEVISION**.....ESPN  
 Dan Shulman.....Play-by-Play  
 Jay Bilas.....Commentary  
 Laura Rutledge.....Reporter

**RADIO**.....WTAW 1620 AM  
 Dave South.....Play-by-Play  
 Mike Caruso.....Commentary

**SATELLITE RADIO**.....Sirius Ch. 138 / XM Ch. 191

**LIVE STATS**.....tamu.statbroadcast.com

### RESULTS/SCHEDULE

N 10 ^ vs. #11 West Virginia (ESPN).....W, 88-65  
 N 17 UCSB (SEC NTK ^).....W, 84-65  
 N 20 † vs. Oklahoma State (ESPN2).....W, 72-55  
 N 21 † vs. Penn State.....W, 98-87  
 N 24 PEPPERDINE (SEC NTK).....W, 81-65  
 N 26 at #10 USC (PAC-12 NTK).....W, 75-59  
 N 30 UTRGV (SEC NTK ^).....W, 78-60  
 D 5 vs. Arizona (ESPN2).....L, 67-64  
 D 9 PRAIRIE VIEW A&M (SEC NTK ^).....W, 73-53  
 D 13 SAVANNAH STATE (SEC NTK ^).....W, 113-66  
 D 19 NORTHERN KENTUCKY (SEC NTK ^).....W, 64-58  
 D 21 BUFFALO (SEC NTK).....W, 89-73  
 D 30 \* at Alabama (ESPN2).....L, 79-57  
 J 2 \* FLORIDA (ESPN).....L, 83-66  
 J 6 \* LSU (SEC NTK).....L, 69-68  
 J 9 \* at #21 Kentucky (ESPN).....6 PM  
 J 13 \* at Tennessee (SEC NTK).....5 PM  
 J 16 \* OLE MISS (SEC NTK).....8 PM  
 J 20 \* MISSOURI (ESPN2).....3 PM  
 J 23 \* at LSU (ESPN).....8 PM  
 J 27 ! at Kansas (ESPN).....3:30/6 PM  
 J 30 \* ARKANSAS (ESPN).....8 PM  
 F 3 \* SOUTH CAROLINA (ESPN2).....1 PM  
 F 7 \* at Auburn (ESPN2).....8 PM  
 F 10 \* KENTUCKY (ESPN2).....3/5/7 PM  
 F 13 \* at Missouri (ESPN).....6 PM  
 F 17 \* at Arkansas (ESPN2).....3 PM  
 F 20 \* MISSISSIPPI STATE (SEC NTK).....6 PM  
 F 24 \* at Vanderbilt (ESPN2).....3 PM  
 F 28 \* at Georgia (SEC NTK).....7:30 PM  
 M 7-11 SEC Tournament.....-

\* - SEC Game / ! - Big 12/SEC Challenge

^ - Armed Forces Classic (Ramstein Air Base (Germany)) / † - Legends Classic (Brooklyn, NY) / ! - All Times Central

### SOCIAL MEDIA

**TWITTER**.....@AggieMBK  
**INSTAGRAM**.....AggieMBK  
**FACEBOOK**.....Facebook.com/AggieMBK  
 #12thMan #DoMore



### #21 KENTUCKY WILDCATS

**Record**.....12-3, 2-1 SEC  
**Ranking**.....No. 21 (AP) / No. 20 (USAT)  
**Streak**.....Lost 1  
**Last 5 / Last 10**.....3-2 / 6-4  
**On the Road (in SEC Play)**.....1-0 (0-0)  
**Last Game**.....Jan. 3  
 at Tennessee 76, #23 Kentucky 65

**Head Coach**.....John Calipari (Clarion '82)  
**Overall Record**.....664-194 (26<sup>th</sup> Season)  
**at Kentucky**.....261-56 (9<sup>th</sup> Season)  
**vs. Texas A&M**.....7-2



### TEXAS A&M AGGIES

**Record**.....11-4, 0-3 SEC  
**Ranking**.....RV (AP) / RV (USAT)  
**Streak**.....Lost 3  
**Last 5 / Last 10**.....2-3 / 6-4  
**On the Road (in SEC Play)**.....1-1 (0-1)  
**Last Game**.....Jan. 6  
 LSU 69, at #11 Texas A&M 68

**Head Coach**.....Billy Kennedy (Southeastern Louisiana '04)  
**Overall Record**.....337-268 (20<sup>th</sup> Season)  
**at Texas A&M**.....126-89 (7<sup>th</sup> Season)  
**vs. Kentucky**.....2-6

### AGGIE PROBABLE STARTERS (BASED ON MOST RECENT GAME)

<b>4</b>	<b>J.J. CALDWELL</b> Houston, Texas (STACH Homeschool)	<b>G • 6-1 • 195 • Fr-RS • 10 gp / 3 gs</b>							
	<table border="1"> <tr><th>points</th><th>rebounds</th><th>assists</th><th>minutes</th></tr> <tr><td>4.0</td><td>2.6</td><td>3.2</td><td>19.6</td></tr> </table>	points	rebounds	assists	minutes	4.0	2.6	3.2	19.6
points	rebounds	assists	minutes						
4.0	2.6	3.2	19.6						
<b>1</b>	<b>D.J. HOGG</b> Plano, Texas (Plano West HS)	<b>F • 6-9 • 220 • Jr-2L • 12 gp / 11 gs</b>							
	<table border="1"> <tr><th>POINTS</th><th>rebounds</th><th>assists</th><th>MINUTES</th></tr> <tr><td>14.4</td><td>6.8</td><td>2.5</td><td>31.3</td></tr> </table>	POINTS	rebounds	assists	MINUTES	14.4	6.8	2.5	31.3
POINTS	rebounds	assists	MINUTES						
14.4	6.8	2.5	31.3						
<b>5</b>	<b>SAVION FLAGG</b> Alvin, Texas (Alvin HS)	<b>G/F • 6-7 • 217 • Fr-HS • 10 gp / 5 gs</b>							
	<table border="1"> <tr><th>points</th><th>rebounds</th><th>assists</th><th>minutes</th></tr> <tr><td>7.5</td><td>5.4</td><td>0.8</td><td>22.1</td></tr> </table>	points	rebounds	assists	minutes	7.5	5.4	0.8	22.1
points	rebounds	assists	minutes						
7.5	5.4	0.8	22.1						
<b>10</b>	<b>TONNY TROCHA-MORELOS</b> Cartagena, Colombia (Mayor Jose Celestino Mutis)	<b>F • 6-10 • 223 • Sr-3L • 15 gp / 10 gs</b>							
	<table border="1"> <tr><th>points</th><th>rebounds</th><th>assists</th><th>minutes</th></tr> <tr><td>8.6</td><td>5.5</td><td>1.5</td><td>24.9</td></tr> </table>	points	rebounds	assists	minutes	8.6	5.5	1.5	24.9
points	rebounds	assists	minutes						
8.6	5.5	1.5	24.9						
<b>34</b>	<b>TYLER DAVIS</b> Plano, Texas (Plano West HS)	<b>C • 6-10 • 264 • Jr-2L • 15 gp / 15 gs</b>							
	<table border="1"> <tr><th>points</th><th>rebounds</th><th>blocks</th><th>minutes</th></tr> <tr><td>14.1</td><td>8.4</td><td>1.5</td><td>28.2</td></tr> </table>	points	rebounds	blocks	minutes	14.1	8.4	1.5	28.2
points	rebounds	blocks	minutes						
14.1	8.4	1.5	28.2						



## HEAD COACH BILLY KENNEDY



2016 SEC Coach of the Year & US-BWA District VII Coach of the Year Billy Kennedy is in his seventh season as the head coach of the Aggie basketball program. His teams have won five conference titles and made five trips to the postseason.

### THE KENNEDY FILE

**BORN** ..... February 2, 1964  
**HOMETOWN** ..... Metairie, Louisiana  
**WIFE** ..... the former Mary Ethredge  
**CHILDREN** ..... Will, Lexie, Brooks, Anna Cate  
**HIGH SCHOOL** ..... Holy Cross High School, 1982  
**COLLEGE** ..... Southeastern Louisiana University  
 (B.A. in Social Studies Education, 1986)

### HEAD COACHING RECORD

CENTENARY (2 years)		24-34
1997-98	10-20	
1998-99	14-14	
SOUTHEASTERN LOUISIANA (6 years)		80-92
1999-00	10-17	
2000-01	8-21	
2001-02	7-20	
2002-03	11-16	
2003-04	20-9	SLC Champs
2004-05	24-9	SLC Champs/NCAA (1 <sup>st</sup> Rd)
MURRAY STATE (5 years)		107-53
2006-07	16-14	
2007-08	18-13	
2008-09	19-12	
2009-10	31-5	OVC Champs/NCAA (2 <sup>nd</sup> Rd)
2010-11	23-9	OVC Champs/NIT
TEXAS A&M (7 <sup>th</sup> year)		126-89
2011-12	14-18	
2012-13	18-15	
2013-14	18-16	CBI (Quarterfinals)
2014-15	21-12	NIT (2 <sup>nd</sup> Round)
2015-16	28-9	SEC Co-Champs/NCAA (Sweet 16)
2016-17	16-15	
2017-18	11-4	
TOTAL (20 <sup>th</sup> year)		337-268

### KENNEDY NOTABLES

- 2016 SEC Coach of the Year, USBWA District VII Coach of the Year & NABC District 21 Coach of the Year after leading the Aggies to a school record 28 victories and a trip to the Sweet 16.
- His teams have averaged over 20 wins over his last 13 seasons as a head coach, earning five league titles and making six trips to the postseason (3 NCAA, 2 NIT, 1 CBI)
- Led team to 54 wins, two league titles and two trips to postseason in his final seasons at Murray State
- His 13<sup>th</sup>-seeded Racers knocked off No. 4-seed Vanderbilt in the 2010 NCAA Tournament, and came within two points of taking down eventual national finalist Butler
- Named NABC District 19 Coach of the Year and a finalist for the Skip Prosser and Hugh Durham awards following the 2009-10 season
- Was an assistant on the 1990-91 Texas A&M team under Kermit Davis, Jr.
- FCA's John Lotz "Barnabas" Award winner at the 2011 NCAA Final Four

## AGGIE RESERVES

**0 JAY JAY CHANDLER**  
 Katy, Texas  
 (Cinco Ranch HS)  
**G • 6-4 • 181 • Fr-HS • 15 gp / 4 gs**

**Quick Notes:** Athletic newcomer who contributes on the perimeter ... started the season-opener vs. West Virginia (11/10) & hit double-digit scoring for the first time in his career with 10 points vs. Pepperdine (11/24) ... contributed 10 points in a season-high 24 minutes vs. Buffalo (12/21) ... led the Aggies with 17 points on 7-of-11 shooting vs. Florida (1/2).

points	rebounds
<b>5.3</b>	<b>1.3</b>
assists	minutes
<b>0.9</b>	<b>13.3</b>

**2 T.J. STARKS**  
 Dallas, Texas  
 (Lancaster HS)  
**G • 6-2 • 202 • Fr-HS • 13 gp / 0 gs**

**Quick Notes:** Quick footed, tough guard ... talented scoring option who attacks the basket and hit double-digit scoring for the first time in his career with 10 points in road win at No. 10 USC (11/26) ... scored 12 points with six boards and two assists in the win over Savannah State (12/13).

points	rebounds
<b>5.5</b>	<b>2.2</b>
assists	minutes
<b>1.2</b>	<b>15.3</b>

**3 ADMON GILDER**  
 Dallas, Texas  
 (Madison HS)  
**G • 6-4 • 199 • Jr-2L • 10 gp / 9 gs**

**Quick Notes:** One of the SEC's most under-the-radar standouts, named SEC Player of the Week on Nov. 13 ... tough guard who set the tone for the Aggies on both the offensive & defensive ends ... led team in both assists (3.9 per game) & minutes (34.6 per game) last season ... has not played since injuring a knee during the win over Savannah State (12/13).

points	rebounds
<b>12.7</b>	<b>5.3</b>
assists	minutes
<b>3.7</b>	<b>29.7</b>

**11 MARK FRENCH**  
 Plano, Texas  
 (Prestonwood Christian)  
**G • 5-8 • 154 • So-1L • 3 gp / 0 gs**

**Quick Notes:** Walk-on who will provide depth at the guard spot.

points	rebounds
<b>0.0</b>	<b>0.0</b>
assists	minutes
<b>0.0</b>	<b>1.7</b>

**12 CHRIS COLLINS**  
 Friendswood, Texas  
 (Friendswood HS)  
**G • 6-3 • 178 • Jr-1L • 11 gp / 0 gs**

**Quick Notes:** After redshirting the 2015-16, saw a bigger role on the court last season ... played in 27 games a year ago, drawing eight starts ... reached double-figures for the second time in his career with 10 points vs. Savannah State (12/13) ... pulled down a career-best five boards vs. Buffalo (12/21).

points	rebounds
<b>1.8</b>	<b>1.2</b>
assists	minutes
<b>0.1</b>	<b>7.8</b>

**13 DUANE WILSON**  
 Milwaukee, Wis.  
 (Dominican HS / Marquette)  
**G • 6-3 • 180 • Sr [Grad]-TR • 13 gp / 13 gs**

**Quick Notes:** Brings experience to a young Aggie guard corps ... joins the Aggies after a three-year career at Marquette ... enjoyed a standout game vs Penn State (11/21), finishing with a 22 points & six assists ... notched his first career double-double with a 23-point, 11-assist game against Buffalo (12/21) ... has not played since injuring a knee at Alabama (12/30).

points	rebounds
<b>12.1</b>	<b>2.2</b>
ASSISTS	minutes
<b>4.5</b>	<b>27.1</b>

**15 ISIAH JASEY**  
 Killeen, Texas  
 (Sunrise Christian [Wichita, Kan.]  
**F • 6-10 • 242 • Fr-HS • 7 gp / 0 gs**

**Quick Notes:** High-motor newcomer who is expected to see action and provide a lift on defensive and on the boards ... scored his first career points with a put-back against Florida (1/2).

points	rebounds
<b>0.3</b>	<b>0.4</b>
assists	minutes
<b>0.0</b>	<b>2.4</b>

**22 FRANK BYERS**  
 Dallas, Texas  
 (South Oak Cliff HS)  
**G • 5-10 • 180 • Jr-2L • 3 gp / 0 gs**

**Quick Notes:** Walk-on who will provide depth at the guard spot.

points	rebounds
<b>0.0</b>	<b>0.3</b>
assists	minutes
<b>0.0</b>	<b>1.7</b>

**33 CAMERON ALO**  
 Houston, Texas  
 (St. Thomas HS)  
**G • 5-9 • 167 • Fr-HS • 2 gp / 0 gs**

**Quick Notes:** Walk-on who will provide depth at the guard spot.

points	rebounds
<b>0.0</b>	<b>0.0</b>
assists	minutes
<b>0.5</b>	<b>0.5</b>

**44 ROBERT WILLIAMS**  
 Oil City, La.  
 (North Caddo HS)  
**F • 6-10 • 241 • So-1L • 10 gp / 5 gs**

**Quick Notes:** Projected by many as a lottery pick in NBA Draft, elected to return to Texas A&M ... garnering SEC Defensive PoY honors last yr ... owns the nation's longest active blocked shot streak at 39 games ... led the Aggies in rebounding (8.2 rpg) & blocks (7.7) ... has two double-doubles this season and 13 for his career ... MVP of Progressive Legends Classic.

points	REBOUNDS
<b>8.4</b>	<b>10.0</b>
BLOCKS	minutes
<b>2.7</b>	<b>25.0</b>

## SETTING THE SCENE / NOTABLES

- Texas A&M looks to shake off the struggles of an 0-3 start to SEC play and return to its winning ways Tuesday when the Aggies travel to Lexington to face No. 11 Kentucky.
- Big things are expected of both the Aggies and Wildcats this season as UK was pegged to win the SEC in a pre-season poll of media that cover the league ... A&M, meanwhile, was slotted third.
- The current A&M squad will seek to channel the 2015-16 Aggies, who recovered from a mid-season stretch of five consecutive SEC losses to win a share of the 2016 SEC title before making a run to the Sweet 16 ... notably, unlike the current team, the '15-16 Aggies were not plagued by a series of injuries during their five-game skid.
- Junior forward **DJ Hogg** returned to the A&M lineup against LSU after serving a three-game suspension for violating Texas A&M policy ... Hogg, who leads the Aggies with a 14.4 point per game scoring average and 47.9 3-point field goal percentage, contributed 12 points on 3-of-9 shooting vs. the Tigers.
- Against LSU, the Aggies were without the services of a trio of starters - **Admon Gilder** (injury), **Robert Williams** (illness) and **Duane Wilson** (injury) ... both **Gilder** and **Wilson** are each listed as day-to-day.

## INJURIES PLAGUE AGGIES

The Aggies' athletic training staff and team doctors have been more involved than anyone hoped this season as A&M has played a total of just four games without a scholarship player missing due to injury. In total, A&M scholarship players have missed 27 man-games (17 due to injury) this season.

Here's a brief summary of A&M's injury woes by player...

- **SAVION FLAGG** (Freshman forward - 7.5 ppg / 5.4 rpg / 0.8 apg) ... Suffered a fractured orbital bone during the season-opener vs West Virginia (11/10), missed five games ... returned vs. UTRGV on Nov. 30.
- **ADMON GILDER** (Junior guard - 12.7 ppg / 5.3 rpg / 3.7 apg) ... Has missed five straight games since injuring a knee vs. Savannah State (12/13) ... listed as day-to-day with hopes of returning soon.
- **ISIAH JASEY** (Freshman forward - 0.3 ppg / 0.4 rpg) ... Suffered a concussion during practice in mid-December, missed two games.
- **ROBERT WILLIAMS** (Sophomore forward - 8.4 ppg / 10.0 rpg / 2.7 bpg) ... Suffered a concussion during practice in mid-December, missed two games ... also missed the LSU game (1/6) with flu-like symptoms.
- **DUANE WILSON** (Graduate transfer senior guard - 12.1 ppg / 2.2 rpg / 4.5 apg) ... Has missed two straight games since injuring a knee at Alabama (12/30) ... listed as day-to-day with hopes of returning soon.

## GET WELL SOON ADMON

One of the SEC's most underappreciated players on a national-level, junior **Admon Gilder**'s value has never been a question by those inside the Texas A&M basketball program. Unfortunately, Gilder suffered a knee injury during a win over Savannah State on Dec. 13 and has missed the Aggies' last five games.

His presence on the court, combined with the absences of **DJ Hogg** (missed three games due to suspension), **Robert Williams** (one game due to illness) **Duane Wilson** (missed the last two games due to injury), have led to a drop in production on the court as their minutes on the court have gone to talented, but inexperienced players.

Here's a look at the dip in production without Admon on the court for the Aggies

### ADMON'S PRESENCE BY THE NUMBERS

Season	With Admon (10 gm)	w/o Admon (5 gm)
Record	9-1	2-3
Points Per Game	82.6	68.8
Opp Points Per Game	64.2	72.4
FG Percentage	49.1%	39.7%
Opp FG Percentage	35.9%	42.0%
3-PT FG Percentage	39.4%	21.3%
Opp 3-PT FG Percentage	24.4%	40.8%

## SAVION STEPPING UP TO MAKE AN IMPACT

With the Aggies short-handed due to injuries and suspensions, rookie Savion Flagg has been thrust into a prominent role on the court and the Alvin, Texas, native has thrived.

A member of ESPN's elite Top 100, Flagg was regarded as a consensus four-star prospect that was rated as the fourth-best prospect in the state of Texas by ESPN when he joined the Aggie roster. However, his season got off to an unfortunate start as Flagg suffered a fractured orbital bone during the season-opening contest against West Virginia. Returning to the court on Nov. 30 against UTRGV, Flagg took time to reacquaint himself to the speed of DI competition while having to wear a mask over his face, but since getting comfortable on the court he has taken off.

Flagg was named SEC Freshman of the Week on Dec. 26 after collecting his first career double-double against northern Kentucky (Dec. 19) and scoring a season-high 21 points vs. Buffalo (Dec 21).

### SAVION'S IMPROVEMENT BY THE NUMBERS

Season	Prior to Dec. 19	Since Dec. 19
Game missed due to injury	5	0
Minutes per game	15.0	29.2
Scoring average	5.0	10.0
Rebound average	3.4	7.4



## SERIES HISTORY: KENTUCKY

**UK leads 8-3**  
**A&M streak: Lost 3**

- Tuesday will be the 12<sup>th</sup> meeting between the Aggies & Wildcats on the hardwood and the ninth since A&M joined the SEC.
- Last season, UK took a pair of meetings with the Aggies, winning 100-58 in Lexington on Jan. 3 before defeating A&M 71-63 in College Station on the regular season's final day.
- On Jan. 12, 2013, during its first visit to Rupp Arena as an SEC team, A&M became the first team to hand John Calipari a home conference loss at Kentucky ... UK saw its 24-game home SEC win streak snapped in the affair.
- The two schools first met during the 1941-42 season when the 'Cats earned a 49-29 victory.
- A&M's Billy Kennedy is 2-6 against Kentucky.
- Kennedy's head coaching counterpart, UK's John Calipari, is 7-2 all-time against the Aggies ... Before his tenure at UK, his lone contest against Texas A&M came on March 22, 2007, while coaching at Memphis ... The Tigers defeated the Aggies 65-64 during the NCAA Tournament's South Regional semifinal at San Antonio's Alamodome.

## SERIES RECORD

In College Station:	UK leads 3-1
At Reed Arena:	UK leads 3-1
In Lexington:	UK leads 3-2
At Rupp Arena:	Series tied 2-2
At Neutral Sites:	UK leads 1-0
Since A&M joined the SEC ('12-13):	UK leads 2-6
Largest A&M Win:	12 (83-71, 1/12/13)
Billy Kennedy vs LSU:	2-6
Will Wade vs Texas A&M:	7-2

## ALL-TIME MEETINGS (UK LEADS 8-3)

Date	AM/Op Rk	Site	Score
1941-42	—	L	29-49
1946-47	Lexington	L	18-84
1978 D22	17/11 Lexington	W	73-69
2013 J12	Lexington	W	83-71
2013 J18	College Station	L	67-72 (OT)
2014 J21	-/14 Lexington	L	51-68
2015 J10	-/1 College Station	L	64-70 (2OT)
2016 F20	24/14 College Station	W	79-77 (OT)
2016 M13	17/16 Nashville	L	77-82 (OT)
2017 J3	-/6 Lexington	L	58-100
2017 M4	-/9 College Station	L	63-71

## TALE OF THE TAPE

A&M	UK
78.0	78.9
66.9	69.6
+11.1	+9.3
.460	.483
.379	.406
.339	.367
.715	.686
44.2	39.2
+9.1	+5.3
17.5	15.3
14.5	14.3
6.3	6.7
6.3	5.6

# NATIONAL POLLS

## AP TOP 25 (JAN. 8)

1	Villanova (52)	14-1	1,611
2	West Virginia (12)	14-1	1,559
3	Virginia (1)	14-1	1,438
4	Michigan State	15-2	1,390
5	Purdue	15-2	1,225
5	Wichita State	13-2	1,225
7	Duke	13-2	1,222
8	Texas Tech	14-1	1,174
9	Oklahoma	12-2	1,152
10	Xavier	15-2	1,050
11	Arizona State	13-2	1,036
12	Kansas	12-3	888
13	Seton Hall	14-2	759
14	Cincinnati	14-2	739
15	Gonzaga	14-3	676
16	TCU	13-2	621
17	Arizona	12-4	537
18	Miami	13-2	502
19	Clemson	14-1	465
20	North Carolina	12-4	423
21	<b>KENTUCKY</b>	<b>12-3</b>	<b>314</b>
22	Auburn	14-1	243
23	Florida State	12-3	202
24	Tennessee	10-4	198
25	Creighton	13-3	160

**Others receiving votes:** Notre Dame 121, Florida 85, **TEXAS A&M 62**, Ohio State 29, Rhode Island 7, Michigan 5, Baylor 2, Nevada 2, New Mexico State 1, Georgia 1, Arkansas 1

## USA TODAY COACHES POLL (JAN. 8)

1	Villanova	14-1	770
2	West Virginia	14-1	724
3	Virginia	14-1	693
4	Michigan St	15-2	679
5	Wichita St	13-2	586
6	Duke	13-2	584
7	Purdue	15-2	567
8	Texas Tech	14-1	525
9	Oklahoma	12-2	518
10	Xavier	15-2	505
11	Arizona State	13-2	449
12	Kansas	12-3	426
13	Cincinnati	14-2	350
14	Gonzaga	14-3	325
15	Seton Hall	14-2	304
16	Texas Christian	13-2	285
17	Clemson	14-1	258
18	North Carolina	12-4	230
19	Miami-Florida	13-2	219
20	<b>KENTUCKY</b>	<b>12-3</b>	<b>205</b>
21	Arizona	12-4	174
22	Creighton	13-3	160
23	Tennessee	10-4	138
24	Auburn	14-1	100
25	Notre Dame	13-3	53

**Others receiving votes:** Florida State 48; **TEXAS A&M 47**; Florida 40; Baylor 26; Saint Mary's 22; Arkansas 21; Michigan 9; Ohio State 9; Nevada 8; Rhode Island 6; New Mexico State 4; Mississippi State 4; UCLA 3; Boise State 1.

## A&M'S RANKING WEEK-BY-WEEK

DATE	AP	USAT	DATE	AP	USAT
Preseason	25	RV	Jan. 15		
Nov. 13	16	—	Jan. 22		
Nov. 20	16	19	Jan. 29		
Nov. 27	9	10	Feb. 5		
Dec. 4	7	9	Feb. 12		
Dec. 11	9	10	Feb. 19		
Dec. 18	8	9	Feb. 26		
Dec. 25	5	6	Mar. 5		
Jan. 1	11	13	Mar. 12		
Jan. 8	RV	RV			

## FLAGG HONORED AS SEC FRESHMAN OF THE WEEK (DEC. 26)

After making an impression during a pair of Aggie victories, Texas A&M's Savion Flagg was named SEC Freshman of the Week on Dec. 26.

The rookie from Alvin, Texas, averaged 16.5 points and nine rebounds while shooting 62.5 percent from the field and leading the Aggies to wins over Northern Kentucky and Buffalo. With the Aggies short-handed due to injury and suspension, Flagg stepped up to produce his first career double-double with a 12-point, 10-rebound outing against Northern Kentucky before registering a personal-best 21 points two days later vs. Buffalo.

## A&M DEFENSE BY THE NUMBERS

Through games played on Jan. 7, Texas A&M stands out as one of the country's toughest defensive squads, checking in at ninth nationally in both field goal percentage defense (37.9 percent). Additionally, A&M is second in defensive rebounds per game (31.13) and ninth in blocked shots per game (6.3).

Kenpom.com ranks the Aggies at No. 8 nationally in its adjusted defensive efficiency (90.1).

## AGGIES RANK AMONG NATION'S BEST REBOUNDING TEAMS

Texas A&M enters the Kentucky game ranking second nation in both total rebounds per game (44.5) and defensive rebounds per game (31.13) and ninth in rebound margin (+9.1). A&M has been out-rebounded in just one game this season (Dec. 30 at Alabama).

## WILLIAMS OWNS NATION'S LONGEST BLOCK STREAK; JOINS 100-BLOCK CLUB

One of the nation's elite shot blockers, **Robert Williams** owns the nation's longest blocked shot streak and with two blocks against Alabama on Dec. 30 he became the just the seventh member of Texas A&M's elite 100-block club. He enters the LSU game ranked seventh in school history with 104 career blocks.

Additionally, with a pair of swats on Jan. 31, 2017, vs. Vanderbilt, Williams set a new Texas A&M record for consecutive games with a block, surpassing the record of 20 set by David Harris from during 1989-90 season. His active streak of 40 straight games with a blocked shot ranks first nationally.

### TEXAS A&M ALL-TIME BLOCKED SHOT LIST

Rk	Player	Years	Career Rebounds
1.	Winston Crite	1983-87	200
2.	Rudy Woods	1978-83	192
3.	Bryan Davis	2006-10	154
4.	Jimmie Gilder	1982-86	145
5.	Calvin Davis	1995-98	110
6.	David Harris	1989-90	108
7.	<b>Robert Williams</b>	<b>2016-Present</b>	<b>104</b>

### TEXAS A&M LONGEST BLOCK STREAKS

Rk	Player	Dates	Games
1.	<b>Robert Williams</b>	<b>11/11/16 - Present</b>	<b>41</b>
2.	David Harris	12/21/89 - 3/9/90	20
3.	Bryan Davis	11/29/09 - 2/3/10	17

## DAVIS JOINS 1,000-POINT & 500-REBOUND CLUBS; CLIMBING ALL-TIME REBOUNDING LIST

From the first day he hit the court as a rookie wearing the Maroon & White, Tyler Davis has always prided himself on hitting the boards hard. That dedication garnered Davis a spot in Texas A&M's exclusive 500-rebound Club as he hit the milestone against Prairie View A&M on Dec. 9 to become just the 26<sup>th</sup> Aggie to reach 500.

He currently ranks 20<sup>th</sup> in school history with 566 career boards.

Davis hit another milestone during the win over Buffalo as he became the 36<sup>th</sup> member of A&M's 1,000 Point Club

### TEXAS A&M ALL-TIME REBOUNDING LIST

Rk	Player	Years	Career Rebounds
1.	Vernon Smith	1977-81	978
18.	George Mehaffey	1954-57	576
19.	Billy Bob Barnett	1996-99	570
20.	<b>Tyler Davis</b>	<b>2015-Present</b>	<b>566</b>
21.	Andy Slocum	2000-04	553

## #DOMORE

It started as the theme of a motivational talk by strength & condition coach Darby Rich during summer workouts but "Do More" has become the de facto motto for the Aggie basketball team this season.

Coming off a 16-15 campaign last season that fell short of repeating the success of an SEC Championship and a Sweet 16 showing the year prior, Texas A&M coaches & players have bought into the idea that all of them need to "Do More" this season. It's all encompassing philosophy that includes work in the weight room, practice habits, mental preparation, scouting and vocal leadership as the Aggies put in extra work & focus to achieve their lofty expectations this season.

## STATISTICAL LEADERS




### DJ HOGG

14.4 Points Per Game  
(15<sup>th</sup> in the SEC)  
47.9 3PT FG Percentage  
(4<sup>th</sup> in the SEC)



### ROBERT WILLIAMS

27 Blocks (2.7 per game)  
(2<sup>nd</sup> in the SEC)  
10.0 Rebounds Per Game  
(1<sup>st</sup> in the SEC)



### TYLER DAVIS

59.3 FG Percentage  
(1<sup>st</sup> in the SEC)  
8.4 Rebounds Per Game  
(3<sup>rd</sup> in the SEC)



### DUANE WILSON

58 Assists (4.5 per game)  
(5<sup>th</sup> in the SEC)

## WILLIAMS RANKS AMONG NATION'S ACTIVE BLOCKS & REBOUNDING AVERAGE LEADERS

Sophomore Robert Williams is regarded as one of the nation's most talented players and his performance on the court is reflected by his appearance among the nation's most prolific rebounders and shot blockers. Additionally, he ranks second among all SEC players in career double-double (14).

### ACTIVE D-I CAREER REBOUNDING AVERAGE LEADERS

Rk	Player	Career gm/rebounds	BPG Avg
1	James Thompson IV, Eastern Mich	80 / 885	11.1
2	Angel Delgado, Seton Hall	114 / 1,241	10.9
3	Alize Johnson, Missouri St.	50 / 542	10.8
4	Rokas Gustys, Hofstra	105 / 1,119	10.7
5	Chima Moneke, UC Davis	50 / 483	9.7
6	Jemerrio Jones, New Mexico St.	50 / 469	9.4
7	Jordan Murphy, Minnesota	82 / 765	9.3
8	Keith Braxton, Saint Francis (PA)	49 / 440	9
9	John Konchar, Fort Wayne	86 / 753	8.8
10	Joseph Lopez, Sacred Heart	47 / 410	8.7
11	Muusa Dama, Eastern Ill.	43 / 371	8.6
12	Robert Williams, Texas A&M	41 / 353	8.6

### ACTIVE D-I CAREER BLOCKED SHOT AVERAGE LEADERS

Rk	Player	Career gm/blocks	RPG Avg
1	Reggie Lynch, Minnesota	116 / 369	3.18
2	Mike Watkins, Penn St.	49 / 145	2.96
3	Tai Odiase, Ill.-Chicago	110 / 297	2.7
4	Robert Williams, Texas A&M	41 / 104	2.54
5	Tacko Fall, UCF	80 / 192	2.4

## DAVIS AMONG COLLEGE BASKETBALL'S BEST IN FIELD GOAL PERCENTAGE

Junior Tyler Davis has led the SEC in field goal percentage each of his first two collegiate seasons (65.5 percent as a freshman in 105-16 and 61.7 percent as a sophomore in 2016-17) and currently lead in the league (59.3 percent).

Nationally, Davis ranks fifth in career field goal percentage at 62.6 percent in 82 career games.

### ACTIVE D-I CAREER FIELD GOAL PERCENTAGE LEADERS

Rk	Player	Career Gm	FGM-FGA	FG%
1	Tacko Fall, UCF	80	335-455	0.736
2	Devontae Cacok, UNCW	80	339-473	0.717
3	Aundre Jackson, Loyola Chicago	48	263-410	0.641
4	Nick Ward, Michigan St.	52	275-437	0.629
5	Tyler Davis, Texas A&M	82	406-649	0.626

## A&M INKS BLUE CHIP PROSPECT ANTWANN JONES

The Texas A&M men's basketball program has announced the signing of highly-regarded guard Antwann Jones from Orlando, Fla.

A member of ESPN's elite Top 100 list, Jones is regarded as a consensus four-star prospect, who is rated as the sixth-best prospect in the state of Florida by ESPN as well as the 45th overall prospect nationally.

A 6-foot-6 shooting guard, Jones is entering his final season at Orlando's Oak Ridge High School playing for head coach Steve Reece. On the Nike EYBL circuit, Jones competed with ETTI United where he produced 10.2 points, 3.5 rebounds, and 2.6 assists per game, in 16 games during the summer of 2017.

Regarded among the top incoming players for the class of 2018, Jones received invitations to the Pangos All-American Camp as well as the NBPA Top 100 Camp, both reserved for elite prep prospects. Additionally, he participated in the Nike Skills Academy.

## A&M QUICK FACTS

Location	College Station, Texas 77842
Founded	1872 (opened 1876)
Enrollment	68,625 (Fall 2017)
Nickname	Aggies
Colors	Maroon (Pantone 505) and White
Conference	Southeastern
National Affiliation	NCAA Division I
Home Court	Reed Arena (12,989)
Home Court Record	242-84 (19 <sup>th</sup> season)
All-Time Record	1,399-1,248 (106 <sup>th</sup> season)
President	Michael K. Young (BYU '73)
Director of Athletics	Scott Woodward (LSU '85)
Compliance Officer	David Batson
Faculty Representative	Dr. Paul Batista
Head Coach	Billy Kennedy (SE Louisiana '86)
Record at A&M	126-89 (7 <sup>th</sup> season)
Overall Record	337-268 (20 <sup>th</sup> season)

### Assistant Coaches

Amir Abdur-Rahim (Southeastern Louisiana '04)  
Isaac Chew (Avila University '99)  
Ulric Maligi (Howard '06)

Special Assistant	Don Maestri (Southern Miss '68)
Strength Coach	Darby Rich (Alabama '92)
Dir./Student-Athlete Dev.	Barry Davis (A&M '76)
Ast. AD/Basketball	Peter Warden (Texas A&M '05)
Dir./Scouting & Player Dev.	Alex Lloyd (Pomona '04)
Athletic Trainer	Matt Doles (New Mexico '99)
Academic Advisor	Jacob Wonders (Central Michigan '97)
2016-17 Record	16-15, 8-10 SEC (T-9 <sup>th</sup> )
Lettermen Returning/Lost	8 / 7
Starters Returning/Lost	4 / 1
2017 Postseason	n/a

## POSTSEASON HISTORY

NCAA Appearances	13
	(1951, 64, 69, 75, 80, 87, 2006, 07, 08, 09, 10, 11, 16)
All-Time NCAA Tourney Record	11-14
Sweet 16 Appearances	1951*, 69*, 80, 07, 16
	* 16-team field * 25-team field
NIT Appearances	7 (1979, 82, 85, 86, 94, 05, 15)
All-Time NIT Record	7-7
CBI Appearances	1 (2014)
All-Time CBI Record	1-1

## MEDIA POLICIES

**MID-WEEK INTERVIEWS:** Players generally are available for short interviews before practice. All player interviews must be arranged with **24 hours advance notice** through the SID Office (979-862-5451). Coach Kennedy is available on a weekly basis. Contact SID office for schedule.

**POSTGAME INTERVIEWS:** For home games, players will be brought to the interview room. Coach Kennedy will enter the room after the player interviews are completed. Additional players may be available outside the locker room. For road games, A&M will use whatever space is available. **THE LOCKER ROOM IS CLOSED AT ALL TIMES.**

**CREDENTIALS:** Please request credentials for A&M home games at least one week prior to the game via [www.sports-systems.com/seccredentials](http://www.sports-systems.com/seccredentials). If time permits, credentials will be mailed. Otherwise, credentials will be delivered to local hotels or will be available at the SID Office or the loading dock entrance of Reed Arena.

**PREGAME MEALS:** Pregame meals as well as water and coffee are available in the media hospitality room near the loading dock are available throughout all games.

## CAREER DOUBLE-DOUBLES

### TYLER DAVIS

#### SEASON (5) / CAREER (11)

- 11/16/15 vs SE Louisiana (18 points / 12 rebounds)
  - 2/20/16 vs #14 Kentucky (15 points / 12 rebounds)
  - 11/11/16 vs NW State (16 points / 10 rebounds)
  - 11/25/16 vs Virginia Tech (12 points / 10 rebounds)
  - 12/13/16 vs Arizona (21 points / 10 rebounds)
  - 1/28/17 at #18 West Virginia (19 points / 18 rebounds)
- 
- 11/10/17 vs #11 West Virginia (23 points / 13 rebounds)
  - 12/13/17 vs Savannah State (13 points / 17 rebounds)
  - 12/19/17 vs Northern Kentucky (14 points / 10 rebounds)
  - 12/21/17 vs Buffalo (16 points / 11 rebounds)
  - 1/6/18 vs LSU (19 points / 12 rebounds)

### SAVION FLAGG

#### SEASON (1) / CAREER (1)

- 12/19/17 vs Northern Kentucky (14 points / 10 rebounds)

### D.J. HOGG

#### SEASON (1) / CAREER (2)

- 11/25/16 vs Virginia Tech (17 points / 10 rebounds)
- 11/30/17 vs UTRGV (17 points / 10 rebounds)

### TONNY TROCHA-MORELOS

#### SEASON (1) / CAREER (2)

- 1/2/16 vs Arkansas (10 points / 10 rebounds)
- 11/13/17 vs Savannah State (10 points / 13 rebounds)

### ROBERT WILLIAMS

#### SEASON (3) / CAREER (14)

- 11/25/16 vs Virginia Tech (13 points / 10 rebounds)
  - 12/21/16 vs Saint Francis (10 points / 10 rebounds)
  - 1/7/17 at South Carolina (12 points / 14 rebounds)
  - 1/21/17 vs Georgia (18 points / 12 rebounds)
  - 1/25/17 at Ole Miss (15 points / 14 rebounds)
  - 2/8/17 vs Missouri (18 points / 16 rebounds)
  - 2/11/17 at #17 Florida (18 points / 12 rebounds)
  - 2/16/17 at Vanderbilt (13 points / 13 rebounds)
  - 2/22/17 at Arkansas (16 points / 11 rebounds)
  - 2/25/17 vs Alabama (17 points / 10 rebounds)
  - 3/4/17 vs #9 Kentucky (20 points / 13 rebounds)
- 
- 11/20/17 vs Oklahoma State (11 points / 11 rebounds)
  - 11/21/17 vs Penn State (21 points / 10 rebounds)
  - 1/2/18 vs Florida (12 points / 11 rebounds)

## A&M WINS PROGRESSIVE LEGENDS CLASSIC; WILLIAMS & WILSON NAMED ALL-TOURNEY

Back-to-back wins over Oklahoma State and Penn State at the Barclays Center in Brooklyn, N.Y. gave the Aggies a new trophy to bring home to College Station as they won the 2017 Progressive Legends Classic. The tournament victory was the Aggies' 18th overall during an in-season tourney (does not include conference tournaments) as well as the first for the program since winning the 2007 NIT Season Tip Off.

Following outstanding individual performances, A&M was represented by Robert Williams and Duane Wilson on the All-Tournament team with Williams honored as the event's MVP.



## JET SETTING AGGIES RACK UP FREQUENT FLYER MILES IN SEASON'S OPENING MONTH

The roar of airplane engines and the rumble of bus tires on the pavement became white noise to the Aggies during the seasons' opening month as the squad played in five different time zones and totaled approximately 17,764 miles of air travel.

#### AGGIE AIR TRAVEL IN THE SEASONS'S OPENING MONTH

Date	Route	Mileage
Nov. 7-8	Houston (IAH) > Frankfort	5,219 miles
Nov. 11	Frankfort > Houston (IAH)	5,219 miles
Nov. 17	College Station > Newark, NJ	1,422 miles
Nov. 20-21	Newark, NJ > College Station	1,422 miles
Nov. 25	College Station > Los Angeles (LAX)	1,305 miles
Nov. 26-27	Los Angeles (LAX) > College Station	1,305 miles
Nov. 4	College Station > Phoenix	936 miles
Nov. 5-6	Phoenix > College Station	936 miles
<b>7 Cities/Airports (5 Time Zones)</b>		<b>17,764 miles</b>

## STARS & STRIPES TRIBUTE: A&M CAPTURES HEADLINES WITH ARMED FORCES CLASSIC WIN

In a move that honored Texas A&M University's strong traditions and connection with the United States military, the Aggie men's basketball team was selected to take part in the 2017 State Farm Armed Forces Classic. During the contest, Texas A&M overcame an early 13-point deficit to defeat West Virginia, 88-65, on Nov. 10, 2017, at Ramstein Air Base in Germany.

The Armed Forces Classic – a series of Division I men's college basketball games that are televised from United States military bases around Veteran's Day as a morale event for service members – is scheduled to continue for the foreseeable future. The Armed Forces Classic is owned and operated by ESPN Events, a division of ESPN.



## AGGIES LENGTH PRESENTS MATCHUP PROBLEMS FOR OPPONENTS

One of the most common observations from opposing coaches when talking about the Aggies is their length and athleticism throughout their lineup. KenPom.com slots the Aggies at eighth nationally in average height at 78.6 inches (6.55 foot).

Here's a look at the heights, wingspans and reaches for the notables members of the A&M lineup.

#### AGGIES LENGTH BY PLAYER

Player	Height	Wingspan	Reach
Tonny Trocha-Morelos	6-10.5	7-4.5	110 in.
Tyler Davis	6-10.5	7-1	110 in.
Robert Williams	6-10	7-5.5	112 in.
Isiah Jasey	6-10	7-1.25	108.5 in.
DJ Hogg	6-9	6-10.5	109 in.
Savion Flagg	6-7.5	6-10	101 in.
Admon Gilder	6-4.5	6-5	101 in.
Jay Jay Chandler	6-4	6-5.5	99 in.
Duane Wilson	6-3	6-5.5	97.5 in.
TJ Starks	6-2	6-4.5	95 in.
J Caldwell	6-1.5	6-3	96.5 in.

## UP NEXT AFTER THE KENTUCKY GAME

The Aggies' two-game roadtrip continues as they travel to Knoxville to face No. 24 Tennessee on Saturday ... The game will tip off at 5 p.m. (CT) be televised on SEC Network.



**TEXAS A&M  
AGGIES**





**TENNESSEE  
VOLUNTEERS**

**SATURDAY (JAN. 13)  
THOMPSON-BOLING ARENA  
KNOXVILLE, TENN.  
5 PM • SEC NTK**

**CAREER STATS - AGGIES VS. KENTUCKY**

Six Aggies have faced off vs. the Wildcats during their collegiate career, led by senior Tonny Trocha-Morelos who's played five games against UK.

Chris Collins																				
Season	gp-gs	min/avg	Total		3-Point		F-Throws		Rebounds				Scoring							
			fg-fga	pct	fg-fga	pct	ft-fga	pct	off	def	tot	avg	pts	avg						
2016-17	2-1	23/11.5	2-3	.667	1-1	1.000	0-0	.000	0	3	3	1.5	4	0	1	4	0	0	5	2.5
<b>TOTAL</b>	<b>2-1</b>	<b>23/11.5</b>	<b>2-3</b>	<b>.667</b>	<b>1-1</b>	<b>1.000</b>	<b>0-0</b>	<b>.000</b>	<b>0</b>	<b>3</b>	<b>3</b>	<b>1.5</b>	<b>4</b>	<b>0</b>	<b>1</b>	<b>4</b>	<b>0</b>	<b>0</b>	<b>5</b>	<b>2.5</b>

Tyler Davis																				
Season	gp-gs	min/avg	Total		3-Point		F-Throws		Rebounds				Scoring							
			fg-fga	pct	fg-fga	pct	ft-fga	pct	off	def	tot	avg	pts	avg						
2015-16	2-2	56/28.0	7-14	.500	0-0	.000	9-16	.563	13	8	21	10.5	6	0	1	2	2	1	23	11.5
2016-17	2-2	59/29.5	8-15	.533	0-0	.000	8-11	.727	3	7	10	5.0	6	0	2	9	1	0	24	12.0
<b>TOTAL</b>	<b>4-4</b>	<b>115/28.8</b>	<b>15-29</b>	<b>.517</b>	<b>0-0</b>	<b>.000</b>	<b>17-27</b>	<b>.630</b>	<b>16</b>	<b>15</b>	<b>31</b>	<b>7.8</b>	<b>12</b>	<b>0</b>	<b>3</b>	<b>11</b>	<b>3</b>	<b>1</b>	<b>47</b>	<b>11.8</b>

Admon Gilder																				
Season	gp-gs	min/avg	Total		3-Point		F-Throws		Rebounds				Scoring							
			fg-fga	pct	fg-fga	pct	ft-fga	pct	off	def	tot	avg	pts	avg						
2015-16	2-0	45/22.5	2-6	.333	0-2	.000	0-2	.000	2	0	2	1.0	5	0	1	1	0	2	4	2.0
2016-17	2-2	68/34.0	12-30	.400	5-11	.455	6-11	.545	5	6	11	5.5	9	1	6	1	0	3	35	17.5
<b>TOTAL</b>	<b>4-2</b>	<b>113/28.3</b>	<b>14-36</b>	<b>.389</b>	<b>5-13</b>	<b>.385</b>	<b>6-13</b>	<b>.462</b>	<b>7</b>	<b>6</b>	<b>13</b>	<b>3.3</b>	<b>14</b>	<b>1</b>	<b>7</b>	<b>2</b>	<b>0</b>	<b>5</b>	<b>39</b>	<b>9.8</b>

DJ Hogg																				
Season	gp-gs	min/avg	Total		3-Point		F-Throws		Rebounds				Scoring							
			fg-fga	pct	fg-fga	pct	ft-fga	pct	off	def	tot	avg	pts	avg						
2015-16	2-0	34/17.0	5-9	.556	2-5	.400	0-0	.000	0	2	2	1.0	4	0	0	2	0	0	12	6.0
2016-17	1-1	28/28.0	1-7	.143	1-3	.333	0-0	.000	1	3	4	4.0	0	0	2	7	0	0	3	3.0
<b>TOTAL</b>	<b>3-1</b>	<b>62/20.7</b>	<b>6-16</b>	<b>.375</b>	<b>3-8</b>	<b>.375</b>	<b>0-0</b>	<b>.000</b>	<b>1</b>	<b>5</b>	<b>6</b>	<b>2.0</b>	<b>4</b>	<b>0</b>	<b>2</b>	<b>9</b>	<b>0</b>	<b>0</b>	<b>15</b>	<b>5.0</b>

Tonny Trocha-Morelos																				
Season	gp-gs	min/avg	Total		3-Point		F-Throws		Rebounds				Scoring							
			fg-fga	pct	fg-fga	pct	ft-fga	pct	off	def	tot	avg	pts	avg						
2014-15	1-0	9/9.0	1-1	1.000	0-0	.000	0-0	.000	1	0	1	1.0	3	0	0	2	0	0	2	2.0
2015-16	2-0	32/16.0	5-9	.556	1-3	.333	3-4	.750	6	6	12	6.0	3	0	3	2	0	0	14	7.0
2016-17	2-1	64/32.0	4-13	.308	2-8	.250	3-4	.750	1	8	9	4.5	5	0	12	5	5	0	13	6.5
<b>TOTAL</b>	<b>5-1</b>	<b>105/21.0</b>	<b>10-23</b>	<b>.435</b>	<b>3-11</b>	<b>.273</b>	<b>6-8</b>	<b>.750</b>	<b>8</b>	<b>14</b>	<b>22</b>	<b>4.4</b>	<b>11</b>	<b>0</b>	<b>15</b>	<b>9</b>	<b>5</b>	<b>0</b>	<b>29</b>	<b>5.8</b>

Robert Williams																				
Season	gp-gs	min/avg	Total		3-Point		F-Throws		Rebounds				Scoring							
			fg-fga	pct	fg-fga	pct	ft-fga	pct	off	def	tot	avg	pts	avg						
2016-17	2-0	52/26.0	13-21	.619	1-2	.500	1-7	.143	6	9	15	7.5	2	0	1	0	6	1	28	14.0
<b>TOTAL</b>	<b>2-0</b>	<b>52/26.0</b>	<b>13-21</b>	<b>.619</b>	<b>1-2</b>	<b>.500</b>	<b>1-7</b>	<b>.143</b>	<b>6</b>	<b>9</b>	<b>15</b>	<b>7.5</b>	<b>2</b>	<b>0</b>	<b>1</b>	<b>0</b>	<b>6</b>	<b>1</b>	<b>28</b>	<b>14.0</b>

**GILDER HONORED AS SEC PLAYER OF THE WEEK (NOV. 13)**

After helping the Aggies card a season-opening marquee victory over No. 11 West Virginia during the Armed Forces Classic at Ramstein Air Base in Germany, Admon Gilder was named SEC Player of the Week.

Gilder fell just one rebound shy of his first career double-double against the Mountaineers while approaching the Aggies' first triple-double since 2002 as he tied for game-high point honors with 23 and grabbed a career-best nine boards. Impressively, Gilder dished out a game-high seven assists while committing zero turnovers against WVU's aggressive full-court defensive pressure. The Dallas, Texas, native was 8-of-12 shooting from the field with a 4-for-5 mark from 3-point range while going a perfect 3-of-3 from the free throw line.

**REED ARENA SUCCESS**

- The Aggies are 7-2 on their home court this year and 243-84 (.743) all-time in 20 seasons at Reed Arena ... the Aggies were 41-41 in the first six years at Reed and are 202-43 (.824) since.
- In the last five seasons, Texas A&M is 66-15 (.815) on its home floor.
- A&M has won 160 of its last 186 home games against unranked opponents (43 of last 60 in league play).
- Texas A&M finished 7-0 in non-conference games at Reed Arena this season and is 152-14 (.916) all-time in non-conference games inside the facility, which hosted its first basketball game in the fall of 1998 ... Reed Arena has proven to be one of the hardest places for opponents to get a win as Texas A&M has never lost a non-conference game inside Reed Arena while playing as a ranked team (47-0).

TEXAS A&M AT REED ARENA UNDER BILLY KENNEDY		
Season	Home Record	Winning %
2011-12	11-7	.611
2012-13	12-6	.667
2013-14	17-3	.850
2014-15	14-4	.778
2015-16	17-1	.944
2016-17	11-5	.688
2017-18	7-2	.778
<b>Totals</b>	<b>89-28</b>	<b>.761</b>

**REED ARENA ATTENDANCE RECORDS**

**13,000-PLUS CROWDS, ALL-TIME (19)**

- 13,888 vs. LSU..... 1/9/16
- 13,717 vs. Texas..... 2/27/10
- 13,657 vs. Kansas..... 2/15/10
- 13,648 vs. Texas Tech..... 1/30/10
- 13,584 vs. Oklahoma State..... 2/16/08
- 13,555 vs. Texas..... 1/30/08
- 13,300 vs. Texas..... 1/31/11
- 13,203 vs. Missouri..... 3/3/07
- 13,196 vs. Texas..... 2/5/07
- 13,187 vs. Oklahoma State..... 1/20/07
- 13,176 vs. Texas..... 3/1/06
- 13,158 vs. Oklahoma..... 2/2/08
- 13,151 vs. St. Joseph's (NIT)..... 3/23/05
- 13,136 vs. Texas Tech..... 2/26/05
- 13,051 vs. Baylor..... 2/24/07
- 13,048 vs. Oklahoma..... 1/27/07
- 13,021 vs. Baylor..... 2/6/10
- 13,016 vs. Oklahoma State..... 2/12/05
- 13,007 vs. Missouri..... 3/7/09

**TOP 10 SEASON AVERAGE RECORDS**

Average	Year	Games	Record
1. 10,343	2007-08	20	16-4
2. 9,889	2009-10	16	15-1
3. 9,812	2006-07	19	18-1
4. 9,438	2008-09	18	16-2
5. 9,000	2010-11	17	15-2
6. 8,956	2015-16	18	17-1
7. 8,161	2016-17	16	11-5
8. 8,148	2004-05	20	17-3
9. 7,962	2005-06	18	16-2
10. 7,383	2011-12	18	11-7
<b>7,985</b>	<b>2017-18</b>	<b>9</b>	<b>7-2</b>

**RECORD BY YEAR**

1998-99.....	9-5
1999-00.....	5-7
2000-01.....	7-7
2001-02.....	5-9
2002-03.....	10-4
2003-04.....	5-9
2004-05.....	17-3
2005-06.....	16-2
2006-07.....	18-1
2007-08.....	16-4
2008-09.....	16-2
2009-10.....	15-1
2010-11.....	15-2
2011-12.....	11-7
2012-13.....	12-6
2013-14.....	17-3
2014-15.....	14-4
2015-16.....	17-1
2016-17.....	0-0
2017-18.....	11-4
<b>2017-18.....</b>	<b>7-2</b>
<b>TOTAL.....</b>	<b>243-84 (.743)</b>

## HONORS & AWARDS THIS SEASON

### TYLER DAVIS

- Honorable Mention Preseason All-America (NBC Sports)
- Preseason First Team All-SEC (Coaches)
- Preseason Second Team All-SEC (Media)
- Kareem Abdul-Jabbar Award Watch List
- Naismith Trophy Watch List

### SAVION FLAGG

- SEC Player of the Week (11/13)

### ADMON GILDER

- SEC Player of the Week (11/13)

### D.J. HOGG

- Julius Erving Small Forward of the Year Award Watch List

### ROBERT WILLIAMS

- Third Team Preseason All-American (NBC Sports)
- Fourth Team Preseason All-American (ESPN)
- Preseason Co-SEC Player of the Year (Media)
- Preseason First Team All-SEC (Media)
- Preseason First Team All-SEC (Coaches)
- Karl Malone Power Forward of the Year Award Watch List
- Oscar Robertson Trophy Watch List
- Progressive Legends Classic All-Tournament Team
- Naismith Trophy Watch List

### DUANE WILSON

- Progressive Legends Classic All-Tournament Team

### A&M SCORING BREAKDOWN BY CLASS

Class	Points	Pct.
Seniors	286	24.4
Juniors	532	45.5
Sophomores	84	7.2
Freshmen	268	22.9

## AGGIES ONLY SEC SQUAD TO RETURN MULTIPLE ALL-CONFERENCE HONOREES

The 2017 All-SEC teams, as voted on by the league's coaches, were announced on March 7 and as the league moves forward to the 2017-18 campaign, just five players who garnered All-SEC accolades are back for this season. Of those five, two are Aggies as Texas A&M stands out as the conference's only school to return multiple All-SEC honorees.

The twin towers of **Tyler Davis** and **Robert Williams** each represented the Aggies on the All-SEC Second Team while Williams was named the SEC's Defensive Player of the Year.

RETURNING ALL-SEC PERFORMERS		
Player	School	Team
KeVaughn Allen	Florida	1 <sup>st</sup>
Yante Maten	Georgia	1 <sup>st</sup>
Quindary Weatherspoon	Mississippi State	2 <sup>nd</sup>
<b>Tyler Davis</b>	<b>Texas A&amp;M</b>	<b>2<sup>nd</sup></b>
<b>Robert Williams*</b>	<b>Texas A&amp;M</b>	<b>2<sup>nd</sup></b>

\* - SEC Defensive Player of the Year

## AGGIES & LONGHORNS REUNITE FOR A GOOD CAUSE

It started with a call from A&M head coach **Billy Kennedy** to Texas counterpart Shaka Smart and led to a historic rivalry returning to the hardwood, albeit in an exhibition. The meeting was put together to raise funds for the Rebuild Texas Relief Fund, established to aid Texans dealing with the aftermath of Hurricane Harvey.

On Oct. 25, just one week from that initial call, the Aggies and Longhorns were on the court at Tudor Fieldhouse on the campus of Rice University in Houston. A crowd of over 2,000 provided a spirited atmosphere as the Longhorn withstood a late Aggie surge to claim a 73-69 victory.

## AGGIES EMBRACE THE CHALLENGE OF ONE NATION'S TOUGHEST SCHEDULES

A&M's non-conference slate will be among the most daunting in the country as the Aggies take on West Virginia (at Ramstein Air Base in Germany as part of the Armed Forces Classic), USC, Arizona (in Phoenix) and Kansas, all away from College Station. Additionally, A&M will take part in the Legends Classic (Nov. 20-21) at Brooklyn's Barclays Center where the Aggies will play two games as part of a quality field that includes Oklahoma State, Penn State and Pitt.

After the challenging midterm of non-conference action, the Aggies will face the gauntlet of SEC play. As a league in men's basketball, the SEC has proven to be one the best conferences in recent years and is coming off an attention-grabbing campaign where it posted an 11-5 record in the NCAA Tournament and had three teams advance to the Elite Eight.

- 17 total games vs. postseason teams from last season (13 NCAA / 4 NIT) - **A&M is currently 4-2**
- 11 teams that made the 2017 NCAA Tournament (A&M plays Arkansas, Kentucky twice) - **A&M is currently 4-2**
- Of A&M's 31 regular season games, only 14 are against teams that did not make the NCAA or NIT last season.
- A&M will play a postseason team away from home (including neutral sites) 10 times - **A&M is currently 3-1**

### 2017 POST SEASON TEAMS ON TEXAS A&M'S SCHEDULE

Opponent	Result / Date	'17 Postseason
<sup>#11</sup> West Virginia	W, 88-65	NCAA (Sweet 16)
Oklahoma State	W, 98-87	NCAA (1st Rd)
<sup>#10</sup> USC	W, 75-59	NCAA (2nd Rd)
Arizona	L, 67-64	NCAA (Sweet 16)
Northern Kentucky	W, 64-58	NCAA (1st Rd)
Florida	L, 83-66	NCAA (Elite Eight)
Ole Miss	Jan. 16 (H)	NIT (Quarterfinals)
at Kansas	Jan. 27 (A)	NCAA (Elite Eight)
South Carolina	Feb. 3 (H)	NCAA (Final Four)
Kentucky	Jan. 9 (A) & Feb. 10 (H)	NCAA (Elite Eight)
Arkansas	Jan. 30 (H) & Feb. 17 (A)	NCAA (2nd Rd)
Vanderbilt	Feb. 24 (A)	NCAA (1st Rd)
Georgia	Feb. 28 (A)	NIT (1st Rd)
Alabama	Dec. 30 (A) & March 3 (H)	NIT (1st Rd)

## KENTUCKY TOPS PRESEASON SEC MEDIA POLL; AGGIES THIRD

Kentucky was predicted to win the 2017 Southeastern Conference men's basketball championship in voting by a select panel of both SEC and national media members. Texas A&M was pegged third in the poll.

The Wildcats are the overall preseason favorite for the 13th time since the 1998-99 season.

Voting for SEC Men's Basketball Player of the Year resulted in a three-way tie with Georgia senior forward Yante Maten, Missouri freshman forward Michael Porter, Jr. and Texas A&M sophomore forward **Robert Williams** finishing as the media favorites. Alabama's Collin Sexton, Florida's KeVaughn Allen, Kentucky's Hamidou Diallo, and Mississippi State's Quindary Weatherspoon also received votes in the Player of the Year voting.



## THE LAST TIME

### TEXAS A&M...

Scored 100 Points.....	113 vs Savannah State, 12/13/17
Shot 60 Percent From the Field.....	61.1% vs Penn State, 11/21/17
Shot Under 30 Percent From the Field.....	29.7% at Alabama, 12/30/17
Shot 50 Percent From 3-Point Range (more than 10 attempts).....	50.0% vs Penn State, 11/21/17
Did Not Make a 3-Pointer.....	0-for-13 vs Hartford, 1/3/15
Had 40 Free Throw Attempts.....	44 vs Mississippi State, 1/13/15
Made 30 Free Throws.....	34 vs Alcorn State, 11/12/10
Had 50 Rebounds.....	65 vs Savannah State, 12/13/17
Had 30 Assists.....	32 vs Savannah State, 12/13/17
Had 15 Steals.....	16 at A&M-Corpus Christi, 11/15/10
Had 10 Blocked Shots.....	11 vs Pepperdine, 11/24/17
Had Four Players Score in Double Figures.....	5 vs Buffalo, 12/21/17
Had Five Players Score in Double Figures.....	5 vs Buffalo, 12/21/17
Had Two Players Score 20 Points.....	Duane Wilson (23) & Savion Flagg (21) vs Buffalo, 12/21/17
Had 30 Fouls.....	33 vs Missouri, 3/13/14
Had 30 Turnovers.....	30 vs Texas, 2/3/99
Won on a Buzzer Beater.....	79-77 (OT) on a put-back by Tyler Davis vs Kentucky, 2/20/16

### A TEXAS A&M PLAYER...

Had a Double-Double.....	Tyler Davis (19 pt/12 reb) vs LSU, 1/6/18
Had a Triple-Double.....	Bernard King (20 pt/10 reb/10 ast) vs Texas Tech, 1/9/02
Scored 40 Points.....	40, Elston Turner at Kentucky, 1/12/13
Scored 30 Points.....	32, Danuel House vs Kentucky, 3/13/16
Scored 20 Points with 20 Rebounds.....	27 points & 21 rebounds, Rynn Wright vs UNLV, 12/15/78
Made 5 Three-Pointers.....	5, D.J. Hogg vs Savannah State, 12/13/17
Had 20 Rebounds.....	21, Vernon Smith and Rynn Wright vs UNLV, 12/15/78
Had 15 Rebounds.....	17, Tyler Davis vs Savannah State, 12/13/17
Had 10 Assists.....	11, Duane Wilson vs Buffalo, 12/21/17
Had 5 Steals.....	5, Admon Gilder at Florida, 2/11/17
Had 5 Blocks.....	7, Tonny Trocha-Morelos vs Buffalo, 12/21/17
Made 10 Field Goals.....	10, Robert Williams vs Penn State, 11/21/17
Had 20 Field Goal Attempts.....	23, Danuel House at Kentucky, 3/13/16
Made 10 Free Throws.....	10, Fabyon Harris vs Arkansas, 1/9/13
Had 15 Free Throw Attempts.....	15, Danuel House vs Mississippi State, 1/13/15

### AN OPPOSING TEAM...

Scored 100 Points.....	100 (100-58) by Kentucky, 1/3/17
Shot 60 Percent From the Field.....	61.6% by Kansas State, 12/20/14
Shot Under 30 Percent From the Field.....	28.2% by Southern California, 11/26/17
Had 40 Free Throw Attempts.....	53 by Missouri, 3/13/14
Made 30 Free Throws.....	40 by Missouri, 3/13/14
Had 50 Rebounds.....	57 by Florida, 2/1/14
Had 30 Assists.....	30 by Arkansas, 2/23/91
Had 15 Steals.....	19 by LSU, 1/23/13
Had 10 Blocked Shots.....	12 by Arkansas, 2/24/15
Had 30 Fouls.....	31 by Texas, 11/25/15
Had 30 Turnovers.....	30 by Grambling State, 12/28/06

### AN OPPOSING PLAYER...

Had a Triple-Double.....	Royce White of Iowa State (10 pts./18 reb./10 ast.), 1/7/12
Scored 40 Points.....	43, Mike Singletary of Texas Tech, 3/11/09
Scored 30 Points.....	31, Tony Carr of Penn State, 11/21/17
Made 5 Three-Pointers.....	5, Tremont Waters of LSU, 1/6/18
Had 20 Rebounds.....	20, Eric Chenowith of Kansas, 1/14/98
Had 15 Rebounds.....	16, Duop Reath of LSU, 2/4/17
Had 10 Assists.....	10, Lonzo Ball of UCLA, 11/27/16
Had 5 Steals.....	5, Lamar Peters of Mississippi State, 1/4/17
Had 5 Blocks.....	5, Kevarrus Hayes of Florida, 1/2/18

## OVERTIME GAMES

Overall Overtime Record.....	35-49 (0-0 This Season)
Home Overtime Record.....	13-18
Reed Arena Overtime Record.....	5-8
Road Overtime Record.....	21-30
Double Overtime Record.....	7-12
Triple Overtime Record.....	0-2
Quadruple Overtime Record.....	0-1
Five-Overtime Record.....	0-1
Postseason Overtime Record.....	1-3
Last OT Played (1 OT).....	vs UNI @NCAA 1st Rd [Oklahoma City] (W, 92-88, 5/20/16)
Last Double OT (2 OT).....	vs UNI @NCAA 1st Rd [Oklahoma City] (W, 92-88, 5/20/16)
Last Triple OT (4 OT).....	vs Tennessee (L, 85-93, 2/23/13)

## FREE-THROW PROFICIENCY

PLAYER	1+1	3-PT. (OR 4-PT.)	CRUNCH (3 gms)
Alo.....	0-0.....	0-0.....	0-0.....
Byers.....	0-0.....	0-0.....	0-0.....
Caldwell.....	1-1.....	2-2.....	2-2.....
Chandler.....	0-1.....	3-3.....	0-0.....
Collins.....	0-0.....	0-0.....	2-2.....
Davis.....	2-4.....	6-7.....	0-2.....
Flagg.....	0-0.....	1-2.....	4-4.....
French.....	0-0.....	0-0.....	0-0.....
Gilder.....	0-0.....	2-3.....	0-0.....
Hogg.....	4-4.....	2-3.....	3-4.....
Jasey.....	0-0.....	0-0.....	0-0.....
Starks.....	3-5.....	0-0.....	0-0.....
Trocha-Morelos.....	1-3.....	3-4.....	2-2.....
Williams.....	0-3.....	2-3.....	0-0.....
Wilson.....	2-2.....	3-3.....	7-9.....
<b>A&amp;M</b>	<b>13-23 (.565)</b>	<b>24-30 (.800)</b>	<b>20-25 (.800)</b>
<b>Opponent</b>	<b>12-17 (.706)</b>	<b>7-12 (.583)</b>	<b>8-10 (.800)</b>

KEY: 1+1, first free throw of one-and-one; 3-Pt., free throw to complete 3-point (or 4-point) play; Crunch, free throws in final two minutes of games within 10 points and in overtime.

## TEXAS A&M MISCELLANEOUS STATISTICS (SEASON / CAREER)

Player	10+ Points	20+ Points	30+ Points	10+ Reb.	15+ Reb.	10+ Assists	Dunks	3-Pt. Plays	Double-Doubles	Individual Game Leaders		
										Points	Rebounds	Assists
Alo	- / -	- / -	- / -	- / -	- / -	- / -	- / -	- / -	- / -	- / -	- / -	- / -
Byers	- / -	- / -	- / -	- / -	- / -	- / -	- / -	- / -	- / -	- / -	- / -	- / -
Caldwell	- / -	- / -	- / -	- / -	- / -	- / -	- / -	2 / 2	- / -	- / -	- / -	3 / 3
Chandler	3 / 3	- / -	- / -	- / -	- / -	- / -	3 / 3	3 / 3	- / -	1 / 1	- / -	1 / 1
Collins	1 / 2	- / -	- / -	- / -	- / -	- / -	- / -	- / -	- / -	- / -	- / -	- / 2
Davis	13 / 58	2 / 8	- / -	5 / 12	1 / 2	- / -	11 / 37	6 / 41	5 / 11	4 / 19	6 / 28	- / 4
Flagg	2 / 2	1 / 1	- / -	1 / 1	- / -	- / -	3 / 3	1 / 1	1 / 1	- / -	2 / 2	- / -
French	- / -	- / -	- / -	- / -	- / -	- / -	- / -	- / -	- / -	- / -	- / -	- / -
Gilder	7 / 42	1 / 6	- / -	1 / 1	- / -	- / -	3 / 15	2 / 14	- / -	3 / 14	2 / 4	2 / 26
Hogg	9 / 30	1 / 5	- / -	1 / 2	- / -	- / -	1 / 14	2 / 6	1 / 2	6 / 12	2 / 10	1 / 10
Jasey	- / -	- / -	- / -	- / -	- / -	- / -	- / -	- / -	- / -	- / -	- / -	- / -
Starks	2 / 2	- / -	- / -	- / -	- / -	- / -	- / -	- / -	- / -	- / -	- / -	- / -
Trocha-Morelos	8 / 29	- / -	- / -	1 / 4	- / -	- / 1	7 / 35	3 / 12	1 / 2	- / 5	- / 8	2 / 10
Wilson	7 / 7	2 / 2	- / -	- / -	- / -	- / -	3 / 3	3 / 3	- / -	3 / 3	- / -	6 / 6
Williams	4 / 25	1 / 2	- / -	4 / 17	1 / 2	- / -	19 / 78	2 / 9	3 / 14	1 / 4	5 / 21	1 / 3

# RESULTS AND LEADERS

<u>RECORD</u>	<u>OVERALL</u>	<u>HOME</u>	<u>AWAY</u>	<u>NEUTRAL</u>
ALL GAMES.....	11-4.....	7-2.....	1-1.....	3-1
CONFERENCE.....	0-3.....	0-2.....	0-1.....	0-0
NON-CONFERENCE.....	11-1.....	7-0.....	1-0.....	3-1

DATE	OPPONENT	RESULT	SCORE	ATT.	HIGH POINTS	HIGH REBOUNDS	HIGH ASSISTS
Nov. 10	^ vs. #11 West Virginia	W	88-65	3,128	Davis, Gilder (23)	Davis (13)	Gilder (7)
<b>Nov. 17</b>	<b>UCSB</b>	<b>W</b>	<b>84-65</b>	<b>7,275</b>	<b>Hogg (24)</b>	<b>Davis, Hogg (6)</b>	<b>Gilder (7)</b>
Nov. 20	+ vs. Oklahoma State	W	72-55	5,904	Hogg (18)	Williams (11)	Wilson (5)
Nov. 21	+ vs. Penn State/Pitt	W	98-87	5,081	Wilson (22)	Williams (10)	Wilson (6)
<b>Nov. 24</b>	<b>PEPPERDINE</b>	<b>W</b>	<b>81-65</b>	<b>6,704</b>	<b>Hogg (18)</b>	<b>Hogg (9)</b>	<b>Williams (6)</b>
Nov. 26	at #10 USC	W	75-59	5,347	Hogg (15)	Gilder (10)	Hogg (4)
<b>Nov. 30</b>	<b>UTRGV</b>	<b>W</b>	<b>78-60</b>	<b>7,121</b>	<b>Gilder, Hogg (17)</b>	<b>Williams (14)</b>	<b>Wilson (7)</b>
Dec. 5	vs. Arizona	L	67-64	8,907	Davis (21)	Williams (7)	Wilson (5)
<b>Dec. 9</b>	<b>PRAIRIE VIEW A&amp;M</b>	<b>W</b>	<b>73-53</b>	<b>7,804</b>	<b>Gilder (14)</b>	<b>Williams (16)</b>	<b>Trocha-Morelos (3)</b>
<b>Dec. 13</b>	<b>SAVANNAH STATE</b>	<b>W</b>	<b>113-66</b>	<b>6,339</b>	<b>Hogg (18)</b>	<b>Davis (17)</b>	<b>Trocha-Morelos (7)</b>
<b>Dec. 19</b>	<b>NORTHERN KENTUCKY</b>	<b>W</b>	<b>64-58</b>	<b>6,595</b>	<b>Wilson (16)</b>	<b>Davis, Flagg (10)</b>	<b>Caldwell (4)</b>
<b>Dec. 21</b>	<b>BUFFALO</b>	<b>W</b>	<b>89-73</b>	<b>6,654</b>	<b>Wilson (23)</b>	<b>Davis (11)</b>	<b>Wilson (11)</b>
Dec. 30	* at Alabama	L	79-57	14,218	Davis, Williams (14)	Flagg (9)	Chandler, Wilson (3)
<b>Jan. 2</b>	<b>* FLORIDA</b>	<b>L</b>	<b>83-66</b>	<b>12,524</b>	<b>Chandler (17)</b>	<b>Williams (11)</b>	<b>Caldwell (7)</b>
<b>Jan. 6</b>	<b>* LSU</b>	<b>L</b>	<b>69-68</b>	<b>10,845</b>	<b>Davis (19)</b>	<b>Davis (12)</b>	<b>Caldwell (6)</b>
Jan. 9	* at Kentucky						
Jan. 13	* at Tennessee						
<b>Jan. 16</b>	<b>* OLE MISS</b>						
<b>Jan. 20</b>	<b>* MISSOURI</b>						
Jan. 23	* at LSU						
Jan. 27	! at Kansas						
<b>Jan. 30</b>	<b>* ARKANSAS</b>						
<b>Feb. 3</b>	<b>* SOUTH CAROLINA</b>						
Feb. 7	* at Auburn						
<b>Feb. 10</b>	<b>* Kentucky</b>						
Feb. 13	* at Missouri						
Feb. 17	* at Arkansas						
<b>Feb. 20</b>	<b>* MISSISSIPPI STATE</b>						
Feb. 24	* at Vanderbilt						
Feb. 28	* at Georgia						
<b>Mar. 3</b>	<b>* ALABAMA</b>						

^ - Armed Forces Classic (Ramstein Air Base, Germany); + - Legends Classic (Brooklyn, N.Y.); \* - SEC Conference Game; ! - Big 12-SEC Challenge

ATTENDANCE	GAMES	TOTALS	AVG/GAME
HOME.....	9.....	71,861.....	7,985
SEC HOME.....	2.....	23,396.....	11,685
AWAY.....	2.....	19,565.....	9,782
NEUTRAL.....	4.....	23,020.....	5,755
OVERALL.....	14.....	103,601.....	7,400

MARGIN	1	2	3	4	5	6	7	8	9	10	11	12	13	14	15	16	17	18	19	20	21	22	23	24	25	25+	30+	35+
Victory	—	—	—	—	—	1	—	—	—	—	1	—	—	1	—	1	1	1	1	1	—	—	1	—	—	—	—	1
Defeat	1	—	1	—	—	—	—	—	—	—	—	—	—	—	—	—	1	—	—	—	1	—	—	—	—	—	—	—

**Largest Home Win:**  
47 (A&M 113, Savannah St. 66)

**Largest Home Loss:**  
17 (Florida 83, A&M 66)

**Largest Road/Neutral Win:**  
23 (A&M 88, West Virginia 65)

**Largest Road/Neutral Loss:**  
22 (Alabama 79, A&M 57)

# 2017-18 SEASON STATISTICS - ALL GAMES

#	Player	gp-gs	min	avg	Total		3-Point		F-Throw		Rebounds				pf	dq	a	to	blk	stl	pts	avg		
					fg-fga	fg%	3fg-fga	3fg%	ft-fa	ft%	off	def	tot	avg										
01	D.J. Hogg	12-11	376	31.3	54-118	.458	35-73	.479	30-41	.732	16	65	81	6.8	23	0	30	15	13	15	173	14.4		
34	Tyler Davis	15-15	423	28.2	89-150	.593	4-12	.333	30-46	.652	46	80	126	8.4	38	1	24	36	23	5	212	14.1		
03	Admon Gilder	10-9	297	29.7	43-88	.489	17-39	.436	24-28	.857	9	44	53	5.3	15	0	37	20	1	13	127	12.7		
13	Duane Wilson	13-13	352	27.1	53-120	.442	13-44	.295	38-44	.864	2	27	29	2.2	26	0	58	34	4	15	157	12.1		
10	Tonny Trocha-Morelos	15-10	373	24.9	47-110	.427	11-37	.297	24-38	.632	29	53	82	5.5	28	0	22	24	20	6	129	8.6		
44	Robert Williams	10-5	250	25.0	37-67	.552	0-3	.000	10-20	.500	25	75	100	10.0	20	0	19	19	27	11	84	8.4		
05	Savion Flagg	10-5	221	22.1	26-58	.448	7-21	.333	16-24	.667	21	33	54	5.4	16	0	8	11	2	5	75	7.5		
02	T.J. Starks	13-0	199	15.3	29-93	.312	8-33	.242	6-10	.600	5	24	29	2.2	18	0	16	19	0	4	72	5.5		
00	Jay Jay Chandler	15-4	199	13.3	29-67	.433	6-25	.240	15-20	.750	7	12	19	1.3	29	0	14	14	1	6	79	5.3		
04	J.J. Caldwell	10-3	196	19.6	14-34	.412	0-4	.000	12-16	.750	6	20	26	2.6	12	0	32	17	1	10	40	4.0		
12	Chris Collins	11-0	86	7.8	7-21	.333	3-13	.231	3-4	.750	3	10	13	1.2	11	0	1	3	1	4	20	1.8		
15	Isiah Jasey	7-0	17	2.4	1-2	.500	0-0	.000	0-0	.000	2	1	3	0.4	3	0	0	1	1	0	2	0.3		
22	Frank Byers	3-0	5	1.7	0-1	.000	0-1	.000	0-0	.000	1	0	1	0.3	0	0	0	0	0	0	0	0.0		
11	Mark French	3-0	5	1.7	0-3	.000	0-2	.000	0-0	.000	0	0	0	0.0	2	0	0	0	0	0	0	0.0		
33	Cameron Alo	2-0	1	0.5	0-0	.000	0-0	.000	0-0	.000	0	0	0	0.0	0	0	1	0	0	1	0	0.0		
Team											24	23	47											4
Total.....		15	3000		429-932	.460	104-307	.339	208-291	.715	196	467	663	44.2	241	1	262	217	94	95	1170	78.0		
Opponents.....		15	3000		364-960	.379	121-397	.305	155-240	.646	171	355	526	35.1	268	4	216	177	65	100	1004	66.9		

## TEAM STATISTICS

	TAMU	OPP	Date	Opponent	Score	Att.
SCORING	1170	1004	11/10/17	vs West Virginia	w 88-65	3128
Points per game	78.0	66.9	11/17/17	UCSB	w 84-65	7275
Scoring margin	+11.1	-	11/20/17	vs Oklahoma State	w 72-55	5904
FIELD GOALS-ATT	429-932	364-960	11/21/17	vs Penn State	w 98-87	5081
Field goal pct	.460	.379	11/24/17	PEPPERDINE	w 81-65	6704
3 POINT FG-ATT	104-307	121-397	11/26/17	at USC	w 75-59	5347
3-point FG pct	.339	.305	11/30/17	UTRGV	w 78-60	7121
3-pt FG made per game	6.9	8.1	12/05/17	vs Arizona	L 64-67	8907
FREE THROWS-ATT	208-291	155-240	12/09/17	PRAIRIE VIEW A&M	w 73-53	7804
Free throw pct	.715	.646	12/13/17	SAVANNAH STATE	w 113-66	6339
F-Throws made per game	13.9	10.3	12/19/17	NORTHERN KENTUCKY	w 64-58	6595
REBOUNDS	663	526	12/21/17	BUFFALO	w 89-73	6654
Rebounds per game	44.2	35.1	* 12/30/17	at Alabama	L 57-79	14218
Rebounding margin	+9.1	-	* 01/02/18	FLORIDA	L 66-83	12524
ASSISTS	262	216	* 01/06/18	LSU	L 68-69	10845
Assists per game	17.5	14.4				
TURNOVERS	217	177	* - Conference game			
Turnovers per game	14.5	11.8				
Turnover margin	-2.7	-				
Assist/turnover ratio	1.2	1.2				
STEALS	95	100				
Steals per game	6.3	6.7				
BLOCKS	94	65				
Blocks per game	6.3	4.3				
ATTENDANCE	71861	42585				
Home games-Avg/Game	9-7985	2-9782				
Neutral site-Avg/Game	-	4-5755				

Score by Periods	1st	2nd	Totals
Texas A&M	560	610	1170
Opponents	474	530	1004

# 2017-18 SEASON STATISTICS - SEC GAMES

#	Player	gp-gs	min	avg	Total		3-Point		F-Throw		Rebounds				pf	dq	a	to	blk	stl	pts	avg		
					fg-fga	fg%	3fg-fga	3fg%	ft-fta	ft%	off	def	tot	avg										
34	Tyler Davis	3-3	92	30.7	19-37	.514	2-7	.286	5-8	.625	10	15	25	8.3	8	0	3	11	4	0	45	15.0		
44	Robert Williams	2-1	55	27.5	10-22	.455	0-0	.000	6-9	.667	8	11	19	9.5	2	0	2	4	6	1	26	13.0		
01	D.J. Hogg	1-1	36	36.0	3-9	.333	1-5	.200	5-8	.625	1	5	6	6.0	2	0	1	1	2	2	12	12.0		
00	Jay Jay Chandler	3-2	65	21.7	10-22	.455	4-11	.364	4-5	.800	2	3	5	1.7	7	0	6	5	0	1	28	9.3		
13	Duane Wilson	1-1	32	32.0	3-11	.273	0-3	.000	3-3	1.000	0	1	1	1.0	1	0	3	1	0	1	9	9.0		
10	Tonny Trocha-Morelos	3-2	71	23.7	6-18	.333	3-10	.300	8-12	.667	7	10	17	5.7	6	0	5	5	1	1	23	7.7		
05	Savion Flagg	3-3	86	28.7	6-22	.273	4-12	.333	1-4	.250	7	11	18	6.0	6	0	5	2	0	2	17	5.7		
04	J.J. Caldwell	3-2	82	27.3	6-19	.316	0-3	.000	3-4	.750	3	8	11	3.7	3	0	13	9	0	1	15	5.0		
02	T.J. Starks	3-0	46	15.3	5-22	.227	0-8	.000	1-2	.500	2	4	6	2.0	4	0	1	3	0	2	11	3.7		
15	Isiah Jasey	2-0	5	2.5	1-1	1.000	0-0	.000	0-0	.000	1	0	1	0.5	1	0	0	1	1	0	2	1.0		
12	Chris Collins	3-0	30	10.0	1-5	.200	1-5	.200	0-0	.000	0	4	4	1.3	4	0	0	0	0	2	3	1.0		
Team											4	5	9											
Total.....		3	600		70-188	.372	15-64	.234	36-55	.655	45	77	122	40.7	44	0	39	42	14	13	191	63.7		
Opponents.....		3	600		83-182	.456	36-80	.450	29-38	.763	25	82	107	35.7	53	0	52	32	19	21	231	77.0		

## TEAM STATISTICS

	TAMU	OPP	Date	Opponent	Score	Att.
SCORING	191	231	* 12/30/17	at Alabama	L 57-79	14218
Points per game	63.7	77.0	* 01/02/18	FLORIDA	L 66-83	12524
Scoring margin	-13.3	-	* 01/06/18	LSU	L 68-69	10845
FIELD GOALS-ATT	70-188	83-182	* - Conference game			
Field goal pct	.372	.456				
3 POINT FG-ATT	15-64	36-80				
3-point FG pct	.234	.450				
3-pt FG made per game	5.0	12.0				
FREE THROWS-ATT	36-55	29-38				
Free throw pct	.655	.763				
F-Throws made per game	12.0	9.7				
REBOUNDS	122	107				
Rebounds per game	40.7	35.7				
Rebounding margin	+5.0	-				
ASSISTS	39	52				
Assists per game	13.0	17.3				
TURNOVERS	42	32				
Turnovers per game	14.0	10.7				
Turnover margin	-3.3	-				
Assist/turnover ratio	0.9	1.6				
STEALS	13	21				
Steals per game	4.3	7.0				
BLOCKS	14	19				
Blocks per game	4.7	6.3				
ATTENDANCE	23369	14218				
Home games-Avg/Game	2-11684	1-14218				
Neutral site-Avg/Game	-	0-0				

Score by Periods	1st	2nd	Totals
Texas A&M	86	105	191
Opponents	110	121	231

# TEXAS A&M / OPPONENT GAME-BY-GAME STATS

Date	Texas A&M/Opponent	---- TOTAL ----		---- 3-PTRS ----		---- REBOUNDS ----										
		FG-FGA	Pct	3FG-FGA	Pct	FT-FTA	Pct	Off-Def-Tot	Avg	PF	A	TO	Blk	Stl	Pts	Avg
N 10	Texas A&M	31-64	.484	10-19	.526	16-20	80.0	10-37-47	47.0	16	22	18	5	10	88	88.0
	#11 West Virginia	24-70	.343	12-40	.300	5-9	55.6	11-24-35	35.0	19	19	16	8	7	65	65.0
N 17	Texas A&M	30-60	.500	11-22	.500	13-17	.765	12-23-35	41.0	14	20	12	6	4	84	86.0
	UCSB	26-61	.426	3-17	.176	10-14	.714	14-21-35	35.0	18	10	12	5	4	65	65.0
N 20	Texas A&M	28-57	.491	9-24	.375	7-9	.778	9-36-45	42.3	19	16	19	5	5	72	81.3
	Oklahoma State	20-67	.299	3-24	.125	12-22	.545	17-21-38	36.0	13	7	10	3	9	55	61.7
N 21	Texas A&M	33-54	.611	6-12	.500	26-29	.897	9-27-36	40.8	21	18	16	5	5	98	85.5
	Penn State	31-61	.508	5-19	.263	20-28	.714	9-14-23	32.8	21	15	10	5	14	87	68.0
N 24	Texas A&M	29-62	.468	9-26	.346	14-22	.636	14-30-44	41.4	21	25	12	11	6	81	84.6
	Pepperdine	24-62	.387	4-19	.211	13-24	.542	15-24-39	34.0	15	17	12	1	6	65	67.4
N 26	Texas A&M	31-70	.443	5-17	.294	8-11	.727	15-37-52	43.2	14	15	14	7	6	75	83.0
	#10 USC	20-71	.282	7-27	.259	12-17	.706	16-23-39	34.8	14	11	12	6	6	59	66.0
N 30	Texas A&M	26-55	.473	8-23	.348	18-30	.600	10-37-47	43.7	15	18	13	7	6	78	82.3
	UTRGV	22-72	.306	5-27	.185	11-13	.846	15-24-39	35.4	23	16	9	2	8	60	65.1
D 5	Texas A&M	26-57	.456	5-14	.357	7-10	.700	7-23-30	42.0	21	13	11	5	10	64	80.0
	Arizona	20-47	.426	7-22	.318	20-24	.833	4-25-29	34.6	15	14	11	4	4	67	65.4
D 9	Texas A&M	28-56	.500	5-18	.278	12-20	.600	13-35-48	42.7	21	15	17	8	6	73	79.2
	Prairie View A&M	20-61	.328	3-15	.200	10-21	.476	11-23-34	34.6	20	8	10	2	4	53	64.0
D 13	Texas A&M	45-90	.500	16-38	.421	7-12	.583	26-39-65	44.9	10	32	13	6	12	113	82.6
	Savannah State	25-74	.338	12-40	.300	4-7	.571	11-24-35	34.6	13	14	16	5	7	66	64.2
D 19	Texas A&M	23-62	.371	2-20	.100	16-23	.696	14-34-48	45.2	12	13	12	6	5	64	80.9
	Northern Kentucky	23-63	.365	7-28	.250	5-12	.417	8-31-39	35.0	20	14	9	1	5	58	63.6
D 21	Texas A&M	29-57	.509	3-10	.300	28-33	.848	12-32-44	45.1	13	16	18	9	7	89	81.6
	Buffalo	26-69	.377	17-39	.436	4-11	.364	15-19-34	34.9	24	19	18	4	5	73	64.4
D 30	Texas A&M	21-69	.304	2-20	.100	13-20	.650	20-23-43	44.9	19	9	12	2	7	57	79.7
	Alabama	26-58	.448	7-24	.292	20-24	.833	10-32-42	35.5	20	14	12	9	7	79	65.5
J 2	Texas A&M	27-63	.429	8-19	.421	4-5	.800	13-26-39	44.5	9	17	16	8	1	66	78.7
	Florida	33-64	.516	17-28	.607	0-1	.000	6-23-29	35.0	12	25	7	8	8	83	66.8
J 6	Texas A&M	22-56	.393	5-25	.200	19-30	.633	12-28-40	44.2	16	13	14	4	5	68	78.0
	LSU	24-60	.400	12-28	.429	9-13	.692	9-27-36	35.1	21	13	13	2	6	69	66.9
<b>TEXAS A&amp;M</b>		<b>429-932</b>	<b>.460</b>	<b>104-307</b>	<b>.339</b>	<b>208-291</b>	<b>.715</b>	<b>196-467-663</b>	<b>44.2</b>	<b>241</b>	<b>262</b>	<b>217</b>	<b>94</b>	<b>95</b>	<b>1170</b>	<b>78.0</b>
<b>OPPONENTS</b>		<b>364-960</b>	<b>.379</b>	<b>121-397</b>	<b>.305</b>	<b>155-240</b>	<b>.646</b>	<b>171-355-526</b>	<b>35.1</b>	<b>268</b>	<b>216</b>	<b>177</b>	<b>65</b>	<b>100</b>	<b>1004</b>	<b>66.9</b>

# STARTING LINEUPS

DATE	OPPONENT	1	2	3	4	5	W-L	FIRST OFF BENCH
Nov. 10	vs. <sup>#11</sup> West Virginia	Wilson	Chandler	Flagg	Trocha-Morelos	Davis	1-0	Gilder (1 <sup>st</sup> - 16:31)
Nov. 17	UCSB	Wilson	Gilder	Hogg	Trocha-Morelos	Davis	1-0	Starks (1 <sup>st</sup> - 14:47)
Nov. 20	vs. Oklahoma State	Wilson	Gilder	Hogg	Trocha-Morelos	Davis	2-0	Starks (1 <sup>st</sup> - 14:47)
Nov. 21	vs. Penn State	Wilson	Gilder	Hogg	Trocha-Morelos	Davis	3-0	Starks, Williams (1 <sup>st</sup> - 13:59)
Nov. 24	PEPPERDINE	Wilson	Gilder	Hogg	Trocha-Morelos	Davis	4-0	Williams (1 <sup>st</sup> - 16:00)
Nov. 26	at <sup>#10</sup> USC	Wilson	Gilder	Hogg	Williams	Davis	1-0	Trocha-Morelos (1 <sup>st</sup> - 15:45)
Nov. 30	UTRGV	Wilson	Gilder	Hogg	Williams	Davis	2-0	Starks, Trocha-Morelos (1 <sup>st</sup> - 13:45)
Dec. 5	vs. Arizona	Wilson	Gilder	Hogg	Williams	Davis	2-1	Trocha-Morelos (1 <sup>st</sup> - 15:11)
Dec. 9	Prairie View A&M	Wilson	Gilder	Hogg	Williams	Davis	3-1	Trocha-Morelos (1 <sup>st</sup> - 13:20)
Dec. 13	SAVANNAH STATE	Wilson	Gilder	Hogg	Trocha-Morelos	Davis	5-0	Caldwell, Flagg Starks (1 <sup>st</sup> - 13:47)
Dec. 19	NORTHERN KENTUCKY	Caldwell	Wilson	Hogg	Trocha-Morelos	Davis	1-0	Flagg (1 <sup>st</sup> - 14:50)
Dec. 21	BUFFALO	Wilson	Chandler	Flagg	Trocha-Morelos	Davis	2-0	Williams (1 <sup>st</sup> - 14:36)
Dec. 30	at Alabama	Wilson	Chandler	Flagg	Trocha-Morelos	Davis	2-0	Williams (1 <sup>st</sup> - 15:44)
Jan. 2	FLORIDA	Caldwell	Chandler	Flagg	Williams	Davis	0-1	Trocha-Morelos, Collins (1 <sup>st</sup> - 12:41)
Jan. 6	LSU	Caldwell	Hogg	Flagg	Trocha-Morelos	Davis	0-1	Chandler (1 <sup>st</sup> - 15:44)

**Starting Combinations: 6**

**1st Off Bench Leader:** Trocha-Morelos (5), Starks (4), Williams (4), Flagg (2), Caldwell (1), Chandler (1), Collins (1), Gilder (1)

(i) - indicates injury substitution

# TECHNICALS / FOUL OUTS

DATE	OPPONENT	RESULT	A&M TECH (1)	OPP TECH (1)	A&M DQ (1)	OPP DQ (4)
Nov. 10	vs. <sup>#11</sup> West Virginia	W, 88-65	Davis (1 <sup>st</sup> - 1:33)	Konate (1 <sup>st</sup> - 1:33)	—	—
Nov. 17	UCSB	W, 84-65	—	—	—	—
Nov. 20	vs. Oklahoma State	W, 72-55	—	—	—	—
Nov. 21	vs. Penn State	W, 98-87	—	—	—	Stevens (2 <sup>nd</sup> - 0:16)
Nov. 24	PEPPERDINE	W, 81-65	—	—	Davis (2 <sup>nd</sup> - 0:40)	—
Nov. 26	at <sup>#10</sup> USC	W, 75-59	—	—	—	—
Nov. 30	UTRGV	W, 78-60	—	—	—	Kimasa (2 <sup>nd</sup> - 4:35)
Dec. 5	vs. Arizona	L, 67-64	—	—	—	—
Dec. 9	PRAIRIE VIEW A&M	W, 73-53	—	—	—	—
Dec. 13	SAVANNAH STATE	W, 113-66	—	—	—	—
Dec. 19	NORTHERN KENTUCKY	W, 64-58	—	—	—	Walton (2 <sup>nd</sup> - 0:47)
Dec. 21	BUFFALO	W, 89-73	—	—	—	Jordan (2 <sup>nd</sup> - 0:57)
Dec. 30	at Alabama	L, 79-57	—	—	—	—
Jan. 2	FLORIDA	L, 83-66	—	—	—	—
Jan. 6	LSU	L, 69-68	—	—	—	—











## TEXAS A&M

### TEAM GAME HIGHS

Points.....	113	Savannah State (12/13/17)
Field Goals Made.....	45	Savannah State (12/13/17)
Field Goal Attempts.....	90	Savannah State (12/13/17)
Field Goal Percentage.....	611 (33-54)	vs Penn State (11/21/17)
3 Pt Field Goals Made.....	16	Savannah State (12/13/17)
3 Pt Fg Attempts.....	38	Savannah State (12/13/17)
3 Pt Fg Percentage.....	526 (10-19)	vs West Virginia (11/10/17)
Free Throws Made.....	28	Buffalo (12/21/17)
Free Throw Attempts.....	33	Buffalo (12/21/17)
Free Throw Percentage.....	897 (26-29)	vs Penn State (11/21/17)
Rebounds.....	65	Savannah State (12/13/17)
Assists.....	32	Savannah State (12/13/17)
Steals.....	12	Savannah State (12/13/17)
Blocked Shots.....	11	Pepperdine (11/24/17)
Turnovers.....	19	vs Oklahoma State (11/20/17)
Fouls.....	21	four times, last vs Prairie View A&M (12/9/17)

### TEAM GAME LOWS

Points.....	57	at Alabama (12/30/17)
Field Goals Made.....	21	at Alabama (12/30/17)
Field Goal Attempts.....	54	vs Penn State (11/21/17)
Field Goal Percentage.....	304 (21-69)	at Alabama (12/30/17)
3 Pt Field Goals Made.....	2	at Alabama (12/30/17) Northern Kentucky (12/19/17)
3 Pt Fg Attempts.....	10	Buffalo (12/21/17)
3 Pt Fg Percentage.....	100 (2-20)	at Alabama (12/30/17) (2-20) Northern Kentucky (12/19/17)
Free Throws Made.....	4	Florida (1/2/18)
Free Throw Attempts.....	5	Florida (1/2/18)
Free Throw Percentage.....	583 (7-12)	Savannah State (12/13/17)
Rebounds.....	30	vs Arizona (12/5/17)
Assists.....	9	at Alabama (12/30/17)
Steals.....	1	Florida (1/2/18)
Blocked Shots.....	2	at Alabama (12/30/17)
Turnovers.....	11	vs Arizona (12/5/17)
Fouls.....	9	Florida (1/2/18)

### PLAYER GAME HIGHS

Points.....	24	D.J. Hogg vs UCSB (11/17/17)
Field Goals Made.....	10	Robert Williams vs Penn State (11/21/17) Tyler Davis vs West Virginia (11/10/17)
Field Goal Att.....	16	Duane Wilson vs Northern Kentucky (12/19/17)
Fg Pct (MIN 5 MADE).....	.857 (6-7)	Tyler Davis vs UTRGV (11/30/17)
3-Point Fg Made.....	5	D.J. Hogg vs Savannah State (12/13/17) D.J. Hogg vs UCSB (11/17/17)
3-Point Fg Att.....	9	D.J. Hogg vs Savannah State (12/13/17) D.J. Hogg vs Pepperdine (11/24/17)
3-Pt Fg Pct (MIN 2 MADE).....	1.000 (2-2)	Admon Gilder vs Penn State (11/21/17)
Free Throws Made.....	9	Duane Wilson vs Buffalo (12/21/17)
Free Throw Att.....	9	Savion Flagg vs Buffalo (12/21/17) Duane Wilson vs Buffalo (12/21/17)
Ft Pct (MIN 6 MADE).....	1.000 (9-9)	Duane Wilson vs Buffalo (12/21/17) (7-7) Duane Wilson vs Penn State (11/21/17) (6-6) Tyler Davis vs Buffalo (12/21/17)
Rebounds.....	17	Tyler Davis vs Savannah State (12/13/17)
Assists.....	11	Duane Wilson vs Buffalo (12/21/17)
Steals.....	3	seven times, last by Robert Williams vs Buffalo (12/21/17)
Blocked Shots.....	7	Tonny Trocha-Morelos vs Buffalo (12/21/17)

## OPPONENTS

### TEAM GAME HIGHS

Points.....	87	Penn State (11/21/17)
Field Goals Made.....	33	Florida (1/2/18)
Field Goal Attempts.....	74	Savannah State (12/13/17)
Field Goal Percentage.....	516 (33-64)	Florida (1/2/18)
3 Pt Field Goals Made.....	17	Florida (1/2/18) Buffalo (12/21/17)
3 Pt Fg Attempts.....	40	Savannah State (12/13/17) West Virginia (11/10/17)
3 Pt Fg Percentage.....	607 (17-28)	Florida (1/2/18)
Free Throws Made.....	20	three times, last by Alabama (12/30/17)
Free Throw Attempts.....	28	Penn State (11/21/17)
Free Throw Percentage.....	.846 (11-13)	UTRGV (11/30/17)
Rebounds.....	42	Alabama (12/30/17)
Assists.....	25	Florida (1/2/18)
Steals.....	14	Penn State (11/21/17)
Blocked Shots.....	9	Alabama (12/30/17)
Turnovers.....	18	Buffalo (12/21/17)
Fouls.....	24	Buffalo (12/21/17)

### TEAM GAME LOWS

Points.....	53	Prairie View A&M (12/09/17)
Field Goals Made.....	20	four times, last by Prairie View A&M (12/09/17)
Field Goal Attempts.....	47	Arizona (12/5/17)
Field Goal Percentage.....	282 (20-71)	USC (11/26/17)
3 Pt Field Goals Made.....	3	three times last by Prairie View A&M (12/09/17)
3 Pt Fg Attempts.....	15	Prairie View A&M (12/09/17)
3 Pt Fg Percentage.....	125 (3-24)	Oklahoma State (11/20/17)
Free Throws Made.....	0	Florida (1/2/18)
Free Throw Attempts.....	1	Florida (1/2/18)
Free Throw Percentage.....	.000 (0-1)	Florida (1/2/18)
Rebounds.....	23	Penn State (11/21/17)
Assists.....	7	Oklahoma State (11/20/17)
Steals.....	4	three times, last by Prairie View A&M (12/09/17)
Blocked Shots.....	1	Pepperdine (11/24/17) Northern Kentucky (12/19/17)
Turnovers.....	7	Florida (1/2/18)
Fouls.....	12	Florida (1/2/18)

### PLAYER GAME HIGHS

Points.....	31	Tony Carr of Penn State (11/21/17)
Field Goals Made.....	11	Tony Carr of Penn State (11/21/17)
Field Goal Att.....	22	Wes Clark of Buffalo (12/21/17) Zachary Hamilton of Prairie View A&M (12/09/17)
Fg Pct (MIN 5 MADE).....	.875 (7-8)	Donta Hall of Alabama (12/30/17)
3-Point Fg Made.....	6	CJ Massinburg of Buffalo (12/21/17)
3-Point Fg Att.....	12	CJ Massinburg of Buffalo (12/21/17)
3-Pt Fg Pct (MIN 2 MADE).....	1.000 (3-3)	Montell Mcrae of Buffalo (12/21/17) (3-3) Dylan Smith of Arizona (12/5/17)
Free Throws Made.....	10	Max Heidegger of UCSB (11/17/17)
Free Throw Att.....	12	Kameron Edwards of Pepperdine (11/24/17) Max Heidegger of UCSB (11/17/17)
Ft Pct (MIN 4 MADE).....	1.000 (4-4)	Tremont Waters of LSU (1/6/18) (4-4) Elijah Stewart of USC (11/26/17) (4-4) Jevon Carter of West Virginia (11/10/17)
Rebounds.....	11	Drew McDonald of Northern Kentucky (12/19/17)
Assists.....	9	Chris Chiozza of Florida (1/2/18)
Steals.....	4	three times, last by Chris Chiozza of Florida (1/2/18)
Blocked Shots.....	5	Kevarrius Hayes of Florida (1/2/18)



# JAY JAY CHANDLER

**FRESHMAN (HS) • GUARD • 6-4 • 180 LBS.**  
**KATY, TEXAS • CINCO RANCH HS**  
**MAJOR : SPORT MANAGEMENT**

# #0

SEASON HIGHS			CAREER HIGHS		
<b>PTS</b>	17	vs Florida (1/2/18)	<b>PTS</b>	17	vs Florida (1/2/18)
<b>RBS</b>	3	vs Buffalo (12/21/17) & Florida (1/2/18)	<b>RBS</b>	3	vs Buffalo (12/21/17) & Florida (1/2/18)
<b>AST</b>	5	vs Savannah State (12/13/17)	<b>AST</b>	5	vs Savannah State (12/13/17)
<b>STL</b>	2	vs UTRGV (11/30/17)	<b>STL</b>	2	vs UTRGV (11/30/17)
<b>BLK</b>	1	vs Savannah State (12/13/17)	<b>BLK</b>	1	vs Savannah State (12/13/17)
<b>3PM</b>	3	vs Florida (1/2/18)	<b>3PM</b>	3	vs Florida (1/2/18)
<b>MIN</b>	28	vs Florida (1/2/18)	<b>MIN</b>	28	vs Florida (1/2/18)

## 2017-18 GAME-BY-GAME STATISTICS

	Min	FG-A	Pct	3FG-A	Pct	FT-A	Pct	O-D-Tot	Avg	PF	FO	A	TO	Blk	Stl	Pts	Avg
N10 vs. West Virginia *	8	0-4	.000	0-1	.000	0-0	.000	0-2-2	2.0	0	0	0	2	0	0	0	0.0
N17 UCSB	20	3-6	.500	1-3	.333	1-1	1.000	0-1-1	1.5	4	0	1	0	0	1	8	4.0
N20 vs. Okla. State	5	0-1	.000	0-0	.000	0-0	.000	0-1-1	1.3	1	0	0	0	0	0	0	2.7
N21 vs. Penn State	14	1-2	.500	0-1	.000	2-2	1.000	1-0-1	1.3	2	0	1	0	0	0	4	3.0
N24 Pepperdine	11	4-6	.667	1-3	.333	1-2	.500	0-2-2	1.4	2	0	0	0	0	0	10	4.4
N26 at USC	3	0-0	.000	0-0	.000	0-0	.000	0-0-0	1.2	1	0	0	0	0	0	0	3.7
N30 UTRGV	14	1-3	.333	0-1	.000	2-2	1.000	1-0-1	1.1	2	0	0	0	0	2	4	3.7
D5 vs. Arizona	4	0-2	.000	0-0	.000	0-0	.000	0-0-0	1.0	0	0	1	0	0	0	0	3.3
D9 Prairie View A&M	10	2-4	.500	0-2	.000	2-2	1.000	0-1-1	1.0	3	0	0	2	0	0	6	3.6
D13 Savannah State	12	3-7	.429	0-1	.000	0-1	.000	2-0-2	1.1	2	0	5	0	1	1	6	3.8
D19 Northern Kentucky	9	1-4	.250	0-2	.000	1-1	1.000	0-0-0	1.0	1	0	0	3	0	0	3	3.7
D21 Buffalo *	24	4-6	.667	0-0	.000	2-4	.500	1-2-3	1.2	4	0	0	2	0	1	10	4.3
D30 at Alabama *	23	2-8	.250	0-4	.000	2-3	.667	0-1-1	1.2	2	0	3	2	0	0	6	4.4
J2 Florida *	28	7-11	.636	3-4	.750	0-0	.000	1-2-3	1.3	2	0	2	3	0	1	17	5.3
J6 LSU	14	1-3	.333	1-3	.333	2-2	1.000	1-0-1	1.3	3	0	1	0	0	0	5	5.3
J9 at Kentucky																	
J13 at Tennessee																	
J16 Ole Miss																	
J20 Missouri																	
J23 at LSU																	
J27 at Kansas																	
J30 Arkansas																	
F3 South Carolina																	
F7 at Auburn																	
F10 Kentucky																	
F13 at Missouri																	
F17 at Arkansas																	
F20 Mississippi State																	
F24 at Vanderbilt																	
F28 at Georgia																	
M3 Alabama																	
<b>TOTALS (15 gp/ 4 gs)</b>	<b>199</b>	<b>29-67</b>	<b>.433</b>	<b>6-25</b>	<b>.240</b>	<b>15-20</b>	<b>.750</b>	<b>7-12-19</b>	<b>1.3</b>	<b>29</b>	<b>0</b>	<b>14</b>	<b>14</b>	<b>1</b>	<b>6</b>	<b>79</b>	<b>5.3</b>

## CAREER STATISTICS - ALL GAMES

	GP-GS	Min	Avg	FG-A	Pct	3FG-A	Pct	FT-A	Pct	O-D-Tot	Avg	PF	FO	A	TO	Blk	Stl	Pts	Avg
2017-18	15-4	199	13.3	29-67	.433	6-25	.240	15-20	.750	7-12-19	1.3	29	0	14	14	1	6	79	5.3
<b>TOTAL</b>	<b>15-4</b>	<b>199</b>	<b>13.3</b>	<b>29-67</b>	<b>.433</b>	<b>6-25</b>	<b>.240</b>	<b>15-20</b>	<b>.750</b>	<b>7-12-19</b>	<b>1.3</b>	<b>29</b>	<b>0</b>	<b>14</b>	<b>14</b>	<b>1</b>	<b>6</b>	<b>79</b>	<b>5.3</b>

## CAREER STATISTICS - SEC GAMES ONLY

	GP-GS	Min	Avg	FG-A	Pct	3FG-A	Pct	FT-A	Pct	O-D-Tot	Avg	PF	FO	A	TO	Blk	Stl	Pts	Avg
2017-18	3-2	65	21.7	10-22	.455	4-11	.364	4-5	.800	2-3-5	1.7	7	0	6	5	0	1	28	9.3
<b>TOTAL</b>	<b>3-2</b>	<b>65</b>	<b>21.7</b>	<b>10-22</b>	<b>.455</b>	<b>4-11</b>	<b>.364</b>	<b>4-5</b>	<b>.800</b>	<b>2-3-5</b>	<b>1.7</b>	<b>7</b>	<b>0</b>	<b>6</b>	<b>5</b>	<b>0</b>	<b>1</b>	<b>28</b>	<b>9.3</b>

## SEASON NOTES

Chipped in seven points in exhibition game against Texas (10/25) in eight minutes of action, going 5-for-6 from the charity stripe ... drew the start in exhibition win over Tarleton State (11/4), finishing with six points, five rebounds, two steals and an assist ... made start in convincing win against then No. 11 West Virginia (11/10) in Germany, tallied eight minutes and corralled a pair of rebounds against the Mountaineers ... played season-high 20 minutes against UCSB (11/17) in home-opener, scoring eight points and adding an assist, a steal and a rebound against the Gauchos ... pitched in four points in Legends Classic championship game against Oklahoma State (11/21), played 14 minutes and added a rebound and an assist against the Cowboys ... scored in double-figures for the first time in the Maroon & White in win against Pepperdine (11/24), finished with 10 points on 4-of-6 shooting from the floor ... drew second career start and finished with 10 points against Buffalo (12/21), tallied season-highs in points (10), rebounds (3) and minutes (24) against the Bulls ... exploded for season-high 17 points against Florida (1/2), connecting on a season-best trio of three-pointers.

## PERSONAL

John Chandler III, was born in Katy, Texas, to John Chandler and Amanda Roberts ... has two brothers, Johnathan and Chris ... majoring in sport management.

# D.J. HOGG

Pronunciation guide

HOEG [rhymes with rogue]

# #1



**JUNIOR (2L) • FORWARD • 6-9 • 220 LBS.**  
**PLANO, TEXAS • PLANO WEST HS**  
**MAJOR : SPORT MANAGEMENT**

SEASON HIGHS			CAREER HIGHS		
<b>PTS</b>	24	vs UCSB (11/17/17)	<b>PTS</b>	25	vs CSUN (11/24/16) & at South Carolina (1/7/17)
<b>RBS</b>	10	vs UTRGV (11/30/17)	<b>RBS</b>	10	vs Virginia Tech (11/24/16) & UTRGV (11/30/17)
<b>AST</b>	6	vs West Virginia (11/10/17)	<b>AST</b>	9	vs A&M Corpus Christi (12/5/16)
<b>STL</b>	3	at USC (11/27/17)	<b>STL</b>	3	at LSU (2/4/17) & at USC (11/27/17)
<b>BLK</b>	3	vs Pepperdine (11/24/17)	<b>BLK</b>	3	four times, last last vs Pepperdine (11/24/17)
<b>3PM</b>	5	vs UCSB (11/17/17) & Savannah State (12/13/17)	<b>3PM</b>	7	at South Carolina (1/7/17)
<b>MIN</b>	39	vs Penn State (11/21/17)	<b>MIN</b>	39	at Mississippi State (1/14/17) & Penn State (11/21/17)

## 2017-18 GAME-BY-GAME STATISTICS

	Min	FG-A	Pct	3FG-A	Pct	FT-A	Pct	O-D-Tot	Avg	PF	FO	A	TO	Blk	Stl	Pts	Avg
N10 vs. West Virginia	30	5-8	.625	4-6	.667	5-5	1.000	1-6-7	7.0	3	0	6	3	0	2	19	19.0
N17 UCSB	* 31	8-13	.615	5-7	.714	3-5	.600	2-4-6	6.5	0	0	3	2	2	1	24	21.5
N20 vs. Okla. State	* 34	6-11	.545	4-7	.571	2-2	1.000	3-4-7	6.7	1	0	3	1	1	1	18	20.3
N21 vs. Penn State	* 39	2-10	.200	1-4	.250	2-4	.500	2-5-7	6.8	3	0	4	1	2	1	7	17.0
N24 Pepperdine	* 32	6-14	.429	4-9	.444	2-4	.500	3-6-9	7.2	2	0	2	1	3	1	18	17.2
N26 at USC	* 37	4-11	.364	3-7	.429	4-4	1.000	0-8-8	7.3	1	0	4	0	1	3	15	16.8
N30 UTRGV	* 28	6-11	.545	4-7	.571	1-1	1.000	2-8-10	7.7	2	0	0	3	1	0	17	16.9
D5 vs. Arizona	* 23	3-5	.600	1-1	1.000	2-2	1.000	1-4-5	7.4	4	0	1	0	0	1	9	15.9
D9 Prairie View A&M	* 26	4-7	.571	2-4	.500	2-2	1.000	0-5-5	7.1	3	0	2	3	0	0	12	15.4
D13 Savannah State	* 25	6-11	.545	5-9	.556	1-2	.500	1-4-5	6.9	0	0	2	0	1	1	18	15.7
D19 Northern Kentucky	* 35	1-8	.125	1-7	.143	1-2	.500	0-6-6	6.8	2	0	2	0	0	2	4	14.6
D21 Buffalo																	
D30 at Alabama																	
J2 Florida																	
J6 LSU	* 36	3-9	.333	1-5	.200	5-8	.625	1-5-6	6.8	2	0	1	1	2	2	12	14.4
J9 at Kentucky																	
J13 at Tennessee																	
J16 Ole Miss																	
J20 Missouri																	
J23 at LSU																	
J27 at Kansas																	
J30 Arkansas																	
F3 South Carolina																	
F7 at Auburn																	
F10 Kentucky																	
F13 at Missouri																	
F17 at Arkansas																	
F20 Mississippi State																	
F24 at Vanderbilt																	
F28 at Georgia																	
M3 Alabama																	
<b>TOTALS (12 gp/ 11 gs)</b>	<b>376</b>	<b>54-118</b>	<b>.458</b>	<b>35-73</b>	<b>.479</b>	<b>30-41</b>	<b>.732</b>	<b>16-65-81</b>	<b>6.8</b>	<b>23</b>	<b>0</b>	<b>30</b>	<b>15</b>	<b>13</b>	<b>15</b>	<b>173</b>	<b>14.4</b>

## CAREER STATISTICS - ALL GAMES

	GP-GS	Min	Avg	FG-A	Pct	3FG-A	Pct	FT-A	Pct	O-D-Tot	Avg	PF	FO	A	TO	Blk	Stl	Pts	Avg
2015-16	37-3	673	18.2	81-212	.382	46-139	.331	22-34	.647	28-78-106	2.9	44	0	35	24	5	20	230	6.2
2016-17	22-18	652	29.6	97-244	.398	44-120	.367	25-44	.568	29-83-112	5.1	46	1	75	59	21	21	263	12.0
2017-18	12-11	376	31.3	54-118	.458	35-73	.479	30-41	.732	16-65-81	6.8	23	0	30	15	13	15	173	14.4
<b>TOTAL</b>	<b>71-32</b>	<b>1701</b>	<b>24.0</b>	<b>232-574</b>	<b>.404</b>	<b>125-332</b>	<b>.377</b>	<b>77-119</b>	<b>.647</b>	<b>73-226-299</b>	<b>4.2</b>	<b>113</b>	<b>1</b>	<b>140</b>	<b>98</b>	<b>39</b>	<b>56</b>	<b>666</b>	<b>9.4</b>

## CAREER STATISTICS - SEC GAMES ONLY

	GP-GS	Min	Avg	FG-A	Pct	3FG-A	Pct	FT-A	Pct	O-D-Tot	Avg	PF	FO	A	TO	Blk	Stl	Pts	Avg
2015-16	18-2	339	18.8	38-104	.365	22-70	.314	11-14	.786	11-37-48	2.7	15	0	18	7	4	9	109	6.1
2016-17	11-7	332	30.2	44-121	.364	18-53	.340	19-30	.633	14-44-58	5.3	29	1	33	37	8	11	125	11.4
2017-18	1-1	36	36.0	3-9	.333	1-5	.200	5-8	.625	1-5-6	6.0	2	0	1	1	2	2	12	12.0
<b>TOTAL</b>	<b>30-10</b>	<b>707</b>	<b>23.6</b>	<b>85-234</b>	<b>.363</b>	<b>41-128</b>	<b>.320</b>	<b>35-52</b>	<b>.673</b>	<b>26-86-112</b>	<b>3.7</b>	<b>40</b>	<b>1</b>	<b>52</b>	<b>45</b>	<b>14</b>	<b>22</b>	<b>246</b>	<b>8.2</b>

## SEASON ACCOLADES

• Julius Erving Small Forward of the Year Award Watch List

## SEASON NOTES

Poured in 19 points in 30 minutes off the bench against then-No. 11 West Virginia (11/10) in Germany, finished 4-of-6 from the 3-point line and added seven rebounds and six assists against the Mountaineers ... fell one point shy of career high in home-opener against UCSB (11/17), finished with 24 points on 5-of-7 shooting from beyond the arc, chipped in six rebounds, three assists, two blocks and a steal in 31 minutes of action ... stayed hot from the floor in 34 minutes in Legends Classic semifinal against Oklahoma State (11/20), shot 4-of-7 from beyond the 3-point line, finishing with 18 points, seven rebounds, four assists, two blocks and a steal against the Cowboys ... matched career-high with 39 minutes played in Legends Classic championship game against Penn State (11/21), scored seven points, grabbed seven rebounds and dished four assists against the Cowboys ... remains one of the hottest shooters in the country, finished 4-of-9 from beyond the three point line in against Pepperdine (11/24), scored 18 points to go along with nine rebounds, three blocks, two assists and a steal in 32 minutes of action against the Waves ... flirted with a double-double (15 points / eight rebounds) in road win at No. 10 USC (11/26), added four assists, three steals and a block against the Trojans ... continued his torrid scoring pace to open the season, dropping 17 points on UTRGV (11/30), recorded his second career double-double with 10 boards ... matched season-high five made 3-pointers to finish with 18 points against Savannah State (12/13) ... missed the Buffalo (12/21), Alabama (12/30) and Florida (1/2) contests for a three-game suspension for a violation of Texas A&M policy ... pitched in 12 points in return to action against LSU (1/6), was 3-of-9 from the floor and added six rebounds, two blocks, two steals and an assist in 36 minutes of action against the Tigers.

## PERSONAL

Dennis Hogg, Jr., was born in Columbus, Ohio, on Sept. 3, 1996, to parents Dennis and Sherry Hogg ... has a brother, Darren, and two sisters, Heather and Hannah ... majoring in sport management ... enjoys listening to Drake, bowling and fishing in his spare time ... chose Texas A&M over Arizona, Baylor, Oklahoma State, Texas and UCLA among others.

# T.J. STARKS

# #2



**FRESHMAN (HS) • GUARD • 6-2 • 202 LBS.**  
**DALLAS, TEXAS • LANCASTER HS**  
**MAJOR : MARKETING**

SEASON HIGHS			CAREER HIGHS		
<b>PTS</b>	12	Savannah State (12/13/17)	<b>PTS</b>	12	Savannah State (12/13/17)
<b>RBS</b>	6	vs Oklahoma State (11/21/17) & Savannah State (12/13/17)	<b>RBS</b>	6	vs Oklahoma State (11/21/17) & Savannah State (12/13/17)
<b>AST</b>	4	vs Oklahoma State (11/21/17)	<b>AST</b>	4	vs Oklahoma State (11/21/17)
<b>STL</b>	2	vs West Virginia (11/10/17) & at Alabama (12/30/17)	<b>STL</b>	2	vs West Virginia (11/10/17) & at Alabama (12/30/17)
<b>BLK</b>	—	—	<b>BLK</b>	—	—
<b>3PM</b>	4	Savannah State (12/13/17)	<b>3PM</b>	4	Savannah State (12/13/17)
<b>MIN</b>	23	vs Oklahoma State (11/21/17)	<b>MIN</b>	23	vs Oklahoma State (11/21/17)

## 2017-18 GAME-BY-GAME STATISTICS

	Min	FG-A	Pct	3FG-A	Pct	FT-A	Pct	O-D-Tot	Avg	PF	FO	A	TO	Blk	Stl	Pts	Avg
N10 vs. West Virginia	20	3-10	.300	1-1	1.000	0-1	.000	1-1-2	2.0	1	0	2	3	0	2	7	7.0
N17 UCSB	18	3-9	.333	1-1	1.000	0-0	.000	1-1-2	2.0	3	0	2	1	0	0	7	7.0
N20 vs. Okla. State	23	4-9	.444	1-4	.250	0-0	.000	1-5-6	3.3	2	0	4	4	0	0	9	7.7
N21 vs. Penn State	14	0-2	.000	0-0	.000	4-4	1.000	0-0-0	2.5	1	0	1	3	0	0	4	6.8
N24 Pepperdine	14	1-7	.143	1-5	.200	0-0	.000	0-3-3	2.6	2	0	2	1	0	0	3	6.0
N26 at USC	14	5-9	.556	0-1	.000	0-0	.000	0-3-3	2.7	0	0	1	2	0	0	10	6.7
N30 UTRGV	9	1-5	.200	0-3	.000	0-0	.000	0-0-0	2.3	1	0	0	0	0	0	2	6.0
D5 vs. Arizona	7	0-2	.000	0-1	.000	0-0	.000	0-1-1	2.1	0	0	0	0	0	0	0	5.3
D9 Prairie View A&M	17	3-8	.375	0-2	.000	1-3	.333	0-0-0	1.9	2	0	1	1	0	0	7	5.4
D13 Savannah State	17	4-10	.400	4-7	.571	0-0	.000	0-6-6	2.3	2	0	2	1	0	0	12	6.1
D19 Northern Kentucky	---- DIT NOT PLAY ----																
D21 Buffalo	---- DIT NOT PLAY ----																
D30 at Alabama	20	1-10	.100	0-3	.000	0-0	.000	1-2-3	2.4	3	0	0	1	0	2	2	5.7
J2 Florida	4	1-3	.333	0-1	.000	0-0	.000	0-0-0	2.2	0	0	0	1	0	0	2	5.4
J6 LSU	22	3-9	.333	0-4	.000	1-2	.500	1-2-3	2.2	1	0	1	1	0	0	7	5.5
J9 at Kentucky																	
J13 at Tennessee																	
J16 Ole Miss																	
J20 Missouri																	
J23 at LSU																	
J27 at Kansas																	
J30 Arkansas																	
F3 South Carolina																	
F7 at Auburn																	
F10 Kentucky																	
F13 at Missouri																	
F17 at Arkansas																	
F20 Mississippi State																	
F24 at Vanderbilt																	
F28 at Georgia																	
M3 Alabama																	
<b>TOTALS (13 gp/ - gs)</b>	<b>199</b>	<b>29-93</b>	<b>.312</b>	<b>8-33</b>	<b>.242</b>	<b>6-10</b>	<b>.600</b>	<b>5-24-29</b>	<b>2.2</b>	<b>18</b>	<b>0</b>	<b>16</b>	<b>19</b>	<b>0</b>	<b>4</b>	<b>72</b>	<b>5.5</b>

## CAREER STATISTICS - ALL GAMES

	GP-GS	Min	Avg	FG-A	Pct	3FG-A	Pct	FT-A	Pct	O-D-Tot	Avg	PF	FO	A	TO	Blk	Stl	Pts	Avg
2017-18	13-0	199	15.3	29-93	.312	8-33	.242	6-10	.600	5-24-29	2.2	18	0	16	19	0	4	72	5.5
<b>TOTAL</b>	<b>13-0</b>	<b>199</b>	<b>15.3</b>	<b>29-93</b>	<b>.312</b>	<b>8-33</b>	<b>.242</b>	<b>6-10</b>	<b>.600</b>	<b>5-24-29</b>	<b>2.2</b>	<b>18</b>	<b>0</b>	<b>16</b>	<b>19</b>	<b>0</b>	<b>4</b>	<b>72</b>	<b>5.5</b>

## CAREER STATISTICS - SEC GAMES ONLY

	GP-GS	Min	Avg	FG-A	Pct	3FG-A	Pct	FT-A	Pct	O-D-Tot	Avg	PF	FO	A	TO	Blk	Stl	Pts	Avg
2017-18	3-0	46	15.3	5-22	.227	0-8	.000	1-2	.500	2-4-6	2.0	4	0	1	3	0	2	11	3.7
<b>TOTAL</b>	<b>3-0</b>	<b>46</b>	<b>15.3</b>	<b>5-22</b>	<b>.227</b>	<b>0-8</b>	<b>.000</b>	<b>1-2</b>	<b>.500</b>	<b>2-4-6</b>	<b>2.0</b>	<b>4</b>	<b>0</b>	<b>1</b>	<b>3</b>	<b>0</b>	<b>2</b>	<b>11</b>	<b>3.7</b>

## SEASON NOTES

Scored a game-high 21 points in the Tarleton State (11/4) exhibition , converting 8-of-10 shots from the field and all four of his free throw attempts ... scored seven points and added a pair of rebounds and assists in back-to-back games against West Virginia (11/10) and UCSB (11/17) to open the season ... set season-high with nine points in 23 minutes of action in Legends Classic semifinal against Oklahoma State (11/20), was perfect 4-for-4 from the free-throw line and dished four assists against the Cowboys ... scored career-high 10 points in win at No. 10 USC (11/26), finished 5-for-9 from the floor against the Trojans ... one of seven Aggies in double figures with season-high 12 points against Savannah State (12/13), also set or matched season highs in rebounds (6) and 3-pointers (4) against the Tigers.

## PERSONAL

Tahjon Starks was born Sept. 11, 1998, to parents Brad and Donna Starks ... has three brothers, Gerard, Lazar and Caylen, as well as a sister, Shae ... majoring in marketing with hopes to own his own business one day.



**JUNIOR (2L) • GUARD • 6-4 • 199 LBS.**  
**DALLAS, TEXAS • MADISON HS**  
**MAJOR : UNIVERSITY STUDIES BUSINESS**

# ADMON GILDER

Pronunciation guide

**ADD-mon**

# #3

SEASON HIGHS			CAREER HIGHS		
<b>PTS</b>	23	vs West Virginia (11/10/17)	<b>PTS</b>	24	at West Virginia (1/28/17)
<b>RBS</b>	10	at USC (11/26/17)	<b>RBS</b>	10	at USC (11/26/17)
<b>AST</b>	7	vs West Virginia (11/10/17) & UCSB (11/17/17)	<b>AST</b>	7	three times, last vs West Virginia (11/10/17)
<b>STL</b>	3	three times, last vs Savannah State (12/13/17)	<b>STL</b>	5	at Georgia (1/16/16) & at Florida (2/11/17)
<b>BLK</b>	1	vs Penn State (11/21/17)	<b>BLK</b>	2	vs American (11/14/16)
<b>3PM</b>	4	vs West Virginia (11/10/17)	<b>3PM</b>	6	vs Missouri (2/8/17)
<b>MIN</b>	36	vs Oklahoma State (11/21/17)	<b>MIN</b>	40	nine times, last vs Alabama (2/25/17)

## 2017-18 GAME-BY-GAME STATISTICS

	Min	FG-A	Pct	3FG-A	Pct	FT-A	Pct	O-D-Tot	Avg	PF	FO	A	TO	Blk	Stl	Pts	Avg
N10 vs. West Virginia	33	8-12	.667	4-5	.800	3-3	1.000	1-8-9	9.0	1	0	7	0	0	2	23	23.0
N17 UCSB	* 31	3-10	.300	2-5	.400	5-5	1.000	2-3-5	7.0	1	0	7	2	0	0	13	18.0
N20 vs. Okla. State	* 36	3-7	.429	2-5	.400	2-2	1.000	0-3-3	5.7	2	0	2	4	0	1	10	15.3
N21 vs. Penn State	* 26	4-4	1.000	2-2	1.000	4-4	1.000	0-4-4	5.3	4	0	3	4	1	0	14	15.0
N24 Pepperdine	* 31	1-7	.143	0-4	.000	3-4	.750	0-4-4	5.0	1	0	5	0	0	3	5	13.0
N26 at USC	* 30	4-9	.444	1-2	.500	0-0	.000	2-8-10	5.8	2	0	3	2	0	0	9	12.3
N30 UTRGV	* 24	5-9	.556	3-5	.600	4-5	.800	1-4-5	5.7	1	0	4	2	0	0	17	13.0
D5 vs. Arizona	* 35	3-7	.429	0-1	.000	1-3	.333	0-4-4	5.5	2	0	1	1	0	3	7	12.3
D9 Prairie View A&M	* 29	5-9	.556	2-5	.400	2-2	1.000	3-3-6	5.6	1	0	2	2	0	1	14	12.4
D13 Savannah State	* 22	7-14	.500	1-5	.200	0-0	.000	0-3-3	5.3	0	0	3	3	0	3	15	12.7
D19 Northern Kentucky	---- DIT NOT PLAY ----																
D21 Buffalo	---- DIT NOT PLAY ----																
D30 at Alabama	---- DIT NOT PLAY ----																
J2 Florida	---- DIT NOT PLAY ----																
J6 LSU	---- DIT NOT PLAY ----																
J9 at Kentucky																	
J13 at Tennessee																	
J16 Ole Miss																	
J20 Missouri																	
J23 at LSU																	
J27 at Kansas																	
J30 Arkansas																	
F3 South Carolina																	
F7 at Auburn																	
F10 Kentucky																	
F13 at Missouri																	
F17 at Arkansas																	
F20 Mississippi State																	
F24 at Vanderbilt																	
F28 at Georgia																	
M3 Alabama																	
<b>TOTALS (10 gp/ 9 gs)</b>	<b>297</b>	<b>43-88</b>	<b>.489</b>	<b>17-39</b>	<b>.436</b>	<b>24-28</b>	<b>.857</b>	<b>9-44-53</b>	<b>5.3</b>	<b>15</b>	<b>0</b>	<b>37</b>	<b>20</b>	<b>1</b>	<b>13</b>	<b>127</b>	<b>12.7</b>

## CAREER STATISTICS - ALL GAMES

	GP-GS	Min	Avg	FG-A	Pct	3FG-A	Pct	FT-A	Pct	O-D-Tot	Avg	PF	FO	A	TO	Blk	Stl	Pts	Avg
2015-16	37-0	755	20.4	87-202	.431	35-101	.347	51-67	.761	16-70-86	2.3	57	0	50	27	5	34	260	7.0
2016-17	31-30	1073	34.6	146-340	.429	58-154	.377	75-101	.743	32-88-120	3.9	69	1	120	83	9	60	425	13.7
2017-18	10-9	297	29.7	43-88	.489	17-39	.436	24-28	.857	9-44-53	5.3	15	0	37	20	1	13	127	12.7
<b>TOTAL</b>	<b>78-39</b>	<b>2125</b>	<b>27.2</b>	<b>276-630</b>	<b>.438</b>	<b>110-294</b>	<b>.374</b>	<b>150-196</b>	<b>.765</b>	<b>57-202-259</b>	<b>3.3</b>	<b>141</b>	<b>1</b>	<b>207</b>	<b>130</b>	<b>15</b>	<b>107</b>	<b>812</b>	<b>10.4</b>

## CAREER STATISTICS - SEC GAMES ONLY

	GP-GS	Min	Avg	FG-A	Pct	3FG-A	Pct	FT-A	Pct	O-D-Tot	Avg	PF	FO	A	TO	Blk	Stl	Pts	Avg
2015-16	18-0	342	19.0	42-95	.442	19-53	.358	15-24	.625	8-28-36	2.0	31	0	22	10	3	17	118	6.6
2016-17	18-17	644	35.8	83-201	.413	38-95	.400	50-67	.746	21-49-70	3.9	38	1	60	50	3	36	254	14.1
2017-18	—	—	—	—	—	—	—	—	—	—	—	—	—	—	—	—	—	—	—
<b>TOTAL</b>	<b>36-17</b>	<b>986</b>	<b>27.4</b>	<b>125-296</b>	<b>.422</b>	<b>57-148</b>	<b>.385</b>	<b>65-91</b>	<b>.714</b>	<b>29-77-106</b>	<b>2.9</b>	<b>69</b>	<b>1</b>	<b>82</b>	<b>60</b>	<b>6</b>	<b>53</b>	<b>372</b>	<b>10.3</b>

## SEASON ACCOLADES

• SEC Player of the Week (Nov. 13, 2017)

## SEASON NOTES

Scored nine points in 31 minutes against Texas (10/25) in Houston, added four rebounds, two assists and one steal in the exhibition ... missed the Tarleton State (11/4) exhibition due to suspension ... earned SEC Player of the Week honors after help lead the Aggies to double-digit victory against No. 11 West Virginia (11/10) in Germany, tallied 23 points, nine rebounds, seven assists and a pair of steal in 33 minutes off the bench ... scored 13 points and dished out seven assists in first start of the season in home-opener versus UCSB (11/17) ... scored in double figures for the third straight game, finishing with 10 points in 36 minutes against Oklahoma State (11/20) ... was perfect 4-for-4 from the floor including a 2-for-2 mark from deep against Penn State (11/21), added four rebounds, three assists and a block against the Cowboys ... made season-high three steals in win over Pepperdine (11/24), filled up the stat sheet against the Waves with five points, five assists, four rebounds and three steals ... pulled down career-best 10 rebounds in road win at No. 10 USC (11/26), added nine points and three assists in Los Angeles ... tallied 17 points in 24 minutes of action against UTRGV (11/30), finished 5-for-9 from the floor and 3-for-5 from three on the night ... one of seven Aggies in double figures with 15 points against Savannah State (12/13) ... suffered a knee injury during the Savannah State contest and is expected to miss 2-3 weeks while recovering.

## PERSONAL

Admon Gilder was born in Dallas, Texas, on Nov. 14, 1995, to parents Admon Gilder, Sr. and Paula Gilder ... Has a brother, Y'kendrick, and a sister, Teamber ... majoring in university studies business ... in his spare time enjoys watching movies.



**FRESHMAN (RS) • GUARD • 6-1 • 195 LBS.**  
**HOUSTON, TEXAS • SATCH HOMESCHOOL**  
**MAJOR : SPORT MANAGEMENT**

# J.J. CALDWELL

# #4

SEASON HIGHS			CAREER HIGHS		
<b>PTS</b>	9	Florida (1/2/18)	<b>PTS</b>	9	Florida (1/2/18)
<b>RBS</b>	8	vs Northern Kentucky (12/19/17)	<b>RBS</b>	8	vs Northern Kentucky (12/19/17)
<b>AST</b>	7	Florida (1/2/18)	<b>AST</b>	7	Florida (1/2/18)
<b>STL</b>	2	three times, last vs Savannah State (12/13/17)	<b>STL</b>	2	three times, last vs Savannah State (12/13/17)
<b>BLK</b>	1	vs Northern Kentucky (12/19/17)	<b>BLK</b>	1	vs Northern Kentucky (12/19/17)
<b>3PM</b>	—	—	<b>3PM</b>	—	—
<b>MIN</b>	36	Florida (1/2/18)	<b>MIN</b>	36	Florida (1/2/18)

## 2017-18 GAME-BY-GAME STATISTICS

	Min	FG-A	Pct	3FG-A	Pct	FT-A	Pct	O-D-Tot	Avg	PF	FO	A	TO	Blk	Stl	Pts	Avg
N10 vs. West Virginia								----	DIT NOT PLAY								
N17 UCSB								----	DIT NOT PLAY								
N20 vs. Okla. State								----	DIT NOT PLAY								
N21 vs. Penn State								----	DIT NOT PLAY								
N24 Pepperdine	16	1-2	.500	0-0	.000	2-2	1.000	0-2-2	2.0	2	0	3	0	0	1	4	4.0
N26 at USC	17	2-2	1.000	0-0	.000	0-0	.000	0-2-2	2.0	1	0	2	1	0	2	4	4.0
N30 UTRGV	15	0-1	.000	0-0	.000	2-2	1.000	0-1-1	1.7	1	0	1	0	0	1	2	3.3
D5 vs. Arizona	11	1-1	1.000	0-0	.000	0-0	.000	0-0-0	1.3	2	0	3	2	0	2	2	3.0
D9 Prairie View A&M	4	0-0	.000	0-0	.000	0-0	.000	0-0-0	1.0	0	0	1	1	0	1	0	2.4
D13 Savannah State	19	3-5	.600	0-1	.000	1-2	.500	2-0-2	1.2	1	0	5	1	0	2	7	3.2
D19 Northern Kentucky *	32	1-4	.250	0-0	.000	4-6	.667	1-7-8	2.1	2	0	4	3	1	0	6	3.6
D21 Buffalo								----	DIT NOT PLAY								
D30 at Alabama	16	0-3	.000	0-1	.000	1-2	.500	2-2-4	2.4	2	0	0	2	0	1	1	3.3
J2 Florida	* 36	4-10	.400	0-1	.000	1-1	1.000	0-2-2	2.3	1	0	7	3	0	0	9	3.9
J6 LSU	* 30	2-6	.333	0-1	.000	1-1	1.000	1-4-5	2.6	0	0	6	4	0	0	5	4.0
J9 at Kentucky																	
J13 at Tennessee																	
J16 Ole Miss																	
J20 Missouri																	
J23 at LSU																	
J27 at Kansas																	
J30 Arkansas																	
F3 South Carolina																	
F7 at Auburn																	
F10 Kentucky																	
F13 at Missouri																	
F17 at Arkansas																	
F20 Mississippi State																	
F24 at Vanderbilt																	
F28 at Georgia																	
M3 Alabama																	
<b>TOTALS (10 gp/ 3 gs)</b>	<b>196</b>	<b>14-34</b>	<b>.412</b>	<b>0-4</b>	<b>.000</b>	<b>12-16</b>	<b>.750</b>	<b>6-20-26</b>	<b>2.6</b>	<b>12</b>	<b>0</b>	<b>32</b>	<b>17</b>	<b>1</b>	<b>10</b>	<b>40</b>	<b>4.0</b>

## CAREER STATISTICS - ALL GAMES

	GP-GS	Min	Avg	FG-A	Pct	3FG-A	Pct	FT-A	Pct	O-D-Tot	Avg	PF	FO	A	TO	Blk	Stl	Pts	Avg
2017-18	10-3	196	19.6	14-34	.412	0-4	.000	12-16	.750	6-20-26	2.6	12	0	32	17	1	10	40	4.0
<b>TOTAL</b>	<b>10-3</b>	<b>196</b>	<b>19.6</b>	<b>14-34</b>	<b>.412</b>	<b>0-4</b>	<b>.000</b>	<b>12-16</b>	<b>.750</b>	<b>6-20-26</b>	<b>2.6</b>	<b>12</b>	<b>0</b>	<b>32</b>	<b>17</b>	<b>1</b>	<b>10</b>	<b>40</b>	<b>4.0</b>

## CAREER STATISTICS - SEC GAMES ONLY

	GP-GS	Min	Avg	FG-A	Pct	3FG-A	Pct	FT-A	Pct	O-D-Tot	Avg	PF	FO	A	TO	Blk	Stl	Pts	Avg
2017-18	3-2	82	27.3	6-19	.316	0-3	.000	3-4	.750	3-8-11	3.7	3	0	13	9	0	1	15	5.0
<b>TOTAL</b>	<b>3-2</b>	<b>82</b>	<b>27.3</b>	<b>6-19</b>	<b>.316</b>	<b>0-3</b>	<b>.000</b>	<b>3-4</b>	<b>.750</b>	<b>3-8-11</b>	<b>3.7</b>	<b>3</b>	<b>0</b>	<b>13</b>	<b>9</b>	<b>0</b>	<b>1</b>	<b>15</b>	<b>5.0</b>

## SEASON NOTES

Missed the first four regular season games of the 2017-18 season while serving a suspension for a violation of Texas A&M policy ... made debut in the Maroon & White in win over Pepperdine (11/24), finished with four points, three assists, two rebounds and one steal in 16 minutes of action against the Waves ... provided a spark off the bench in win at No.10 USC (11/26), chipped in four points, two rebounds, two assists and two steals in 17 minutes of action ... set or tied season-highs in points (7), rebounds (2), assists (5), steals (2) and minutes (19) against Savannah State (12/13) ... pulled down career-high eight rebounds to go along with six points, four assists and a block in first career start against Northern Kentucky (12/19) ... made second-career start, playing season-best and game-high 36 minutes against Florida (1/2), posted season-highs in points (9) and assists (7) against the Gators.

## PERSONAL

Joseph Caldwell was born Nov. 19, 1997, in Galveston, Texas ... has a brother, Harry, and a sister, Carole ... majoring in sport management ... in his spare time, enjoys hanging out with friends, playing video games and working out.





**FRESHMAN (HS) • FORWARD • 6-7 • 217 LBS.**  
**ALVIN, TEXAS • ALVIN HS**  
**MAJOR : BUSINESS MANAGEMENT**

# SAVION FLAGG

Pronunciation guide

**SAY-vee-on**

# #5

SEASON HIGHS			CAREER HIGHS		
<b>PTS</b>	21	vs Buffalo (12/21/17)	<b>PTS</b>	21	vs Buffalo (12/21/17)
<b>RBS</b>	10	vs Northern Kentucky (12/19/17)	<b>RBS</b>	10	vs Northern Kentucky (12/19/17)
<b>AST</b>	3	Florida (1/2/18)	<b>AST</b>	3	Florida (1/2/18)
<b>STL</b>	2	vs Northern Kentucky (12/19/17) & LSU (1/6/18)	<b>STL</b>	2	vs Northern Kentucky (12/19/17) & LSU (1/6/18)
<b>BLK</b>	1	vs Arizona (12/5/17) & Savannah State (12/13/17)	<b>BLK</b>	1	vs Arizona (12/5/17) & Savannah State (12/13/17)
<b>3PM</b>	2	three times, last vs LSU (1/6/18)	<b>3PM</b>	2	three times, last vs LSU (1/6/18)
<b>MIN</b>	35	vs Buffalo (12/21/17)	<b>MIN</b>	35	vs Buffalo (12/21/17)

## 2017-18 GAME-BY-GAME STATISTICS

	Min	FG-A	Pct	3FG-A	Pct	FT-A	Pct	O-D-Tot	Avg	PF	FO	A	TO	Blk	Stl	Pts	Avg
N10 vs. West Virginia *	20	2-3	.667	1-1	1.000	2-2	1.000	1-2-3	3.0	2	0	1	4	0	0	7	7.0
N17 UCSB	---- DIT NOT PLAY ----																
N20 vs. Okla. State	---- DIT NOT PLAY ----																
N21 vs. Penn State	---- DIT NOT PLAY ----																
N24 Pepperdine	---- DIT NOT PLAY ----																
N26 at USC	---- DIT NOT PLAY ----																
N30 UTRGV	9	2-3	.667	0-1	.000	0-0	.000	1-3-4	3.5	2	0	0	2	0	0	4	5.5
D5 vs. Arizona	13	2-4	.500	0-1	.000	0-0	.000	0-0-0	2.3	2	0	0	0	1	0	4	5.0
D9 Prairie View A&M	13	1-4	.250	0-1	.000	0-0	.000	2-2-4	2.8	0	0	0	0	0	0	2	4.3
D13 Savannah State	20	3-6	.500	0-1	.000	2-3	.667	1-5-6	3.4	3	0	2	0	1	0	8	5.0
D19 Northern Kentucky	25	4-7	.571	0-0	.000	4-6	.667	5-5-10	4.5	0	0	0	2	0	2	12	6.2
D21 Buffalo *	35	6-9	.667	2-4	.500	7-9	.778	4-5-9	5.1	1	0	0	1	0	1	21	8.3
D30 at Alabama *	28	2-7	.286	0-3	.000	0-0	.000	3-6-9	5.6	4	0	1	0	0	0	4	7.8
J2 Florida *	31	2-7	.286	2-4	.500	0-0	.000	3-4-7	5.8	0	0	3	2	0	0	6	7.6
J6 LSU *	27	2-8	.250	2-5	.400	1-4	.250	1-1-2	5.4	2	0	1	0	0	2	7	7.5
J9 at Kentucky																	
J13 at Tennessee																	
J16 Ole Miss																	
J20 Missouri																	
J23 at LSU																	
J27 at Kansas																	
J30 Arkansas																	
F3 South Carolina																	
F7 at Auburn																	
F10 Kentucky																	
F13 at Missouri																	
F17 at Arkansas																	
F20 Mississippi State																	
F24 at Vanderbilt																	
F28 at Georgia																	
M3 Alabama																	
<b>TOTALS (10 gp/ 5 gs)</b>	<b>221</b>	<b>26-58</b>	<b>.448</b>	<b>7-21</b>	<b>.333</b>	<b>16-24</b>	<b>.667</b>	<b>21-33-54</b>	<b>5.4</b>	<b>16</b>	<b>0</b>	<b>8</b>	<b>11</b>	<b>2</b>	<b>5</b>	<b>75</b>	<b>7.5</b>

## CAREER STATISTICS - ALL GAMES

	GP-GS	Min	Avg	FG-A	Pct	3FG-A	Pct	FT-A	Pct	O-D-Tot	Avg	PF	FO	A	TO	Blk	Stl	Pts	Avg
2017-18	10-5	221	22.1	26-58	.448	7-21	.333	16-24	.667	21-33-54	5.4	16	0	8	11	2	5	75	7.5
<b>TOTAL</b>	<b>10-5</b>	<b>221</b>	<b>22.1</b>	<b>26-58</b>	<b>.448</b>	<b>7-21</b>	<b>.333</b>	<b>16-24</b>	<b>.667</b>	<b>21-33-54</b>	<b>5.4</b>	<b>16</b>	<b>0</b>	<b>8</b>	<b>11</b>	<b>2</b>	<b>5</b>	<b>75</b>	<b>7.5</b>

## CAREER STATISTICS - SEC GAMES ONLY

	GP-GS	Min	Avg	FG-A	Pct	3FG-A	Pct	FT-A	Pct	O-D-Tot	Avg	PF	FO	A	TO	Blk	Stl	Pts	Avg
2017-18	3-3	86	28.7	6-22	.273	4-12	.333	1-4	.250	7-11-18	6.0	6	0	5	2	0	2	17	5.7
<b>TOTAL</b>	<b>3-3</b>	<b>86</b>	<b>28.7</b>	<b>6-22</b>	<b>.273</b>	<b>4-12</b>	<b>.333</b>	<b>1-4</b>	<b>.250</b>	<b>7-11-18</b>	<b>6.0</b>	<b>6</b>	<b>0</b>	<b>5</b>	<b>2</b>	<b>0</b>	<b>2</b>	<b>17</b>	<b>5.7</b>

## SEASON ACCOLADES

• SEC Freshman of the Week (Dec. 26, 2017)

## SEASON NOTES

Drew the start in exhibition win over Tarleton State (11/4), finishing with four points, eight rebounds, a steal and an assist ... made first career start against No. 11 West Virginia (11/10), played 20 minutes and added seven points, three rebounds and an assist against the Mountaineers ... returned to action after missing five games, played nine minutes and scored four points against UTRGV (11/30) ... scored season-high eight points in 20 minutes of action against Savannah State (12/13) ... registered first career double-double, with 12 points and 10 rebounds, against Northern Kentucky (12/19), finished with career-highs in points, rebounds, steals (2) and minutes (25) ... drew his second career start and fell just short of his second straight double-double against Buffalo (12/21), the Alvin, Texas, native finished with a career-high 21 points to go along with nine rebounds ... averaging 16.5 points, 9.5 rebound and 30 minutes played during wins over Northern Kentucky and Buffalo to garner SEC Freshman of the Week honors on Dec. 26.

## PERSONAL

Savion Flagg was born May 26, 1999, in Alvin, Texas, to parents Antione and Torie Flagg ... has a brother, James ... plans to major in business management ... has a cousin, Jonathan Babineaux, who plays football for the Atlanta Falcons.



# TONNY TROCHA-MORELOS

Pronunciation guide

Tony TRO-sha Mor-AY-los

**SENIOR (3L) • FORWARD • 6-10 • 223 LBS.**  
**CARTAGENA, COLOMBIA • MAYOR JOSE CELESTINO MUTIS**  
**MAJOR : UNIVERSITY STUDIES BUSINESS**

# #10

SEASON HIGHS			CAREER HIGHS		
<b>PTS</b>	13	vs LSU (1/6/18)	<b>PTS</b>	18	at Missouri (2/28/17)
<b>RBS</b>	13	vs Savannah State (12/13/17)	<b>RBS</b>	13	vs Savannah State (12/13/17)
<b>AST</b>	7	vs Savannah State (12/13/17)	<b>AST</b>	7	vs Savannah State (12/13/17)
<b>STL</b>	1	six times, last at Alabama (12/30/17)	<b>STL</b>	4	at Ole Miss (1/25/17)
<b>BLK</b>	7	Buffalo (12/21/17)	<b>BLK</b>	7	Buffalo (12/21/17)
<b>3PM</b>	2	vs Oklahoma State (11/20/17)	<b>3PM</b>	4	vs Gonzaga (11/26/15)
<b>MIN</b>	33	vs LSU (1/6/18)	<b>MIN</b>	36	at Ole Miss (1/25/17)

## 2017-18 GAME-BY-GAME STATISTICS

	Min	FG-A	Pct	3FG-A	Pct	FT-A	Pct	O-D-Tot	Avg	PF	FO	A	TO	Blk	Stl	Pts	Avg
N10 vs. West Virginia *	24	1-4	.250	0-1	.000	1-4	.250	1-6-7	7.0	3	0	1	0	2	1	3	3.0
N17 UCSB	* 32	4-8	.500	1-2	.500	1-2	.500	2-2-4	5.5	3	0	2	2	1	0	10	6.5
N20 vs. Okla. State *	30	5-11	.455	2-5	.400	0-0	.000	1-2-3	4.7	2	0	0	1	1	0	12	8.3
N21 vs. Penn State *	26	3-5	.600	1-3	.333	4-4	1.000	1-4-5	4.8	2	0	1	3	0	1	11	9.0
N24 Pepperdine *	22	2-3	.667	0-0	.000	2-3	.667	1-4-5	4.8	2	0	1	2	2	1	6	8.4
N26 at USC	25	5-12	.417	0-3	.000	0-0	.000	3-4-7	5.2	3	0	0	2	0	0	10	8.7
N30 UTRGV	19	3-8	.375	1-1	1.000	2-5	.400	0-4-4	5.0	0	0	0	2	1	0	9	8.7
D5 vs. Arizona	19	1-8	.125	1-4	.250	0-0	.000	0-1-1	4.5	3	0	0	1	1	0	3	8.0
D9 Prairie View A&M	22	4-8	.500	1-2	.500	2-3	.667	3-4-7	4.8	2	0	3	0	0	1	11	8.3
D13 Savannah State *	26	5-8	.625	0-0	.000	0-0	.000	6-7-13	5.6	0	0	7	3	2	1	10	8.5
D19 Northern Kentucky *	26	3-11	.273	0-4	.000	3-4	.750	4-2-6	5.6	1	0	1	0	2	0	9	8.5
D21 Buffalo *	31	5-6	.833	1-2	.500	1-1	1.000	0-3-3	5.4	1	0	1	3	7	0	12	8.8
D30 at Alabama *	25	2-7	.286	1-4	.250	2-4	.500	4-2-6	5.5	2	0	1	1	0	1	7	8.7
J2 Florida	13	1-5	.200	1-3	.333	0-0	.000	2-2-4	5.4	1	0	2	2	1	0	3	8.3
J6 LSU *	33	3-6	.500	1-3	.333	6-8	.750	1-6-7	5.5	3	0	2	2	0	0	13	8.6
J9 at Kentucky																	
J13 at Tennessee																	
J16 Ole Miss																	
J20 Missouri																	
J23 at LSU																	
J27 at Kansas																	
J30 Arkansas																	
F3 South Carolina																	
F7 at Auburn																	
F10 Kentucky																	
F13 at Missouri																	
F17 at Arkansas																	
F20 Mississippi State																	
F24 at Vanderbilt																	
F28 at Georgia																	
M3 Alabama																	
<b>TOTALS (15 gp/ 10 gs)</b>	<b>373</b>	<b>47-110</b>	<b>.427</b>	<b>11-37</b>	<b>.297</b>	<b>24-38</b>	<b>.632</b>	<b>29-53-82</b>	<b>5.5</b>	<b>28</b>	<b>0</b>	<b>22</b>	<b>24</b>	<b>20</b>	<b>6</b>	<b>129</b>	<b>8.6</b>

## CAREER STATISTICS - ALL GAMES

	GP-GS	Min	Avg	FG-A	Pct	3FG-A	Pct	FT-A	Pct	O-D-Tot	Avg	PF	FO	A	TO	Blk	Stl	Pts	Avg
2014-15	29-1	297	10.2	18-64	.281	0-5	.000	7-19	.368	23-34-57	2.0	33	0	5	11	12	6	43	1.5
2015-16	37-11	644	17.4	103-223	.462	30-81	.370	24-48	.500	61-96-157	4.2	67	0	37	27	23	15	260	7.0
2016-17	31-27	835	26.9	97-239	.406	23-86	.267	35-52	.673	50-110-160	5.2	60	1	66	48	30	26	252	8.1
2017-18	15-10	373	24.9	47-110	.427	11-37	.297	24-38	.632	29-53-82	5.5	28	0	22	24	20	6	129	8.6
<b>TOTAL</b>	<b>112-49</b>	<b>2149</b>	<b>19.2</b>	<b>265-636</b>	<b>.417</b>	<b>64-209</b>	<b>.306</b>	<b>90-157</b>	<b>.573</b>	<b>163-293-456</b>	<b>4.1</b>	<b>188</b>	<b>1</b>	<b>130</b>	<b>110</b>	<b>85</b>	<b>53</b>	<b>684</b>	<b>6.1</b>

## CAREER STATISTICS - SEC GAMES ONLY

	GP-GS	Min	Avg	FG-A	Pct	3FG-A	Pct	FT-A	Pct	O-D-Tot	Avg	PF	FO	A	TO	Blk	Stl	Pts	Avg
2014-15	17-0	169	9.9	11-32	.344	0-1	.000	5-12	.417	15-19-34	2.0	23	0	3	7	5	3	27	1.6
2015-16	18-1	283	15.7	42-100	.420	10-36	.278	13-20	.650	26-39-65	3.6	28	0	11	9	10	7	107	5.9
2016-17	18-14	516	28.7	58-148	.392	14-56	.250	20-29	.690	29-55-94	5.2	42	0	44	36	24	21	150	8.3
2017-18	3-2	71	23.7	6-18	.333	3-10	.300	8-12	.667	7-10-17	5.7	6	0	5	5	1	1	23	7.7
<b>TOTAL</b>	<b>56-17</b>	<b>1039</b>	<b>18.6</b>	<b>117-298</b>	<b>.393</b>	<b>27-103</b>	<b>.262</b>	<b>46-73</b>	<b>.630</b>	<b>77-133-210</b>	<b>3.8</b>	<b>99</b>	<b>0</b>	<b>63</b>	<b>57</b>	<b>40</b>	<b>32</b>	<b>307</b>	<b>5.5</b>

## SEASON NOTES

Led the Aggies with 19 points in 22 minutes in first exhibition game ... added two rebounds and an assist against the Longhorns ... chipped in 11 points during exhibition win over Tarleton State (11/4) ... pitched in 24 minutes in start against No. 11 West Virginia (11/10) in Germany, corralled seven rebounds and added three points against the Mountaineers ... finished in double figures for the first time this season, scoring 10 points in home-opener against UCSB (11/17), shot 4-for-8 from the floor and corralled four rebounds in season-high 32 minutes against the Gauchos ... turned in a pair of solid outings in Brooklyn, helping the Aggies secure the Legends Classic championship, scored in double figures against Oklahoma State (11/20) and Penn State (11/21) and averaged four rebounds over the two game in New York ... scored in double-figures for the fourth time this season in road win at No. 10 USC (11/26), scored 10 points to go along with seven rebounds in first game as a reserve ... finished with an effective 11 points and seven rebounds in 22 minutes as a reserve against Prairie View A&M (12/9) ... registered second career double-double with 13 rebounds and 10 points against Savannah State (12/13), came within a trio of assists of recording Texas A&M first triple-double in 15 seasons ... posted career-high seven blocks against Buffalo (12/21), the seven swats was the third most in a single game in Texas A&M history, added 12 points to reach double figures for the third time in the last four games ... reached doubles figures for the eighth time this season with 13 points against Florida (1/6), added seven rebounds and two assists against the Tigers in season-high 33 minutes of action.

## PERSONAL

Tonny Trocha-Morelos is the son of Mariano Trocha and Betty Morelos ... born June 21, 1994, in Cartagena, Colombia ... has three brothers - Mariano, Sergio and Charles ... majoring in university studies business with hopes of one day being a CPA ... in his spare time enjoys listening to music, watching Netflix, playing video games, listening to music, Skyping with family and spending time with friends.



**SOPHOMORE (1L) • GUARD • 5-8 • 154 LBS.**  
**PLANO, TEXAS • PRESTONWOOD CHRISTIAN ACADEMY**  
**MAJOR : FINANCE**

# MARK FRENCH

# #11

SEASON HIGHS				CAREER HIGHS			
<b>PTS</b>	—		—	<b>PTS</b>	4		vs Auburn (2/18/17)
<b>RBS</b>	—		—	<b>RBS</b>	—		—
<b>AST</b>	—		—	<b>AST</b>	—		—
<b>STL</b>	—		—	<b>STL</b>	—		—
<b>BLK</b>	—		—	<b>BLK</b>	—		—
<b>3PM</b>	—		—	<b>3PM</b>	1		vs Auburn (2/18/17)
<b>MIN</b>	3		vs Savannah State (12/13/17)	<b>MIN</b>	3		vs Savannah State (12/13/17)

## 2017-18 GAME-BY-GAME STATISTICS

	Min	FG-A	Pct	3FG-A	Pct	FT-A	Pct	O-D-Tot	Avg	PF	FO	A	TO	Blk	Stl	Pts	Avg
N10 vs. West Virginia									----								
N17 UCSB	1	0-0	.000	0-0	.000	0-0	.000	0-0-0	0.0	0	0	0	0	0	0	0	0.0
N20 vs. Okla. State									----								
N21 vs. Penn State									----								
N24 Pepperdine									----								
N26 at USC									----								
N30 UTRGV									----								
D5 vs. Arizona									----								
D9 Prairie View A&M	1	0-0	.000	0-0	.000	0-0	.000	0-0-0	0.0	1	0	0	0	0	0	0	0.0
D13 Savannah State	3	0-3	.000	0-2	.000	0-0	.000	0-0-0	0.0	1	0	0	0	0	0	0	0.0
D19 Northern Kentucky									----								
D21 Buffalo									----								
D30 at Alabama									----								
J2 Florida									----								
J6 LSU									----								
J9 at Kentucky																	
J13 at Tennessee																	
J16 Ole Miss																	
J20 Missouri																	
J23 at LSU																	
J27 at Kansas																	
J30 Arkansas																	
F3 South Carolina																	
F7 at Auburn																	
F10 Kentucky																	
F13 at Missouri																	
F17 at Arkansas																	
F20 Mississippi State																	
F24 at Vanderbilt																	
F28 at Georgia																	
M3 Alabama																	
<b>TOTALS (3 gp/ - gs)</b>	<b>5</b>	<b>0-3</b>	<b>.000</b>	<b>0-2</b>	<b>.000</b>	<b>0-0</b>	<b>.000</b>	<b>0-0-0</b>	<b>0.0</b>	<b>2</b>	<b>0</b>	<b>0</b>	<b>0</b>	<b>0</b>	<b>0</b>	<b>0</b>	<b>0.0</b>

## CAREER STATISTICS - ALL GAMES

	GP-GS	Min	Avg	FG-A	Pct	3FG-A	Pct	FT-A	Pct	O-D-Tot	Avg	PF	FO	A	TO	Blk	Stl	Pts	Avg
2016-17	3-0	4	1.3	1-3	.333	1-2	.500	1-2	.500	0-0-0	0.0	1	0	0	1	0	0	4	1.3
2017-18	3-0	5	1.7	0-3	.000	0-2	.000	0-0	.000	0-0-0	0.0	2	0	0	0	0	0	0	0.0
<b>TOTAL</b>	<b>6-0</b>	<b>9</b>	<b>1.5</b>	<b>1-6</b>	<b>.167</b>	<b>1-4</b>	<b>.250</b>	<b>1-2</b>	<b>.500</b>	<b>0-0-0</b>	<b>0.0</b>	<b>3</b>	<b>0</b>	<b>0</b>	<b>1</b>	<b>0</b>	<b>0</b>	<b>4</b>	<b>0.7</b>

## CAREER STATISTICS - SEC GAMES ONLY

	GP-GS	Min	Avg	FG-A	Pct	3FG-A	Pct	FT-A	Pct	O-D-Tot	Avg	PF	FO	A	TO	Blk	Stl	Pts	Avg
2016-17	1-0	1	1.0	1-1	1.000	1-1	1.000	1-2	.500	0-0-0	0.0	0	0	0	0	0	0	4	4.0
2017-18	—	—	—	—	—	—	—	—	—	—	—	—	—	—	—	—	—	—	—
<b>TOTAL</b>	<b>1-0</b>	<b>1</b>	<b>1.0</b>	<b>1-1</b>	<b>1.000</b>	<b>1-1</b>	<b>1.000</b>	<b>1-2</b>	<b>.500</b>	<b>0-0-0</b>	<b>0.0</b>	<b>0</b>	<b>0</b>	<b>0</b>	<b>0</b>	<b>0</b>	<b>0</b>	<b>4</b>	<b>4.0</b>

## SEASON NOTES

Made his season debut against UCSB (11/17).

## PERSONAL

Mark Clifford French, Jr., was born Aug. 15, 1997, in Memphis, Tenn., to parents Mark, Sr., and Carol French ... has one brother, Graham, and three sisters, Morgan, Mckenzie and Grace ... majoring in finance.





**JUNIOR (2L) • GUARD • 6-3 • 178 LBS.**  
**FRIENDSWOOD, TEXAS • FRIENDSWOOD HS**  
**MAJOR : INDUSTRIAL DISTRIBUTION**

# CHRIS COLLINS

# #12

SEASON HIGHS			CAREER HIGHS		
<b>PTS</b>	10	vs Savannah State (12/13/17)	<b>PTS</b>	18	at Missouri (2/28/17)
<b>RBS</b>	5	vs Buffalo (12/21/17)	<b>RBS</b>	12	vs Tennessee (12/29/16)
<b>AST</b>	1	vs Savannah State (12/13/17)	<b>AST</b>	6	vs Arizona (12/17/16)
<b>STL</b>	1	four times, last vs LSU (1/6/18)	<b>STL</b>	4	at Ole Miss (1/25/17)
<b>BLK</b>	1	vs West Virginia (11/10/17)	<b>BLK</b>	3	four times, last at Missouri (2/28/17)
<b>3PM</b>	2	vs Savannah State (12/13/17)	<b>3PM</b>	4	vs Gonzaga (11/26/15)
<b>MIN</b>	23	vs Buffalo (12/21/17)	<b>MIN</b>	36	at Ole Miss (1/25/17)

## 2017-18 GAME-BY-GAME STATISTICS

	Min	FG-A	Pct	3FG-A	Pct	FT-A	Pct	O-D-Tot	Avg	PF	FO	A	TO	Blk	Stl	Pts	Avg
N10 vs. West Virginia	8	0-2	.000	0-1	.000	0-0	.000	0-0-0	0.0	1	0	0	0	1	1	0	0.0
N17 UCSB	4	1-1	1.000	0-0	.000	0-0	.000	0-1-1	0.5	0	0	0	0	0	0	2	1.0
N20 vs. Okla. State	4	0-0	.000	0-0	.000	0-0	.000	0-0-0	0.3	1	0	0	0	0	0	0	0.7
N21 vs. Penn State	---- DIT NOT PLAY ----																
N24 Pepperdine	---- DIT NOT PLAY ----																
N26 at USC	---- DIT NOT PLAY ----																
N30 UTRGV	2	0-1	.000	0-1	.000	0-0	.000	0-0-0	0.3	0	0	0	0	0	0	0	0.5
D5 vs. Arizona	---- DIT NOT PLAY ----																
D9 Prairie View A&M	3	0-1	.000	0-0	.000	0-0	.000	0-0-0	0.2	1	0	0	1	0	0	0	0.4
D13 Savannah State	8	4-7	.571	2-4	.500	0-0	.000	2-1-3	0.7	0	0	1	0	0	1	10	2.0
D19 Northern Kentucky	4	0-0	.000	0-0	.000	0-0	.000	0-0-0	0.6	1	0	0	1	0	0	0	1.7
D21 Buffalo	23	1-4	.250	0-2	.000	3-4	.750	1-4-5	1.1	3	0	0	1	0	0	5	2.1
D30 at Alabama	4	0-1	.000	0-1	.000	0-0	.000	0-0-0	1.0	0	0	0	0	0	1	0	1.9
J2 Florida	18	1-3	.333	1-3	.333	0-0	.000	0-3-3	1.2	3	0	0	0	0	0	3	2.0
J6 LSU	8	0-1	.000	0-1	.000	0-0	.000	0-1-1	1.2	1	0	0	0	0	1	0	1.8
J9 at Kentucky																	
J13 at Tennessee																	
J16 Ole Miss																	
J20 Missouri																	
J23 at LSU																	
J27 at Kansas																	
J30 Arkansas																	
F3 South Carolina																	
F7 at Auburn																	
F10 Kentucky																	
F13 at Missouri																	
F17 at Arkansas																	
F20 Mississippi State																	
F24 at Vanderbilt																	
F28 at Georgia																	
M3 Alabama																	
<b>TOTALS (11 gp/ - gs)</b>	<b>86</b>	<b>7-21</b>	<b>.333</b>	<b>3-13</b>	<b>.231</b>	<b>3-4</b>	<b>.750</b>	<b>3-10-13</b>	<b>1.2</b>	<b>11</b>	<b>0</b>	<b>1</b>	<b>3</b>	<b>1</b>	<b>4</b>	<b>20</b>	<b>1.8</b>

## CAREER STATISTICS - ALL GAMES

	GP-GS	Min	Avg	FG-A	Pct	3FG-A	Pct	FT-A	Pct	O-D-Tot	Avg	PF	FO	A	TO	Blk	Stl	Pts	Avg
2014-15	3-0	5	1.7	1-1	1.000	1-1	1.000	0-0	.000	0-0-0	0.0	2	0	0	0	0	0	3	1.0
2015-16	--	--	--	--	--	--	--	--	--	--	--	--	--	--	--	--	--	--	--
2016-17	27-8	369	13.7	13-43	.302	8-33	.242	3-7	.429	2-26-28	1.0	37	1	39	24	2	6	37	1.4
2017-18	11-0	86	7.8	7-21	.333	3-13	.231	3-4	.750	3-10-13	1.2	11	0	1	3	1	4	20	1.8
<b>TOTAL</b>	<b>41-8</b>	<b>460</b>	<b>11.2</b>	<b>21-65</b>	<b>.323</b>	<b>12-47</b>	<b>.255</b>	<b>6-11</b>	<b>.545</b>	<b>5-36-41</b>	<b>1.0</b>	<b>50</b>	<b>1</b>	<b>40</b>	<b>27</b>	<b>3</b>	<b>10</b>	<b>60</b>	<b>1.5</b>

## CAREER STATISTICS - SEC GAMES ONLY

	GP-GS	Min	Avg	FG-A	Pct	3FG-A	Pct	FT-A	Pct	O-D-Tot	Avg	PF	FO	A	TO	Blk	Stl	Pts	Avg
2014-15	1-0	0	0.0	0-0	.000	0-0	.000	0-0	.000	0-0-0	0.0	0	0	0	0	0	0	0	0.0
2015-16	--	--	--	--	--	--	--	--	--	--	--	--	--	--	--	--	--	--	--
2016-17	16-7	268	16.8	10-29	.345	7-22	.318	2-4	.500	1-19-20	1.3	28	1	30	14	1	4	29	1.8
2017-18	3-0	30	10.0	1-5	.200	1-5	.200	0-0	.000	0-4-4	1.3	4	0	0	0	0	2	3	1.0
<b>TOTAL</b>	<b>20-7</b>	<b>298</b>	<b>14.9</b>	<b>11-34</b>	<b>.324</b>	<b>8-27</b>	<b>.296</b>	<b>2-4</b>	<b>.500</b>	<b>1-23-24</b>	<b>1.2</b>	<b>32</b>	<b>1</b>	<b>30</b>	<b>14</b>	<b>1</b>	<b>6</b>	<b>32</b>	<b>1.6</b>

## SEASON NOTES

Contributed eight points during exhibition win over Tarleton State (11/4) ... was one of seven Aggies that scored in double-digits against Savannah State (12/13), finished with 10 points on four-of-seven shooting including a pair of 3-pointers ... posted season-highs in rebounds (5) and minutes (23) in win against Buffalo (12/21).

## PERSONAL

Christopher Michael Collins is the son of Allison Cox and William Collins ... born June 20, 1996, in Friendswood, Texas ... has a sister, Nicole ... father played collegiately at Central Michigan ... majoring in industrial distribution.



**SENIOR (GR) • GUARD • 6-3 • 180 LBS.**  
**MILWAUKEE, WISCONSIN • MARQUETTE**  
**MAJOR : RECREATION, PARK AND TOURISM SCIENCE**

# DUANE WILSON

# #13

SEASON HIGHS			CAREER HIGHS (AT A&M)		
<b>PTS</b>	23	vs Buffalo (12/21/17)	<b>PTS</b>	23	vs Buffalo (12/21/17)
<b>RBS</b>	4	three times, last vs Buffalo (12/21/17)	<b>RBS</b>	4	three times, last vs Buffalo (12/21/17)
<b>AST</b>	11	vs Buffalo (12/21/17)	<b>AST</b>	11	vs Buffalo (12/21/17)
<b>STL</b>	3	UTRGV (11/30/17)	<b>STL</b>	3	UTRGV (11/30/17)
<b>BLK</b>	1	four times, last vs Arizona (12/5/17)	<b>BLK</b>	1	four times, last vs Arizona (12/5/17)
<b>3PM</b>	4	vs Savannah State (12/13/17)	<b>3PM</b>	4	vs Savannah State (12/13/17)
<b>MIN</b>	32	vs Northern Kentucky (12/19/17) & at Alabama (12/30/17)	<b>MIN</b>	32	vs Northern Kentucky (12/19/17) & at Alabama (12/30/17)

## 2017-18 GAME-BY-GAME STATISTICS

	Min	FG-A	Pct	3FG-A	Pct	FT-A	Pct	O-D-Tot	Avg	PF	FO	A	TO	Blk	Stl	Pts	Avg
N10 vs. West Virginia *	25	2-8	.250	0-3	.000	2-2	1.000	0-1-1	1.0	3	0	5	2	1	2	6	6.0
N17 UCSB	* 31	2-5	.400	1-4	.250	1-2	.500	0-3-3	2.0	1	0	2	2	0	1	6	6.0
N20 vs. Okla. State *	25	3-5	.600	0-1	.000	2-2	1.000	0-2-2	2.0	3	0	5	4	0	0	8	6.7
N21 vs. Penn State *	30	7-10	.700	1-1	1.000	7-7	1.000	0-2-2	2.0	4	0	6	3	1	1	22	10.5
N24 Pepperdine *	26	6-9	.667	3-5	.600	0-0	.000	0-1-1	1.8	2	0	4	3	0	0	15	11.4
N26 at USC	* 23	5-12	.417	1-3	.333	2-2	1.000	0-3-3	2.0	0	0	2	4	0	0	13	11.7
N30 UTRGV	* 25	1-6	.167	0-4	.000	4-4	1.000	0-0-0	1.7	0	0	7	1	1	3	6	10.9
D5 vs. Arizona *	26	5-10	.500	2-3	.667	2-3	.667	1-3-4	2.0	4	0	5	2	1	1	14	11.3
D9 Prairie View A&M *	26	1-6	.167	0-2	.000	3-6	.500	1-0-1	1.9	3	0	2	2	0	2	5	10.6
D13 Savannah State *	20	5-9	.556	4-7	.571	0-0	.000	0-3-3	2.0	0	0	3	3	0	2	14	10.9
D19 Northern Kentucky *	32	6-16	.375	1-6	.167	3-4	.750	0-4-4	2.2	2	0	3	2	0	1	16	11.4
D21 Buffalo	* 31	7-13	.538	0-2	.000	9-9	1.000	0-4-4	2.3	3	0	11	5	0	1	23	12.3
D30 at Alabama *	32	3-11	.273	0-3	.000	3-3	1.000	0-1-1	2.2	1	0	3	1	0	1	9	12.1
J2 Florida								---- DIT NOT PLAY ----									
J6 LSU								---- DIT NOT PLAY ----									
J9 at Kentucky																	
J13 at Tennessee																	
J16 Ole Miss																	
J20 Missouri																	
J23 at LSU																	
J27 at Kansas																	
J30 Arkansas																	
F3 South Carolina																	
F7 at Auburn																	
F10 Kentucky																	
F13 at Missouri																	
F17 at Arkansas																	
F20 Mississippi State																	
F24 at Vanderbilt																	
F28 at Georgia																	
M3 Alabama																	
<b>TOTALS (13 gp/ 13 gs)</b>	<b>352</b>	<b>53-120</b>	<b>.442</b>	<b>13-44</b>	<b>.295</b>	<b>38-44</b>	<b>.864</b>	<b>2-27-29</b>	<b>2.2</b>	<b>26</b>	<b>0</b>	<b>58</b>	<b>34</b>	<b>4</b>	<b>15</b>	<b>157</b>	<b>12.1</b>

## CAREER STATISTICS - ALL GAMES (AT A&M ONLY)

	GP-GS	Min	Avg	FG-A	Pct	3FG-A	Pct	FT-A	Pct	O-D-Tot	Avg	PF	FO	A	TO	Blk	Stl	Pts	Avg
2017-18	13-13	352	27.1	53-120	.442	13-44	.295	38-44	.864	2-27-29	2.2	26	0	58	34	4	15	157	12.1
<b>TOTAL</b>	<b>13-13</b>	<b>352</b>	<b>27.1</b>	<b>53-120</b>	<b>.442</b>	<b>13-44</b>	<b>.295</b>	<b>38-44</b>	<b>.864</b>	<b>2-27-29</b>	<b>2.2</b>	<b>26</b>	<b>0</b>	<b>58</b>	<b>34</b>	<b>4</b>	<b>15</b>	<b>157</b>	<b>12.1</b>

## CAREER STATISTICS - SEC GAMES ONLY (AT A&M ONLY)

	GP-GS	Min	Avg	FG-A	Pct	3FG-A	Pct	FT-A	Pct	O-D-Tot	Avg	PF	FO	A	TO	Blk	Stl	Pts	Avg
2017-18	1-1	32	32.0	3-11	.273	0-3	.000	3-3	1.000	0-1-1	1.0	1	0	3	1	0	1	9	9.0
<b>TOTAL</b>	<b>1-1</b>	<b>32</b>	<b>32.0</b>	<b>3-11</b>	<b>.273</b>	<b>0-3</b>	<b>.000</b>	<b>3-3</b>	<b>1.000</b>	<b>0-1-1</b>	<b>1.0</b>	<b>1</b>	<b>0</b>	<b>3</b>	<b>1</b>	<b>0</b>	<b>1</b>	<b>9</b>	<b>9.0</b>

## SEASON NOTES

Drew the start against Texas in the exhibition game, finishing with four points, two assists and two steals in 22 minutes on the court ... scored 10 points on 4-of-7 shooting in exhibition vs. Tarleton State (11/4) ... made first start in the Maroon & White in Germany against No. 11 West Virginia (11/10), finished with six points, five assists, two steals, one block and a rebound in 25 minutes of court time ... made second straight start to open the season, playing 31 minutes against UCSB (11/17) ... scored eight points in Legends Classic semifinal against Oklahoma State (11/20), was 3-of-5 from the floor and 2-for-2 from the charity stripe against the Cowboys ... earned a place on the Legends Classic All-Tournament Team after a dazzling 22 point performance in Texas A&M's final win over Penn State (11/21), was 7-for-10 from the floor and perfect 7-of-7 from the free-throw line in 30 minutes against the Nittany Lions ... remained hot from the field against Pepperdine (11/24), scoring 15 points on 6-for-9 shooting including a 3-of-5 mark beyond the 3-point arc ... kept up hot streak in win at No. 10 USC (11/26), scoring 13 points to go along with three rebounds and a pair of assists in 23 minutes in Los Angeles ... dished out a season high seven assists against UTRGV (11/30) ... scored in double figures for the fourth time in last five games, scoring 14 points in Texas A&M's first loss of the year at Arizona (12/5) ... finished in double-digits for the fifth time in last seven games, scoring 14 points against Savannah State (12/13), made a season-high four three-point baskets ... scored 16 points, including a couple important free-throws late, against Northern Kentucky (12/19) ... notched his first career double-double with a game-high 23-point, 11-assist outing against Buffalo (12/21), the points/assists double-double is only the second of the sort for an Aggie since 2010 (joining Alex Caruso vs Vanderbilt 1/31/15 - 14 points / 10 assists) as well as the first double-digit assist game since Trocha-Morelos collected 10 against Kentucky on 3/4/17.

## PERSONAL

Born Sept. 22, 1994, in Milwaukee, Wis. ... son of LaShonda Lever and Duane Wilson, Sr. ... father of a son, Kobe, and has one brother, Josiah ... earned his degree in public relations from Marquette in 2017 and is currently pursuing his master's degree in recreation, park and tourism science.



# ISIAH JASEY

# #15

**FRESHMAN (HS) • FORWARD • 6-10 • 242 LBS.**  
**KILLEEN, TEXAS • SUNRISE CHRISTIAN [WICHITA, KAN.]**  
**MAJOR : AGRICULTURE AND LIFE SCIENCE**

SEASON HIGHS			CAREER HIGHS		
<b>PTS</b>	2	Florida (1/2/18)	<b>PTS</b>	2	Florida (1/2/18)
<b>RBS</b>	1	three times, last vs Florida (1/2/18)	<b>RBS</b>	1	three times, last vs Florida (1/2/18)
<b>AST</b>	—	—	<b>AST</b>	—	—
<b>STL</b>	—	—	<b>STL</b>	—	—
<b>BLK</b>	1	Florida (1/2/18)	<b>BLK</b>	1	Florida (1/2/18)
<b>3PM</b>	—	—	<b>3PM</b>	—	—
<b>MIN</b>	4	vs UCSB (11/17/17)	<b>MIN</b>	4	vs UCSB (11/17/17)

## 2017-18 GAME-BY-GAME STATISTICS

	Min	FG-A	Pct	3FG-A	Pct	FT-A	Pct	O-D-Tot	Avg	PF	FO	A	TO	Blk	Stl	Pts	Avg
N10 vs. West Virginia	2	0-1	.000	0-0	.000	0-0	.000	1-0-1	1.0	0	0	0	0	0	0	0	0.0
N17 UCSB	4	0-0	.000	0-0	.000	0-0	.000	0-0-0	0.5	0	0	0	0	0	0	0	0.0
N20 vs. Okla. State	1	0-0	.000	0-0	.000	0-0	.000	0-0-0	0.3	0	0	0	0	0	0	0	0.0
N21 vs. Penn State	---- DIT NOT PLAY ----																
N24 Pepperdine	---- DIT NOT PLAY ----																
N26 at USC	---- DIT NOT PLAY ----																
N30 UTRGV	3	0-0	.000	0-0	.000	0-0	.000	0-0-0	0.3	1	0	0	0	0	0	0	0.0
D5 vs. Arizona	---- DIT NOT PLAY ----																
D9 Prairie View A&M	2	0-0	.000	0-0	.000	0-0	.000	0-1-1	0.4	1	0	0	0	0	0	0	0.0
D13 Savannah State	---- DIT NOT PLAY ----																
D19 Northern Kentucky	---- DIT NOT PLAY ----																
D21 Buffalo	---- DIT NOT PLAY ----																
D30 at Alabama	2	0-0	.000	0-0	.000	0-0	.000	0-0-0	0.3	0	0	0	0	0	0	0	0.0
J2 Florida	3	1-1	1.000	0-0	.000	0-0	.000	1-0-1	0.4	1	0	0	1	1	0	2	0.3
J6 LSU	---- DIT NOT PLAY ----																
J9 at Kentucky																	
J13 at Tennessee																	
J16 Ole Miss																	
J20 Missouri																	
J23 at LSU																	
J27 at Kansas																	
J30 Arkansas																	
F3 South Carolina																	
F7 at Auburn																	
F10 Kentucky																	
F13 at Missouri																	
F17 at Arkansas																	
F20 Mississippi State																	
F24 at Vanderbilt																	
F28 at Georgia																	
M3 Alabama																	
<b>TOTALS (7 gp/ - gs)</b>	<b>17</b>	<b>1-2</b>	<b>.500</b>	<b>0-0</b>	<b>.000</b>	<b>0-0</b>	<b>.000</b>	<b>2-1-3</b>	<b>0.4</b>	<b>3</b>	<b>0</b>	<b>0</b>	<b>1</b>	<b>1</b>	<b>0</b>	<b>2</b>	<b>0.3</b>

## CAREER STATISTICS - ALL GAMES

	GP-GS	Min	Avg	FG-A	Pct	3FG-A	Pct	FT-A	Pct	O-D-Tot	Avg	PF	FO	A	TO	Blk	Stl	Pts	Avg
2017-18	7-0	17	2.4	1-2	.500	0-0	.000	0-0	.000	2-1-3	0.4	3	0	0	1	1	0	2	0.3
<b>TOTAL</b>	<b>7-0</b>	<b>17</b>	<b>2.4</b>	<b>1-2</b>	<b>.500</b>	<b>0-0</b>	<b>.000</b>	<b>0-0</b>	<b>.000</b>	<b>2-1-3</b>	<b>0.4</b>	<b>3</b>	<b>0</b>	<b>0</b>	<b>1</b>	<b>1</b>	<b>0</b>	<b>2</b>	<b>0.3</b>

## CAREER STATISTICS - SEC GAMES ONLY

	GP-GS	Min	Avg	FG-A	Pct	3FG-A	Pct	FT-A	Pct	O-D-Tot	Avg	PF	FO	A	TO	Blk	Stl	Pts	Avg
2017-18	2-0	5	2.5	1-1	1.000	0-0	.000	0-0	.000	1-0-1	0.5	1	0	0	1	1	0	2	1.0
<b>TOTAL</b>	<b>2-0</b>	<b>5</b>	<b>2.5</b>	<b>1-1</b>	<b>1.000</b>	<b>0-0</b>	<b>.000</b>	<b>0-0</b>	<b>.000</b>	<b>1-0-1</b>	<b>0.5</b>	<b>1</b>	<b>0</b>	<b>0</b>	<b>1</b>	<b>1</b>	<b>0</b>	<b>2</b>	<b>1.0</b>

### SEASON NOTES

Contributed four point, five rebounds, two blocks and two assists during exhibition win over Tarleton State (11/4).

### PERSONAL

Isiah Calvin Jasey was born Dec. 17, 1997, in Ottawa, Ontario, to parents Annie and the late Calvin Jasey ... father served in the U.S. Army ... has two brothers, Demetrius and the late Devon Labelle ... majoring in agriculture and life science.



**JUNIOR (2L) • GUARD • 5-10 • 180 LBS.**  
**DALLAS, TEXAS • SOUTH OAK CLIFF HS**  
**MAJOR : PETROLEUM ENGINEERING**

# FRANK BYERS

# #22

SEASON HIGHS				CAREER HIGHS			
<b>PTS</b>	—		—	<b>PTS</b>	2		vs Baylor (12/19/15)
<b>RBS</b>	1		vs Savannah State (12/13/17)	<b>RBS</b>	1		vs Denver (12/7/16) & Savannah State (12/13/17)
<b>AST</b>	—		—	<b>AST</b>	1		vs Auburn (2/18/18)
<b>STL</b>	—		—	<b>STL</b>	1		vs SE Louisiana (11/16/15)
<b>BLK</b>	—		—	<b>BLK</b>	—		—
<b>3PM</b>	—		—	<b>3PM</b>	—		—
<b>MIN</b>	3		vs Savannah State (12/13/17)	<b>MIN</b>	3		vs Savannah State (12/13/17)

## SEASON NOTES

Made season debut vs UCSB (11/17).

## PERSONAL

Frank Byers, Jr. is the son of Frank Byers, Sr. and Stephanie King ... born Oct. 19, 1996, in Dallas, Texas ... has two brothers, Wonya and Stephan, and two sisters, Desaree and Yasmine ... in his spare time, enjoys shooting and hanging out with friends ... plans to major in petroleum engineering.

## 2017-18 GAME-BY-GAME STATISTICS

	Min	FG-A	Pct	3FG-A	Pct	FT-A	Pct	O-D-Tot	Avg	PF	FO	A	TO	Blk	Stl	Pts	Avg
N10 vs. West Virginia									----								
N17 UCSB	1	0-0	.000	0-0	.000	0-0	.000	0-0-0	0.0	0	0	0	0	0	0	0	0.0
N20 vs. Okla. State									----								
N21 vs. Penn State									----								
N24 Pepperdine									----								
N26 at USC									----								
N30 UTRGV									----								
D5 vs. Arizona									----								
D9 Prairie View A&M	1	0-0	.000	0-0	.000	0-0	.000	0-0-0	0.0	0	0	0	0	0	0	0	0.0
D13 Savannah State	3	0-1	.000	0-1	.000	0-0	.000	1-0-1	0.3	0	0	0	0	0	0	0	0.0
D19 Northern Kentucky									----								
D21 Buffalo									----								
D30 at Alabama									----								
J2 Florida									----								
J6 LSU									----								
J9 at Kentucky																	
J13 at Tennessee																	
J16 Ole Miss																	
J20 Missouri																	
J23 at LSU																	
J27 at Kansas																	
J30 Arkansas																	
F3 South Carolina																	
F7 at Auburn																	
F10 Kentucky																	
F13 at Missouri																	
F17 at Arkansas																	
F20 Mississippi State																	
F24 at Vanderbilt																	
F28 at Georgia																	
M3 Alabama																	
<b>TOTALS (3 gp/ - gs)</b>	<b>5</b>	<b>0-1</b>	<b>.000</b>	<b>0-1</b>	<b>.000</b>	<b>0-0</b>	<b>.000</b>	<b>1-0-1</b>	<b>0.3</b>	<b>0</b>	<b>0</b>	<b>0</b>	<b>0</b>	<b>0</b>	<b>0</b>	<b>0</b>	<b>0.0</b>

## CAREER STATISTICS - ALL GAMES

	GP-GS	Min	Avg	FG-A	Pct	3FG-A	Pct	FT-A	Pct	O-D-Tot	Avg	PF	FO	A	TO	Blk	Stl	Pts	Avg
2015-16	8-0	9	1.1	1-3	.333	0-1	.000	0-1	.000	0-0-0	0.0	1	0	0	0	0	1	2	0.3
2016-17	3-0	3	1.0	0-0	.000	0-0	.000	0-0	.000	0-1-1	0.3	0	0	1	1	0	0	0	0.0
2017-18	3-0	5	1.7	0-1	.000	0-1	.000	0-0	.000	1-0-1	0.3	0	0	0	0	0	0	0	0.0
<b>TOTAL</b>	<b>14-0</b>	<b>17</b>	<b>1.2</b>	<b>1-4</b>	<b>.250</b>	<b>0-2</b>	<b>.000</b>	<b>0-1</b>	<b>.000</b>	<b>1-1-2</b>	<b>0.1</b>	<b>1</b>	<b>0</b>	<b>1</b>	<b>1</b>	<b>0</b>	<b>1</b>	<b>2</b>	<b>0.1</b>

## CAREER STATISTICS - SEC GAMES ONLY

	GP-GS	Min	Avg	FG-A	Pct	3FG-A	Pct	FT-A	Pct	O-D-Tot	Avg	PF	FO	A	TO	Blk	Stl	Pts	Avg
2015-16	4-0	5	1.3	0-1	.000	0-0	.000	0-0	.000	0-0-0	0.0	0	0	0	0	0	0	0	0.0
2016-17	1-0	1	1.0	0-0	.000	0-0	.000	0-0	.000	0-0-0	0.0	0	0	1	1	0	0	0	0.0
2017-18	—	—	—	—	—	—	—	—	—	—	—	—	—	—	—	—	—	—	—
<b>TOTAL</b>	<b>5-0</b>	<b>6</b>	<b>1.2</b>	<b>0-1</b>	<b>.000</b>	<b>0-1</b>	<b>.000</b>	<b>0-0</b>	<b>.000</b>	<b>0-0-0</b>	<b>0.0</b>	<b>0</b>	<b>0</b>	<b>1</b>	<b>1</b>	<b>0</b>	<b>0</b>	<b>0</b>	<b>0.0</b>



**FRESHMAN (HS) • GUARD • 5-9 • 167 LBS.**  
**HOUSTON, TEXAS • ST. THOMAS**  
**MAJOR : SPORT MANAGEMENT**

# CAMERON ALO

# #33

SEASON HIGHS				CAREER HIGHS			
<b>PTS</b>	—		—	<b>PTS</b>	—		—
<b>RBS</b>	—		—	<b>RBS</b>	—		—
<b>AST</b>	1	vs UCSB (11/17/17)		<b>AST</b>	1	vs UCSB (11/17/17)	
<b>STL</b>	1	vs Savannah State (12/13/17)		<b>STL</b>	1	vs Savannah State (12/13/17)	
<b>BLK</b>	—		—	<b>BLK</b>	—		—
<b>3PM</b>	—		—	<b>3PM</b>	—		—
<b>MIN</b>	1	vs Savannah State (12/13/17)		<b>MIN</b>	1	vs Savannah State (12/13/17)	

## 2017-18 GAME-BY-GAME STATISTICS

	Min	FG-A	Pct	3FG-A	Pct	FT-A	Pct	O-D-Tot	Avg	PF	FO	A	TO	Blk	Stl	Pts	Avg
N10 vs. West Virginia									----								
N17 UCSB	0+	0-0	.000	0-0	.000	0-0	.000	0-0-0	0.0	0	0	1	0	0	0	0	0.0
N20 vs. Okla. State									----								
N21 vs. Penn State									----								
N24 Pepperdine									----								
N26 at USC									----								
N30 UTRGV									----								
D5 vs. Arizona									----								
D9 Prairie View A&M									----								
D13 Savannah State	1	0-0	.000	0-0	.000	0-0	.000	0-0-0	0.0	0	0	0	0	0	1	0	0.0
D19 Northern Kentucky									----								
D21 Buffalo									----								
D30 at Alabama									----								
J2 Florida									----								
J6 LSU									----								
J9 at Kentucky																	
J13 at Tennessee																	
J16 Ole Miss																	
J20 Missouri																	
J23 at LSU																	
J27 at Kansas																	
J30 Arkansas																	
F3 South Carolina																	
F7 at Auburn																	
F10 Kentucky																	
F13 at Missouri																	
F17 at Arkansas																	
F20 Mississippi State																	
F24 at Vanderbilt																	
F28 at Georgia																	
M3 Alabama																	
<b>TOTALS (2 gp/ - gs)</b>	<b>1</b>	<b>0-0</b>	<b>.000</b>	<b>0-0</b>	<b>.000</b>	<b>0-0</b>	<b>.000</b>	<b>0-0-0</b>	<b>0.0</b>	<b>0</b>	<b>0</b>	<b>1</b>	<b>0</b>	<b>0</b>	<b>1</b>	<b>0</b>	<b>0.0</b>

## CAREER STATISTICS - ALL GAMES

	GP-GS	Min	Avg	FG-A	Pct	3FG-A	Pct	FT-A	Pct	O-D-Tot	Avg	PF	FO	A	TO	Blk	Stl	Pts	Avg
2017-18	2-0	1	0.5	0-0	.000	0-0	.000	0-0	.000	0-0-0	0.0	0	0	1	0	0	1	0	0.0
<b>TOTAL</b>	<b>2-0</b>	<b>1</b>	<b>0.5</b>	<b>0-0</b>	<b>.000</b>	<b>0-0</b>	<b>.000</b>	<b>0-0</b>	<b>.000</b>	<b>0-0-0</b>	<b>0.0</b>	<b>0</b>	<b>0</b>	<b>1</b>	<b>0</b>	<b>0</b>	<b>1</b>	<b>0</b>	<b>0.0</b>

## CAREER STATISTICS - SEC GAMES ONLY

	GP-GS	Min	Avg	FG-A	Pct	3FG-A	Pct	FT-A	Pct	O-D-Tot	Avg	PF	FO	A	TO	Blk	Stl	Pts	Avg
2017-18	—	—	—	—	—	—	—	—	—	—	—	—	—	—	—	—	—	—	—
<b>TOTAL</b>	<b>—</b>	<b>—</b>	<b>—</b>	<b>—</b>	<b>—</b>	<b>—</b>	<b>—</b>	<b>—</b>	<b>—</b>	<b>—</b>	<b>—</b>	<b>—</b>	<b>—</b>	<b>—</b>	<b>—</b>	<b>—</b>	<b>—</b>	<b>—</b>	<b>—</b>


## SEASON NOTES

Made Texas A&M debut vs UCSB (11/17).

## PERSONAL

Cameron Christian Alo was born April 24, 1998, in Houston, Texas, to parents Kenneth and Kim Alo ... has three brothers, Chris, Nick and Connor, as well as a sister, Katelyn ... enjoys watching movies in his spare time ... majoring in sport management.





**JUNIOR (2L) • CENTER • 6-10 • 264 LBS.**  
**PLANO, TEXAS • PLANO WEST HS**  
**MAJOR : UNIVERSITY STUDIES LEADERSHIP**

# TYLER DAVIS

# #34

SEASON HIGHS			CAREER HIGHS		
<b>PTS</b>	23	vs West Virginia (11/10/17)	<b>PTS</b>	25	vs A&M Corpus Christi (12/5/16) & Vanderbilt (2/16/17)
<b>RBS</b>	17	vs Savannah State (12/13/17)	<b>RBS</b>	18	at West Virginia (1/28/17)
<b>AST</b>	4	vs Buffalo (12/21/17)	<b>AST</b>	4	vs Buffalo (12/21/17)
<b>STL</b>	1	five times, last vs Buffalo (12/21/17)	<b>STL</b>	3	vs Florida (1/12/16) & UCLA (11/27/16)
<b>BLK</b>	4	vs Prairie View A&M (12/9/17)	<b>BLK</b>	4	at West Virginia (1/28/17) & Prairie View A&M (12/9/17)
<b>3PM</b>	1	four times, last vs Florida (1/2/18)	<b>3PM</b>	1	four times, last vs Florida (1/2/18)
<b>MIN</b>	37	vs Northern Kentucky (12/19/17)	<b>MIN</b>	37	vs Northern Kentucky (12/19/17)

## 2017-18 GAME-BY-GAME STATISTICS

	Min	FG-A	Pct	3FG-A	Pct	FT-A	Pct	O-D-Tot	Avg	PF	FO	A	TO	Blk	Stl	Pts	Avg
N10 vs. West Virginia *	30	10-12	.833	0-0	.000	3-3	1.000	4-9-13	13.0	2	0	0	3	1	0	23	23.0
N17 UCSB	* 27	6-8	.750	0-0	.000	2-2	1.000	1-5-6	9.5	2	0	2	3	3	1	14	18.5
N20 vs. Okla. State *	18	2-4	.500	0-0	.000	0-0	.000	0-8-8	9.0	4	0	0	2	1	0	4	13.7
N21 vs. Penn State *	28	6-9	.667	1-1	1.000	2-2	1.000	2-4-6	8.3	1	0	1	0	0	1	15	14.0
N24 Pepperdine *	29	6-11	.545	0-0	.000	4-7	.571	5-3-8	8.2	5	1	2	4	3	0	16	14.4
N26 at USC	* 28	4-11	.364	0-1	.000	2-4	.500	6-2-8	8.2	3	0	2	2	2	0	10	13.7
N30 UTRGV	* 27	6-7	.857	0-0	.000	1-7	.143	3-4-7	8.0	3	0	3	3	1	0	13	13.6
D5 vs. Arizona *	32	9-12	.750	1-2	.500	2-2	1.000	0-2-2	7.3	3	0	0	3	0	1	21	14.5
D9 Prairie View A&M *	20	4-5	.800	0-0	.000	0-1	.000	1-4-5	7.0	2	0	2	0	4	1	8	13.8
D13 Savannah State *	24	5-9	.556	0-0	.000	3-4	.750	8-9-17	8.0	1	0	2	1	1	0	13	13.7
D19 Northern Kentucky *	37	7-12	.583	0-1	.000	0-0	.000	2-8-10	8.2	3	0	3	1	3	0	14	13.7
D21 Buffalo *	31	5-13	.385	0-0	.000	6-6	1.000	4-7-11	8.4	1	0	4	3	0	1	16	13.9
D30 at Alabama *	29	6-12	.500	1-1	1.000	1-1	1.000	3-3-6	8.2	4	0	1	3	0	0	14	13.9
J2 Florida *	33	5-11	.455	1-3	.333	1-2	.500	3-4-7	8.1	0	0	1	2	2	0	12	13.8
J6 LSU *	30	8-14	.571	0-3	.000	3-5	.600	4-8-12	8.4	4	0	1	6	2	0	19	14.1
J9 at Kentucky																	
J13 at Tennessee																	
J16 Ole Miss																	
J20 Missouri																	
J23 at LSU																	
J27 at Kansas																	
J30 Arkansas																	
F3 South Carolina																	
F7 at Auburn																	
F10 Kentucky																	
F13 at Missouri																	
F17 at Arkansas																	
F20 Mississippi State																	
F24 at Vanderbilt																	
F28 at Georgia																	
M3 Alabama																	
<b>TOTALS (15 gp/ 15 gs)</b>	<b>423</b>	<b>89-150</b>	<b>.593</b>	<b>4-12</b>	<b>.333</b>	<b>30-46</b>	<b>.652</b>	<b>46-80-126</b>	<b>8.4</b>	<b>38</b>	<b>1</b>	<b>24</b>	<b>36</b>	<b>23</b>	<b>5</b>	<b>212</b>	<b>14.1</b>

## CAREER STATISTICS - ALL GAMES

	GP-GS	Min	Avg	FG-A	Pct	3FG-A	Pct	FT-A	Pct	O-D-Tot	Avg	PF	FO	A	TO	Blk	Stl	Pts	Avg
2015-16	36-34	820	22.8	150-229	.655	0-0	.000	105-168	.625	106-118-224	6.2	95	0	26	58	41	20	405	11.3
2016-17	31-31	812	26.2	166-269	.617	0-1	.000	106-153	.693	95-121-216	7.0	82	1	44	83	29	15	498	14.1
2017-18	15-15	423	28.2	89-150	.593	4-12	.333	30-46	.652	46-80-126	8.4	38	1	24	36	23	5	212	14.1
<b>TOTAL</b>	<b>82-80</b>	<b>2055</b>	<b>25.1</b>	<b>405-648</b>	<b>.625</b>	<b>4-13</b>	<b>.308</b>	<b>241-367</b>	<b>.657</b>	<b>247-319-566</b>	<b>6.9</b>	<b>215</b>	<b>2</b>	<b>94</b>	<b>177</b>	<b>93</b>	<b>40</b>	<b>1055</b>	<b>12.9</b>

## CAREER STATISTICS - SEC GAMES ONLY

	GP-GS	Min	Avg	FG-A	Pct	3FG-A	Pct	FT-A	Pct	O-D-Tot	Avg	PF	FO	A	TO	Blk	Stl	Pts	Avg
2015-16	17-17	400	23.5	63-112	.563	0-0	.000	49-75	.653	55-46-101	5.9	43	0	9	31	15	9	175	10.3
2016-17	18-18	489	27.2	91-149	.611	0-0	.000	53-71	.746	36-70-106	5.9	59	1	26	52	10	8	235	13.1
2017-18	3-3	92	30.7	19-37	.514	2-7	.286	5-8	.625	10-15-25	8.3	8	0	3	11	4	0	45	15.0
<b>TOTAL</b>	<b>38-38</b>	<b>981</b>	<b>25.8</b>	<b>173-298</b>	<b>.581</b>	<b>2-7</b>	<b>.286</b>	<b>107-154</b>	<b>.695</b>	<b>101-131-232</b>	<b>6.1</b>	<b>104</b>	<b>1</b>	<b>38</b>	<b>94</b>	<b>29</b>	<b>17</b>	<b>455</b>	<b>12.0</b>

## SEASON ACCOLADES

- Honorable Mention Preseason All-America (NBC Sports)
- Preseason Second Team All-SEC (Media)
- Preseason First Team All-SEC (Coaches)
- Kareem Abdul-Jabbar Award Watch List

## SEASON NOTES

Scored 16 points on 5-of-10 shooting against Texas (10/25) ... added seven rebounds and two steals in 29 minutes of action, led the team with a 6-for-6 tally from the free-throw line ... picked up 7th career double-double against No. 11 West Virginia in Germany, finished with 23 points, 13 rebounds and a block in 30 minutes, reached the 20 point mark for the seventh time in the Maroon & White ... scored in double-figures for second straight game, finishing with 14 points on 6-for-8 shooting in home-opener against UCSB (11/17) ... rebounded from his first game without double-digit scoring against Oklahoma State (11/20) with 15 points in Legends Class championship game in win over Penn State (11/21) ... flirted with a double-double in win over Pepperdine (11/24), scoring 16 points and hauling in eight rebounds ... scored 10 points in win at No. 10 USC (11/26), also pulled down eight rebounds, made two blocks and dished out a pair of assists in 28 minutes against the Trojans ... scored an efficient 13 points on 6-for-7 shooting against UTRGV (11/30) ... hit 20 point mark for the second time this season in the Aggies first setback of the year at Arizona (12/5) ... matched career-best four blocks against Prairie View A&M (12/9) ... flirted with a 20-20 game after registering 11 points and 11 rebounds in the first half against Savannah State (12/13), finished with season-high 17 rebounds and 13 points ... played career-high 37 minutes in win against Northern Kentucky (12/19), notching ninth career and second straight double-double ... registered third straight and 10th career double-double with 16 points and 11 rebounds against Buffalo (12/21), posted his 1,000<sup>th</sup> career point against the Bulls to become 36th member of the 1,000 point club at Texas A&M ... reached double-digit scoring for the 11th time this season, contributing 14 points on 6-of-12 shooting in SEC opener at Alabama (12/30) ... scored in double-figures for the 5th straight game this season against Florida (1/2), finished with 12 points on 5-for-11 shooting while coralling seven rebounds and making a pair of blocks in 33 minutes of action against the Gators ... led the Aggies in scoring with 19 points on an 8-for-14 shooting performance against Florida (1/6), added 12 rebounds to secure his fifth double-double of the season (11th career) while also contributing a pair of blocks against the Tigers.

## PERSONAL

Tyler Davis is the son of Deon Davis and Yvette Rubio and was born on May 22, 1997, in San Jose, Calif. ... has a brother, Logan, and two sisters, Mariah and Bria ... majoring in university studies leadership.

# ROBERT WILLIAMS

# #44



**SOPHOMORE (1L) • FORWARD • 6-10 • 240 LBS.**  
**OIL CITY, LA. • NORTH CADDO HS**  
**MAJOR : RECREATION, PARK AND TOURISM SCIENCE**

SEASON HIGHS			CAREER HIGHS		
<b>PTS</b>	21	vs Penn State (11/21/17)	<b>PTS</b>	21	vs Penn State (11/21/17)
<b>RBS</b>	16	vs Prairie View A&M (12/9/17)	<b>RBS</b>	16	vs Missouri (2/7/17) & Prairie View A&M (12/9/17)
<b>AST</b>	6	vs Pepperdine (11/24/17)	<b>AST</b>	6	vs Pepperdine (11/24/17)
<b>STL</b>	3	vs Oklahoma State (11/20/17) & Buffalo (12/21/17)	<b>STL</b>	3	three times, last vs Buffalo (12/21/17)
<b>BLK</b>	4	three times, last vs Florida (1/2/18)	<b>BLK</b>	6	vs Auburn (2/18/17)
<b>3PM</b>	—	—	<b>3PM</b>	—	—
<b>MIN</b>	34	Florida (1/2/18)	<b>MIN</b>	35	at Vanderbilt (2/16/17) & Arkansas (2/22/17)

## 2017-18 GAME-BY-GAME STATISTICS

	Min	FG-A	Pct	3FG-A	Pct	FT-A	Pct	O-D-Tot	Avg	PF	FO	A	TO	Blk	Stl	Pts	Avg
N10 vs. West Virginia									----								
N17 UCSB									----								
N20 vs. Okla. State	24	5-9	.556	0-2	.000	1-3	.333	2-9-11	11.0	3	0	2	3	2	3	11	11.0
N21 vs. Penn State	23	10-12	.833	0-0	.000	1-2	.500	3-7-10	10.5	4	0	1	2	1	1	21	16.0
N24 Pepperdine	19	2-3	.667	0-0	.000	0-0	.000	2-5-7	9.3	3	0	6	1	3	0	4	12.0
N26 at USC	* 23	2-4	.500	0-0	.000	0-1	.000	2-6-8	9.0	3	0	1	0	4	1	4	10.0
N30 UTRGV	* 25	1-1	1.000	0-0	.000	2-4	.500	2-12-14	10.0	2	0	3	0	3	0	4	8.8
D5 vs. Arizona	* 30	2-6	.333	0-1	.000	0-0	.000	2-5-7	9.5	1	0	2	2	2	2	4	8.0
D9 Prairie View A&M	* 26	4-4	1.000	0-0	.000	0-1	.000	2-14-16	10.4	2	0	2	5	4	0	8	8.0
D13 Savannah State									----								
D19 Northern Kentucky									----								
D21 Buffalo	25	1-6	.167	0-0	.000	0-0	.000	2-6-8	10.1	0	0	0	2	2	3	2	7.3
D30 at Alabama	21	5-10	.500	0-0	.000	4-7	.571	5-3-8	9.9	1	0	0	2	2	1	14	8.0
J2 Florida	* 34	5-12	.417	0-0	.000	2-2	1.000	3-8-11	10.0	1	0	2	2	4	0	12	8.4
J6 LSU									----								
J9 at Kentucky																	
J13 at Tennessee																	
J16 Ole Miss																	
J20 Missouri																	
J23 at LSU																	
J27 at Kansas																	
J30 Arkansas																	
F3 South Carolina																	
F7 at Auburn																	
F10 Kentucky																	
F13 at Missouri																	
F17 at Arkansas																	
F20 Mississippi State																	
F24 at Vanderbilt																	
F28 at Georgia																	
M3 Alabama																	
<b>TOTALS (10 gp/ 5 gs)</b>	<b>250</b>	<b>37-67</b>	<b>.552</b>	<b>0-3</b>	<b>.000</b>	<b>10-20</b>	<b>.500</b>	<b>25-75-100</b>	<b>10.0</b>	<b>20</b>	<b>0</b>	<b>19</b>	<b>19</b>	<b>27</b>	<b>11</b>	<b>84</b>	<b>8.4</b>

## CAREER STATISTICS - ALL GAMES

	GP-GS	Min	Avg	FG-A	Pct	3FG-A	Pct	FT-A	Pct	O-D-Tot	Avg	PF	FO	A	TO	Blk	Stl	Pts	Avg
2016-17	31-17	801	25.8	154-276	.558	2-18	.111	59-100	.590	94-159-253	8.2	57	2	44	54	77	21	389	11.9
2017-18	10-5	250	25.0	37-67	.552	0-3	.000	10-20	.500	25-75-100	10.0	20	0	19	19	27	11	84	8.4
<b>TOTAL</b>	<b>41-22</b>	<b>1051</b>	<b>25.6</b>	<b>191-343</b>	<b>.557</b>	<b>2-21</b>	<b>.095</b>	<b>69-120</b>	<b>.575</b>	<b>119-234-353</b>	<b>8.6</b>	<b>77</b>	<b>2</b>	<b>63</b>	<b>73</b>	<b>104</b>	<b>32</b>	<b>453</b>	<b>11.0</b>

## CAREER STATISTICS - SEC GAMES ONLY

	GP-GS	Min	Avg	FG-A	Pct	3FG-A	Pct	FT-A	Pct	O-D-Tot	Avg	PF	FO	A	TO	Blk	Stl	Pts	Avg
2016-17	18-15	505	28.1	97-179	.542	1-12	.083	37-72	.514	64-108-172	9.6	39	2	25	37	46	14	232	12.9
2017-18	2-1	55	27.5	10-22	.455	0-0	.000	6-9	.667	8-11-19	9.5	2	0	2	4	6	1	26	13.0
<b>TOTAL</b>	<b>20-16</b>	<b>560</b>	<b>28.0</b>	<b>107-201</b>	<b>.532</b>	<b>1-12</b>	<b>.083</b>	<b>43-81</b>	<b>.531</b>	<b>72-119-191</b>	<b>9.6</b>	<b>41</b>	<b>2</b>	<b>27</b>	<b>41</b>	<b>52</b>	<b>15</b>	<b>258</b>	<b>12.9</b>

## SEASON ACCOLADES

- Third Team Preseason All-American (NBC Sports)
- Preseason Co-SEC Player of the Year (Media)
- Preseason First Team All-SEC (Media)
- Preseason First Team All-SEC (Coaches)
- Karl Malone Power Forward of the Year Award Watch List
- Oscar Robertson Trophy Watch List

## SEASON NOTES

Posted a double-double (11 points / 15 rebounds) in just 22 minutes against Texas (10/25) ... has recorded a blocked shot in every contest that he has donned the Maroon & White, a nation-leading streak of 31 games ... will miss the first two regular season games of the 2017-18 season while serving a suspension for a violation of Texas A&M policy ... returned from suspension with a double-double against Oklahoma State (11/20) in Legends Classic semifinals, finished with 11 points and rebounds to go along with three steals, two blocks and two assists in 24 minutes of court time against the Cowboys ... secured Legends Classic MVP honors with second-straight double-double in the finals victory over Penn State (11/21), poured in career-high 21 points on 10-for-12 shooting and 10 rebounds, added a block, an assists and a steal in 23 minutes against the Nittany Lions ... maintained block streak with three swats against Pepperdine (11/24), dished out career-high six assists in 19 minutes against the Waves ... recorded season-high four blocks at No. 10 USC (11/26), also corralled eight rebounds in first start of the season against the Trojans ... pulled down a season-high 14 rebounds against UTRGV (11/30), also recorded a trio of assists and blocks against the Vacqueros ... matched career-best 16 rebounds against Prairie View A&M (12/9) ... continued his school-record blocked shot streak, extending the run to 40 consecutive games with a block by notching two swats at Alabama (12/30), finished with 14 points and eight rebounds ... posted his third double-double of the season and 14th of his career with a 12-point and 11-rebound outing against Florida (1/2), also swatted four Gator shots.

## PERSONAL

Robert Lee Williams was born Oct. 17, 1997, in Shreveport, La., to parents Robert and Tundra Williams ... has a sister, Brittanni ... majoring in recreation, park and tourism science.

## NUMERICAL ROSTER

	NAME	POS.	HT.	WT.	CL-EXP	HOMETOWN (HIGH SCHOOL / COLLEGE)
0	Jay Jay Chandler	G	6-4	181	Fr-HS	Katy, Texas (Cinco Ranch HS)
1	D.J. Hogg	F	6-9	220	Jr-2L	Plano, Texas (Plano West HS)
2	T.J. Starks	G	6-2	202	Fr-HS	Dallas, Texas (Lancaster HS)
3	Admon Gilder	G	6-4	199	Jr-2L	Dallas, Texas (Madison HS)
4	J.J. Caldwell	G	6-1	195	Fr-RS	Houston, Texas (SATC HomeSchool)
5	Savion Flagg	G/F	6-7	217	Fr-HS	Alvin, Texas (Alvin HS)
10	Tonny Trocha-Morelos	C	6-10	223	Sr-3L	Cartagena, Colombia (Mayor Jose Celestino Mutis)
11	Mark French	G	5-8	154	So.-1L	Plano, Texas (Prestonwood Christian Academy)
12	Chris Collins	G	6-3	178	Jr-2L	Friendswood, Texas (Friendswood HS)
13	Duane Wilson	G	6-3	180	Sr-Grad.	Milwaukee, Wis. (Dominican HS / Marquette)
15	Isiah Jasey	F	6-10	242	Fr-HS	Killeen, Texas (Sunrise Christian [Wichita, Kan.])
22	Frank Byers	G	5-10	180	Jr-2L	Dallas, Texas (South Oak Cliff HS)
24	John Walker III	F	6-9	180	Fr-HS	Houston, Texas (Marshall HS)
32	Josh Nebo	F	6-9	239	Jr-TR	Houston, Texas (Cypress Lakes / Saint Francis)
33	Cameron Alo	G	5-9	167	Fr-HS	Houston, Texas (St. Thomas)
34	Tyler Davis	C	6-10	264	Jr-2L	Plano, Texas (Plano West HS)
44	Robert Williams	F	6-10	240	So-1L	Oil City, La. (North Caddo High School)

## ALPHABETICAL ROSTER

	NAME	POS.	HT.	WT.	CL-EXP	HOMETOWN (HIGH SCHOOL / COLLEGE)
33	Cameron Alo	G	5-9	167	Fr-HS	Houston, Texas (St. Thomas)
22	Frank Byers	G	5-10	180	Jr-2L	Dallas, Texas (South Oak Cliff HS)
4	J.J. Caldwell	G	6-1	195	Fr-RS	Houston, Texas (SATC HomeSchool)
0	Jay Jay Chandler	G	6-4	181	Fr-HS	Katy, Texas (Cinco Ranch HS)
12	Chris Collins	G	6-3	178	Jr-2L	Friendswood, Texas (Friendswood HS)
34	Tyler Davis	C	6-10	264	Jr-2L	Plano, Texas (Plano West HS)
5	Savion Flagg	G/F	6-7	217	Fr-HS	Alvin, Texas (Alvin HS)
11	Mark French	G	5-8	154	So.-1L	Plano, Texas (Prestonwood Christian Academy)
3	Admon Gilder	G	6-4	199	Jr-2L	Dallas, Texas (Madison HS)
1	D.J. Hogg	F	6-9	220	Jr-2L	Plano, Texas (Plano West HS)
15	Isiah Jasey	F	6-10	242	Fr-HS	Killeen, Texas (Sunrise Christian [Wichita, Kan.])
32	Josh Nebo	F	6-9	239	Jr-TR	Houston, Texas (Cypress Lakes / Saint Francis)
2	T.J. Starks	G	6-2	202	Fr-HS	Dallas, Texas (Lancaster HS)
10	Tonny Trocha-Morelos	C	6-10	223	Sr-3L	Cartagena, Colombia (Mayor Jose Celestino Mutis)
24	John Walker III	F	6-9	180	Fr-HS	Houston, Texas (Marshall HS)
44	Robert Williams	F	6-10	240	So-1L	Oil City, La. (North Caddo High School)
13	Duane Wilson	G	6-3	180	Sr-Grad.	Milwaukee, Wis. (Dominican HS / Marquette)

## COACHING & SUPPORT STAFF

**HEAD COACH:** Billy Kennedy (Southeastern Louisiana '86), 6<sup>th</sup> season

**ASSISTANT COACH:** Amir Abdur-Rahim (SE Louisiana '04) // Isaac Chew (Avila University '98) // Ulric Maligi (Howard '06)

**SPECIAL ASSISTANT:** Don Maestri (Southern Miss '68)

**STRENGTH & CONDITIONING:** Darby Rich (Alabama '92)

**DIRECTOR OF SCOUTING & PLAYER DEVELOPMENT:** Alex Lloyd (Pomona College '06)

**STUDENT-ATHLETE DEVELOPMENT:** Barry Davis (Texas A&M '76)

**ASSISTANT ATHLETICS DIRECTOR/BASKETBALL:** Peter Warden (Texas A&M '05)

**ATHLETIC TRAINER:** Matt Doles (New Mexico '99)

### PRONUNCIATION GUIDE

Name	Pronunciation
<b>SAVION</b> Flagg	SAY-vee-on
<b>ADMON</b> Gilder	ADD-mon
D.J. <b>HOGG</b>	HOEG [rhymes with rogue]
Josh <b>NEBO</b>	NEE-bow
<b>TONNY TROCHA-MORELOS</b>	Tony TRO-sha Mor-AY-los

## AGGIES BY CLASS

<b>SENIORS</b> .....	2
	Tonny Trocha-Morelos Duane Wilson
<b>JUNIORS</b> .....	6
	Frank Byers Chris Collins Tyler Davis Admon Gilder D.J. Hogg Josh Nebo
<b>SOPHOMORES</b> .....	2
	Mark French Robert Williams
<b>REDSHIRT FRESHMEN</b> .....	1
	J.J. Caldwell
<b>FRESHMEN</b> .....	6
	Cameron Alo Jay Jay Chandler Savion Flagg Isiah Jasey T.J. Starks John Walker III

## AGGIES BY HEIGHT

6'10" .....	Tyler Davis / Isiah Jasey / Tonny Trocha-Morelos / Robert Williams
6'9" .....	D.J. Hogg / Josh Nebo / John Walker III
6'7" .....	Savion Flagg
6'4" .....	Jay Jay Chandler / Admon Gilder
6'3" .....	Duane Wilson
6'2" .....	Chris Collins / T.J. Starks
6'1" .....	J.J. Caldwell
5'10" .....	Frank Byers
5'9" .....	Cameron Alo
5'8" .....	Mark French

## AGGIES BY STATE

<b>TEXAS</b> .....	14
	Cameron Alo (Houston) Frank Byers (Dallas) J.J. Caldwell (Houston) Jay Jay Chandler (Katy) Chris Collins (Friendswood) Tyler Davis (Plano) Savion Flagg (Alvin) Mark French (Plano) Admon Gilder (Dallas) D.J. Hogg (Plano) Isiah Jasey (Killeen) Josh Nebo (Houston) T.J. Starks (Dallas) John Walker III (Houston)
<b>LOUISIANA</b> .....	1
	Robert Williams (Oil City)
<b>WISCONSIN</b> .....	1
	Duane Wilson (Milwaukee)

## INTERNATIONAL AGGIES


<b>COLOMBIA</b> .....	1
	Tonny Trocha-Morelos (Cartagena)

- RADIO-TV ROSTER -  
**TEXAS A&M BASKETBALL**



**Jay Jay Chandler**

**0** 6-4 • 181 • Fr-**HS**  
 Katy, Texas



**D.J. Hogg**

**1** 6-9 • 220 • Jr-**2L**  
 Plano, Texas



**T.J. Starks**

**2** 6-2 • 202 • Fr-**HS**  
 Dallas, Texas



**Admon Gilder**

**3** 6-4 • 199 • Jr-**2L**  
 Dallas, Texas



**J.J. Caldwell**

**4** 6-1 • 195 • Fr-**RS**  
 Houston, Texas



**Savion Flagg**

**5** 6-7 • 217 • Fr-**HS**  
 Alvin, Texas



**Tonny Trocha-Morelos**

**10** 6-10 • 223 • Sr-**3L**  
 Cartagena, Colombia



**Mark French**

**11** 5-8 • 154 • So-**1L**  
 Plano, Texas



**Chris Collins**

**12** 6-3 • 178 • Jr-**2L**  
 Friendswood, Texas



**Duane Wilson**

**13** 6-3 • 180 • Sr Grad-**(TR)**  
 Milwaukee, Wis.



**Isiah Jasey**

**15** 6-10 • 242 • Fr-**HS**  
 Killeen, Texas



**Frank Byers**

**22** 5-10 • 180 • Jr-**2L**  
 Dallas, Texas




**John Walker III**

**24** 6-9 • 180 • Fr-**HS**  
 Houston, Texas



**Josh Nebo**

**32** 6-9 • 239 • Jr-**TR**  
 Houston, Texas



**Cameron Alo**

**33** 5-9 • 167 • Fr-**HS**  
 Houston, Texas



**Tyler Davis**

**34** 6-10 • 264 • Jr-**2L**  
 Plano, Texas



**Robert Williams**

**44** 6-10 • 240 • So-**1L**  
 Oil City, La.



**Billy Kennedy**

**Head Coach**  
 7<sup>th</sup> Season

**PRONUNCIATION GUIDE**

Name	Pronunciation
<b>SAVION</b> Flagg	SAY-vee-on
<b>ADMON</b> Gilder	ADD-mon
D.J. <b>HOGG</b>	HOEG [rhymes with rogue]
Josh <b>NEBO</b>	NEE-bow
<b>TONNY TROCHA-MORELOS</b>	Tony TRO-sha Mor-AY-las