

KENTUCKY

#RV/RV Texas A&M (11-4, 0-3) at #21/20 KENTUCKY (12-3, 2-1)

Tuesday, Jan. 9 • 7 p.m. ET • Rupp Arena (23,000) • Lexington, Ky.

#TAMUvsUK • @KentuckyMBB

SCHEDULE

OVERALL: 12-3 | SEC: 2-1

Home: 10-0 | Away: 1-1 | Neutral: 1-2

October

Fri. 27	^THOMAS MORE	SEC	W, 103-61
Mon. 30	^MOREHEAD STATE ¹	-	W, 92-67

November

Fri. 3	^CENTRE COLLEGE	SEC	W, 106-63
Fri. 10	UTAH VALLEY	SEC	W, 73-63
Sun. 12	VERMONT	ESPN	W, 73-69
Tues. 14	#4/3 Kansas ²	ESPN	L, 65-61
Fri. 17	ETSU ³	SEC	W, 78-61
Mon. 20	TROY ³	SEC	W, 70-62
Wed. 22	FORT WAYNE ³	SEC	W, 86-67
Sun. 26	UIC ³	SEC	W, 107-73

December

Sat. 2	HARVARD	ESPN	W, 79-70
Sat. 9	Monmouth ⁴	ESPNU	W, 93-76
Sat. 16	RV/RV VIRGINIA TECH	ESPN2	W, 93-86
Sat. 23	UCLA ⁵	CBS	L, 83-75
Fri. 29	RV/RV LOUISVILLE	CBS	W, 90-61
Sun. 31	GEORGIA*	ESPN	W, 66-61

January

Wed. 3	at LSU*	SEC	W, 74-71
Sat. 6	at #23/22 Tennessee*	SEC	L, 76-65
Tue. 9	vs. RV/RV TEXAS A&M*	ESPN	7 p.m.
Sat. 13	at Vanderbilt*	ESPN	4 p.m.
Tue. 16	at South Carolina*	ESPN	9 p.m.
Sat. 20	FLORIDA*	ESPN	8:15 p.m.
Tue. 23	MISSISSIPPI STATE*	ESPN	9 p.m.
Sat. 27	at West Virginia ⁶	ESPN	4:30/7 p.m.
Tue. 30	VANDERBILT*	ESPN	9 p.m.

February

Sat. 3	at Missouri*	CBS	2 p.m.
Tue. 6	TENNESSEE*	ESPN	7 p.m.
Sat. 10	at Texas A&M*	ESPN/2	4/6/8 p.m.
Wed. 14	at Auburn*	ESPN2	9 p.m.
Sat. 17	ALABAMA*	CBS	2 p.m.
Tue. 20	at Arkansas*	ESPN	9 p.m.
Sat. 24	MISSOURI*	ESPN/2	6/8 p.m.
Wed. 28	OLE MISS*	ESPN2	7 p.m.

March

Sat. 3	at Florida*	CBS	Noon
	7-11 ⁷ SEC Tournament	SEC/ESPN	TBA

All times Eastern | *SEC conference game | HOME GAMES IN CAPS
¹Exhibition | ²Kentucky Cares Classic (Rupp Arena | Lexington, Ky.) |
³Champions Classic (United Center | Chicago) | ⁴Adolph Rupp Classic (Rupp Arena | Lexington, Ky.) | ⁵Citi Hoops Classic (Madison Square Garden | New York) | ⁶CBS Sports Classic (Smoothie King Arena | New Orleans) | ⁷SEC/Big 12 Challenge (WVU Coliseum | Morgantown, W.Va.) | ⁸SEC Tournament (Scottrade Center | St. Louis)

Broadcast Information

TV	ESPN	UK SPORTS NETWORK	
Dan Shulman, play-by-play			
Jay Bilas, analyst		Tom Leach, play-by-play	
Laura Rutledge, sideline		Mike Pratt, analyst	

SATELLITE RADIO
 Sirius channel 138 | XM channel 191 | Internet channel N/A

Starters Last Game



0

Quade Green

6-0 • 180 • Guard
 Philadelphia | Neumann-Goretti

Scored in double figures in four of the last six games | Averaging 10.7 points and 3.4 assists per game | Four-time high school state champion



3

Hamidou Diallo

6-5 • 198 • Guard
 Queens, N.Y. | Putnam Science Academy

Logging 13.7 points and 4.9 rebounds a game | Scored in double figures in 10 games | Preseason watch list for Wooden, Naismith and Oscar Robertson Trophy awards



4

Nick Richards

6-11 • 240 • Forward
 Kingston, Jamaica | The Patrick School

Breakout game with 25 points and 15 rebounds vs. Fort Wayne | Averaging 7.3 points and 5.8 rebounds | Tied for team lead with 1.4 blocks per game



5

Kevin Knox

6-9 • 215 • Forward
 Tampa, Fla. | Tampa Catholic

Leading UK with 14.0 points and 5.9 rebounds a game | Scored 20 or more points in four games | Preseason watch list for Wooden, Naismith and Oscar Robertson Trophy



25

PJ Washington

6-7 • 236 • Forward
 Dallas | Findlay Prep

Averaging 13.4 points over last seven games | Lost 15 pounds over a two-week period prior to Monmouth game | Averaging 10.7 points and 5.1 boards a game

Need to Know

- With a win over UIC, John Calipari earned his 700th on-court win as a collegiate head coach. He is the fourth-fastest coach to 700 wins
- This Kentucky team is considered the least experienced team in the history of Ken Pomeroy's experience rankings
- Since the SEC's inception in 1932-33, the Wildcats have been the most dominant team in the league, recording a 974-271 mark (.782) in regular-season conference play
- Before the season began, UK was picked to win its 49th SEC regular-season crown. UK has won five SEC regular-season titles under Calipari, including three straight
- Kentucky is in the middle of playing four of five games on the road. Tuesday's game vs. Texas A&M is its lone home game in that stretch
- UK is 40-8 under Coach Calipari following a loss, including 2-0 this season
- Kentucky has won three in a row against Texas A&M and four of the last seven meetings have gone to OT

Last Time Out

- Kentucky fell at Tennessee on Saturday 76-65
- It marked the third consecutive loss for the Cats in Knoxville, Tennessee, and the fourth in their last five trips
- PJ Washington scored 13 points, including 11 in the first half, and Wenyen Gabriel had 11. Washington endured leg cramps that kept him out over the final 12 minutes of play and Gabriel fouled out with a little more than 10 minutes to go
- Quade Green led the Wildcats in scoring with 14 points, including hitting a career-high-tying three 3-pointers
- UK led 37-29 at the break, marking the first time this season the Wildcats lost after having the halftime lead
- Tennessee was 18 of 24 from the free-throw line. Both numbers are season highs for a UK opponent this season
- UK was 8 of 25 on 3-pointers. UK had limited its last three opponents to 11 of 70 from 3-point range

The Basics

Series Breakdown

Overall - UK leads 8-3
 In Lexington, Ky. - UK leads 4-2
 Calipari vs. TAMU - 7-2
 Kennedy vs. UK - 2-6
 Current UK Streak - Won 3



John Calipari

Overall Record: 664-194
 Record at UK: 261-56
 Overall Seasons: 26th
 At UK: Ninth

Billy Kennedy

Overall Record: 337-268
 Record at TAMU: 126-89
 Overall Seasons: 20th
 At TAMU: Seventh

By the Numbers

2,249 UK all-time wins, NCAA leader

40-8 UK's record following a loss under Coach Cal

19.43 Average age of UK's roster to start season

5 Regular-season SEC titles under Calipari

Tale of the Tape

UK	STAT	TAMU
78.9	Points PG	78.0
69.6	Opp. Points PG	66.9
39.2	Rebounds PG	44.2
15.3	Assists PG	17.5
5.6	Blocks PG	6.3
6.7	Steals PG	6.3
.483	FG Pct.	.460
.367	3-Pt FG Pct.	.339
.686	FT Pct.	.715
.406	Opp. FG Pct.	.379
.296	Opp. 3-Pt FG Pct.	.305

LEADERS

Points Per Game

UK - Kevin Knox (14.0)
 TAMU - D.J. Hogg (14.4)

Rebounds Per Game

UK - Kevin Knox (5.9)
 TAMU - Robert Williams (10.0)

Assists Per Game

UK - Shai Gilgeous-Alexander (4.3)
 TAMU - Duane Wilson (4.5)

Steals Per Game

UK - Shai Gilgeous-Alexander (2.3)
 TAMU - Admon Gilder (1.3)

Blocks Per Game

UK - Richards/Gabriel (1.3)
 TAMU - Robert Williams (2.7)

3-Pointers

UK - Kevin Knox (21)
 TAMU - D.J. Hogg (35)

Field-Goal Percentage

UK - Nick Richards (.632)
 TAMU - Tyler Davis (.593)

Free-Throw Percentage

UK - Shai Gilgeous-Alexander (.865)
 TAMU - Duane Wilson (.864)

3-Point Field-Goal Percentage

UK - Wenyen Gabriel (.459)
 TAMU - D.J. Hogg (.479)



TV CHART



0 GUARD
Quade Green
 6-0 | 180 | Freshman
 Philadelphia | Neumann-Goretti
 @Q_Green1
 @q_boogi



1 FORWARD
Sacha Killeya-Jones
 6-10 | 221 | Sophomore
 Chapel Hill, N.C. | Virginia Episcopal
 @SKJ
 @the_skj



2 FORWARD
Jarred Vanderbilt
 6-9 | 214 | Freshman
 Houston | Victory Prep
 @JVando
 @jvando_



3 GUARD
Hamidou Diallo
 6-5 | 198 | RS-Freshman
 Queens, N.Y. | Putnam Science Acad.
 @hamidoudiallo
 @hami.diallo



4 FORWARD
Nick Richards
 6-11 | 240 | Freshman
 Kingston, Jamaica | The Patrick School
 @iamnickrichards
 @nickrichards_




5 FORWARD
Kevin Knox
 6-9 | 215 | Freshman
 Tampa, Fla. | Tampa Catholic
 @KevKnox
 @kknox_23



10 GUARD
Jonny David
 6-2 | 183 | Junior
 Pittsburgh | Mt. Lebanon
 @JonnyDavid
 @jdavid010



12 GUARD
Brad Calipari
 6-0 | 176 | Sophomore
 Franklin Lakes, N.J. | MacDuffie School
 @bradcalipari
 @brad.calipari



13 GUARD
Jemarl Baker
 6-4 | 182 | Freshman
 Menifee, Calif. | Eleanor Roosevelt
 @jemarlbakerjr
 @_jeyb3



14 FORWARD
Tai Wynyard
 6-10 | 250 | RS-Sophomore
 Auckland, New Zealand | Rangitoto College
 @taiwynyard
 @taiwynyard



22 GUARD
Shai Gilgeous-Alexander
 6-6 | 180 | Freshman
 Hamilton, Canada | Hamilton Heights
 @shaigalex
 @sav_shai2



25 FORWARD
PJ Washington
 6-7 | 236 | Freshman
 Dallas | Findlay Prep
 @PJWashington
 @pj_washington



30 GUARD
Dillon Pulliam
 6-3 | 195 | RS-Junior
 Cynthia, Ky. | Transylvania Univ.
 @dillonpulliam30
 @dillon_pulliam



32 FORWARD
Wenyen Gabriel
 6-9 | 205 | Sophomore
 Manchester, N.H. | Wilbraham & Monson Acad.
 @WenyenGabriel
 @wenyengabriel




JOHN CALIPARI
Head Coach
 Ninth season at UK
 @UKCoachCalipari
 @UKCoachCalipari




KENNY PAYNE
Assoc. Head Coach
 Eighth season at UK
 Fourth season as associate HC



TONY BARBEE
Assistant Coach
 Fourth season at UK
 Third season as assistant



JOEL JUSTUS
Assistant Coach
 Fourth season at UK
 Second season as assistant



JOHN ROBIC
Special Assistant
 Ninth season at UK
 Second season as special asst.

Roster

ALPHABETICAL						
NO.	NAME	POS.	HT.	WT.	CL.	HOMETOWN (PREVIOUS SCHOOL)
13	Jemarl Baker	G	6-4	182	Fr.	Menifee, Calif. (Eleanor Roosevelt)
12	Brad Calipari	G	6-0	176	So.	Franklin Lakes, N.J. (MacDuffie School)
10	Jonny David	G	6-2	183	Jr.	Pittsburgh (Mt. Lebanon)
3	Hamidou Diallo	G	6-5	198	RS Fr.	Queens, N.Y. (Putnam Science Academy)
32	Wenyen Gabriel	F	6-9	205	So.	Manchester, N.H. (Wilbraham & Monson Academy)
22	Shai Gilgeous-Alexander	G	6-6	180	Fr.	Hamilton, Canada (Hamilton Heights)
0	Quade Green	G	6-0	180	Fr.	Philadelphia (Neumann-Goretti)
1	Sacha Killeya-Jones	F	6-10	221	So.	Chapel Hill, N.C. (Virginia Episcopal)
5	Kevin Knox	F	6-9	215	Fr.	Tampa, Fla. (Tampa Catholic)
30	Dillon Pulliam	G	6-3	195	RS Jr.	Cynthiana, Ky. (Transylvania University)
4	Nick Richards	F	6-11	240	Fr.	Kingston, Jamaica (The Patrick School)
2	Jarred Vanderbilt	F	6-9	214	Fr.	Houston (Victory Prep Academy)
25	PJ Washington	F	6-7	236	Fr.	Dallas (Findlay Prep)
14	Tai Wynyard	F	6-10	250	RS So.	Auckland, New Zealand (Rangitoto College)
Head Coach: John Calipari (Clarion, 1982)						
Associate Head Coach: Kenny Payne (Louisville, 2003)						
Assistant Coaches: Tony Barbee (UMass, 1993)						
Joel Justus (UNC Wilmington, 2004)						
Special Asst. to the Head Coach: John Robic (Denison, 1986)						
Assoc. AD/Basketball Operations: Chris Woolard (UCLA, 1997)						
Director of Basketball Admin.: Will Barton (Kentucky, 2013)						
Strength Coach: Robert Harris (Kentucky State, 2009)						
Athletic Trainer: Chris Simmons (Memphis, 2002)						
Equipment Manager: Mark Evans (Kentucky, 2013)						

Pronunciation Guide

JEMARL Baker (Jamal)

HAMIDOU DIALLO (HA-muh-dew) (dee-AH-low)

Brad/John CALIPARI (cal-uh-PEAR-ee)

WENYEN Gabriel (WHEN-yen)

SHAI GILGEOUS-Alexander (shay) (GILL-juss)

QUADE Green (KWAH-day)

SACHA KILLEYA-Jones (SAH-shuh) (kuh-LEE-uh)

TAI WYNYARD (tie) (WIN-yard)



POLLS, STATS, MEDIA INFO

Weekly Media Schedule

all times ET

9 Tue vs. Texas A&M 7 p.m. ESPN	10 Wed Player off day First day of spring semester	11 Thur Practice 2:30 p.m.	12 Fri Practice 2:30 p.m. Media availability TBD Travel day	13 Sat at Vanderbilt 4 p.m. ESPN	14 Sun Practice 5 p.m.	15 Mon Practice: 2 p.m. Media availability TBD
--	---	--------------------------------------	--	---	----------------------------------	--

UK Media Relations Staff



Eric Lindsey

Associate Media Relations Director
Cell - 859.619.0944
Email - eric.lindsey@uky.edu



Deb Moore

Associate Media Relations Director
Cell - 859.559.5781
Email - deb.moore@uky.edu



Jake Most

Assistant Media Relations Director
Cell - 516.996.3229
Email - jake.most@uky.edu

Media Information

CREDENTIAL REQUESTS

Requests for single-game credentials should be made as far in advance as possible and no later than five days prior to game day online at sportssystem.com/Kentucky.

CREDENTIAL CRITERIA

The University of Kentucky's decision to issue credentials to a media outlet for the purposes of covering a UK basketball home or away event is determined by a variety of factors. They include the following:

- Amount of coverage given to Kentucky throughout the season
- Intention/ability to cover all 22 sports at Kentucky
- Distribution/size of publication: free, subscription, sale on newsstands, website traffic, etc.
- Radio or TV station program format and size of audience
- Length of existence of the publication, amount of original copy generated, number of full-time employees of the publication and the journalistic experience of the reporter(s)
- Attendance at Kentucky media sessions, including Olympic sport opportunities
- Space availability
- Professionalism, which includes but is not limited to conduct at games, press conferences, practices, on social media, etc.

The University of Kentucky has the right to revoke credentials under its own discretion.

GENERAL INTERVIEW POLICIES

All interviews with University of Kentucky basketball players or staff members must be arranged through the Media Relations office. Media should never contact a player or coach directly.

The Wildcat Coal Lodge, dormitories, team locker rooms and other team quarters are private team areas. Media members are not permitted in these areas unless accompanied by appropriate university personnel.

PRACTICE/PRESS CONFERENCES

Other than announced exceptions, UK basketball practices are closed to the media. UK will accept requests to attend practice. All requests must be made by 10 a.m. on the day of the practice. In cases in which practices are open to the media, no cell phones are allowed in the practice facility.

Player interviews are conducted prior to practices the day before a game and will be available to all UK media in the Memorial Coliseum media room. UK will accept requests for player interviews, but they must be submitted 24 hours prior to the scheduled availability.

Coach John Calipari or an assistant coach will meet with members of the media immediately following player interviews in the Memorial Coliseum media room.

Gameday shoot-arounds are closed to the media.

TELEPHONE PLAYER INTERVIEWS

Telephone interviews are available to the media on a call-back basis. Individual player and coach telephone numbers will not be given to members of the media.

Players are instructed not to conduct interviews when contacted directly by telephone. The UK Media Relations office will arrange for telephone interviews at a time most convenient for the student-athlete.

Other special requests are handled on a case-by-case basis.

POSTGAME INTERVIEWS

Following each game, there is a 20-minute cooling-off period, during which time the players shower and dress. Approximately 10 minutes after the game ends, Coach Calipari conducts his postgame press conference while a player is taken to the UK Sports Network.

Following Coach Calipari's press conference and the cooling-off period, selected UK players are brought to the media interview room.

The Polls

Associated Press Top 25 Jan. 8

1. Villanova (52)
2. West Virginia (12)
3. Virginia (1)
4. Michigan State
5. Wichita State
6. Purdue
7. Duke
8. Texas Tech
9. Oklahoma
10. Xavier
11. Arizona State
12. Kansas
13. Seton Hall
14. Cincinnati
15. Gonzaga
16. TCU
17. Arizona
18. Miami (FL)
19. Clemson
20. North Carolina
21. Kentucky
22. Auburn
23. Florida State
24. Tennessee
25. Creighton

Receiving Votes: Notre Dame, Florida, Texas A&M, Ohio State, Rhode Island, Michigan, Baylor, Nevada, New Mexico State, Georgia, Arkansas

USA Today Coaches Poll Jan. 8

1. Villanova (27)
2. West Virginia (4)
3. Virginia
4. Michigan State
5. Wichita State
6. Duke
7. Purdue
8. Texas Tech
9. Oklahoma
10. Xavier
11. Arizona State
12. Kansas
13. Cincinnati
14. Gonzaga
15. Seton Hall
16. TCU
17. Clemson
18. North Carolina
19. Miami (FL)
20. Kentucky
21. Arizona
22. Creighton
23. Tennessee
24. Auburn
25. Notre Dame

Receiving Votes: Florida State, Texas A&M, Florida, Baylor, Saint Mary's, Arkansas, Michigan, Ohio State, Nevada, Rhode Island, New Mexico State, Mississippi State, UCLA, Boise State

Kentucky Week by Week

Preseason	5/4
Nov. 13	7/4
Nov. 20	8/8
Nov. 27	7/7
Dec. 4	8/7
Dec. 11	8/5
Dec. 18	7/6
Dec. 25	16/15
Jan. 1	17/14

Jan. 8	21/20
Jan. 15	
Jan. 22	
Jan. 29	
Feb. 5	
Feb. 12	
Feb. 19	
Feb. 26	
March 5	
March 12	
Postseason	

SEC Standings (Through Jan. 6)

Team	SEC Record	Overall Record	Games Back
Florida	3-0 (1.000)	11-4 (.733)	0.0
Auburn	2-0 (1.000)	14-1 (.933)	0.5
Georgia	2-1 (.667)	11-3 (.786)	1.0
Kentucky	2-1 (.667)	12-3 (.800)	1.0
Ole Miss	2-1 (.667)	9-6 (.600)	1.0
LSU	1-1 (.500)	10-4 (.714)	1.5
Mississippi State	1-1 (.500)	13-2 (.867)	1.5
Missouri	1-1 (.500)	11-4 (.733)	1.5
Alabama	1-2 (.333)	9-6 (.600)	2.0
Arkansas	1-2 (.333)	11-4 (.733)	2.0
South Carolina	1-2 (.333)	10-5 (.667)	2.0
Tennessee	1-2 (.333)	10-4 (.714)	2.0
Vanderbilt	1-2 (.333)	6-9 (.400)	2.0
Texas A&M	0-3 (.000)	11-4 (.733)	3.0

UK in the Rankings

Team Rankings (Through Jan. 6)

Category	Stat	SEC (NCAA)
Scoring	78.9	7th (86th)
Scoring Defense	69.6	6th (109th)
Scoring Margin	+9.3	8th (79th)
Free Throw %	.686	11th (248th)
Field Goal %	.483	4th (45th)
Field Goal % Def.	.406	7th (57th)
3-Point FG %	.367	7th (110th)
3-Point FG % Def.	.296	1st (13th)
Rebounding Off.	39.2	5th (53rd)
Rebounding Def.	33.9	6th (N/A)
Rebounding Margin	+5.3	7th (63rd)
Blocks Per Game	5.6	5th (21st)
Assists Per Game	15.3	17th (97th)
Steals Per Game	6.7	9th (149th)
Turnover Margin	-0.8	10th (242nd)
Assist/TO Ratio	1.1	8th (162nd)
Off. Rebs. Per Game	12.2	15th (60th)
Def. Rebs. Per Game	27.0	7th (95th)
Def. Rebound %	.691	11th (N/A)
Off. Rebound %	.358	3rd (N/A)
3-Point FG Per Game	5.4	14th (330th)

Individual Rankings

Category/Player	Stat	SEC (NCAA)
Assists/Gilgeous-Alexander	4.3	7th (131st)
Def. Rebounds/Knox	5.1	8th (197th)
Double-Doubles/Knox	2	110th (234th)
FT Pct./Gilgeous-Alexander	.865	6th (66th)
Minutes/Knox	32.9	1st (229th)
Points/Knox	14.0	19th
Points/Diallo	13.7	20th
Steals/Gilgeous-Alexander	2.3	2nd (24th)

Upcoming in the SEC

Jan. 9-16

Contest	Time	TV Network
Tuesday, Jan. 9		
South Carolina at Alabama	7 p.m.	SEC Network
Texas A&M at Kentucky	7 p.m.	ESPN
Tennessee at Vanderbilt	9 p.m.	SEC Network
Ole Miss at Auburn	9 p.m.	ESPNU
Wednesday, Jan. 10		
Mississippi State at Florida	7 p.m.	SEC Network
Georgia at Missouri	9 p.m.	ESPN2
LSU at Arkansas	9 p.m.	SEC Network
Saturday, Jan. 13		
Florida at Ole Miss	1 p.m.	CBS
South Carolina at Georgia	1 p.m.	SEC Network
Auburn at Mississippi State	3:30 p.m.	SEC Network
Kentucky at Vanderbilt	4 p.m.	ESPN
Texas A&M at Tennessee	6 p.m.	SEC Network
Missouri at Arkansas	6 p.m.	ESPN2
Alabama at LSU	8:30 p.m.	SEC Network
Tuesday, Jan. 16		
Georgia at LSU	7 p.m.	ESPNU
Vanderbilt at Mississippi State	7 p.m.	SEC Network
Ole Miss at Texas A&M	9 p.m.	SEC Network
Kentucky at South Carolina	9 p.m.	ESPN

All times Eastern



NOTES

Honoring the Cats

Hamidou Diallo

- SEC Freshman of the Week (Dec. 18)
- John R. Wooden Award Preseason Top 50
- Naismith Trophy Preseason Watch List
- Oscar Robertson Trophy Preseason Watch List
- Preseason All-SEC First Team (Media)
- Preseason All-SEC Second Team (Coaches)
- Jerry West Award Preseason Watch List
- Blue Ribbon College Basketball Yearbook Preseason All-American Fourth Team

Shai Gilgeous-Alexander

- Bluegrass Sports Commission MVP of Kentucky-Louisville game
- NetScouts International Player of the Week on Jan. 2

Kevin Knox

- John R. Wooden Award Preseason Top 50
- Naismith Trophy Preseason Watch List
- Oscar Robertson Trophy Preseason Watch List
- Preseason All-SEC First Team (Coaches)
- Preseason All-SEC Second Team (Media)
- Julius Erving Award Preseason Watch List

Nick Richards

- Kareem Abdul-Jabbar Award Preseason Watch List

PJ Washington

- Karl Malone Award Preseason Watch List

Tracking the Cats

Charges Drawn

- Shai Gilgeous-Alexander - 1
- Wenyen Gabriel - 1
- Quade Green - 1
- Nick Richards - 1

First Sub

- Sacha Killieya-Jones - 9
- Shai Gilgeous-Alexander - 7
- Wenyen Gabriel - 6
- Quade Green - 1
- Tai Wynyard - 1

Shot-Clock Violations

- Forced by Kentucky - 10
- Forced by Opponent - 5

Traditional 3-Point Plays

- Hamidou Diallo - 8
- Shai Gilgeous-Alexander - 5
- PJ Washington - 5
- Kevin Knox - 4
- Nick Richards - 1

Clutch Free Throws

Free-throw totals during a single-digit game with 5:00 to play or OT:

Player	FTs (Pct.)
Quade Green	5-6 (.833)
Shai Gilgeous-Alexander	3-4 (.750)
Kevin Knox	3-5 (.600)
PJ Washington	6-12 (.500)
Wenyen Gabriel	1-2 (.500)
Hamidou Diallo	1-7 (.143)
Kentucky	19-36 (.528)

Paint Rupp Blue and White

Adding to one of the best home-court advantages in college basketball, one side of Rupp Arena will be painted blue and the other white on Tuesday, as fans are being asked to wear colors based on the section they will sit in for Kentucky's game vs. Texas A&M.

The lower level sections from 22 to 40 will wear white, while 23 to 39 will wear blue. In the upper sections, half of 223 and 240 will wear white and the other blue depending on which side of the arena you fill into. Section 224 to 238 are supposed to don blue, while 221 to 241 will be in white.

Tuesday's game, which will tip off at 7 p.m., will pit two of the preseason favorites to win the Southeastern Conference. Texas A&M started the season 11-1 to move into the top five of the Associated Press Top 25, but the Aggies (11-4, 0-3 SEC) have lost three straight as they have dealt with injuries and suspensions.

No. 23/22 Tennessee Outlasts No. 17/14 Kentucky in Knoxville

Facing its second straight road test of the season, Kentucky appeared poised to continue its early season conference momentum.

PJ Washington looked unstoppable in the first half, Wenyen Gabriel was raising 3-pointers and Kentucky looked fairly in control in establishing a 37-29 lead despite battling various illnesses within the team throughout the week.

But then Washington started cramping in his legs early in the second half, Gabriel got into foul trouble and UK's toughness began to crack as Tennessee started making shots.

Despite the strong first halves from Washington and Gabriel and Quade Green's 14 points, No. 17/14 Kentucky lost at No. 23/22 Tennessee 76-65 on Saturday night at Thompson-Boling Arena. The Volunteers outscored the Wildcats 47-28 after halftime, the largest margin of victory in a second half during the John Calipari era at Kentucky, to deliver UK its third straight loss at Tennessee and its fourth in its last five games.

The Wildcats (12-3, 2-1 Southeastern Conference) have now lost five games in Thompson-Boling Arena under Calipari. No other team Calipari has faced can claim more than three victories on its home court during his time at UK.

The Wildcats connected on 46.2 percent (24 of 52) of their shots, while the Volunteers hit 45.5 percent (25 of 55) of their field-goal attempts. Kentucky was 7 of 19 from behind the arc, while Tennessee hit 8 of 22 from long range.

Kentucky outscored Tennessee 32-30 in the paint, and the Wildcats held the advantage in bench points 18-17. The game was tight early before Kentucky went on a 7-0 run to open a 16-9 lead. Tennessee scored the next six points to cut the lead to one, but Kentucky answered by scoring the next eight points to establish a 24-15 advantage.

Tennessee (10-4, 1-2 SEC) was able to get within one, 28-27, before Kentucky finished the half on a 9-2 run to take a 37-29 lead into the break. Washington had 11 points, a career-high three steals and two blocks in the first half alone for the Wildcats.

In the second half, the Vols put together a 10-2 run to tie the game at 39 apiece. The teams would trade leads and be tied for the next few minutes, and the game was even, 47-47, with 13:57 left. That's when Tennessee went on a decisive 13-3 run to take a 60-50 lead with 8:15 remaining. Without Washington (cramps) and Gabriel (fouled out) for much of the second half, UK had no answer.

Kentucky was able to get within seven on two occasions, the last coming when Knox hit a pair of free throws with 5:37 left in the game. However, the Wildcats would get no closer.

Tennessee's Admiral Schofield led all scorers with 20 points.

NOTABLES:

- UK lost its first game of the season when leading at the break. UK was ahead 37-29
- Tennessee made 8 of 25 3-pointers. UK had limited its last three opponents to 11 of 70 from 3-point range
- Kentucky grabbed a season-low 30 rebounds
- UK committed a season-high-tying 23 fouls
- The Wildcats attempted a season-low 52 field goals
- Tennessee went 18 of 22 from the free-throw line. Both outputs were season highs by a UK opponent
- Green's team-high 14 points came on a career-high-tying three 3-pointers
- Nick Richards had nine points and eight boards. His nine points were the most since scoring 10 against Monmouth in mid December

Bounce Back

The Wildcats don't lose very often during the John Calipari era, but when they do, they almost always bounce back.

UK improved to 40-8 under Calipari following a loss after a victory over Louisville that followed a setback vs. UCLA. Kentucky's back-to-back losses to Kansas and Tennessee in 2016-17 were its first since also losing back-to-back games at Kansas and at Tennessee in 2015-16.

The Wildcats have only lost back-to-back games eight times during the Calipari era and they've never lost three in a row with Calipari on the sidelines -- including avoiding a three-game skid despite trailing by 14 to Georgia in the first half on Jan. 31, 2017. The last time UK lost three games in a row was in February 2009 when the Wildcats dropped four straight games to end the regular season.

Freshman Production Better Than Ever

Coach John Calipari's youngest team during his tenure and the youngest among all of college basketball this season is quickly growing up and contributing at an unprecedented rate.

With no other choice than to produce after mass losses from the 2016-17 team, this group of freshmen is being relied upon more than any other freshman class under Calipari. The freshmen are producing 79.2 percent of the minutes, 86.1 percent of the scoring load and 69.6 percent of the rebounding numbers.

The Wildcats' top six scorers are all freshmen and six of the top eight rebounders are first-year players.

Outside of blocks per game, this version of the young Cats leads in every other category in average production from the freshmen. The three teams that are better in blocks per game featured two of the best shot blockers in school history in Anthony Davis and Nerlens Noel. The other squad? The 2010 team featuring John Wall, DeMarcus Cousins and Eric Bledsoe.

Here's a look at UK's freshman production vs. other freshman classes under Calipari:

	PPG	RPG	APG	SPG	BPG	PPG	RPG	APG	SPG	BPG
2017-18	67.9	27.3	13.9	5.1	3.5	2012-13	40.3	22.9	5.3	3.6
2016-17	54.5	20.0	8.2	3.3	3.4	2011-12	41.3	22.2	8.3	3.4
2015-16	38.6	16.5	5.9	2.7	2.7	2010-11	45.6	15.1	7.4	2.4
2014-15	33.4	15.2	6.6	2.3	2.8	2009-10	46.3	20.7	10.7	4.7
2013-14	61.5	26.4	9.6	3.2	2.5					
2010-11	45.6	15.1	7.4	2.4	2.3					

S-E-C! S-E-C! S-E-C!

Kentucky has the unquestionable reputation as the league's gold standard. Since the SEC's inception in 1932-33, the Wildcats have been the most dominant team in the league, recording a 974-271 mark (.782) in regular-season conference play. Only two other teams have won more than 700 regular-season SEC games (Alabama, Tennessee), and no other team has a better winning percentage.

- UK has averaged 11.6 wins and only 3.2 losses per season in 84 seasons in the SEC
- Kentucky has won 48 SEC titles and 30 SEC Tournament championships
- The Wildcats have won 15 of the last 25 SEC Tournament titles



2017-18 Lead-Deficit Comparison

Opponent	Biggest Lead	Biggest Deficit	Biggest Run	Changes	Ties	Led	Trailed	Result
UTAH VALLEY	14 (2nd)	12 (2nd)	18-0	4	5	20:04	17:08	W, 73-63
VERMONT	14 (2nd)	2 (1st)	10-0	5	2	37:03	1:06	W, 73-69
vs. Kansas	2 (2nd)	11 (1st)	6-0	12	10	4:10	31:00	L, 65-61
ETSU	22 (2nd)	10 (1st)	16-0	3	0	25:10	14:26	W, 78-61
TROY	21 (2nd)	None	8-0	0	2	39:14	0:00	W, 70-62
FORT WAYNE	30 (2nd)	4 (1st)	15-0	8	2	33:16	4:14	W, 86-67
UIC	38 (2nd)	1 (1st)	10-0	2	0	39:30	0:20	W, 107-73
HARVARD	20 (2nd)	None	13-0	0	2	38:59	0:00	W, 79-70
vs. Monmouth	29 (2nd)	1 (1st)	13-0	2	0	39:28	0:18	W, 93-76
VIRGINIA TECH	8 (2nd)	8 (1st)	10-0	11	8	19:43	15:32	W, 93-86
vs. UCLA	8 (1st)	12 (2nd)	13-0	8	3	8:41	28:23	L, 83-75
LOUISVILLE	32 (2nd)	6 (1st)	12-0	4	4	30:44	6:18	W, 90-61
GEORGIA	7 (2nd)	8 (2nd)	8-0	5	4	6:48	28:08	W, 66-61
at LSU	7 (1st)	7 (2nd)	9-0	12	5	25:18	12:04	W, 74-71
at Tennessee	9 (1st)	11 (2nd)	8-0	5	7	19:17	13:58	L, 76-65
TEXAS A&M								
at Vanderbilt								
at South Carolina								
FLORIDA								
MISSISSIPPI STATE								
at West Virginia								
VANDERBILT								
at Missouri								
TENNESSEE								
at Texas A&M								
at Auburn								
ALABAMA								
at Arkansas								
MISSOURI								
OLE MISS								
at Florida								
BIGGEST/MOST	38	12	18-0	12	10	39:30	31:00	
TOTALS						387:25	117:55	

- UK has won at least a share of five of the last eight SEC regular-season championships under head coach John Calipari
- Kentucky has played in the championship game of the SEC Tournament in seven of Calipari's eight seasons following its 2017 title
- The SEC was 11-5 in NCAA Tournament games in 2017 with three teams in the Elite Eight
- Nine SEC schools have recruiting classes that ranked in the top 40 of ESPN's 2017 national rankings. A quarter of all ESPN's top 100 players signed with SEC schools
- Three SEC teams are ranked in the Associated Press Top 25, and four are receiving votes, a testament to the league's strength this season
- An NCAA-best six SEC teams rank in the top 30 of the Jan. 7 NCAA RPI. Eight teams are in the top 50 and 12 rank in the top 100
- UK improved to 7-2 in SEC road openers under Calipari with the win over LSU

Kentucky Picked to Win 49th SEC Title

Heading into conference play, Kentucky finds itself in familiar territory under the direction of ninth-year head coach John Calipari. A select panel of media voted the Wildcats to once again win the Southeastern Conference championship. Should Kentucky achieve that standard, it would mark the sixth regular-season title under Calipari and the program's 49th overall.

It's the 13th time since the 1998-99 season the Wildcats are the overall preseason favorite. UK was picked to win the title a season ago and did not disappoint. Calipari has directed his teams to regular-season SEC crowns in 2010, 2012, 2015, 2016 and 2017.

Each school selected media members that cover their team and additional media from across the nation were selected by the conference office to comprise the voting panel. Points were compiled on a 14-13-12-11-10-9-8-7-6-5-4-3-2-1 basis. Each media member also voted for two All-SEC teams.

Big-Game Cal, Cats

John Calipari's teams aren't just good against the best teams in the country, they're great. Not only does Kentucky have a 50-24 record (.676) vs. Associated Press Top 25 teams, UK is 5-3 when both teams are ranked in the AP top five under Calipari.

All-time, Calipari is 11-7 when both teams are ranked in the AP top five. When both teams are ranked in the AP Top 25, Calipari's all-time record is 75-48, including a 44-20 mark at Kentucky. When both are ranked in the top 10 he has a 24-15 record, including 13-8 at UK.

Wildcats Near End of Solid Nonconference Schedule

Kentucky's young team was put to the test early and often with another formidable nonconference schedule.

Twelve of UK's 13 nonconference opponents made a postseason tournament in 2017, including eight who made the NCAA Tournament. Three of those advanced to the Sweet 16 or better.

Five nonconference teams finished the 2016-17 season with an RPI in the top 50 and four ended the season in both the Associated Press Top 25 and USA Today Coaches Poll. All told, Kentucky's 2017-18 nonconference opponents combined for a record of 314-134 in 2016-17, a .701 winning percentage.

As of games through Jan. 7, UK's nonconference schedule ranked 26th in the country in the NCAA's RPI report.

Kentucky's nonconference schedule saw the Wildcats play in premier venues such as the United Center in Chicago (vs. Kansas) and Madison Square Garden in New York (vs. Monmouth), took them to a Big Blue Nation favorite in New Orleans (vs. UCLA), and still features a difficult trip to Morgantown, West Virginia, to play the West Virginia Mountaineers in January.

And that doesn't even include an arduous league schedule in what is expected to be a much-improved Southeastern Conference.

A quarter of ESPN's top-100 recruits in the 2017 class signed to play in the SEC. The league is coming off a season in which its teams combined to go 11-5 in the NCAA Tournament and had three teams advance to the Elite Eight.

Seven UK opponents entered the 2017-18 season ranked in one or both of the major polls, including three top-10 opponents.

Historically Young

It seems like with every John Calipari team youth is the story, but this year's team is on a whole new level.

Zero seniors. Eight freshmen. Nearly 93 percent of last season's scoring and almost 77 percent of the rebounding gone. And the leading returner, Wenyen Gabriel, averaged just 4.6 points and 4.8 rebounds a year ago.

The Wildcats began the season with 0.18 years of experience in the KenPom.com experience rankings. Not only is that the least experience of any team this season, it's the most inexperienced team since KenPom.com began tracking its experience rankings in 2006-07. As the season has progressed, UK now has 0.19 years of experience as of Jan. 6.

For another perspective, only Mississippi Valley State (386) and Pittsburgh (648) return fewer minutes from last season than the Wildcats (890), according to a survey sent to all Division I men's basketball schools.



NOTES

CATS IN THE NBA

At the beginning of the 2017-18 season, 27 former Wildcats were on an opening-day roster, more than any other school in the country. The following listing is as of Jan. 5.

Name	Team
Bam Adebayo	Miami Heat
Eric Bledsoe	Milwaukee Bucks
Devin Booker	Phoenix Suns
Willie Cauley-Stein	Sacramento Kings
DeMarcus Cousins	New Orleans Pelicans
Anthony Davis	New Orleans Pelicans
De'Aaron Fox	Sacramento Kings
Andrew Harrison	Memphis Grizzlies
Dakari Johnson	Oklahoma City Thunder
Enes Kanter	New York Knicks
Michael Kidd-Gilchrist	Charlotte Hornets
Brandon Knight	Phoenix Suns
Skal Labissiere	Sacramento Kings
DeAndre Liggins	Milwaukee Bucks
Trey Lyles	Denver Nuggets
Jodie Meeks	Washington Wizards
Darius Miller	New Orleans Pelicans
Malik Monk	Charlotte Hornets
Jamal Murray	Denver Nuggets
Nerlens Noel	Dallas Mavericks
Patrick Patterson	Oklahoma City Thunder
Alex Poythress	Indiana Pacers
Julius Randle	Los Angeles Lakers
Rajon Rondo	Sacramento Kings
Karl-Anthony Towns	Minnesota Timberwolves
Tyler Ulis	Phoenix Suns
John Wall	Washington Wizards

Several former Wildcats are among the NBA league leaders in the major statistical categories. Stats are through Jan. 5. Former UK players are in **BOLD**.

Points Per Game

1. James Harden (Rockets) - 32.3
- 4. DeMarcus Cousins (Pelicans) - 26.0**
- 7.5. Anthony Davis (Pelicans) - 25.9**
- 10. Devin Booker (Suns) - 24.8**

Rebounds Per Game

1. Andre Drummond (Pistons) - 15.2
- 3. DeMarcus Cousins (Pelicans) - 12.5**
- 5. Karl-Anthony Towns (Timberwolves) - 11.8**
- 8. Anthony Davis (Pelicans) - 10.4**
- 12. Enes Kanter (Knicks) - 9.9**

Assists Per Game

1. Russell Westbrook (Thunder) - 10.1
- 4. John Wall (Wizards) - 8.8**

Steals Per Game

1. Paul George (Thunder) - 2.39
- 5. Eric Bledsoe (Bucks) - 1.93**
- T18. DeMarcus Cousins (Pelicans) - 1.51**

Blocks Per Game

1. Myles Turner (Pacers) - 2.29
- 4. Anthony Davis (Pelicans) - 2.09**
- 8. Karl-Anthony Towns (Timberwolves) - 1.58**
- 9. DeMarcus Cousins (Pelicans) - 1.49**

Field-Goal Percentage

1. Clint Capela (Rockets) - .682
- 4. Enes Kanter (Knicks) - .604**
- 8. Julius Randle (Lakers) - .557**
- 9. Anthony Davis (Pelicans) - .556**
- 17. Karl-Anthony Towns (Timberwolves) - .532**

Free-Throw Percentage

1. Courtney Lee (Knicks) - .958
- 6. Jamal Murray (Nuggets) - .924**
- 14. Enes Kanter (Knicks) - .886**
- 20. Devin Booker (Suns) - .876**

3-Point Field-Goal Percentage

1. E'Twaun Moore (Pelicans) - .472
- 3. Trey Lyles (Nuggets) - .461**
- 9. Darius Miller (Pelicans) - .445**

Double-Doubles

- 1. Karl-Anthony Towns (Timberwolves) - 32**
- 2. DeMarcus Cousins (Pelicans) - 28**
- 9. Anthony Davis (Pelicans) - 20**
- T16. Enes Kanter (Knicks) - 15**

Even for a Calipari-coached team, this team is extremely young. Entering the 2017-18 season, the average age of the Wildcats' roster is just 19.43 years old. In an updated survey, no other team is younger than the Cats after Chattanooga added a player to its roster at the semester.

Although all of Calipari's teams have been young, they've all had some sort of veteran presence. The 2010 team with John Wall and DeMarcus Cousins had Patrick Patterson. The 2012 national title squad featured Darius Miller. The unforgettable 2015 team that flirted with an undefeated season had Willie Cauley-Stein and Alex Poythress.

In another recent survey, Kentucky's lineup features more underclassmen without a senior on the roster than any other school in the country. The Wildcats are one of just a handful of schools without any seniors on the roster and are tied for the fewest amount of upperclassmen (juniors and seniors) with just two. It's worth noting that those upperclassmen are walk-ons.

Shai Super Sixth Man

Technically Shai Gilgeous-Alexander is Kentucky's sixth man, but that's by design and not because he hasn't earned the right to start.

With Gilgeous-Alexander's ability to affect the game in a number of ways, John Calipari prefers to bring him off the bench so he can plug any holes with his do-it-all sixth man.

For example, there's the defense. Gilgeous-Alexander is averaging 2.3 steals per game through UK's first 15 games. Although early, those numbers are within reach of Kentucky's best-ever individual season since steals became a statistic regularly kept in 1979.

Rajon Rondo's freshman campaign in 2004-05 ranks as Kentucky's top defensive display. Rondo averaged 2.6 steals a game and had 87 in 34 games. Under John Calipari, John Wall's 1.8 steals and 66 for the season are the most of any player. He currently is tied for the lead with 34 steals among all Southeastern Conference players.

Gilgeous-Alexander has 34 steals through 15 games and has registered multiple steals in all but three games thus far. Comparatively, through 15 games of Rondo's historic season he had 41 steals and 10 outings with multiple swipes. Rondo finished the season with at least one steal in every game he played.

But what has really taken Gilgeous-Alexander's game to another level in recent games is his poise and consistency on the offensive end.

The Canadian has been Kentucky's best player during three critical wins vs. Louisville, Georgia and at LSU. He's averaged a team-best 21.0 points per game during those victories, including back-to-back games of 20 points or more vs. Louisville and Georgia.

The back-to-back games of 20 points or more marked the first time a player has scored 20 or more points off the bench since Deron Feldhaus turned the trick Jan. 21 and 25, 1992. Gilgeous-Alexander nearly made it three in a row with 18 points in Baton Rouge, Louisiana, in the Wildcats' first road victory of the season.

He's been particularly good with the game on the line, averaging 14.7 points in the second half alone on 60.9-percent shooting and 15 of 16 from the free-throw line in those three wins.

And although he's not Kentucky's starting point guard, he leads the team in assists with a 4.3 average and has led the team in assists in eight games.

Said Calipari after the effort against Georgia: "He's our best player. The greatest thing about him, he's coming off the bench and not saying anything. Doesn't worry about his shots or anything. He's just playing."

Feldhaus has long been considered one of UK's best off the bench during the "Unforgettables" run, while Darius Miller, Kyle Wiltjer and Devin Booker were selected as UK's only winners of the SEC's Sixth Man of the Year during their respective seasons.

How does Gilgeous-Alexander measure up statistically with some of those sixth-man greats over the last 30 years?

	MPG	PPG	RPG	SPG	BPG	APG	FG%
Gilgeous-Alexander (2017-18)	29.5	11.5	3.5	2.3	0.3	4.3	48.4
Deron Feldhaus (1991-92)	25.9	11.4	3.8	1.0	0.1	2.3	47.6
Darius Miller (2011-12)	26.1	9.9	2.8	0.8	0.3	2.1	47.4
Kyle Wiltjer (2012-13)	23.8	10.2	4.2	0.4	0.4	1.5	42.1
Devin Booker (2014-15)	21.5	10.0	2.0	0.4	0.1	1.1	47.0

Turning in the Right Direction

A youthful team points towards a big learning curve. The area in which it most affects? Turnovers.

Early on, this Kentucky team struggled holding on to the ball. During a five-game streak from Nov. 14-26, UK turned it over 15 or more times in five straight games, the first time a Kentucky team turned it over 15 or more times in five consecutive games since doing it eight straight games midway through conference play in 2010. Overall, the Wildcats have 215 turnovers, the second-most miscues of John Calipari's nine teams at UK through 15 games, behind only the 2009-10 team.

With that said, the Wildcats are cutting down on the turnovers. After averaging 15.9 turnovers in the first seven games, UK averaged 12.6 over its next six outings, including four games with 11 or fewer miscues. The Cats turned it over 16 times in a loss to Tennessee, their most since having 19 against Monmouth.

Measurables

Top Wing Span

1. Nick Richards - 7'5"
2. PJ Washington - 7'3"
3. Sacha Killeya-Jones - 7'2"
4. Jarred Vanderbilt - 7'1"
- T5. Hamido Diallo - 7'0.25"
- T5. Kevin Knox - 7'0.25"

Maximum Vertical

1. Hamidou Diallo - 44.5"
2. PJ Washington - 43.0"
3. Jarred Vanderbilt - 39.5"
- T4. Wenyen Gabriel - 37.5"
- T4. Kevin Knox - 37.5"

Top Hand Width

1. Sacha Killeya-Jones - 11.0"
2. Nick Richards - 10.5"
3. PJ Washington - 10.25"
- T4. Jarred Vanderbilt - 10.0"
- T4. Tai Wynyard - 10.0"

Top Reach

1. Nick Richards - 9'2.50"
2. Sacha Killeya-Jones - 9'2"
- T3. Wenyen Gabriel - 9'0"
- T3. Kevin Knox - 9'0"
- T3. Jarred Vanderbilt - 9'0"
- T3. Tai Wynyard - 9'0"

No-Step Vertical

1. Hamidou Diallo - 36.0"
2. PJ Washington - 35.5"
3. Jarred Vanderbilt - 34.0"
4. Wenyen Gabriel - 32.5"
5. Nick Richards - 32.0"

3/4 Court Sprint

1. Hamidou Diallo - 3.10
2. Kevin Knox - 3.22
3. Jarred Vanderbilt - 3.28
4. Shai Gilgeous-Alexander - 3.29
5. Wenyen Gabriel - 3.32



Offensive Uptick

If there is a reason to have patience with the development of this historically young Kentucky team, the statistics are it.

Over the last nine games -- as Kentucky has had more time to get on the practice court and develop, as this inexperienced group has gained more experience, and as John Calipari has figured out how to play with this team -- Kentucky's offensive numbers have surged.

After averaging just 71.0 points in the first five games of the season, UK is averaging 82.8 points over the last 10. The numbers are up across the board.

The Wildcats are shooting 49.6 percent over their last 10 games after making 45.6 percent in their first five. The free-throw numbers (70.9 percent over the last 10 after 62.7 percent in the first five) are up while turnovers are down (13.5 per game the last 10; 16.0 the first five).

And as Calipari often says, as individuals get better, so too does the team. The foundation of Kentucky's recent offensive surge is improved play from individuals. A look at some of the Wildcats trending up offensively:

- Shai Gilgeous-Alexander - Averaging 13.3 points over the last 10 games after posting 7.8 in the first five. He's also had four or more assists in eight of the last 10 games
- PJ Washington is logging 12.1 points per game on 56.8-percent shooting after scoring 8.0 points per game through the first five
- Nick Richards - Averaging 8.5 points and 6.0 rebounds over the last 10 games after tallying 4.7 points and 5.4 boards in the first five
- Quade Green - Averaging 3.8 assists per game over the last 10 after 2.6 in the first five
- Wenyen Gabriel has shined of late after averaging 5.8 points, three made 3-pointers and a .370 field-goal percentage through his first five games. Gabriel over his last 10 games is averaging 7.2 points, has hit at least one three in all but one game and is shooting at a 50.0-percent rate, including a team-best .519 from behind the arc

Defensive Surge

After a disappointing loss to UCLA prior to the holiday break, UK turned to defense in arguably three of its biggest wins of the season. A 29-point win over rival Louisville, a five-point dogfight in its Southeastern Conference lidlifter and the Wildcats' first SEC road win of the season at LSU saw the Cats utilize an increased defensive effort to lead the way.

In the three wins, UK limited the opponent to 64.3 points per game, a .396 field-goal percentage and a .157 3-point field-goal percentage. In its previous 11 games, UK's opponents were averaging 70.5 points per game, a .405 field-goal percentage and a .323 3-point field-goal percentage.

In a loss at Tennessee, the Vols scored 76 points and utilized a 45.5-percent field-goal percentage and a 36.4 clip from behind the arc to diminish some of UK's recent improvements. The 76 points were the third-highest total UK had yielded this season.

A common denominator in some of the recent defensive success is UK's increased use of the 2-3 zone.

The Cal-Zone?

John Calipari isn't shy in voicing his aversion to zone defenses. The way he explains it, it doesn't hold players personally accountable like man-to-man defense does and it isn't the defense his players will have to play if they are fortunate enough to make it to the NBA.

But, as Calipari has conceded at times this season, he also has a responsibility to win, and the best way to do that with this team given its length may just be to use a zone from time to time.

According to Synergy Sports, UK has played zone defense on 16.8 percent of its defensive possessions this season, by far the most of the Calipari era at Kentucky. The 2013-14 team played zone 5.3 percent of the time, but no other Calipari team featured it more than 3.4 percent of the time.

Calipari is still primarily a man-to-man defensive coach, but the success of the zone has given the Wildcats a change-of-pace defense it can go to at times.

"The issue becomes I have a responsibility to teach these kids how to play pick-and-roll defense, how to stay in front of people, man-to-man," Calipari said after the Utah Valley game. "I mean, from here on there is no more zone. I mean, they're going to have to learn. But I also have a responsibility to win, so I'll play as much as I have to, to win a game. ... Whatever this team needs, I'm going to have to do."

Schedule Presents Early Lessons, Development

Kentucky certainly didn't ease into its 2017-18 schedule.

The Wildcats opened the season with three games in five days, including a matchup vs. Kansas in Chicago for the State Farm Champions Classic. UK played three more over a six-day stretch and six total games in 13 days. All told, the Wildcats played seven games in 17 days to start the season.

After that busy stretch, Kentucky played just five games in 33 days, concluding with Louisville. That gave the Wildcats considerably more time between games, an important development for a team that wasn't able to get on the practice court all that much early in the season to fix any problems and improve. Part of that period took place while classes were out of session, allowing for John Calipari to institute what he calls "Camp Cal."

During that time period when there are no restrictions on practice hours and the Wildcats are free of any academic responsibilities, the Wildcats often practice two times a day and sometimes even three if one includes a workout session with strength and conditioning coach Rob Harris. The team basically eats, sleeps and drinks basketball during that time of the season, and it's often when Calipari's teams improve the most.

But now that the conference season is here, the Wildcats are busy again. They had a quick turnaround with just one day in between its game with Louisville before playing Georgia. Saturday's game vs. Tennessee was Kentucky's fourth in eight days. UK will follow the format of two games a week for the rest of the season.

It should be noted that Camp Cal will continue, however, until classes are back in session on Jan. 10.

UK's Record vs. AP Ranked Opponents and as an AP Ranked Opponent Under Coach Cal

Kentucky (RK)	Opponent Rank																									RV	NR	TOTAL
	1	2	3	4	5	6	7	8	9	10	11	12	13	14	15	16	17	18	19	20	21	22	23	24	25			
1	-	0-1	0-1	1-0	2-0	2-0	-	2-0	1-0	-	0-1	-	-	-	2-0	1-0	1-0	-	1-0	3-0	1-0	-	-	-	6-2	46-2	69-7	
2	-	-	-	-	1-0	0-1	-	-	-	-	-	1-0	1-0	-	1-0	-	1-0	-	0-1	-	-	-	-	-	4-0	22-0	31-2	
3	-	-	-	-	-	-	-	-	0-1	-	-	1-0	-	-	-	-	-	-	-	0-1	-	-	-	-	-	1-0	17-0	19-2
4	-	0-1	-	1-0	-	-	-	-	-	-	-	-	-	1-0	-	-	-	-	-	-	-	-	-	-	1-0	1-0	6-2	10-3
5	-	-	-	-	-	-	-	-	-	-	1-0	-	-	-	-	-	-	-	-	-	-	-	-	1-0	-	-	8-0	10-0
6	-	-	-	-	0-1	-	1-0	1-0	-	0-1	-	-	-	-	-	-	-	-	1-0	-	-	-	-	-	1-0	-	6-0	10-2
7	-	-	-	0-1	-	-	-	-	-	-	-	-	-	-	-	-	-	-	-	-	-	-	-	-	-	-	2-1	2-2
8	-	-	-	-	-	-	-	-	-	-	-	-	1-0	-	-	-	-	-	-	-	-	-	-	0-1	-	2-3	11-0	14-4
9	-	-	-	-	-	-	-	-	-	-	-	-	-	-	-	-	-	-	-	-	-	-	-	-	-	-	3-1	3-1
10	-	-	-	-	-	-	-	-	-	-	-	-	0-1	-	-	-	-	-	-	-	-	-	-	-	0-3	4-1	4-5	
11	1-0	-	-	-	-	-	1-0	0-1	-	-	-	1-0	-	-	-	-	0-1	-	-	-	2-0	-	-	-	-	-	6-1	11-3
12	-	-	-	-	-	-	-	-	-	-	-	-	-	-	1-0	-	-	-	-	-	-	-	-	-	1-0	1-1	3-1	3-1
13	-	-	-	-	-	-	-	-	-	-	-	-	-	-	-	-	-	-	-	-	-	-	-	-	-	6-1	6-1	
14	-	-	0-1	-	-	-	-	-	-	-	-	-	-	-	-	-	-	-	-	-	-	-	-	-	1-1	7-1	8-3	
15	-	-	-	-	-	-	-	-	-	-	-	1-0	-	-	-	-	-	-	-	-	-	-	-	-	1-0	3-0	5-0	
16	-	-	-	-	-	-	-	-	-	-	-	-	-	-	-	1-0	-	-	-	-	-	-	-	-	1-0	4-1	6-1	
17	-	-	-	-	-	-	-	-	-	-	-	-	-	-	-	-	-	-	-	-	-	1-1	-	-	-	3-2	4-3	
18	-	-	-	-	-	-	-	-	-	-	-	-	-	-	-	-	-	-	-	-	0-1	-	-	-	1-0	4-0	5-1	
19	-	-	-	1-0	-	-	-	-	-	-	-	-	-	-	-	-	-	-	-	-	-	-	-	-	-	1-0	2-0	
20	-	-	-	0-1	-	-	-	-	-	-	-	-	-	-	-	-	-	-	-	1-0	-	-	-	-	-	3-1	4-2	
21	-	-	-	-	-	-	-	-	-	-	-	-	-	-	-	-	-	-	-	-	-	-	-	-	-	-	-	-
22	-	-	-	-	-	-	-	-	-	-	-	1-0	-	-	-	-	-	-	-	-	-	-	-	-	1-0	5-1	7-1	
23	-	-	-	-	-	-	-	-	-	-	-	-	-	-	-	-	-	-	-	-	-	-	-	-	2-0	2-0	2-0	
24	-	-	-	-	-	-	-	-	-	-	-	-	-	-	-	-	-	-	-	-	-	-	-	-	-	-	-	-
25	0-1	-	-	-	-	-	0-1	-	-	-	-	-	-	-	-	-	-	-	-	-	-	-	-	-	-	1-1	1-3	
RV	0-1	1-0	-	-	1-0	-	1-0	-	-	-	-	1-0	-	-	-	-	0-1	-	-	-	-	-	-	-	-	3-0	7-2	
NR	-	-	-	0-1	-	-	-	-	-	-	1-0	-	-	-	1-0	-	-	-	-	-	-	-	-	-	-	-	-	2-1
TOTAL	1-2	1-2	0-2	3-3	4-1	2-1	3-1	3-0	1-2	1-1	1-1	4-0	4-0	1-1	1-0	4-0	3-0	1-2	1-1	1-1	4-0	3-0	1-2	1-1	1-0	-	Total	245-50
																											Total	50-24



NOTES

Efficiency is the Name of the Game

National analysts pointed to the Wildcats' shooting as a perceived weakness heading into the 2017-18 season. As it turns out, it may be a strength. Through 15 games, UK is shooting 48.3 percent from the floor, ranked 57th in the country (as of games played through Jan. 6). That number was only recently dented a bit after a 31.5 percent shooting night in a win over Georgia in the SEC lidlifter. Prior to the UGA game, UK ranked in the top 30 in the category.

Kentucky's shooting numbers were boosted by back-to-back 60-percent shooting performances vs. Fort Wayne and UIC. It was the first time a team in the John Calipari era shot 60 percent or better in back-to-back games. It was also the first time UK shot 60 percent or better in consecutive games since turning the trick against High Point and North Carolina in 2002.

Kentucky utilized a 60.0-percent clip against Fort Wayne and then shot 66.7 percent against UIC. Both of those numbers rank among the top 10 all-time under Calipari. The output against UIC was the second highest in the Calipari era, trailing only a 67.7-percent mark against LIU-Brooklyn during the 2012-13 season.

UK is also making 36.7 percent of its shots from behind the 3-point line, the third-best mark during the Calipari era.

Always Efficient

According to Ken Pomeroy's calculations on kenpom.com, UK's teams under John Calipari have consistently ranked among the most efficient teams in the country per possession.

Year	Offense (Rank)	Defense (Rank)	Overall
2018	112.5 (40)	93.1 (17)	22nd
2017	119.1 (12)	91.4 (7)	4th
2016	120.4 (5)	98.0 (53)	6th
2015	119.3 (5)	86.5 (2)	1st
2014	117.6 (10)	96.9 (41)	11th
2013	108.8 (42)	99.1 (129)	42nd
2012	122.9 (2)	88.2 (9)	1st
2011	118.1 (7)	90.4 (15)	6th
2010	116.1 (15)	86.2 (6)	3rd

numbers through Jan. 6

Tall Order Facing These Cats

John Calipari has said before that you can teach shooting, defense and effort, among other things, but you can't teach height and you can't teach length. This group of Wildcats has both.

The average wingspan of this Kentucky team is just over 6-foot-9. Take out walk-ons Jonny David and Dillon Pulliam and the average wingspan of the scholarship players increases to more than 6-10.

Seven players on the roster have a wingspan of 7 feet or more, making this is a potentially devastating shot-blocking team.

Just in terms of pure height, the Wildcats average better than 6-6 in height. According to kenpom.com, UK's average playing height of 78.8 inches is the fourth tallest in the country. Syracuse, San Jose State, and Duke are the only teams taller than the Cats. The Orange lead the country at 79.8.

Three is Better Than Two

Kentucky and UNLV went back and forth all season long last year for the claim of having the longest active streak of consecutive games with a made 3-pointer. Fittingly, both schools reached a historic milestone -- 1,000 straight games -- within a few hours of each other.

UK just beat out the Runnin' Rebels by mere hours, becoming the first school ever to hit a 3-pointer in 1,000 straight games with a trey at Alabama on Feb. 11, 2017. Malik Monk, UK's leader in 3-point field goals last season, got the Wildcats to 1,000 straight games with a 3-pointer from the right wing with 15:26 to go in the first half. UNLV would match it later in the day.

Kentucky passed UNLV for the nation's longest active streak of consecutive games with a made 3-pointer in its final game of 2015-16. UK has now knocked down at least one 3-pointer in 1,028 consecutive games. UNLV has hit one in 1,022 straight, through games on Jan. 6.

The Cats' last game without a made 3-pointer came against Seton Hall on Nov. 26, 1988 a "three-point" loss in the Great Alaska Shootout. The streak began on Nov. 28, 1998, in an 89-71 win vs. California.

The Wildcats' record during the 1,028-game streak is 795-233.

Knowing When to Shoot the 3 is Important, Too

Kentucky is currently taking the fewest number of 3-point shots in the John Calipari era but is shooting it at one of the most efficient rates in Calipari's nine seasons.

As of games played on Jan. 6, Kentucky is attempting a 3-point shot on just 24.8 percent of its total field-goal attempts, far and away the lowest of the Calipari era. As a matter of fact, that's ranked 345th out of 351 teams in the country, according to KenPom.com.

On the flipside, when the Wildcats do hoist one from behind the arc, they're doing a good job making them at a 36.7-percent rate. Kentucky's 2-point scoring production of 59.0 percent is the fifth-highest mark in the country, according to KenPom.com.

UK's program record low for percentage of 3-point attempts is 13.7 percent in 1987-88, just the second year of existence for the 3-point shot. Only one other team (1988-89) had a rate less than 20 percent at 16.9 percent.

Kentucky's current rate is the lowest since Kentucky attempted a 3-pointer on 27.2 percent of its attempts during the 1995-96 season. That same team holds the program record

for the best 3-point field-goal percent with a 39.7 rate.

Here's a look at UK's percentages of 3-point attempts and 3-point field-goal percentages in the Calipari era:

Year	Pct. of FG Attempts that were 3-pointers	3-Point FG Pct.
2009-10:	.313	.331 (lowest)
2010-11:	.324 (highest)	.397 (highest)
2011-12:	.265	.378
2012-13:	.293	.346
2013-14:	.276	.332
2014-15:	.271	.349
2015-16:	.310	.366
2016-17:	.316	.353
2017-18:	.248 (lowest)	.367

Cats Deliver the Knockout Punch

UK is 223-4 (.982) in the John Calipari era when leading by at least 10 points at any time in the contest.

Two of those four losses (a 21-point lead at Tennessee and a 12-point lead at Auburn) came during the 2015-16 campaign. Two other losses came during the 2012-13 season when UK gave up an 11-point first-half lead and lost 59-55 at Alabama and vs. Kansas in 2016-17 when the Wildcats failed to capitalize on a 12-point first-half lead. The loss to Kansas was the first and only to a nonconference opponent when leading by 10 or more in the Calipari era.

Perhaps most impressive of all is that 71.6 percent of games Calipari has coached in at Kentucky have produced 10-point leads at some point during the game for UK. The Wildcats have led by 10 points or more in a whopping 85.4 percent of Calipari's 261 career wins at Kentucky.

Taking Care of Business

Kentucky's 50-24 record vs. opponents ranked in the Associated Press Top 25 in John Calipari's tenure is impressive, but the Wildcats' ability to beat all-comers can't be overlooked. Under Calipari, UK is 211-32 vs. unranked competition, an .868 winning percentage.

The Wildcats' loss to UCLA was their first since dropping a road game at Tennessee during the 2016-17 season.

Hold Them to 55

Defense has always been a recipe for success for the Wildcats under John Calipari. The special ingredient: 55 points. UK is a perfect 63-0 under Calipari when holding the opponent to 55 points or fewer. The Wildcats are 150-5 under Calipari when limiting the opponent to 63 points or less.

Best in the Bluegrass

Kentucky has been dominant against teams in the state under John Calipari. UK is 16-2 against in-state foes with Calipari at the helm.

The mark also includes an 9-2 mark vs. Louisville. Two of the victories over the Cardinals came in postseason play. UK had its four-game winning streak snapped in 2016-17 but has won all five meetings played in Rupp Arena, including a 29-point blowout this season, the third-biggest margin of victory in the history of the series. Louisville's two wins have come by a combined six points.

Here's a list of the meetings between the state's two premier programs since Cal took over at UK:

- Jan. 2, 2010 - UK won 71-62 at Rupp Arena
- Dec. 31, 2010 - UK won 78-63 at KFC YUM! Center
- Dec. 31, 2011 - UK won 69-62 at Rupp Arena
- March 31, 2012 - UK won 69-61 at the Superdome (NCAA Final Four in New Orleans)
- Dec. 29, 2012 - Louisville won 80-77 at KFC YUM! Center
- Dec. 28, 2013 - UK won 73-66 at Rupp Arena
- March 28, 2014 - UK won 74-69 at Lucas Oil Stadium (NCAA Sweet 16 in Indianapolis)
- Dec. 27, 2014 - UK won 58-50 at KFC YUM! Center
- Dec. 26, 2015 - UK won 75-73 at Rupp Arena
- Dec. 21, 2016 - Louisville won 73-70 at KFC YUM! Center
- Dec. 29, 2017 - UK won 90-61 at Rupp Arena

Recruit and Reload

With everything the Wildcats lost last season to the professional ranks and graduation, UK reloaded with a historic recruiting class.

The Recruiting Services Consensus Index, which tallies major recruiting rankings and plugs them into a formula to calculate a consensus ranking, not only rated UK's 2017 class the best of the season -- it measures this group as the best ever.

With 582 points in its recruiting calculations, this 2017 Kentucky group beat out another Wildcat class -- the 2013 haul -- to claim the title as the best recruiting class ever. That 2013 group had 557 points and consisted of Julius Randle, Andrew Harrison, Aaron Harrison, Dakari Johnson, James Young, Marcus Lee and Derek Willis. The RSCI rankings began in 1998.

The 2017 class consists of Kevin Knox (No. 10), Jarred Vanderbilt (No. 13), PJ Washington (No. 14), Nick Richards (No. 18), Quade Green (No. 23), Shai Gilgeous-Alexander (No. 30), Hamidou Diallo (No. 46) and Jemarl Baker (No. 72).

The RSCI includes individual player rankings from all of the major recruiting services, which this season featured Rivals, Scout, 247Sports and longtime recruiting analyst Van Coleman. The RSCI formula uses each of those services' rankings (only the top 100) players to assign a point value to each recruit. Using the point totals for all the five major services,



Points Per Possession

Game	Off. PPP	Def. PPP
UTAH VALLEY	1.03	0.89
VERMONT	1.09	1.03
vs. Kansas	0.87	0.93
ETSU	1.07	0.84
TROY	0.99	0.87
FORT WAYNE	1.23	0.96
UIC	1.32	0.90
HARVARD	1.08	0.96
vs. Monmouth	1.19	0.97
VIRGINIA TECH	1.22	1.13
vs. UCLA	1.04	1.15
LOUISVILLE	1.22	0.82
GEORGIA	0.97	0.90
at LSU	1.04	1.00
at Tennessee	0.97	1.13
TEXAS A&M		
at Vanderbilt		
at South Carolina		
FLORIDA		
MISSISSIPPI STATE		
at West Virginia		
VANDERBILT		
at Missouri		
TENNESSEE		
at Texas A&M		
at Auburn		
ALABAMA		
at Arkansas		
MISSOURI		
OLE MISS		
at Florida		

Overall

Kentucky offensive high - 1.32 vs. UIC
 Kentucky offensive low - 0.87 vs. Kansas
 Kentucky SEC offensive high - 1.04 at LSU
 Kentucky SEC offensive low - 0.97 vs. Georgia, at Tennessee
 Kentucky postseason high -
 Kentucky postseason low -

Opponent offensive high - 1.15 vs. UCLA
 Opponent offensive low - 0.82 vs. Louisville
 Opponent SEC offensive high - 1.13 at Tennessee
 Opponent SEC offensive low - 0.90 vs. Georgia
 Opponent postseason high -
 Opponent postseason low -

it then adds the totals for all players in a class for the team's final score.

If all five RSCI sources had counted Diallo with the 2017 class, the Wildcats' score would have been closer to 630, according to the site.

UK has ranked No. 1 in the RSCI in seven of Calipari's nine classes at Kentucky.

Keep a Watchful Eye on the Cats

Stocked full of some of the nation's top talent, a handful of Wildcats are on a number of national preseason watch lists:

- Hamidou Diallo - Naismith Trophy, Oscar Robertson Trophy, John R. Wooden Award, Jerry West Award
- Kevin Knox - Naismith Trophy, Oscar Robertson Trophy, John R. Wooden Award, Julius Erving Award
- Nick Richards - Kareem Abdul-Jabbar Award
- PJ Washington - Karl Malone Award

UK Starts Season in Top Five

Despite losing nearly 93 percent of its scoring and almost 77 percent of its rebounding from a season ago, Kentucky began the season in the top five of both major polls. The Wildcats were No. 4 in the USA Today Coaches Poll and No. 5 in the Associated Press Top 25 to start the year.

It's the ninth consecutive season under head coach John Calipari that Kentucky began the season ranked among the top 25 teams in the country in both polls. As a matter of fact, the Wildcats have been ranked in the preseason top five in both polls in eight of Calipari's nine seasons, including seven straight.

Two Wildcats Selected to Preseason All-SEC Teams

Two players were selected to the preseason All-SEC squads. Freshman Hamidou Diallo was picked to the first team by the league's media and the second team by the coaches, while classmate Kevin Knox was tabbed to the second team by the media and the first team by the head coaches.

Conference play opens Dec. 30 and the 2018 SEC Tournament is set to begin March 7 at the Scottrade Center in St. Louis.

Wildcats Banged Up

It felt like the Wildcats dealt with a season's worth of injuries before the regular season even began. Three Wildcats -- Jarred Vanderbilt, Jemarl Baker and Tai Wynyard -- all dealt with various ailments before the first regular-season game.

It was announced at the end of September that Vanderbilt would be out until at least January after suffering an injury to his left foot. After consulting with his family and medical personnel, Vanderbilt decided to delay surgery and re-evaluate his injury. He's currently undergoing individual workouts but no timetable has been set for his return.

Baker underwent left knee surgery on Oct. 27 and is expected to miss three months. He has started to work out recently.

Wynyard missed UK's first exhibition game vs. Thomas More College with a facial injury and dealt with a back and a hamstring issue prior to that. He missed the UCLA and Tennessee games with a back injury.

Sacha Killeya-Jones sat out the Monmouth game with a sprained ankle but has since returned.

A Winning Institution

Both the UK men's and women's basketball teams posted an eighth straight 20-win season in 2016-17. Kentucky is one of just three institutions (Duke and BYU) in the NCAA that have seen both their men's and women's basketball programs tally 20 or more wins in each of the last eight seasons.

International Cats

The Wildcats were well represented in international basketball this summer.

Hamidou Diallo, PJ Washington, Tai Wynyard and John Calipari all were part of the 2017 FIBA World Cup in Cairo. Sacha Killeya-Jones and Brad Calipari also traveled abroad this summer to play basketball.

Diallo and Washington, coached by John Calipari, captured a bronze medal for Team USA, while Wynyard was the star for the New Zealand Junior Tall Blacks.

Washington led Team USA in scoring at 12.9 points per game and added 5.1 rebounds and 2.2 assists. Diallo contributed 10.9 points, 3.9 rebounds, 2.3 assists and 1.1 steals per game. Wynyard led the Junior Tall Blacks in scoring at 14.3 points per game and rebounding with 9.3 boards per outing.

Kevin Knox made the final 16 cuts for Team USA before the roster was trimmed to 12, but he pulled his name from contention after suffering a minor hamstring injury. Shai Gilgeous-Alexander declined an invite to join the Canadian national team for its training camp.

Meanwhile, Killeya-Jones attended Great Britain's national training camp in August to compete for a spot on Great Britain's FIBA EuroBasket 2017 team, while Brad Calipari went on an international basketball trip with Global Sports Academy to Croatia. He averaged 14.3 points, 6.5 assists and 3.3 rebounds in four games.

Calipari Inks Three for 2018 During Fall Signing Period

In what's become somewhat of a fall tradition in college basketball and a celebration of riches in the Big Blue Nation, the Kentucky men's basketball team has begun building one of the strongest recruiting classes in the country, signing three of the nation's top players during the early fall signing period. Highly rated prospects Tyler Herro, Keldon Johnson and Immanuel Quickley have all inked national letters of intent with UK.

All three players are consensus four- or five-star prospects and all are ranked in the top 50 by the major national recruiting services. Although it's still early in the recruiting process with a number of dominoes still to fall, national analysts once again believe UK's class will be one of the top hauls for 2018.

In every season in the John Calipari era, the Wildcats have signed a top-three recruiting class according to the Recruiting Services Consensus Index, which tallies major recruiting rankings and plugs them into a formula to calculate a consensus ranking.

- Tyler Herro - At 6-foot-5, Herro has length, and now listed at 195 pounds by 247Sports, he's quickly adding muscle to his frame. The shooting guard out of Whitnall High School in Greenfield, Wisconsin, averaged 23.9 points and shot 39 percent from 3-point range in his junior season in high school. The top-ranked player out of Wisconsin, Herro is considered one of the top shooting guards in the 2018 class. A consensus four-star recruit, Herro is ranked as high as No. 27 in ESPN's rankings, No. 38 by Rivals and No. 40 by 247Sports. Herro was one of 54 players selected for the USA Basketball Junior National Team minicamp in October. He also averaged 14.8 points, 5.9 rebounds and 3.1 assists per game on the Nike circuit this past summer, shooting 36 percent from 3-point range

- Keldon Johnson - A 6-6 shooting guard out of Oak Hill Academy in Mouth of Wilson, Virginia, Johnson is a consensus five-star player and one of the best in the class of 2018. A native of South Hill, Virginia, he previously played for Huntington Prep in Huntington, West Virginia, before transferring to Oak Hill for the 2017-18 season. Johnson is ranked as high as the No. 7 overall prospect by ESPN, including third at his position. 247Sports ranks him as the nation's No. 11 overall player, while Rivals has him at No. 18. He led his Boo Williams (Va.) AAU team to the semifinals of the Peach Jam after averaging 20.7 points, 8.5



NOTES

rebounds and 3.1 assists during the Nike regular season. Johnson took home MVP honors at the NBPA Top 100 Camp in June. Like Herro, Johnson was one of 54 players selected for the USA Basketball Junior National Team minicamp in October

- Immanuel Quickley - A 6-4 guard out of the John Carroll School in Bel Air, Maryland, Quickley is a consensus five-star prospect. Considered a consensus top-three player at his position, he's ranked as high as No. 10 by Rivals, No. 12 by ESPN and No. 13 by 247Sports. In his junior season at John Carroll, Quickley averaged 23.7 points and 7.2 assists. He scored 30 or more in five games, 20 or more in 14 games and finished with eight double-doubles. He also averaged 25.7 points, 4.7 rebounds and shot 42.1 percent from 3-point range in the Adidas Summer Championships in July. Quickley was a member of the 2017 USA Men's U19 World Cup Team that competed in Cairo. Playing under Calipari, Quickley averaged 6.7 points and 2.4 assists in 18.3 minutes per game. He was named the Baltimore Sun Metro Player of the Year in 2016

UK Tops Nation with 27 Players on NBA Opening-Day Rosters

Kentucky's unprecedented success with helping players reach the NBA has surpassed a new level of extreme. At the start of the 2017-18 NBA season, a whopping 27 players on NBA opening-day rosters played and finished their college basketball careers at the University of Kentucky, the nation's most prolific NBA player-producing program in the country. UK's 27 players are once again far and away the most of any college basketball program. Duke was second with 20 former players and North Carolina and Kansas each have 16 on opening-day rosters.

Of the 489 players in the NBA to start the 2017-18 season, more than 5.5 percent played and finished their college basketball careers at UK. Seven NBA teams feature multiple Wildcats.

All told, UK's 27 players are represented on 15 of the league's 30 teams. Of the 27 Wildcats on an opening-day NBA roster, head coach John Calipari has coached 25 of them. With Tyreke Evans (Memphis Grizzlies) and Derrick Rose (Cleveland Cavaliers), who played for Calipari at Memphis, Calipari has coached 27 players on 2017-18 opening-day rosters, the most of any coach.

The Wildcats also have a handful of players on the doorstep of the league in the NBA G-League, including Aaron Harrison, Mychal Mulder, Marquis Teague, Derek Willis and James Young, and several others playing professionally internationally.

Kentucky has experienced unprecedented success at putting players in the NBA under Calipari. In the eight seasons of the Calipari era, 31 players have been selected in the NBA Draft, more than any other school. Included in the recent run are 24 first-round picks, three No. 1 overall selections (Anthony Davis, Karl-Anthony Towns and John Wall), seven top-five picks and 17 lottery selections.

Using figures compiled by basketball-reference.com and spotrac.com, Calipari-coached players only (which includes Rose and Evans but not Jodie Meeks or Rajon Rondo) have amassed nearly \$1.5 billion in career NBA contracts (\$1.455 billion). In the eight seasons Calipari has been the head coach at Kentucky, his players have totaled more than \$1.09 billion in NBA contracts.

In just the 2017-18 season alone, UK players are slated to make more than \$178 million. Calipari-coached players only (which includes Rose and Evans but not Meeks or Rondo) will make more than \$177 million.

UK's growing NBA contingent is already off to a fast start to the 2017-18 season:

- According to Basketball Reference, Davis is the only player since 1983-84 to post 95-plus points and 50-plus rebounds in the first three games of a season
- DeMarcus Cousins returned to Sacramento, his former team, for the first time by recording 41 points, 23 rebounds and six assists. It was the first time a player scored at least 40 points, grabbed at least 20 rebounds and dished out at least five assists since Chris Webber did it on Jan. 5, 2001. According to NBA.com/stats, he was the first player with at least 40 points, at least 20 rebounds and at least six assists on 50-percent shooting since Bob McAdoo did it on Jan. 15, 1976
- Malik Monk became the first Charlotte rookie to score 25 or more points in a game since Michael Kidd-Gilchrist in December of 2012 when he netted 25 on Nov. 1
- In November, Devin Booker became the fourth-youngest player in league history to reach 3,000 points behind LeBron James, Kevin Durant and Carmelo Anthony
- Towns recorded his 122th double-double of his career in his 175th career game. According to Timberwolves public relations, in the past 35 years, only Shaquille O'Neal, Tim

Duncan and David Robinson have recorded more double-doubles in their first 175 games

- On Nov. 21, Davis recorded his 16th 35-point, 15-rebound game. According to Basketball Reference, the only other player since 1983 who recorded more than 10 before turning 25 was Shaquille O'Neal, who had 27. As of Dec. 6, Davis and Cousins had more combined 35-point, 15-rebound games than the rest of the league combined since 2012-13
- Young, playing in the NBA G-League, recorded back-to-back 40-point games in November
- With 29 points on Nov. 22, Davis passed Chris Paul to become the Pelicans' second all-time leading scorer. He's behind only David West
- Cousins (Oct. 30), Towns (Nov. 20) and Davis (Nov. 27) have all won NBA Player of the Week
- Cousins became the first player this season to record 500 points and 250 rebounds
- On Nov. 28, Towns recorded his 27th career game with at least 20 points and 15 rebounds. According to ESPN Stats & Info, only Davis has more since 2015-16
- Booker scored 46 points in a win over The Philadelphia 76ers on Dec. 4 for his 10th 30-point game of the season. Only LeBron James reached 10 30-point games faster than Booker in 2017-18
- Cousins recorded 40 points and 22 rebounds on Dec. 6 vs. Denver. According to NBA.com/stats, he's the first player with multiple 40-point, 20-rebound games in a season since Patrick Ewing had two such games in 1989-90. Add in his four blocks that game and he became the first player to record 40 points, 20 rebounds and four blocks in a game since Hakeem Olajuwon in March 1989
- With Rondo's triple-double on Dec. 11, Rondo and Cousins marked the first time in Pelicans franchise history teammates posted triple-doubles in the same season
- Enes Kanter became the fifth player and first since Bob Lanier in 1971 to have at least 30 points and 20 rebounds in a game on Christmas Day when he had 31 points and 22 boards vs. the 76ers
- Rondo set a Pelicans franchise record with 25 assists on Dec. 27 in a win over the Nets. He became the first player with 25 assists in an NBA game since Jason Kidd (1996), according to NBA.com/stats. He's one of only seven players to ever dish out 25 or more assists and the only player to do it in 30 minutes or less of action, according to ESPN Stats & Info.

Success Rate

The Wildcats received an NCAA award in the spring of 2017 for placing in the top 10 percent of all men's basketball teams in the country in the NCAA's annual Academic Progress Rate. UK scored a perfect 1,000.

It's the third straight year the men's basketball team received the award and the fourth time since 2009.

The APR provides a real-time look at a team's academic success by the progress of each student-athlete on scholarship. The APR measures academic eligibility, retention and graduation. The scores are a four-year composite, covering the 2012-13 through 2015-16 school years.

Every Division I sports team across the nation calculates its APR each academic year, similar to a report card. Scholarship student-athletes each semester earn one point for remaining eligible and one point for staying in school or graduating.

UK has received a perfect 1,000 mark in each of the last four single-year APR rates. The NCAA cut score to compete in the 2016-17 postseason is a 930 four-year APR. Teams scoring below 930 can face consequences intended to direct additional focus on academics. Those penalties can include practice restrictions and playing-season reductions.

Wall Inducted into UK Athletics Hall of Fame

John Wall was inducted into the UK Athletics Hall of Fame as a member of the 2017 class in September.

Wall was the first national player of the year in program history as winner of the Adolph Rupp Trophy. He was named 2010 USBWA National Freshman of the Year, a Consensus First Team All-American, 2010 SEC Player of the Year by Associated Press and SEC Coaches, SEC Freshman of the Year by the AP, First Team All-SEC and SEC Tournament MVP.

Wall led UK to a No. 1 national ranking, SEC regular-season championship and the SEC Tournament championship. He set the single-season assists record with 241 assists (broken in 2016 by Tyler Ulis) and averaged 16.6 points and 6.5 assists. He was the first No. 1 overall NBA Draft pick in UK history. A four-time NBA All-Star through his first seven seasons, he has averaged double-figure scoring every season. Wall was tabbed to the All-NBA Third Team in 2017. He is the Washington franchise career leader in assists and steals.

2017-18 Lineup Comparison

A breakdown of Kentucky's most used lineups, including a breakdown of each lineup's +/- statistics:

Most Frequent Lineups	Total Minutes	Points For	Points Against	+/-	+/- per 40 min.
Diallo, Richards, Knox, Washington, Green	80:04	167	155	+12	+6.00
Diallo, Richards, Knox, Gilgeous-Alexander, Washington	35:31	77	57	+20	+22.52
Knox, Gilgeous-Alexander, Gabriel, Green, Killeya-Jones	32:49	48	63	-15	-18.28
Diallo, Knox, Gilgeous-Alexander, Gabriel, Killeya-Jones	31:46	74	41	+33	+41.55
Knox, Gilgeous-Alexander, Washington, Gabriel, Green	31:09	68	55	+13	+16.69
Diallo, Richards, Knox, Gilgeous-Alexander, Gabriel	30:35	64	46	+18	+23.54
Diallo, Knox, Gilgeous-Alexander, Washington, Gabriel	29:20	57	46	+11	+15.00
Diallo, Knox, Gilgeous-Alexander, Washington, Killeya-Jones	27:40	49	41	+8	+11.57
Richards, Knox, Gilgeous-Alexander, Washington, Green	27:01	45	52	-7	-10.36
Knox, Gilgeous-Alexander, Washington, Green, Killeya-Jones	22:10	58	36	+22	+39.70



KENTUCKY BY THE NUMBERS

Date	Opponent	Result	Points	Rebounds	Blocks	Steals	Assists
N.10	[-/-] UTAH VALLEY	W, 73-63	Diallo - 18^	Gabriel - 13^	Two with 3	Two with 4^	Two with 4
N.12	[-/-] VERMONT	W, 73-69	Washington - 17^	Washington - 10^	Four with 1^	G.-Alexander - 2^	Green - 4
N.14	[4/3] Kansas ²	L, 65-61	Knox - 20^	Two with 9^	Washington - 4^	G.-Alexander - 3^	Diallo - 4
N.17	[-/-] ETSU³	W, 78-61	Green - 21^	Knox - 10^	Killeya-Jones - 3^	Two with 2	G.-Alexander - 6^
N.20	[-/-] TROY³	W, 70-62	Knox - 17^	Diallo - 10^	Gabriel - 2	Three with 1^	Washington - 4^
N.22	[-/-] FORT WAYNE³	W, 86-67	Richards - 25^	Richards - 15^	Richards - 2^	G.-Alexander - 4^	Green - 5
N.26	[-/-] UIC⁴	W, 107-73	Knox - 25^	Green - 6	Richards - 3^	G.-Alexander - 2^	G.-Alexander - 6^
D.2	[-/-] HARVARD	W, 79-70	Knox - 20	Two with 7^	Richards - 3^	Gabriel - 3^	Green - 5^
D.9	[-/-] Monmouth⁴	W, 93-76	Diallo - 23^	Richards - 8^	Washington - 4^	Two with 2	G.-Alexander - 9^
D.16	[RV/RV] VIRGINIA TECH	W, 93-86	Knox - 21^	Gabriel - 9	Richards - 3^	Diallo - 3^	Two with 5
D.23	[-/-] UCLA⁵	L, 83-75	Diallo - 18	Two with 6	Three with 1	Three with 2	G.-Alexander - 5
D.29	[RV/RV] LOUISVILLE	W, 90-61	G.-Alexander - 24^	Three with 7	Two with 2^	G.-Alexander - 3^	Green - 5^
D.31	[-/-] GEORGIA*	W, 66-61	G.-Alexander - 21^	Two with 10^	Two with 2^	G.-Alexander - 3^	G.-Alexander - 4^
J.3	[-/-] at LSU*	W, 74-71	Two with 18	Knox - 11^	Washington - 2^	Gabriel - 3^	G.-Alexander - 4^
J.6	[23/22] at Tennessee*	L, 76-65	Green - 14	Richards - 8	Washington - 2^	Washington - 3	G.-Alexander - 6^
J.9	[RV/RV] TEXAS A&M*						
J.13	[-/-] at Vanderbilt*						
J.16	[-/-] at South Carolina*						
J.20	[-/-] FLORIDA*						
J.23	[-/-] MISSISSIPPI STATE*						
J.27	[-/-] at West Virginia⁶						
J.30	[-/-] VANDERBILT*						
F.3	[-/-] at Missouri*						
F.6	[-/-] TENNESSEE*						
F.10	[-/-] at Texas A&M*						
F.14	[-/-] at Auburn*						
F.17	[-/-] ALABAMA*						
F.20	[-/-] at Arkansas*						
F.24	[-/-] MISSOURI*						
F.28	[-/-] OLE MISS*						
M.3	[-/-] at Florida*						

All games in **BOLD CAPS**; Exhibition games in *italics*; *SEC game; ^game leader

- 1 - Kentucky Cares Classic (Rupp Arena)
- 2 - Champions Classic (United Center | Chicago)
- 3 - Adolph Rupp Classic (Rupp Arena)
- 4 - CITI Sports Classic (Madison Square Garden | New York)
- 5 - CBS Sports Classic (Smoothie King Center | New Orleans)
- 6 - Big 12/SEC Challenge (WVU Coliseum | Morgantown, W.Va.)

Times Led	Times Led	Times Led	Times Led	Times Led
Knox - 5	Richards - 6	Richards - 7	G.-Alexander - 9	G.-Alexander - 8
Diallo - 3	Gabriel - 5	Washington - 7	Diallo - 3	Green - 5
G.-Alexander - 3	Knox - 4	Gabriel - 5	Gabriel - 3	Washington - 2
Green - 2	Diallo - 2	G.-Alexander - 2	Knox - 3	Diallo - 1
Washington - 2	Washington - 2	Diallo - 1	Killeya-Jones - 2	Knox - 1
Richards - 1	Green - 1	Killeya-Jones - 1	Washington - 1	
	Killeya-Jones - 1		Wynyard - 1	

Wins vs. Losses

Result	FG%	Opp. FG%	3-Pt. FG%	Opp 3-Pt. FG%	FT%	RPG	APG	TOPG	BPG	SPG	PPG	Opp PPG
Wins	.494	.402	.387	.282	.690	40.2	15.7	13.9	5.6	6.5	81.8	68.3
Losses	.434	.424	.302	.350	.660	35.0	14.0	16.0	5.7	7.3	67.0	74.7

Comparing the Calipari Era

A look at statistics through 15 games throughout the John Calipari era ...

Year	FG%	Opp. FG%	3-Pt. FG%	FT%	RPG	Assists	TOs.	Blocks	Steals	Points	PPG	Record
2017-18	.483	.406	.367	.686	39.2	230	215	84	100	1,184	78.9	12-3
2016-17	.490	.401	.349	.694	41.9	282	164	98	107	1,413	94.2	13-2
2015-16	.473	.405	.313	.650	39.5	202	193	81	96	1,164	77.6	12-3
2014-15	.454	.313	.338	.671	42.1	248	175	124	120	1,138	75.9	15-0
2013-14	.475	.390	.298	.660	43.9	189	189	102	64	1,207	80.5	12-3
2012-13	.485	.381	.355	.649	39.0	237	192	113	113	1,161	77.4	10-5
2011-12	.485	.347	.364	.709	42.6	215	204	141	103	1,215	81.0	14-1
2010-11	.421	.389	.405	.700	40.3	203	165	100	85	1,200	80.0	12-3
2009-10	.502	.378	.406	.688	42.3	256	232	112	108	1,242	82.8	15-0



MISCELLANEOUS STATS

Team Leaders

NO.	NAME	GAME LEADERS					GAMES WITH							
		PTS.	REBS.	BLKS.	ASSTS.	STLS.	10+ PTS	20+ PTS	10+REBS	3+ASSTS	3+BLKS	3+STLS	3+3S	DOUBLE-DOUBLE
0	Quade Green	2 (2)	1 (1)	-	5 (5)	-	9 (9)	1 (1)	-	10 (10)	-	-	3 (3)	-
1	Sacha Killeya-Jones	-	1 (1)	1 (4)	-	2 (2)	- (1)	-	-	1 (1)	2 (2)	-	-	-
2	Jarred Vanderbilt	-	-	-	-	-	-	-	-	-	-	-	-	-
3	Hamidou Diallo	3 (3)	2 (2)	1 (1)	1 (1)	3 (3)	10 (10)	2 (2)	2 (2)	5 (5)	-	1 (1)	1 (1)	1 (1)
4	Nick Richards	1 (1)	6 (6)	7 (7)	-	-	4 (4)	1 (1)	1 (1)	4 (4)	-	- (-)	-	1 (1)
5	Kevin Knox	5 (5)	4 (4)	-	1 (1)	3 (3)	11 (11)	4 (4)	2 (2)	6 (6)	-	1 (1)	2 (2)	2 (2)
10	Jonny David	-	-	-	-	-	-	-	-	-	-	-	-	-
12	Brad Calipari	-	-	- (1)	-	-	-	-	-	-	-	-	-	-
13	Jemarl Baker	-	-	-	-	-	-	-	-	-	-	-	-	-
14	Tai Wynyard	-	-	-	-	1 (1)	-	-	-	-	-	-	-	-
22	Shai Gilgeous-Alexander	3 (3)	-	2 (2)	8 (8)	9 (9)	9 (9)	2 (2)	-	13 (13)	-	5 (5)	-	-
25	PJ Washington	2 (2)	2 (2)	7 (7)	2 (2)	1 (1)	8 (8)	1 (1)	1 (1)	5 (5)	2 (2)	1 (1)	-	1 (1)
30	Dillon Pulliam	-	-	-	-	-	-	-	-	-	-	-	-	-
32	Wenyen Gabriel	- (1)	5 (13)	5 (16)	-	3 (5)	3 (10)	- (1)	3 (5)	- (2)	2 (5)	2 (3)	2 (5)	- (1)

Career Total in (Parentheses)

Starting Lineups

Guard	Guard	G/F	Forward	Forward	Games	W-L
Green	Diallo	Knox	Washington	Richards	13	10-3
G.Alexander	Diallo	Knox	Washington	Richards	2	2-0

Starter	Games Started	Wins	Losses
Diallo	15	12	3
Knox	15	12	3
Richards	15	12	3
Washington	15	12	3
Green	13	10	3
Gilgeous-Alexander	2	2	0

Streaks

Overall	Lost 1
Unranked AP teams anywhere	Won 3
Ranked AP teams anywhere	Lost 3
Home	Won 15
Home AP ranked teams	Won 1
Home AP unranked teams	Won 56
Home SEC	Won 29
Home nonconference	Won 7
Home AP ranked SEC	Won 3
Home AP unranked SEC	Won 25
Home AP ranked nonconference	Lost 1
Home AP unranked nonconference	Won 43
Road	Lost 1
Road AP ranked teams	Lost 4
Road AP unranked teams	Won 5
Road SEC	Lost 1
Road nonconference	Lost 2
Road AP ranked SEC	Lost 2
Road AP unranked SEC	Won 5
Road AP ranked nonconference	Lost 2
Road AP unranked nonconference	Lost 4
Neutral	Lost 1
Neutral AP ranked teams	Lost 2
Neutral AP unranked teams	Lost 1

Active Consecutive Made Starts

Hamidou Diallo	15
Kevin Knox	15
Nick Richards	15
PJ Washington	15
Quade Green	5

Active Consecutive Made Free Throws

Kevin Knox	4
Jonny David	2
Sacha Killeya-Jones	2
Tai Wynyard	2
Nick Richards	1

Active Consecutive Games with a 3-Pointer

Wenyen Gabriel	7
Hamidou Diallo	2
Quade Green	1

25+	2
-----	---

Win-Loss Margins

Margin	Games Won	Games Lost
1		
2		
3	1	
4	1	1
5	1	
6		
7	1	
8	1	1
9	1	
10	1	
11		1
12		
13		
14		
15		
16		
17	2	
18		
19	1	
20		
21		
22		
23		
24		
25+	2	

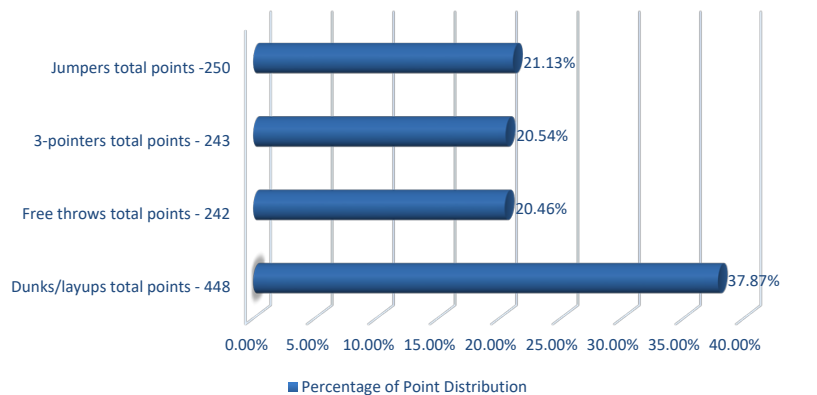
Kentucky's Record When

KENTUCKY RECORD	ALL	SEC
Leading at halftime:	8-1	0-1
Tied at the half:	0-1	0-0
Trailing at halftime:	4-1	2-0
Shoot > 50%:	5-0	1-0
Shoot < 50%:	7-3	1-1
Shoot higher % than opp.:	9-1	1-1
Shoot lower % than opp.:	3-2	1-0
Opp. shoot worse than 50%:	11-3	2-1
Opp. shoot 50% or higher:	1-0	0-0
Score less than 60 points:	0-0	0-0
Score 60-69 points:	1-2	1-1
Score 70-79 points:	6-1	1-0
Score 80-89 points:	1-0	0-0
Score 90-99 points:	3-0	0-0
Score 100+ points:	1-0	0-0
Opp. score less than 60 pts.:	0-0	0-0
Opp. score 60-69 pts.:	7-1	1-0
Opp. score 70-79 pts.:	4-1	1-1
Opp. score 80-89 points:	1-1	0-0
Opp. score 90-99 points:	0-0	0-0
Opp. score 100+ points:	0-0	0-0
Outrebounded opponent:	11-0	2-0
Outrebounded by opponent:	1-2	0-1
Equal number of rebounds:	0-1	0-0
Fewer turnovers than opp.:	5-0	1-0
Same turnovers as opp.:	1-1	0-0
More turnovers than opp.:	6-2	1-1
Make 8 or more 3-pointers:	2-0	0-0
Make 7 or fewer 3-pointers:	10-3	2-1
Games decided by 5 or fewer:	3-1	2-0
Overtime games:	0-0	0-0

KENTUCKY RECORD	ALL	SEC
On CBS:	1-1	0-0
On ESPN/ESPN2/ESPNU:	5-1	1-0
On Fox Sports1:	0-0	0-0
On SEC Network/(+):	6-1	1-1
On FSN:	0-0	0-0
vs. SEC at Home:	1-0	1-0
vs. SEC on Road:	1-1	1-1
Games vs. AP ranked opp.:	0-2	0-1
Games following a loss:	2-0	0-0
Games following a win:	9-3	2-1
More points in the paint:	8-1	1-0
Fewer/Same points in the paint:	4-1	1-0
More bench points than opp.:	7-3	2-1
Fewer or same bench pts.:	5-0	0-0
More 2nd-chance points:	7-0	0-0
Fewer or same 2nd chance pts.:	5-3	2-1
More or same points off TOs:	10-1	2-1
Fewer points off TOs:	2-1	0-0
On Monday:	1-0	0-0
On Tuesday:	0-1	0-0
On Wednesday:	2-0	1-0
On Thursday:	0-0	0-0
On Friday:	3-0	0-0
On Saturday:	3-2	0-1
On Sunday:	3-0	1-0
In November:	6-1	0-0
In December:	5-1	1-0
In January:	1-1	1-1
In February:	0-0	0-0
In March:	0-0	0-0
In April:	0-0	0-0

How the Cats are Scoring

Percentage of Point Distribution



Dunk Tracker

Player	Dunks in 2017-18	Dunks in Career
Nick Richards	14	14
PJ Washington	14	14
Hamidou Diallo	10	10
Sacha Killeya-Jones	4	8
Kevin Knox	8	8
Wenyen Gabriel	2	7
Shai Gilgeous-Alexander	5	5
Tai Wynyard	1	1

Fast Facts

Points Per Possession	1.089
Def. Points Per Possession	0.966
Points Off Turnovers	18.9
Second-Chance Points	12.1
Points in the Paint	36.9
Fast Break Points	11.5
Bench Points	22.3
Avg. Time of Possession	16.1
Turnover Percent	19.9

How UK Scored Its First Points

Player	Dunk/Layup	Jumper	3PT	FT
Hamidou Diallo	6	1		
Quade Green	1			
Kevin Knox		2		
Nick Richards	4			
PJ Washington				1



INDIVIDUALS

SCORING

Scored 25 points: Kevin Knox (25) vs. UIC, 11/26/17
Scored 30 points: De'Aaron Fox (39) vs. UCLA, 3/24/17
Scored 35 points: De'Aaron Fox (39) vs. UCLA, 3/24/17
Scored 40 points: Malik Monk (47) vs. North Carolina, 12/17/16
Scored 45 points: Malik Monk (47) vs. North Carolina, 12/17/16
Scored 50 points: Jodie Meeks (54) at Tennessee, 1/13/09
Two players had 20 points: Kevin Knox (21), Hamidou Diallo (20), vs. Virginia Tech, 12/16/17
Three players had 20 points: DeMarcus Cousins (27)/John Wall (21)/Patrick Patterson (20) vs. Sam Houston State, 11/19/09
Two players had 30 points: Patrick Patterson (33) and Jodie Meeks (32) vs. Tennessee State, 12/22/08
Scored 20 points in two straight games: Shai Gilgeous-Alexander (2) 12/29/17 - 12/31/17
Scored 20 points in three straight games: Malik Monk (4) 11/23/16 - 12/3/16
Scored 20 points in four straight games: Malik Monk (4) 11/23/16 - 12/3/16
Scored 20 points in five straight games: Jamal Murray (12) 2/2/16 - 3/12/16
Scored 20 points in six straight games: Jamal Murray (12) 2/2/16 - 3/12/16
Scored 20 points in seven straight games: Jamal Murray (12) 2/2/16 - 3/12/16
Scored 20 points in eight straight games: Jamal Murray (12) 2/2/16 - 3/12/16
Scored 20 points in nine straight games: Jamal Murray (12) 2/2/16 - 3/12/16
Scored 20 points in 10 straight games: Jamal Murray (12) 2/2/16 - 3/12/16
Scored 20 points in 11 straight games: Jamal Murray (12) 2/2/16 - 3/12/16
Scored 20 points in 12 straight games: Jamal Murray (12) 2/2/16 - 3/12/16
Scored 20 points in 15 straight games: Dan Issel (18) 12/1/69 - 2/7/70
Scored 25 points in three straight games: Tayshaun Prince (3) 3/11/01-3/17/01
Scored 30 points in two straight games: Jodie Meeks vs. Appalachian State (46) 12/20/08; vs. Tennessee State (32) 12/22/08
Scored 30 points in three straight games: Dan Issel (6) 2/14/70 - 3/2/70
Scored in double figures in 10 straight games: De'Aaron Fox (12) 2/14/17-3/26/17
Scored in double figures in 15 straight games: Malik Monk (30) 11/11/16-2/28/17
Scored in double figures in 20 straight games: Malik Monk (30) 11/11/16-2/28/17
Scored in double figures in 25 straight games: Malik Monk (30) 11/11/16-2/28/17
Scored in double figures in 30 straight games: Malik Monk (30) 11/11/16-2/28/17
Scored in double figures in 33 straight games: Jamal Murray (34) 11/17/15 - 3/19/16
Scored in double figures in 34 straight games: Jamal Murray (34) 11/17/15 - 3/19/16
Scored in double figures in 35 straight games: Kenny Walker (36) 11/14/85 - 3/22/86
Five players scored in double figures: Kevin Knox (25), Hamidou Diallo (19), PJ Washington (17), Shai Gilgeous-Alexander (14), Nick Richards (11) vs. UIC, 11/26/17
Six players scored in double figures: Kevin Knox (25), Hamidou Diallo (19), PJ Washington (17), Shai Gilgeous-Alexander (14), Nick Richards (11) vs. UIC, 11/26/17
Seven players scored in double figures: Randolph Morris (17), Kelienna Azubuike (15), Patrick Sparks (14), Chuck Hayes (12), Rajon Rondo (11), Ravi Moss (10) and Ramel Bradley (10) vs. Mississippi State 2/19/05,
Four players with 15 or more points: Malik Monk (26), De'Aaron Fox (16), Bam Adebayo (15), Wenyen Gabriel (15) vs. UT Martin, 11/25/16

DOUBLE-DOUBLES

Double-double: Kevin Knox (16 points, 11 rebounds) at LSU, 1/3/18
Triple-double: Isaiah Briscoe (19 points, 11 rebounds, 10 assists) at Ole Miss, 12/29/16

20-10 (rebs) game: Nick Richards (25 points, 15 rebounds) vs. Fort Wayne, 11/22/17
20-10 (assts) game: De'Aaron Fox (24 points, 10 assists) vs. North Carolina, 12/17/16
20-15 game: Nick Richards (25 points, 15 rebounds) vs. Fort Wayne, 11/22/17
30-10 game: Tayshaun Prince (33 points, 11 rebounds) vs. Tennessee State, 12/22/98
Back-to-back 20-10 games: Julius Randle (3) 11/8/13 - 11/10/13
Three straight 20-10 games: Julius Randle (3) 11/8/13 - 11/12/13
Double-double in points and rebs.: Kevin Knox (16 points, 11 rebounds) at LSU, 1/3/18
Double-double in points and assists: Isaiah Briscoe (19 points, 10 assists) at Ole Miss, 12/29/16
Double-double in points and blocks: Never
Double-double in points and steals: Never
Double-double in two consecutive games: Bam Adebayo (15 pts, 18 rebs) vs. NKU, (3/17/17), (13 pts, 10 rebs) vs. Wichita State, 3/19/17)
Double-double in three consecutive games: - Julius Randle (19p, 15r) vs. Kansas State, 3/21/14; (13 p, 10 r), vs. Wichita State, 3/23/14; (15 p, 12 r), vs. Louisville, 3/28/14; (16 p, 11 r), vs. Michigan, 3/30/14
Double-double in four consecutive games: Julius Randle (19p, 15r) vs. Kansas State, 3/21/14; (13 p, 10 r), vs. Wichita State, 3/23/14; (15 p, 12 r), vs. Louisville, 3/28/14; (16 p, 11 r), vs. Michigan, 3/30/14
Double-double in five consecutive games: Julius Randle (14p, 10r) at Arkansas, (2/27/14); (10p, 15r) at South Carolina (3/1/14); (12 p, 11 r) vs. Alabama, (3/4/14); (16 p, 10 r) at Florida, (3/8/14); (17 p, 16 r) vs. LSU, (3/14/14); (12 p, 11 r) vs. Georgia, (3/15/14)
Double-double in six consecutive games: Julius Randle (14p, 10r) at Arkansas, (2/27/14); (10p, 15r) at South Carolina (3/1/14); (12 p, 11 r) vs. Alabama, (3/4/14); (16 p, 10 r) at Florida, (3/8/14); (17 p, 16 r) vs. LSU, (3/14/14); (12 p, 11 r) vs. Georgia, (3/15/14)
Double-double in seven consecutive games: Julius Randle (7) 11/18/13-11/27/13
Double-double in 10 consecutive games: Jim Andrews, 1972-73 season
Two players record double-doubles: De'Aaron Fox (16 points, 11 assists), Wenyen Gabriel (10 points, 10 rebounds) vs. Cleveland State, 11/23/16
Three players record double-doubles: DeMarcus Cousins (19 pts, 14 rebs)/Patrick Patterson (19 pts, 10 rebs)/John Wall (18 pts, 10 rebs) at Mississippi State, 2/16/10
Four players record double-doubles: Jack Givens (30 pts, 13 rebs)/Kyle Macy (16 pts, 10 assts)/Mike Phillips (22 pts, 18 rebs)/Rick Robey (23 pts, 13 rebs) vs. Southern Methodist, 11/26/77
Five players record double-doubles: Never

FIELD GOALS

Made 12 FG in a game: De'Aaron Fox (13) vs. UCLA, 3/24/17
Made 15 FG in a game: Malik Monk (18) vs. North Carolina, 12/17/16
Made 16 FG in a game: Malik Monk (18) vs. North Carolina, 12/17/16
Made 17 FG in a game: Malik Monk (18) vs. North Carolina, 12/17/16
Made 18 FG in a game: Malik Monk (18) vs. North Carolina, 12/17/16
Made 19 FG in a game: Dan Issel (19) vs. Alabama, 2/23/70
Made 20 FG in a game: Dan Issel (23) vs. Ole Miss, 2/7/70
Made 21 FG in a game: Dan Issel (23) vs. Ole Miss, 2/7/70
Made 22 FG in a game: Dan Issel (23) vs. Ole Miss, 2/7/70
Made 23 FG in a game: Dan Issel (23) vs. Ole Miss, 2/7/70
Attempted 17 FG in a game: Hamidou Diallo (18) vs. UCLA, 12/23/17
Attempted 18 FG in a game: Hamidou Diallo (18) vs. UCLA, 12/23/17
Attempted 19 FG in a game: De'Aaron Fox (20) vs. UCLA, 3/24/17
Attempted 20 FG in a game: De'Aaron Fox (20) vs. UCLA, 3/24/17
Attempted 25 FG in a game: Malik Monk (28) vs. North Carolina, 12/17/16

3-POINTERS

Made 5 3-pointers in a game: Malik Monk (5) vs. Florida, 2/25/17
Made 6 3-pointers in a game: Malik Monk (7) vs. Georgia, 1/31/17

Made 7 3-pointers in a game: Malik Monk (7) vs. Georgia, 1/31/17
Made 8 3-pointers in a game: Malik Monk (8) vs. North Carolina, 12/17/16
Made 9 3-pointers in a game: Jodie Meeks (10) at Tennessee, 1/13/09
Made 10 3-pointers in a game: Jodie Meeks (10) at Tennessee, 1/13/09
Made 11 3-pointers in a game: Never
Attempted 10 3-pointers in a game: Malik Monk (11) vs. Georgia, 1/31/17
Attempted 15 3-pointers in a game: Jodie Meeks (15) at Tennessee, 1/13/09
Attempted 16 3-pointers in a game: Derrick Miller (16) vs. LSU 2/15/90
Attempted 17 3-pointers in a game: Derrick Miller (19) vs. Kansas 12/6/89
Attempted 18 3-pointers in a game: Derrick Miller (19) vs. Kansas 12/6/89
Attempted 19 3-pointers in a game: Derrick Miller (19) vs. Kansas 12/6/89
Made a 3-pointer in 10 straight games: Malik Monk (12), 1/21/17-2/28/17
Made a 3-pointer in 15 straight games: Jamal Murray (36), 11/13/15 - 3/19/16, Derek Willis (17), 1/12/16 - 3/17/16
Made a 3-pointer in 20 straight games: Jamal Murray (36), 11/13/15 - 3/19/16
Made a 3-pointer in 30 straight games: Jamal Murray (36), 11/13/15 - 3/19/16
Made two 3-pointers in 10 straight games: Jamal Murray (17), 1/23/16 - 3/17/16
Made three 3-pointers in 10 straight games: Gerald Fitch (20) 1/14/03 - 3/23/03
Made three 3-pointers in 15 straight games: Gerald Fitch (20) 1/14/03 - 3/23/03
Made three 3-pointers in 20 straight games: Gerald Fitch (20) 1/14/03 - 3/23/03
Made three 3-pointers in 25 straight games: Keith Bogans (29) 3/14/02 - 2/26/03

FREE THROWS

Made 8 FT in a game: Shai Gilgeous-Alexander (12) vs. Georgia, 12/31/17
Made 9 FT in a game: Shai Gilgeous-Alexander (12) vs. Georgia, 12/31/17
Made 10 FT in a game: Shai Gilgeous-Alexander (12) vs. Georgia, 12/31/17
Made 11 FT in a game: Shai Gilgeous-Alexander (12) vs. Georgia, 12/31/17
Made 12 FT in a game: Shai Gilgeous-Alexander (12) vs. Georgia, 12/31/17
Made 13 FT in a game: De'Aaron Fox (13) vs. UCLA, 3/24/17
Made 14 FT in a game: Tyler Ullis (14) at Arkansas, 1/21/16
Made 15 FT in a game: Rodrick Rhodes (16) vs. Ole Miss 1/18/95
Made 16 FT in a game: Rodrick Rhodes (16) vs. Ole Miss 1/18/95
Made 17 FT in a game: Dwight Anderson (18) vs. Mississippi State 2/12/79
Made 18 FT in a game: Dwight Anderson (18) vs. Mississippi State 2/12/79
Attempted 10 FT in a game: Shai Gilgeous-Alexander (13) vs. Georgia, 12/31/17
Attempted 15 FT in a game: De'Aaron Fox (15), vs. UCLA, 3/24/17
Attempted 20 FT in a game: Heshimu Evans (20) vs. Ole Miss 3/5/99

REBOUNDS

15 Rebs: Nick Richards (15) vs. Fort Wayne, 11/22/17
16 Rebs: Bam Adebayo (18) vs. Northern Kentucky, 3/17/17
17 Rebs: Bam Adebayo (18) vs. Northern Kentucky, 3/17/17
18 Rebs: Bam Adebayo (18) vs. Northern Kentucky, 3/17/17
19 Rebs: Michael Kidd-Gilchrist (19) vs. Louisville, 12/31/11
20 Rebs: Jared Prickett (20) vs. Arkansas 2/9/94
25 Rebs: Mike Phillips (28) vs. Tennessee 1/10/76
30 Rebs: Cotton Nash (30) vs. Ole Miss 2/8/64
34 Rebs: Bob Burrow (34) vs. Temple 12/10/55
10+ Rebs in three consecutive games: Julius Randle (4) 3/21/14 - 3/30/14
10+ Rebs in four consecutive games: Julius Randle (4) 3/21/14 - 3/30/14
10+ Rebs in five consecutive games: Julius Randle (10) 2/12/14 - 3/15/14
10+ Rebs in six consecutive games: Julius Randle (10) 2/12/14 - 3/15/14



THE LAST TIME ...

10+ Rebs in seven consecutive games: Julius Randle (10) 2/12/14 - 3/15/14
10+ rebs in eight consecutive games: Julius Randle (10) 2/12/14 - 3/15/14
10+ rebs in nine consecutive games: Julius Randle (10) 2/12/14 - 3/15/14
10+ rebs in 10 consecutive games: Julius Randle (10) 2/12/14 - 3/15/14
Two players had 10 rebounds: Hamidou Diallo (10) and Wenyen Gabriel (10) vs. Georgia, 12/31/17
Three players had 10 rebounds: Michael Kidd-Gilchrist (19), Terrence Jones (11), Anthony Davis (10) vs. Louisville, 12/31/11

ASSISTS

6 assists: Shai Gilgeous-Alexander (6) at Tennessee, 1/6/18
7 assists: Shai Gilgeous-Alexander (9) vs. Monmouth, 12/9/17
8 assists: Shai Gilgeous-Alexander (9) vs. Monmouth, 12/9/17
9 assists: Shai Gilgeous-Alexander (9) vs. Monmouth, 12/9/17
10 assists: Isaiah Briscoe (11) at Ole Miss, 12/29/16
11 assists: Isaiah Briscoe (11) at Ole Miss, 12/29/16
12 assists: De'Aaron Fox (12) vs. Stephen F. Austin, 11/11/16
13 assists: Tyler Ulis (14) vs. LSU, 3/5/16
14 assists: Tyler Ulis (14) vs. LSU, 3/5/16
15 assists: John Wall (16) vs. Hartford, 12/29/09
16 assists: John Wall (16) vs. Hartford, 12/29/09
5+ assists in four consecutive games: De'Aaron Fox (6) 11/15/16 - 12/3/16
8+ assists in two consecutive games: De'Aaron Fox (2) 11/25/16 - 12/3/16

BLOCKS

4 blocks: PJ Washington (4) vs. Monmouth, 12/9/17
5 blocks: Skal Labissiere (6) vs. Stony Brook, 3/17/16
6 blocks: Skal Labissiere (6) vs. Stony Brook, 3/17/16
7 blocks: Karl-Anthony Towns (7) vs. Vanderbilt, 1/20/15
8 blocks: Willie Cauley-Stein (9) vs. Boise State, 12/10/13
9 blocks: Willie Cauley-Stein (9) vs. Boise State, 12/10/13
10 blocks: Nerlens Noel (12) at Ole Miss, 1/29/13
11 blocks: Nerlens Noel (12) at Ole Miss, 1/29/13
12 blocks: Nerlens Noel (12) at Ole Miss, 1/29/13

STEALS

4 steals: Shai Gilgeous-Alexander vs. Fort Wayne, 11/22/17
5 steals: Malik Monk (5) vs. UCLA, 12/3/16
6 steals: Tyler Ulis (6) vs. Ole Miss, 1/2/16
7 steals: Rajon Rondo (8) vs. Mississippi State, 2/19/05
8 steals: Rajon Rondo (8) vs. Mississippi State, 2/19/05

MINUTES

Played every minute: Isaiah Briscoe (45) vs. Georgia, 1/31/17
Played 40+ minutes: Malik Monk (44), Isaiah Briscoe (45) vs. Georgia, 1/31/17
Played more than 50 minutes: Patrick Patterson (50) vs. Vanderbilt, 1/12/08

FOULS

Fouled out: Wenyen Gabriel, Hamidou Diallo at Tennessee, 1/6/18
Two players fouled out: Wenyen Gabriel, Hamidou Diallo at Tennessee, 1/6/18
Three players fouled out: Skal Labissiere, Marcus Lee, Alex Poythress, Derek Willis at Kansas, 1/30/16
Four players fouled out: Skal Labissiere, Marcus Lee, Alex Poythress, Derek Willis at Kansas, 1/30/16
Technical foul: Sacha Killeya-Jones & John Calipari at Tennessee, 1/6/18

TEAM

STARTS

Started four freshmen: Kevin Knox, Quade Green, Hamidou Diallo, Nick Richards, PJ Washington at Tennessee, 1/6/18
Started five freshmen: Kevin Knox, Quade Green, Hamidou Diallo, Nick Richards, PJ Washington at Tennessee, 1/6/18

SCORING

Scored 90 or more points: 90 vs. Louisville, 12/29/17 (W, 90-61)
Scored 90 or more points (SEC game): 92 vs. LSU, 2/7/17 (W, 92-85)
Scored 100 or more points: 107 vs. UIC, 11/26/17 (W, 107-73)
Scored 100 or more points (SEC game): 100 vs. Texas A&M, 1/3/17 (W, 100-58)
Scored 110 or more points: 115 vs. Arizona State, 11/28/16

(W, 115-69)
Scored 110 or more points (SEC game): 110 vs. Auburn, 2/21/15 (W, 110-75)
Scored 120 or more points: 120 vs. Vanderbilt, 2/7/96 (W, 120-81)
Scored 120 or more points (SEC game): 120 vs. Vanderbilt, 2/7/96 (W, 120-81)
Scored 130 or more points: 143 vs. Georgia, 2/27/56 (W, 143-66)
Scored 140 or more points: 143 vs. Georgia, 2/27/56 (W, 143-66)
Scored 150 or more points: Never
Scored less than 50 points: 48 vs. Vanderbilt, 3/15/13 (L, 64-48)
Scored 100 points in two consecutive games: vs. Cleveland State (11/23/16), vs. UT Martin (11/25/16), vs. Arizona State (11/28/16)
Scored 100 Points in three consecutive games: vs. Cleveland State (11/23/16), vs. UT Martin (11/25/16), vs. Arizona State (11/28/16)
Scored 100 points in consecutive SEC games: 2/27/56-3/3/56

OPPONENT SCORING

Allowed 90 or more points: 100 vs. North Carolina, 12/17/16 (W, 103-100)
Allowed 90 or more points (SEC game): 90 by Georgia, 3/4/09 (L, 90-85)
Allowed 100 or more points: 100 vs. North Carolina, 12/17/16 (W, 103-100)
Allowed 100 or more points (SEC game): 101 by Arkansas, 2/10/93 (L, 101-94)
Allowed less than 50 points: 48 vs. Michigan State, 11/15/16 (W, 69-48)
Allowed less than 50 points (SEC game): 48 vs. Georgia, 2/9/16 (W, 82-48)

SHOOTING PERCENTAGES

Shot 70% from the field: .722 vs. Mississippi St., 2/15/86
Shot 65% from the field: .667 vs. UIC, 11/26/17
Shot 30% or less from the field: .281 at Texas A&M (1/10/15)
Allowed 50% shooting: .582 vs. Virginia Tech, 12/16/17
Allowed 60% shooting: .640 by Florida, 3/4/07
Allowed 20% or less shooting: .197 by Montana State, 11/23/14 (12-61)
Allowed 30% or less shooting: .263 by Stony Brook, 3/17/16 (20-76)
Held opponent to zero 3-pointers: at Auburn, 1/19/13 (0-15)

FREE THROWS

Shot 90% or better from FT line: 90.0 (9-10) vs. Wisconsin (4/4/15)
Shot 100% from FT Line: 11-11 vs. Florida, 2/7/12
Shot 50% or less from FT line: .200 (3-15) vs. ETSU, 11/11/17
Attempted 40 FT: vs. Arkansas (40), 1/7/17
Attempted five or less FT: vs. South Carolina (4) 1/21/06
Made 30 FT: 30 vs. Auburn, 3/14/15 (30-35)

3-POINTERS

Hit 10 3-pointers: 11 vs. Virginia Tech, 12/16/17 (11-22)
Hit 11 3-pointers: 11 vs. Virginia Tech, 12/16/17 (11-22)
Hit 12 3-pointers: 13 vs. Texas A&M, 1/3/17 (13-25)
Hit 13 3-pointers: 13 vs. Texas A&M, 1/3/17 (13-25)
Hit 14 3-pointers: 15 vs. Georgia, 3/1/12 (15-27)
Hit 15 3-pointers: 15 vs. Georgia, 3/1/12 (15-27)
Hit 16 3-pointers: 16 vs. UNC-Asheville, 12/23/96 (16-33)
Hit 17 3-pointers: 20 vs. LSU, 3/4/95 (20-35)
Hit 18 3-pointers: 20 vs. LSU, 3/4/95 (20-35)
Hit 19 3-pointers: 20 vs. LSU, 3/4/95 (20-35)
Hit 20 3-pointers: 20 vs. LSU, 3/4/95 (20-35)
Hit 21 3-pointers: 21 vs. North Carolina, 12/27/89 (21-48)
Hit 22 3-pointers: Never

SCORING MARGINS

Won game by 50 points or more: 58 vs. Montana State (W, 86-28) 11/23/14
Won game by 60 points or more: 62 vs. Vanderbilt (W, 106-44) 3/5/03
Won game by 70 points or more: 74 vs. Tennessee-Martin (W, 124-50) 11/26/94
Lost game by 30 points or more: 30 at Tennessee (L, 88-58) 2/16/13
Lost game by 40 points or more: 41 at Vanderbilt (L, 93-52) 2/12/08
Lost game by 50 points or more: 55 at Kansas (L, 150-95) 12/9/89
Lost game by 60 points or more: 70 vs. Central (L, 87-17)

1/28/1910
Lost game by 70 points or more: 70 vs. Central (L, 87-17) 1/28/1910
Game decided by one point: vs. Wisconsin, 4/5/14 (W, 74-73)
Game decided by two points: vs. North Carolina, 3/26/17 (L, 75-73)
Game decided by three points: at LSU, 1/3/18 (W, 74-71)
Two consecutive games decided by one point: vs. North Carolina (W, 73-72) 12/3/11 and at Indiana (L, 73-72) 12/10/11
Three consecutive games decided by one point: Never
Two consecutive games decided by two points: at Ole Miss (L, 71-69) 2/1/11 and Florida (L, 70-68) 2/5/11

Came back from 10-point deficit for win: W, 78-61 vs. ETSU (11/17/17); Trailed by 10 at 18-8 (12:18 in 1st)
Came back from 11-point deficit for win: W, 73-62 vs. Utah Valley (11/10/17); Trailed by 12 at 37-25 (19:26 in 2nd)
Came back from 12-point deficit for win: W, 73-62 vs. Utah Valley (11/10/17); Trailed by 12 at 37-25 (19:26 in 2nd)
Came back from 13-point deficit for win: W, 71-63 at Texas A&M (3/4/17); Trailed by 15 at 19-4 (12:09 in 1st)
Came back from 14-point deficit for win: W, 71-63 at Texas A&M (3/4/17); Trailed by 15 at 19-4 (12:09 in 1st)
Came back from 15-point deficit for win: W, 71-63 at Texas A&M (3/4/17); Trailed by 15 at 19-4 (12:09 in 1st)
Came back from 16-point deficit for win: W, 73-67 vs. Vanderbilt (2/28/17); Trailed by 19 at 25-6 (8:03 in 1st)
Came back from 17-point deficit for win: W, 73-67 vs. Vanderbilt (2/28/17); Trailed by 19 at 25-6 (8:03 in 1st)
Came back from 18-point deficit for win: W, 73-67 vs. Vanderbilt (2/28/17); Trailed by 19 at 25-6 (8:03 in 1st)
Came back from 19-point deficit for win: W, 73-67 vs. Vanderbilt (2/28/17); Trailed by 19 at 25-6 (8:03 in 1st)
Came back from 20-point deficit for win: W, 82-79 at Vanderbilt (2/22/97); Trailed by 22 at 40-18 (3:51 in 1st)
Came back from 30-point deficit for win: W, 99-95 at LSU (2/15/94); Trailed by 31 at 68-37 (15:34 in 2nd)
Came back from 31-point deficit for win: W, 99-95 at LSU (2/15/94); Trailed by 31 at 68-37 (15:34 in 2nd)

REBOUNDS

Pulled down 50 rebounds: 53 (15-38) vs. Troy, 11/20/17
Pulled down 55 rebounds: 59 (20-39) vs. Arizona State, 11/28/16
Pulled down 60 rebounds: 62 (19-43) vs. Morehead State, 12/16/96

OVERTIME GAMES

Played an overtime game: vs. Georgia, 1/31/17 (W, 90-81 OT)
Won an overtime game: vs. Georgia, 1/31/17 (W, 90-81 OT)
Played an SEC overtime game: vs. Georgia, 1/31/17 (W, 90-81 OT)
Won an SEC overtime game: vs. Georgia, 1/31/17 (W, 90-81 OT)
Lost an overtime game: at Texas A&M, 2/20/16 (L, 79-77 OT)
Lost an SEC overtime game: at Texas A&M, 2/20/16 (L, 79-77 OT)
Played an overtime game in SEC Tournament: vs. Texas A&M, 3/13/16 (W, 82-77 OT)
Won an overtime game in SEC Tournament: vs. Texas A&M, 3/13/16 (W, 82-77 OT)
Played two overtimes: at Texas A&M, 1/10/15 (W, 70-64 2ot)
Played three overtimes: vs. Temple 12/7/57 (W, 85-83)
Played four overtimes: Never played four overtime game
Played consecutive games that went to overtime: 1/6/15 vs. Ole Miss (W, 89-86) and 1/10/15 at Texas A&M (70-64)



Year-by-Year Records

Season	W-L	Percentage
2017-18	10-0	1.000
2016-17	15-2	.882
2015-16	17-0	1.000
2014-15	19-0	1.000
2013-14	16-2	.889
2012-13	16-2	.889
2011-12	18-0	1.000
2010-11	15-0	1.000
2009-10	18-0	1.000
2008-09	12-6	.667
2007-08	14-4	.778
2006-07	14-2	.875
2005-06	10-5	.667
2004-05	14-1	.933
2003-04	11-2	.846
2002-03	12-1	.923
2001-02	12-3	.800
2000-01	11-1	.917
1999-2000	14-0	1.000
1998-99	12-1	.923
1997-98	9-3	.750
1996-97	12-1	.923
1995-96	13-0	1.000
1994-95	12-1	.923
1993-94	13-1	.929
1992-93	16-0	1.000
1991-92	15-2	.882
1990-91	13-0	1.000
1989-90	13-2	.867
1988-89	8-6	.571
1987-88	14-2	.875
1986-87	13-2	.867
1985-86	18-0	1.000
1984-85	11-3	.786
1983-84	16-0	1.000
1982-83	14-1	.933
1981-82	15-1	.938
1980-81	15-0	1.000
1979-80	12-3	.800
1978-79	11-4	.733
1977-78	16-0	1.000
1976-77	12-2	.857
Total	571-66	.896

Top 10 All-Time Attendances

No.	Att.	Opp.	Date	Result
1.	24,479	Louisville	1/20/10	W, 71-62
2.	24,468	N. Carolina	12/5/09	W, 68-66
3.	24,465	Florida	2/10/07	L, 64-61
4.	24,459	Florida	2/4/03	W, 70-55
5.	24,432	Louisville	12/17/05	W, 73-61
6.	24,431	Florida	2/25/17	W, 76-66
7.	24,428	Florida	3/7/15	W, 67-50
8.	24,425	Florida	2/15/14	L, 69-59
9.	24,418	Kansas	1/28/17	L, 79-73
10.	24,416	Arkansas	2/28/15	W, 84-67

Top 10 Attendances of 17-18

No.	Att.	Opp.	Date	Result
1.	24,228	Louisville	12/29/17	W, 90-61
2.	22,922	Harvard	12/2/17	W, 79-70
3.	22,862	Georgia	12/31/17	W, 66-61
4.	22,690	Virginia Tech	12/16/17	W, 93-86
5.	20,645	Fort Wayne	11/22/17	W, 86-67
6.	20,378	Centre*	11/3/17	W, 106-63
7.	20,212	UIC	11/26/17	W, 107-73
8.	20,174	Vermont	11/12/17	W, 73-69
9.	20,168	ETSU	11/17/17	W, 78-61
10.	19,807	Utah Valley	11/10/17	W, 73-63

Cats Rock at Rupp

UK has won 227 of its last 256 home games, including a 54-game winning streak in the venerable arena to begin the John Calipari era. All-time, the Wildcats are 571-66 (.896) in Rupp Arena.

Among the most notable marks of dominance in the nation's toughest venue to play include:

- The Wildcats are 303-40 (.883) in regular-season SEC games in the building
- Kentucky set a new program home record of 19 wins in 2014-15
- The Wildcats have gone undefeated at home in five of John Calipari's eight seasons
- Overall, UK has posted a perfect mark in 13 of Rupp Arena's 40 seasons

Cal Owns Longest Win Streaks in Rupp

With UK's 2011-12 season-opening victory over Marist, UK head coach John Calipari recorded his 34th consecutive win in Rupp Arena as UK's head coach. It broke former UK head coach Rick Pitino's longest streak of 33 games in the venue.

The winning streak reached as long as 54 games. Calipari didn't suffer his first loss in Rupp Arena until losing to Baylor in his fourth season. The 54-game run, however, was his longest career winning streak. He also had the second-longest streak in the arena as the Cats won 42 straight from March 4, 2014 to Nov. 25, 2016.

Pack the House

Kentucky has led the nation in average home attendance in 19 of the last 22 seasons entering this year, including a Rupp Arena record of 24,110 in John Calipari's first season (2009-10) as head coach.

- Kentucky averaged 23,461 fans during the 2016-17 season
- UK has averaged 23,000 or more fans in seven of Calipari's eight seasons
- The Wildcats currently lead the nation in average attendance in 2017-18

The Top-Ranked Team at Home

Kentucky has lost just three times at home as the Associated Press top-ranked team in the history of the program and just twice in Rupp Arena. Prior to the loss to UCLA by three on Dec. 3, 2016, the other two losses came by just one point.

The Wildcats are 53-2 all-time as the AP No. 1 team in Rupp Arena since its opening in 1976. The first loss was to Auburn, 53-52, on Jan. 9, 1988.

Coach Cal in Rupp Arena

It's been downright difficult to beat the Wildcats at Rupp Arena during the John Calipari era. UK is 144-6 (.960) at Rupp Arena under Calipari.

- UK is 18-3 (.857) vs. ranked opponents in Rupp in the Calipari era
- The Wildcats are 126-3 (.977) vs. unranked teams in Rupp under Cal
- UK is 77-3 (.963) at home vs. nonconference foes under Calipari
- Calipari notched his 100th career win at Rupp Arena as UK's coach with the Wildcats' 110-75 rout of Auburn on Feb. 21, 2014. It took Calipari just 104 games to reach the century mark at home, the fastest of any UK coach

Cal Passes Hall for Rupp Record

With a 101-70 victory over Cleveland State on Nov. 23, 2016, John Calipari passed former UK head coach Joe B. Hall for wins in Rupp Arena history.

Calipari currently has 144 victories inside the historic venue. Hall won 122.

Rupp Arena Quick Facts

Year Opened:	1976
First Game:	Nov. 27, 1976
All-Time Record:	571-66 (89.6)
Record Under Calipari:	144-6 (96.0)
Capacity:	23,000
Record Crowd:	24,479 (1/20/10)
Longest Winning Streak:	54 (11/9/10-12/1/12)
Current Winning Streak:	15 (1/31/17 - Pres.)

2017-18 Opponent Breakdown

Utah Valley (Nov. 10)

All-time games in Rupp Arena: One
UK record in Rupp vs. Utah Valley: 1-0
Last time in Rupp Arena: UK, 73-63 (11/10/17)

Vermont (Nov. 12)

All-time games in Rupp Arena: One
UK record in Rupp vs. Vermont: 1-0
Last time in Rupp Arena: UK, 73-69 (11/12/17)

ETSU (Nov. 17)

All-time games in Rupp Arena: Four
UK record in Rupp vs. ETSU: 4-0
Last time in Rupp Arena: UK, 78-61 (11/17/17)

Troy (Nov. 20)

All-time games in Rupp Arena: One
UK record in Rupp vs. Troy: 1-0
Last time in Rupp Arena: UK, 70-62 (11/20/17)

Fort Wayne (Nov. 22)

All-time games in Rupp Arena: One
UK record in Rupp vs. Fort Wayne: 1-0
Last time in Rupp Arena: UK, 86-67 (11/22/17)

UIC (Nov. 26)

All-time games in Rupp Arena: One
UK record in Rupp vs. UIC: 1-0
Last time in Rupp Arena: UK, 107-73 (11/26/17)

Harvard (Dec. 2)

All-time games in Rupp Arena: One
UK record in Rupp vs. Harvard: 1-0
Last time in Rupp Arena: UK, 79-70 (12/26/17)

Virginia Tech (Dec. 16)

All-time games in Rupp Arena: One
UK record in Rupp vs. Virginia Tech: 1-0
Last time in Rupp Arena: UK, 93-86 (12/16/17)

Louisville (Dec. 29)

All-time games in Rupp Arena: 19
UK record in Rupp vs. UofL: 15-4
Last time in Rupp Arena: UK, 90-61 (12/27/17)

Georgia (Dec. 31)

All-time games in Rupp Arena: 40
UK record in Rupp vs. UGA: 36-4
Last time in Rupp Arena: UK, 66-61 (12/31/17)

Texas A&M (Jan. 9)

All-time games in Rupp Arena: Four
UK record in Rupp vs. TAMU: 2-2
Last time in Rupp Arena: UK, 100-58 (1/3/17)

Florida (Jan. 20)

All-time games in Rupp Arena: 41
UK record in Rupp vs. UF: 34-7
Last time in Rupp Arena: UK, 76-66 (2/25/17)

Mississippi State (Jan. 23)

All-time games in Rupp Arena: 28
UK record in Rupp vs. MSU: 26-2
Last time in Rupp Arena: UK, 80-74 (1/12/16)

Vanderbilt (Jan. 30)

All-time games in Rupp Arena: 39
UK record in Rupp vs. VU: 37-2
Last time in Rupp Arena: UK, 73-67 (2/28/17)

Tennessee (Feb. 6)

All-time games in Rupp Arena: 41
UK record in Rupp vs. UT: 37-4
Last time in Rupp Arena: UK, 83-58 (2/14/17)

Alabama (Feb. 17)

All-time games in Rupp Arena: 30
UK record in Rupp vs. UA: 24-6
Last time in Rupp Arena: UK, 78-53 (2/23/16)

Missouri (Feb. 24)

All-time games in Rupp Arena: Three
UK record in Rupp vs. Mizzou: 3-0
Last time in Rupp Arena: UK, 88-54 (1/27/16)

Ole Miss (Feb. 28)

All-time games in Rupp Arena: 30
UK record in Rupp vs. OM: 29-2
Last time in Rupp Arena: UK, 83-61 (1/2/16)



COACH CALIPARI

UK vs. AP Ranked Foes Under Cal

In John Calipari Era (2009-Present)

50-24

at No. 23 Tennessee	Jan. 6, 2018	L, 76-65
vs. No. 4 Kansas (Chicago)	Nov. 14, 2017	L, 65-61
vs. No. 5 North Carolina (NCAA)	March 26, 2017	L, 75-73
vs. No. 8 UCLA (NCAA)	March 24, 2017	W, 86-75
vs. No. 19 Wichita St. (NCAA)	March 19, 2017	W, 65-62
vs. No. 13 Florida	Feb. 25, 2017	W, 76-66
at No. 24 Florida	Feb. 4, 2017	L, 88-66
vs. No. 2 Kansas	Jan. 28, 2017	L, 79-73
vs. No. 24 South Carolina	Jan. 21, 2017	W, 85-69
at No. 10 Louisville	Dec. 21, 2016	L, 73-70
vs. No. 7 North Carolina (Las Vegas)	Dec. 17, 2016	W, 103-100
vs. No. 11 UCLA	Dec. 3, 2016	L, 97-92
vs. No. 13 Michigan St. (New York)	Nov. 15, 2016	W, 69-48
vs. No. 14 Indiana	March 19, 2016	L, 73-67
vs. No. 17 Texas A&M (SECT)	March 13, 2016	W, 82-77
at No. 4 Kansas	Jan. 30, 2016	L, 90-84
vs. No. 16 Louisville	Dec. 27, 2015	W, 75-73
vs. No. 5 Duke (Chicago)	Nov. 17, 2015	W, 74-63
vs. No. 3 Wisconsin (NCAA)	April 4, 2015	L, 71-64
vs. No. 8 Notre Dame (NCAA)	March 28, 2015	W, 68-66
vs. No. 20 W. Virginia (NCAA)	March 26, 2015	W, 78-39
vs. No. 21 Arkansas (SECT)	March 15, 2015	W, 78-63
vs. No. 18 Arkansas	Feb. 28, 2015	W, 84-67
at No. 4 Louisville	Dec. 27, 2014	W, 58-50
vs. No. 21 North Carolina	Dec. 13, 2014	W, 84-70
vs. No. 6 Texas	Dec. 5, 2014	W, 63-51
vs. No. 5 Kansas (Indianapolis)	Nov. 18, 2014	W, 72-40
vs. No. 18 UConn (NCAA)	April 7, 2014	L, 60-54
vs. No. 12 Wisconsin (NCAA)	April 5, 2014	W, 74-73
vs. No. 7 Michigan (NCAA)	March 30, 2014	W, 75-72
vs. No. 5 Louisville (NCAA)	March 28, 2014	W, 74-69
vs. No. 2 Wichita St. (NCAA)	March 23, 2014	W, 78-76
vs. No. 1 Florida (SECT)	March 16, 2014	L, 61-60
at No. 1 Florida	March 8, 2014	L, 84-65
vs. No. 3 Florida	Feb. 15, 2014	L, 69-59
vs. No. 4 Louisville	Dec. 28, 2013	W, 73-66
at No. 18 North Carolina	Dec. 14, 2013	L, 82-77
vs. No. 20 Baylor (Dallas)	Dec. 6, 2013	L, 67-62
vs. No. 2 Michigan St. (Chicago)	Nov. 12, 2013	L, 78-74
vs. No. 11 Florida	March 9, 2013	W, 61-57
at No. 7 Florida	Feb. 12, 2013	L, 69-52
at No. 16 Ole Miss	Jan. 29, 2013	W, 87-74
at No. 4 Louisville	Dec. 29, 2012	L, 80-77
vs. No. 9 Duke (Atlanta)	Nov. 13, 2012	L, 75-68
vs. No. 6 Kansas (NCAA)	April 2, 2012	W, 67-59
vs. No. 17 Louisville (NCAA)	March 31, 2012	W, 69-61
vs. No. 9 Baylor (NCAA)	March 25, 2012	W, 82-70
vs. No. 16 Indiana (NCAA)	March 23, 2012	W, 87-71
vs. No. 22 Florida	March 10, 2012	W, 74-71
at No. 16 Florida	March 4, 2012	W, 74-59
vs. No. 8 Florida	Feb. 7, 2012	W, 78-58
vs. No. 4 Louisville	Dec. 31, 2011	W, 69-62
vs. No. 5 North Carolina	Dec. 3, 2011	W, 73-72
vs. No. 12 Kansas (New York)	Nov. 15, 2011	W, 75-65
vs. No. 9 UConn (NCAA)	April 2, 2011	L, 56-55
vs. No. 7 N. Carolina (NCAA)	March 27, 2011	W, 76-69
vs. No. 1 Ohio State (NCAA)	March 25, 2011	W, 62-60
vs. No. 22 W. Virginia (NCAA)	March 19, 2011	W, 71-63
vs. No. 12 Florida (SECT)	March 13, 2011	W, 70-54
vs. No. 21 Vanderbilt	March 1, 2011	W, 68-66
vs. No. 13 Florida	Feb. 26, 2011	W, 76-68
at No. 21 Vanderbilt	Feb. 12, 2011	L, 81-77
at No. 22 Louisville	Dec. 31, 2010	W, 78-63
vs. No. 23 N. Dame (Louisville)	Dec. 8, 2010	W, 72-58
vs. No. 13 Washington (Maui)	Nov. 23, 2010	W, 74-67
vs. No. 6 W. Virginia (NCAA)	March 27, 2010	L, 73-66
vs. No. 15 Tennessee (SECT)	March 13, 2010	W, 74-45
at No. 19 Tennessee	Feb. 27, 2010	L, 74-65
at No. 17 Vanderbilt	Feb. 20, 2010	W, 58-56
vs. No. 12 Tennessee	Feb. 13, 2010	W, 73-62
vs. No. 25 Ole Miss	Feb. 2, 2010	W, 85-75
vs. No. 21 Vanderbilt	Jan. 30, 2010	W, 85-72
vs. No. 14 UConn (New York)	Dec. 9, 2009	W, 64-61
vs. No. 10 North Carolina	Dec. 5, 2009	W, 68-66

Calipari's Record at UK vs:

vs. No. 1	1-2
vs. Top 3	2-6
vs. Top 5	9-10
vs. Top 10	19-15
vs. Top 15	30-17
vs. Top 20	40-21
vs. Top 25	50-24

Home	18-3
Away	5-10
Neutral	27-11
SEC Tourney	4-1
NCAA Tourney	15-6

Another Milestone Reached: 700 Victories

With Kentucky's win over UIC on Nov. 26, 2017, John Calipari became just the 39th coach to reach 700 on-court wins, regardless of classification. Only 27 coaches have done it with at least 10 seasons at the Division I level.

Calipari became the fourth-fastest coach to 700 on-court wins ever. Only Adolph Rupp (836 games), Jerry Tarkanian (876 games) and Roy Williams (879 games) did it faster.

First-Ballot Hall of Famer

Kentucky men's basketball coach John Calipari joined basketball's fraternity of legends in September 2015 after being elected to the Naismith Memorial Basketball Hall of Fame on the first ballot.

Calipari joined an elite group of basketball players and coaches in the Naismith Hall of Fame, considered to be one of the ultimate honors in the sport.

The Class of 2015 included Calipari, Dick Bevetta, Wildcat Louie Dampier, Lindsay Gaze, Tom Heinsohn, John Isaacs, Spencer Haywood, Lisa Leslie, Dikembe Mutombo, George Raveling and JoJo White.

Cal in Elite Company with Conference Championships

Kentucky men's basketball coach John Calipari added another first to his Hall of Fame career in 2017.

When Kentucky clinched at least a share of the 2017 Southeastern Conference championship by beating Vanderbilt on Feb. 28, 2017, he made history as a head coach. Calipari is the first NCAA Division I coach to lead three different programs (UMass, Memphis, Kentucky) to five on-court regular-season league titles five different times. He won the Atlantic 10 at the helm of UMass in 1992, 93, 94, 95 and 96. Memphis claimed the Conference USA crown in 2004, 06, 07, 08 and 09. Kentucky has captured the SEC five times in 2010, 12, 15, 16 and 17.

Perhaps more impressive is that Calipari has 29 combined regular-season and tournament championships. That trails only Mark Few of Gonzaga (30 titles) among all active coaches. All-time, Calipari trails only the great Adolph Rupp (41), Dean Smith (30) and Few.

Calipari Wins 200th Career Game at UK in Record Time

With a thrilling 75-73 victory over rival Louisville on Dec. 26, 2015, John Calipari captured his 200th career win at Kentucky faster than any coach in UK history -- and nearly faster than anyone has ever done it at any school.

Calipari reached the 200-win plateau in his 240th career game at Kentucky. Rick Pitino, previously the fastest to 200 wins at UK prior to Calipari, didn't capture his 200th Wildcat win until his 249th game. The legendary Adolph Rupp reached 200 during his 250th game.

Not only did Calipari reach the 200-win mark in record pace at Kentucky, he also nearly set the all-time Division I mark. With the win over U of L, he became the second-fastest Division I men's basketball coach to reach 200 victories at a single school, behind only LIU-Brooklyn's Clair Bee, who achieved the feat in 231 games.

Calipari is one of just 11 head coaches in Division I men's basketball history with at least 200 victories at two different schools and just the fifth coach at Kentucky to reach the 200-win plateau.

He's currently the only coach in NCAA history with at least 189 victories at three different schools.

And Cal Wins 250th in Record Fashion As Well

John Calipari reached his 250th career win at Kentucky with a 73-63 come-from-behind victory vs. Utah Valley for the 2017-18 season opener. Calipari reached 250 wins at UK faster than any other Wildcat coach. It took legendary UK coach Adolph Rupp 312 games to reach 250 wins, whereas it took Calipari just 303.

There's No Place Like Home

Since the 2000-01 season, John Calipari-coached teams have posted a 297-25 (.922) record at home. At UK, Coach Cal is 144-6 (.960) in Rupp Arena.

In five of Calipari's eight full seasons at Kentucky, the Wildcats have posted an undefeated record at home, including a school-record 19-0 mark during the 2014-15 season.

Calipari owns both of UK's longest winning streaks in the arena. He began his career at UK with a 54-game winning streak at Rupp Arena. It was the longest winning streak since the arena opened in 1976. With a win over Georgia on Feb. 9, 2016, he secured the second-longest streak in the storied building at 34 games (which ended at 42).

Coach	Streak (Yrs)
1. John Calipari	54 (2010-13)
2. John Calipari	42 (2014-17)
3. Rick Pitino	33 (1992-94)
4. Joe B. Hall	30 (1981-82)
5. Rick Pitino	27 (1995-97)

Life Away From Home Isn't So Bad Either

As good as John Calipari's team's have been at home, they're nearly as good in hostile environments on the road. Dating back to the 2005-06 season, Calipari has recorded an 89-38 (.701) record on the road.

At neutral-site venues, Kentucky is 67-16 all-time under Calipari.

Calipari at No. 1

John Calipari is one of just two coaches (Frank McGuire) to lead three programs to a No. 1 ranking. With UK's No. 1 ranking in 2016-17, Calipari has guided six of his last eight and seven of his last 10 teams to the No. 1 ranking (and the ninth time he's done it overall).

When Coach Cal's teams have been at the top, they've been difficult to knock off:

- Calipari is 110-12 (.902) as the top-ranked Associated Press Top 25 coach in the country
- He's 69-7 (.908) when his team is at the top of the AP Top 25 as UK's head coach
- Calipari tallied a 32-4 mark at UMass when the Minutemen were No. 1 and he was 9-1 at Memphis when he had the Tigers at the pinnacle of the rankings
- Through games on Dec. 29, Calipari (110) trails only Duke's Mike Krzyzewski (205) in active coaches with victories at No. 1

AHEAD OF THE BARON OF THE BLUEGRASS

• Legendary coach Adolph Rupp won 876 career games while he was the coach of UK. He also led Kentucky to five NCAA titles during his 41-year tenure.

• John Calipari is ahead of the pace set by the legend as far as victories to begin his career at UK. Also, Calipari (.823) is ahead of Rupp (.822) in total UK career winning percentage.

Coach	Games	Record	Next Game (318th Game)
John Calipari	317	261-56	vs. Texas A&M (Jan. 9)
Adolph Rupp	317	255-62	lost to Ohio State 45-37 (March 22, 1945)
Tubby Smith	317	244-73	def. College of Charleston 77-61 (Nov. 28, 2006)
Joe B. Hall	317	240-77	lost to Georgia 70-63 (Jan. 29, 1983)
Rick Pitino	270	220-50	End of UK coaching career at 270th game



COACH CALIPARI

UK vs. AP Ranked Foes Under Cal

Record as AP Top-Ranked Coach Since 2009-10

Coach	Schools	Records
1. John Calipari	Kentucky	69-7
2. Mike Krzyzewski	Duke	39-6
3. Bill Self	Kansas	39-7
4. Jay Wright	Villanova	19-5
5. Jim Boeheim	Syracuse	15-4
6. Tom Crean	Indiana	14-3
7. Thad Matta	Ohio State	13-2
8. Sean Miller	Arizona	12-1
9. Billy Donovan	Florida	11-1
10. Mark Few	Gonzaga	10-2

Record as AP Top-Ranked Coach Active

Coach	Schools	Records
1. Mike Krzyzewski	Duke	205-30
2. John Calipari	UK, Memphis, UMass	110-12
3. Roy Williams	UNC, Kansas	95-18
4. Bill Self	Kansas	41-8
5. Bruce Weber	Illinois	30-2
6. Jim Boeheim	Syracuse	24-5
7. Thad Matta	Ohio State	22-3
8. Bob Huggins	Cincinnati	20-4
9. Jay Wright	Villanova	19-5
10. Tom Crean	Indiana	14-3

through games on Jan. 6, 2018

All-Time Calipari Draft Picks

Player (School)	Round	Year (Overall)
Bam Adebayo (UK)	First	2017 (14)
Eric Bledsoe (UK)	First	2010 (18)
Devin Booker (MEM)	First	2015 (13)
Antonio Burks (MEM)	Second	2004 (36)
Marcus Camby (UMASS)	First	1996 (2)
Rodney Carney (MEM)	First	2006 (16)
DeMarcus Cousins (UK)	First	2010 (5)
Willie Cauley-Stein (UK)	First	2015 (6)
Anthony Davis (UK)	First	2012 (1)
Joey Dorsey (MEM)	Second	2008 (33)
C. Douglas-Roberts (MEM)	Second	2008 (40)
Robert Dozier (MEM)	Second	2009 (60)
Tyreke Evans (MEM)	First	2009 (4)
De'Aaron Fox (UK)	First	2017 (5)
Archie Goodwin (UK)	First	2013 (29)
Josh Harrellson (UK)	Second	2011 (45)
Andrew Harrison (UK)	Second	2015 (44)
Dakari Johnson (UK)	Second	2015 (48)
Terrence Jones (UK)	First	2012 (18)
Enes Kanter (UK)	First	2011 (3)
Michael Kidd-Gilchrist	First	2012 (2)
Brandon Knight (UK)	First	2011 (8)
Skal Labissiere (UK)	First	2016 (28)
Doron Lamb (UK)	Second	2012 (42)
DeAndre Liggins (UK)	Second	2011 (53)
Trey Lyles (UK)	First	2015 (12)
Darius Miller (UK)	Second	2012 (46)
Malik Monk (UK)	First	2017 (11)
Jamal Murray (UK)	First	2016 (7)
Nerlens Noel (UK)	First	2013 (6)
Daniel Orton (UK)	First	2010 (29)
Patrick Patterson (UK)	First	2010 (14)
Julius Randle (UK)	First	2014 (7)
Lou Roe (UMass)	Second	1995 (30)
Derrick Rose (MEM)	First	2008 (1)
Marquis Teague (UK)	First	2012 (29)
Karl-Anthony Towns (UK)	First	2015 (1)
Tyler Ulis (UK)	Second	2016 (34)
Dajuan Wagner (MEM)	First	2002 (6)
John Wall (UK)	First	2010 (1)
Shawne Williams (MEM)	First	2006 (17)
James Young (UK)	First	2014 (17)

- Calipari has coached 122 career games as a No. 1 team, the fourth most in NCAA history, trailing Krzyzewski (235), John Wooden (228) and Adolph Rupp (131)
- Among coaches who have owned a No. 1 ranking in at least 119 games, Calipari's winning percentage of .902 trails only Wooden (.952) and is ahead of active coach Krzyzewski (.872)

Calipari Unrivaled in Conference

John Calipari has won 15 league regular-season championships (including the 2010, 2012, 2015, 2016 and 2017 SEC championships) eight more than the next-closest coach in the SEC (Ben Howland has seven conference titles). With a 2017 SEC Tournament championship -- Calipari's third straight and fifth at UK -- he owns 14 conference tournament titles, nine more than his closest competitor (Howland).

He's tallied a 321-94 (.773) all-time record within conference play as a head coach and owns a 113-28 (.801) record since joining the SEC.

30 is the new 20

With a road win at Alabama on Feb. 11, John Calipari notched his 23rd consecutive season of 20 or more on-court wins as a collegiate head coach. He leads all active coaches with that streak, ahead of Mike Krzyzewski (21), Bill Self (19) and Jim Boeheim (17).

With a first-round win over Northern Kentucky in the 2017 NCAA Tournament, Calipari and the Cats clinched a 30-win season for the fourth time in his eight seasons as head coach. Calipari has 10 seasons with 30 or more on-court wins. Only Krzyzewski (13) and Roy Williams (11) have more 30-win seasons as an active head coach. Calipari is the first coach in NCAA Division I history to record five straight on-court 30-win seasons, notching 30 wins in consecutive seasons from 2005-06 to 2009-10.

The Success Rate

John Calipari has graduated 100 percent of the players (17 of 17) who have been eligible to receive their diploma by the end of their senior years and exhausted their athletic eligibility. Of that group, Patrick Patterson, Jarrod Polson and Alex Poythress completed their degrees in three years.

In the NCAA's Academic Progress Rate, which measures eligibility, retention and graduation, UK has posted a single-year Academic Progress Rate of 977 or higher in every season under Calipari, including a perfect 1,000 in the last four single-year reports. Kentucky's four-year composite score in the most recent report, which was released in May, was a 1,000, earning the team an NCAA academic award for the third year in a row for finishing in the top 10 percent of Division I men's basketball programs.

Under Calipari, the Wildcats routinely post a 3.0 grade-point average or better.

Dream Maker

As someone who prides himself on helping young men reach their dreams, Coach Cal has helped 42 players get selected in the NBA Draft during his college coaching career, including 31 over his first eight seasons at Kentucky, which is more than any other coach.

- Four No. 1 overall selections (Derrick Rose, John Wall, Anthony Davis and Karl-Anthony Towns) during the nine drafts from 2008 to 2016. No other coach has more than two No. 1 picks
- In 2010, five of his UK players were selected in the first round for the first time in NBA history
- His six players in the 2012 and 2015 NBA drafts are the most in the two-round era

UK Collegiate Awards Under Calipari

All-America Honors	All-SEC	NCAA Regional Tournament
DeMarcus Cousins (2010)	D. Cousins (2010) 1st (Coaches/AP)	DeMarcus Cousins 2010
AP (1), NABC (2), USBWA (2), SN (2)	P. Patterson (2010) 1st (Coaches)/2nd (AP)	John Wall 2010
John Wall (2010)	John Wall (2010) 1st (Coaches/AP)	Josh Harrellson 2011
AP (1), NABC (2), USBWA (2), SN (2)	T. Jones (2011) 1st (Coaches/AP)	B. Knight (MVP) 2011
Anthony Davis (2012)	B. Knight (2011) 1st (Coaches)/2nd (AP)	DeAndre Liggins 2011
AP (1), NABC (2), USBWA (2), SN (2)	Anthony Davis (2012) 1st (Coaches/AP)	M. Kidd-Gilchrist (MVP) 2012
Michael Kidd-Gilchrist (2012)	M. Kidd-Gilchrist (2012) 1st (Coaches/AP)	Anthony Davis 2012
AP (3), USBWA (2), NABC (3), SN (2)	T. Jones (2012) 2nd (Coaches/AP)	Doron Lamb 2012
Julius Randle (2014)	Doron Lamb (2012) 2nd (Coaches)	Aaron Harrison 2014
NABC (3)	Nerlens Noel (2013) 1st (Coaches/AP)	Marcus Lee 2014
Willie Cauley-Stein (2015)	Julius Randle (2014) 1st (Coaches/AP)	Julius Randle (MVP) 2014
NABC (1), USBWA (1), SN (1)	James Young (2014) 2nd (Coaches)	Willie Cauley-Stein 2015
Karl-Anthony Towns (2015) SN (3)	Devin Booker (2015) 2nd (Coaches)	Andrew Harrison 2015
Tyler Ulis (2016)	W. Cauley-Stein (2015) 1st (Coaches/AP)	K. Towns (MVP) 2015
AP (1), SN (1), USBWA (2), NABC (2)	Aa. Harrison (2015) 2nd (Coaches/AP)	De'Aaron Fox 2017
Malik Monk (2017)	K. Towns (2015) 1st (Coaches/AP)	Isaac Humphries 2017
SN (2), USBWA (2), NABC (2), AP (2)	Tyler Ulis (2016) 1st (Coaches/AP)	
SEC Player of the Year	Jamal Murray (2016) 1st (Coaches/AP)	
John Wall 2010 (Coaches/AP)	Malik Monk (2017) 1st (Coaches/AP)	
Anthony Davis 2012 (Coaches/AP)	De'Aaron Fox (2017) 1st (Coaches/AP)	
Tyler Ulis 2016 (Coaches/AP)	Bam Adebayo (2017) 2nd (Coaches/AP)	
Malik Monk 2017 (AP)		
SEC Defensive Player of the Year		
Anthony Davis 2012 (Coaches)		
Nerlens Noel 2013 (Coaches)		
Willie Cauley-Stein 2015 (Coaches)		
Tyler Ulis 2016 (Coaches)		
SEC Freshman (Coaches)/Newcomer (AP) of the Year		
DeMarcus Cousins 2010 (Coaches)		
John Wall 2010 (AP)		
Terrence Jones 2011 (Coaches/AP)		
Anthony Davis 2012 (Coaches/AP)		
Nerlens Noel 2013 (Coaches/AP)		
Julius Randle 2014 (Coaches/AP)		
Karl-Anthony Towns 2015 (Coaches/AP)		
Malik Monk 2017 (Coaches/AP)		
SEC Sixth Man of the Year		
Darius Miller 2012 (Coaches)		
Kyle Wiltjer 2013 (Coaches)		
Devin Booker 2015 (Coaches)		
CoSIDA Academic All-America		
Alex Poythress (2nd) 2016		
SEC All-Tournament Team		
John Wall 2010		
Eric Bledsoe 2010		
DeMarcus Cousins 2010		
Darius Miller 2011		
Brandon Knight 2011		
Josh Harrellson 2011		
Anthony Davis 2012		
Terrence Jones 2012		
Aaron Harrison 2014		
Julius Randle 2014		
Willie Cauley-Stein 2015		
Aaron Harrison 2015		
Andrew Harrison 2015		
Jamal Murray 2016		
Tyler Ulis 2016		
Bam Adebayo 2017		
De'Aaron Fox 2017		
Dominique Hawkins 2017		
SEC Tournament MVP		
John Wall 2010		
Darius Miller 2011		
Willie Cauley-Stein 2015		
Tyler Ulis 2016		
De'Aaron Fox 2017		
NCAA Final Four Team		
Anthony Davis (MVP) 2012		
Michael Kidd-Gilchrist 2012		
Doron Lamb 2012		
Julius Randle 2014		
James Young 2014		



COACH CALIPARI

- Churned out 31 NBA Draft picks, 24 first-rounders, three No. 1 overall selections, seven top-five picks and 17 lottery picks at Kentucky
- Of the 49 players who have finished their college careers at Kentucky under Calipari, 31 have been selected in the NBA Draft (63.3 percent)
- Of the 21 players at UK who have declared for the NBA Draft after their freshman seasons, all 21 have been first-round picks. He is 25 for 25 in that regard when including his players from Memphis
- Dating back to the 2008 draft, 36 players under Coach Cal have been taken in the NBA Draft, including 26 first-rounders
- Only coach to produce the top two picks in the same draft (2012 - Anthony Davis and Michael Kidd-Gilchrist)
- Produced a top-10 pick in 10 straight drafts since 2008. No other school has had a first-rounder in each of the last nine drafts

Developing Talent

John Calipari hasn't just signed the best talent in the country while he's been at Kentucky; he's been the best at developing that talent and getting it ready for the next level.

Of the 27 top-25 Rivals.com players Kentucky has signed and have completed their college eligibility, 24 were drafted and 21 were selected in the first round. Those draft numbers don't include Wenyen Gabriel, Sacha Killeya-Jones, transfers or the 2017 class, all of whom are still in school.

But that's only half the story. Calipari's players don't just make it to the pros; they're better prepared than anyone else. The proof is in the numbers.

Over the course of his career, Calipari's more than 45 NBA pros have nearly \$1.5 billion in NBA contracts alone, which doesn't include endorsement deals and overseas contracts. Of his UK players in the NBA, they've earned more than \$1 billion in guaranteed contracts.

Double-Digit Win Streaks

Kentucky's 38-game winning streak in 2014-15 was historic, but it wasn't completely out of the norm for John Calipari. With UK's 14-game winning streak at the end of the 2016-17 season, Calipari has 18 streaks in his career where his teams have won 10 or more consecutive games during the season.

They've won 15 or more straight games nine times, 20 or more six times, 25 or more five times, and 30 or more one time.

Kentucky 14-game winning streak before its season-ending loss last season was its longest since the 38-game winning streak in 2014-15.

1. 38 Kentucky, 2014-15	10. 14 Kentucky, 2016-17
2. 27 Memphis, 2008-09	14 UMass, 1991-92
3. 26 Memphis, 2007-08	12. 12 Memphis, 2007-08
26 UMass, 1995-96	12 Memphis, 2002-03
5. 25 Memphis, 2006-07	12 UMass, 1992-93
6. 24 Kentucky, 2011-12	15. 11 Memphis, 2003-04
7. 19 Kentucky, 2009-10	16. 10 Memphis, 2001-02
8. 16 UMass, 1994-95	10 UMass, 1993-94
9. 15 Memphis, 2005-06	10 Kentucky, 2010-11

Calipari Knows Defense

John Calipari's 2014-15 Kentucky Wildcat team was heralded as one of the best defensive teams ever. However, defense has always been a staple of Calipari-coached teams. Dating back to complete NCAA records beginning in 2001-02, Calipari's teams have been among national leaders in several critical defensive categories.

Year	FG % Def.	Rebound Margin	Scoring Margin	Blocks
2001-02 (UM)	13th (39.5)	11th (+6.6)	15th (+11.2)	54th (4.4)
2002-03 (UM)	28th (40.6)	34th (+8.0)	32nd (+8.0)	26th (5.1)
2003-04 (UM)	34th (40.5)	58th (+3.4)	48th (+7.1)	20th (5.0)
2004-05 (UM)	4th (38.4)	75th (+2.9)	62nd (+5.9)	13th (5.4)
2005-06 (UM)	2nd (38.0)	9th (+6.7)	5th (+14.6)	8th (6.4)
2006-07 (UM)	12th (39.0)	28th (+5.3)	5th (+5.8)	12th (5.9)
2007-08 (UM)	12th (39.1)	16th (+6.2)	2nd (+18.0)	8th (6.1)
2008-09 (UM)	1st (37.1)	19th (+6.1)	2nd (+16.3)	7th (6.0)
2009-10 (UK)	3rd (37.8)	4th (+8.1)	6th (+14.3)	4th (7.2)
2010-11 (UK)	15th (39.4)	60th (+3.6)	13th (+11.4)	3rd (6.3)
2011-12 (UK)	1st (37.4)	12th (+6.8)	1st (+16.8)	1st (8.6)
2012-13 (UK)	30th (39.2)	48th (+4.3)	48th (+8.2)	3rd (6.6)
2013-14 (UK)	59th (41.1)	2nd (+9.4)	43rd (+8.2)	13th (5.9)
2014-15 (UK)	1st (35.4)	15th (+6.8)	1st (+20.1)	2nd (6.9)
2015-16 (UK)	24th (39.7)	39th (+5.2)	17th (+11.4)	6th (5.8)
2016-17 (UK)	98th (42.4)	39th (+4.7)	9th (+13.4)	15th (5.3)
2017-18 (UK)	57th (40.6)	63rd (+5.3)	79th (+8.3)	21st (5.6)

rankings through Jan. 6

Former Players' NBA Awards

NBA Player of the Year	John Wall (3rd)	2017	Tyreke Evans (1st)	2010	John Wall	2016	
Derrick Rose	2011	D. Cousins (2nd)	2016	Derrick Rose (1st)	2010	DeMarcus Cousins	2015
		Anthony Davis (1st)	2015	Marcus Camby (1st)	1997	Anthony Davis	2015
NBA Rookie of the Year	D.Cousins (2nd)	2015				John Wall	2015
Karl-Anthony Towns	2016	Derrick Rose (1st)	2012	All-NBA Defensive Team		Anthony Davis	2014
Tyreke Evans	2010	Derrick Rose (1st)	2011	Anthony Davis (2nd)	2017	John Wall	2014
Derrick Rose	2009			Anthony Davis (2nd)	2015	Derrick Rose	2012
		All-NBA Rookie Team		John Wall (2nd)	2015	Derrick Rose	2011
NBA Defensive Player of the Year	Jamal Murray (2nd)	2017	Marcus Camby (1st)	2008		Derrick Rose	2010
Marcus Camby	2007	K.Towns (1st)	2016	Marcus Camby (1st)	2007		
		Devin Booker (1st)	2016	Marcus Camby (2nd)	2006	NBA All-Star Game MVP	
		W.Cauley-Stein (2nd)	2016	Marcus Camby (2nd)	2005	Anthony Davis	2017
NBA Cares Community Assist Award	Nerlens Noel (1st)	2015				NBA Rising Stars Challenge MVP	
DeMarcus Cousins	2017	Anthony Davis (1st)	2013	NBA All-Star Team		Jamal Murray	2017
John Wall	2016	M. Kidd-Gilchrist (2nd)	2013	D. Cousins	2017	John Wall	2011
		Brandon Knight (1st)	2012	Anthony Davis	2017	John Wall	2011
		D. Cousins (1st)	2011	John Wall	2017	Tyreke Evans	2010
All-NBA Team	John Wall (1st)	2011	DeMarcus Cousins	2016			
Anthony Davis (1st)	2017	Eric Bledsoe (2nd)	2011	Anthony Davis	2016		

Recruiting Trail

The Wildcats have signed more top-25 players under John Calipari's leadership than any other school. Nearly a quarter of all Rivals' top-10 prospects nationally over the past nine classes have signed with Coach Cal and the Cats.

PLAYER (YEAR)	ESPN	RIVALS	247	MCD	JB
Tyler Herro ('18)	27	38	40		
Keldon Johnson ('18)	7	18	11		
Immanuel Quickley ('18)	12	10	13		
Jemarl Baker ('17)	66	82	90		
Hamidou Diallo ('17)	11~	10~	11		
Shai Gilgeous-Alexander ('17)	35	34	20		
Quade Green ('17)	24	22	33	Y	Y
Kevin Knox ('17)	10	10	18	Y	Y
Nick Richards ('17)	17	17	15	Y	Y
Jarred Vanderbilt ('17)	19	14	12	Y	Y
PJ Washington ('17)	12	15	9	Y	Y
Bam Adebayo ('16)	5	7	12	Y	Y
Brad Calipari ('16)	NR	NR	NR		
De'Aaron Fox ('16)	6	6	6	Y	Y
Wenyen Gabriel ('16)	14	13	14	Y	
Sacha Killeya-Jones ('16)	24	24	25	Y	
Malik Monk ('16)	9	9	10	Y	Y
Tai Wynyard ('16)	NR	NR	NR		
Isaiah Briscoe ('15)	13	10	16	Y	Y
Jonny David ('15)	NR@	NR@	NR@		
Isaac Humphries ('15)	49	NR^	62		
Skal Labissiere ('15)	2	1	2	Y	
Charles Matthews ('15)	42	48	74	Y	
Jamal Murray ('15)	NA^	9	10		
Dillon Pulliam ('15)	NA^	NA#	NA#		
Devin Booker ('14)	18	29	22	Y	Y
Trey Lyles ('14)	6	13	17	Y	Y
Karl-Anthony Towns ('14)	9	5	2	Y	Y
Tyler Ulis ('14)	25	21	20	Y	Y
EJ Floreal ('13)	NR@	NR@	NR@		
Aaron Harrison ('13)	9	7	5	Y	Y
Andrew Harrison ('13)	5	5	3	Y	Y
Dominique Hawkins ('13)	NR	NR	151		
Dakari Johnson ('13)	7	9	8	Y	Y
Marcus Lee ('13)	25	19	14	Y	Y
Julius Randle ('13)	3	2	2	Y	Y
Derek Willis ('13)	NR	115	58		
James Young ('13)	8	11	10	Y	Y
Archie Goodwin ('12)	15	14	18	Y	Y
Willie Cauley-Stein ('12)	40	40	47		
Tod Lanter ('12)	NA#@	NA#@	NA#@		
Julius Mays ('12)	NA#	NA#	NA#		
Nerlens Noel ('12)	1	2	1	Y	
Alex Poythress ('12)	13	8	7	Y	Y
Twany Beckham ('11)	NA#	NA#	NA#		
Anthony Davis ('11)	1	2	1	Y	Y
Ryan Harrow ('11)	NA#	NA#	NA#		
M. Kidd-Gilchrist ('11)	4	3	2	Y	Y
Sam Malone ('11)	NR@	NR@	NR@		
Brian Long ('11)	NR@	NR@	NR@		
Marquis Teague ('11)	8	5	6	Y	Y
Kyle Wiltjer ('11)	19	22	21	Y	Y
Terrence Jones ('10)	9	13	8*	Y	Y
Enes Kanter ('10)	25	3	3*		
Brandon Knight ('10)	4	6	6*	Y	Y
Doron Lamb ('10)	29	21	28*	Y	Y
Jarrod Polson ('10)	NR@	NR@	NR*@		
Stacey Poole, Jr. ('10)	51	33	67*		
Eloy Vargas ('10)	NA#	NA#	NA#		
Eric Bledsoe ('09)	NR	23	37*		
DeMarcus Cousins ('09)	4	2	3*	Y	Y
Darnell Dodson ('09)	NA#	NA#	NA#		
Jon Hood ('09)	92	40	46*		
Daniel Orton ('09)	13	22	17*	Y	
John Wall ('09)	5	1	2*	Y	

Top-10 Players	21	23	21
Top-25 Players	38	40	39
Top-50 Players	44	47	45

McDonald's All-Americans	30
Jordan Brand Classic All-Americans	35

* Scout.com ranking | ~ final ranking in the 2017 class before early enrollment | ^ reclassified after final rankings were released |

transfer | @ joined team as walk-on



COACH CALIPARI

A “players-first” coach with a penchant for helping people reach their dreams, John Calipari, a Naismith Memorial Basketball Hall of Famer, has guided six teams to the Final Four, led one to a national championship and helped 42 players get selected in the NBA Draft during his 25-year college coaching career.

Calipari guided Kentucky to its eighth national championship and his first national title in 2012. In becoming only the second coach in NCAA history to lead three different schools to the Final Four, he has racked up more than 600 victories, 18 NCAA Tournament appearances, six Final Fours and numerous national coach of the year honors.

In 2015, Coach Cal led college basketball’s first ever 38-0 team, and became one of just three coaches to make four Final Fours in a five-year span. At the end of the season, Calipari became the 96th coach to join the Naismith Memorial Basketball Hall of Fame.

While building a program out of obscurity at Massachusetts, laying the foundation at Memphis and restoring luster at the sport’s greatest program at Kentucky, he has totaled the second-most wins in NCAA history in the first 20 years of a college coaching career.

Quite honestly, though, Calipari’s on-court success overshadows a much more significant picture.

In his goal to lead a players-first program, he has helped 42 players realize their dreams and guide them to NBA Draft selections, including a record five first-round draft picks in 2010. Two years later, six Wildcats heard their names called at the 2012 draft, the most in the two-round draft era. UK, with Calipari’s help, would tie those six picks again in 2015, including a record-tying four lottery selections. His four No. 1 overall picks are twice as many as any other coach, and he’s had 31 players drafted during his first eight years at Kentucky, including 24 first-round picks.

Calipari’s players have entered the league NBA-ready. He’s coached an MVP, four All-NBA players, three Rookie of the Year winners, and 10 players from Calipari’s first six teams at Kentucky have made the NBA All-Rookie teams.

Much like he did at UMass, where his players graduated at nearly 80 percent, Calipari has stressed academics. Fifteen of his last 18 seniors at Memphis earned their bachelor’s degrees, and all 17 players at UK who were eligible to graduate by the end of their senior years walked away with a diploma in hand, including three players who earned their degree in just three years. Calipari’s teams routinely have posted a combined team grade-point averages of 3.0 or better.

His foundation, The Calipari Foundation, has raised millions of dollars to help the lives of those in need in the Commonwealth and across the country. In 2010, he used a telethon to raise more than \$1 million for victims of the devastating earthquake in Haiti. He organized another one in 2012 for victims of Superstorm Sandy and another one in 2017 for victims of Hurricane Harvey.

In 2013, Calipari came up with the idea of hosting an annual alumni weekend around his basketball fantasy experience with the intent to raise money for charity. After generating \$350,000 for selected organizations and charities during the inaugural game, the weekend (the game and the fantasy experience) has generated more than \$1 million for charity every year since, including in 2014 without the funds from an alumni game and 2016 with a celebrity softball game in place of the traditional basketball game.

In 2017, Coach Cal was named the head coach of the 2017 USA Basketball Men’s U19 World Cup Team, which finished third at the 2017 FIBA U19 World Cup in Cairo.

Author of five books, including the New York Times Best Seller “Players First: Coaching from the Inside Out,” Calipari is a master of communication and maximizing talent. He lives by the motto that “it’s never a matter of how far you have fallen, but instead it’s about how high you bounce back.”

BIOGRAPHICAL INFORMATION

Date of Birth: Feb. 10, 1959 | **Wife:** Ellen
Children: Erin, Megan, Brad

Education

Clarion State (1982)

Head Coaching Experience

University of Massachusetts (1989-96)

New Jersey Nets (NBA) (1997-99)

University of Memphis (2001-09)

University of Kentucky (2010-present)

COACHING AWARDS

- 2015 Naismith Memorial Basketball Hall of Fame Inductee
- 2015 AP National Coach of the Year
- 2015 Naismith National Coach of the Year
- 2015 NABC National Coach of the Year
- 2015 The Sporting News National Coach of the Year
- 2015 Adolph Rupp National Coach of the Year
- 2015 SEC Coach of the Year (AP/Coaches)
- 2015 USBWA District IV Coach of the Year
- 2012 Nell & John Wooden Coach of the Year Leadership Award
- 2012 Naismith National Coach of the Year Finalist
- 2012 SEC Coach of the Year (AP/Coaches)
- 2010 Adolph Rupp National Coach of the Year
- 2010 Naismith National Coach of the Year Finalist
- 2010 SEC Coach of the Year (AP)
- 2010 *Sporting News* SEC Coach of the Year
- 2010 Yahoo! Sports SEC Coach of the Year
- 2010 USBWA District IV Coach of the Year
- 2009 NABC National Co-Coach of the Year
- 2009 *Sports Illustrated* National Coach of the Year
- 2009 Phelan National Coach of the Year
- 2009 Iba National Coach of the Year Finalist
- 2009 C-USA Coach of the Year
- 2008 Naismith National Coach of the Year
- 2008 C-USA Coach of the Year
- 2008 Iba National Coach of the Year Finalist
- 2008 Phelan National Coach of the Year Finalist
- 2007 Phelan National Coach of the Year Finalist
- 2007 USBWA District IV Coach of the Year
- 2007 *Basketball Times* South Region Coach of the Year
- 2006 C-USA Coach of the Year
- 2004 NABC District 7 Coach of the Year
- 1996 Naismith National Coach of the Year
- 1996 NABC National Coach of the Year
- 1996 *The Sporting News* National Coach of the Year
- 1996 Atlantic 10 Coach of the Year
- 1995 Naismith National Coach of the Year Finalist
- 1994 Naismith National Coach of the Year Finalist
- 1994 Atlantic 10 Coach of the Year
- 1993 USBWA District I Coach of the Year
- 1993 Atlantic 10 Coach of the Year
- 1992 Eastern Basketball Coach of the Year



COACH CALIPARI

NCAA DIVISION I ACTIVE WINNINGEST COACHES

(On-Court By Percentage - Min. 10 yrs. at Division I level)

NO.	COACH/TEAM	YRS.	PCT.
1.	Mark Few/Gonzaga	18	.817
2.	Roy Williams/UNC	29	.791
3.	John Calipari/Kentucky	25	.782
4.	Mike Krzyzewski/Duke	42	.764
5.	Bill Self/Kansas	24	.763

*numbers going into the 2017-18 season

SINCE 2005-06 ...

Since the 2005-06 season, John Calipari's on-court record ranks him as the winningest coach. Totals through Jan. 6, 2018.

COACH	RECORD
1. John Calipari	398-70
2. Bill Self	381-74
3. Mike Krzyzewski	363-86
4. Mark Few	358-79
5. Roy Williams	358-104

MISCELLANEOUS ON-COURT RECORDS

Overall On-Court Record:706-196 (.783)
 March/April Record:152-42 (.784)
 NCAA Record:51-17 (.750)
 Record in Conference Games:321-94 (.773)
 Record in Conference Tournament:53-12 (.815)

- Calipari owns the most single-season wins with 38, tying his own record (Memphis in '08 and UK in '12) in 2016 with 38 wins
- Calipari is one of two coaches (Roy Williams) in NCAA Division I history to have 400 or more wins in the first 16 years as a head coach. Calipari had 416 wins in his first 16 years
- Calipari is the winningest coach in NCAA Division I history for a five-year span with 173 victories (2008-12)
- Calipari is the first coach in NCAA Division I history to record five straight on-court 30-win seasons. Memphis hit the 30-win plateau from 2006-09
- Calipari is one of only two coaches (Rick Pitino) to lead three different schools to a Final Four
- Calipari is one of only three coaches (John Wooden, Mike Krzyzewski) to go to four Final Fours in five seasons
- Calipari started with a 54-0 record in Rupp Arena as head coach of the Wildcats
- Calipari has 31 players that have been chosen in the NBA Draft (24 first-round picks) over the last eight seasons
- Calipari has more wins (327) in a 10-year period (2006-15) than any other coach in college basketball history
- Calipari is the second-fastest Division I men's basketball coach to reach 200 victories at a single school, behind only LIU-Brooklyn's Claire Bee
- Calipari's 29 combined regular season and tournament league titles trail only Mark Few of Gonzaga for the most among active coaches
- Calipari became the fourth-fastest coach to 700 on-court wins, behind only Adolph Rupp, Jerry Tarkanian and Roy Williams

CAL IN CONFERENCE

SEC COACHES	CONFERENCE CHAMPIONSHIPS	Tournament Championships	Conference Coach of the Year
Avery Johnson, Alabama	0	0	0
Mike Anderson, Arkansas	1	1	1
Bruce Pearl, Auburn	7	2	7
Michael White, Florida	3	0	3
Mark Fox, Georgia	4	0	3
John Calipari, Kentucky	15	14	9
Will Wade, LSU	0	0	1
Cuonzo Martin, Missouri	1	0	1
Andy Kennedy, Ole Miss	0	1	2
Ben Howland, Mississippi State	7	5	3
Frank Martin, South Carolina	0	0	1
Rick Barnes, Tennessee	3	1	5
Billy Kennedy, Texas A&M	5	2	4
Bryce Drew, Vanderbilt	4	2	3
TOTALS	50	28	43

CALIPARI VS. ALL OPPONENTS

Alabama 13-3	George Mason 1-0	Montana State 1-0	St. Bonaventure 17-1
Albany 1-0	George Washington 8-9	Morehead State 2-0	St. John's 1-0
Arizona 1-1	Georgetown 2-1	Murray State 1-0	St. Joseph's 15-5
Arizona State 2-1	Georgia 15-2	Nevada 1-0	St. Mary's 1-0
Arkansas 10-6	Georgia Tech 1-1	New Hampshire 5-0	St. Peter's 1-0
Arkansas-Little Rock 3-0	Gonzaga 4-0	New Mexico 1-0	Stanford 3-2
Arkansas-Pine Bluff 1-0	Grand Canyon 1-0	New Orleans 1-0	Stephen F. Austin 1-0
Arkansas State 4-0	Hampton 1-0	NJIT 1-0	Stony Brook 1-0
Auburn 9-1	Hartford 2-0	North Carolina 6-3	Syracuse 3-2
Austin Peay 6-1	Harvard 2-0	North Carolina State 1-0	TCU 7-1
Baylor 1-2	Hofstra 1-0	North Texas 1-0	Temple 13-11
Belmont 2-0	Holy Cross 4-1	Northeastern 3-1	Tennessee 14-8
Boise State 1-0	Houston 16-3	Northern Kentucky 2-0	Tennessee Tech 1-0
Boston 7-1	Howard 1-0	Northwestern State 1-0	Texas 2-2
Boston College 2-0	Illinois 1-1	Notre Dame 2-1	Texas A&M 7-2
Bradley 1-0	Illinois State 1-0	Oakland 1-0	Towson State 1-0
Bucknell 1-0	Indiana 3-2	Ohio State 1-2	Troy 1-0
Buffalo 2-0	Iowa 0-1	Oklahoma 5-1	Tulane 16-0
BYU 1-0	Iowa State 2-0	Oklahoma State 0-2	Tulsa 11-1
Cal State Northridge 1-0	Jackson State 2-0	Old Dominion 2-0	UAB 14-3
Canisius 1-0	Kansas 3-6	Ole Miss 13-4	UCF 5-0
Central Conn. St. 2-0	Kansas State 2-0	Oral Roberts 1-0	UCLA 4-4
Charlotte 2-3	Keene State 1-0	Oregon State 1-0	UNC Asheville 2-0
Chattanooga 2-0	Kentucky 2-4	Pennsylvania 3-0	UNC Greensboro 1-0
Christian Brothers 2-0	La Salle 3-0	Penn State 4-4	UNC Wilmington 1-0
Cincinnati 6-7	Lafayette (Pa.) 1-0	Pepperdine 1-0	UNC Asheville 1-0
Cleveland State 4-0	Lamar 4-0	Pittsburgh 2-1	USF 10-1
Coastal Carolina 1-0	LIU-Brooklyn 1-0	Portland 3-0	Utah 1-1
Colorado 1-1	Lipscomb 1-0	Princeton 2-0	Utah Valley 1-0
Colorado State 0-1	Long Beach State 1-0	Providence 3-1	UTEP 5-0
Columbia 1-0	Louisiana Tech 1-1	Purdue 2-1	UT Arlington 3-0
Connecticut 2-5	Louisville 15-7	Radford 1-0	UT Martin 5-0
Coppin State 1-0	Loyola 1-0	Rhode Island 16-2	Valparaiso 1-0
Cornell 1-0	Lowell 2-1	Rice 4-0	Vanderbilt 13-4
Dartmouth 1-0	LSU 11-2	Richmond 1-0	Vermont 3-0
Dayton 1-0	Manhattan 2-0	Rider 1-0	Villanova 2-0
DePaul 4-2	Marist 2-0	Robert Morris 1-1	Virginia 0-1
Detroit 1-0	Marquette 3-1	Rutgers 11-4	Virginia Tech 3-0
Drexel 2-0	Marshall 6-0	Saint Louis 4-3	Wake Forest 2-1
Duke 1-2	Maryland 5-3	Sam Houston State 1-0	Washington 1-0
Duquesne 12-4	Massachusetts 1-0	Samford 3-0	West Virginia 12-7
East Carolina 7-0	Memphis 1-0	Santa Clara 1-0	Western Kentucky 2-0
East Tennessee State 4-0	Miami (Fla.) 0-1	Savannah State 1-0	Wichita State 2-0
Eastern Kentucky 3-0	Miami (Ohio) 2-0	Seton Hall 1-0	Winthrop 2-0
Eastern Michigan 2-0	Michigan 1-0	Siena 4-0	Wisconsin 1-1
Fairfield 1-0	Michigan State 2-1	SMU 7-0	Wofford 1-0
Florida 15-6	Middle Tennessee 3-0	South Carolina 13-2	Wright State 1-0
Florida State 1-1	Milwaukee 1-0	South Connecticut 1-0	Xavier 2-2
Florida Tech 0-1	Mississippi State 11-0	S. Louisiana 3-0	Yale 1-0
Fordham 5-0	Mississippi Valley St. 1-0	Southern Cal 2-0	
Fort Wayne 1-0	Missouri 7-2	Southern Miss 15-4	
Fort Worth 1-0	Monmouth 1-0	Southwest Texas St. 1-0	



INDIVIDUAL GAME RECORDS CAL ERA

MOST POINTS

Pts.	Player vs. Opponent	Date
47	Malik Monk vs. North Carolina	12-17-16
39	DeAaron Fox vs. UCLA	3-24-17
37	Malik Monk vs. GEORGIA	1-31-17
35	Jamal Murray vs. FLORIDA	2-6-16
35	Terrence Jones vs. AUBURN	1-11-11
34	Malik Monk at Ole Miss	12-29-16
33	Malik Monk vs. FLORIDA	2-25-17
33	Jamal Murray at Vanderbilt	2-27-16
33	Jamal Murray vs. Ohio State	12-19-15
32	Doron Lamb vs. WINTHROP	12-22-10
30	Tyler Ulis vs. Texas A&M	3-13-16
30	Brandon Knight vs. West Virginia	3-19-11
29	Julius Randle vs. BELMONT	12-21-13
29	Terrence Jones vs. Oklahoma	11-22-10
29	Eric Bledsoe vs. East Tennessee St.	3-18-10
28	DeAaron Fox vs. Alabama	3-11-17
28	Aaron Harrison vs. ROBERT MORRIS	11-17-13
28	Archie Goodwin vs. MOREHEAD ST.	11-21-12
28	Anthony Davis vs. VANDERBILT	2-25-12

SEC: 37, Malik Monk vs. GEORGIA, 1-31-17
 Postseason: 39, DeAaron Fox vs. UCLA, 3-24-17
 SEC Tourney: 30, Tyler Ulis vs. Texas A&M, 3-13-16
 NCAA Tourney: 39, DeAaron Fox vs. UCLA, 3-24-17
 Rupp Arena: 37, Malik Monk vs. GEORGIA, 1-31-17
 On the Road: 34, Malik Monk at Ole Miss, 12-29-16
 Neutral: 47, Malik Monk vs. North Carolina, 12-17-16
 SEC Road: 34, Malik Monk at Ole Miss, 12-29-16
 Ranked Opp.: 47, Malik Monk vs. North Carolina, 12-17-16
 Freshman: 47, Malik Monk vs. North Carolina, 12-17-16
 Sophomore: 30, Tyler Ulis vs. Texas A&M, 3-13-16
 Junior: 25, Derek Willis vs. TENNESSEE, 2-18-16
 Senior: 25, Alex Poythress at Alabama, 1-19-16
 Opener: 25, Terrence Jones vs. ETSU, 11-12-10
 SEC Opener: 34, Malik Monk at Ole Miss, 12-29-16
***In some cases, the most recent occurrence is listed*

MOST POINTS IN AN SEC GAME

Pts.	Player vs. Opponent	Date
37	Malik Monk vs. GEORGIA	1-31-17
35	Jamal Murray vs. FLORIDA	2-6-16
35	Terrence Jones vs. AUBURN	1-11-11
34	Malik Monk at Ole Miss	12-29-16
33	Malik Monk vs. FLORIDA	2-25-17
33	Jamal Murray at Vanderbilt	2-27-16
28	Jamal Murray vs. TENNESSEE	2-18-16
28	Anthony Davis vs. VANDERBILT	2-25-12
27	Malik Monk vs. VANDERBILT	2-28-17
27	Malik Monk vs. SOUTH CAROLINA	1-21-17
27	DeAaron Fox vs. ARKANSAS	1-7-17
27	Tyler Ulis at South Carolina	2-13-16
27	Terrence Jones at LSU	1-28-12
27	Anthony Davis vs. ARKANSAS	1-17-12
27	DeMarcus Cousins at South Carolina	1-26-10
26	Malik Monk vs. TEXAS A&M	1-3-17
26	Jamal Murray at South Carolina	2-13-16
26	Aaron Harrison vs. OLE MISS	1-6-15
26	Andrew Harrison vs. TENNESSEE	1-18-14
26	James Young vs. MISSISSIPPI ST.	1-8-14
26	Kyle Wiltjer at Ole Miss	1-29-13
26	Brandon Knight at Arkansas	2-23-11

MOST POINTS IN A HALF

Pts.	Player vs. Opponent	Date
30	Malik Monk vs. FLORIDA	2-25-17
27	Malik Monk vs. North Carolina	12-17-16
27	Jamal Murray vs. Ohio State	12-19-15
24	DeAaron Fox vs. UCLA	3-24-17
24	Malik Monk at Ole Miss	12-29-16
23	Malik Monk vs. GEORGIA	1-31-17
23	Julius Randle vs. Michigan St.	11-12-13
22	Terrence Jones vs. AUBURN	1-11-11
22	Eric Bledsoe vs. MOREHEAD ST.	11-13-09

1 - First Half; 2 - Second Half

MOST POINTS OFF THE BENCH

Pts.	Player vs. Opponent	Date
35	Terrence Jones vs. AUBURN	1-11-11
32	Doron Lamb vs. WINTHROP	12-22-10
27	Malik Monk vs. VANDERBILT	2-28-17
26	Kyle Wiltjer at Ole Miss	1-29-13
24	Shai Gilgeous-Alexander vs. LOUISVILLE	12-29-17
24	Kyle Wiltjer vs. LOYOLA	12-22-11
24	Doron Lamb at North Carolina	12-4-10
23	Kyle Wiltjer vs. LIPSCOMB	12-15-12
21	Shai Gilgeous-Alexander vs. GEORGIA	12-31-17
20	Doron Lamb at Ole Miss	2-1-11
20	Doron Lamb vs. ETSU	11-12-10

MOST 3-POINTERS MADE

3's	Player vs. Opponent	Date
8	Malik Monk vs. North Carolina	12-17-16
8	Jamal Murray vs. FLORIDA	2-6-16
8	Eric Bledsoe vs. ETSU	3-18-10

MOST FREE THROWS

FTs	Player vs. Opponent	Date
14	Tyler Ulis at Arkansas	1-21-16
13	DeAaron Fox vs. UCLA	3-24-17
13	Julius Randle at Ole Miss	2-18-14
13	Julius Randle vs. BELMONT	12-21-13

12	Shai Gilgeous-Alexander vs. GEORGIA	12-31-17
12	Tyler Ulis at Tennessee	2-2-16
12	Dakari Johnson vs. UT ARLINGTON	11-25-14
12	Archie Goodwin at Ole Miss	1-29-13
12	Archie Goodwin vs. MOREHEAD ST.	11-21-12
12	Anthony Davis vs. LOUISVILLE	12-31-11

MOST REBOUNDS

Rebs	Player vs. Opponent	Date
19	Michael Kidd-Gilchrist vs. LOUISVILLE	12-31-11
18	Bam Adebayo vs. Northern Kentucky	3-17-17
18	Anthony Davis vs. CHATTANOOGA	12-17-11
18	DeMarcus Cousins vs. LOUISVILLE	1-2-10
18	Patrick Patterson vs. RIDER	11-21-09
18	DeMarcus Cousins vs. SAM HOUSTON ST.	11-19-09
17	Terrence Jones vs. Notre Dame	12-8-10
17	Terrence Jones at Washington	11-23-10
16	Wenyen Gabriel vs. AUBURN	1-14-17
16	Julius Randle vs. LSU	3-14-14
16	Julius Randle vs. UNC ASHEVILLE	11-8-13
16	Nerlens Noel vs. BAYLOR	12-1-12
16	Anthony Davis vs. Kansas	4-2-12
16	Anthony Davis vs. LITTLE ROCK	1-3-12
15	Nick Richards vs. FORT WAYNE	11-22-17
15	Bam Adebayo vs. FLORIDA	2-25-17
15	Bam Adebayo at Missouri	2-21-17
15	Julius Randle vs. Kansas State	3-21-14
15	Julius Randle at South Carolina	3-1-14
15	Julius Randle vs. LSU	2-22-14
15	Julius Randle vs. CLEVELAND STATE	11-25-13
15	Julius Randle vs. R. MORRIS	11-17-13
15	Anthony Davis vs. ST. JOHN'S	12-1-11
15	Terrence Jones vs. UConn	4-2-11
15	DeMarcus Cousins vs. Tennessee	3-13-10

SEC: 16, Wenyen Gabriel, vs. AUBURN, 1-14-17
 Postseason: 18, Bam Adebayo, vs. NKU, 3-17-17
 SEC Tourney: 16, Julius Randle vs. LSU, 3-14-14
 NCAA Tourney: 18, Bam Adebayo, vs. NKU, 3-17-17
 Rupp Arena: 19, M. Kidd-Gilchrist vs. LOUISVILLE, 12-31-11
 On the Road: 17, Terrence Jones at Wash., 11-23-10
 SEC Road: 15, Bam Adebayo at Missouri, 2-21-17
 Ranked Opp.: 19, M. Kidd-Gilchrist vs. LOUISVILLE, 12-31-11
 Freshman: 19, M. Kidd-Gilchrist vs. LOUISVILLE, 12-31-11
 Sophomore: 14, Isaiah Briscoe at Tennessee, 1-24-17
 Junior: 18, Patrick Patterson vs. RIDER, 11-21-09
 Senior: 14, Josh Harrellson at Arkansas, 2-23-11
 Opener: 16, Julius Randle vs. UNC ASHEVILLE, 11-8-13
 SEC Opener: 12, W. Cauley-Stein vs. OLE MISS, 1-6-15
***In some cases, the most recent occurrence is listed*

MOST OFFENSIVE REBOUNDS

Rebs	Player vs. Opponent	Date
9	Willie Cauley-Stein vs. ARKANSAS	2-27-14
9	DeMarcus Cousins vs. OLE MISS	2-2-10
9	Patrick Patterson vs. RIDER	11-21-09
8	Bam Adebayo vs. UT MARTIN	11-25-16
8	Dakari Johnson vs. GRAND CANYON	11-14-14
8	DeMarcus Cousins vs. VANDERBILT	1-30-10
8	Patrick Patterson at Indiana	12-12-09
8	DeMarcus Cousins vs. S. HOUSTON ST.	11-19-09

MOST DEFENSIVE REBOUNDS

Rebs	Player vs. Opponent	Date
15	Terrence Jones vs. Notre Dame	12-8-10
14	DeMarcus Cousins vs. LOUISVILLE	1-2-10
13	Anthony Davis vs. LSU	3-9-12
13	Michael Kidd-Gilchrist vs. LOUISVILLE	12-31-11
13	Anthony Davis vs. CHATTANOOGA	12-17-11
13	Terrence Jones vs. Washington	11-23-10
12	Bam Adebayo vs. Northern Kentucky	3-17-17
12	Karl-Anthony Towns vs. GEORGIA	2-3-15
12	Julius Randle vs. Kansas State	3-21-14
12	Anthony Davis vs. Kansas	4-2-12
12	Anthony Davis vs. Louisville	3-31-12
12	Anthony Davis vs. LITTLE ROCK	1-3-12

MOST ASSISTS

Assts.	Player vs. Opponent	Date
16	John Wall vs. HARTFORD	12-29-09
14	Tyler Ulis vs. LSU	3-5-16
14	John Wall vs. UNC Asheville	11-30-09
12	DeAaron Fox vs. STEPHEN F. AUSTIN	11-11-16
12	Tyler Ulis at South Carolina	2-13-16
12	Isaiah Briscoe at Ole Miss	12-29-16
11	DeAaron Fox vs. CLEVELAND ST.	11-23-16
11	Tyler Ulis at Florida	3-1-16
11	Tyler Ulis at Texas A&M	2-20-16
11	Tyler Ulis vs. FLORIDA	2-6-16
11	John Wall vs. East Tennessee State	3-18-10
11	John Wall vs. RIDER	11-21-09

SEC: 14, Tyler Ulis vs. LSU, 3-5-16
 Postseason: 11, J. Wall vs. E. Tennessee State, 3-18-10
 SEC Tourney: 9, Andrew Harrison vs. Georgia, 3-15-14
 NCAA Tourney: 11, J. Wall vs. E. Tennessee St., 3-18-10
 Rupp Arena: 16, John Wall vs. HARTFORD, 12-29-09
 On the Road: 12, Tyler Ulis, at South Carolina, 2-13-16
 SEC Road: 12, Tyler Ulis, at South Carolina, 2-13-16
 Ranked Opp.: 12, Tyler Ulis, at South Carolina, 2-13-16
 Freshman: 16, John Wall vs. HARTFORD, 12-29-09
 Sophomore: 14, Tyler Ulis vs. LSU, 3-5-16
 Junior: 9, DeAndre Liggins vs. WINTHROP, 12-22-10
 Senior: 10, Julius Mays vs. LAFAYETTE, 11-16-12
 Opener: 12, DeAaron Fox vs. SFA, 11-11-16
 SEC Opener: 11, Isaiah Briscoe at Ole Miss, 12-29-16

MOST POINTS-REBOUNDS-ASSISTS

P-R-A	Player vs. Opponent	Date
49 (47-0-2)	Malik Monk vs. UNC	12-17-16
47 (27-17-3)	Terrence Jones vs. Notre Dame	12-8-10
46 (39-3-4)	DeAaron Fox vs. UCLA	3-24-17
45 (29-13-3)	Terrence Jones vs. Oklahoma	11-22-10
45 (27-18-0)	DeMarcus Cousins vs. S. HOUSTON	11-19-09
44 (24-19-1)	Michael Kidd-Gilchrist vs. LOUISVILLE	12-31-11
43 (33-9-2)	Jamal Murray at Vanderbilt	2-27-16
43 (35-8-0)	Terrence Jones vs. AUBURN	1-11-11
42 (33-4-5)	Malik Monk vs. FLORIDA	2-25-17
42 (23-11-8)	Isaiah Briscoe vs. GEORGIA	1-31-17
42 (35-6-1)	Jamal Murray vs. FLORIDA	2-6-16
41 (25-15-1)	Nick Richards vs. FORT WAYNE	11-22-17
41 (37-3-1)	Malik Monk vs. GEORGIA	1-31-17
41 (34-6-1)	Malik Monk at Ole Miss	12-29-16
41 (26-10-5)	James Young vs. MISSISSIPPI STATE	1-8-14
41 (27-13-1)	Julius Randle vs. Michigan State	11-12-13
41 (27-14-0)	Anthony Davis vs. ARKANSAS	1-17-12

MOST MINUTES WITHOUT A TURNOVER

Mins.	Player vs. Opponent	Date
44	Darius Miller at Arkansas	2-23-11
41	Aaron Harrison vs. LSU	2-22-14
40	Tyler Ulis vs. Duke	11-17-15
40	Aaron Harrison vs. OLE MISS	1-6-15
40	Alex Poythress vs. MISSOURI	2-23-13
39	Nerlens Noel vs. TEXAS A&M	1-12-13
39	Ryan Harrow at Louisville	12-29-12
39	Anthony Davis vs. ALABAMA	1-21-12
39	M. Kidd-Gilchrist vs. LOUISVILLE	12-31-11
38	Aaron Harrison at LSU	1-28-14
38	Patrick Patterson vs. Mississippi State	3-14-10

MOST BLOCKED SHOTS

Blks.	Player vs. Opponent	Date
12	Nerlens Noel at Ole Miss	1-29-13
9	Willie Cauley-Stein vs. BOISE STATE	12-10-13
9	Willie Cauley-Stein vs. Providence	12-1-13
8	Nerlens Noel at Alabama	1-22-13
8	Anthony Davis at South Carolina	2-4-12
8	Anthony Davis vs. ST. JOHN'S	12-1-11
7	Karl-Anthony Towns vs. VANDERBILT	1-20-15
7	Willie Cauley-Stein vs. E. MICHIGAN	11-27-13
7	Willie Cauley-Stein vs. MISSOURI	2-23-13
7	Nerlens Noel at Auburn	1-19-13
7	Nerlens Noel vs. TEXAS A&M	1-12-13
7	Nerlens Noel vs. LIPSCOMB	12-15-12
7	Nerlens Noel vs. PORTLAND	12-8-12
7	Anthony Davis vs. Western Kentucky	3-15-12
7	Anthony Davis at Vanderbilt	2-11-12
7	Anthony Davis vs. TENNESSEE	1-31-12
7	Anthony Davis vs. ARKANSAS	1-17-12
7	Anthony Davis vs. SOUTH CAROLINA	1-7-12
7	Anthony Davis vs. Kansas	11-15-11

SEC: 12, Nerlens Noel at Ole Miss, 1-29-13
 Postseason: 7, A. Davis vs. Western Kentucky, 3-15-12
 SEC Tourney: 6, Anthony Davis vs. LSU, 3-11-12
 NCAA Tourney: 7, A. Davis vs. Western Kent., 3-15-12
 Rupp Arena: 9, W. Cauley-Stein vs. BOISE ST., 12-10-13
 On the Road: 12, Nerlens Noel at Ole Miss, 1-29-13
 SEC Road: 12, Nerlens Noel at Ole Miss, 1-29-13
 Ranked Opp.: 12, Nerlens Noel at Ole Miss, 1-29-13
 Freshman: 12, Nerlens Noel at Ole Miss, 1-29-13
 Sophomore: 9, W. Cauley-Stein vs. BOISE ST., 12-10-13
 Junior: 4, Willie Cauley-Stein vs. ARKANSAS, 2-28-15
 Senior: 6, Josh Harrellson vs. PENN., 1-3-11
 Opener: 5, Anthony Davis vs. MARIST, 11-11-11
 SEC Opener: 7, A. Davis vs. SOUTH CAROLINA, 1-7-12
***In some cases, the most recent occurrence is listed*

MOST STEALS

Stls.	Player vs. Opponent	Date
6	Tyler Ulis vs. OLE MISS	1-2-16
6	Willie Cauley-Stein vs. GEORGIA	1-25-14
6	Nerlens Noel vs. BAYLOR	12-1-12
6	John Wall vs. UConn	12-9-09
6	John Wall vs. UNC Asheville	11-30-09
5	Malik Monk vs. UCLA	12-3-16
5	Aaron Harrison vs. ARKANSAS	2-28-15
5	Willie Cauley-Stein vs. Texas	12-5-14
5	DeAndre Liggins vs. TENNESSEE	2-8-11
5	Darius Miller at Portland	11-19-10

SEC: 6, Tyler Ulis vs. OLE MISS, 1-2-16
 Postseason: 5, John Wall vs. Mississippi State, 3-14-10
 SEC Tourney: 5, John Wall vs. Mississippi State, 3-14-10
 NCAA Tourney: 4, An. Harrison vs. W. Virginia, 3-26-15
 Rupp Arena: 6, Tyler Ulis vs. OLE MISS, 1-2-16
 On the Road: 5, Darius Miller at Portland, 11-19-10
 SEC Road: 3, Fox/Monk at Ole Miss, 12-29-16
 Ranked Opp.: 5, Malik Monk vs. UCLA, 12-3-16
 Freshman: 6, Nerlens Noel vs. BAYLOR, 12-1-12
 Sophomore: 6, Tyler Ulis vs. OLE MISS, 1-2-16
 Junior: 5, Willie Cauley-Stein vs. TEXAS, 12-5-14
 Senior: 4, Dominique Hawkins vs. Arkansas, 3-12-17
 Opener: 4, Knox/Gilgeous-Alexander vs. UTAH VALLEY, 11-10-17
 SEC Opener: 6, Tyler Ulis vs. OLE MISS, 1-2-16
***In some cases, the most recent occurrence is listed*



TEAM GAME RECORDS CAL ERA

MOST POINTS

Pts.(Score)	Opp.	Date
115 (115-69)	vs. Arizona State	11-28-16
111 (111-76)	UT MARTIN	11-25-16
110 (110-75)	AUBURN	2-21-15
108 (108-58)	MARIST	11-11-11
107 (107-73)	UIC	11-26-17
105 (105-76)	UT ARLINGTON	11-19-13
104 (104-75)	LIU BROOKLYN	11-23-12
104 (104-61)	HARTFORD	12-29-09
103 (103-100)	vs. North Carolina	12-17-16
102 (102-90)	vs. Indiana	3-23-12
102 (102-92)	SAM HOUSTON ST.	11-19-09

MOST POINTS IN A LOSS

Pts.(Score)	Opp.	Date
92 (97-92)	UCLA	12-3-16
85 (85-87)	at Arkansas	1-14-14
84 (90-84)	at Kansas	1-30-16
82 (87-82)	at LSU	1-28-14
80 (82-80)	at Tennessee	1-24-17
77 (79-77)	at Texas A&M	2-20-16
77 (87-77)	at UCLA	12-3-15
77 (77-82)	at North Carolina	12-14-13
77 (77-80)	at Louisville	12-19-12
76 (76-77)	at Arkansas	2-23-11

MOST POINTS IN A WIN OVER AP RANKED TEAM

Pts.(Score)	Opp.	Date
103 (103-100)	vs. North Carolina	12-17-16
102 (102-90)	vs. Indiana	3-23-12
87 (87-74)	at Ole Miss	1-29-13
86 (86-75)	vs. UCLA	3-24-17
85 (85-69)	SOUTH CAROLINA	1-21-17
85 (85-75)	OLE MISS	2-2-10
85 (85-72)	VANDERBILT	1-30-10
84 (84-67)	ARKANSAS	2-28-15
84 (84-70)	NORTH CAROLINA	12-13-14
82 (82-77)	vs. Texas A&M	3-13-16
82 (82-70)	vs. Baylor	3-25-12

MOST PTS. AT NEUTRAL SITE

Pts.(Score)	Opp.	Date
115 (115-69)	vs. Arizona State	11-28-16
103 (103-100)	vs. North Carolina	12-17-16
102 (102-90)	vs. Indiana	3-23-12
100 (100-71)	vs. ETSU	3-18-10
96 (96-73)	vs. Hofstra	12-11-16
94 (94-57)	vs. UNC Asheville	11-30-09
93 (93-76)	vs. Monmouth	12-9-17
93 (93-80)	vs. Georgia	3-12-16
91 (91-67)	vs. Auburn	3-14-15
90 (90-60)	vs. Wake Forest	3-20-10

MOST PTS. IN NCAA TOURNEY

Pts.(Score)	Opp.	Date
102 (102-90)	vs. Indiana	3-23-12
100 (100-71)	vs. ETSU	3-18-10
90 (90-60)	vs. Wake Forest	3-20-10
87 (87-71)	vs. Iowa State	3-17-12
86 (86-75)	vs. UCLA	3-24-17
85 (85-57)	vs. Stony Brook	3-17-16
82 (82-70)	vs. Baylor	3-25-12
81 (81-66)	vs. Western Kentucky	3-15-12
79 (79-70)	vs. NKU	3-17-17
79 (79-56)	vs. Hampton	3-19-15

MOST PTS. IN SEC TOURNEY

Pts.(Score)	Opp.	Date
93 (93-80)	vs. Georgia	3-12-16
91 (91-67)	vs. Auburn	3-14-15
85 (85-59)	vs. Alabama	3-11-16
85 (85-67)	vs. LSU	3-14-14
82 (82-65)	vs. Arkansas	3-12-17
82 (82-77)	vs. Texas A&M	3-13-16
79 (79-74)	vs. Alabama	3-11-17
78 (78-63)	vs. Arkansas	3-15-15
75 (75-66)	vs. Ole Miss	3-11-11
75 (75-74)	vs. Miss. State	3-14-10

MOST PTS. IN RUPP ARENA WIN

Pts.(Score)	Opp.	Date
111 (111-76)	UT MARTIN	11-25-16
110 (110-75)	AUBURN	2-21-15
108 (108-58)	MARIST	11-11-11
107 (107-73)	UIC	11-26-17
105 (105-76)	UT ARLINGTON	11-19-13
104 (104-75)	LIU BROOKLYN	11-23-12

104 (104-61)	HARTFORD	12-29-09
102 (102-92)	SAM HOUSTON ST.	11-19-09
101 (101-70)	CLEVELAND STATE	11-23-16
101 (101-49)	LAFAYETTE	11-16-12
101 (101-70)	ARKANSAS	1-23-10

MOST PTS. IN ROAD GAME WIN

Pts.(Score)	Opp.	Date
99 (99-76)	at Ole Miss	12-29-16
90 (90-73)	at Indiana	12-12-09
89 (89-62)	at South Carolina	2-13-16
89 (89-77)	at Florida	1-12-10
88 (88-81)	at Mississippi St.	1-17-17
88 (88-79)	at Florida	3-1-16
87 (87-81)	at Vanderbilt	1-10-17
87 (87-74)	at Ole Miss	1-29-13
86 (86-52)	at South Carolina	2-4-12

MOST POINTS IN A HALF

Pts.	Opp.	Date
63 ²	UT ARLINGTON	11-19-13
63 ²	MARIST	11-11-11
60 ¹	at Ole Miss	12-29-16
58 ¹	vs. Arizona State	11-28-16
58 ²	UT MARTIN	11-25-16
58 ²	AUBURN	2-21-15
57 ²	vs. Arizona State	11-28-16
57 ¹	ARKANSAS	1-23-10
57 ¹	HARTFORD	12-29-09
56 ²	ARKANSAS	1-7-17
56 ¹	vs. North Carolina	12-17-16
56 ¹	CLEVELAND STATE	11-23-16
56 ¹	DREXEL	12-21-09

¹ - First Half; ² - Second Half

FEWEST POINTS

Pts.(Score)	Opp.	Date
48 (48-64)	vs. Vanderbilt	3-15-13
50 (50-64)	at Notre Dame	11-29-12
52 (52-69)	at Florida	2-12-13
54 (54-60)	vs. UConn	4-7-14
55 (55-48)	ALABAMA	3-4-14
55 (55-59)	at Alabama	1-22-13
55 (55-64)	BAYLOR	12-1-12
55 (55-56)	vs. UConn	4-2-11
56 (56-49)	vs. Kansas State	3-21-14
56 (56-46)	COLUMBIA	12-10-14

FEWEST POINTS IN A WIN

Pts.(Score)	Opp.	Date
55 (55-48)	ALABAMA	3-4-14
56 (56-49)	vs. Kansas State	3-21-14
56 (56-46)	COLUMBIA	12-10-14
57 (57-44)	at Georgia	1-24-12
58 (58-50)	at Louisville	12-27-14
58 (58-38)	PROVIDENCE	11-30-14
58 (58-43)	at South Carolina	1-24-14
58 (58-56)	at Vanderbilt	2-20-10
59 (59-57)	vs. Princeton	3-1-11
60 (60-58)	at Vanderbilt	1-10-13
60 (60-51)	vs. LSU	3-9-12

FEWEST PTS. AT NEUTRAL SITE

Pts.(Score)	Opp.	Date
48 (48-64)	vs. Vanderbilt	3-15-13
54 (54-60)	vs. UConn	4-7-14
55 (55-56)	vs. UConn	4-2-11
56 (56-49)	vs. Kansas State	3-21-14
59 (59-57)	vs. Princeton	3-17-11
60 (60-61)	vs. Florida	3-16-14
60 (60-51)	vs. LSU	3-9-12
61 (61-65)	vs. Kansas	11-14-17
62 (62-67)	vs. Baylor	12-6-13
62 (62-60)	vs. Ohio State	3-25-11
62 (62-45)	vs. Cornell	3-25-10
62 (62-52)	vs. Old Dominion	11-20-11

FEWEST POINTS IN NCAA TOURNEY

Pts.(Score)	Opp.	Date
54 (54-60)	vs. UConn	4-7-14
55 (55-56)	vs. UConn	4-2-11
56 (56-49)	vs. Kansas State	3-21-14
59 (59-57)	vs. Princeton	3-17-11
62 (62-60)	vs. Ohio State	3-25-11
62 (62-45)	vs. Cornell	3-25-10
64 (64-71)	vs. Wisconsin	4-4-15
64 (64-51)	vs. Cincinnati	3-21-15
65 (65-62)	vs. Wichita State	3-19-17
66 (66-73)	vs. West Virginia	3-27-10

67 (67-73)	vs. Indiana	3-19-16
67 (67-59)	vs. Kansas	4-2-12

FEWEST PTS. IN SEC TOURNEY

Pts.(Score)	Opp.	Date
48 (48-64)	vs. Vanderbilt	3-15-13
60 (60-61)	vs. Florida	3-16-14
60 (60-51)	vs. LSU	3-9-12
64 (64-49)	vs. Florida	3-13-15
64 (64-71)	vs. Vanderbilt	3-11-12
70 (70-58)	vs. Georgia	3-15-14
70 (70-54)	vs. Florida	3-13-11
71 (71-60)	vs. Georgia	3-10-17
72 (72-58)	vs. Alabama	3-12-11

FEWEST PTS. IN RUPP ARENA

Pts.(Score)	Opp.	Date
55 (55-64)	BAYLOR	12-1-12
56 (56-46)	COLUMBIA	12-10-14
58 (58-38)	PROVIDENCE	11-30-14
61 (61-57)	FLORIDA	3-9-13

FEWEST PTS. IN ROAD GAME

Pts.(Score)	Opp.	Date
50 (50-64)	at Notre Dame	11-29-12
52 (52-69)	at Florida	2-12-13
55 (55-48)	at Alabama	3-4-14
55 (55-59)	at Alabama	1-22-13
57 (57-59)	at Robert Morris	3-19-13
57 (57-44)	at Georgia	1-24-12
58 (58-50)	at Louisville	12-27-14
58 (58-43)	at South Carolina	1-24-14
58 (58-88)	at Tennessee	2-16-13
58 (58-56)	at Vanderbilt	2-20-10

FEWEST POINTS IN A HALF

Pts.	Opp.	Date
19 ²	at Georgia	1-24-12
21 ¹	vs. UConn	4-2-11
22 ¹	at Louisville	12-27-14
22 ²	at Alabama	1-22-13
22 ¹	at Tennessee	3-6-11
23 ¹	COLUMBIA	12-10-14
23 ²	vs. UConn	4-7-14
23 ¹	vs. Vanderbilt	3-15-13
23 ²	vs. Maryland	11-9-12
23 ¹	vs. UConn	12-9-09

¹ - First Half; ² - Second Half

MOST FIELD GOALS

Pts.	Opp.	Date
46	MARIST	11-11-11
44	vs. Arizona State	11-28-16
44	AUBURN	2-21-15
42	UIC	11-26-17
42	LIU-BROOKLYN	11-23-12
41	UT MARTIN	11-25-16
41	HARTFORD	12-29-09
40	vs. North Carolina	12-17-16
40	LAFAYETTE	11-16-12
38	CLEVELAND STATE	11-23-16
38	LSU	3-5-16
38	vs. Wake Forest	3-20-10

FEWEST FIELD GOALS

Fgs.	Opp.	Date
14	at South Carolina	3-1-14
16	ALABAMA	3-4-14
17	GEORGIA	12-31-17
17	LOUISVILLE	12-31-11
17	at Auburn	2-12-14
18	vs. LSU	3-9-12
18	vs. Vanderbilt	3-15-13
18	vs. Florida	3-16-14
18	vs. UConn	4-7-14
18	at Texas A&M	1-10-15
18	at South Carolina	1-24-15

MOST FIELD-GOAL ATTEMPTS

Fgs.	Opp.	Date
84	vs. Arizona State	11-28-16
80	UCLA	12-3-16
77	ARKANSAS	1-23-10
76	ARKANSAS	2-27-14
75	MARIST	11-11-11
74	at Ole Miss	12-29-16
74	vs. North Carolina	12-17-16
74	UT MARTIN	11-25-16

FEWEST FIELD-GOAL ATTEMPTS

Fgs.	Opp.	Date
39	at South Carolina	1-24-15
40	at Robert Morris	3-19-13
41	ALABAMA	1-31-15
41	TENNESSEE	1-31-12
42	FLORIDA	2-15-14
42	vs. Providence	12-1-13
42	vs. LSU	3-9-12
42	vs. Cleveland State	11-24-09

MOST FREE THROWS

Fts.	Opp.	Date
35	vs. Indiana	3-23-12
33	at South Carolina	3-1-14
32	LOUISVILLE	12-31-11
31	MOREHEAD STATE	11-21-12
31	INDIANA	12-11-10
30	vs. Auburn	3-14-15
30	UNC ASHEVILLE	11-8-13
30	vs. Baylor	3-25-12
29	ILLINOIS STATE	11-30-15
29	at North Carolina	12-14-13

FEWEST FREE THROWS

Fts.	Opp.	Date
3	ETSU	11-17-17
4	vs. UConn	4-2-11
4	VANDERBILT	1-23-16
6	vs. Michigan	3-30-14
6	at Florida	2-12-13
6	at Alabama	1-22-13
6	vs. Princeton	3-17-11
7	at LSU	1-3-18
7	at LSU	2-10-15
7	vs. UCLA	12-20-14
7	at Florida	3-4-12
7	at Georgia	1-24-12
7	vs. Wake Forest	3-20-10

MOST FREE-THROW ATTEMPTS

Fts.	Opp.	Date
48	UNC ASHEVILLE	11-8-13
46	ILLINOIS STATE	11-30-15
44	vs. Baylor	3-25-12
44	INDIANA	12-11-10
43	at North Carolina	12-14-13
43	LOUISVILLE	12-31-11
42	at South Carolina	3-1-14
41	vs. LSU	3-14-14
41	MOREHEAD STATE	11-21-12

TEAM GAME RECORDS CAL ERA

MOST 3-POINT ATTEMPTS

3s.	Opp.	Date
33	CHATTANOOGA	12-17-11
33	vs. East Tennessee State	3-18-10
33	ARKANSAS	1-23-10
32	vs. West Virginia	3-27-10
28	vs. Arizona State	11-28-16
28	at Texas A&M	1-10-15
28	ALABAMA	3-4-14
28	vs. Vanderbilt	3-11-12
28	HARTFORD	12-29-09
27	GEORGIA	3-1-12
27	vs. UConn	4-2-11

FEWEST 3-POINT ATTEMPTS

3s.	Opp.	Date
5	vs. Wisconsin	4-4-15
5	vs. Wisconsin	4-5-14
5	at Tennessee	1-14-12
6	FLORIDA	3-7-15
6	Vanderbilt	1-20-15
7	at Missouri	1-29-15
7	PROVIDENCE	11-30-14
7	vs. Louisville	3-31-12
7	at Indiana	12-10-11

MOST REBOUNDS

Rebs.	Opp.	Date
59	vs. Arizona State	11-28-16
59	ARKANSAS	1-23-10
57	LOUISVILLE	12-31-11
56	ROBERT MORRIS	11-17-13
54	NJIT	11-14-15
53	TROY	11-20-17
53	at Texas A&M	1-10-15
53	MONTANA STATE	11-23-14
53	at Mississippi State	2-16-10
53	at LSU	2-6-10

FEWEST REBOUNDS

Rebs.	Opp.	Date
21	ALABAMA	1-31-15
21	at Tennessee	2-16-13
22	vs. Wisconsin	4-4-15
24	GEORGIA	2-3-15
24	NORTH CAROLINA	12-13-14
24	TENNESSEE	1-18-14
25	vs. Baylor	12-6-13
25	at Robert Morris	3-19-13

MOST OFFENSIVE REBOUNDS

Rebs.	Opp.	Date
26	ARKANSAS	2-27-14
24	GRAND CANYON	11-14-14
24	vs. West Virginia	3-27-10
22	NJIT	11-14-15
22	at Auburn	2-2-14
22	ARKANSAS	1-23-10
21	VALPARAISO	12-7-16
21	COLUMBIA	12-10-14
21	at South Carolina	3-1-14
21	BAYLOR	12-1-12
21	at Indiana	12-12-09

FEWEST OFFENSIVE REBOUNDS

Rebs.	Opp.	Date
3	at South Carolina	1-24-14
5	GEORGIA	2-3-15
5	ALABAMA	1-31-15
5	MISSISSIPPI STATE	2-15-11
5	GEORGIA	1-29-11

MOST DEFENSIVE REBOUNDS

Rebs.	Opp.	Date
39	vs. Arizona State	11-28-16
39	ROBERT MORRIS	11-17-13
39	EASTERN MICHIGAN	1-2-13
38	TROY	11-20-17
38	vs. Hampton	3-19-15
38	EASTERN KENTUCKY	12-7-14
38	vs. Cleveland State	11-24-09
37	at Texas A&M	1-10-15
37	LOUISVILLE	12-31-11
37	ARKANSAS	1-23-10
36	vs. FLORIDA	2-25-17
36	at Florida	3-1-16
36	RADFORD	11-23-11
36	MARIST	11-11-11

FEWEST DEFENSIVE REBOUNDS

Rebs.	Opp.	Date
9	at Tennessee	2-16-13
13	NORTH CAROLINA	12-13-14
15	vs. Baylor	12-6-13
15	at Alabama	1-18-11
16	vs. Wisconsin	4-4-15
16	ALABAMA	1-31-15
16	TEXAS A&M	1-12-13
16	at Auburn	1-11-12
16	vs. UConn	11-24-10

MOST ASSISTS

Assts.	Opp.	Date
33	vs. Arizona State	11-28-16
30	HARTFORD	12-29-09
28	LIU-BROOKLYN	11-23-12
28	vs. UNC Asheville	11-30-09
25	CLEVELAND STATE	11-23-16
25	AUBURN	2-21-15
25	vs. UCLA	12-20-14
24	at Ole Miss	12-29-16
24	UT MARTIN	11-25-16
24	BOSTON	11-21-14
24	MARIST	11-11-11
24	vs. East Tennessee State	3-18-10

FEWEST ASSISTS

Assts.	Opp.	Date
5	LSU	2-22-14
6	VANDERBILT	3-1-11
7	at Florida	2-4-17
7	vs. Wisconsin	4-4-15
7	vs. Florida	3-13-15
7	ARKANSAS	2-27-14
7	at Auburn	2-12-14
7	BOISE STATE	12-10-13
7	vs. Vanderbilt	3-15-13
7	VANDERBILT	2-20-13
7	at Tennessee	1-14-12
7	vs. Washington	11-23-10

MOST TURNOVERS

TOs.	Opp.	Date
24	MOREHEAD STATE	11-13-09
23	SAM HOUSTON STATE	11-19-09
22	ETSU	11-17-17
21	LOUISVILLE	12-31-11
21	vs. Old Dominion	11-20-11
21	NORTH CAROLINA	12-5-09
20	EASTERN MICHIGAN	11-27-13
20	ALBANY	11-13-15
20	vs. Cleveland State	11-24-09

FEWEST TURNOVERS

TOs.	Opp.	Date
3	at Georgia	3-3-15
3	at South Carolina	2-4-12
4	ALABAMA	2-23-16
4	COLUMBIA	12-10-14
4	vs. Wisconsin	4-5-14
4	PORTLAND	11-26-11
5	vs. Georgia	3-12-16
5	at Vanderbilt	2-27-16
5	ALABAMA	1-31-15

MOST BLOCKS

Bks.	Opp.	Date
18	ST. JOHN'S	12-1-11
15	vs. Stony Brook	3-17-16
14	at Georgia	3-3-10
13	vs. UCLA	12-20-14
13	at Ole Miss	1-29-13
13	ARKANSAS	1-17-12
13	vs. Kansas	11-15-11
13	MARIST	11-11-11

FEWEST BLOCKS

Bks.	Opp.	Date
1	at Vanderbilt	1-10-17
1	vs. Alabama	3-11-16
1	at LSU	1-5-16
1	WRIGHT STATE	11-20-15
1	ALABAMA	1-31-15
1	at Missouri	1-29-15
1	vs. Wisconsin	4-5-14
1	at Florida	3-8-14

MOST STEALS

Stls.	Opp.	Date
15	LAFAYETTE	11-16-12
13	OLE MISS	1-2-16
13	vs. UConn	12-9-09
12	STEPHEN F. AUSTIN	11-11-16
12	BOSTON	11-24-15
12	NORTH CAROLINA	12-13-14
12	PROVIDENCE	11-30-14
12	LIPSCOMB	12-15-12
12	PORTLAND	11-26-11
12	vs. Cornell	3-25-10
12	GEORGIA	1-9-10
12	vs. UNC Asheville	11-30-09

FEWEST STEALS

Stls.	Opp.	Date
0	vs. Baylor	12-6-13
1	vs. Michigan State	11-12-13
1	at Robert Morris	3-19-13
1	vs. West Virginia	3-19-11
1	FLORIDA	2-26-11

MOST PERSONAL FOULS

Fls.	Opp.	Date
33	at Kansas	1-30-16
31	at Arkansas	1-14-14
31	at North Carolina	12-14-13
29	at South Carolina	3-1-14
28	VANDERBILT	1-30-10
27	vs. Hofstra	12-11-16
27	at Florida	3-1-16
27	at UCLA	12-3-15
27	vs. West Virginia	3-27-10

FEWEST PERSONAL FOULS

Fls.	Opp.	Date
7	HARTFORD	12-29-09
8	MONTANA STATE	11-23-14
8	LAFAYETTE	11-16-12
8	vs. Florida	3-10-12
8	vs. Princeton	3-17-11
8	WINTHROP	12-22-10
8	DREXEL	12-21-09
8	vs. UNC Asheville	11-30-09

HIGHEST FIELD-GOAL PCT.

Pct.	Opp.	Date
.677	LIU-BROOKLYN	11-23-12
.667	UIC	11-26-17
.647	AUBURN	2-21-15
.645	LAFAYETTE	11-16-12
.643	vs. Providence	12-1-13
.614	SOUTH CAROLINA	2-5-13
.613	MARIST	11-11-11
.603	vs. Wake Forest	3-20-10
.603	HARTFORD	12-29-09
.600	FORT WAYNE	11-22-17
.600	SAM HOUSTON STATE	11-19-09

LOWEST FIELD-GOAL PCT.

Pct.	Opp.	Date
.269	at South Carolina	3-1-14
.281	at Texas A&M	1-10-15
.296	BAYLOR	12-1-12
.298	LOUISVILLE	12-31-11
.309	at Auburn	2-12-14
.315	GEORGIA	12-31-17
.327	ALABAMA	3-4-14
.339	vs. UConn	4-2-11
.342	ARKANSAS	2-27-14
.343	vs. West Virginia	3-27-10

HIGHEST FREE-THROW PCT.

Pct.	Opp.	Date
1.000	FLORIDA	2-7-12
1.000	AUSTIN PEAY	12-19-09
.958	TENNESSEE	1-18-14
.955	at Florida	2-7-15
.946	vs. Indiana	3-23-12
.923	at Mississippi State	2-25-15
.900	vs. Wisconsin	4-4-15
.900	at Ole Miss	2-18-14
.895	DREXEL	12-21-09
.889	at Alabama	1-17-15
.889	TENNESSEE	1-31-12

min 10 attempts

LOWEST FREE-THROW PCT.

Pct.	Opp.	Date
.200	ETSU	11-17-17
.333	vs. UConn	4-2-11
.391	ETSU	11-12-10
.412	vs. Wake Forest	3-20-10
.435	at Vanderbilt	2-27-16
.471	PROVIDENCE	11-30-14
.478	at Louisville	12-29-12
.500	OLE MISS	1-2-16
.500	BOSTON	11-24-15
.500	vs. Georgia	3-15-14
.500	vs. Vanderbilt	3-15-13
.500	vs. Oklahoma	11-22-10

min 10 attempts

HIGHEST 3-POINT PERCENTAGE

Pct.	Opp.	Date
.700	at Florida	3-1-16
.692	DREXEL	12-21-09
.667	AUSTIN PEAY	12-19-09
.636	vs. Michigan	3-30-14
.625	BOSTON	11-30-10
.600	FLORIDA	2-6-16
.600	FLORIDA	2-7-12
.591	vs. Alabama	3-11-16
.583	vs. Arkansas	3-15-15
.583	at Florida	2-5-11

min 10 attempts

LOWEST 3-POINT PERCENTAGE

Pct.	Opp.	Date
.077	vs. Alabama	3-12-10
.083	TEXAS	12-5-14
.091	at Tennessee	2-27-10
.100	TENNESSEE	1-31-12
.111	at Vanderbilt	1-10-17
.118	COLUMBIA	12-10-14
.125	vs. LSU	3-9-12
.125	vs. West Virginia	3-27-10
.125	vs. Cornell	3-25-10
.143	HARVARD	12-2-17
.143	GEORGIA	1-9-10
.143	LOUISVILLE	1-2-10

min 10 attempts

HIGHEST REBOUND MARGIN

Mg.	Opp.	Date
+31	NJIT	11-14-15
+30	GRAND CANYON	11-14-14
+28	NORTHERN KY.	11-10-13
+27	vs. Little Rock	1-3-12
+26	vs. Arizona State	11-28-16
+26	LOUISVILLE	12-31-11
+25	EASTERN KENTUCKY	12-9-15
+25	EASTERN MICHIGAN	1-2-13
+25	at Indiana	12-12-09
+24	SOUTH CAROLINA	2-14-15

LOWEST REBOUND MARGIN

Mg.	Opp.	Date
-25	at Florida	2-4-17
-18	at Tennessee	2-16-13
-16	vs. Baylor	12-6-13
-16	vs. Maryland	11-9-12
-15	TENNESSEE	1-18-14
-14	at LSU	1-5-16
-12	vs. Wisconsin	4-4-15
-12	GEORGIA	2-3-15
-12	at South Carolina	1-24-14
-12	vs. Alabama	3-12-10
-11	at Kansas	1-30-16
-11	TEXAS	12-5-14



Quade Green



Freshman • G • 6-0 • 180 lbs • Philadelphia Neumann-Goretti • Undeclared/Exploratory Studies in Agriculture



Bio Blast

- Pronunciation: KWAH-DAY
- Scored in double figures in eight of the last 12 games
- Has at least three assists in all but five games
- Hit three 3-pointers in a team-leading three games this season
- Wore protective glasses vs. Virginia Tech after a right eye injury the previous game vs. Monmouth
- Five-star point guard prospect by Rivals, ESPN and Scout
- Enjoyed a prolific high school career that saw him capture four state championships, including a 22-point, eight-assist and two-steal performance in the title game during his senior season
- 2016 and 2017 Pennsylvania Class 3A Player of the Year
- On the USA Basketball 2016 FIBA Americas U18 Championship team that won a gold medal in Chile
- McDonald's High School All-American, Jordan Brand Classic & HoopHall Classic (MVP) participant
- Chose Kentucky because of the elite talent every day in practice
- Born 80 percent deaf and didn't speak for years but overcame those challenges with the help of auditory implants and speech therapists

Season Averages

Games played	15
Minutes/game	24.8
Points/game	10.7
FG Pct	48.4
3FG Pct	40.0
FT Pct	79.3
Rebounds/game	2.1
Assists/game	3.4
Turnovers/game	2.1
Assist/turnover ratio	1.6
Steals/game	0.3

Season Highs

Points	21, vs. ETSU (11/17/17)
FG Made	9, vs. ETSU (11/17/17)
FG Attempts	14, at Tennessee (01/06/18)
3FG Made	3, 3x, last at Tennessee (01/06/18)
3FG Attempts	7, at Tennessee (01/06/18)
FT Made	6, vs. GEORGIA (12/31/17)
FT Attempts	8, vs. GEORGIA (12/31/17)
Rebounds	6, vs. UIC (11/26/17)
Assists	5, 5x, last vs. LOUISVILLE (12/29/17)
Steals	1, 4x, last at Tennessee (01/06/18)
Blocks	
Minutes	33, at Tennessee (01/06/18)

Career Highs

Points	21, vs. ETSU (11/17/17)
FG Made	9, vs. ETSU (11/17/17)
FG Attempts	14, at Tennessee (01/06/18)
3FG Made	3, 3x, last at Tennessee (01/06/18)
3FG Attempts	7, at Tennessee (01/06/18)
FT Made	6, vs. GEORGIA (12/31/17)
FT Attempts	8, vs. GEORGIA (12/31/17)
Rebounds	6, vs. UIC (11/26/17)
Assists	5, 5x, last vs. LOUISVILLE (12/29/17)
Steals	1, 4x, last at Tennessee (01/06/18)
Blocks	
Minutes	33, at Tennessee (01/06/18)

Game-By-Game

Opponent	Date	gs	min	Total		3-Pointers		Free throws		Rebounds			pf	a	t/o	blk	stl	pts	avg	
				fg	fga	pct	3fg	3fga	pct	ft	fta	pct								off
UTAH VALLEY	11/10/17	21	0-4	.000	0-1	.000	4-4	1.000	0	0	0	0.0	1	1	0	0	0	4	4.0	
VERMONT	11/12/17	* 26	6-11	.545	1-2	.500	2-2	1.000	1	3	4	2.0	1	4	1	0	0	15	9.5	
vs #4/3 Kansas	11/14/17	* 21	2-7	.286	0-2	.000	2-2	1.000	0	1	1	1.7	1	2	0	0	0	6	8.3	
ETSU	11/17/17	* 26	9-13	.692	3-5	.600	0-1	.000	0	0	0	1.3	1	3	0	1	21	11.5		
TROY	11/20/17	* 26	5-10	.500	1-2	.500	2-2	1.000	0	3	3	1.6	2	3	0	0	13	11.8		
FORT WAYNE	11/22/17	* 22	5-6	.833	1-1	1.000	0-0	.000	2	2	4	2.0	1	5	3	0	11	11.7		
UIC	11/26/17	* 21	5-7	.714	2-3	.667	0-0	.000	0	6	6	2.6	2	4	4	1	12	11.7		
HARVARD	12/2/17	* 30	1-5	.200	0-2	.000	0-0	.000	0	2	2	2.5	2	5	2	0	1	2	10.5	
vs Monmouth	12/9/17	* 16	4-6	.667	1-2	.500	0-0	.000	1	2	3	2.6	2	5	1	0	9	10.3		
RV/IRV VIRGINIA TECH	12/16/17	27	6-12	.500	2-5	.400	3-4	.750	1	0	1	2.4	1	5	1	0	0	17	11.0	
vs UCLA	12/23/17	* 20	1-7	.143	0-4	.000	0-0	.000	0	0	0	2.2	0	2	3	0	0	2	10.2	
RV/IRV LOUISVILLE	12/29/17	* 27	4-6	.667	3-4	.750	2-2	1.000	0	0	0	2.0	3	5	3	0	0	13	10.4	
GEORGIA	12/31/17	* 25	4-10	.400	1-4	.250	6-8	.750	1	3	4	2.2	2	1	2	0	0	15	10.8	
at LSU	1/3/18	* 31	3-6	.500	0-1	.000	1-2	.500	0	3	3	2.2	0	2	3	0	0	7	10.5	
at #23/22 Tennessee	01/06/18	* 33	5-14	.357	3-7	.429	1-2	.500	0	0	0	2.1	3	4	2	1	14	10.7		
Totals		13	372	60-124	.484	18-45	.400	23-29	.793	6	25	31	2.1	22	51	31	0	4	161	10.7

Games played: 15
Minutes/game: 24.8
Points/game: 10.7
FG Pct: 48.4
3FG Pct: 40.0
FT Pct: 79.3

Rebounds/game: 2.1
Assists/game: 3.4
Turnovers/game: 2.1
Assist/turnover ratio: 1.6
Steals/game: 0.3

Superlatives

Season Stats

10+ points	9
20+ points	1
3+ assists	10
3+ steals	-
10+ rebounds	-
Double-doubles	-
Dunks	-

Career Stats

10+ points	9
20+ points	1
3+ assists	10
3+ steals	-
10+ rebounds	-
Double-doubles	-
Dunks	-

Career Statistics

Year	GP-GS	Min-Avg	FG-FGA	Pct	3FG-FGA	Pct	FT-FTA	Pct	Off-Def-Tot-Avg	PF-FO	Ast	TO	Blk	Stl	Pts	Avg
2017-18	15-13	372-24.8	60-124	.484	18-45	.400	23-29	.793	6-25-31-2.1	22-0	51	31	0	4	161	10.7
TOTAL	15-13	372-24.8	60-124	.484	18-45	.400	23-29	.793	6-25-31-2.1	22-0	51	31	0	4	161	10.7



Sacha Killeya-Jones

Sophomore • F • 6-10 • 221 lbs • Chapel Hill, N.C.
Virginia Episcopal • Communication

1

Bio Blast

- Pronunciation: SAH-shuh kuh-LEE-uh
- Returned to the UK rotation vs. Virginia Tech after missing the Monmouth game with a sprained left ankle
- Was 4 of 4 from the field and scored a season-high nine points against Harvard. He also had two rebounds and two blocks in 18 minutes of action
- Played well against Kansas, notching career highs in rebounds (nine) and blocks (three)
- After the Vermont game, Calipari said of Killeya-Jones: "Sacha played his butt off today. You just saw him, the work that he's put in"
- Attended Great Britain's national training camp in August for FIBA EuroBasket 2017
- Made 15 appearances last season, but none after the Jan. 21 game vs South Carolina
- Scored 40 points, grabbed 31 rebounds and blocked 10 shots in his freshman season
- Posted 13 games with at least 20 points and 10 rebounds as a senior in high school
- Named the Virginia Player of the Year as a senior
- Won a state title and two AAU national championships during his prep career

Season Averages

Games played	14
Minutes/game	15.6
Points/game	3.9
FG Pct	52.4
3FG	
FT Pct	55.0
Rebounds/game	3.8
Assists/game	0.6
Turnovers/game	0.6
Assist/turnover ratio	0.9
Steals/game	0.4
Blocks/game	0.8

Season Highs

Points	9, vs. HARVARD (12/02/17)
FG Made	4, twice, last vs. HARVARD (12/02/17)
FG Attempts	6, twice, last vs. ETSU (11/17/17)
3FG Made	
3FG Attempts	
FT Made	4, vs. VERMONT (11/12/17)
FT Attempts	4, vs. VERMONT (11/12/17)
Rebounds	9, vs. Kansas (11/14/17)
Assists	3, at LSU (01/03/18)
Steals	2, twice, last vs. UCLA (12/23/17)
Blocks	3, twice, last vs. ETSU (11/17/17)
Minutes	25, vs. ETSU (11/17/17)

Career Highs

Points	12, vs. UT-MARTIN (11/25/16)
FG Made	6, vs. UT-MARTIN (11/25/16)
FG Attempts	8, vs. UT-MARTIN (11/25/16)
3FG Made	
3FG Attempts	
FT Made	4, vs. VERMONT (11/12/17)
FT Attempts	5, vs. CLEVELAND STATE (11/23/16)
Rebounds	9, vs. Kansas (11/14/17)
Assists	3, at LSU (01/03/18)
Steals	2, twice, last vs. UCLA (12/23/17)
Blocks	3, twice, last vs. ETSU (11/17/17)
Minutes	25, vs. ETSU (11/17/17)

Game-By-Game

Opponent	Date	gs	min	Total fg-fga	pct	3fg-fga	pct	Free throws ft-fta	pct	Rebounds off	def	tot	avg	pf	a	t/o	blk	stl	pts	avg
UTAH VALLEY	11/10/17	15	2-3	.667	0-0	.000	0-2	.000	2	0	2	2.0	4	0	1	1	1	1	4	4.0
VERMONT	11/12/17	18	1-2	.500	0-0	.000	4-4	1.000	2	2	4	3.0	0	0	0	0	0	0	6	5.0
vs #4/3 Kansas	11/14/17	23	4-6	.667	0-0	.000	0-3	.000	4	5	9	5.0	3	2	0	3	0	3	8	6.0
ETSU	11/17/17	25	2-6	.333	0-0	.000	0-0	.000	6	2	8	5.8	3	1	3	3	2	4	5.5	
TROY	11/20/17	17	1-4	.250	0-0	.000	0-0	.000	1	3	4	5.4	1	1	0	0	0	2	4.8	
FORT WAYNE	11/22/17	10	2-4	.500	0-0	.000	0-0	.000	1	2	3	5.0	2	0	1	1	0	4	4.7	
UIC	11/26/17	12	1-2	.500	0-0	.000	0-0	.000	1	2	3	4.7	1	0	1	0	0	2	4.3	
HARVARD	12/2/17	18	4-4	1.000	0-0	.000	1-2	.500	0	2	2	4.4	0	0	0	2	0	9	4.9	
vs Monmouth	12/9/17	dnp	-	-	-	-	-	-	-	-	-	-	-	-	-	-	-	-	-	-
RVIRV VIRGINIA TECH	12/16/17	7	0-0	.000	0-0	.000	0-0	.000	0	1	1	4.0	2	0	0	0	0	0	4.3	
vs UCLA	12/23/17	6	0-1	.000	0-0	.000	2-2	1.000	2	1	3	3.9	3	0	0	0	2	2	4.1	
RVIRV LOUISVILLE	12/29/17	19	3-5	.600	0-0	.000	2-3	.667	2	2	4	3.9	4	0	0	0	0	8	4.5	
GEORGIA	12/31/17	21	0-1	.000	0-0	.000	0-0	.000	1	1	2	3.8	3	1	1	1	0	0	4.1	
at LSU	1/3/18	12	1-3	.333	0-0	.000	0-2	.000	2	3	5	3.8	0	3	1	0	0	2	3.9	
at #23/22 Tennessee	01/06/18	16	1-1	1.000	0-0	.000	2-2	1.000	1	2	3	3.8	4	0	1	0	0	4	3.9	
Totals		0	219	22-42	.524	0-0	.000	11-20	.550	25	28	53	3.8	30	8	9	11	5	55	3.9

Games played: 14
Minutes/game: 15.6
Points/game: 3.9
FG Pct: 52.4
FT Pct: 55.0

Rebounds/game: 3.8
Assists/game: 0.6
Turnovers/game: 0.6
Assist/turnover ratio: 0.9
Steals/game: 0.4
Blocks/game: 0.8

Superlatives

Season Stats	Career Stats
10+ points	-
20+ points	-
3+ blocks	2
3+ steals	-
10+ rebounds	-
Double-doubles	-
Dunks	4
10+ points	1
20+ points	-
3+ blocks	2
3+ steals	-
10+ rebounds	-
Double-doubles	-
Dunks	8

Career Statistics

Year	GP-GS	Min-Avg	FG-FGA	Pct	3FG-FGA	Pct	FT-FTA	Pct	Off-Def-Tot-Avg	PF-FO	Ast	TO	Blk	Stl	Pts	Avg
2016-17	15-0	96-6.4	17-29	.586	0-0	.000	6-15	.400	12-19-31-2.1	19-0	2	7	10	1	40	2.7
2017-18	14-0	219-15.6	22-42	.524	0-0	.000	11-20	.550	25-28-53-3.8	30-0	8	9	11	5	55	3.9
TOTAL	29-0	315-10.9	39-71	.549	0-0	.000	17-35	.486	37-47-84-2.9	49-0	10	16	21	6	95	3.3



Jarred Vanderbilt

Freshman • F • 6-9 • 214 lbs • Houston
Victory Prep Academy • Undeclared/Exploratory
Studies in Agriculture



Bio Blast

- Currently out with a left foot injury. Initially diagnosed to return in January but decided to delay surgery and re-evaluate. Recently started undergoing individual workouts. His timetable for return has not been decided yet
- Rated as one of the nation's top 20 prospects
- Averaged 28.5 points, 13.4 rebounds and 8.8 assists a game for Victory Prep Academy as a senior
- AAU teammate of former UK All-America guard De'Aaron Fox
- A McDonald's All-American and Jordan Brand Classic participant
- McDonald's High School All-American, Jordan Brand Classic and HoopHall Classic participant
- Honor-roll high-school student
- High school salutatorian for the Honor Society
- Returned to his hometown of Houston with Coach Calipari after the team raised \$1 million for a telethon for Hurricane Harvey victims

Game-By-Game

Season Averages

Games played
Minutes/game
Points/game
FG Pct
FT Pct
Rebounds/game
Assists/game
Turnovers/game
Assist/turnover ratio
Steals/game
Blocks/game

Season Highs

Points
FG Made
FG Attempts
3FG Made
3FG Attempts
FT Made
FT Attempts
Rebounds
Assists
Steals
Blocks
Minutes

Career Highs

Points
FG Made
FG Attempts
3FG Made
3FG Attempts
FT Made
FT Attempts
Rebounds
Assists
Steals
Blocks
Minutes

Superlatives

	Season Stats	Career Stats
10+ points	-	10+ points
20+ points	-	20+ points
3+ blocks	-	3+ blocks
3+ steals	-	3+ steals
10+ rebounds	-	10+ rebounds
Double-doubles	-	Double-doubles
Dunks	-	Dunks

Career Statistics

Year	GP-GS	Min-Avg	FG-FGA	Pct	3FG-FGA	Pct	FT-FTA	Pct	Off-Def-Tot-Avg	PF-FO	Ast	TO	Blk	Stl	Pts	Avg
2017-18																
TOTAL																

Hamidou Diallo

3

RS-Freshman • G • 6-5 • 198 lbs • Queens, N.Y.
Putnam Science Academy • Undeclared/Exploratory
Studies in Agriculture



Bio Blast

- Pronunciation: HA-muh-dew dee-AH-low
- Posted his first-career double-double in the SEC opener vs. Georgia
- Scored 10 or more points in seven straight prior to the last two games
- UK's second-leading scorer with a 13.7 average, .3 points shy of Kevin Knox
- Hauled in at least three rebounds in 13 of 15 games
- SEC Freshman of the Week for Dec. 18 following 20-point, three-steal effort vs. Virginia Tech
- Preseason All-SEC pick by the media (first team) and the league's coaches (second team)
- Preseason watch list for three national player of the year awards: the Naismith Trophy, the Oscar Robertson Trophy and the Wooden Award
- On the preseason watch list for the Jerry West Award, presented annually by the Naismith Memorial Basketball Hall of Fame to the nation's top shooting guard
- Participated in the 2017 FIBA U19 World Cup with USA Basketball. Averaged 10.9 points and 3.9 rebounds in 18.4 minutes a game in seven games
- 2016-17 midyear enrollee. Joined UK in January from Putnam Science Academy in Connecticut
- Did not play in 2017-18 but became a key component in practice once he learned the system
- Tested the NBA Draft waters but decided to come back to school in May

Season Averages

Games played	15
Minutes/game	27.7
Points/game	13.7
FG Pct	44.8
3FG Pct	36.8
FT Pct	62.3
Rebounds/game	4.9
Assists/game	1.7
Turnovers/game	1.7
Assist/turnover ratio	1.0
Steals/game	1.1
Blocks/game	0.1

Season Highs

Points	23, vs. Monmouth (12/09/17)
FG Made	8, 3x, last vs. Monmouth (12/09/17)
FG Attempts	18, vs. UCLA (12/23/17)
3FG Made	4, vs. VIRGINIA TECH (12/16/17)
3FG Attempts	7, vs. VIRGINIA TECH (12/16/17)
FT Made	6, twice, last vs. Monmouth (12/09/17)
FT Attempts	10, vs. Monmouth (12/09/17)
Rebounds	10, twice, last vs. GEORGIA (12/31/17)
Assists	4, twice, last vs. UIC (11/26/17)
Steals	3, vs. VIRGINIA TECH (12/16/17)
Blocks	1, twice, last vs. ETSU (11/17/17)
Minutes	34, twice, last vs. GEORGIA (12/31/17)

Career Highs

Points	23, vs. Monmouth (12/09/17)
FG Made	8, 3x, last vs. Monmouth (12/09/17)
FG Attempts	18, vs. UCLA (12/23/17)
3FG Made	4, vs. VIRGINIA TECH (12/16/17)
3FG Attempts	7, vs. VIRGINIA TECH (12/16/17)
FT Made	6, twice, last vs. Monmouth (12/09/17)
FT Attempts	10, vs. Monmouth (12/09/17)
Rebounds	10, twice, last vs. GEORGIA (12/31/17)
Assists	4, twice, last vs. UIC (11/26/17)
Steals	3, vs. VIRGINIA TECH (12/16/17)
Blocks	1, twice, last vs. ETSU (11/17/17)
Minutes	34, twice, last vs. GEORGIA (12/31/17)

Game-By-Game

Opponent	Date	qs	min	Total		3-Pointers		Free throws		Rebounds			pf	a	t/o	blk	stl	pts	avg	
				fg-fga	pct	3fg-fga	pct	ft-fa	pct	off	def	tot								avg
UTAH VALLEY	11/10/17	*	25	8-16	.500	2-4	.500	0-0	.000	2	3	5	5.0	2	3	1	0	0	18	18.0
VERMONT	11/12/17	*	30	6-13	.462	1-2	.500	3-4	.750	0	1	1	3.0	4	3	0	1	1	16	17.0
vs #4/3 Kansas	11/14/17	*	30	4-11	.364	0-3	.000	6-7	.857	2	3	5	3.7	3	4	3	0	1	14	16.0
ETSU	11/17/17	*	27	3-7	.429	0-1	.000	1-2	.500	0	4	4	3.8	2	0	2	1	1	7	13.8
TROY	11/20/17	*	29	3-12	.250	0-1	.000	2-6	.333	3	7	10	5.0	3	1	2	0	1	8	12.6
FORT WAYNE	11/22/17	*	28	3-7	.429	2-3	.667	0-0	.000	0	4	4	4.8	4	3	2	0	1	8	11.8
UIC	11/26/17	*	26	8-11	.727	0-0	.000	3-3	1.000	1	2	3	4.6	3	4	3	0	1	19	12.9
HARVARD	12/2/17	*	26	7-16	.438	0-3	.000	5-6	.833	1	5	6	4.8	2	2	1	0	2	19	13.6
vs Monmouth	12/9/17	*	30	8-13	.615	1-2	.500	6-10	.600	1	3	4	4.7	2	1	1	0	2	23	14.7
RV/RV VIRGINIA TECH	12/16/17	*	34	7-16	.438	4-7	.571	2-4	.500	2	3	5	4.7	2	2	3	0	3	20	15.2
vs UCLA	12/23/17	*	29	7-18	.389	1-5	.200	3-5	.600	0	4	4	4.6	3	1	2	0	0	18	15.5
RV/RV LOUISVILLE	12/29/17	*	29	5-11	.455	1-2	.500	3-6	.500	1	5	6	4.8	2	0	1	0	2	14	15.3
GEORGIA	12/31/17	*	34	3-8	.375	0-1	.000	4-8	.500	3	7	10	5.2	3	0	0	0	1	10	14.9
at LSU	1/3/18	*	22	3-8	.375	1-2	.500	0-0	.000	1	1	2	4.9	1	0	4	0	1	7	14.4
at #23/22 Tennessee	01/06/18	*	16	2-5	.400	1-2	.500	0-0	.000	0	4	4	4.9	5	2	1	0	0	5	13.7
Totals			15	415	77-172	.448	14-38	.368	38-61	.623	17	56	73	4.9	41	26	2	17	206	13.7

Games played: 15
Minutes/game: 27.7
Points/game: 13.7
FG Pct: 44.8
3FG Pct: 36.8
FT Pct: 62.3

Rebounds/game: 4.9
Assists/game: 1.7
Turnovers/game: 1.7
Assist/turnover ratio: 1.0
Steals/game: 1.1
Blocks/game: 0.1

Superlatives

Season Stats	Career Stats
10+ points	10
20+ points	2
3+ assists	5
3+ steals	1
10+ rebounds	2
Double-doubles	1
Dunks	10

Career Statistics

Year	GP-GS	Min-Avg	FG-FGA	Pct	3FG-FGA	Pct	FT-FTA	Pct	Off-Def-Tot-Avg	PF-FO	Ast	TO	Blk	Stl	Pts	Avg
2017-18	15-15	415-27.7	77-172	.448	14-38	.368	38-61	.623	17-56-73-4.9	41-1	26	26	2	17	206	13.7
TOTAL	15-15	415-27.7	77-172	.448	14-38	.368	38-61	.623	17-56-73-4.9	41-1	26	26	2	17	206	13.7

Nick Richards

4

Freshman • F • 6-11 • 240 lbs • Kingston, Jamaica
The Patrick School • Undeclared/Exploratory
Studies in Agriculture



Bio Blast

- Tied with PJ Washington for the team lead with 20 blocks on the year
- Had a breakout performance with his first career double-double (25 points, 15 rebounds) vs. Fort Wayne
 - Became the third UK player in the Calipari era with 25 points and 15 rebounds in a game (Terrence Jones vs. Notre Dame, (12/8/10); DeMarcus Cousins vs. Sam Houston State, 11/19/09)
 - Going 9 of 10 from the field vs. Fort Wayne, he became the first UK player to shoot at least 90 percent from in a game (min. 10 FG att.) since Alex Poythress vs. Lafayette on Nov. 16, 2012
- On the preseason watch list for the Kareem Abdul-Jabbar Award, presented annually by the Naismith Memorial Basketball Hall of Fame to the nation's top center
- Ranked in the top 20 by the major recruiting services, including 247Sports (No. 15), ESPN (No. 17), and Rivals (No. 17)
- Joined UK players Karl-Anthony Towns and Isaiah Briscoe as other future Wildcat high school stars to lead their teams to the New Jersey Tournament of Champions when he led The Patrick School to a 64-45 win as a senior
- Played at the same high school as former Wildcat Michael Kidd-Gilchrist
- 2017 Mr. New Jersey Basketball

Season Averages

Games played	15
Minutes/game	17.4
Points/game	7.3
FG Pct	63.2
FT Pct	71.9
Rebounds/game	5.8
Assists/game	0.5
Turnovers/game	0.8
Assist/turnover ratio	0.6
Steals/game	0.1
Blocks/game	1.3

Season Highs

Points	25, vs. FORT WAYNE (11/22/17)
FG Made	9, vs. FORT WAYNE (11/22/17)
FG Attempts	10, vs. FORT WAYNE (11/22/17)
3FG Made	
3FG Attempts	
FT Made	7, vs. FORT WAYNE (11/22/17)
FT Attempts	7, vs. FORT WAYNE (11/22/17)
Rebounds	15, vs. FORT WAYNE (11/22/17)
Assists	2, vs. UCLA (12/23/17)
Steals	1, vs. UTAH VALLEY (11/10/17)
Blocks	3, 4x, last vs. VIRGINIA TECH (12/16/17)
Minutes	26, twice, last vs. UCLA (12/23/17)

Career Highs

Points	25, vs. FORT WAYNE (11/22/17)
FG Made	9, vs. FORT WAYNE (11/22/17)
FG Attempts	10, vs. FORT WAYNE (11/22/17)
3FG Made	
3FG Attempts	
FT Made	7, vs. FORT WAYNE (11/22/17)
FT Attempts	7, vs. FORT WAYNE (11/22/17)
Rebounds	15, vs. FORT WAYNE (11/22/17)
Assists	2, vs. UCLA (12/23/17)
Steals	1, vs. UTAH VALLEY (11/10/17)
Blocks	3, 4x, last vs. VIRGINIA TECH (12/16/17)
Minutes	26, twice, last vs. UCLA (12/23/17)

Game-By-Game

Opponent	Date	gs	min	Total		3-Pointers		Free throws		Rebounds				pf	a	t/o	blk	stl	pts	avg	
				fg/fga	pct	3fg/fga	pct	ft/fta	pct	off	def	tot	avg								
UTAH VALLEY	11/10/17	*	24	4-7	.571	0-0	.000	2-3	.667	2	1	3	3.0	3	0	2	3	1	10	10.0	
VERMONT	11/12/17	*	13	1-2	.500	0-0	.000	0-0	.000	2	2	4	3.5	2	1	0	0	0	2	6.0	
vs #4/3 Kansas	11/14/17	*	13	1-4	.250	0-0	.000	0-0	.000	2	7	9	5.3	3	0	3	1	0	2	4.7	
ETSU	11/17/17	*	11	1-1	1.000	0-0	.000	0-1	.000	0	3	3	4.8	3	0	0	0	0	2	4.0	
TROY	11/20/17	*	12	3-5	.600	0-0	.000	2-2	1.000	4	4	8	5.4	2	0	0	0	0	8	4.8	
FORT WAYNE	11/22/17	*	26	9-10	.900	0-0	.000	7-7	1.000	5	10	15	7.0	4	1	1	2	0	25	8.2	
UIC	11/26/17	*	22	4-6	.667	0-0	.000	3-5	.600	1	2	3	6.4	1	1	0	3	0	11	8.6	
HARVARD	12/2/17	*	20	3-5	.600	0-0	.000	3-4	.750	2	5	7	6.5	3	1	0	3	0	9	8.6	
vs Monmouth	12/9/17	*	18	5-7	.714	0-0	.000	0-0	.000	4	4	8	6.7	3	0	2	1	0	10	8.8	
RV/RV VIRGINIA TECH	12/16/17	*	22	3-5	.600	0-0	.000	2-4	.500	3	3	6	6.6	2	1	1	3	0	8	8.7	
vs UCLA	12/23/17	*	26	3-5	.600	0-0	.000	1-2	.500	1	5	6	6.5	1	2	2	1	0	7	8.5	
RV/RV LOUISVILLE	12/29/17	*	17	1-4	.250	0-0	.000	2-2	1.000	2	4	6	6.5	2	0	0	2	0	4	8.2	
GEORGIA	12/31/17	*	3	0-1	.000	0-0	.000	0-0	.000	0	0	0	6.0	2	0	1	0	0	0	7.5	
at LSU	1/3/18	*	10	1-2	.500	0-0	.000	0-0	.000	0	1	1	5.6	1	0	0	0	0	2	7.1	
at #23/22 Tennessee	01/06/18	*	24	4-4	1.000	0-0	.000	1-2	.500	2	6	8	5.8	1	0	0	1	0	9	7.3	
Totals			15	261	43-68	.632	0-0	.000	23-32	.719	30	57	87	5.8	33	7	12	20	1	109	7.3

Games played: 15
Minutes/game: 17.4
Points/game: 7.3
FG Pct: 63.2
FT Pct: 71.9

Rebounds/game: 5.8
Assists/game: 0.5
Turnovers/game: 0.8
Assist/turnover ratio: 0.6
Steals/game: 0.1
Blocks/game: 1.3

Superlatives

Season Stats		Career Stats	
10+ points	4	10+ points	4
20+ points	1	20+ points	1
3+ blocks	4	3+ blocks	4
3+ steals	-	3+ steals	-
10+ rebounds	1	10+ rebounds	1
Double-doubles	1	Double-doubles	1
Dunks	14	Dunks	14

Career Statistics

Year	GP-GS	Min-Avg	FG-FGA	Pct	3FG-FGA	Pct	FT-FTA	Pct	Off-Def-Tot-Avg	PF-FO	Ast	TO	Blk	Stl	Pts	Avg
2017-18	15-15	261-17.4	43-68	.632	0-0	.000	23-32	.719	30-57-87-5.8	33-0	7	12	20	1	109	7.3
TOTAL	15-15	261-17.4	43-68	.632	0-0	.000	23-32	.719	30-57-87-5.8	33-0	7	12	20	1	109	7.3



Kevin Knox

5

Freshman • F • 6-9 • 215 lbs • Tampa, Fla.
Tampa Catholic • Undeclared/Exploratory Studies in Agriculture

Bio Blast

- Leads the team in scoring (14.0 per game), rebounding (5.9) and 3-pointers made (21)
- Has scored in double figures in all but four games
 - Has a team-best two double-doubles and four 20-point games
- Preseason All-SEC pick by the league's coaches (first team) and media (second team)
- Preseason watch list for three national player of the year awards: the Naismith Trophy, the Oscar Robertson Trophy and the Wooden Award
- On the preseason watch list for the Julius Erving Award, presented annually by the Naismith Memorial Basketball Hall of Fame to the nation's top small forward
- 2017 Mr. Florida Basketball scored 2,760 total points in his high-school career
- 2017 Naismith High School All-America Second Team selection
- Won two gold medals with USA Basketball at the 2015 FIBA Americas U16 Championship and the 2016 FIBA U17 World Cup
- Father played wide receiver at Florida State and was on the 1993 national championship team. Kevin played quarterback in high school and had offers to play football in college
- Considered a top-10 prospect by Scout, Rivals and ESPN, all of which list him as the second-best player at his position

Season Averages

Games played	15
Minutes/game	32.9
Points/game	14.0
FG Pct	42.4
3FG Pct	30.9
FT Pct	72.9
Rebounds/game	5.9
Assists/game	1.9
Turnovers/game	2.6
Assist/turnover ratio	0.7
Steals/game	0.9
Blocks/game	0.4

Season Highs

Points	25, vs UIC (11/26/17)
FG Made	9, vs. UIC (11/26/17)
FG Attempts	15, vs. VIRGINIA TECH (12/16/17)
3FG Made	4, vs. ETSU (11/17/17)
3FG Attempts	7, twice, last vs. HARVARD (12/02/17)
FT Made	7, vs. UIC (11/26/17)
FT Attempts	10, vs. UIC (11/26/17)
Rebounds	11, at LSU (01/03/18)
Assists	4, 3x, last vs. VIRGINIA TECH (12/16/17)
Steals	4, vs. UTAH VALLEY (11/10/17)
Blocks	1, 6x, last at Tennessee (01/06/18)
Minutes	37, twice, last vs. Kansas (11/14/17)

Career Highs

Points	25, vs UIC (11/26/17)
FG Made	9, vs. UIC (11/26/17)
FG Attempts	15, vs. VIRGINIA TECH (12/16/17)
3FG Made	4, vs. ETSU (11/17/17)
3FG Attempts	7, twice, last vs. HARVARD (12/02/17)
FT Made	7, vs. UIC (11/26/17)
FT Attempts	10, vs. UIC (11/26/17)
Rebounds	11, at LSU (01/03/18)
Assists	4, 3x, last vs. VIRGINIA TECH (12/16/17)
Steals	4, vs. UTAH VALLEY (11/10/17)
Blocks	1, 6x, last at Tennessee (01/06/18)
Minutes	37, twice, last vs. Kansas (11/14/17)

Game-By-Game

Opponent	Date	gs	min	Total		3-Pointers		Free throws		Rebounds			pf	a	t/o	blk	stl	pts	avg					
				fg	fga	pct	3fg	3fga	pct	ft	fta	pct								off	def	tot		
UTAH VALLEY	11/10/17	*	37	3	13	.231	1	4	.250	5	6	.833	2	4	6	6.0	3	4	2	1	4	12	12.0	
VERMONT	11/12/17	*	35	3	10	.300	1	4	.250	4	4	1.000	0	8	8	7.0	2	1	2	0	0	11	11.5	
vs #4/3 Kansas	11/14/17	*	37	8	13	.615	3	6	.500	1	2	.500	2	5	7	7.0	0	0	1	1	2	20	14.3	
ETSU	11/17/17	*	34	6	13	.462	4	7	.571	1	4	.250	0	10	10	7.8	3	2	6	1	0	17	15.0	
TROY	11/20/17	*	35	7	12	.583	1	3	.333	2	5	.400	1	4	5	7.2	2	1	2	0	1	17	15.4	
FORT WAYNE	11/22/17	*	35	4	10	.400	1	3	.333	2	2	1.000	0	2	2	6.3	1	3	1	0	0	11	14.7	
UIC	11/26/17	*	33	9	13	.692	0	4	.000	7	10	.700	0	2	2	5.7	1	1	2	1	1	25	16.1	
HARVARD	12/2/17	*	36	7	13	.538	2	7	.286	4	4	1.000	2	5	7	5.9	2	1	3	1	1	20	16.6	
vs Monmouth	12/9/17	*	31	1	9	.111	1	5	.200	1	2	.500	1	4	5	5.8	2	4	7	0	1	4	15.2	
RV/RV VIRGINIA TECH	12/16/17	*	35	7	15	.467	2	5	.400	5	6	.833	2	3	5	5.7	2	4	2	0	1	21	15.8	
vs UCLA	12/23/17	*	35	6	12	.500	2	5	.400	1	2	.500	0	5	5	5.6	4	3	4	0	2	15	15.7	
RV/RV LOUISVILLE	12/29/17	*	17	2	8	.250	0	3	.000	4	5	.800	0	7	7	5.8	5	0	2	0	0	8	15.1	
GEORGIA	12/31/17	*	28	2	10	.200	1	4	.250	2	3	.667	1	3	4	5.6	3	3	1	0	1	7	14.5	
at LSU	1/3/18	*	35	7	12	.583	2	3	.667	0	0	.000	2	9	11	6.0	1	1	2	0	0	16	14.6	
at #23/22 Tennessee	01/06/18	*	31	1	9	.111	0	5	.000	4	4	1.000	0	5	5	5.9	4	0	2	1	0	6	14.0	
Totals			15	494	73	172	.424	21	68	.309	43	59	.729	13	76	89	5.9	35	28	39	6	14	210	14.0

Games played: 15
Minutes/game: 32.9
Points/game: 14.0
FG Pct: 42.4
3FG Pct: 30.9
FT Pct: 72.9

Rebounds/game: 5.9
Assists/game: 1.9
Turnovers/game: 2.6
Assist/turnover ratio: 0.7
Steals/game: 0.9
Blocks/game: 0.4

Superlatives

Season Stats		Career Stats	
10+ points	11	10+ points	11
20+ points	4	20+ points	4
3+ assists	6	3+ assists	6
3+ steals	1	3+ steals	1
10+ rebounds	2	10+ rebounds	2
Double-doubles	2	Double-doubles	2
Dunks	8	Dunks	8

Career Statistics

Year	GP-GS	Min-Avg	FG-FGA	Pct	3FG-FGA	Pct	FT-FTA	Pct	Off-Def-Tot-Avg	PF-FO	Ast	TO	Blk	Stl	Pts	Avg
2017-18	15-15	494-32.9	73-172	.424	21-68	.309	43-59	.729	13-76-89-5.9	35-1	28	39	6	14	210	14.0
TOTAL	15-15	494-32.9	73-172	.424	21-68	.309	43-59	.729	13-76-89-5.9	35-1	28	39	6	14	210	14.0

Jonny David

10

Junior • G • 6-2 • 183 lbs • Pittsburgh
Mt. Lebanon • Kinesiology



Bio Blast

- Logged his first action of the season against Fort Wayne and UIC
- Played in all three exhibition games, scoring against Thomas More
- Appeared in seven games as a sophomore, totaling five points
- Appeared in 11 games during his freshman campaign
- SEC Academic Honor Roll member the past two years
- Dean's List in fall 2016
- 1,000-point scorer in high school
- His father was a letterwinner at the University of Pittsburgh while head coach John Calipari was an assistant coach

Season Averages

Games played	4
Minutes/game	1.0
Points/game	
FG Pct.	
3FG Pct.	
FT Pct.	
Rebounds/game	
Assists/game	
Turnovers/game	0.5
Assist/turnover ratio	
Steals/game	
Blocks/game	

Season Highs

Points	
FG Made	
FG Attempts	
3FG Made	
3FG Attempts	
FT Made	
FT Attempts	
Rebounds	
Assists	
Steals	
Blocks	
Minutes	2, vs. UIC (11/26/17)

Career Highs

Points	5, vs. TEXAS A&M (1/3/17)
FG Made	1, vs. TEXAS A&M (1/3/17)
FG Attempts	1, four times, last vs. TEXAS A&M (1/3/17)
3FG Made	1, vs. TEXAS A&M (1/3/17)
3FG Attempts	1, three times, last vs. TEXAS A&M (1/3/17)
FT Made	2, twice, last vs. TEXAS A&M (1/3/17)
FT Attempts	2, three times, last vs. TEXAS A&M (1/3/17)
Rebounds	
Assists	
Steals	
Blocks	
Minutes	3, vs. CLEVELAND ST. (11/23/16)

Game-By-Game

Opponent	Date	gs	min	Total fg-fga	pct	3-Pointers 3fg-fga	pct	Free throws ft-fga	pct	Rebounds off	def	tot	avg	pf	a	t/o	blk	stl	pts	avg
UTAH VALLEY	11/10/17	dnp	-	-	-	-	-	-	-	-	-	-	-	-	-	-	-	-	-	-
VERMONT	11/12/17	dnp	-	-	-	-	-	-	-	-	-	-	-	-	-	-	-	-	-	-
vs #4/3 Kansas	11/14/17	dnp	-	-	-	-	-	-	-	-	-	-	-	-	-	-	-	-	-	-
ETSU	11/17/17	dnp	-	-	-	-	-	-	-	-	-	-	-	-	-	-	-	-	-	-
TROY	11/20/17	dnp	-	-	-	-	-	-	-	-	-	-	-	-	-	-	-	-	-	-
FORT WAYNE	11/22/17	1	0-0	.000	0-0	.000	0-0	.000	0-0	0	0	0	0.0	0	0	0	0	0	0	0.0
UIC	11/26/17	2	0-0	.000	0-0	.000	0-0	.000	0-0	0	0	0	0.0	1	0	2	0	0	0	0.0
HARVARD	12/2/17	dnp	-	-	-	-	-	-	-	-	-	-	-	-	-	-	-	-	-	-
vs Monmouth	12/9/17	0	0-0	.000	0-0	.000	0-0	.000	0-0	0	0	0	0.0	0	0	0	0	0	0	0.0
RV/RV VIRGINIA TECH	12/16/17	dnp	-	-	-	-	-	-	-	-	-	-	-	-	-	-	-	-	-	-
vs UCLA	12/23/17	dnp	-	-	-	-	-	-	-	-	-	-	-	-	-	-	-	-	-	-
RV/RV LOUISVILLE	12/29/17	1	0-0	.000	0-0	.000	0-0	.000	0-0	0	0	0	0.0	0	0	0	0	0	0	0.0
GEORGIA	12/31/17	dnp	-	-	-	-	-	-	-	-	-	-	-	-	-	-	-	-	-	-
at LSU	1/3/18	dnp	-	-	-	-	-	-	-	-	-	-	-	-	-	-	-	-	-	-
at #23/22 Tennessee	01/06/18	dnp	-	-	-	-	-	-	-	-	-	-	-	-	-	-	-	-	-	-
Totals		0	4	0-0	.000	0-0	.000	0-0	.000	0	0	0	0.0	1	0	2	0	0	0	0.0

Games played: 4
Minutes/game: 1.0

Turnovers/game: 0.5

Superlatives

Season Stats	Career Stats
10+ points	-
20+ points	-
3+ assists	-
3+ steals	-
10+ rebounds	-
Double-doubles	-
Dunks	-

Career Statistics

Year	GP-GS	Min-Avg	FG-FGA	Pct	3FG-FGA	Pct	FT-FTA	Pct	Off-Def-Tot-Avg	PF-FO	Ast	TO	Blk	Stl	Pts	Avg
2015-16	11-0	11-1.0	0-2	.00	0-2	.000	2-2	1.000	0-0-0-0.0	1-0	0	1	0	0	2	0.2
2016-17	7-0	11-1.6	1-2	.500	1-1	1.000	2-4	.500	0-0-0-0.0	0-0	0	3	0	0	5	0.7
2017-18	4-0	4-1.0	0-0	.000	0-0	.000	0-0	.000	0-0-0-0.0	1-0	0	2	0	0	0	0.0
TOTAL	22-0	26-1.2	1-4	.250	1-3	.333	4-6	.667	0-0-0-0.0	2-0	0	6	0	0	7	0.3

Brad Calipari

12

Sophomore • G • 6-0 • 176 lbs • Franklin Lakes, N.J.
MacDuffie School • Pre-Marketing



Bio Blast

- Pronunciation: cal-uh-PEAR-ee
- Has played limited minutes in five games this season and played a season-high six minutes vs. Monmouth
- Notched an assist at the end of the game vs. Louisville
- Played in all three exhibition games, scoring a 3-pointer against Centre College
- Part of an international basketball trip with Global Sports Academy in Croatia
- Averaged 14.3 points, 6.5 assists and 3.3 rebounds a game in four games on the trip
- Played in 15 games scoring eight points as a freshman
- Spent two seasons at MacDuffie after starting his high-school career at Lexington Christian Academy
- Developed into a sharpshooter during his final season at MacDuffie, where he shot a team-high 47 percent from behind the 3-point line
- Averaged 15.3 points, 3.6 assists and 2.6 rebounds per game as a senior
- Finished his career as a 1,000-point scorer

Season Averages

Games played	5
Minutes/game	3.2
Points/game	0.0
FG Pct	0.0
3FG Pct	0.0
FT Pct	0.0
Rebounds/game	0.2
Assists/game	0.2
Turnovers/game	0.3
Assist/turnover ratio	1.0
Blocks/game:	

Season Highs

Points	
FG Made	
FG Attempts	1, 3x, last vs. Monmouth (12/09/17)
3FG Made	1, vs. Monmouth (12/09/17)
3FG Attempts	1, twice, last vs. UIC (11/26/17)
FT Made	
FT Attempts	
Rebounds	1, vs. Monmouth (12/09/17)
Assists	1, vs. LOUISVILLE (12/29/17)
Steals	
Blocks	
Minutes	6, last vs. Monmouth (12/09/17)

Career Highs

Points	3, twice, last vs. VALPO (12/07/16)
FG Made	1, twice, last vs. VALPO (12/07/16)
FG Attempts	3, twice, last vs. Arizona St. (11/28/16)
FG Made	1, twice, last vs. VALPO (12/07/16)
3FG Attempts	3, vs. CLEVELAND ST. (11/23/16)
FT Made	2, vs. CANISIUS (11/13/16)
FT Attempts	3, vs. CANISIUS (11/13/16)
Rebounds	1, 4x, last vs. Monmouth (12/09/17)
Assists	1, twice, last vs. LOUISVILLE (12/29/17)
Steals	
Blocks	1, vs. CLEVELAND ST. (11/23/16)
Minutes	8, vs. CLEVELAND ST. (11/23/16)

Game-By-Game

Opponent	Date	gs	min	Total		3-Pointers		Free throws		Rebounds				pts	avg					
				fg-fga	pct	3fg-fga	pct	ft-fa	pct	off	def	tot	avg							
UTAH VALLEY	11/10/17	dnp	-	-	-	-	-	-	-	-	-	-	-	-	-					
VERMONT	11/12/17	dnp	-	-	-	-	-	-	-	-	-	-	-	-	-					
vs #4/3 Kansas	11/14/17	7	0-1	.000	0-0	.000	0-0	.000	0	0	0	0.0	1	0	0	0	0.0			
ETSU	11/17/17	3	0-0	.000	0-0	.000	0-0	.000	0	1	1	0.5	1	0	0	1	0	0.0		
TROY	11/20/17	3	0-2	.000	0-0	.000	0-0	.000	2	1	3	1.3	0	0	0	0	0	0.0		
FORT WAYNE	11/22/17	4	0-0	.000	0-0	.000	0-0	.000	0	0	0	1.0	1	0	1	0	0	0.0		
UIC	11/26/17	5	2-2	1.000	0-0	.000	0-0	.000	1	2	3	1.4	1	0	0	0	0	0.8		
HARVARD	12/2/17	2	0-0	.000	0-0	.000	0-0	.000	0	0	0	1.2	0	0	0	0	0	0.7		
vs Monmouth	12/9/17	12	1-1	1.000	0-0	.000	2-2	1.000	2	4	6	1.9	3	0	2	0	2	4	1.1	
RV/RV VIRGINIA TECH	12/16/17	dnp	-	-	-	-	-	-	-	-	-	-	-	-	-	-	-	-	-	
vs UCLA	12/23/17	dnp	-	-	-	-	-	-	-	-	-	-	-	-	-	-	-	-	-	
RV/RV LOUISVILLE	12/29/17	dnp	-	-	-	-	-	-	-	-	-	-	-	-	-	-	-	-	-	
GEORGIA	12/31/17	7	0-1	.000	0-0	.000	0-0	.000	1	0	1	1.8	1	0	0	0	1	0	1.0	
at LSU	1/3/18	dnp	-	-	-	-	-	-	-	-	-	-	-	-	-	-	-	-	-	
at #23/22 Tennessee	01/06/18	dnp	-	-	-	-	-	-	-	-	-	-	-	-	-	-	-	-	-	
Totals		0	43	3-7	.429	0-0	.000	2-2	1.000	6	8	14	1.8	8	0	3	1	3	8	1.0

Games played: 8
Minutes/game: 5.4
Points/game: 1.0
FG Pct: 42.9
FT Pct: 100.0

Rebounds/game: 1.8
Turnovers/game: 0.4
Steals/game: 0.4
Blocks/game: 0.1

Superlatives

Season Stats	Career Stats
10+ points	-
20+ points	-
3+ assists	-
3+ steals	-
10+ rebounds	-
Double-doubles	-
Dunks	-

Career Statistics

Year	GP-GS	Min-Avg	FG-FGA	Pct	3FG-FGA	Pct	FT-FTA	Pct	Off-Def-Tot-Avg	PF-FO	Ast	TO	Blk	Stl	Pts	Avg
2016-17	15-0	45-3.0	2-13	.154	2-12	.167	2-5	.400	1-2-3-0.2	3-0	1	2	1	0	8	0.5
2017-18	5-0	16-3.2	0-3	.000	0-3	.000	0-0	.000	0-1-1-0.2	0-0	1	1	0	0	0	0.0
TOTAL	20-0	61-3.1	2-16	.125	2-15	.133	2-5	.400	1-3-4-0.2	3-0	2	3	1	0	8	0.4

Jemarl Baker

13

Freshman • G • 6-4 • 182 lbs • Menifee, Calif.
Eleanor Roosevelt • Undeclared/Exploratory Studies in Arts and Sciences



Bio Blast

- Pronunciation: like Jamal
- Underwent left knee surgery at the end of October and is expected to miss three months from the time of the surgery
- Considered one of the premier shooters in the country whose range extends well beyond the college 3-point arc
- A consensus four-star prospect ranked among the top 100
- Averaged 17.1 points, 4.1 assists and 3.5 rebounds per game as a senior
- Led Roosevelt to its first-ever state title
- Honor-roll student in high school

Season Averages

Games played	
Minutes/game	
Points/game	
FG Pct	
3FG Pct	
FT Pct	
Rebounds/game	
Assists/game.....	
Turnovers/game	
Assist/turnover ratio	
Blocks/game:	

Season Highs

Points.....	
FG Made	
FG Attempts	
3FG Made.....	
3FG Attempts	
FT Made.....	
FT Attempts.....	
Rebounds	
Assists.....	
Steals	
Blocks	
Minutes	

Career Highs

Points.....	
FG Made	
FG Attempts	
3FG Made	
3FG Attempts	
FT Made.....	
FT Attempts.....	
Rebounds	
Assists.....	
Steals	
Blocks	
Minutes	

Game-By-Game

Superlatives

Season Stats		Career Stats	
10+ points	-	10+ points	-
20+ points	-	20+ points	-
3+ assists	-	3+ assists	-
3+ steals	-	3+ steals	-
10+ rebounds	-	10+ rebounds	-
Double-doubles	-	Double-doubles	-
Dunks	-	Dunks	-

Career Statistics

Year	GP-GS	Min-Avg	FG-FGA	Pct	3FG-FGA	Pct	FT-FTA	Pct	Off-Def-Tot-Avg	PF-FO	Ast	TO	Blk	Stl	Pts	Avg
2017-18																
TOTAL																

Tai Wynyard

14

RS-Sophomore • F • 6-10 • 250 lbs • Auckland, New Zealand
Rangitoto College • Undergraduate Studies



Bio Blast

- Pronunciation: tie WIN-yard
- Appeared in seven games in a row between Nov. 14 and Dec. 9. After not playing in three straight, returned to the floor for seven minutes vs. Georgia
- Played well in a season-high 12 minutes vs. Monmouth, trying his career high with four points while grabbing a career-high six boards. After the game, Calipari said of Wynyard: "One guy's misery is another guy's opportunity, and Tai was ready for his chance"
- Suited up for New Zealand at the 2017 FIBA U19 World Cup
- Averaged team highs in points (13.8) and rebounds (9.2) in six games for the Junior Tall Blacks
- Made 15 appearances in his redshirt freshman campaign
- Scored 11 points, had 13 rebounds and three blocks, while averaging 3.6 minutes a game
- Redshirted after enrolling midyear during the 2015-16 season
- Played for the New Zealand National Team in the FIBA 3-on-3 World Championships for a second-straight year this summer
- Was the most valuable player in the 3-on-3 tournament in 2015 when he lead New Zealand to a

Season Averages

Games played	8
Minutes/game	5.4
Points/game	1.0
FG Pct	42.9
3FG Pct	
FT Pct	100.0
Rebounds/game	1.8
Assists/game	
Turnovers/game	0.4
Steals/game	0.4
Blocks/game	0.1

Season Highs

Points	4, twice, last vs. Monmouth (12/09/17)
FG Made	2, vs. UIC (11/26/17)
FG Attempts	2, twice, last vs. UIC (11/26/17)
3FG Made	
3FG Attempts	
FT Made	2, vs. Monmouth (12/09/17)
FT Attempts	2, vs. Monmouth (12/09/17)
Rebounds	6, vs. Monmouth (12/09/17)
Assists	
Steals	2, vs. Monmouth (12/09/17)
Blocks	1, vs. ETSU (11/17/17)
Minutes	12, vs. Monmouth (12/09/17)

Career Highs

Points	4, 3x, last vs. Monmouth (12/09/17)
FG Made	2, twice, last vs. UIC (11/26/17)
FG Attempts	2, 3x, last vs. UIC (11/26/17)
3FG Made	
3FG Attempts	
FT Made	2, vs. Monmouth (12/09/17)
FT Attempts	2, twice, last vs. Monmouth (12/09/17)
Rebounds	6, vs. Monmouth (12/09/17)
Assists	1, vs. UT MARTIN (11/25/16)
Steals	2, vs. Monmouth (12/09/17)
Blocks	1, four times, last vs. ETSU (11/17/17)
Minutes	12, twice, last vs. Monmouth (12/09/17)

Game-By-Game

Opponent	Date	gs	min	Total		3-Pointers		Free throws		Rebounds				pf	a	t/o	blk	stl	pts	avg
				fg	fga	pct	3fg	3fga	pct	ft	fta	pct	off							
UTAH VALLEY	11/10/17	dnp																		
VERMONT	11/12/17	dnp																		
vs #4/3 Kansas	11/14/17	7		0-1	.000	0-0	.000	0-0	.000	0	0	0	0.0	1	0	0	0	0	0	0.0
ETSU	11/17/17	3		0-0	.000	0-0	.000	0-0	.000	0	1	1	0.5	1	0	0	1	0	0	0.0
TROY	11/20/17	3		0-2	.000	0-0	.000	0-0	.000	2	1	3	1.3	0	0	0	0	0	0	0.0
FORT WAYNE	11/22/17	4		0-0	.000	0-0	.000	0-0	.000	0	0	0	1.0	1	0	1	0	0	0	0.0
UIC	11/26/17	5		2-2	1.000	0-0	.000	0-0	.000	1	2	3	1.4	1	0	0	0	0	4	0.8
HARVARD	12/2/17	2		0-0	.000	0-0	.000	0-0	.000	0	0	0	1.2	0	0	0	0	0	0	0.7
vs Monmouth	12/9/17	12		1-1	1.000	0-0	.000	2-2	1.000	2	4	6	1.9	3	0	2	0	2	4	1.1
RV/RV VIRGINIA TECH	12/16/17	dnp																		
vs UCLA	12/23/17	dnp																		
RV/RV LOUISVILLE	12/29/17	dnp																		
GEORGIA	12/31/17	7		0-1	.000	0-0	.000	0-0	.000	1	0	1	1.8	1	0	0	0	1	0	1.0
at LSU	1/3/18	dnp																		
at #23/22 Tennessee	01/06/18	dnp																		
Totals		0	43	3-7	.429	0-0	.000	2-2	1.000	6	8	14	1.8	8	0	3	1	3	8	1.0

Games played: 8
Minutes/game: 5.4
Points/game: 1.0
FG Pct: 42.9
FT Pct: 100.0

Rebounds/game: 1.8
Turnovers/game: 0.4
Steals/game: 0.4
Blocks/game: 0.1

Superlatives

Season Stats	Career Stats
10+ points	-
20+ points	-
3+ blocks	-
3+ steals	-
10+ rebounds	-
Double-doubles	-
Dunks	1

Career Statistics

Year	GP-GS	Min-Avg	FG-FGA	Pct	3FG-FGA	Pct	FT-FTA	Pct	Off-Def-Tot-Avg	PF-FO	Ast	TO	Blk	Stl	Pts	Avg
2016-17	15-0	54-3.6	5-6	.833	0-0	.000	1-3	.333	5-8-13-0.9	11-0	1	2	3	1	11	0.7
2017-18	8-0	43-5.4	3-7	.429	0-0	.000	2-2	1.000	6-8-14-1.8	8-0	0	3	1	3	8	1.0
TOTAL	23-0	97-4.2	8-13	.615	0-0	.000	3-5	.600	11-16-27-1.2	19-0	1	5	4	4	19	0.8



Shai Gilgeous-Alexander

Freshman • G • 6-6 • 180 lbs • Hamilton, Canada
Hamilton Heights • Undeclared/Exploratory
Studies in Agriculture

22

Bio Blast

- Pronunciation: shay GILL-juss
- Leads the team in assists (64), steals (34), 3-point FG percentage (.450) and FT percentage (.865)
- Just behind Rajon Rondo's single-season school-record pace (2.6 in 2004-05) for steals per game with 2.3. Through 15 games in Rondo's freshman season he had 41 steals
- Scored in double figures in eight of the last 12 games, and in three of the last four
- Has tallied at least three assists in all but two games this season
- Named MVP of the Louisville game by the Bluegrass Sports Commission
- Followed up his career-high 24 points vs. Louisville with a second straight 20-point performance from off the bench vs. Georgia and then 18 at LSU.
 - First Wildcat to score 20 or more points off the bench since Deron Feldhouse in January 1992
- Originally from Canada, Gilgeous-Alexander was a member of the 2016 Canadian Men's U18 National Team that captured the silver medal at the 2016 FIBA Americas U18 Championship
- Considered a consensus top-50 prospect in the 2017 class and is ranked as high as No. 20 overall by 247Sports
- Mom competed in track at Alabama and at the 1992 Summer Olympics for Canada

Season Averages

Games played:	15
Minutes/game	29.5
Points/game	11.5
FG Pct	48.4
3FG Pct	45.0
FT Pct	86.5
Rebounds/game	3.5
Assists/game	4.3
Turnovers/game	2.5
Assist/turnover ratio	1.7
Steals/game	2.3
Blocks/game	0.3

Season Highs

Points	24, vs. LOUISVILLE (12/29/17)
FG Made	9, vs. LOUISVILLE (12/29/17)
FG Attempts	16, twice, last at LSU (01/03/18)
3FG Made	2, vs. Monmouth (12/09/17)
3FG Attempts	4, vs. Monmouth (12/09/17)
FT Made	12, vs. GEORGIA (12/31/17)
FT Attempts	13, vs. GEORGIA (12/31/17)
Rebounds	6, vs. Monmouth (12/09/17)
Assists	9, vs. Monmouth (12/09/17)
Steals	4, twice, last vs. FORT WAYNE (11/22/17)
Blocks	2, vs. GEORGIA (12/31/17)
Minutes	38, at Tennessee (01/06/18)

Career Highs

Points	24, vs. LOUISVILLE (12/29/17)
FG Made	9, vs. LOUISVILLE (12/29/17)
FG Attempts	16, twice, last at LSU (01/03/18)
3FG Made	2, vs. Monmouth (12/09/17)
3FG Attempts	4, vs. Monmouth (12/09/17)
FT Made	12, vs. GEORGIA (12/31/17)
FT Attempts	13, vs. GEORGIA (12/31/17)
Rebounds	6, vs. Monmouth (12/09/17)
Assists	9, vs. Monmouth (12/09/17)
Steals	4, twice, last vs. FORT WAYNE (11/22/17)
Blocks	2, vs. GEORGIA (12/31/17)
Minutes	38, at Tennessee (01/06/18)

Game-By-Game

Opponent	Date	gs	min	Total		3-Pointers		Free throws		Rebounds				pf	a	t/o	blk	stl	pts	avg	
				fg-fga	pct	3fg-fga	pct	ft-fa	pct	off	def	tot	avg								
UTAH VALLEY	11/10/17	*	36	5-9	.556	1-2	.500	2-2	1.000	0	3	3	3.0	0	4	3	0	4	13	13.0	
VERMONT	11/12/17		23	1-2	.500	0-0	.000	2-2	1.000	1	1	2	2.5	3	3	1	2	4	8.5		
vs #4/3 Kansas	11/14/17		27	3-7	.429	0-1	.000	0-0	.000	0	4	4	3.0	3	3	6	0	3	6	7.7	
ETSU	11/17/17		27	4-6	.667	1-1	1.000	1-1	1.000	1	1	2	2.8	1	6	2	0	2	10	8.3	
TROY	11/20/17		27	2-5	.400	0-1	.000	2-2	1.000	0	5	5	3.2	1	2	3	0	1	6	7.8	
FORT WAYNE	11/22/17		26	5-8	.625	0-0	.000	1-2	.500	1	2	3	3.2	3	4	2	0	4	11	8.3	
UIC	11/26/17		28	6-10	.600	1-1	1.000	1-3	.333	1	4	5	3.4	3	6	2	0	2	14	9.1	
HARVARD	12/2/17		28	2-8	.250	0-2	.000	8-8	1.000	1	3	4	3.5	0	3	2	1	2	12	9.5	
vs Monmouth	12/9/17		32	4-8	.500	2-4	.500	5-6	.833	1	5	6	3.8	1	9	3	0	1	15	10.1	
RV/RV VIRGINIA TECH	12/16/17	*	21	3-5	.600	1-1	1.000	2-2	1.000	0	0	0	3.4	3	1	0	0	2	9	10.0	
vs UCLA	12/23/17		31	3-7	.429	0-2	.000	0-0	.000	1	2	3	3.4	2	5	1	0	1	6	9.6	
RV/RV LOUISVILLE	12/29/17		33	9-16	.563	1-2	.500	5-6	.833	2	3	5	3.5	0	4	1	0	3	24	10.8	
GEORGIA	12/31/17		33	4-9	.444	1-1	1.000	12-13	.923	3	2	5	3.6	0	4	1	2	3	21	11.6	
at LSU	1/3/18		32	7-16	.438	1-2	.500	3-3	1.000	0	2	2	3.5	1	4	3	1	2	18	12.1	
at #23/22 Tennessee	01/06/18		38	1-6	.167	0-0	.000	1-2	.500	2	1	3	3.5	0	6	5	0	2	3	11.5	
Totals			2	442	59-122	.484	9-20	.450	45-52	.865	14	38	52	3.5	21	64	37	5	34	172	11.5

Games played: 15
Minutes/game: 29.5
Points/game: 11.5
FG Pct: 48.4
3FG Pct: 45.0
FT Pct: 86.5

Rebounds/game: 3.5
Assists/game: 4.3
Turnovers/game: 2.5
Assist/turnover ratio: 1.7
Steals/game: 2.3
Blocks/game: 0.3

Superlatives

Season Stats		Career Stats	
10+ points	9	10+ points	9
20+ points	2	20+ points	2
3+ assists	13	3+ assists	13
3+ steals	5	3+ steals	5
10+ rebounds	-	10+ rebounds	-
Double-doubles	-	Double-doubles	-
Dunks	5	Dunks	5

Career Statistics

Year	GP-GS	Min-Avg	FG-FGA	Pct	3FG-FGA	Pct	FT-FTA	Pct	Off-Def-Tot-Avg	PF-FO	Ast	TO	Blk	Stl	Pts	Avg
2017-18	15-2	442-29.5	59-122	.484	9-20	.450	45-52	.865	14-38-52-3.5	21-0	64	37	5	34	172	11.5
TOTAL	15-2	442-29.5	59-122	.484	9-20	.450	45-52	.865	14-38-52-3.5	21-0	64	37	5	34	172	11.5



PJ Washington

Freshman • F • 6-7 • 236 lbs • Dallas
Findlay Prep • Undeclared/Exploratory Studies in Communication

25

Bio Blast

- Scored in double figures in two straight. Has scored 10 or more in six of the last nine
- Tied with Nick Richards for the team lead in blocks with 20
- Said to have lost 15 pounds in the two and a half weeks leading up to the Monmouth game, in which he had his first career 20-point game in addition to four blocks
- Posted a double-double against Vermont, the Wildcats' first of the season
- Scored 14 of his team-high-tying 18 points in the Wildcats' first road victory of the year, at LSU
- On the preseason watch list for the Karl Malone Award, presented annually by the Naismith Memorial Basketball Hall of Fame to the nation's top power forward
- Rated as high as the No. 12 overall prospect in the class of 2017 rankings by ESPN
- All-USA Boys Basketball Second Team
- Played in the 2017 McDonald's All American Game and the Jordan Brand Classic
- Won most valuable player honors at the inaugural Allen Iverson Roundball Classic
- Started all five games and averaged 10.0 points and 4.0 rebounds for the gold-medal winning 2016 USA Men's U18 National Team in Chile
- Second-best wingspan on the team at 7-3

Season Averages

Games played	15
Minutes/game	26.2
Points/game	10.7
FG Pct	55.8
3FG Pct	20.0
FT Pct	59.7
Rebounds/game	5.1
Assists/game	2.2
Turnovers/game	2.1
Assist/turnover ratio	1.0
Steals/game	0.4
Blocks/game	1.3

Season Highs

Points	20, vs. Monmouth (12/09/17)
FG Made	8, at LSU (01/03/18)
FG Attempts	14, vs. VERMONT (11/12/17)
3FG Made	1, twice, last vs. VIRGINIA TECH (12/16/17)
3FG Attempts	2, twice, last vs. VIRGINIA TECH (12/16/17)
FT Made	9, vs. Monmouth (12/09/17)
FT Attempts	9, vs. Monmouth (12/09/17)
Rebounds	10, vs. VERMONT (11/12/17)
Assists	5, vs. VIRGINIA TECH (12/16/17)
Steals	3, at Tennessee (01/06/18)
Blocks	4, twice, last vs. Monmouth (12/09/17)
Minutes	36, at LSU (01/03/18)

Career Highs

Points	20, vs. Monmouth (12/09/17)
FG Made	8, at LSU (01/03/18)
FG Attempts	14, vs. VERMONT (11/12/17)
3FG Made	1, twice, last vs. VIRGINIA TECH (12/16/17)
3FG Attempts	2, twice, last vs. VIRGINIA TECH (12/16/17)
FT Made	9, vs. Monmouth (12/09/17)
FT Attempts	9, vs. Monmouth (12/09/17)
Rebounds	10, vs. VERMONT (11/12/17)
Assists	5, vs. VIRGINIA TECH (12/16/17)
Steals	3, at Tennessee (01/06/18)
Blocks	4, twice, last vs. Monmouth (12/09/17)
Minutes	36, at LSU (01/03/18)

Game-By-Game

Opponent	Date	gs	min	Total		3-Pointers		Free throws		Rebounds				pf	a	t/o	blk	stl	pts	avg	
				fg	fga	pct	3fg	3fga	pct	ft	fta	pct	off								def
UTAH VALLEY	11/10/17	*	19	1-1	1.000	0-0	0.000	3-6	.500	1	2	3	3.0	2	2	4	0	0	5	5.0	
VERMONT	11/12/17	*	35	7-14	.500	0-0	0.000	3-7	.429	2	8	10	6.5	2	2	2	1	0	17	11.0	
vs #4/3 Kansas	11/14/17	*	24	0-3	.000	0-0	0.000	2-2	1.000	0	2	2	5.0	3	3	4	0	2	8.0		
ETSU	11/17/17	*	29	6-8	.750	0-0	0.000	0-5	.000	5	3	8	5.8	5	4	6	1	0	12	9.0	
TROY	11/20/17	*	22	2-4	.500	0-0	0.000	0-0	.000	3	5	8	6.2	3	4	4	0	0	4	8.0	
FORT WAYNE	11/22/17	*	25	2-5	.400	0-1	0.000	3-8	.375	1	2	3	5.7	1	0	0	0	0	7	7.8	
UIC	11/26/17	*	24	6-7	.857	0-0	0.000	5-7	.714	1	4	5	5.6	3	4	1	1	0	17	9.1	
HARVARD	12/2/17	*	18	1-2	.500	0-0	0.000	1-2	.500	1	4	5	5.5	5	1	1	0	0	3	8.4	
vs Monmouth	12/9/17	*	32	5-8	.625	1-2	.500	9-9	1.000	2	4	6	5.6	2	1	3	4	0	20	9.7	
RV/RV VIRGINIA TECH	12/16/17	*	33	4-10	.400	1-2	.500	2-4	.500	2	3	5	5.5	1	5	2	1	1	11	9.8	
vs UCLA	12/23/17	*	27	3-8	.375	0-1	0.000	3-3	1.000	3	1	4	5.4	0	1	0	1	1	9	9.7	
RV/RV LOUISVILLE	12/29/17	*	31	5-10	.500	0-1	0.000	6-6	1.000	2	5	7	5.5	1	2	2	1	0	16	10.3	
GEORGIA	12/31/17	*	15	2-5	.400	0-1	0.000	3-6	.500	1	1	2	5.2	5	1	0	2	1	7	10.0	
at LSU	1/3/18	*	36	8-11	.727	0-1	0.000	2-4	.500	3	3	6	5.3	3	2	1	2	0	18	10.6	
at #23/22 Tennessee	01/06/18	*	23	6-8	.750	0-1	0.000	1-3	.333	0	3	3	5.1	1	1	2	2	3	13	10.7	
Totals			15	393	58-104	.558	2-10	200	43-72	.597	27	50	77	5.1	37	33	32	20	6	161	10.7

Games played: 15
Minutes/game: 26.2
Points/game: 10.7
FG Pct: 55.8
3FG Pct: 20.0
FT Pct: 59.7

Rebounds/game: 5.1
Assists/game: 2.2
Turnovers/game: 2.1
Assist/turnover ratio: 1.0
Steals/game: 0.4
Blocks/game: 1.3

Superlatives

Season Stats	Career Stats
10+ points	8
20+ points	1
3+ blocks	2
3+ assists	5
10+ rebounds	1
Double-doubles	1
Dunks	14

Career Statistics

Year	GP-GS	Min-Avg	FG-FGA	Pct	3FG-FGA	Pct	FT-FTA	Pct	Off-Def-Tot-Avg	PF-FO	Ast	TO	Blk	Stl	Pts	Avg
2017-18	15-15	393-26.2	58-104	.558	2-10	.200	43-72	.597	27-50-77-5.1	37-3	33	32	20	6	161	10.7
TOTAL	15-15	393-26.2	58-104	.558	2-10	.200	43-72	.597	27-50-77-5.1	37-3	33	32	20	6	161	10.7

Dillon Pulliam

30

RS-Junior • G • 6-3 • 195 lbs • Cynthiana, Ky.
Transylvania University • Computer Engineering



Bio Blast

- Made his first two appearances of the season in consecutive games at the end of November, against Fort Wayne and UIC
- Made six appearances during the 2016-17 season
- Sat out the 2015-16 season due to NCAA transfer rules
- Played his freshman season at Transylvania University where he averaged 4.8 points and 3.4 rebounds per game
- SEC Academic Honor Roll member
- Dean's List for the fall 2016 and spring 2017 semesters
- Took a mission trip to Belize during summer 2016 with Sports Reach

Season Averages

Games played	4
Minutes/game	0.8
Points/game	
FG Pct.	
3FG Pct.	
FT Pct.	
Rebounds/game	
Assists/game	
Turnovers/game	
Assist/turnover ratio	
Steals/game	
Blocks/game	

Season Highs

Points	
FG Made	
FG Attempts	
3FG Made	
3FG Attempts	
FT Made	
FT Attempts	
Rebounds	
Assists	
Steals	
Blocks	
Minutes	1,3x, last vs. LOUISVILLE (12/29/17)

Career Highs

Points	
FG Made	
FG Attempts	1, vs. Arizona St. (11/28/16)
3FG Made	
3FG Attempts	
FT Made	
FT Attempts	
Rebounds	1, vs. DUQUESNE (11/20/16)
Assists	1, vs. DUQUESNE (11/20/16)
Steals	
Blocks	
Minutes	2, three times, last vs. TEXAS A&M (1/3/7)

Game-By-Game

Opponent	Date	gs	min	Total fg-fga	pct	3-Pointers 3fg-fga	pct	Free throws ft-fta	pct	Rebounds off	def	tot	avg	pf	a	t/o	blk	stl	pts	avg	
UTAH VALLEY	11/10/17	dnp	-	-	-	-	-	-	-	-	-	-	-	-	-	-	-	-	-	-	-
VERMONT	11/12/17	dnp	-	-	-	-	-	-	-	-	-	-	-	-	-	-	-	-	-	-	-
vs #4/3 Kansas	11/14/17	dnp	-	-	-	-	-	-	-	-	-	-	-	-	-	-	-	-	-	-	-
ETSU	11/17/17	dnp	-	-	-	-	-	-	-	-	-	-	-	-	-	-	-	-	-	-	-
TROY	11/20/17	dnp	-	-	-	-	-	-	-	-	-	-	-	-	-	-	-	-	-	-	-
FORT WAYNE	11/22/17	1	0-0	.000	0-0	.000	0-0	.000	0	0	0	0	0.0	0	0	0	0	0	0	0	0.0
UIC	11/26/17	1	0-0	.000	0-0	.000	0-0	.000	0	0	0	0	0.0	0	0	0	0	0	0	0	0.0
HARVARD	12/2/17	dnp	-	-	-	-	-	-	-	-	-	-	-	-	-	-	-	-	-	-	-
vs Monmouth	12/9/17	0	0-0	.000	0-0	.000	0-0	.000	0	0	0	0	0.0	0	0	0	0	0	0	0	0.0
RV/RV VIRGINIA TECH	12/16/17	dnp	-	-	-	-	-	-	-	-	-	-	-	-	-	-	-	-	-	-	-
vs UCLA	12/23/17	dnp	-	-	-	-	-	-	-	-	-	-	-	-	-	-	-	-	-	-	-
RV/RV LOUISVILLE	12/29/17	1	0-0	.000	0-0	.000	0-0	.000	0	0	0	0	0.0	0	0	0	0	0	0	0	0.0
GEORGIA	12/31/17	dnp	-	-	-	-	-	-	-	-	-	-	-	-	-	-	-	-	-	-	-
at LSU	1/3/18	dnp	-	-	-	-	-	-	-	-	-	-	-	-	-	-	-	-	-	-	-
at #23/22 Tennessee	01/06/18	dnp	-	-	-	-	-	-	-	-	-	-	-	-	-	-	-	-	-	-	-
Totals			0	3	0-0	.000	0-0	.000	0-0	.000	0	0	0	0.0	0	0	0	0	0	0	0.0

Games played: 4
Minutes/game: 0.8

Superlatives

Season Stats	Career Stats
10+ points	-
20+ points	-
3+ assists	-
3+ steals	-
10+ rebounds	-
Double-doubles	-
Dunks	-

Career Statistics

Year	GP-GS	Min-Avg	FG-FGA	Pct	3FG-FGA	Pct	FT-FTA	Pct	Off-Def-Tot-Avg	PF-FO	Ast	TO	Blk	Stl	Pts	Avg
2016-17	6-0	8-1.3	0-1	.000	0-0	.000	0-0	.000	0-1-1-0.2	0-0	1	1	0	0	0	0.0
2017-18	4-0	3-0.8	0-0	.000	0-0	.000	0-0	.000	0-0-0-0.0	0-0	0	0	0	0	0	0.0
TOTAL	10-0	11-1.1	0-1	.000	0-0	.000	0-0	.000	0-1-1-0.1	0-0	1	1	0	0	0	0.0



Wenyen Gabriel

32

Sophomore • F • 6-9 • 205 lbs • Manchester, N.H.
Wilbraham & Monson Academy • Pre-Communication

Bio Blast

- Pronunciation: WHEN-yen
- Grabbed 10 rebounds and hit two key 3-pointers in the SEC-opening win over Georgia
- Scored a season-high 16 points vs. UCLA, including a career-high-tying three 3s
 - It was his most points since his career-high 23 vs. LSU on Feb. 7, 2017
- Averaging 5.6 rebounds per game, third on the team
- One back of Nick Richards and PJ Washington for the team lead with 19 blocks this season
- Finished one point shy of a double-double vs. Fort Wayne
- Grabbed a team-high 13 rebounds and tied for the team high with three blocks vs. Utah Valley
- Leading returner for the Wildcats. Top returner in terms of minutes, scoring, rebounds, assists, blocks and steals
- Appeared in 38 games, making 23 starts as a freshman
- Recorded a double-double with 11 points and 10 rebounds in the exhibition win vs. Thomas More
- Transformed his body in the offseason with added muscle
- Had a career-high 23 points, tying his personal bests for 3-pointers made (three) and free throws made (six) to go along with eight rebounds vs. LSU last season

Season Averages

Games played	15
Minutes/game	22.5
Points/game	6.7
FG Pct	45.5
3FG Pct	45.9
FT Pct	53.8
Rebounds/game	5.6
Assists/game	0.8
Turnovers/game	1.1
Assist/turnover ratio	0.7
Steals/game	1.1
Blocks/game	1.3

Season Highs

Points	16, vs. UCLA (12/23/17)
FG Made	6, vs. UCLA (12/23/17)
FG Attempts	13, vs. UTAH VALLEY (11/10/17)
3FG Made	3, twice, last at Tennessee (01/06/18)
3FG Attempts	5, vs. GEORGIA (12/31/17)
FT Made	5, vs. TROY (11/20/17)
FT Attempts	6, vs. TROY (11/20/17)
Rebounds	13, vs. UTAH VALLEY (11/10/17)
Assists	3, vs. UTAH VALLEY (11/10/17)
Steals	3, vs. HARVARD (12/02/17)
Blocks	3, twice, last vs. Monmouth (12/09/17)
Minutes	34, vs. GEORGIA (12/31/17)

Career Highs

Points	23, vs. LSU (2/7/17)
FG Made	7, vs. LSU (2/7/17)
FG Attempts	13, vs. UTAH VALLEY (11/10/17)
3FG Made	3, 5x, last at Tennessee (01/06/18)
3FG Attempts	8 vs. SOUTH CAROLINA (1/21/17)
FT Made	6, twice, last vs. LSU (2/7/17)
FT Attempts	7, vs. LSU (2/7/17)
Rebounds	16, vs. AUBURN (1/14/17)
Assists	6, vs. CLEVELAND STATE (11/23/16)
Steals	3, twice, last vs. HARVARD (12/02/17)
Blocks	3, 5x, last vs. Monmouth (12/09/17)
Minutes	34, vs. GEORGIA (12/31/17)

Game-By-Game

Opponent	Date	gs	min	fg-fga	pct	3fg-fga	pct	ft-fga	pct	off	def	tot	avg	pf	a	blk	stl	pts	avg	
UTAH VALLEY	11/10/17	23	3-13	.231	1-4	.250	0-0	.000	6	7	13	13.0	3	3	0	3	1	7	7.0	
VERMONT	11/12/17	20	1-2	.500	0-1	.000	0-0	.000	0	2	2	7.5	3	1	1	1	0	2	4.5	
vs #4/3 Kansas	11/14/17	18	1-3	.333	0-1	.000	1-2	.500	0	2	2	5.7	3	0	1	1	1	3	4.0	
ETSU	11/17/17	18	2-4	.500	1-2	.500	0-1	.000	1	3	4	5.3	1	1	0	1	0	5	4.3	
TROY	11/20/17	27	3-5	.600	1-2	.500	5-6	.833	1	5	6	5.4	2	1	1	2	0	12	5.8	
FORT WAYNE	11/22/17	19	3-4	.750	1-2	.500	2-5	.400	2	8	10	6.2	1	1	4	0	1	9	6.3	
UIC	11/26/17	23	1-4	.250	1-3	.333	0-0	.000	1	3	4	5.9	3	2	0	2	1	3	5.9	
HARVARD	12/2/17	22	1-3	.333	0-0	.000	3-4	.750	0	2	2	5.4	1	0	1	2	3	5	5.8	
vs Monmouth	12/9/17	23	3-5	.600	1-3	.333	1-3	.333	1	3	4	5.2	3	0	0	3	1	8	6.0	
RV/RV VIRGINIA TECH	12/16/17	21	3-5	.600	1-2	.500	0-0	.000	3	6	9	5.6	3	0	2	0	1	7	6.1	
vs UCLA	12/23/17	26	6-10	.600	3-4	.750	1-2	.500	6	0	6	5.6	3	0	1	1	2	16	7.0	
RV/RV LOUISVILLE	12/29/17	23	1-2	.500	1-1	1.000	0-0	.000	2	5	7	5.8	2	1	2	2	0	3	6.7	
GEORGIA	12/31/17	34	2-9	.222	2-5	.400	0-0	.000	3	7	10	6.1	4	0	3	1	1	6	6.6	
at LSU	1/3/18	22	1-3	.333	1-3	.333	1-2	.500	1	3	4	5.9	3	1	0	0	3	4	6.4	
at #23/22 Tennessee	01/06/18	19	4-5	.800	3-4	.750	0-1	.000	0	1	1	5.6	5	1	1	0	1	11	6.7	
Totals		0	338	35-77	.455	17-37	.459	14-26	.538	27	57	84	5.6	40	12	17	19	16	101	6.7

Games played: 15
Minutes/game: 22.5
Points/game: 6.7
FG Pct: 45.5
3FG Pct: 45.9
FT Pct: 53.8

Rebounds/game: 5.6
Assists/game: 0.8
Turnovers/game: 1.1
Assist/turnover ratio: 0.7
Steals/game: 1.1
Blocks/game: 1.3

Superlatives

Season Stats		Career Stats	
10+ points	3	10+ points	10
20+ points	-	20+ points	1
3+ blocks	2	3+ blocks	5
3+ steals	2	3+ steals	3
10+ rebounds	3	10+ rebounds	5
Double-doubles	-	Double-doubles	1
Dunks	2	Dunks	7

Career Statistics

Year	GP-GS	Min-Avg	FG-FGA	Pct	3FG-FGA	Pct	FT-FTA	Pct	Off-Def-Tot-Avg	PF-FO	Ast	TO	Blk	Stl	Pts	Avg
2016-17	38-23	676-17.8	60-148	.405	20-63	.317	34-55	.618	61-123-184-4.8	91-2	26	29	34	11	174	4.6
2017-18	15-0	338-22.5	35-77	.455	17-37	.459	14-26	.538	27-57-84-5.6	40-1	12	17	19	16	101	6.7
TOTAL	53-23	1014-19.1	95-225	.422	37-100	.370	48-81	.593	88-180-268-5.1	131-3	38	46	53	27	275	5.2



2017-18 Kentucky Men's Basketball
 Kentucky Combined Team Statistics (as of Jan 07, 2018)
 All games



RECORD:	OVERALL	HOME	AWAY	NEUTRAL
ALL GAMES	12-3	10-0	1-1	1-2
CONFERENCE	2-1	1-0	1-1	0-0
NON-CONFERENCE	10-2	9-0	0-0	1-2

#	Player	gp-gs	min	avg	Total		3-Point		F-Throw		Rebounds				pf	dq	a	to	blk	stl	pts	avg			
					fg-fga	fg%	3fg-fga	3fg%	ft-fa	ft%	off	def	tot	avg											
05	Knox, Kevin	15-15	494	32.9	73-172	.424	21-68	.309	43-59	.729	13	76	89	5.9	35	1	28	39	6	14	210	14.0			
03	Diallo, Hamidou	15-15	415	27.7	77-172	.448	14-38	.368	38-61	.623	17	56	73	4.9	41	1	26	26	2	17	206	13.7			
22	Gilgeous-Alexander	15-2	442	29.5	59-122	.484	9-20	.450	45-52	.865	14	38	52	3.5	21	0	64	37	5	34	172	11.5			
25	Washington, PJ	15-15	393	26.2	58-104	.558	2-10	.200	43-72	.597	27	50	77	5.1	37	3	33	32	20	6	161	10.7			
00	Green, Quade	15-13	372	24.8	60-124	.484	18-45	.400	23-29	.793	6	25	31	2.1	22	0	51	31	0	4	161	10.7			
04	Richards, Nick	15-15	261	17.4	43-68	.632	0-0	.000	23-32	.719	30	57	87	5.8	33	0	7	12	20	1	109	7.3			
32	Gabriel, Wenyen	15-0	338	22.5	35-77	.455	17-37	.459	14-26	.538	27	57	84	5.6	40	1	12	17	19	16	101	6.7			
01	Killeya-Jones, Sacha	14-0	219	15.6	22-42	.524	0-0	.000	11-20	.550	25	28	53	3.8	30	0	8	9	11	5	55	3.9			
14	Wynyard, Tai	8-0	43	5.4	3-7	.429	0-0	.000	2-2	1.000	6	8	14	1.8	8	0	0	3	1	3	8	1.0			
30	Pulliam, Dillon	4-0	3	0.8	0-0	.000	0-0	.000	0-0	.000	0	0	0	0.0	0	0	0	0	0	0	0	0.0			
12	Calipari, Brad	5-0	16	3.2	0-3	.000	0-3	.000	0-0	.000	0	1	1	0.2	0	0	1	1	0	0	0	0.0			
10	David, Jonny	4-0	4	1.0	0-0	.000	0-0	.000	0-0	.000	0	0	0	0.0	1	0	0	2	0	0	0	0.0			
Team											18	9	27												6
Total.....		15	3000	430-891		.483	81-221	.367	242-353	.686	183	405	588	39.2	268	6	230	215	84	100	1183	78.9			
Opponents.....		15	3000	379-933		.406	115-389	.296	171-249	.687	181	328	509	33.9	293	-	208	203	49	97	1044	69.6			

TEAM STATISTICS

	UK	OPP
SCORING	1183	1044
Points per game	78.9	69.6
Scoring margin	+9.3	-
FIELD GOALS-ATT	430-891	379-933
Field goal pct	.483	.406
3 POINT FG-ATT	81-221	115-389
3-point FG pct	.367	.296
3-pt FG made per game	5.4	7.7
FREE THROWS-ATT	242-353	171-249
Free throw pct	.686	.687
F-Throws made per game	16.1	11.4
REBOUNDS	588	509
Rebounds per game	39.2	33.9
Rebounding margin	+5.3	-
ASSISTS	230	208
Assists per game	15.3	13.9
TURNOVERS	215	203
Turnovers per game	14.3	13.5
Turnover margin	-0.8	-
Assist/turnover ratio	1.1	1.0
STEALS	100	97
Steals per game	6.7	6.5
BLOCKS	84	49
Blocks per game	5.6	3.3
ATTENDANCE	213256	73871
Home games-Avg/Game	10-21326	2-16815
Neutral site-Avg/Game	-	3-13414

Date	Opponent	Score	Att.
11/10/17	UTAH VALLEY	w 73-63	19807
11/12/17	VERMONT	w 73-69	20174
1 11/14/17	vs #4/3 Kansas	L 61-65	21684
2 11/17/17	ETSU	w 78-61	20168
2 11/20/17	TROY	w 70-62	19548
2 11/22/17	FORT WAYNE	w 86-67	20645
2 11/26/17	UIC	w 107-73	20212
12/2/17	HARVARD	w 79-70	22922
3 12/9/17	vs Monmouth	w 93-76	10438
12/16/17	RV/RV VIRGINIA TECH	w 93-86	22690
4 12/23/17	vs UCLA	L 75-83	8119
12/29/17	RV/RV LOUISVILLE	w 90-61	24228
* 12/31/17	GEORGIA	w 66-61	22862
* 1/3/18	at LSU	w 74-71	11952
* 01/06/18	at #23/22 Tennessee	L 65-76	21678

* = Conference game
 1 = Champions Classic | United Center (Chicago)
 2 = Adolph Rupp Classic | Rupp Arena (Lexington, Ky.)
 3 = Citi Hoops Classic | Madison Square Garden (New York)
 4 = CBS Sports Classic | Smoothie King Center (New Orleans)

Score by Periods	1st	2nd	Totals
Kentucky	579	604	1183
Opponents	492	552	1044



2017-18 Kentucky Men's Basketball
 Kentucky Combined Team Statistics (as of Jan 07, 2018)
 Conference games



RECORD:	OVERALL	HOME	AWAY	NEUTRAL
ALL GAMES	2-1	1-0	1-1	0-0
CONFERENCE	2-1	1-0	1-1	0-0
NON-CONFERENCE	0-0	0-0	0-0	0-0

#	Player	gp-gs	min	avg	Total		3-Point		F-Throw		Rebounds				pf	dq	a	to	blk	stl	pts	avg		
					fg-fga	fg%	3fg-fga	3fg%	ft-fa	ft%	off	def	tot	avg										
22	Gilgeous-Alexander	3-0	103	34.3	12-31	.387	2-3	.667	16-18	.889	5	5	10	3.3	1	0	14	9	3	7	42	14.0		
25	Washington, PJ	3-3	74	24.7	16-24	.667	0-3	.000	6-13	.462	4	7	11	3.7	9	1	4	3	6	4	38	12.7		
00	Green, Quade	3-3	89	29.7	12-30	.400	4-12	.333	8-12	.667	1	6	7	2.3	5	0	7	7	0	1	36	12.0		
05	Knox, Kevin	3-3	94	31.3	10-31	.323	3-12	.250	6-7	.857	3	17	20	6.7	8	0	4	5	1	1	29	9.7		
03	Diallo, Hamidou	3-3	72	24.0	8-21	.381	2-5	.400	4-8	.500	4	12	16	5.3	9	1	2	5	0	2	22	7.3		
32	Gabriel, Wenyen	3-0	75	25.0	7-17	.412	6-12	.500	1-3	.333	4	11	15	5.0	12	1	2	4	1	5	21	7.0		
04	Richards, Nick	3-3	37	12.3	5-7	.714	0-0	.000	1-2	.500	2	7	9	3.0	4	0	0	1	1	0	11	3.7		
01	Killeya-Jones, Sacha	3-0	49	16.3	2-5	.400	0-0	.000	2-4	.500	4	6	10	3.3	7	0	4	3	1	0	6	2.0		
14	Wynyard, Tai	1-0	7	7.0	0-1	.000	0-0	.000	0-0	.000	1	0	1	1.0	1	0	0	0	0	1	0	0.0		
Team											5	3	8											
Total.....		3	600	72-167		.431	17-47	.362	44-67	.657	33	74	107	35.7	56	3	37	39	13	21	205	68.3		
Opponents.....		3	600	77-178		.433	16-67	.239	38-54	.704	36	73	109	36.3	56	-	47	38	12	16	208	69.3		

TEAM STATISTICS	UK	OPP
SCORING	205	208
Points per game	68.3	69.3
Scoring margin	-1.0	-
FIELD GOALS-ATT	72-167	77-178
Field goal pct	.431	.433
3 POINT FG-ATT	17-47	16-67
3-point FG pct	.362	.239
3-pt FG made per game	5.7	5.3
FREE THROWS-ATT	44-67	38-54
Free throw pct	.657	.704
F-Throws made per game	14.7	12.7
REBOUNDS	107	109
Rebounds per game	35.7	36.3
Rebounding margin	-0.7	-
ASSISTS	37	47
Assists per game	12.3	15.7
TURNOVERS	39	38
Turnovers per game	13.0	12.7
Turnover margin	-0.3	-
Assist/turnover ratio	0.9	1.2
STEALS	21	16
Steals per game	7.0	5.3
BLOCKS	13	12
Blocks per game	4.3	4.0
ATTENDANCE	22862	33630
Home games-Avg/Game	1-22862	2-16815
Neutral site-Avg/Game	-	0-0

Date	Opponent	Score	Att.
* 12/31/17	GEORGIA	w 66-61	22862
* 1/3/18	at LSU	w 74-71	11952
* 01/06/18	at #23/22 Tennessee	L 65-76	21678

- * = Conference game
- 1 = Champions Classic | United Center (Chicago)
- 2 = Adolph Rupp Classic | Rupp Arena (Lexington, Ky.)
- 3 = Citi Hoops Classic | Madison Square Garden (New York)
- 4 = CBS Sports Classic | Smoothie King Center (New Orleans)

Score by Periods	1st	2nd	Totals
Kentucky	94	111	205
Opponents	92	116	208



2017-18 Kentucky Men's Basketball
 Kentucky Combined Team Statistics (as of Jan 07, 2018)
 Last five games



RECORD:	OVERALL	HOME	AWAY	NEUTRAL
ALL GAMES	3-2	2-0	1-1	0-1
CONFERENCE	2-1	1-0	1-1	0-0
NON-CONFERENCE	1-1	1-0	0-0	0-1

#	Player	gp-gs	min	avg	Total		3-Point		F-Throw		Rebounds				pf	dq	a	to	blk	stl	pts	avg		
					fg-fga	fg%	3fg-fga	3fg%	ft-fa	ft%	off	def	tot	avg										
22	Gilgeous-Alexander	5-0	167	33.4	24-54	.444	3-7	.429	21-24	.875	8	10	18	3.6	3	0	23	11	3	11	72	14.4		
25	Washington, PJ	5-5	132	26.4	24-42	.571	0-5	.000	15-22	.682	9	13	22	4.4	10	1	7	5	8	5	63	12.6		
03	Diallo, Hamidou	5-5	130	26.0	20-50	.400	4-12	.333	10-19	.526	5	21	26	5.2	14	1	3	8	0	4	54	10.8		
05	Knox, Kevin	5-5	146	29.2	18-51	.353	5-20	.250	11-14	.786	3	29	32	6.4	17	1	7	11	1	3	52	10.4		
00	Green, Quade	5-5	136	27.2	17-43	.395	7-20	.350	10-14	.714	1	6	7	1.4	8	0	14	13	0	1	51	10.2		
32	Gabriel, Wenyen	5-0	124	24.8	14-29	.483	10-17	.588	2-5	.400	12	16	28	5.6	17	1	3	7	4	7	40	8.0		
04	Richards, Nick	5-5	80	16.0	9-16	.563	0-0	.000	4-6	.667	5	16	21	4.2	7	0	2	3	4	0	22	4.4		
01	Killeya-Jones, Sacha	5-0	74	14.8	5-11	.455	0-0	.000	6-9	.667	8	9	17	3.4	14	0	4	3	1	2	16	3.2		
30	Pulliam, Dillon	1-0	1	1.0	0-0	.000	0-0	.000	0-0	.000	0	0	0	0.0	0	0	0	0	0	0	0	0.0		
12	Calipari, Brad	1-0	2	2.0	0-0	.000	0-0	.000	0-0	.000	0	0	0	0.0	0	0	1	0	0	0	0	0.0		
14	Wynyard, Tai	1-0	7	7.0	0-1	.000	0-0	.000	0-0	.000	1	0	1	1.0	1	0	0	0	0	1	0	0.0		
10	David, Jonny	1-0	1	1.0	0-0	.000	0-0	.000	0-0	.000	0	0	0	0.0	0	0	0	0	0	0	0	0.0		
Team											9	6	15											
Total.....		5	1000		131-297	.441	29-81	.358	79-113	.699	61	126	187	37.4	91	4	64	64	21	34	370	74.0		
Opponents.....		5	1000		130-308	.422	31-122	.254	61-82	.744	60	123	183	36.6	95	-	71	63	19	31	352	70.4		

TEAM STATISTICS

	UK	OPP
SCORING	370	352
Points per game	74.0	70.4
Scoring margin	+3.6	-
FIELD GOALS-ATT	131-297	130-308
Field goal pct	.441	.422
3 POINT FG-ATT	29-81	31-122
3-point FG pct	.358	.254
3-pt FG made per game	5.8	6.2
FREE THROWS-ATT	79-113	61-82
Free throw pct	.699	.744
F-Throws made per game	15.8	12.2
REBOUNDS	187	183
Rebounds per game	37.4	36.6
Rebounding margin	+0.8	-
ASSISTS	64	71
Assists per game	12.8	14.2
TURNOVERS	64	63
Turnovers per game	12.8	12.6
Turnover margin	-0.2	-
Assist/turnover ratio	1.0	1.1
STEALS	34	31
Steals per game	6.8	6.2
BLOCKS	21	19
Blocks per game	4.2	3.8
ATTENDANCE	47090	41749
Home games-Avg/Game	2-23545	2-16815
Neutral site-Avg/Game	-	1-8119

Date	Opponent	Score	Att.
4 12/23/17	vs UCLA	L 75-83	8119
12/29/17	RV/RV LOUISVILLE	w 90-61	24228
* 12/31/17	GEORGIA	w 66-61	22862
* 1/3/18	at LSU	w 74-71	11952
* 01/06/18	at #23/22 Tennessee	L 65-76	21678

- * = Conference game
- 1 = Champions Classic | United Center (Chicago)
- 2 = Adolph Rupp Classic | Rupp Arena (Lexington, Ky.)
- 3 = Citi Hoops Classic | Madison Square Garden (New York)
- 4 = CBS Sports Classic | Smoothie King Center (New Orleans)

Score by Periods	1st	2nd	Totals
Kentucky	174	196	370
Opponents	158	194	352



2017-18 Kentucky Men's Basketball
 Kentucky Category Leaders (as of Jan 07, 2018)
 All games



Points	G	Pts	Pts/G
Knox, Kevin	15	210	14.0
Diallo, Hamidou	15	206	13.7
Gilgeous-Alexander	15	172	11.5
Washington, PJ	15	161	10.7
Green, Quade	15	161	10.7
Richards, Nick	15	109	7.3
Gabriel, Wenyen	15	101	6.7
Killeya-Jones, Sacha	14	55	3.9
Wynyard, Tai	8	8	1.0

Scoring Average	G	Pts	Avg/G
Knox, Kevin	15	210	14.0
Diallo, Hamidou	15	206	13.7
Gilgeous-Alexander	15	172	11.5
Green, Quade	15	161	10.7
Washington, PJ	15	161	10.7
Richards, Nick	15	109	7.3
Gabriel, Wenyen	15	101	6.7
Killeya-Jones, Sacha	14	55	3.9
Wynyard, Tai	8	8	1.0
Pulliam, Dillon	4	0	0.0
Calipari, Brad	5	0	0.0
David, Jonny	4	0	0.0

FG Percentage	FG	Att	Pct
Richards, Nick	43	68	.632
Washington, PJ	58	104	.558
Killeya-Jones, Sacha	22	42	.524
Green, Quade	60	124	.484
Gilgeous-Alexander	59	122	.484
Gabriel, Wenyen	35	77	.455
Diallo, Hamidou	77	172	.448
Wynyard, Tai	3	7	.429
Knox, Kevin	73	172	.424
Calipari, Brad	0	3	.000

Field Goal Attempts	G	Att	Att/G
Knox, Kevin	15	172	11.5
Diallo, Hamidou	15	172	11.5
Green, Quade	15	124	8.3
Gilgeous-Alexander	15	122	8.1
Washington, PJ	15	104	6.9

Field Goals Made	G	Made	Made/G
Diallo, Hamidou	15	77	5.1
Knox, Kevin	15	73	4.9
Green, Quade	15	60	4.0
Gilgeous-Alexander	15	59	3.9
Washington, PJ	15	58	3.9

3-Point Percentage	3FG	Att	Pct
Gabriel, Wenyen	17	37	.459
Gilgeous-Alexander	9	20	.450
Green, Quade	18	45	.400
Diallo, Hamidou	14	38	.368
Knox, Kevin	21	68	.309
Washington, PJ	2	10	.200
Calipari, Brad	0	3	.000

3-Point FG Attempts	G	Att	Att/G
Knox, Kevin	15	68	4.5
Green, Quade	15	45	3.0
Diallo, Hamidou	15	38	2.5
Gabriel, Wenyen	15	37	2.5
Gilgeous-Alexander	15	20	1.3

3-Point FG Made	G	Made	Made/G
Knox, Kevin	15	21	1.4
Green, Quade	15	18	1.2
Gabriel, Wenyen	15	17	1.1
Diallo, Hamidou	15	14	0.9
Gilgeous-Alexander	15	9	0.6

Free Throw Percent	FG	Att	Pct
Wynyard, Tai	2	2	1.000
Gilgeous-Alexander	45	52	.865
Green, Quade	23	29	.793
Knox, Kevin	43	59	.729
Richards, Nick	23	32	.719
Diallo, Hamidou	38	61	.623
Washington, PJ	43	72	.597
Killeya-Jones, Sacha	11	20	.550
Gabriel, Wenyen	14	26	.538

Free Throw Attempts	G	Att	Att/G
Washington, PJ	15	72	4.8
Diallo, Hamidou	15	61	4.1
Knox, Kevin	15	59	3.9
Gilgeous-Alexander	15	52	3.5
Richards, Nick	15	32	2.1

Free Throws Made	G	Made	Made/G
Gilgeous-Alexander	15	45	3.0
Knox, Kevin	15	43	2.9
Washington, PJ	15	43	2.9
Diallo, Hamidou	15	38	2.5
Richards, Nick	15	23	1.5
Green, Quade	15	23	1.5



2017-18 Kentucky Men's Basketball
 Kentucky Category Leaders (as of Jan 07, 2018)
 All games



<u>Rebounds</u>	<u>G</u>	<u>Reb</u>	<u>Reb/G</u>	<u>Assists</u>	<u>G</u>	<u>No.</u>	<u>Ast/G</u>
Knox, Kevin	15	89	5.9	Gilgeous-Alexander	15	64	4.3
Richards, Nick	15	87	5.8	Green, Quade	15	51	3.4
Gabriel, Wenyen	15	84	5.6	Washington, PJ	15	33	2.2
Washington, PJ	15	77	5.1	Knox, Kevin	15	28	1.9
Diallo, Hamidou	15	73	4.9	Diallo, Hamidou	15	26	1.7

<u>Rebound Average</u>	<u>G</u>	<u>Reb</u>	<u>Avg/G</u>	<u>Steals</u>	<u>G</u>	<u>No.</u>	<u>Stl/G</u>
Knox, Kevin	15	89	5.9	Gilgeous-Alexander	15	34	2.3
Richards, Nick	15	87	5.8	Diallo, Hamidou	15	17	1.1
Gabriel, Wenyen	15	84	5.6	Gabriel, Wenyen	15	16	1.1
Washington, PJ	15	77	5.1	Knox, Kevin	15	14	0.9
Diallo, Hamidou	15	73	4.9	Washington, PJ	15	6	0.4

<u>Offensive Rebounds</u>	<u>G</u>	<u>No.</u>	<u>Avg/G</u>	<u>Blocked Shots</u>	<u>G</u>	<u>No.</u>	<u>Blk/G</u>
Richards, Nick	15	30	2.0	Washington, PJ	15	20	1.3
Gabriel, Wenyen	15	27	1.8	Richards, Nick	15	20	1.3
Washington, PJ	15	27	1.8	Gabriel, Wenyen	15	19	1.3
Killeya-Jones, Sacha	14	25	1.8	Killeya-Jones, Sacha	14	11	0.8
Diallo, Hamidou	15	17	1.1	Knox, Kevin	15	6	0.4

<u>Defensive Rebounds</u>	<u>G</u>	<u>No.</u>	<u>Avg/G</u>	<u>Minutes</u>	<u>G</u>	<u>No.</u>	<u>Min/G</u>
Knox, Kevin	15	76	5.1	Knox, Kevin	15	494	32.9
Gabriel, Wenyen	15	57	3.8	Gilgeous-Alexander	15	442	29.5
Richards, Nick	15	57	3.8	Diallo, Hamidou	15	415	27.7
Diallo, Hamidou	15	56	3.7	Washington, PJ	15	393	26.2
Washington, PJ	15	50	3.3	Green, Quade	15	372	24.8

<u>Fouls</u>	<u>G</u>	<u>No.</u>	<u>Per/G</u>	<u>Turnovers</u>	<u>G</u>	<u>No.</u>	<u>TO/G</u>
Diallo, Hamidou	15	41	2.7	Knox, Kevin	15	39	2.6
Gabriel, Wenyen	15	40	2.7	Gilgeous-Alexander	15	37	2.5
Washington, PJ	15	37	2.5	Washington, PJ	15	32	2.1
Knox, Kevin	15	35	2.3	Green, Quade	15	31	2.1
Richards, Nick	15	33	2.2	Diallo, Hamidou	15	26	1.7

<u>Foulsouts</u>	<u>G</u>	<u>No.</u>
Washington, PJ	15	3
Knox, Kevin	15	1
Diallo, Hamidou	15	1
Gabriel, Wenyen	15	1



2017-18 Kentucky Men's Basketball
 Kentucky Overall/Conference Statistics (as of Jan 07, 2018)
 All games



SUMMARY	Overall Statistics										Conference Statistics									
	gp-gs	min/g	fg%	3fg%	ft%	r/g	a/g	stl	blk	pts/g	gp-gs	min/g	fg%	3fg%	ft%	r/g	a/g	stl	blk	pts/g
Knox, Kevin	15-15	32.9	.424	.309	.729	5.9	1.9	14	6	14.0	3-3	31.3	.323	.250	.857	6.7	1.3	1	1	9.7
Diallo, Hamidou	15-15	27.7	.448	.368	.623	4.9	1.7	17	2	13.7	3-3	24.0	.381	.400	.500	5.3	0.7	2	0	7.3
Gilgeous-Alexander	15-2	29.5	.484	.450	.865	3.5	4.3	34	5	11.5	3-0	34.3	.387	.667	.889	3.3	4.7	7	3	14.0
Washington, PJ	15-15	26.2	.558	.200	.597	5.1	2.2	6	20	10.7	3-3	24.7	.667	.000	.462	3.7	1.3	4	6	12.7
Green, Quade	15-13	24.8	.484	.400	.793	2.1	3.4	4	0	10.7	3-3	29.7	.400	.333	.667	2.3	2.3	1	0	12.0
Richards, Nick	15-15	17.4	.632	.000	.719	5.8	0.5	1	20	7.3	3-3	12.3	.714	.000	.500	3.0	0.0	0	1	3.7
Gabriel, Wenyen	15-0	22.5	.455	.459	.538	5.6	0.8	16	19	6.7	3-0	25.0	.412	.500	.333	5.0	0.7	5	1	7.0
Killeya-Jones, Sacha	14-0	15.6	.524	.000	.550	3.8	0.6	5	11	3.9	3-0	16.3	.400	.000	.500	3.3	1.3	0	1	2.0
Wynyard, Tai	8-0	5.4	.429	.000	1.000	1.8	0.0	3	1	1.0	1-0	7.0	.000	.000	.000	1.0	0.0	1	0	0.0
Pulliam, Dillon	4-0	0.8	.000	.000	.000	0.0	0.0	0	0	0.0										
Calipari, Brad	5-0	3.2	.000	.000	.000	0.2	0.2	0	0	0.0										
David, Jonny	4-0	1.0	.000	.000	.000	0.0	0.0	0	0	0.0										
Totals	15		.483	.367	.686	39.2	15.3	100	84	78.9	3		.431	.362	.657	35.7	12.3	21	13	68.3
Opponent	15		.406	.296	.687	33.9	13.9	97	49	69.6	3		.433	.239	.704	36.3	15.7	16	12	69.3

SCORING	Overall Statistics								Conference Statistics							
	fg-fga	fg%	3fg-fga	3fg%	ft-fta	ft%	pts	pts/g	fg-fga	fg%	3fg-fga	3fg%	ft-fta	ft%	pts	pts/g
Knox, Kevin	73-172	.424	21-68	.309	43-59	.729	210	14.0	10-31	.323	3-12	.250	6-7	.857	29	9.7
Diallo, Hamidou	77-172	.448	14-38	.368	38-61	.623	206	13.7	8-21	.381	2-5	.400	4-8	.500	22	7.3
Gilgeous-Alexander	59-122	.484	9-20	.450	45-52	.865	172	11.5	12-31	.387	2-3	.667	16-18	.889	42	14.0
Washington, PJ	58-104	.558	2-10	.200	43-72	.597	161	10.7	16-24	.667	0-3	.000	6-13	.462	38	12.7
Green, Quade	60-124	.484	18-45	.400	23-29	.793	161	10.7	12-30	.400	4-12	.333	8-12	.667	36	12.0
Richards, Nick	43-68	.632	0-0	.000	23-32	.719	109	7.3	5-7	.714	0-0	.000	1-2	.500	11	3.7
Gabriel, Wenyen	35-77	.455	17-37	.459	14-26	.538	101	6.7	7-17	.412	6-12	.500	1-3	.333	21	7.0
Killeya-Jones, Sacha	22-42	.524	0-0	.000	11-20	.550	55	3.9	2-5	.400	0-0	.000	2-4	.500	6	2.0
Wynyard, Tai	3-7	.429	0-0	.000	2-2	1.000	8	1.0	0-1	.000	0-0	.000	0-0	.000	0	0.0
Pulliam, Dillon	0-0	.000	0-0	.000	0-0	.000	0	0.0								
Calipari, Brad	0-3	.000	0-3	.000	0-0	.000	0	0.0								
David, Jonny	0-0	.000	0-0	.000	0-0	.000	0	0.0								
Totals	430-891	.483	81-221	.367	242-353	.686	1183	78.9	72-167	.431	17-47	.362	44-67	.657	205	68.3
Opponent	379-933	.406	115-389	.296	171-249	.687	1044	69.6	77-178	.433	16-67	.239	38-54	.704	208	69.3

TOTALS	Overall Statistics										Conference Statistics									
	o-reb	d-reb	total	pf	fo	a	to	a/to	hi	pts	o-reb	d-reb	total	pf	fo	a	to	a/to	hi	pts
Knox, Kevin	13	76	89	35	1	28	39	0.7	25		3	17	20	8	0	4	5	0.8	16	
Diallo, Hamidou	17	56	73	41	1	26	26	1.0	23		4	12	16	9	1	2	5	0.4	10	
Gilgeous-Alexander	14	38	52	21	0	64	37	1.7	24		5	5	10	1	0	14	9	1.6	21	
Washington, PJ	27	50	77	37	3	33	32	1.0	20		4	7	11	9	1	4	3	1.3	18	
Green, Quade	6	25	31	22	0	51	31	1.6	21		1	6	7	5	0	7	7	1.0	15	
Richards, Nick	30	57	87	33	0	7	12	0.6	25		2	7	9	4	0	0	1	0.0	9	
Gabriel, Wenyen	27	57	84	40	1	12	17	0.7	16		4	11	15	12	1	2	4	0.5	11	
Killeya-Jones, Sacha	25	28	53	30	0	8	9	0.9	9		4	6	10	7	0	4	3	1.3	4	
Wynyard, Tai	6	8	14	8	0	0	3	0.0	4		1	0	1	1	0	0	0	0.0	0	
Pulliam, Dillon	0	0	0	0	0	0	0	0.0	0											
Calipari, Brad	0	1	1	0	0	1	1	1.0	0											
David, Jonny	0	0	0	1	0	0	2	0.0	0											
Totals	183	405	588	268	6	230	215	1.1	107		33	74	107	56	3	37	39	0.9	74	
Opponent	181	328	509	293	-	208	203	1.0	86		36	73	109	56	-	47	38	1.2	76	



2017-18 Kentucky Men's Basketball
 Kentucky Team Game-by-Game (as of Jan 07, 2018)
 All games



TEAM STATISTICS

Opponent	Date	Score		Total		3-Pointers		Free throws		Rebounds				pf	a	t/o	blk	stl	pts	avg
				fg-fga	pct	3fg-fga	pct	ft-fta	pct	off	def	tot	avg							
UTAH VALLEY	11/10/17	73-63	W	26-66	.394	5-15	.333	16-23	.696	18	20	38	38.0	18	17	14	8	11	73	73.0
VERMONT	11/12/17	73-69	W	26-56	.464	3-9	.333	18-23	.783	8	28	36	37.0	17	15	10	4	3	73	73.0
vs #4/3 Kansas	11/14/17	61-65	L	23-55	.418	3-13	.231	12-18	.667	10	29	39	37.7	20	14	18	10	7	61	69.0
ETSU	11/17/17	78-61	W	33-58	.569	9-16	.563	3-15	.200	13	27	40	38.2	20	17	22	8	6	78	71.2
TROY	11/20/17	70-62	W	26-59	.441	3-9	.333	15-23	.652	15	38	53	41.2	16	13	16	2	3	70	71.0
FORT WAYNE	11/22/17	86-67	W	33-55	.600	5-11	.455	15-24	.625	12	32	44	41.7	18	17	16	3	6	86	73.5
UIC	11/26/17	107-73	W	42-63	.667	4-12	.333	19-28	.679	10	27	37	41.0	19	22	15	7	6	107	78.3
HARVARD	12/2/17	79-70	W	26-56	.464	2-14	.143	25-30	.833	8	29	37	40.5	15	13	10	9	9	79	78.4
vs Monmouth	12/9/17	93-76	W	31-58	.534	7-19	.368	24-32	.750	14	30	44	40.9	18	20	19	8	7	93	80.0
RV/RV VIRGINIA TECH	12/16/17	93-86	W	33-68	.485	11-22	.500	16-24	.667	14	19	33	40.1	16	18	11	4	8	93	81.3
vs UCLA	12/23/17	75-83	L	29-68	.426	6-21	.286	11-16	.688	16	20	36	39.7	16	14	14	3	8	75	80.7
RV/RV LOUISVILLE	12/29/17	90-61	W	30-62	.484	6-13	.462	24-30	.800	12	32	44	40.1	19	13	11	5	5	90	81.5
GEORGIA	12/31/17	66-61	W	17-54	.315	5-16	.313	27-38	.711	15	27	42	40.2	23	10	9	6	8	66	80.3
at LSU	1/3/18	74-71	W	31-61	.508	5-12	.417	7-13	.538	10	25	35	39.9	10	13	14	3	6	74	79.9
at #23/22 Tennessee	01/06/18	65-76	L	24-52	.462	7-19	.368	10-16	.625	8	22	30	39.2	23	14	16	4	7	65	78.9
Kentucky		1183		430-891	.483	81-221	.367	242-353	.686	183	405	588	39.2	268	230	215	84	100	1183	78.9
Opponents		1044		379-933	.406	115-389	.296	171-249	.687	181	328	509	33.9	293	208	203	49	97	1044	69.6

Games played: 15
 Points/game: 78.9
 FG Pct: 48.3
 3FG Pct: 36.7
 FT Pct: 68.6

Rebounds/game: 39.2
 Assists/game: 15.3
 Turnovers/game: 14.3
 Assist/turnover ratio: 1.1
 Steals/game: 6.7
 Blocks/game: 5.6



2017-18 Kentucky Men's Basketball
 Kentucky Opponent Game-by-Game (as of Jan 07, 2018)
 All games



OPPONENT STATISTICS

Opponent	Date	Score		Total		3-Pointers		Free throws		Rebounds				pf	a	t/o	blk	stl	pts	avg
				fg-fga	pct	3fg-fga	pct	ft-fta	pct	off	def	tot	avg							
UTAH VALLEY	11/10/17	73-63	w	23-56	.411	5-18	.278	12-18	.667	16	23	39	39.0	20	12	20	8	8	63	63.0
VERMONT	11/12/17	73-69	w	26-58	.448	10-29	.345	7-13	.538	6	21	27	33.0	18	14	7	1	1	69	66.0
vs #4/3 Kansas	11/14/17	61-65	L	24-68	.353	8-28	.286	9-16	.563	18	21	39	35.0	15	17	11	2	12	65	65.7
ETSU	11/17/17	78-61	w	22-68	.324	8-31	.258	9-14	.643	19	18	37	35.5	19	14	16	2	8	61	64.5
TROY	11/20/17	70-62	w	23-64	.359	4-27	.148	12-16	.750	6	24	30	34.4	20	9	6	5	5	62	64.0
FORT WAYNE	11/22/17	86-67	w	24-60	.400	12-37	.324	7-14	.500	7	14	21	32.2	20	13	10	0	8	67	64.5
UIC	11/26/17	107-73	w	26-64	.406	5-18	.278	16-24	.667	15	18	33	32.3	22	7	21	6	7	73	65.7
HARVARD	12/2/17	79-70	w	23-62	.371	12-28	.429	12-17	.706	12	24	36	32.8	21	13	15	3	4	70	66.2
vs Monmouth	12/9/17	93-76	w	26-70	.371	10-29	.345	14-18	.778	16	18	34	32.9	21	20	15	2	10	76	67.3
RV/RV VIRGINIA TECH	12/16/17	93-86	w	32-55	.582	10-22	.455	12-17	.706	6	24	30	32.6	22	18	19	1	3	86	69.2
vs UCLA	12/23/17	75-83	L	29-61	.475	12-30	.400	13-15	.867	11	26	37	33.0	14	14	14	2	12	83	70.5
RV/RV LOUISVILLE	12/29/17	90-61	w	24-69	.348	3-25	.120	10-13	.769	13	24	37	33.3	25	10	11	5	3	61	69.7
GEORGIA	12/31/17	66-61	w	23-58	.397	2-21	.095	13-21	.619	14	24	38	33.7	26	10	15	3	2	61	69.0
at LSU	1/3/18	74-71	w	29-65	.446	6-24	.250	7-9	.778	10	24	34	33.7	14	14	11	5	6	71	69.1
at #23/22 Tennessee	01/06/18	65-76	L	25-55	.455	8-22	.364	18-24	.750	12	25	37	33.9	16	23	12	4	8	76	69.6
Opponents		1044		379-933	.406	115-389	.296	171-249	.687	181	328	509	33.9	293	208	203	49	97	1044	69.6
Kentucky		1183		430-891	.483	81-221	.367	242-353	.686	183	405	588	39.2	268	230	215	84	100	1183	78.9

Games played: 15
 Points/game: 69.6
 FG Pct: 40.6
 3FG Pct: 29.6
 FT Pct: 68.7

Rebounds/game: 33.9
 Assists/game: 13.9
 Turnovers/game: 13.5
 Assist/turnover ratio: 1.0
 Steals/game: 6.5
 Blocks/game: 3.3



2017-18 Kentucky Men's Basketball
Kentucky Team High/Low Analysis (as of Jan 07, 2018)
All games



Kentucky - TEAM GAME HIGHS

POINTS	107		UIC (11/26/17)
	93		RV/RV VIRGINIA TECH (12/16/17)
	93		vs Monmouth (12/9/17)
	90		RV/RV LOUISVILLE (12/29/17)
	86		FORT WAYNE (11/22/17)
FIELD GOALS MADE	42		UIC (11/26/17)
	33		RV/RV VIRGINIA TECH (12/16/17)
	33		FORT WAYNE (11/22/17)
	33		ETSU (11/17/17)
FIELD GOAL ATTEMPTS	68		vs UCLA (12/23/17)
	68		RV/RV VIRGINIA TECH (12/16/17)
FIELD GOAL PERCENTAGE	.667	(42-63)	UIC (11/26/17)
	.600	(33-55)	FORT WAYNE (11/22/17)
3 PT FIELD GOALS MADE	11		RV/RV VIRGINIA TECH (12/16/17)
	9		ETSU (11/17/17)
3 PT FG ATTEMPTS	22		RV/RV VIRGINIA TECH (12/16/17)
	21		vs UCLA (12/23/17)
3 PT FG PERCENTAGE	.563	(9-16)	ETSU (11/17/17)
	.500	(11-22)	RV/RV VIRGINIA TECH (12/16/17)
FREE THROWS MADE	27		GEORGIA (12/31/17)
	25		HARVARD (12/2/17)
FREE THROW ATTEMPTS	38		GEORGIA (12/31/17)
	32		vs Monmouth (12/9/17)
FREE THROW PERCENTAGE	.833	(25-30)	HARVARD (12/2/17)
	.800	(24-30)	RV/RV LOUISVILLE (12/29/17)
REBOUNDS	53		TROY (11/20/17)
	44		RV/RV LOUISVILLE (12/29/17)
	44		vs Monmouth (12/9/17)
	44		FORT WAYNE (11/22/17)
ASSISTS	22		UIC (11/26/17)
	20		vs Monmouth (12/9/17)
STEALS	11		UTAH VALLEY (11/10/17)
	9		HARVARD (12/2/17)
BLOCKED SHOTS	10		vs #4/3 Kansas (11/14/17)
	9		HARVARD (12/2/17)
TURNOVERS	22		ETSU (11/17/17)
	19		vs Monmouth (12/9/17)
FOULS	23		at #23/22 Tennessee (01/06/18)
	23		GEORGIA (12/31/17)



2017-18 Kentucky Men's Basketball
Kentucky High/Low Analysis (as of Jan 07, 2018)
All games



Opponent - GAME HIGHS

POINTS	86		RV/RV VIRGINIA TECH (12/16/17)
	83		vs UCLA (12/23/17)
	76		at #23/22 Tennessee (01/06/18)
	76		vs Monmouth (12/9/17)
	73		UIC (11/26/17)
FIELD GOALS MADE	32		RV/RV VIRGINIA TECH (12/16/17)
	29		at LSU (1/3/18)
	29		vs UCLA (12/23/17)
FIELD GOAL ATTEMPTS	70		vs Monmouth (12/9/17)
	69		RV/RV LOUISVILLE (12/29/17)
FIELD GOAL PERCENTAGE	.582	(32-55)	RV/RV VIRGINIA TECH (12/16/17)
	.475	(29-61)	vs UCLA (12/23/17)
3 PT FIELD GOALS MADE	12		vs UCLA (12/23/17)
	12		HARVARD (12/2/17)
	12		FORT WAYNE (11/22/17)
3 PT FG ATTEMPTS	37		FORT WAYNE (11/22/17)
	31		ETSU (11/17/17)
3 PT FG PERCENTAGE	.455	(10-22)	RV/RV VIRGINIA TECH (12/16/17)
	.429	(12-28)	HARVARD (12/2/17)
FREE THROWS MADE	18		at #23/22 Tennessee (01/06/18)
	16		UIC (11/26/17)
FREE THROW ATTEMPTS	24		at #23/22 Tennessee (01/06/18)
	24		UIC (11/26/17)
FREE THROW PERCENTAGE	.867	(13-15)	vs UCLA (12/23/17)
	.778	(14-18)	vs Monmouth (12/9/17)
	.778	(7-9)	at LSU (1/3/18)
REBOUNDS	39		vs #4/3 Kansas (11/14/17)
	39		UTAH VALLEY (11/10/17)
ASSISTS	23		at #23/22 Tennessee (01/06/18)
	20		vs Monmouth (12/9/17)
STEALS	12		vs UCLA (12/23/17)
	12		vs #4/3 Kansas (11/14/17)
BLOCKED SHOTS	8		UTAH VALLEY (11/10/17)
	6		UIC (11/26/17)
TURNOVERS	21		UIC (11/26/17)
	20		UTAH VALLEY (11/10/17)
FOULS	26		GEORGIA (12/31/17)
	25		RV/RV LOUISVILLE (12/29/17)



2017-18 Kentucky Men's Basketball
 Kentucky High/Low Analysis (as of Jan 07, 2018)
 All games



Kentucky - GAME LOWS

POINTS	61		vs #4/3 Kansas (11/14/17)
	65		at #23/22 Tennessee (01/06/18)
	66		GEORGIA (12/31/17)
	70		TROY (11/20/17)
	73		UTAH VALLEY (11/10/17)
	73		VERMONT (11/12/17)
FIELD GOALS MADE	17		GEORGIA (12/31/17)
	23		vs #4/3 Kansas (11/14/17)
FIELD GOAL ATTEMPTS	52		at #23/22 Tennessee (01/06/18)
	54		GEORGIA (12/31/17)
FIELD GOAL PERCENTAGE	.315	(17-54)	GEORGIA (12/31/17)
	.394	(26-66)	UTAH VALLEY (11/10/17)
3 PT FIELD GOALS MADE	2		HARVARD (12/2/17)
	3		VERMONT (11/12/17)
	3		vs #4/3 Kansas (11/14/17)
	3		TROY (11/20/17)
3 PT FG ATTEMPTS	9		VERMONT (11/12/17)
	9		TROY (11/20/17)
3 PT FG PERCENTAGE	.143	(2-14)	HARVARD (12/2/17)
	.231	(3-13)	vs #4/3 Kansas (11/14/17)
FREE THROWS MADE	3		ETSU (11/17/17)
	7		at LSU (1/3/18)
FREE THROW ATTEMPTS	13		at LSU (1/3/18)
	15		ETSU (11/17/17)
FREE THROW PERCENTAGE	.200	(3-15)	ETSU (11/17/17)
	.538	(7-13)	at LSU (1/3/18)
REBOUNDS	30		at #23/22 Tennessee (01/06/18)
	33		RV/RV VIRGINIA TECH (12/16/17)
ASSISTS	10		GEORGIA (12/31/17)
	13		TROY (11/20/17)
	13		HARVARD (12/2/17)
	13		RV/RV LOUISVILLE (12/29/17)
	13		at LSU (1/3/18)
STEALS	3		VERMONT (11/12/17)
	3		TROY (11/20/17)
BLOCKED SHOTS	2		TROY (11/20/17)
	3		FORT WAYNE (11/22/17)
	3		vs UCLA (12/23/17)
	3		at LSU (1/3/18)
TURNOVERS	9		GEORGIA (12/31/17)
	10		VERMONT (11/12/17)
	10		HARVARD (12/2/17)
FOULS	10		at LSU (1/3/18)
	15		HARVARD (12/2/17)



2017-18 Kentucky Men's Basketball
 Kentucky High/Low Analysis (as of Jan 07, 2018)
 All games



Opponent - GAME LOWS

POINTS	61		ETSU (11/17/17)
	61		RV/RV LOUISVILLE (12/29/17)
	61		GEORGIA (12/31/17)
	62		TROY (11/20/17)
	63		UTAH VALLEY (11/10/17)
FIELD GOALS MADE	22		ETSU (11/17/17)
	23		UTAH VALLEY (11/10/17)
	23		TROY (11/20/17)
	23		HARVARD (12/2/17)
	23		GEORGIA (12/31/17)
FIELD GOAL ATTEMPTS	55		RV/RV VIRGINIA TECH (12/16/17)
	55		at #23/22 Tennessee (01/06/18)
FIELD GOAL PERCENTAGE	.324	(22-68)	ETSU (11/17/17)
	.348	(24-69)	RV/RV LOUISVILLE (12/29/17)
3 PT FIELD GOALS MADE	2		GEORGIA (12/31/17)
	3		RV/RV LOUISVILLE (12/29/17)
3 PT FG ATTEMPTS	18		UTAH VALLEY (11/10/17)
	18		UIC (11/26/17)
3 PT FG PERCENTAGE	.095	(2-21)	GEORGIA (12/31/17)
	.120	(3-25)	RV/RV LOUISVILLE (12/29/17)
FREE THROWS MADE	7		VERMONT (11/12/17)
	7		FORT WAYNE (11/22/17)
	7		at LSU (1/3/18)
FREE THROW ATTEMPTS	9		at LSU (1/3/18)
	13		VERMONT (11/12/17)
	13		RV/RV LOUISVILLE (12/29/17)
FREE THROW PERCENTAGE	.500	(7-14)	FORT WAYNE (11/22/17)
	.538	(7-13)	VERMONT (11/12/17)
REBOUNDS	21		FORT WAYNE (11/22/17)
	27		VERMONT (11/12/17)
ASSISTS	7		UIC (11/26/17)
	9		TROY (11/20/17)
STEALS	1		VERMONT (11/12/17)
	2		GEORGIA (12/31/17)
BLOCKED SHOTS	0		FORT WAYNE (11/22/17)
	1		VERMONT (11/12/17)
	1		RV/RV VIRGINIA TECH (12/16/17)
TURNOVERS	6		TROY (11/20/17)
	7		VERMONT (11/12/17)
FOULS	14		vs UCLA (12/23/17)
	14		at LSU (1/3/18)



2017-18 Kentucky Men's Basketball
 Kentucky Player High/Low Analysis (as of Jan 07, 2018)
 All games



Kentucky - INDIVIDUAL GAME HIGHS

Points	25		Knox, Kevin vs UIC (11/26/17)
	25		Richards, Nick vs Fort Wayne (11/22/17)
	24		Gilgeous-Alexander vs RV/RV LOUISVILLE (12/29/17)
	23		Diallo, Hamidou vs Monmouth (12/9/17)
	21		Gilgeous-Alexander vs Georgia (12/31/17)
Field Goals Made	9		Gilgeous-Alexander vs RV/RV LOUISVILLE (12/29/17)
	9		Knox, Kevin vs UIC (11/26/17)
	9		Richards, Nick vs Fort Wayne (11/22/17)
	9		Green, Quade vs ETSU (11/17/17)
	9		Knox, Kevin vs RV/RV Virginia Tech (12/16/17)
Field Goal Att.	18		Diallo, Hamidou vs UCLA (12/23/17)
	16		Gilgeous-Alexander at LSU (1/3/18)
	16		Gilgeous-Alexander vs RV/RV LOUISVILLE (12/29/17)
	16		Diallo, Hamidou vs RV/RV Virginia Tech (12/16/17)
	16		Diallo, Hamidou vs Harvard (12/2/17)
FG Pct (min 5 made)	.900	(9-10)	Richards, Nick vs Fort Wayne (11/22/17)
	.857	(6-7)	Washington, PJ vs UIC (11/26/17)
3-Point FG Made	4		Diallo, Hamidou vs RV/RV Virginia Tech (12/16/17)
	4		Knox, Kevin vs ETSU (11/17/17)
3-Point FG Att.	7		Green, Quade at #23/22 Tennessee (01/06/18)
	7		Diallo, Hamidou vs RV/RV Virginia Tech (12/16/17)
	7		Knox, Kevin vs Harvard (12/2/17)
	7		Knox, Kevin vs ETSU (11/17/17)
3-Pt FG Pct (min 2 made)	.750	(3-4)	Gabriel, Wenyen at #23/22 Tennessee (01/06/18)
	.750	(3-4)	Green, Quade vs RV/RV LOUISVILLE (12/29/17)
	.750	(3-4)	Gabriel, Wenyen vs UCLA (12/23/17)
Free Throws Made	12		Gilgeous-Alexander vs Georgia (12/31/17)
	9		Washington, PJ vs Monmouth (12/9/17)
Free Throw Att.	13		Gilgeous-Alexander vs Georgia (12/31/17)
	10		Diallo, Hamidou vs Monmouth (12/9/17)
	10		Knox, Kevin vs UIC (11/26/17)
FT Pct (min 3 made)	1.000	(9-9)	Washington, PJ vs Monmouth (12/9/17)
	1.000	(8-8)	Gilgeous-Alexander vs Harvard (12/2/17)
	1.000	(7-7)	Richards, Nick vs Fort Wayne (11/22/17)
	1.000	(6-6)	Washington, PJ vs RV/RV LOUISVILLE (12/29/17)
	1.000	(4-4)	Knox, Kevin at #23/22 Tennessee (01/06/18)
	1.000	(4-4)	Knox, Kevin vs Harvard (12/2/17)
	1.000	(4-4)	Knox, Kevin vs Vermont (11/12/17)
	1.000	(4-4)	Killeya-Jones, Sacha vs Vermont (11/12/17)
	1.000	(4-4)	Green, Quade vs Utah Valley (11/10/17)
	1.000	(3-3)	Gilgeous-Alexander at LSU (1/3/18)
1.000	(3-3)	Washington, PJ vs UCLA (12/23/17)	
Rebounds	15		Richards, Nick vs Fort Wayne (11/22/17)
	13		Gabriel, Wenyen vs Utah Valley (11/10/17)
	9		Gilgeous-Alexander vs Monmouth (12/9/17)
	6		Gilgeous-Alexander at #23/22 Tennessee (01/06/18)
	6		Gilgeous-Alexander vs UIC (11/26/17)
Assists	6		Gilgeous-Alexander vs ETSU (11/17/17)
	6		Gilgeous-Alexander vs Fort Wayne (11/22/17)
	4		Gilgeous-Alexander vs Utah Valley (11/10/17)
	4		Gilgeous-Alexander vs Utah Valley (11/10/17)
	4		Gilgeous-Alexander vs Utah Valley (11/10/17)
Steals	4		Gilgeous-Alexander vs Fort Wayne (11/22/17)
	4		Gilgeous-Alexander vs Utah Valley (11/10/17)

	4	Knox, Kevin vs Utah Valley (11/10/17)
Blocked Shots	4	Washington, PJ vs Monmouth (12/9/17)
	4	Washington, PJ vs #4/3 Kansas (11/14/17)
Turnovers	7	Knox, Kevin vs Monmouth (12/9/17)
	6	Knox, Kevin vs ETSU (11/17/17)
	6	Washington, PJ vs ETSU (11/17/17)
	6	Gilgeous-Alexander vs #4/3 Kansas (11/14/17)
Fouls	5	Diallo, Hamidou at #23/22 Tennessee (01/06/18)
	5	Gabriel, Wenyen at #23/22 Tennessee (01/06/18)
	5	Washington, PJ vs Georgia (12/31/17)
	5	Knox, Kevin vs RV/RV LOUISVILLE (12/29/17)
	5	Washington, PJ vs Harvard (12/2/17)
	5	Washington, PJ vs ETSU (11/17/17)
Minutes	38	Gilgeous-Alexander at #23/22 Tennessee (01/06/18)
	37	Knox, Kevin vs #4/3 Kansas (11/14/17)
	37	Knox, Kevin vs Utah Valley (11/10/17)
	36	Washington, PJ at LSU (1/3/18)
	36	Knox, Kevin vs Harvard (12/2/17)
	36	Gilgeous-Alexander vs Utah Valley (11/10/17)



2017-18 Kentucky Men's Basketball
 Kentucky Opponent High/Low Analysis (as of Jan 07, 2018)
 All games



OPPONENT INDIVIDUAL GAME HIGHS

Points	25		Towns, Seth vs Harvard (12/2/17)
	24		Duop Reath at LSU (1/3/18)
	20		Schofield, Admiral at #23/22 Tennessee (01/06/18)
	20		Holiday, Aaron vs UCLA (12/23/17)
	20		Wilkes, Kris vs UCLA (12/23/17)
	20		Hill, Ahmed vs RV/RV Virginia Tech (12/16/17)
Field Goals Made	11		Duop Reath at LSU (1/3/18)
	8		Schofield, Admiral at #23/22 Tennessee (01/06/18)
	8		Towns, Seth vs Harvard (12/2/17)
	8		Bell-Haynes, Trae vs Vermont (11/12/17)
Field Goal Att.	18		Mykhailiuk, Svi vs #4/3 Kansas (11/14/17)
	17		Duop Reath at LSU (1/3/18)
FG Pct (min 5 made)	1.000	(5-5)	Azubuike, Udoka vs #4/3 Kansas (11/14/17)
	.875	(7-8)	Jurkin, Peter vs ETSU (11/17/17)
3-Point FG Made	6		Towns, Seth vs Harvard (12/2/17)
	5		Hill, Ahmed vs RV/RV Virginia Tech (12/16/17)
	5		Konchar, John vs Fort Wayne (11/22/17)
3-Point FG Att.	11		HAMMOND,DEION vs Monmouth (12/9/17)
	11		Harrell, Kason vs Fort Wayne (11/22/17)
3-Pt FG Pct (min 2 made)	1.000	(2-2)	Ali, Prince vs UCLA (12/23/17)
	.857	(6-7)	Towns, Seth vs Harvard (12/2/17)
Free Throws Made	6		Maten, Yante vs Georgia (12/31/17)
	6		Dixson, Dikembe vs UIC (11/26/17)
Free Throw Att.	10		Dixson, Dikembe vs UIC (11/26/17)
	8		Maten, Yante vs Georgia (12/31/17)
	8		Azubuike, Udoka vs #4/3 Kansas (11/14/17)
FT Pct (min 3 made)	1.000	(4-4)	Bowden, Jordan at #23/22 Tennessee (01/06/18)
	1.000	(4-4)	Tremont Waters at LSU (1/3/18)
	1.000	(4-4)	Adel, Deng vs RV/RV LOUISVILLE (12/29/17)
	1.000	(4-4)	Holiday, Aaron vs UCLA (12/23/17)
	1.000	(4-4)	SEABORN,MICAH vs Monmouth (12/9/17)
	1.000	(4-4)	Robinson, Clint vs UIC (11/26/17)
	1.000	(4-4)	Toolson, Jake vs Utah Valley (11/10/17)
	1.000	(3-3)	Person, Wesley vs Troy (11/20/17)
Rebounds	12		Maten, Yante vs Georgia (12/31/17)
	11		Duop Reath at LSU (1/3/18)
	11		Tremont Waters at LSU (1/3/18)
	11		Spalding, Ray vs RV/RV LOUISVILLE (12/29/17)
	11		Welsh, Thomas vs UCLA (12/23/17)
	11		Clarke, Chris vs RV/RV Virginia Tech (12/16/17)
Assists	9		Robinson, Justin vs RV/RV Virginia Tech (12/16/17)
	8		Holiday, Aaron vs UCLA (12/23/17)
Steals	4		Schofield, Admiral at #23/22 Tennessee (01/06/18)
	3		Welsh, Thomas vs UCLA (12/23/17)
	3		SALNAVE,RAY vs Monmouth (12/9/17)
	3		TILGHMAN,AUSTIN vs Monmouth (12/9/17)
	3		Konchar, John vs Fort Wayne (11/22/17)
	3		Long, Jermaine vs ETSU (11/17/17)
	3		Newman, Malik vs #4/3 Kansas (11/14/17)
	3		Vick, Lagerald vs #4/3 Kansas (11/14/17)
Blocked Shots	5		Manyang, Akolda vs Utah Valley (11/10/17)
	3		Odiase, Tai vs UIC (11/26/17)
	3		Hicks, Alex vs Troy (11/20/17)

Turnovers	7	Holiday, Aaron vs UCLA (12/23/17)
	5	Blount, Jordan vs UIC (11/26/17)
	5	Bradford, Desonta vs ETSU (11/17/17)
	5	Graham, Devonte' vs #4/3 Kansas (11/14/17)
Fouls	5	Jackson II, William vs Georgia (12/31/17)
	5	Mahmoud, Anas vs RV/RV LOUISVILLE (12/29/17)
	5	Blackshear, Kerry vs RV/RV Virginia Tech (12/16/17)
	5	Blount, Jordan vs UIC (11/26/17)
	5	Ottey, Marcus vs UIC (11/26/17)



2017-18 Kentucky Men's Basketball
 Kentucky Team Game-by-Game Comparison (as of Jan 07, 2018)
 All games



Opponent	1st	2nd	Score	Mar	Total FG	FG Pct	3-Pointers	3FG Pct	Free Throws	FT Pct	Rebounds	Assist	T/Over	Block	Steal	Fouls
UTAH VALLEY	25/34	48/29	73-63	+10	26-66/23-56	.394/.411	5-15/5-18	.333/.278	16-23/12-18	.696/.667	38/39 (1)	17/12	14/20	8/8	11/8	18/20
VERMONT	36/24	37/45	73-69	+4	26-56/26-58	.464/.448	3-9/10-29	.333/.345	18-23/7-13	.783/.538	36/27 +9	15/14	10/7	4/1	3/1	17/18
#4/3 Kansas	33/34	28/31	61-65	(4)	23-55/24-68	.418/.353	3-13/8-28	.231/.286	12-18/9-16	.667/.563	39/39 -	14/17	18/11	10/2	7/12	20/15
ETSU	36/30	42/31	78-61	+17	33-58/22-68	.569/.324	9-16/8-31	.563/.258	3-15/9-14	.200/.643	40/37 +3	17/14	22/16	8/2	6/8	20/19
TROY	41/25	29/37	70-62	+8	26-59/23-64	.441/.359	3-9/4-27	.333/.148	15-23/12-16	.652/.750	53/30 +23	13/9	16/6	2/5	3/5	16/20
FORT WAYNE	45/37	41/30	86-67	+19	33-55/24-60	.600/.400	5-11/12-37	.455/.324	15-24/7-14	.625/.500	44/21 +23	17/13	16/10	3/0	6/8	18/20
UIC	52/35	55/38	107-73	+34	42-63/26-64	.667/.406	4-12/5-18	.333/.278	19-28/16-24	.679/.667	37/33 +4	22/7	15/21	7/6	6/7	19/22
HARVARD	42/37	37/33	79-70	+9	26-56/23-62	.464/.371	2-14/12-28	.143/.429	25-30/12-17	.833/.706	37/36 +1	13/13	10/15	9/3	9/4	15/21
Monmouth	54/31	39/45	93-76	+17	31-58/26-70	.534/.371	7-19/10-29	.368/.345	24-32/14-18	.750/.778	44/34 +10	20/20	19/15	8/2	7/10	18/21
RV/RV VIRGINIA TECH	41/47	52/39	93-86	+7	33-68/32-55	.485/.582	11-22/10-22	.500/.455	16-24/12-17	.667/.706	33/30 +3	18/18	11/19	4/1	8/3	16/22
UCLA	39/39	36/44	75-83	(8)	29-68/29-61	.426/.475	6-21/12-30	.286/.400	11-16/13-15	.688/.867	36/37 (1)	14/14	14/14	3/2	8/12	16/14
RV/RV LOUISVILLE	41/27	49/34	90-61	+29	30-62/24-69	.484/.348	6-13/3-25	.462/.120	24-30/10-13	.800/.769	44/37 +7	13/10	11/11	5/5	5/3	19/25
GEORGIA	26/27	40/34	66-61	+5	17-54/23-58	.315/.397	5-16/2-21	.313/.095	27-38/13-21	.711/.619	42/38 +4	10/10	9/15	6/3	8/2	23/26
LSU	31/36	43/35	74-71	+3	31-61/29-65	.508/.446	5-12/6-24	.417/.250	7-13/7-9	.538/.778	35/34 +1	13/14	14/11	3/5	6/6	10/14
#23/22 Tennessee	37/29	28/47	65-76	(11)	24-52/25-55	.462/.455	7-19/8-22	.368/.364	10-16/18-24	.625/.750	30/37 (7)	14/23	16/12	4/4	7/8	23/16

Note: Game totals are displayed in the format TEAM/OPPONENT for each category