

KENTUCKY

2017-18 WILDCATS

Mississippi State (14-5, 2-4) at RV/RV KENTUCKY (14-5, 4-3)

Tuesday, Jan. 23 • 9 p.m. ET • Rupp Arena (23,000) • Lexington, Ky.

#MSUvsUK • @KentuckyMBB



Starters Last Game



3

Hamidou Diallo

6-5 • 198 • Guard
Queens, N.Y. | Putnam Science Academy

Logging 13.0 points and 4.5 rebounds a game | Scored in double figures in 12 games | Preseason watch list for Wooden, Naismith and Oscar Robertson Trophy awards



4

Nick Richards

6-11 • 240 • Forward
Kingston, Jamaica | The Patrick School

Breakout game with 25 points and 15 rebounds vs. Fort Wayne | Averaging 7.1 points and 5.6 rebounds | Leads the team with 1.3 blocks per game



5

Kevin Knox

6-9 • 215 • Forward
Tampa, Fla. | Tampa Catholic

Leading UK with 14.3 points per game | Scored 20 or more points in five games | Preseason watch list for Wooden, Naismith and Oscar Robertson Trophy



22

Shai Gilgeous-Alexander

6-6 • 180 • Guard
Hamilton, Ontario | Hamilton Heights

Averaging 15.0 points, 4.4 assists and 4.1 rebounds over the last seven games | Scored in double figures in 12 games, including six of last eight | SEC FOW on Jan. 15



25

PJ Washington

6-7 • 236 • Forward
Dallas | Findlay Prep

Scored in double figures in five of last six games | Lost 15 pounds over a two-week period prior to Monmouth game | Averaging 10.2 points and 5.2 boards a game

Need to Know

- With a win over UIC, John Calipari earned his 700th on-court win as a collegiate head coach. He is the fourth-fastest coach to 700 wins
- Calipari is currently tied with Tubby Smith for the third-most wins in UK history with 263. He's behind only Adolph Rupp (876) and Joe B. Hall (297) for wins in school history
- This Kentucky team is considered the least experienced team in the history of Ken Pomeroy's experience rankings
- Since the SEC's inception in 1932-33, the Wildcats have been the most dominant team in the league, recording a 976-273 mark (.781) in regular-season conference play
- UK is the only team in the country with six freshmen leading the team in scoring
- Kentucky lost consecutive games under Calipari for just the ninth time in his nine seasons. UK has never lost three in a row and its average margin of victory in the third game is 14.9 points
- Calipari is 11-0 against Mississippi St.

Last Time Out

- Kentucky fell 66-64 to Florida on Saturday
- The game featured four lead changes and 12 ties, the latest at 58-58. Florida would score the next five points to pull away
- Wenyen Gabriel and Shai Gilgeous-Alexander both had 10 points to lead UK
- Nick Richards added eight points and nine rebounds, while Kevin Knox had eight points
- Quade Green returned from a three-game absence to play 17 minutes. He had two points and a pair of assists in his return
- Jarred Vanderbilt, playing in his first home game, scored four points and added six rebounds
- Kentucky had a 16-game home winning streak snapped and a 30-game home winning streak against SEC foes
- UK shot just 40 percent from the field and 23.5 percent from 3-point range

The Basics

Series Breakdown
Overall - UK leads 94-20
In Lexington, Ky. - UK leads 47-5
Calipari vs. MSU - 11-0
Howland vs. UK - 1-3
Current UK Streak - Won 10



John Calipari

Overall Record: 708-198*
Record at UK: 263-58
Overall Seasons: 26th
At UK: Ninth



Ben Howland

Overall Record: 445-244
Record at MSU: 44-38
Overall Seasons: 22nd
At MSU: Third

*on-court record

By the Numbers

2,251 UK all-time wins, NCAA leader

.859 Percentage of scoring by the Wildcats' freshmen

19.43 Average age of UK's roster to start season

5 Regular-season SEC titles under Calipari

Tale of the Tape

UK	STAT	MSU
77.0	Points PG	74.5
69.8	Opp. Points PG	64.7
38.7	Rebounds PG	39.5
14.3	Assists PG	13.6
5.4	Blocks PG	5.6
6.2	Steals PG	6.8
.481	FG Pct.	.461
.343	3-Pt FG Pct.	.302
.678	FT Pct.	.665
.404	Opp. FG Pct.	.395
.285	Opp. 3-Pt FG Pct.	.319

LEADERS

Points Per Game
UK - Kevin Knox (14.3)
MSU - Quindary Weatherspoon (14.5)
Rebounds Per Game
UK - Wenyen Gabriel (5.7)
MSU - Aric Holman (7.3)
Assists Per Game
UK - Shai Gilgeous-Alexander (4.3)
MSU - Quindary Weatherspoon (4.1)
Steals Per Game
UK - Shai Gilgeous-Alexander (1.9)
MSU - Quindary Weatherspoon (1.5)
Blocks Per Game
UK - Nick Richards (1.3)
MSU - Abdul Ado (2.0)
3-Pointers
UK - Kevin Knox (25)
MSU - Tyson Carter (28)
Field-Goal Percentage
UK - Nick Richards (.650)
MSU - E.J. Datcher (.645)
Free-Throw Percentage
UK - Shai Gilgeous-Alexander (.814)
MSU - Tyson Carter (.857)
3-Point Field-Goal Percentage
UK - Shai Gilgeous-Alexander (.478)
MSU - Aric Holman (.533)

SCHEDULE

OVERALL: 14-5 | SEC: 4-3

Home: 11-1 | Away: 2-2 | Neutral: 1-2

October

Fri. 27	^THOMAS MORE	SEC	W, 103-61
Mon. 30	^MOREHEAD STATE ¹	-	W, 92-67

November

Fri. 3	^CENTRE COLLEGE	SEC	W, 106-63
Fri. 10	UTAH VALLEY	SEC	W, 73-63
Sun. 12	VERMONT	ESPN	W, 73-69
Tues. 14	#4/3 Kansas ²	ESPN	L, 65-61
Fri. 17	ETSU ³	SEC	W, 78-61
Mon. 20	TROY ³	SEC	W, 70-62
Wed. 22	FORT WAYNE ³	SEC	W, 86-67
Sun. 26	UIC ³	SEC	W, 107-73

December

Sat. 2	HARVARD	ESPN	W, 79-70
Sat. 9	Monmouth ⁴	ESPNU	W, 93-76
Sat. 16	RV/RV VIRGINIA TECH	ESPN2	W, 93-86
Sat. 23	UCLA ⁵	CBS	L, 83-75
Fri. 29	RV/RV LOUISVILLE	CBS	W, 90-61
Sun. 31	GEORGIA*	ESPN	W, 66-61

January

Wed. 3	at LSU*	SEC	W, 74-71
Sat. 6	at #23/22 Tennessee*	SEC	L, 76-65
Tue. 9	vs. RV/RV TEXAS A&M*	ESPN	W, 74-73
Sat. 13	at Vanderbilt*	ESPN	W, 74-67
Tue. 16	at South Carolina*	ESPN	L, 76-68
Sat. 20	RV/RV FLORIDA*	ESPN	L, 66-64
Tue. 23	MISSISSIPPI STATE*	ESPN	9 p.m.
Sat. 27	at #7/7 West Virginia ⁶	ESPN	7 p.m.
Tue. 30	VANDERBILT*	ESPN	9 p.m.

February

Sat. 3	at Missouri*	CBS	2 p.m.
Tue. 6	TENNESSEE*	ESPN	7 p.m.
Sat. 10	at Texas A&M*	ESPN/2	4/6/8 p.m.
Wed. 14	at Auburn*	ESPN2	9 p.m.
Sat. 17	ALABAMA*	CBS	2 p.m.
Tue. 20	at Arkansas*	ESPN	9 p.m.
Sat. 24	MISSOURI*	ESPN/2	6/8 p.m.
Wed. 28	OLE MISS*	ESPN2	7 p.m.

March

Sat. 3	at Florida*	CBS	Noon
	7-11 ⁷ SEC Tournament	SEC/ESPN	TBA

All times Eastern | *SEC conference game | HOME GAMES IN CAPS
¹Exhibition | ²Kentucky Cares Classic (Rupp Arena | Lexington, Ky.) |
³Champions Classic (United Center | Chicago) | ⁴Adolph Rupp Classic (Rupp Arena | Lexington, Ky.) | ⁵Citi Hoops Classic (Madison Square Garden | New York) | ⁶CBS Sports Classic (Smoothie King Arena | New Orleans) | ⁷SEC/Big 12 Challenge (WVU Coliseum | Morgantown, W.Va.) | ⁸SEC Tournament (Scotttrade Center | St. Louis)

Broadcast Information

TV	ESPN	UK SPORTS NETWORK	UK
Joe Tessitore, play-by-play			
Sean Farnham, analyst			
Laura Rutledge, sideline		Tom Leach, play-by-play	
		Mike Pratt, analyst	

SATELLITE RADIO



Sirius channel 137 | XM channel 190 | Internet channel N/A



TV CHART



0 GUARD
Quade Green
 6-0 | 180 | Freshman
 Philadelphia | Neumann-Goretti
 @Q_Green1
 @q_boogi



1 FORWARD
Sacha Killeya-Jones
 6-10 | 221 | Sophomore
 Chapel Hill, N.C. | Virginia Episcopal
 @SKJ
 @the_skj



2 FORWARD
Jarred Vanderbilt
 6-9 | 214 | Freshman
 Houston | Victory Prep
 @JVando
 @jvando_



3 GUARD
Hamidou Diallo
 6-5 | 198 | RS-Freshman
 Queens, N.Y. | Putnam Science Acad.
 @hamidoudiallo
 @hami.diallo



4 FORWARD
Nick Richards
 6-11 | 240 | Freshman
 Kingston, Jamaica | The Patrick School
 @iamnickrichards
 @nickrichards_




5 FORWARD
Kevin Knox
 6-9 | 215 | Freshman
 Tampa, Fla. | Tampa Catholic
 @KevKnox
 @kknox_23



10 GUARD
Jonny David
 6-2 | 183 | Junior
 Pittsburgh | Mt. Lebanon
 @JonnyDavid
 @jdavid010



12 GUARD
Brad Calipari
 6-0 | 176 | Sophomore
 Franklin Lakes, N.J. | MacDuffie School
 @bradcalipari
 @brad.calipari



13 GUARD
Jemarl Baker
 6-4 | 182 | Freshman
 Menifee, Calif. | Eleanor Roosevelt
 @jemarlbakerjr
 @_jeyb3




14 FORWARD
Tai Wynyard
 6-10 | 250 | RS-Sophomore
 Auckland, New Zealand | Rangitoto College
 @taiwynyard
 @taiwynyard



22 GUARD
Shai Gilgeous-Alexander
 6-6 | 180 | Freshman
 Hamilton, Canada | Hamilton Heights
 @shaigalex
 @sav_shai2



25 FORWARD
PJ Washington
 6-7 | 236 | Freshman
 Dallas | Findlay Prep
 @PJWashington
 @pj_washington



30 GUARD
Dillon Pulliam
 6-3 | 195 | RS-Junior
 Cynthia, Ky. | Transylvania Univ.
 @dillonpulliam30
 @dillon_pulliam



32 FORWARD
Wenyen Gabriel
 6-9 | 205 | Sophomore
 Manchester, N.H. | Wilbraham & Monson Acad.
 @WenyenGabriel
 @wenyengabriel



JOHN CALIPARI
Head Coach
 Ninth season at UK
 @UKCoachCalipari
 @UKCoachCalipari



KENNY PAYNE
Assoc. Head Coach
 Eighth season at UK
 Fourth season as associate HC



TONY BARBEE
Assistant Coach
 Fourth season at UK
 Third season as assistant



JOEL JUSTUS
Assistant Coach
 Fourth season at UK
 Second season as assistant



JOHN ROBIC
Special Assistant
 Ninth season at UK
 Second season as special asst.

Roster

ALPHABETICAL						
NO.	NAME	POS.	Ht.	Wt.	CL.	HOMETOWN (PREVIOUS SCHOOL)
13	Jemarl Baker	G	6-4	182	Fr.	Menifee, Calif. (Eleanor Roosevelt)
12	Brad Calipari	G	6-0	176	So.	Franklin Lakes, N.J. (MacDuffie School)
10	Jonny David	G	6-2	183	Jr.	Pittsburgh (Mt. Lebanon)
3	Hamidou Diallo	G	6-5	198	RS Fr.	Queens, N.Y. (Putnam Science Academy)
32	Wenyen Gabriel	F	6-9	205	So.	Manchester, N.H. (Wilbraham & Monson Academy)
22	Shai Gilgeous-Alexander	G	6-6	180	Fr.	Hamilton, Canada (Hamilton Heights)
0	Quade Green	G	6-0	180	Fr.	Philadelphia (Neumann-Goretti)
1	Sacha Killeya-Jones	F	6-10	221	So.	Chapel Hill, N.C. (Virginia Episcopal)
5	Kevin Knox	F	6-9	215	Fr.	Tampa, Fla. (Tampa Catholic)
30	Dillon Pulliam	G	6-3	195	RS Jr.	Cynthia, Ky. (Transylvania University)
4	Nick Richards	F	6-11	240	Fr.	Kingston, Jamaica (The Patrick School)
2	Jarred Vanderbilt	F	6-9	214	Fr.	Houston (Victory Prep Academy)
25	PJ Washington	F	6-7	236	Fr.	Dallas (Findlay Prep)
14	Tai Wynyard	F	6-10	250	RS So.	Auckland, New Zealand (Rangitoto College)

Head Coach: John Calipari (Clarion, 1982)
Associate Head Coach: Kenny Payne (Louisville, 2003)
Assistant Coaches: Tony Barbee (UMass, 1993)
 Joel Justus (UNC Wilmington, 2004)
Special Asst. to the Head Coach: John Robic (Denison, 1986)

Assoc. AD/Basketball Operations: Chris Woolard (UCLA, 1997)
Director of Basketball Admin.: Will Barton (Kentucky, 2013)
Strength Coach: Robert Harris (Kentucky State, 2009)
Athletic Trainer: Chris Simmons (Memphis, 2002)
Equipment Manager: Mark Evans (Kentucky, 2013)

Pronunciation Guide

JEMARL Baker (Jamal)

HAMIDOU DIALLO (HA-muh-dew) (dee-AH-low)

Brad/John CALIPARI (cal-uh-PEAR-ee)

WENYEN Gabriel (WHEN-yen)

SHAI GILGEOUS-Alexander (shay) (GILL-juss)

QUADE Green (KWAH-day)

SACHA KILLEYA-Jones (SAH-shuh) (kuh-LEE-uh)

TAI WYNYARD (tie) (WIN-yard)



POLLS, STATS, MEDIA INFO

Weekly Media Schedule

all times ET

23 Tues vs. Mississippi State 9 p.m. ESPN	24 Wed Player off day	25 Thurs SEC teleconference 11 a.m. Practice: 2:30 p.m.	26 Fri Practice: 2:30 p.m. Media availability TBD Travel day	27 Sat at West Virginia 7 p.m. ESPN	28 Sun Practice 5 p.m.	29 Mon Practice: 2:30 p.m. Media availability TBD
--	---------------------------------	---	---	--	----------------------------------	---

UK Media Relations Staff



Eric Lindsey
 Associate Media Relations Director
 Cell - 859.619.0944
 Email - eric.lindsey@uky.edu



Deb Moore
 Associate Media Relations Director
 Cell - 859.559.5781
 Email - deb.moore@uky.edu



Jake Most
 Assistant Media Relations Director
 Cell - 516.996.3229
 Email - jake.most@uky.edu

Media Information

CREDENTIAL REQUESTS

Requests for single-game credentials should be made as far in advance as possible and no later than five days prior to game day online at sportssystem.com/Kentucky.

CREDENTIAL CRITERIA

The University of Kentucky's decision to issue credentials to a media outlet for the purposes of covering a UK basketball home or away event is determined by a variety of factors. They include the following:

- Amount of coverage given to Kentucky throughout the season
- Intention/ability to cover all 22 sports at Kentucky
- Distribution/size of publication: free, subscription, sale on newsstands, website traffic, etc.
- Radio or TV station program format and size of audience
- Length of existence of the publication, amount of original copy generated, number of full-time employees of the publication and the journalistic experience of the reporter(s)
- Attendance at Kentucky media sessions, including Olympic sport opportunities
- Space availability
- Professionalism, which includes but is not limited to conduct at games, press conferences, practices, on social media, etc.

The University of Kentucky has the right to revoke credentials under its own discretion.

GENERAL INTERVIEW POLICIES

All interviews with University of Kentucky basketball players or staff members must be arranged through the Media Relations office. Media should never contact a player or coach directly.

The Wildcat Coal Lodge, dormitories, team locker rooms and other team quarters are private team areas. Media members are not permitted in these areas unless accompanied by appropriate university personnel.

PRACTICE/PRESS CONFERENCES

Other than announced exceptions, UK basketball practices are closed to the media. UK will accept requests to attend practice. All requests must be made by 10 a.m. on the day of the practice. In cases in which practices are open to the media, no cell phones are allowed in the practice facility.

Player interviews are conducted prior to practices the day before a game and will be available to all UK media in the Memorial Coliseum media room. UK will accept requests for player interviews, but they must be submitted 24 hours prior to the scheduled availability.

Coach John Calipari or an assistant coach will meet with members of the media immediately following player interviews in the Memorial Coliseum media room.

Gameday shoot-arounds are closed to the media.

TELEPHONE PLAYER INTERVIEWS

Telephone interviews are available to the media on a call-back basis. Individual player and coach telephone numbers will not be given to members of the media.

Players are instructed not to conduct interviews when contacted directly by telephone. The UK Media Relations office will arrange for telephone interviews at a time most convenient for the student-athlete.

Other special requests are handled on a case-by-case basis.

POSTGAME INTERVIEWS

Following each game, there is a 20-minute cooling-off period, during which time the players shower and dress. Approximately 10 minutes after the game ends, Coach Calipari conducts his postgame press conference while a player is taken to the UK Sports Network.

Following Coach Calipari's press conference and the cooling-off period, selected UK players are brought to the media interview room.

The Polls

Associated Press Top 25 Jan. 22

1. Villanova (63)
2. Virginia (1)
3. Purdue (1)
4. Duke
5. Kansas
6. Michigan State
7. West Virginia
8. Xavier
9. Cincinnati
10. North Carolina
11. Arizona
12. Oklahoma
13. Ohio State
14. Texas Tech
15. Gonzaga
16. Saint Mary's
17. Wichita State
18. Clemson
19. Auburn
20. Florida
21. Arizona State
22. Tennessee
23. Nevada
24. Rhode Island
25. Michigan

Receiving Votes: Miami (Fla.), Louisville, TCU, Kentucky, Kansas State, Seton Hall, Creighton, Florida State, Houston, New Mexico State, Boise State, Providence

USA Today Coaches Poll Jan. 22

1. Villanova (31)
2. Virginia
3. Purdue (1)
4. Duke
5. Kansas
6. Michigan State
7. West Virginia
8. Xavier
9. Cincinnati
10. North Carolina
11. Oklahoma
12. Arizona
13. Ohio State
14. Texas Tech
15. Gonzaga
16. Wichita State
17. Clemson
18. St. Mary's
19. Auburn
20. Arizona State
21. Tennessee
22. Florida
23. Rhode Island
24. Miami (Fla.)
25. Michigan

Receiving Votes: Kentucky, Nevada, Seton Hall, Louisville, Creighton, TCU, Providence, Alabama, Kansas State, Boise State, Middle Tennessee, New Mexico State, Florida State, Louisiana-Lafayette

Kentucky Week by Week

Preseason	5/4
Nov. 13	7/4
Nov. 20	8/8
Nov. 27	7/7
Dec. 4	8/7
Dec. 11	8/5
Dec. 18	7/6
Dec. 25	16/15
Jan. 1	17/14

Jan. 8	21/20
Jan. 15	18/16
Jan. 22	RV/RV
Jan. 29	
Feb. 5	
Feb. 12	
Feb. 19	
Feb. 26	
March 5	
March 12	
Postseason	

SEC Standings (Through Jan. 20)

Team	SEC Record	Overall Record	Games Back
Florida	6-1 (.857)	14-5 (.737)	0.0
Auburn	5-1 (.833)	17-2 (.895)	0.5
Alabama	5-2 (.714)	13-6 (.684)	1.0
Kentucky	4-3 (.571)	14-5 (.737)	2.0
Tennessee	4-3 (.571)	13-5 (.722)	2.0
Missouri	3-3 (.500)	13-6 (.684)	2.5
Arkansas	3-4 (.429)	13-6 (.684)	3.0
Georgia	3-4 (.429)	12-6 (.667)	3.0
Ole Miss	3-4 (.429)	10-9 (.526)	3.0
South Carolina	3-4 (.429)	12-7 (.32)	3.0
LSU	2-4 (.333)	11-7 (.611)	3.5
Mississippi State	2-4 (.333)	14-5 (.737)	3.5
Texas A&M	2-5 (.286)	13-6 (.684)	4.0
Vanderbilt	2-5 (.286)	7-12 (.368)	4.0

UK in the Rankings

Team Rankings (Through Jan. 20)

Category	Stat	SEC (NCAA)
Scoring	77.0	7th (102nd)
Scoring Defense	69.8	8th (120th)
Scoring Margin	+7.2	9th (96th)
Free Throw %	.678	11th (272nd)
Field Goal %	.481	3rd (40th)
Field Goal % Def.	.404	6th (37th)
3-Point FG %	.343	7th (214th)
3-Point FG % Def.	.285	1st (4th)
Rebounding Off.	38.7	5th (53rd)
Rebounding Def.	33.9	5th (N/A)
Rebounding Margin	+4.8	6th (58th)
Blocks Per Game	5.4	5th (24th)
Assists Per Game	14.3	8th (145th)
Steals Per Game	6.2	9th (199th)
Turnover Margin	-1.7	10th (288th)
Assist/TO Ratio	1.0	10th (210th)
Off. Rebs. Per Game	11.6	8th (94th)
Def. Rebs. Per Game	27.1	6th (86th)
Def. Rebound %	.690	12th (N/A)
Off. Rebound %	.347	5th (N/A)
3-Point FG Per Game	4.9	14th (340th)

Individual Rankings

Category/Player	Stat	SEC (NCAA)
Assists/Gilgeous-Alexander	4.3	6th (136th)
Def. Rebounds/Knox	4.8	T10th (241st)
Minutes/Knox	32.2	6th
Minutes/Gilgeous-Alexander	30.7	14th
Points/Knox	14.3	18th
Points/Diallo	13.3	20th
Steals/Gilgeous-Alexander	1.9	3rd (67th)

Upcoming in the SEC

Jan. 23-27

Contest	Time	TV Network
Tuesday, Jan. 23		
Arkansas at Georgia	6:30 p.m.	SEC Network
Vanderbilt at Tennessee	7 p.m.	ESPNU
Alabama at Ole Miss	8:30 p.m.	SEC Network
Texas A&M at LSU	9 p.m.	ESPNU
Mississippi State at Kentucky	9 p.m.	ESPN
Wednesday, Jan. 24		
South Carolina at Florida	7 p.m.	SEC Network
Auburn at Missouri	9 p.m.	SEC Network
Saturday, Jan. 27		
Texas Tech at South Carolina	Noon	ESPN2
Baylor at Florida	Noon	ESPN
Ole Miss at Texas	2 p.m.	ESPN2
Georgia at Kansas State	2 p.m.	ESPNU
Oklahoma at Alabama	2:15 p.m.	ESPN
Tennessee at Iowa State	4 p.m.	ESPNU
TCU at Vanderbilt	4 p.m.	ESPN2
Texas A&M at Kansas	4:30 p.m.	ESPN
Oklahoma State at Arkansas	6 p.m.	ESPN2
LSU at Auburn	6 p.m.	SEC Network
Kentucky at West Virginia	7 p.m.	ESPN
Missouri at Mississippi State	8:30 p.m.	SEC Network

All times Eastern



NOTES

Honoring the Cats

Hamidou Diallo

- SEC Freshman of the Week (Dec. 18)
- John R. Wooden Award Preseason Top 50
- Naismith Trophy Preseason Watch List
- Oscar Robertson Trophy Preseason Watch List
- Preseason All-SEC First Team (Media)
- Preseason All-SEC Second Team (Coaches)
- Jerry West Award Preseason Watch List
- Blue Ribbon College Basketball Yearbook Preseason All-American Fourth Team

Shai Gilgeous-Alexander

- SEC Freshman of the Week (Jan. 15)
- Bluegrass Sports Commission MVP of Kentucky-Louisville game
- NetScouts International Player of the Week on Jan. 2

Kevin Knox

- Lute Olson Award Midseason Watch List
- John R. Wooden Award Preseason Top 50
- Naismith Trophy Preseason Watch List
- Oscar Robertson Trophy Preseason Watch List
- Preseason All-SEC First Team (Coaches)
- Preseason All-SEC Second Team (Media)
- Julius Erving Award Preseason Watch List

Nick Richards

- Kareem Abdul-Jabbar Award Preseason Watch List

PJ Washington

- Karl Malone Award Preseason Watch List

Tracking the Cats

Charges Drawn

- Shai Gilgeous-Alexander - 1
- Wenyen Gabriel - 1
- Quade Green - 1
- Nick Richards - 1

First Sub

- Wenyen Gabriel - 10
- Sacha Killeya-Jones - 10
- Shai Gilgeous-Alexander - 7
- Quade Green - 1
- Tai Wynyard - 1

Shot-Clock Violations

- Forced by Kentucky - 13
- Forced by Opponent - 6

Traditional 3-Point Plays

- Hamidou Diallo - 8
- Shai Gilgeous-Alexander - 5
- Kevin Knox - 5
- PJ Washington - 5
- Wenyen Gabriel - 2
- Sacha Killeya-Jones - 1
- Nick Richards - 1

Clutch Free Throws

Free-throw totals during a single-digit game with 5:00 to play or OT:

Player	FTs (Pct.)
Sacha Killeya-Jones	2-2 (.1000)
Quade Green	5-6 (.833)
Kevin Knox	12-16 (.750)
Shai Gilgeous-Alexander	4-6 (.667)
PJ Washington	10-22 (.455)
Hamidou Diallo	3-11 (.273)
Wenyen Gabriel	1-4 (.250)
Kentucky	37-67 (.552)

No. 18 Kentucky Falls to Visiting Florida

Wenyen Gabriel scored 10 points and grabbed seven rebounds, while Shai Gilgeous-Alexander added 10 points, but No. 18/16 Kentucky lost to Florida 66-64 on Saturday night in Rupp Arena.

Kentucky (14-5, 4-3 SEC) got nine points from Kevin Knox, while Nick Richards added eight points and nine rebounds for the Wildcats. The game was tied 12 times and there were four lead changes in the game, which was played in front of a season-high 24,394 fans. Kentucky used its size advantage to outrebound Florida 49-38, and the Wildcats also outscored the Gators in the paint 38-26.

The first half featured seven ties and two lead changes. Kentucky had the biggest advantage of the half, as the Wildcats used a 7-0 run to take a 28-20 lead with 5:05 left in the half. However, Florida answered with a 9-0 run to take a 29-28 lead with 2:20 left in the half. Florida would lead 33-31 at the break.

In the second half, Florida went on a 10-2 run early to take a 45-37 lead. Kentucky fought its way back and the Wildcats eventually tied the game 51-51 on a free throw by Richards. Kentucky would take a 56-53 lead on a 3-pointer by Gilgeous-Alexander. But Florida had the answer again, scoring the next five points to lead 58-56 with 3:29 left.

The game was tied 58-58 when Florida scored six straight to lead 64-58 with 44 seconds remaining. Knox hit a 3 to cut the lead to 64-61 with 34 seconds left in the game. After Florida got a pair of free throws from Jalen Hudson, it was Gabriel hitting a 3-pointer for the Cats to cut the lead to 66-64 with 27 seconds remaining.

After Florida missed a pair of free throws with 19 seconds left, Kentucky had a chance to tie or win. But both Quade Green and PJ Washington missed, and Florida was able to run out the clock.

NOTABLES:

- UK had a pair of home winning streaks broken. UK had won 16 in a row at Rupp Arena and won 30 consecutive games against SEC opponents
- Kentucky outrebounded Florida 49-38. This is the first time this season UK lost despite winning the rebounding. The Wildcats are 13-1 this season when winning the battle of the boards
- UK is 41-9 under Coach John Calipari in bounce-back games after losses, including 3-1 this season. This is the first time this season UK has lost consecutive games
- ESPN's popular traveling show, College GameDay, was broadcast from Rupp Arena. It was the 15th time that GameDay has hosted from a UK game, including the seventh time at Rupp Arena
- UK will be involved in back-to-back GameDays as the road show makes its way to Morgantown, West Virginia, for UK's game on Saturday at West Virginia. It will be the 16th time overall Kentucky will be featured on GameDay, second only to North Carolina (17)

Coaches vs. Cancer Game

Kentucky coaches and staff will be wearing sneakers on Tuesday vs. Mississippi State as a part of the annual Coaches vs. Cancer Suits and Sneakers Week.

Coaches vs. Cancer Suits and Sneakers Week is a nationwide event when basketball coaches across the country unite for a common cause – saving lives from cancer. Coaches and their staff across the nation wear sneakers with their suits during games to raise awareness and help save lives from cancer by raising funds and encouraging people to educate themselves about cancer prevention, screening and early detection.

The Coaches vs. Cancer program is a nationwide collaboration between the American Cancer Society and the National Association of Basketball Coaches. This initiative leverages the personal experiences, community leadership, and professional excellence of coaches nationwide to increase cancer awareness and promote healthy living through year-round awareness efforts, fundraising activities, and advocacy programs. Since 1993, coaches have raised more than \$100 million for the American Cancer Society.

Wildcats Welcome Midseason Addition of Jarred Vanderbilt

Jarred Vanderbilt has been on the roster all season, but his presence in the lineup is expected to feel like a midseason addition with the freshman forward returning from a left foot injury. The injury kept him out of the first 17 games of the season.

Vanderbilt made his debut at South Carolina after suffering the injury in late September. In 14 minutes of action, Vanderbilt looked the part of a player who can make an immediate impact on this team. He posted six points, five rebounds and a team-high three assists -- numbers that don't tell the whole story of just how active he was at both ends of the floor. He made his home debut against Florida where he chipped in four points and six rebounds.

In recent weeks, head coach John Calipari raved about his presence in practice and mentioned that he didn't remember how physical Vanderbilt being. Equipped with elite ball-handling skills, especially for someone listed as a 6-foot-9 forward, Vanderbilt has the ability to play "point forward" -- and was needed to against South Carolina.

Although the initial plan was -- and still is -- to ease him into games to get him caught up in the offense and because of a lack of conditioning, Vanderbilt was forced to run the point vs. the Gamecocks when the Wildcats' backcourt (already absent Quade Green because of a back injury) got into foul trouble. He played key minutes down the stretch vs. Florida.

It was announced at the end of September that Vanderbilt would be out until at least January after suffering the injury to his left foot. After consulting with his family and medical personnel, Vanderbilt decided to delay surgery and let the injury heal on its own.

Vanderbilt, a 6-foot-9 forward from Houston, was one of the top signees out of the 2017 class. A consensus top-20 prospect, Vanderbilt was ranked as high as the No. 9 overall prospect by 247Sports and the No. 12 overall player by Scout.

As a senior last season at Victory Prep Academy, Vanderbilt averaged 28.5 points, 13.4 rebounds and 8.8 assists. The lefty appeared in the McDonald's All American Game, the Jordan Brand Classic and the Nike Hoop Summit alongside the nation's top talent. He shined in the Nike Hoop Summit, posting 19 points and 10 rebounds while shooting 8 of 12 from the field.

Vanderbilt was also a member of the USA U16 National Team that captured the gold medal at the 2015 FIBA Americas U16 Championship.

Next Man Up

Even with the return of Jarred Vanderbilt, the Wildcats have already dealt with a season's worth of injuries and are still banged up.

Quade Green missed three games (Vanderbilt, Texas A&M and South Carolina) with a back strain and returned for 17 minutes against Florida. Tai Wynyard has had buzzard's luck when it comes to injuries this season. After missing UK's first exhibition game vs. Thomas More College with a facial injury, Wynyard has missed most of the last month with a back injury.

Jemarl Baker underwent left knee surgery on Oct. 27 and was expected to miss three months from the time of his surgery. He has started to work out recently.

Time to Start Some New Streaks

This week ended a few notable streaks for the Wildcats.

With the loss to Florida, Kentucky's 16-game home winning streak came to an end, as did its 30-game streak vs. Southeastern Conference foes at home and its 57-game winning streak vs. unranked opponents in Rupp Arena. The 30-game winning streak vs. conference foes was the fourth-longest such streak in school history and the longest of the John Calipari era.

Back-to-back losses last week also removed Kentucky from both major polls, including the Associated Press Top 25. Kentucky had been a part of 68 consecutive polls prior to falling out of the rankings on Jan. 22. It was the longest such streak under Calipari.

The streak began with the preseason poll prior to the 2014-15 season in which UK was ranked No. 1 for the entire season. Calipari's previous long streak included 61 consecutive polls, beginning with the preseason poll prior to the 2009-10 season and ending with the fourth poll during the 2012-13 season.



2017-18 Lead-Deficit Comparison

Opponent	Biggest Lead	Biggest Deficit	Biggest Run	Changes	Ties	Led	Trailed	Result
UTAH VALLEY	14 (2nd)	12 (2nd)	18-0	4	5	20:04	17:08	W, 73-63
VERMONT	14 (2nd)	2 (1st)	10-0	5	2	37:03	1:06	W, 73-69
vs. Kansas	2 (2nd)	11 (1st)	6-0	12	10	4:10	31:00	L, 65-61
ETSU	22 (2nd)	10 (1st)	16-0	3	0	25:10	14:26	W, 78-61
TROY	21 (2nd)	None	8-0	0	2	39:14	0:00	W, 70-62
FORT WAYNE	30 (2nd)	4 (1st)	15-0	8	2	33:16	4:14	W, 86-67
UIC	38 (2nd)	1 (1st)	10-0	2	0	39:30	0:20	W, 107-73
HARVARD	20 (2nd)	None	13-0	0	2	38:59	0:00	W, 79-70
vs. Monmouth	29 (2nd)	1 (1st)	13-0	2	0	39:28	0:18	W, 93-76
VIRGINIA TECH	8 (2nd)	8 (1st)	10-0	11	8	19:43	15:32	W, 93-86
vs. UCLA	8 (1st)	12 (2nd)	13-0	8	3	8:41	28:23	L, 83-75
LOUISVILLE	32 (2nd)	6 (1st)	12-0	4	4	30:44	6:18	W, 90-61
GEORGIA	7 (2nd)	8 (2nd)	8-0	5	4	6:48	28:08	W, 66-61
at LSU	7 (1st)	7 (2nd)	9-0	12	5	25:18	12:04	W, 74-71
at Tennessee	9 (1st)	11 (2nd)	8-0	5	7	19:17	13:58	L, 76-65
TEXAS A&M	6 (1st)	6 (2nd)	7-0	12	14	12:57	21:16	W, 74-73
at Vanderbilt	9 (1st)	4 (1st)	11-0	3	3	32:43	2:17	W, 74-67
at South Carolina	14 (2nd)	9 (1st)	12-0	4	7	19:34	16:14	L, 76-68
FLORIDA	8 (1st)	8 (2nd)	7-0	4	12	14:05	20:42	L, 66-64
MISSISSIPPI STATE								
at West Virginia								
VANDERBILT								
at Missouri								
TENNESSEE								
at Texas A&M								
at Auburn								
ALABAMA								
at Arkansas								
MISSOURI								
OLE MISS								
at Florida								
BIGGEST/MOST	38	12	18-0	12	14	39:30	31:00	
TOTALS						466:44	178:24	

Bounce Back

The Wildcats don't lose very often during the John Calipari era, but when they do, they almost always bounce back.

UK fell to 41-9 under Calipari following a loss after losing its first set of back-to-back games at South Carolina and Florida for the first time since falling in consecutive games to Tennessee and Kansas in 2016-17.

The Wildcats have only lost back-to-back games nine times during the Calipari era and they've never lost three in a row with Calipari on the sidelines, including avoiding a three-game skid despite trailing by 14 to Georgia in the first half on Jan. 31, 2017. The last time UK lost three games in a row was in February 2009 when the Wildcats dropped four straight games to end the regular season.

Kentucky's average margin of victory following consecutive losses under Calipari is 14.9 points.

S-E-C! S-E-C! S-E-C!

Kentucky has the unquestionable reputation as the league's gold standard. Since the SEC's inception in 1932-33, the Wildcats have been the most dominant team in the league, recording a 976-273 mark (.781) in regular-season conference play. Only two other teams have won more than 700 regular-season SEC games (Alabama and Tennessee), and no other team has a better winning percentage.

- UK has averaged 11.6 wins and only 3.2 losses per season in 84 seasons in the SEC
- Kentucky has won 48 SEC titles and 30 SEC Tournament championships
- The Wildcats have won 15 of the last 25 SEC Tournament titles
- UK has won at least a share of five of the last eight SEC regular-season championships under head coach John Calipari
- Kentucky has played in the championship game of the SEC Tournament in seven of Calipari's eight seasons following its 2017 title
- The SEC was 11-5 in NCAA Tournament games in 2017 with three teams in the Elite Eight
- Nine SEC schools have recruiting classes that ranked in the top 40 of ESPN's 2017 national rankings. A quarter of all ESPN's top 100 players signed with SEC schools
- Three SEC teams are ranked in the Associated Press Top 25 and four are receiving votes, a testament to the league's strength this season
- Nine SEC teams are in the top 54 of the NCAA's RPI, through games on Jan. 20, and 11 rank in the top 100

Tough Road in League Play

For the first time since the 1976-77 season, the Wildcats have won each of their first four Southeastern Conference games by seven points or less. UK edged out Georgia by five, LSU by three, Texas A&M by one and Vanderbilt by seven.

The 1976-77 team's wins came by margins of five, two, seven and two. The fifth victory for that squad was a 15-point margin over LSU.

Should Kentucky's next win come by seven points or less, it would mark the first time in program history the first five SEC wins came by margins of seven points or fewer.

On the whole, UK is 4-2 in games decided by five and 3-1 in league play.

ESPN College GameDay at West Virginia

With the Florida-Kentucky game as its backdrop, ESPN College GameDay was in Rupp Arena for Saturday's game and announced that the Kentucky-West Virginia matchup would be its next destination next week in Morgantown, West Virginia.

Next week will be UK's 16th ESPN College GameDay appearance overall, behind only North Carolina (17). Kentucky has made at least one appearance in eight straight seasons. This will mark the third consecutive year that Kentucky will appear on College GameDay twice in a single season.

Following a loss to Florida, Kentucky is now 5-10 in College GameDay appearances.

Kentucky Picked to Win 49th SEC Title

A select panel of media voted the Wildcats to once again win the Southeastern Conference championship. Should Kentucky achieve that standard, it would mark the sixth regular-season title under Calipari and the program's 49th overall.

It's the 13th time since the 1998-99 season the Wildcats are the overall preseason favorite. UK was picked to win the title a season ago and did not disappoint. Calipari has directed his teams to regular-season SEC crowns in 2010, 2012, 2015, 2016 and 2017.

Each school selected media members that cover their team and additional media from across the nation were selected by the conference office to comprise the voting panel. Points were compiled on a 14-13-12-11-10-9-8-7-6-5-4-3-2-1 basis. Each media member also voted for two All-SEC teams.



NOTES

CATS IN THE NBA

At the beginning of the 2017-18 season, 27 former Wildcats were on an opening-day roster, more than any other school in the country. The following listing is as of Jan. 20.

Name	Team
Bam Adebayo	Miami Heat
Eric Bledsoe	Milwaukee Bucks
Devin Booker	Phoenix Suns
Willie Cauley-Stein	Sacramento Kings
DeMarcus Cousins	New Orleans Pelicans
Anthony Davis	New Orleans Pelicans
De'Aaron Fox	Sacramento Kings
Andrew Harrison	Memphis Grizzlies
Dakari Johnson	Oklahoma City Thunder
Enes Kanter	New York Knicks
Michael Kidd-Gilchrist	Charlotte Hornets
Brandon Knight	Phoenix Suns
Skal Labissiere	Sacramento Kings
DeAndre Liggins	New Orleans Pelicans
Trey Lyles	Denver Nuggets
Jodie Meeks	Washington Wizards
Darius Miller	New Orleans Pelicans
Malik Monk	Charlotte Hornets
Jamal Murray	Denver Nuggets
Nerlens Noel	Dallas Mavericks
Patrick Patterson	Oklahoma City Thunder
Alex Poythress	Indiana Pacers
Julius Randle	Los Angeles Lakers
Rajon Rondo	Sacramento Kings
Karl-Anthony Towns	Minnesota Timberwolves
Tyler Ulis	Phoenix Suns
John Wall	Washington Wizards
James Young	Philadelphia 76ers

Several former Wildcats are among the NBA league leaders in the major statistical categories. Stats are through Jan. 20. Former UK players are in **BOLD**.

Points Per Game

1. James Harden (Rockets) - 31.5
- 4. Anthony Davis (Pelicans) - 26.5**
- 6. Devin Booker (Suns) - 25.3**
- 17. DeMarcus Cousins (Pelicans) - 25.2**

Rebounds Per Game

1. Andre Drummond (Pistons) 15.1
- 3. DeMarcus Cousins (Pelicans) - 12.6**
- 5. Karl-Anthony Towns (Timberwolves) - 12.0**
- 8. Anthony Davis (Pelicans) - 10.6**
- 11. Enes Kanter (Knicks) - 9.9**

Assists Per Game

1. Russell Westbrook (Thunder) - 10.1
- 2. John Wall (Wizards) - 9.3**

Steals Per Game

1. Paul George (Thunder) - 2.16
- T1. Eric Bledsoe (Bucks) - 2.16**
- T16. DeMarcus Cousins (Pelicans) - 1.58**

Blocks Per Game

1. Kristaps Porzingis (Knicks) - 2.38
- 3. Anthony Davis (Pelicans) - 2.08**
- 17. DeMarcus Cousins (Pelicans) - 1.56**
- 17. Karl-Anthony Towns (Timberwolves) - 1.56**

Field-Goal Percentage

1. Clint Capela (Rockets) - .666
- 4. Enes Kanter (Knicks) - .597**
- 7. Anthony Davis (Pelicans) - .557**
- 11. Julius Randle (Lakers) - .548**
- 15. Karl-Anthony Towns (Timberwolves) - .541**

Free-Throw Percentage

1. Courtney Lee (Knicks) - .965
- 3. Jamal Murray (Nuggets) - .921**
- 12. Devin Booker (Suns) - .883**

3-Point Field-Goal Percentage

1. Jayson Tatum (Celtics) - .457
- 16. Darius Miller (Pelicans) - .424**
- 18. Trey Lyles (Nuggets) - .422**

Double-Doubles

- 1. Karl-Anthony Towns (Timberwolves) - 40**
- 2. DeMarcus Cousins (Pelicans) - 35**
- 18. Anthony Davis (Pelicans) - 24**
- T14. Enes Kanter (Knicks) - 18**
- T20. John Wall (Wizards) - 15**

Historically Young

It seems like with every John Calipari team youth is the story, but this year's team is on a whole new level.

Zero seniors. Eight freshmen. Nearly 93 percent of last season's scoring and almost 77 percent of the rebounding gone. And the leading returner, Wenyen Gabriel, averaged just 4.6 points and 4.8 rebounds a year ago.

The Wildcats began the season with 0.18 years of experience in the KenPom.com experience rankings. Not only is that the least experience of any team this season, it's the most inexperienced team since KenPom.com began tracking its experience rankings in 2006-07. As the season has progressed, UK now has 0.19 years of experience, through games on Jan. 20.

For another perspective, only Mississippi Valley State (386) and Pittsburgh (648) return fewer minutes from last season than the Wildcats (890), according to a survey sent to all Division I men's basketball schools.

Even for a Calipari-coached team, this team is extremely young. Entering the 2017-18 season, the average age of the Wildcats' roster is just 19.43 years old. In an updated survey, no other team is younger than the Cats after Chattanooga added a player to its roster at the semester.

Although all of Calipari's teams have been young, they've all had some sort of veteran presence. The 2010 team with John Wall and DeMarcus Cousins had Patrick Patterson. The 2012 national title squad featured Darius Miller. The unforgettable 2015 team that flirted with an undefeated season had Willie Cauley-Stein and Alex Poythress.

In another survey, Kentucky's lineup features more underclassmen without a senior on the roster than any other school in the country. The Wildcats are one of just a handful of schools without any seniors on the roster and are tied for the fewest amount of upperclassmen (juniors and seniors) with just two. It's worth noting that those upperclassmen are walk-ons.

Freshman Production Better Than Ever

Coach John Calipari's youngest team during his tenure and the youngest among all of college basketball this season is quickly growing up and contributing at an unprecedented rate.

With no other choice than to produce after mass losses from the 2016-17 team, this group of freshmen is being relied upon more than any other freshman class under Calipari. The freshmen are producing 79.2 percent of the minutes, 85.9 percent of the scoring load and 69.4 percent of the rebounding numbers.

The Wildcats' top six scorers are all freshmen and six of the top eight rebounders are first-year players. UK is the only school in the country with six freshmen leading the team in scoring.

Outside of blocks per game, this version of the young Cats leads in every other category in average production from the freshmen. The three teams that are better in blocks per game featured two of the best shot blockers in school history in Anthony Davis and Nerlens Noel. The other squad? The 2010 team featuring John Wall, DeMarcus Cousins and Eric Bledsoe.

Here's a look at UK's freshman production vs. other freshman classes under Calipari:

Year	PPG	RPG	APG	SPG	BPG	Year	PPG	RPG	APG	SPG	BPG
2017-18	66.1	26.8	13.1	4.7	3.5	2012-13	40.3	22.9	5.3	3.6	5.9
2016-17	54.5	20.0	8.2	3.3	3.4	2011-12	41.3	22.2	8.3	3.4	6.3
2015-16	38.6	16.5	5.9	2.7	2.7	2010-11	45.6	15.1	7.4	2.4	2.3
2014-15	33.4	15.2	6.6	2.3	2.8	2009-10	46.3	20.7	10.7	4.7	3.9
2013-14	61.5	26.4	9.6	3.2	2.5						

The Cal-Zone?

John Calipari isn't shy in voicing his aversion to zone defenses. The way he explains it, it doesn't hold players personally accountable like man-to-man defense does and it isn't the defense his players will have to play if they are fortunate enough to make it to the NBA.

But, as Calipari has conceded at times this season, he also has a responsibility to win, and the best way to do that with this team given its length may just be to use a zone from time to time.

According to Synergy Sports, UK has played zone defense on 20.6 percent of its defensive possessions this season, by far the most of the Calipari era at Kentucky. The 2013-14 team played zone 5.3 percent of the time, but no other Calipari team featured it more than 3.4 percent of the time.

Calipari is still primarily a man-to-man defensive coach, but the success of the zone has given the Wildcats a change-of-pace defense it can go to at times.

"The issue becomes I have a responsibility to teach these kids how to play pick-and-roll defense, how to stay in front of people, man-to-man," Calipari said after the Utah Valley game. "I mean, from here on there is no more zone. I mean, they're going to have to learn. But I also have a responsibility to win, so I'll play as much as I have to, to win a game. ... Whatever this team needs, I'm going to have to do."

Shai Super Sixth Man (and Super Starter)

Technically Shai Gilgeous-Alexander is Kentucky's sixth man, but that's by design and not because he hasn't earned the right to start.

With Gilgeous-Alexander's ability to affect the game in a number of ways, John Calipari prefers to bring him off the bench

Measurables

Top Wing Span

1. Nick Richards - 7'5"
2. PJ Washington - 7'3"
3. Sacha Killeya-Jones - 7'2"
4. Jarred Vanderbilt - 7'1"
- T5. Hamido Diallo - 7'0.25"
- T5. Kevin Knox - 7'0.25"

Maximum Vertical

1. Hamidou Diallo - 44.5"
2. PJ Washington - 43.0"
3. Jarred Vanderbilt - 39.5"
- T4. Wenyen Gabriel - 37.5"
- T4. Kevin Knox - 37.5"

Top Hand Width

1. Sacha Killeya-Jones - 11.0"
2. Nick Richards - 10.5"
3. PJ Washington - 10.25"
- T4. Jarred Vanderbilt - 10.0"
- T4. Tai Wynyard - 10.0"

Top Reach

1. Nick Richards - 9'2.50"
2. Sacha Killeya-Jones - 9'2"
- T3. Wenyen Gabriel - 9'0"
- T3. Kevin Knox - 9'0"
- T3. Jarred Vanderbilt - 9'0"
- T3. Tai Wynyard - 9'0"

No-Step Vertical

1. Hamidou Diallo - 36.0"
2. PJ Washington - 35.5"
3. Jarred Vanderbilt - 34.0"
4. Wenyen Gabriel - 32.5"
5. Nick Richards - 32.0"

3/4 Court Sprint

1. Hamidou Diallo - 3.10
2. Kevin Knox - 3.22
3. Jarred Vanderbilt - 3.28
4. Shai Gilgeous-Alexander - 3.29
5. Wenyen Gabriel - 3.32



so he can plug any holes with his do-it-all sixth man. However, he's stepped into the role as starter in place of Quade Green while he missed three Southeastern Conference games and again vs. Florida as Green eased his way back into the lineup.

In those four games as a starter, Gilgeous-Alexander is averaging 13.5 points, 4.5 rebounds and 4.3 assists in 35.2 minutes of action. In the road win at Vanderbilt, he scored a game-high 22 points, while also dishing out six assists. He scored or assisted on 13 of UK's 23 made field goals.

Whether he's serving as the man running the show or the energy guy off the bench, he's changing the game in a multitude of ways. First, there's the defense. Gilgeous-Alexander is averaging 1.9 steals per game through UK's first 19 games. Under Calipari, John Wall's 1.8 steals and 66 for the season are the most of any player. Gilgeous-Alexander currently is third among all Southeastern Conference players with 36 steals (through games on Jan. 20).

But what has really taken Gilgeous-Alexander's game to another level in recent games is his poise and consistency on the offensive end.

The Canadian was Kentucky's best player during five critical wins vs. Louisville, Georgia, at LSU, Texas A&M and at Vanderbilt. He averaged a team-best 20.2 points per game during those victories, including back-to-back games of 20 points or more vs. Louisville and Georgia and another at Vanderbilt.

The back-to-back games of 20 points or more vs. Louisville and Georgia marked the first time a player has scored 20 or more points off the bench since Deron Feldhaus turned the trick Jan. 21 and 25, 1992. Gilgeous-Alexander nearly made it three in a row with 18 points in Baton Rouge, Louisiana, in the Wildcats' first road victory of the season.

He's been particularly good with the game on the line, averaging 12.0 points in the second half of those games on 59.4-percent shooting and 21 of 26 from the free-throw line in those five wins.

And although he's not Kentucky's starting point guard, he leads the team in assists with a 4.3 average and has led the team in assists in 11 games.

Said Calipari after the effort against Georgia: "He's our best player. The greatest thing about him, he's coming off the bench and not saying anything. Doesn't worry about his shots or anything. He's just playing."

Feldhaus has long been considered one of UK's best off the bench during the "Unforgettables" run, while Darius Miller, Kyle Wiltjer and Devin Booker were selected as UK's only winners of the SEC's Sixth Man of the Year during their respective seasons.

How does Gilgeous-Alexander measure up statistically with some of those sixth-man greats over the last 30 years?

	MPG	PPG	RPG	SPG	BPG	APG	FG%
Gilgeous-Alexander (2017-18)	30.7	11.9	3.7	1.9	0.4	4.3	48.2
Deron Feldhaus (1991-92)	25.9	11.4	3.8	1.0	0.1	2.3	47.6
Darius Miller (2011-12)	26.1	9.9	2.8	0.8	0.3	2.1	47.4
Kyle Wiltjer (2012-13)	23.8	10.2	4.2	0.4	0.4	1.5	42.1
Devin Booker (2014-15)	21.5	10.0	2.0	0.4	0.1	1.1	47.0

Weight Went Down and the Numbers Went Up for Washington

It started with losing 15 pounds in the two weeks leading up to the Monmouth game (thanks to grueling treadmill sessions before practice each day). Then the numbers started to go up. And now the leadership has followed.

PJ Washington has emerged as a leader for this Kentucky team, according to head coach John Calipari. As he's played well recently, so have the Wildcats.

"PJ is not even the same player he was a month and a half ago, would you say?" John Calipari said after the home win over Texas A&M. "He's not even the same player."

Numbers wise, he certainly isn't. Since shedding the weight and growing more comfortable in his role in the offense, Washington has averaged 12.4 points and 1.3 blocks over the last 11 games. He averaged 8.4 points and 0.9 blocks in the previous eight.

Washington's value was probably best represented in the loss at Tennessee. In the first half, Washington was dominant with 11 points and three steals. As a result, UK ran out to a 37-29 lead at halftime. In the second half, however, Washington's legs cramped up and he missed most of the second half. The Wildcats had no answer without him and were outscored by 19 after halftime, the biggest second-half margin of defeat in the Calipari era.

"Can you see how bad we were missing him at Tennessee in the second half?" Calipari said after Washington made key buckets down the stretch in a one-point win over Texas A&M. "Had no chance of winning the game without him on the floor at least 15 minutes. No chance."

Calipari called Washington the toughest player on the team following the victory vs. the Aggies and is counting on him to take the leadership reins of the team.

"I just asked him, he has to take the leadership of this team," Calipari said. "He has to do it now. He's the toughest guy. If a guys is not doing what he has to, you have the ability and the right now to tell him."

Schedule Presents Early Lessons

Kentucky certainly didn't ease into its 2017-18 schedule.

The Wildcats opened the season with three games in five days, including a matchup vs. Kansas in Chicago for the State Farm Champions Classic. UK played three more over a six-day stretch and six total games in 13 days. All told, the Wildcats played seven games in 17 days to start the season.

After that busy stretch, Kentucky played just five games in 33 days, concluding with Louisville. That gave the Wildcats considerably more time between games, an important development for a team that wasn't able to get on the practice court all that much early in the season to fix any problems and improve. Part of that period took place while classes were out of session, allowing for John Calipari to institute what he calls "Camp Cal."

During that time period when there are no restrictions on practice hours and the Wildcats are free of any academic responsibilities, the Wildcats often practice two times a day and sometimes even three if one includes a workout session with strength and conditioning coach Rob Harris. The team basically eats, sleeps and drinks basketball during that time of the season, and it's often when Calipari's teams improve the most.

But now that the conference season is here, the Wildcats are busy again. They had a quick

UK's Record vs. AP Ranked Opponents and as an AP Ranked Opponent Under Coach Cal

Kentucky (RK)	Opponent Rank																									RV	NR	TOTAL
	1	2	3	4	5	6	7	8	9	10	11	12	13	14	15	16	17	18	19	20	21	22	23	24	25			
1	-	0-1	0-1	1-0	2-0	2-0	-	2-0	1-0	-	0-1	-	-	-	2-0	1-0	1-0	-	1-0	3-0	1-0	-	-	-	6-2	46-2	69-7	
2	-	-	-	-	1-0	0-1	-	-	-	-	-	1-0	1-0	-	1-0	1-0	-	0-1	-	-	-	-	-	-	4-0	22-0	31-2	
3	-	-	-	-	-	-	-	-	0-1	-	-	1-0	-	-	-	-	-	-	-	0-1	-	-	-	-	-	1-0	17-0	19-2
4	-	0-1	-	1-0	-	-	-	-	-	-	-	-	-	1-0	-	-	-	-	-	-	-	-	-	-	1-0	1-0	6-2	10-3
5	-	-	-	-	-	-	-	-	-	-	1-0	-	-	-	-	-	-	-	-	-	-	-	-	1-0	-	-	8-0	10-0
6	-	-	-	-	0-1	-	1-0	1-0	-	0-1	-	-	-	-	-	-	-	-	1-0	-	-	-	-	-	1-0	1-0	6-0	10-2
7	-	-	-	0-1	-	-	-	-	-	-	-	-	-	-	-	-	-	-	-	-	-	-	-	-	-	-	2-1	2-2
8	-	-	-	-	-	-	-	-	-	-	-	-	1-0	-	-	-	-	-	-	-	-	-	-	0-1	-	2-3	11-0	14-4
9	-	-	-	-	-	-	-	-	-	-	-	-	-	-	-	-	-	-	-	-	-	-	-	-	-	-	3-1	3-1
10	-	-	-	-	-	-	-	-	-	-	-	-	0-1	-	-	-	-	-	-	-	-	-	-	-	0-3	4-1	4-5	
11	1-0	-	-	-	-	-	1-0	0-1	-	-	-	1-0	-	-	-	-	0-1	-	-	-	-	2-0	-	-	-	6-1	11-3	
12	-	-	-	-	-	-	-	-	-	-	-	-	-	-	1-0	-	-	-	-	-	-	-	-	-	1-0	1-1	3-1	
13	-	-	-	-	-	-	-	-	-	-	-	-	-	-	-	-	-	-	-	-	-	-	-	-	-	6-1	6-1	
14	-	-	0-1	-	-	-	-	-	-	-	-	-	-	-	-	-	-	-	-	-	-	-	-	-	1-1	7-1	8-3	
15	-	-	-	-	-	-	-	-	-	-	-	1-0	-	-	-	-	-	-	-	-	-	-	-	-	1-0	3-0	5-0	
16	-	-	-	-	-	-	-	-	-	-	-	-	-	-	-	1-0	-	-	-	-	-	-	-	-	1-0	4-1	6-1	
17	-	-	-	-	-	-	-	-	-	-	-	-	-	-	-	-	-	-	-	-	-	1-1	-	-	-	3-2	4-3	
18	-	-	-	-	-	-	-	-	-	-	-	-	-	-	-	-	-	-	-	-	-	0-1	-	-	1-1	4-2	5-3	
19	-	-	-	1-0	-	-	-	-	-	-	-	-	-	-	-	-	-	-	-	-	-	-	-	-	-	1-0	2-0	
20	-	-	-	0-1	-	-	-	-	-	-	-	-	-	-	-	-	-	-	-	-	1-0	-	-	-	-	3-1	4-2	
21	-	-	-	-	-	-	-	-	-	-	-	-	-	-	-	-	-	-	-	-	-	-	-	-	1-0	1-0	2-0	
22	-	-	-	-	-	-	-	-	-	-	-	1-0	-	-	-	-	-	-	-	-	-	-	-	-	1-0	5-1	7-1	
23	-	-	-	-	-	-	-	-	-	-	-	-	-	-	-	-	-	-	-	-	-	-	-	-	-	2-0	2-0	
24	-	-	-	-	-	-	-	-	-	-	-	-	-	-	-	-	-	-	-	-	-	-	-	-	-	-	-	
25	0-1	-	-	-	-	-	0-1	-	-	-	-	-	-	-	-	-	-	-	-	-	-	-	-	-	-	1-1	1-3	
RV	0-1	1-0	-	-	1-0	-	1-0	-	-	-	-	1-0	-	-	-	-	0-1	-	-	-	-	-	-	-	-	3-0	7-2	
NR	-	-	-	0-1	-	-	-	-	-	-	1-0	-	-	-	1-0	-	-	-	-	-	-	-	-	-	-	-	2-1	
TOTAL	1-2	1-2	0-2	3-3	4-1	2-1	3-1	3-0	1-2	1-1	1-1	4-0	4-0	1-1	1-0	4-0	3-0	1-2	1-1	1-1	4-0	3-0	1-2	1-1	1-0	-	Total	247-52
																											Total	50-24



NOTES

turnaround with just one day in between its game with Louisville before playing Georgia. UK's game at Tennessee was Kentucky's fourth in eight days. UK will follow the format of two games a week for the rest of the season.

Camp Cal concluded with classes back in session on Jan. 10.

Wildcats Near End of Solid Nonconference Schedule

Kentucky's young team was put to the test early and often with another formidable nonconference schedule.

Twelve of UK's 13 nonconference opponents made a postseason tournament in 2017, including eight who made the NCAA Tournament. Three of those advanced to the Sweet 16 or better.

Five nonconference teams finished the 2016-17 season with an RPI in the top 50 and four ended the season in both the Associated Press Top 25 and USA Today Coaches Poll. All told, Kentucky's 2017-18 nonconference opponents combined for a record of 314-134 in 2016-17, a .701 winning percentage.

As of games through Jan. 17, UK's nonconference schedule ranked 18th in the country in the NCAA's RPI report.

Kentucky's nonconference schedule saw the Wildcats play in premier venues such as the United Center in Chicago (vs. Kansas) and Madison Square Garden in New York (vs. Monmouth), took them to a Big Blue Nation favorite in New Orleans (vs. UCLA), and still features a difficult trip to Morgantown, West Virginia, to play the West Virginia Mountaineers in January.

And that doesn't even include an arduous league schedule in what is expected to be a much-improved Southeastern Conference.

A quarter of ESPN's top-100 recruits in the 2017 class signed to play in the SEC. The league is coming off a season in which its teams combined to go 11-5 in the NCAA Tournament and had three teams advance to the Elite Eight.

Seven UK opponents entered the 2017-18 season ranked in one or both of the major polls, including three top-10 opponents.

Tall Order Facing These Cats

John Calipari has said before that you can teach shooting, defense and effort, among other things, but you can't teach height and you can't teach length. This group of Wildcats has both.

The average wingspan of this Kentucky team is just over 6-foot-9. Take out walk-ons Jonny David and Dillon Pulliam and the average wingspan of the scholarship players increases to more than 6-10.

Seven players on the roster have a wingspan of 7 feet or more, making this is a potentially devastating shot-blocking team.

Just in terms of pure height, the Wildcats average better than 6-6 in height. According to kenpom.com, UK's average playing height of 79.0 inches is the fourth tallest in the country. Syracuse, San Jose State, and Duke are the only teams taller than the Cats. The Orange lead the country at 79.8.

Always Efficient

According to Ken Pomeroy's calculations on kenpom.com, UK's teams under John Calipari have consistently ranked among the most efficient teams in the country per possession.

Year	Offense (Rank)	Defense (Rank)	Overall
2018	111.5 (59)	94.7 (28)	33rd
2017	119.1 (12)	91.4 (7)	4th
2016	120.4 (5)	98.0 (53)	6th
2015	119.3 (5)	86.5 (2)	1st
2014	117.6 (10)	96.9 (41)	11th
2013	108.8 (42)	99.1 (129)	42nd
2012	122.9 (2)	88.2 (9)	1st
2011	118.1 (7)	90.4 (15)	6th
2010	116.1 (15)	86.2 (6)	3rd

numbers through Jan. 20

Efficiency is the Name of the Game

National analysts pointed to the Wildcats' shooting as a perceived weakness heading into the 2017-18 season. As it turns out, it may be a strength. Through 19 games, UK is shooting 48.1 percent from the floor, ranked 40th in the country (as of games played through Jan. 20).

Kentucky's shooting numbers were boosted by back-to-back 60-percent shooting performances vs. Fort Wayne and UIC. It was the first time a team in the John Calipari era shot 60 percent or better in back-to-back games. It was also the first time UK shot 60 percent or better in consecutive games since turning the trick against High Point and North Carolina in 2002.

Kentucky utilized a 60.0-percent clip against Fort Wayne and then shot 66.7 percent against UIC. Both of those numbers rank among the top 10 all-time under Calipari. The output against UIC was the second highest in the Calipari era, trailing only a 67.7-percent mark against LIU-Brooklyn during the 2012-13 season.

Three is Better Than Two

Kentucky and UNLV went back and forth all season long last year for the claim of having the longest active streak of consecutive games with a made 3-pointer. Fittingly, both schools reached a historic milestone -- 1,000 straight games -- within a few hours of each other.

UK just beat out the Runnin' Rebels by mere hours, becoming the first school ever to hit a 3-pointer in 1,000 straight games with a trey at Alabama on Feb. 11, 2017. Malik Monk,

UK's leader in 3-point field goals last season, got the Wildcats to 1,000 straight games with a 3-pointer from the right wing with 15:26 to go in the first half. UNLV would match it later in the day.

Kentucky passed UNLV for the nation's longest active streak of consecutive games with a made 3-pointer in its final game of 2015-16. UK has now knocked down at least one 3-pointer in 1,032 consecutive games. UNLV has hit one in 1,025 straight, through games on Jan. 20.

The Cats' last game without a made 3-pointer came against Seton Hall on Nov. 26, 1988 a "three-point" loss in the Great Alaska Shootout. The streak began on Nov. 28, 1998, in an 89-71 win vs. California.

The Wildcats' record during the 1,032-game streak is 797-235.

Knowing When to Shoot the 3 is Important, Too

Kentucky is currently taking the fewest number of 3-point shots in the John Calipari era but until back-to-back poor nights was shooting it at one of the most efficient rates in Calipari's nine seasons.

As of games played on Jan. 20, Kentucky is attempting a 3-point shot on just 24.8 percent of its total field-goal attempts, far and away the lowest of the Calipari era. As a matter of fact, that's ranked 348th out of 351 teams in the country, according to KenPom.com.

Prior to back-to-back nights where the Cats shot 9.1 percent (South Carolina) and 23.5 percent (Florida), UK was having success when it was shooting 3-pointers. Before those two games, UK was shooting it at a 36.2-percent rate. UK is now shooting it with a 34.3-percent clip.

UK's program record low for percentage of 3-point attempts is 13.7 percent in 1987-88, just the second year of existence for the 3-point shot. Only one other team (1988-89) had a rate less than 20 percent at 16.9 percent.

Kentucky's current rate is the lowest since Kentucky attempted a 3-pointer on 27.2 percent of its attempts during the 1995-96 season. That same team holds the program record for the best 3-point field-goal percent with a 39.7 rate.

Here's a look at UK's percentages of 3-point attempts and 3-point field-goal percentages in the Calipari era:

Year	Pct. of FG Attempts that were 3-pointers	3-Point FG Pct.
2009-10:	.313	.331 (lowest)
2010-11:	.324 (highest)	.397 (highest)
2011-12:	.265	.378
2012-13:	.293	.346
2013-14:	.276	.332
2014-15:	.271	.349
2015-16:	.310	.366
2016-17:	.316	.353
2017-18:	.248 (lowest)	.343

Cats Deliver the Knockout Punch

UK is 223-5 (.978) in the John Calipari era when leading by at least 10 points at any time in the contest.

When Kentucky failed to put away South Carolina on Jan. 16 after leading by as many as 14 points in the second half, it was the first time the Wildcats let a double-digit lead wind up in a loss since losing two such games in the 2015-16 campaign.

Kentucky also blew two double-digit leads during the 2012-13 season. Four of the five losses have been to conference opponents.

Perhaps most impressive of all is that 71.0 percent of games Calipari has coached in at Kentucky have produced 10-point leads at some point during the game for UK. The Wildcats have led by 10 points or more in a whopping 84.8 percent of Calipari's 263 career wins at Kentucky.

Big-Game Cal, Cats

John Calipari's teams aren't just good against the best teams in the country, they're great. Not only does Kentucky have a 50-24 record (.676) vs. Associated Press Top 25 teams, UK is 5-3 when both teams are ranked in the AP top five under Calipari.

All-time, Calipari is 11-7 when both teams are ranked in the AP top five. When both teams are ranked in the AP Top 25, Calipari's all-time record is 75-48, including a 44-20 mark at Kentucky. When both are ranked in the top 10 he has a 24-15 record, including 13-8 at UK.

Taking Care of Business

Kentucky's 50-24 record vs. opponents ranked in the Associated Press Top 25 in John Calipari's tenure is impressive, but the Wildcats' ability to beat all-comers can't be overlooked. Under Calipari, UK is 213-34 vs. unranked competition, an .862 winning percentage.

UK has three losses to unranked opponents this season. It's the first time UK has had multiple losses to unranked teams since the 2015-16 season.

Hold Them to 55

Defense has always been a recipe for success for the Wildcats under John Calipari. The special ingredient: 55 points. UK is a perfect 63-0 under Calipari when holding the opponent to 55 points or fewer. The Wildcats are 150-5 under Calipari when limiting the opponent to 63 points or less.

Best in the Bluegrass

Kentucky has been dominant against teams in the state under John Calipari. UK is 16-2 against in-state foes with Calipari at the helm.

The mark also includes an 9-2 mark vs. Louisville. Two of the victories over the Cardinals



Points Per Possession

Game	Off. PPP	Def. PPP
UTAH VALLEY	1.03	0.89
VERMONT	1.09	1.03
vs. Kansas	0.87	0.93
ETSU	1.07	0.84
TROY	0.99	0.87
FORT WAYNE	1.23	0.96
UIC	1.32	0.90
HARVARD	1.08	0.96
vs. Monmouth	1.19	0.97
VIRGINIA TECH	1.22	1.13
vs. UCLA	1.04	1.15
LOUISVILLE	1.22	0.82
GEORGIA	0.97	0.90
at LSU	1.04	1.00
at Tennessee	0.97	1.13
TEXAS A&M	1.14	1.12
at Vanderbilt	1.17	1.06
at South Carolina	0.91	1.01
FLORIDA	0.90	0.93
MISSISSIPPI STATE		
at West Virginia		
VANDERBILT		
at Missouri		
TENNESSEE		
at Texas A&M		
at Auburn		
ALABAMA		
at Arkansas		
MISSOURI		
OLE MISS		
at Florida		

Overall

Kentucky offensive high - 1.32 vs. UIC
 Kentucky offensive low - 0.87 vs. Kansas
 Kentucky SEC offensive high - 1.17 at Vanderbilt
 Kentucky SEC offensive low - 0.90 vs. Florida
 Kentucky postseason high -
 Kentucky postseason low -

Opponent offensive high - 1.15 vs. UCLA
 Opponent offensive low - 0.82 vs. Louisville
 Opponent SEC offensive high - 1.12 vs. Texas A&M
 Opponent SEC offensive low - 0.90 vs. Georgia
 Opponent postseason high -
 Opponent postseason low -

came in postseason play. UK had its four-game winning streak snapped in 2016-17 but has won all five meetings played in Rupp Arena, including a 29-point blowout this season, the third-biggest margin of victory in the history of the series. Louisville's two wins have come by a combined six points.

Here's a list of the meetings between the state's two premier programs since Cal took over at UK:

- Jan. 2, 2010 - UK won 71-62 at Rupp Arena
- Dec. 31, 2010 - UK won 78-63 at KFC YUM! Center
- Dec. 31, 2011 - UK won 69-62 at Rupp Arena
- March 31, 2012 - UK won 69-61 at the Superdome (NCAA Final Four in New Orleans)
- Dec. 29, 2012 - Louisville won 80-77 at KFC YUM! Center
- Dec. 28, 2013 - UK won 73-66 at Rupp Arena
- March 28, 2014 - UK won 74-69 at Lucas Oil Stadium (NCAA Sweet 16 in Indianapolis)
- Dec. 27, 2014 - UK won 58-50 at KFC YUM! Center
- Dec. 26, 2015 - UK won 75-73 at Rupp Arena
- Dec. 21, 2016 - Louisville won 73-70 at KFC YUM! Center
- Dec. 29, 2017 - UK won 90-61 at Rupp Arena

Recruit and Reload

With everything the Wildcats lost last season to the professional ranks and graduation, UK reloaded with a historic recruiting class.

The Recruiting Services Consensus Index, which tallies major recruiting rankings and plugs them into a formula to calculate a consensus ranking, not only rated UK's 2017 class the best of the season – it measures this group as the best ever.

With 582 points in its recruiting calculations, this 2017 Kentucky group beat out another Wildcat class – the 2013 haul – to claim the title as the best recruiting class ever. That 2013 group had 557 points and consisted of Julius Randle, Andrew Harrison, Aaron Harrison, Dakari Johnson, James Young, Marcus Lee and Derek Willis. The RSCI rankings began in 1998.

The 2017 class consists of Kevin Knox (No. 10), Jarred Vanderbilt (No. 13), PJ Washington (No. 14), Nick Richards (No. 18), Quade Green (No. 23), Shai Gilgeous-Alexander (No. 30), Hamidou Diallo (No. 46) and Jemarl Baker (No. 72).

The RSCI includes individual player rankings from all of the major recruiting services, which this season featured Rivals, Scout, 247Sports and longtime recruiting analyst Van Coleman. The RSCI formula uses each of those services' rankings (only the top 100) players to assign a point value to each recruit. Using the point totals for all the five major services, it then adds the totals for all players in a class for the team's final score.

If all five RSCI sources had counted Diallo with the 2017 class, the Wildcats' score would have been closer to 630, according to the site.

UK has ranked No. 1 in the RSCI in seven of Calipari's nine classes at Kentucky.

Keep a Watchful Eye on the Cats

Stocked full of some of the nation's top talent, a handful of Wildcats are on a number of national preseason watch lists:

- Hamidou Diallo - Naismith Trophy, Oscar Robertson Trophy, John R. Wooden Award, Jerry West Award
- Kevin Knox - Naismith Trophy, Oscar Robertson Trophy, John R. Wooden Award, Julius Erving Award, Lute Olson Award Midseason
- Nick Richards - Kareem Abdul-Jabbar Award
- PJ Washington - Karl Malone Award

UK Starts Season in Top Five

Despite losing nearly 93 percent of its scoring and almost 77 percent of its rebounding from a season ago, Kentucky began the season in the top five of both major polls. The Wildcats were No. 4 in the USA Today Coaches Poll and No. 5 in the Associated Press Top 25 to start the year.

It's the ninth consecutive season under head coach John Calipari that Kentucky began the season ranked among the top 25 teams in the country in both polls. As a matter of fact, the Wildcats have been ranked in the preseason top five in both polls in eight of Calipari's nine seasons, including seven straight.

Two Wildcats Selected to Preseason All-SEC Teams

Two players were selected to the preseason All-SEC squads. Freshman Hamidou Diallo was picked to the first team by the league's media and the second team by the coaches, while classmate Kevin Knox was tabbed to the second team by the media and the first team by the head coaches.

Conference play opens Dec. 30 and the 2018 SEC Tournament is set to begin March 7 at the Scottrade Center in St. Louis.

A Winning Institution

Both the UK men's and women's basketball teams posted an eighth straight 20-win season in 2016-17. Kentucky is one of just three institutions (Duke and BYU) in the NCAA that have seen both their men's and women's basketball programs tally 20 or more wins in each of the last eight seasons.

With UK women's basketball coach Matthew Mitchell earning his 250th win on Jan. 11, Kentucky is one of 11 schools with both their men's and women's head coaches having registered at least 250 wins at that school. They join Baylor, BYU, Duke, Florida State, Middle Tennessee State, North Carolina, Notre Dame, Saint Joseph's, Syracuse and Villanova.

International Cats

The Wildcats were well represented in international basketball this summer.

Hamidou Diallo, PJ Washington, Tai Wynyard and John Calipari all were part of the 2017 FIBA World Cup in Cairo. Sacha Killeya-Jones and Brad Calipari also traveled abroad this summer to play basketball.

Diallo and Washington, coached by John Calipari, captured a bronze medal for Team USA, while Wynyard was the star for the New Zealand Junior Tall Blacks.

Washington led Team USA in scoring at 12.9 points per game and added 5.1 rebounds and 2.2 assists. Diallo contributed 10.9 points, 3.9 rebounds, 2.3 assists and 1.1 steals per game. Wynyard led the Junior Tall Blacks in scoring at 14.3 points per game and rebounding with 9.3 boards per outing.

Kevin Knox made the final 16 cuts for Team USA before the roster was trimmed to 12, but he pulled his name from contention after suffering a minor hamstring injury. Shai Gilgeous-Alexander declined an invite to join the Canadian national team for its training camp.

Meanwhile, Killeya-Jones attended Great Britain's national training camp in August to compete for a spot on Great Britain's FIBA EuroBasket 2017 team, while Brad Calipari went on an international basketball trip with Global Sports Academy to Croatia. He averaged 14.3 points, 6.5 assists and 3.3 rebounds in four games.



NOTES

Calipari Inks Three for 2018 During Fall Signing Period

In what's become somewhat of a fall tradition in college basketball and a celebration of riches in the Big Blue Nation, the Kentucky men's basketball team has begun building one of the strongest recruiting classes in the country, signing three of the nation's top players during the early fall signing period. Highly rated prospects Tyler Herro, Keldon Johnson and Immanuel Quickley have all inked national letters of intent with UK.

All three players are consensus four- or five-star prospects and all are ranked in the top 50 by the major national recruiting services. Although it's still early in the recruiting process with a number of dominoes still to fall, national analysts once again believe UK's class will be one of the top hauls for 2018.

In every season in the John Calipari era, the Wildcats have signed a top-three recruiting class according to the Recruiting Services Consensus Index, which tallies major recruiting rankings and plugs them into a formula to calculate a consensus ranking.

- **Tyler Herro** - At 6-foot-5, Herro has length, and now listed at 195 pounds by 247Sports, he's quickly adding muscle to his frame. The shooting guard out of Whitnall High School in Greenfield, Wisconsin, averaged 23.9 points and shot 39 percent from 3-point range in his junior season in high school. The top-ranked player out of Wisconsin, Herro is considered one of the top shooting guards in the 2018 class. A consensus four-star recruit, Herro is ranked as high as No. 27 in ESPN's rankings, No. 38 by Rivals and No. 40 by 247Sports. Herro was one of 54 players selected for the USA Basketball Junior National Team minicamp in October. He also averaged 14.8 points, 5.9 rebounds and 3.1 assists per game on the Nike circuit this past summer, shooting 36 percent from 3-point range
- **Keldon Johnson** - A 6-6 shooting guard out of Oak Hill Academy in Mouth of Wilson, Virginia, Johnson is a consensus five-star player and one of the best in the class of 2018. A native of South Hill, Virginia, he previously played for Huntington Prep in Huntington, West Virginia, before transferring to Oak Hill for the 2017-18 season. Johnson is ranked as high as the No. 7 overall prospect by ESPN, including third at his position. 247Sports ranks him as the nation's No. 11 overall player, while Rivals has him at No. 18. He led his Boo Williams (Va.) AAU team to the semifinals of the Peach Jam after averaging 20.7 points, 8.5 rebounds and 3.1 assists during the Nike regular season. Johnson took home MVP honors at the NBPA Top 100 Camp in June. Like Herro, Johnson was one of 54 players selected for the USA Basketball Junior National Team minicamp in October
- **Immanuel Quickley** - A 6-4 guard out of the John Carroll School in Bel Air, Maryland, Quickley is a consensus five-star prospect. Considered a consensus top-three player at his position, he's ranked as high as No. 10 by Rivals, No. 12 by ESPN and No. 13 by 247Sports. In his junior season at John Carroll, Quickley averaged 23.7 points and 7.2 assists. He scored 30 or more in five games, 20 or more in 14 games and finished with eight double-doubles. He also averaged 25.7 points, 4.7 rebounds and shot 42.1 percent from 3-point range in the Adidas Summer Championships in July. Quickley was a member of the 2017 USA Men's U19 World Cup Team that competed in Cairo. Playing under Calipari, Quickley averaged 6.7 points and 2.4 assists in 18.3 minutes per game. He was named the Baltimore Sun Metro Player of the Year in 2016

Johnson, Quickley Selected for McDonald's All American Game

The Kentucky men's basketball team's 2018 recruiting class will be well represented during the 2018 McDonald's All American Game in March with the selections of Keldon Johnson and Immanuel Quickley.

Joining an elite list that features some of the greatest players to play for Kentucky, incoming Wildcats Johnson and Quickley were selected to participate in the 41st annual McDonald's All American Game on March 28 in Philips Arena in Atlanta. The game will tip off at 7 p.m. ET and air on ESPN.

With the selections of Johnson and Quickley, UK has signed 32 players during the John Calipari era who have been named to the prestigious high school event, more than any other school in the country during that time period. Multiple players from each signing class have been tabbed McDonald's All Americans during the Calipari era, including five in the 2013 and 2017 classes.

Kentucky has signed 64 McDonald's All Americans since the team began in 1977, including current Wildcats Sacha Killeya-Jones (2016), Quade Green, (2017), Kevin Knox (2017), Nick Richards (2017), Jarred Vanderbilt (2017) and PJ Washington (2017).

UK Tops Nation with 27 Players on NBA Opening-Day Rosters

Kentucky's unprecedented success with helping players reach the NBA has surpassed a new level of extreme. At the start of the 2017-18 NBA season, a whopping 27 players on NBA opening-day rosters played and finished their college basketball careers at the University of Kentucky, the nation's most prolific NBA player-producing program in the country. UK's 27 players are once again far and away the most of any college basketball program. Duke was second with 20 former players and North Carolina and Kansas each have 16 on opening-day rosters.

Of the 489 players in the NBA to start the 2017-18 season, more than 5.5 percent played and finished their college basketball careers at UK. Seven NBA teams feature multiple Wildcats.

All told, UK's 27 players are represented on 15 of the league's 30 teams. Of the 27 Wildcats on an opening-day NBA roster, head coach John Calipari has coached 25 of them. With Tyreke Evans (Memphis Grizzlies) and Derrick Rose (Cleveland Cavaliers), who played for Calipari at Memphis, Calipari has coached 27 players on 2017-18 opening-day rosters, the most of any coach.

The Wildcats also have a handful of players on the doorstep of the league in the NBA G-League, including Aaron Harrison, Mychal Mulder, Marquis Teague, Derek Willis and James Young, and several others playing professionally internationally.

Kentucky has experienced unprecedented success at putting players in the NBA under Calipari. In the eight seasons of the Calipari era, 31 players have been selected in the NBA Draft, more than any other school. Included in the recent run are 24 first-round picks, three No. 1 overall selections (Anthony Davis, Karl-Anthony Towns and John Wall), seven top-five picks and 17 lottery selections.

Using figures compiled by basketball-reference.com and spotrac.com, Calipari-coached players only (which includes Rose and Evans but not Jodie Meeks or Rajon Rondo) have amassed nearly \$1.5 billion in career NBA contracts (\$1.455 billion). In the eight seasons Calipari has been the head coach at Kentucky, his players have totaled more than \$1.09 billion in NBA contracts.

In just the 2017-18 season alone, UK players are slated to make more than \$178 million. Calipari-coached players only (which includes Rose and Evans but not Meeks or Rondo) will make more than \$177 million.

UK's growing NBA contingent is already off to a fast start to the 2017-18 season:

- According to Basketball Reference, Davis is the only player since 1983-84 to post 95-plus points and 50-plus rebounds in the first three games of a season
- DeMarcus Cousins returned to Sacramento, his former team, for the first time by recording 41 points, 23 rebounds and six assists. It was the first time a player scored at least 40 points, grabbed at least 20 rebounds and dished out at least five assists since Chris Webber did it on Jan. 5, 2001. According to NBA.com/stats, he was the first player with at least 40 points, at least 20 rebounds and at least six assists on 50-percent shooting since Bob McAdoo did it on Jan. 15, 1976
- Malik Monk became the first Charlotte rookie to score 25 or more points in a game since Michael Kidd-Gilchrist in December of 2012 when he netted 25 on Nov. 1
- In November, Devin Booker became the fourth-youngest player in league history to reach 3,000 points behind LeBron James, Kevin Durant and Carmelo Anthony
- Towns recorded his 122th double-double of his career in his 175th career game. According to Timberwolves public relations, in the past 35 years, only Shaquille O'Neal, Tim Duncan and David Robinson have recorded more double-doubles in their first 175 games
- On Nov. 21, Davis recorded his 16th 35-point, 15-rebound game. According to Basketball Reference, the only other player since 1983 who recorded more than 10 before turning 25 was Shaquille O'Neal, who had 27. As of Dec. 6, Davis and Cousins had more combined 35-point, 15-rebound games than the rest of the league combined since 2012-13
- Young, playing in the NBA G-League, recorded back-to-back 40-point games in November
- With 29 points on Nov. 22, Davis passed Chris Paul to become the Pelicans' second all-time leading scorer. He's behind only David West
- Cousins (Oct. 30), Towns (Nov. 20) and Davis (Nov. 27) have all won NBA Player of the Week
- Cousins became the first player this season to record 500 points and 250 rebounds
- On Nov. 28, Towns recorded his 27th career game with at least 20 points and 15 rebounds. According to ESPN Stats & Info, only Davis has more since 2015-16
- Booker scored 46 points in a win over The Philadelphia 76ers on Dec. 4 for his 10th 30-point game of the season. Only LeBron James reached 10 30-point games faster than Booker in 2017-18

2017-18 Lineup Comparison

A breakdown of Kentucky's most used lineups, including a breakdown of each lineup's +/- statistics:

Most Frequent Lineups	Total Minutes	Points For	Points Against	+/-	+/- per 40 min.
Diallo, Richards, Knox, Washington, Green	81:03	169	157	+12	+5.92
Diallo, Richards, Knox, Gilgeous-Alexander, Washington	63:04	120	121	-1	-0.63
Diallo, Knox, Gilgeous-Alexander, Washington, Gabriel	51:23	109	96	+13	+10.12
Diallo, Knox, Gilgeous-Alexander, Washington, Killeya-Jones	40:19	67	64	+3	+2.98
Diallo, Knox, Gilgeous-Alexander, Gabriel, Killeya-Jones	39:08	86	55	+31	+31.69
Diallo, Richards, Knox, Gilgeous-Alexander, Gabriel	36:31	74	52	+22	+24.10
Knox, Gilgeous-Alexander, Washington, Gabriel, Green	33:30	68	59	+9	+10.75
Knox, Gilgeous-Alexander, Gabriel, Green, Killeya-Jones	32:49	48	63	-15	-18.28
Richards, Knox, Gilgeous-Alexander, Washington, Green	27:54	45	52	-7	-10.04
Diallo, Gilgeous-Alexander, Washington, Gabriel, Killeya-Jones	26:51	53	31	+22	+32.77



- Cousins recorded 40 points and 22 rebounds on Dec. 6 vs. Denver. According to NBA.com/stats, he's the first player with multiple 40-point, 20-rebound games in a season since Patrick Ewing had two such games in 1989-90. Add in his four blocks that game and he became the first player to record 40 points, 20 rebounds and four blocks in a game since Hakeem Olajuwon in March 1989
- With Rondo's triple-double on Dec. 11, Rondo and Cousins marked the first time in Pelicans franchise history teammates posted triple-doubles in the same season
- Enes Kanter became the fifth player and first since Bob Lanier in 1971 to have at least 30 points and 20 rebounds in a game on Christmas Day when he had 31 points and 22 boards vs. the 76ers
- Rondo set a Pelicans franchise record with 25 assists on Dec. 27 in a win over the Nets. He became the first player with 25 assists in an NBA game since Jason Kidd (1996), according to NBA.com/stats. He's one of only seven players to ever dish out 25 or more assists and the only player to do it in 30 minutes or less of action, according to ESPN Stats & Info
- Davis recorded a 48-point, 17-rebound game on Jan. 14 followed by a 45-point, 16-rebound effort on Jan. 16. According to SportsCenter, he's just the third player in NBA history with back-to-back games of at least 45 points and at least 15 rebounds. Davis has done it twice (he did it in 2016-17 as well)

including two games featuring No. 1 vs. No. 2 (according to the AP Top 25).

UK has played Duke in the Champions Classic two times. The Blue Devils defeated the Wildcats 75-68 in 2012 in Atlanta but Kentucky beat Duke 74-63 in 2015 in Chicago.

Wall Inducted into UK Athletics Hall of Fame

John Wall was inducted into the UK Athletics Hall of Fame as a member of the 2017 class in September.

Wall was the first national player of the year in program history as winner of the Adolph Rupp Trophy. He was named 2010 USBWA National Freshman of the Year, a Consensus First Team All-American, 2010 SEC Player of the Year by Associated Press and SEC Coaches, SEC Freshman of the Year by the AP, First Team All-SEC and SEC Tournament MVP.

Wall led UK to a No. 1 national ranking, SEC regular-season championship and the SEC Tournament championship. He set the single-season assists record with 241 assists (broken in 2016 by Tyler Ulis) and averaged 16.6 points and 6.5 assists. He was the first No. 1 overall NBA Draft pick in UK history. A four-time NBA All-Star through his first seven seasons, he has averaged double-figure scoring every season. Wall was tabbed to the All-NBA Third Team in 2017. He is the Washington franchise career leader in assists and steals.

Cousins, Davis Voted to NBA All-Star Game as Starters

The dynamic duo from the Big Easy are headed for the bright lights of Hollywood. Former Kentucky greats Anthony Davis and DeMarcus Cousins were named NBA All-Star Game starters. Davis will make his fifth consecutive appearance while Cousins is heading for his fourth All-Star Game.

The Pelicans' stars will join the league's best players on Feb. 18 in Los Angeles for the league's annual NBA All-Star Game. Davis was drafted No. 1 overall by the New Orleans Pelicans (formerly the New Orleans Hornets) in 2012, while Cousins was the No. 5 overall selection in the 2010 draft to the Sacramento Kings. Since joining forces midway through last season, they've arguably been one of the league's best 1-2 punches inside and have propelled the Pelicans into position for a playoff appearance.

Davis and Cousins were voted in by the fans, their peers and media members. Fans could vote via Twitter, Facebook, NBA.com, the NBA app and Google search.

Kentucky is the only school in the country with two former players in the 2018 All-Star Game starting lineup. When they suit up for the game, it will mark the first time a school has had two players in the starting lineup of the NBA All-Star Game since Wake Forest had Chris Paul and Tim Duncan in the 2011 game. UK had two players – Davis and John Wall – voted into the starting lineup in 2015, but Davis could not play due to injury.

The All-Star reserves are selected by NBA head coaches and will be revealed on Jan. 23. The complete team rosters will be unveiled on Jan. 25.

The game will mark Davis' fifth appearance in the NBA All-Star Game and his third overall as a starter. He was also voted in as a starter for the 2015 and 2017 games. A season ago, he won MVP honors as the game was played in New Orleans. Davis scored an All-Star Game record 52 points in addition to contributing 10 rebounds. He broke Wilt Chamberlain's previous scoring record of 42 points set in 1962.

It will be Cousins' fourth appearance but his first as a starter.

Success Rate

The Wildcats received an NCAA award in the spring of 2017 for placing in the top 10 percent of all men's basketball teams in the country in the NCAA's annual Academic Progress Rate. UK scored a perfect 1,000.

It's the third straight year the men's basketball team received the award and the fourth time since 2009.

The APR provides a real-time look at a team's academic success by the progress of each student-athlete on scholarship. The APR measures academic eligibility, retention and graduation. The scores are a four-year composite, covering the 2012-13 through 2015-16 school years.

Every Division I sports team across the nation calculates its APR each academic year, similar to a report card. Scholarship student-athletes each semester earn one point for remaining eligible and one point for staying in school or graduating.

UK has received a perfect 1,000 mark in each of the last four single-year APR rates. The NCAA cut score to compete in the 2016-17 postseason is a 930 four-year APR. Teams scoring below 930 can face consequences intended to direct additional focus on academics. Those penalties can include practice restrictions and playing-season reductions.

UK to Tip Off 2018-19 Season as a Part of Champions Classic

Already one of the premier events of the college basketball season, the annual State Farm Champions Classic's spotlight is about to get even brighter with the announcement Wednesday that the event will tip off the 2018-19 season.

The event, which features Kentucky, Duke, Kansas and Michigan State, will move up a week next season to Nov. 6, coinciding with the new start of the college basketball season.

The 2018 Champions Classic, which will continue to be a neutral-site doubleheader, will feature UK vs. Duke and Michigan State vs. Kansas. Indianapolis' Bankers Life Fieldhouse will serve as the backdrop for the 2018 games, with the 2019 Champions Classic returning to Madison Square Garden in New York.

The Champions Classic will be in its eighth season in 2018 with Kentucky and Duke leading the way with 4-3 records. Kansas and Michigan State are 3-4 in the series.

Since the Champions Classic began in 2011, all four teams have reached the NCAA Final Four at least once, with Kentucky and Duke winning national titles, in 2012 and 2015, respectively. Over the last 14 games of the Classic, there have been 13 top-25 matchups,



KENTUCKY BY THE NUMBERS

Date	Opponent	Result	Points	Rebounds	Blocks	Steals	Assists
N.10	[-/-] UTAH VALLEY	W, 73-63	Diallo - 18 [^]	Gabriel - 13 [^]	Two with 3	Two with 4 [^]	Two with 4
N.12	[-/-] VERMONT	W, 73-69	Washington - 17 [^]	Washington - 10 [^]	Four with 1 [^]	G.-Alexander - 2 [^]	Green - 4
N.14	[4/3] Kansas ²	L, 65-61	Knox - 20 [^]	Two with 9 [^]	Washington - 4 [^]	G.-Alexander - 3 [^]	Diallo - 4
N.17	[-/-] ETSU³	W, 78-61	Green - 21 [^]	Knox - 10 [^]	Killeya-Jones - 3 [^]	Two with 2	G.-Alexander - 6 [^]
N.20	[-/-] TROY³	W, 70-62	Knox - 17 [^]	Diallo - 10 [^]	Gabriel - 2	Three with 1 [^]	Washington - 4 [^]
N.22	[-/-] FORT WAYNE³	W, 86-67	Richards - 25 [^]	Richards - 15 [^]	Richards - 2 [^]	G.-Alexander - 4 [^]	Green - 5
N.26	[-/-] UIC⁴	W, 107-73	Knox - 25 [^]	Green - 6	Richards - 3 [^]	G.-Alexander - 2 [^]	G.-Alexander - 6 [^]
D.2	[-/-] HARVARD	W, 79-70	Knox - 20	Two with 7 [^]	Richards - 3 [^]	Gabriel - 3 [^]	Green - 5 [^]
D.9	[-/-] Monmouth⁴	W, 93-76	Diallo - 23 [^]	Richards - 8 [^]	Washington - 4 [^]	Two with 2	G.-Alexander - 9 [^]
D.16	[RV/RV] VIRGINIA TECH	W, 93-86	Knox - 21 [^]	Gabriel - 9	Richards - 3 [^]	Diallo - 3 [^]	Two with 5
D.23	[-/-] UCLA⁵	L, 83-75	Diallo - 18	Two with 6	Three with 1	Three with 2	G.-Alexander - 5
D.29	[RV/RV] LOUISVILLE	W, 90-61	G.-Alexander - 24 [^]	Three with 7	Two with 2 [^]	G.-Alexander - 3 [^]	Green - 5 [^]
D.31	[-/-] GEORGIA[*]	W, 66-61	G.-Alexander - 21 [^]	Two with 10 [^]	Two with 2 [^]	G.-Alexander - 3 [^]	G.-Alexander - 4 [^]
J.3	[-/-] at LSU[*]	W, 74-71	Two with 18	Knox - 11 [^]	Washington - 2 [^]	Gabriel - 3 [^]	G.-Alexander - 4 [^]
J.6	[23/22] at Tennessee[*]	L, 76-65	Green - 14	Richards - 8	Washington - 2 [^]	Washington - 3	G.-Alexander - 6 [^]
J.9	[RV/RV] TEXAS A&M[*]	W, 74-73	Diallo - 18	G.-Alexander - 7	G.-Alexander - 2 [^]	Washington - 2 [^]	G.-Alexander - 5
J.13	[-/-] at Vanderbilt[*]	W, 74-67	G.-Alexander - 22 [^]	Gabriel - 9 [^]	Three with 2 [^]	Three with 1	G.-Alexander - 6 [^]
J.16	[-/-] at South Carolina[*]	L, 76-68	Knox - 21	Knox - 8 [^]	Five with 1 [^]	Two with 2	Vanderbilt - 3
J.20	[RV/RV] FLORIDA[*]	L, 66-64	Two with 10	Richards - 9 [^]	Richards - 2 [^]	Four with 1	G.-Alexander - 6
J.23	[-/-] MISSISSIPPI STATE[*]						
J.27	[-/-] at West Virginia⁶						
J.30	[-/-] VANDERBILT[*]						
F.3	[-/-] at Missouri[*]						
F.6	[-/-] TENNESSEE[*]						
F.10	[-/-] at Texas A&M[*]						
F.14	[-/-] at Auburn[*]						
F.17	[-/-] ALABAMA[*]						
F.20	[-/-] at Arkansas[*]						
F.24	[-/-] MISSOURI[*]						
F.28	[-/-] OLE MISS[*]						
M.3	[-/-] at Florida[*]						

All games in **BOLD CAPS**; Exhibition games in *italics*; *SEC game; ^game leader
 1 - Kentucky Cares Classic (Rupp Arena)
 2 - Champions Classic (United Center | Chicago)
 3 - Adolph Rupp Classic (Rupp Arena)
 4 - CITI Sports Classic (Madison Square Garden | New York)
 5 - CBS Sports Classic (Smoothie King Center | New Orleans)
 6 - Big 12/SEC Challenge (WVU Coliseum | Morgantown, W.Va.)

Times Led	Times Led	Times Led	Times Led	Times Led
Knox - 6	Richards - 7	Richards - 10	G.-Alexander - 10	G.-Alexander - 11
G.-Alexander - 5	Gabriel - 6	Gabriel - 7	Knox - 6	Green - 5
Diallo - 4	Knox - 5	Washington - 7	Gabriel - 4	Washington - 2
Green - 2	Diallo - 2	G.-Alexander - 4	Diallo - 4	Diallo - 1
Washington - 2	Washington - 2	Diallo - 2	Washington - 4	Knox - 1
Gabriel - 1	G.-Alexander - 1	Killeya-Jones - 2	Killeya-Jones - 3	Vanderbilt - 1
Richards - 1	Green - 1	Vanderbilt - 1	Wynyard - 1	
	Killeya-Jones - 1			

Wins vs. Losses

Result	FG%	Opp. FG%	3-Pt. FG%	Opp 3-Pt. FG%	FT%	RPG	APG	TOPG	BPG	SPG	PPG	Opp PPG
Wins	.500	.407	.379	.282	.684	39.0	14.9	13.6	5.4	6.1	80.7	68.7
Losses	.429	.395	.259	.293	.686	38.2	12.4	16.2	5.2	6.2	66.6	73.2

Comparing the Calipari Era

A look at statistics through 19 games throughout the John Calipari era ...

Year	FG%	Opp. FG%	3-Pt. FG%	FT%	RPG	Assists	TOs.	Blocks	Steals	Points	PPG	Record
2017-18	.481	.404	.343	.678	38.7	271	270	102	117	1,463	77.0	14-5
2016-17	.499	.414	.359	.686	40.9	342	216	116	123	1,765	92.9	17-2
2015-16	.468	.405	.319	.667	39.4	254	234	105	121	1,470	77.4	15-4
2014-15	.457	.317	.357	.688	40.5	298	214	155	146	1,417	74.6	19-0
2013-14	.474	.387	.315	.676	42.4	239	240	132	88	1,513	79.6	15-4
2012-13	.485	.383	.356	.645	39.2	283	249	145	132	1,441	75.8	13-6
2011-12	.488	.358	.363	.718	40.6	258	252	177	130	1,513	79.6	18-1
2010-11	.459	.379	.402	.700	40.1	253	212	129	115	1,493	78.6	15-4
2009-10	.498	.380	.381	.686	42.2	310	287	139	141	1,580	83.2	19-0



MISCELLANEOUS STATS

Team Leaders

NO.	NAME	GAME LEADERS					GAMES WITH							
		PTS.	REBS.	BLKS.	ASSTS.	STLS.	10+ PTS	20+ PTS	10+REBS	3+ASSTS	3+BLKS	3+STLS	3+3S	DOUBLE-DOUBLE
0	Quade Green	2 (2)	1 (1)	-	5 (5)	-	9 (9)	1 (1)	-	10 (10)	-	-	3 (3)	-
1	Sacha Killeya-Jones	-	1 (1)	2 (5)	-	3 (3)	- (1)	-	-	1 (1)	2 (2)	-	-	
2	Jarred Vanderbilt	-	-	1 (1)	1 (1)	-	-	-	1 (1)	-	-	-	-	
3	Hamidou Diallo	4 (4)	2 (2)	2 (2)	1 (1)	4 (4)	12 (12)	2 (2)	2 (2)	6 (6)	-	1 (1)	1 (1)	
4	Nick Richards	1 (1)	7 (7)	10 (10)	-	-	5 (5)	1 (1)	1 (1)	4 (4)	- (-)	-	1 (1)	
5	Kevin Knox	6 (6)	5 (5)	-	1 (1)	6 (6)	14 (14)	5 (5)	2 (2)	6 (6)	-	1 (1)	2 (2)	
10	Jonny David	-	-	-	-	-	-	-	-	-	-	-	-	
12	Brad Calipari	-	-	- (1)	-	-	-	-	-	-	-	-	-	
13	Jemarl Baker	-	-	-	-	-	-	-	-	-	-	-	-	
14	Tai Wynyard	-	-	-	-	1 (1)	-	-	-	-	-	-	-	
22	Shai Gilgeous-Alexander	5 (5)	1 (1)	4 (4)	11 (11)	10 (10)	12 (12)	3 (3)	-	16 (16)	-	5 (5)	-	
25	PJ Washington	2 (2)	2 (2)	7 (7)	2 (2)	4 (4)	11 (11)	1 (1)	1 (1)	6 (6)	2 (2)	1 (1)	-	
30	Dillon Pulliam	-	-	-	-	-	-	-	-	-	-	-	-	
32	Wenyen Gabriel	1 (2)	6 (14)	7 (18)	-	4 (6)	4 (11)	- (1)	3 (5)	- (2)	2 (5)	2 (5)	- (1)	

Career Total in (Parentheses)

Starting Lineups

Guard	Guard	G/F	Forward	Forward	Games	W-L
Green	Diallo	Knox	Washington	Richards	13	10-3
G.Alexander	Diallo	Knox	Washington	Richards	6	4-2

Starter	Games Started	Wins	Losses
Diallo	19	14	5
Knox	19	14	5
Richards	19	14	5
Washington	19	14	5
Green	13	10	3
Gilgeous-Alexander	6	4	2

Streaks

Overall	Lost 2
Unranked AP teams anywhere	Lost 2
Ranked AP teams anywhere	Lost 3
Home	Lost 1
Home AP ranked teams	Won 1
Home AP unranked teams	Lost 1
Home SEC	Lost 1
Home nonconference	Won 7
Home AP ranked SEC	Won 3
Home AP unranked SEC	Lost 1
Home AP ranked nonconference	Lost 1
Home AP unranked nonconference	Won 43
Road	Lost 1
Road AP ranked teams	Lost 4
Road AP unranked teams	Lost 1
Road SEC	Lost 1
Road nonconference	Lost 2
Road AP ranked SEC	Lost 2
Road AP unranked SEC	Lost 1
Road AP ranked nonconference	Lost 2
Road AP unranked nonconference	Lost 4
Neutral	Lost 1
Neutral AP ranked teams	Lost 2
Neutral AP unranked teams	Lost 1

Active Consecutive Made Starts

Hamidou Diallo	19
Kevin Knox	19
Nick Richards	19
PJ Washington	19
Shai Gilgeous-Alexander	4

Active Consecutive Made Free Throws

Jonny David	2
Jarred Vanderbilt	2
Tai Wynyard	2
Wenyen Gabriel	2
Sacha Killeya-Jones	2
Shai Gilgeous-Alexander	1
Kevin Knox	1

Active Consecutive Games with a 3-Pointer

Kevin Knox	3
Hamidou Diallo	1
Wenyen Gabriel	1
Shai Gilgeous-Alexander	1

Win-Loss Margins

Margin	Games Won	Games Lost
1	1	
2		1
3	1	
4	1	1
5	1	
6		
7	2	
8	1	2
9	1	
10	1	
11		1
12		
13		
14		
15		
16		
17	2	
18		
19	1	
20		
21		
22		
23		
24		
25+	2	

Dunk Tracker

Player	Dunks in 2017-18	Dunks in Career
Nick Richards	17	17
PJ Washington	17	17
Hamidou Diallo	12	12
Sacha Killeya-Jones	7	11
Kevin Knox	10	10
Wenyen Gabriel	2	7
Shai Gilgeous-Alexander	5	5
Jarred Vanderbilt	1	1
Tai Wynyard	1	1

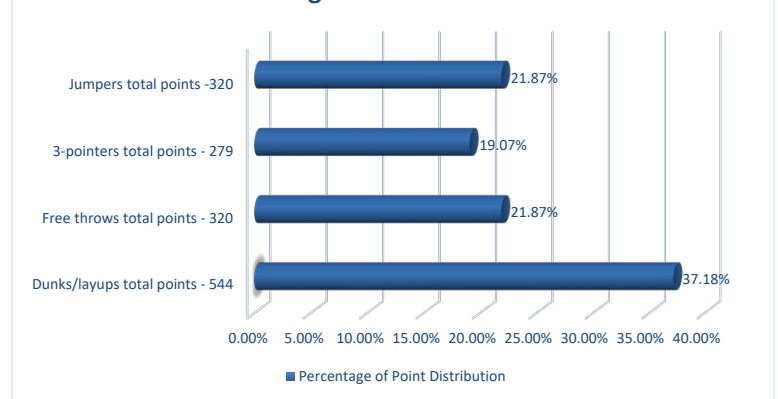
Kentucky's Record When

KENTUCKY RECORD	ALL	SEC
Leading at halftime:	10-2	2-2
Tied at the half:	0-1	0-0
Trailing at halftime:	4-2	2-1
Shoot > 50%:	7-1	3-1
Shoot < 50%:	7-4	1-2
Shoot higher % than opp.:	11-3	3-3
Shoot lower % than opp.:	3-2	1-0
Opp. shoot worse than 50%:	12-5	3-3
Opp. shoot 50% or higher:	2-0	1-0
Score less than 60 points:	0-0	0-0
Score 60-69 points:	1-4	1-3
Score 70-79 points:	8-1	3-0
Score 80-89 points:	1-0	0-0
Score 90-99 points:	3-0	0-0
Score 100+ points:	1-0	0-0
Opp. score less than 60 pts.:	0-0	0-0
Opp. score 60-69 pts.:	8-2	2-1
Opp. score 70-79 pts.:	5-2	2-2
Opp. score 80-89 points:	1-1	0-0
Opp. score 90-99 points:	0-0	0-0
Opp. score 100+ points:	0-0	0-0
Outrebounded opponent:	13-1	4-1
Outrebounded by opponent:	1-3	0-2
Equal number of rebounds:	0-1	0-0
Fewer turnovers than opp.:	5-0	1-0
Same turnovers as opp.:	2-1	1-0
More turnovers than opp.:	7-4	2-3
Make 8 or more 3-pointers:	2-0	0-0
Make 7 or fewer 3-pointers:	12-5	4-3
Games decided by 5 or fewer:	4-2	3-1
Overtime games:	0-0	0-0

KENTUCKY RECORD	ALL	SEC
On CBS:	1-1	0-0
On ESPN/ESPN2/ESPNU:	7-3	3-2
On Fox Sports1:	0-0	0-0
On SEC Network/(+):	6-1	1-1
On FSN:	0-0	0-0
vs. SEC at Home:	2-1	2-1
vs. SEC on Road:	2-2	2-2
Games vs. AP ranked opp.:	0-2	0-1
Games following a loss:	3-1	1-1
Games following a win:	10-4	3-2
More points in the paint:	10-4	3-3
Fewer/Same points in the paint:	4-1	1-0
More bench points than opp.:	7-4	2-2
Fewer or same bench pts.:	7-1	2-1
More 2nd-chance points:	8-0	1-0
Fewer or same 2nd chance pts.:	6-5	3-3
More or same points off TOs:	11-4	3-3
Fewer points off TOs:	3-1	1-0
On Monday:	1-0	0-0
On Tuesday:	1-2	1-1
On Wednesday:	2-0	1-0
On Thursday:	0-0	0-0
On Friday:	3-0	0-0
On Saturday:	4-3	1-1
On Sunday:	3-0	1-0
In November:	6-1	0-0
In December:	5-1	1-0
In January:	3-3	3-3
In February:	0-0	0-0
In March:	0-0	0-0
In April:	0-0	0-0

How the Cats are Scoring

Percentage of Point Distribution



Fast Facts

Points Per Possession	1.077
Def. Points Per Possession	0.980
Points Off Turnovers	17.4
Second-Chance Points	12.0
Points in the Paint	36.5
Fast Break Points	10.2
Bench Points	20.5
Avg. Time of Possession	16.3
Turnover Percent	19.9

How UK Scored Its First Points

Player	Dunk/Layup	Jumper	3PT	FT
Hamidou Diallo	6	1		
Quade Green	1			
S.Gilgeous-Alexander	1			
Kevin Knox		3		
Nick Richards	5	1		
PJ Washington				1



THE LAST TIME ...

INDIVIDUALS

SCORING

Scored 25 points: Kevin Knox (25) vs. UIC, 11/26/17
Scored 30 points: De'Aaron Fox (39) vs. UCLA, 3/24/17
Scored 35 points: De'Aaron Fox (39) vs. UCLA, 3/24/17
Scored 40 points: Malik Monk (47) vs. North Carolina, 12/17/16
Scored 45 points: Malik Monk (47) vs. North Carolina, 12/17/16
Scored 50 points: Jodie Meeks (54) at Tennessee, 1/13/09
Two players had 20 points: Kevin Knox (21), Hamidou Diallo (20), vs. Virginia Tech, 12/16/17
Three players had 20 points: DeMarcus Cousins (27)/John Wall (21)/Patrick Patterson (20) vs. Sam Houston State, 11/19/09
Two players had 30 points: Patrick Patterson (33) and Jodie Meeks (32) vs. Tennessee State, 12/22/08
Scored 20 points in two straight games: Shai Gilgeous-Alexander (2) 12/29/17 - 12/31/17
Scored 20 points in three straight games: Malik Monk (4) 11/23/16 - 12/3/16
Scored 20 points in four straight games: Malik Monk (4) 11/23/16 - 12/3/16
Scored 20 points in five straight games: Jamal Murray (12) 2/2/16 - 3/12/16
Scored 20 points in six straight games: Jamal Murray (12) 2/2/16 - 3/12/16
Scored 20 points in seven straight games: Jamal Murray (12) 2/2/16 - 3/12/16
Scored 20 points in eight straight games: Jamal Murray (12) 2/2/16 - 3/12/16
Scored 20 points in nine straight games: Jamal Murray (12) 2/2/16 - 3/12/16
Scored 20 points in 10 straight games: Jamal Jamal Murray (12) 2/2/16 - 3/12/16
Scored 20 points in 11 straight games: Jamal Jamal Murray (12) 2/2/16 - 3/12/16
Scored 20 points in 12 straight games: Jamal Murray (12) 2/2/16 - 3/12/16
Scored 20 points in 15 straight games: Dan Issel (18) 12/1/69 - 2/7/70
Scored 25 points in three straight games: Tayshaun Prince (3) 3/11/01-3/17/01
Scored 30 points in two straight games: Jodie Meeks vs. Appalachian State (46) 12/20/08; vs. Tennessee State (32) 12/22/08
Scored 30 points in three straight games: Dan Issel (6) 2/14/70 - 3/2/70
Scored in double figures in 10 straight games: De'Aaron Fox (12) 2/14/17-3/26/17
Scored in double figures in 15 straight games: Malik Monk (30) 11/11/16-2/28/17
Scored in double figures in 20 straight games: Malik Monk (30) 11/11/16-2/28/17
Scored in double figures in 25 straight games: Malik Monk (30) 11/11/16-2/28/17
Scored in double figures in 30 straight games: Malik Monk (30) 11/11/16-2/28/17
Scored in double figures in 33 straight games: Jamal Murray (34) 11/17/15 - 3/19/16
Scored in double figures in 34 straight games: Jamal Murray (34) 11/17/15 - 3/19/16
Scored in double figures in 35 straight games: Kenny Walker (36) 11/14/85 - 3/22/86
Five players scored in double figures: Kevin Knox (25), Hamidou Diallo (19), PJ Washington (17), Shai Gilgeous-Alexander (14), Nick Richards (11) vs. UIC, 11/26/17
Six players scored in double figures: Kevin Knox (25), Hamidou Diallo (19), PJ Washington (17), Shai Gilgeous-Alexander (14), Nick Richards (11) vs. UIC, 11/26/17
Seven players scored in double figures: Randolph Morris (17), Kelenja Azubuike (15), Patrick Sparks (14), Chuck Hayes (12), Rajon Rondo (11), Ravi Moss (10) and Ramel Bradley (10) vs. Mississippi State 2/19/05,
Four players with 15 or more points: Hamidou Diallo (18), Shai Gilgeous-Alexander (16), PJ Washington (16), Kevin Knox (15) vs. Texas A&M, 1/9/18

DOUBLE-DOUBLES

Double-double: Kevin Knox (16 points, 11 rebounds) at LSU, 1/3/18
Triple-double: Isaiah Briscoe (19 points, 11 rebounds, 10 assists) at Ole Miss, 12/29/16

20-10 (rebs) game: Nick Richards (25 points, 15 rebounds) vs. Fort Wayne, 11/22/17
20-10 (assts) game: De'Aaron Fox (24 points, 10 assists) vs. North Carolina, 12/17/16
20-15 game: Nick Richards (25 points, 15 rebounds) vs. Fort Wayne, 11/22/17
30-10 game: Tayshaun Prince (33 points, 11 rebounds) vs. Tennessee State, 12/22/98
Back-to-back 20-10 games: Julius Randle (3) 11/8/13 - 11/10/13
Three straight 20-10 games: Julius Randle (3) 11/8/13 - 11/12/13
Double-double in points and rebs.: Kevin Knox (16 points, 11 rebounds) at LSU, 1/3/18
Double-double in points and assists: Isaiah Briscoe (19 points, 10 assists) at Ole Miss, 12/29/16
Double-double in points and blocks: Never
Double-double in points and steals: Never
Double-double in two consecutive games: Bam Adebayo (15 pts, 18 rebs) vs. NKU, (3/17/17), (13 pts, 10 rebs) vs. Wichita State, 3/19/17
Double-double in three consecutive games: - Julius Randle (19p, 15r) vs. Kansas State, 3/21/14; (13 p, 10 r), vs. Wichita State, 3/23/14; (15 p, 12 r), vs. Louisville, 3/28/14; (16 p, 11 r), vs. Michigan, 3/30/14
Double-double in four consecutive games: Julius Randle (19p, 15r) vs. Kansas State, 3/21/14; (13 p, 10 r), vs. Wichita State, 3/23/14; (15 p, 12 r), vs. Louisville, 3/28/14; (16 p, 11 r), vs. Michigan, 3/30/14
Double-double in five consecutive games: Julius Randle (14p, 10r) at Arkansas, (2/27/14); (10p, 15r) at South Carolina (3/1/14); (12 p, 11 r) vs. Alabama, (3/4/14); (16 p, 10 r) at Florida, (3/8/14); (17 p, 16 r) vs. LSU, (3/14/14); (12 p, 11 r) vs. Georgia, (3/15/14)
Double-double in six consecutive games: Julius Randle (14p, 10r) at Arkansas, (2/27/14); (10p, 15r) at South Carolina (3/1/14); (12 p, 11 r) vs. Alabama, (3/4/14); (16 p, 10 r) at Florida, (3/8/14); (17 p, 16 r) vs. LSU, (3/14/14); (12 p, 11 r) vs. Georgia, (3/15/14)
Double-double in seven consecutive games: Julius Randle (7) 11/18/13-11/27/13
Double-double in 10 consecutive games: Jim Andrews, 1972-73 season
Two players record double-doubles: De'Aaron Fox (16 points, 11 assists), Wenyen Gabriel (10 points, 10 rebounds) vs. Cleveland State, 11/23/16
Three players record double-doubles: DeMarcus Cousins (19 pts, 14 rebs)/Patrick Patterson (19 pts, 10 rebs)/John Wall (18 pts, 10 rebs) at Mississippi State, 2/16/10
Four players record double-doubles: Jack Givens (30 pts, 13 rebs)/Kyle Macy (16 pts, 10 assts)/Mike Phillips (22 pts, 18 rebs)/Rick Robey (23 pts, 13 rebs) vs. Southern Methodist, 11/26/77
Five players record double-doubles: Never

FIELD GOALS

Made 12 FG in a game: De'Aaron Fox (13) vs. UCLA, 3/24/17
Made 15 FG in a game: Malik Monk (18) vs. North Carolina, 12/17/16
Made 16 FG in a game: Malik Monk (18) vs. North Carolina, 12/17/16
Made 17 FG in a game: Malik Monk (18) vs. North Carolina, 12/17/16
Made 18 FG in a game: Malik Monk (18) vs. North Carolina, 12/17/16
Made 19 FG in a game: Dan Issel (19) vs. Alabama, 2/23/70
Made 20 FG in a game: Dan Issel (23) vs. Ole Miss, 2/7/70
Made 21 FG in a game: Dan Issel (23) vs. Ole Miss, 2/7/70
Made 22 FG in a game: Dan Issel (23) vs. Ole Miss, 2/7/70
Made 23 FG in a game: Dan Issel (23) vs. Ole Miss, 2/7/70
Attempted 17 FG in a game: Hamidou Diallo (18) vs. UCLA, 12/23/17
Attempted 18 FG in a game: Hamidou Diallo (18) vs. UCLA, 12/23/17
Attempted 19 FG in a game: De'Aaron Fox (20) vs. UCLA, 3/24/17
Attempted 20 FG in a game: De'Aaron Fox (20) vs. UCLA, 3/24/17
Attempted 25 FG in a game: Malik Monk (28) vs. North Carolina, 12/17/16

3-POINTERS

Made 5 3-pointers in a game: Malik Monk (5) vs. Florida, 2/25/17
Made 6 3-pointers in a game: Malik Monk (7) vs. Georgia, 1/31/17

Made 7 3-pointers in a game: Malik Monk (7) vs. Georgia, 1/31/17
Made 8 3-pointers in a game: Malik Monk (8) vs. North Carolina, 12/17/16
Made 9 3-pointers in a game: Jodie Meeks (10) at Tennessee, 1/13/09
Made 10 3-pointers in a game: Jodie Meeks (10) at Tennessee, 1/13/09
Made 11 3-pointers in a game: Never
Attempted 10 3-pointers in a game: Malik Monk (11) vs. Georgia, 1/31/17
Attempted 15 3-pointers in a game: Jodie Meeks (15) at Tennessee, 1/13/09
Attempted 16 3-pointers in a game: Derrick Miller (16) vs. LSU 2/15/90
Attempted 17 3-pointers in a game: Derrick Miller (19) vs. Kansas 12/6/89
Attempted 18 3-pointers in a game: Derrick Miller (19) vs. Kansas 12/6/89
Attempted 19 3-pointers in a game: Derrick Miller (19) vs. Kansas 12/6/89
Made a 3-pointer in 10 straight games: Malik Monk (12), 1/21/17-2/28/17
Made a 3-pointer in 15 straight games: Jamal Murray (36), 11/13/15 - 3/19/16, Derek Willis (17), 1/12/16 - 3/17/16
Made a 3-pointer in 20 straight games: Jamal Murray (36), 11/13/15 - 3/19/16
Made a 3-pointer in 30 straight games: Jamal Murray (36), 11/13/15 - 3/19/16
Made two 3-pointers in 10 straight games: Jamal Murray (17), 1/23/16 - 3/17/16
Made three 3-pointers in 10 straight games: Gerald Fitch (20) 1/14/03 - 3/23/03
Made three 3-pointers in 15 straight games: Gerald Fitch (20) 1/14/03 - 3/23/03
Made three 3-pointers in 20 straight games: Gerald Fitch (20) 1/14/03 - 3/23/03
Made three 3-pointers in 25 straight games: Keith Bogans (29) 3/14/02 - 2/26/03

FREE THROWS

Made 8 FT in a game: Kevin Knox (8) at South Carolina, 1/16/18
Made 9 FT in a game: Shai Gilgeous-Alexander (12) vs. Georgia, 12/31/17
Made 10 FT in a game: Shai Gilgeous-Alexander (12) vs. Georgia, 12/31/17
Made 11 FT in a game: Shai Gilgeous-Alexander (12) vs. Georgia, 12/31/17
Made 12 FT in a game: Shai Gilgeous-Alexander (12) vs. Georgia, 12/31/17
Made 13 FT in a game: De'Aaron Fox (13) vs. UCLA, 3/24/17
Made 14 FT in a game: Tyler Ulis (14) at Arkansas, 1/21/16
Made 15 FT in a game: Rodrick Rhodes (16) vs. Ole Miss 1/18/95
Made 16 FT in a game: Rodrick Rhodes (16) vs. Ole Miss 1/18/95
Made 17 FT in a game: Dwight Anderson (18) vs. Mississippi State 2/12/79
Made 18 FT in a game: Dwight Anderson (18) vs. Mississippi State 2/12/79
Attempted 10 FT in a game: Kevin Knox (10) and PJ Washington (10) at South Carolina, 1/16/18
Attempted 15 FT in a game: De'Aaron Fox (15), vs. UCLA, 3/24/17
Attempted 20 FT in a game: Heshimu Evans (20) vs. Ole Miss 3/5/99

REBOUNDS

15 Rebs: Nick Richards (15) vs. Fort Wayne, 11/22/17
16 Rebs: Bam Adebayo (18) vs. Northern Kentucky, 3/17/17
17 Rebs: Bam Adebayo (18) vs. Northern Kentucky, 3/17/17
18 Rebs: Bam Adebayo (18) vs. Northern Kentucky, 3/17/17
19 Rebs: Michael Kidd-Gilchrist (19) vs. Louisville, 12/31/11
20 Rebs: Jared Prickett (20) vs. Arkansas 2/9/94
25 Rebs: Mike Phillips (28) vs. Tennessee 1/10/76
30 Rebs: Cotton Nash (30) vs. Ole Miss 2/8/64
34 Rebs: Bob Burrow (34) vs. Temple 12/10/55
10+ Rebs in three consecutive games: Julius Randle (4) 3/21/14 - 3/30/14
10+ Rebs in four consecutive games: Julius Randle (4) 3/21/14 - 3/30/14
10+ Rebs in five consecutive games: Julius Randle (10) 2/12/14 - 3/15/14
10+ Rebs in six consecutive games: Julius Randle (10) 2/12/14 - 3/15/14



THE LAST TIME ...

10+ Rebs in seven consecutive games: Julius Randle (10) 2/12/14 - 3/15/14
10+ rebs in eight consecutive games: Julius Randle (10) 2/12/14 - 3/15/14
10+ rebs in nine consecutive games: Julius Randle (10) 2/12/14 - 3/15/14
10+ rebs in 10 consecutive games: Julius Randle (10) 2/12/14 - 3/15/14
Two players had 10 rebounds: Hamidou Diallo (10) and Wenyen Gabriel (10) vs. Georgia, 12/31/17
Three players had 10 rebounds: Michael Kidd-Gilchrist (19), Terrence Jones (11), Anthony Davis (10) vs. Louisville, 12/31/11

ASSISTS

6 assists: Shai Gilgeous-Alexander (6) vs. Florida, 1/20/18
7 assists: Shai Gilgeous-Alexander (9) vs. Monmouth, 12/9/17
8 assists: Shai Gilgeous-Alexander (9) vs. Monmouth, 12/9/17
9 assists: Shai Gilgeous-Alexander (9) vs. Monmouth, 12/9/17
10 assists: Isaiah Briscoe (11) at Ole Miss, 12/29/16
11 assists: Isaiah Briscoe (11) at Ole Miss, 12/29/16
12 assists: De'Aaron Fox (12) vs. Stephen F. Austin, 11/11/16
13 assists: Tyler Ulis (14) vs. LSU, 3/5/16
14 assists: Tyler Ulis (14) vs. LSU, 3/5/16
15 assists: John Wall (16) vs. Hartford, 12/29/09
16 assists: John Wall (16) vs. Hartford, 12/29/09
5+ assists in four consecutive games: De'Aaron Fox (6) 11/15/16 - 12/3/16
8+ assists in two consecutive games: De'Aaron Fox (2) 11/25/16 - 12/3/16

BLOCKS

4 blocks: PJ Washington (4) vs. Monmouth, 12/9/17
5 blocks: Skal Labissiere (6) vs. Stony Brook, 3/17/16
6 blocks: Skal Labissiere (6) vs. Stony Brook, 3/17/16
7 blocks: Karl-Anthony Towns (7) vs. Vanderbilt, 1/20/15
8 blocks: Willie Cauley-Stein (9) vs. Boise State, 12/10/13
9 blocks: Willie Cauley-Stein (9) vs. Boise State, 12/10/13
10 blocks: Nerlens Noel (12) at Ole Miss, 1/29/13
11 blocks: Nerlens Noel (12) at Ole Miss, 1/29/13
12 blocks: Nerlens Noel (12) at Ole Miss, 1/29/13

STEALS

4 steals: Shai Gilgeous-Alexander vs. Fort Wayne, 11/22/17
5 steals: Malik Monk (5) vs. UCLA, 12/3/16
6 steals: Tyler Ulis (6) vs. Ole Miss, 1/2/16
7 steals: Rajon Rondo (8) vs. Mississippi State, 2/19/05
8 steals: Rajon Rondo (8) vs. Mississippi State, 2/19/05

MINUTES

Played every minute: Isaiah Briscoe (45) vs. Georgia, 1/31/17
Played 40+ minutes: Malik Monk (44), Isaiah Briscoe (45) vs. Georgia, 1/31/17
Played more than 50 minutes: Patrick Patterson (50) vs. Vanderbilt, 1/12/08

FOULS

Fouled out: Hamidou Diallo, Wenyen Gabriel, Nick Richards at South Carolina, 1/16/18
Two players fouled out: Hamidou Diallo, Wenyen Gabriel, Nick Richards at South Carolina, 1/16/18
Three players fouled out: Hamidou Diallo, Wenyen Gabriel, Nick Richards at South Carolina, 1/16/18
Four players fouled out: Skal Labissiere, Marcus Lee, Alex Poythress, Derek Willis at Kansas, 1/30/16
Technical foul: Sacha Killeya-Jones & John Calipari at Tennessee, 1/6/18

TEAM

STARTS

Started four freshmen: Hamidou Diallo, Shai Gilgeous-Alexander, Kevin Knox, Nick Richards, PJ Washington vs. Florida, 1/20/18
Started five freshmen: Hamidou Diallo, Shai Gilgeous-Alexander, Kevin Knox, Nick Richards, PJ Washington vs. Florida, 1/20/18

SCORING

Scored 90 or more points: 90 vs. Louisville, 12/29/17 (W, 90-61)
Scored 90 or more points (SEC game): 92 vs. LSU, 2/7/17 (W, 92-85)
Scored 100 or more points: 107 vs. UIC, 11/26/17 (W, 107-73)
Scored 100 or more points (SEC game): 100 vs. Texas A&M,

1/3/17 (W, 100-58)
Scored 110 or more points: 115 vs. Arizona State, 11/28/16 (W, 115-69)
Scored 110 or more points (SEC game): 110 vs. Auburn, 2/21/15 (W, 110-75)
Scored 120 or more points: 120 vs. Vanderbilt, 2/7/96 (W, 120-81)
Scored 120 or more points (SEC game): 120 vs. Vanderbilt, 2/7/96 (W, 120-81)
Scored 130 or more points: 143 vs. Georgia, 2/27/56 (W, 143-66)
Scored 140 or more points: 143 vs. Georgia, 2/27/56 (W, 143-66)
Scored 150 or more points: Never
Scored less than 50 points: 48 vs. Vanderbilt, 3/15/13 (L, 64-48)
Scored 100 points in two consecutive games: vs. Cleveland State (11/23/16), vs. UT Martin (11/25/16), vs. Arizona State (11/28/16)
Scored 100 Points in three consecutive games: vs. Cleveland State (11/23/16), vs. UT Martin (11/25/16), vs. Arizona State (11/28/16)
Scored 100 points in consecutive SEC games: 2/27/56-3/3/56

OPPONENT SCORING

Allowed 90 or more points: 100 vs. North Carolina, 12/17/16 (W, 103-100)
Allowed 90 or more points (SEC game): 90 by Georgia, 3/4/09 (L, 90-85)
Allowed 100 or more points: 100 vs. North Carolina, 12/17/16 (W, 103-100)
Allowed 100 or more points (SEC game): 101 by Arkansas, 2/10/93 (L, 101-94)
Allowed less than 50 points: 48 vs. Michigan State, 11/15/16 (W, 69-48)
Allowed less than 50 points (SEC game): 48 vs. Georgia, 2/9/16 (W, 82-48)

SHOOTING PERCENTAGES

Shot 70% from the field: .722 vs. Mississippi St., 2/15/86
Shot 65% from the field: .667 vs. UIC, 11/26/17
Shot 30% or less from the field: .281 at Texas A&M (1/10/15)
Allowed 50% shooting: .500 vs. Texas A&M, 1/9/18
Allowed 60% shooting: .640 by Florida, 3/4/07
Allowed 20% or less shooting: .197 by Montana State, 11/23/14 (12-61)
Allowed 30% or less shooting: .263 by Stony Brook, 3/17/16 (20-76)
Held opponent to zero 3-pointers: at Auburn, 1/19/13 (0-15)

FREE THROWS

Shot 90% or better from FT line: 90.0 (9-10) vs. Wisconsin (4/4/15)
Shot 100% from FT Line: 11-11 vs. Florida, 2/7/12
Shot 50% or less from FT line: .200 (3-15) vs. ETSU, 11/11/17
Attempted 40 FT: vs. Arkansas (40), 1/7/17
Attempted five or less FT: vs. South Carolina (4) 1/21/06
Made 30 FT: 30 vs. Auburn, 3/14/15 (30-35)

3-POINTERS

Hit 10 3-pointers: 11 vs. Virginia Tech, 12/16/17 (11-22)
Hit 11 3-pointers: 11 vs. Virginia Tech, 12/16/17 (11-22)
Hit 12 3-pointers: 13 vs. Texas A&M, 1/3/17 (13-25)
Hit 13 3-pointers: 13 vs. Texas A&M, 1/3/17 (13-25)
Hit 14 3-pointers: 15 vs. Georgia, 3/1/12 (15-27)
Hit 15 3-pointers: 15 vs. Georgia, 3/1/12 (15-27)
Hit 16 3-pointers: 16 vs. UNC-Asheville, 12/23/96 (16-33)
Hit 17 3-pointers: 20 vs. LSU, 3/4/95 (20-35)
Hit 18 3-pointers: 20 vs. LSU, 3/4/95 (20-35)
Hit 19 3-pointers: 20 vs. LSU, 3/4/95 (20-35)
Hit 20 3-pointers: 20 vs. LSU, 3/4/95 (20-35)
Hit 21 3-pointers: 21 vs. North Carolina, 12/27/89 (21-48)
Hit 22 3-pointers: Never

SCORING MARGINS

Won game by 50 points or more: 58 vs. Montana State (W, 86-28) 11/23/14
Won game by 60 points or more: 62 vs. Vanderbilt (W, 106-44) 3/5/03
Won game by 70 points or more: 74 vs. Tennessee-Martin (W, 124-50) 11/26/94
Lost game by 30 points or more: 30 at Tennessee (L, 88-58) 2/16/13
Lost game by 40 points or more: 41 at Vanderbilt (L, 93-52) 2/12/08
Lost game by 50 points or more: 55 at Kansas (L, 150-95)

12/9/89
Lost game by 60 points or more: 70 vs. Central (L, 87-17) 1/28/1910
Lost game by 70 points or more: 70 vs. Central (L, 87-17) 1/28/1910
Game decided by one point: vs. Texas A&M, 1/9/18 (W, 74-73)
Game decided by two points: vs. Florida, 1/20/18 (L, 66-64)
Game decided by three points: at LSU, 1/3/18 (W, 74-71)
Two consecutive games decided by one point: vs. North Carolina (W, 73-72) 12/3/11 and at Indiana (L, 73-72) 12/10/11
Three consecutive games decided by one point: Never
Two consecutive games decided by two points: at Ole Miss (L, 71-69) 2/1/11 and Florida (L, 70-68) 2/5/11

Came back from 10-point deficit for win: W, 78-61 vs. ETSU (11/17/17); Trailed by 10 at 18-8 (12:18 in 1st)
Came back from 11-point deficit for win: W, 73-62 vs. Utah Valley (11/10/17); Trailed by 12 at 37-25 (19:26 in 2nd)
Came back from 12-point deficit for win: W, 73-62 vs. Utah Valley (11/10/17); Trailed by 12 at 37-25 (19:26 in 2nd)
Came back from 13-point deficit for win: W, 71-63 at Texas A&M (3/4/17); Trailed by 15 at 19-4 (12:09 in 1st)
Came back from 14-point deficit for win: W, 71-63 at Texas A&M (3/4/17); Trailed by 15 at 19-4 (12:09 in 1st)
Came back from 15-point deficit for win: W, 71-63 at Texas A&M (3/4/17); Trailed by 15 at 19-4 (12:09 in 1st)
Came back from 16-point deficit for win: W, 73-67 vs. Vanderbilt (2/28/17); Trailed by 19 at 25-6 (8:03 in 1st)
Came back from 17-point deficit for win: W, 73-67 vs. Vanderbilt (2/28/17); Trailed by 19 at 25-6 (8:03 in 1st)
Came back from 18-point deficit for win: W, 73-67 vs. Vanderbilt (2/28/17); Trailed by 19 at 25-6 (8:03 in 1st)
Came back from 19-point deficit for win: W, 73-67 vs. Vanderbilt (2/28/17); Trailed by 19 at 25-6 (8:03 in 1st)
Came back from 20-point deficit for win: W, 82-79 at Vanderbilt (2/22/97); Trailed by 22 at 40-18 (3:51 in 1st)
Came back from 30-point deficit for win: W, 99-95 at LSU (2/15/94); Trailed by 31 at 68-37 (15:34 in 2nd)
Came back from 31-point deficit for win: W, 99-95 at LSU (2/15/94); Trailed by 31 at 68-37 (15:34 in 2nd)

REBOUNDS

Pulled down 50 rebounds: 53 (15-38) vs. Troy, 11/20/17
Pulled down 55 rebounds: 59 (20-39) vs. Arizona State, 11/28/16
Pulled down 60 rebounds: 62 (19-43) vs. Morehead State, 12/16/96

OVERTIME GAMES

Played an overtime game: vs. Georgia, 1/31/17 (W, 90-81 OT)
Won an overtime game: vs. Georgia, 1/31/17 (W, 90-81 OT)
Played an SEC overtime game: vs. Georgia, 1/31/17 (W, 90-81 OT)
Won an SEC overtime game: vs. Georgia, 1/31/17 (W, 90-81 OT)
Lost an overtime game: at Texas A&M, 2/20/16 (L, 79-77 OT)
Lost an SEC overtime game: at Texas A&M, 2/20/16 (L, 79-77 OT)
Played an overtime game in SEC Tournament: vs. Texas A&M, 3/13/16 (W, 82-77 OT)
Won an overtime game in SEC Tournament: vs. Texas A&M, 3/13/16 (W, 82-77 OT)
Played two overtimes: at Texas A&M, 1/10/15 (W, 70-64 2ot)
Played three overtimes: vs. Temple 12/7/57 (W, 85-83)
Played four overtimes: Never played four overtime game
Played consecutive games that went to overtime: 1/6/15 vs. Ole Miss (W, 89-86) and 1/10/15 at Texas A&M (70-64)



RUPP ARENA

Year-by-Year Records

Season	W-L	Percentage
2017-18	11-1	.917
2016-17	15-2	.882
2015-16	17-0	1.000
2014-15	19-0	1.000
2013-14	16-2	.889
2012-13	16-2	.889
2011-12	18-0	1.000
2010-11	15-0	1.000
2009-10	18-0	1.000
2008-09	12-6	.667
2007-08	14-4	.778
2006-07	14-2	.875
2005-06	10-5	.667
2004-05	14-1	.933
2003-04	11-2	.846
2002-03	12-1	.923
2001-02	12-3	.800
2000-01	11-1	.917
1999-2000	14-0	1.000
1998-99	12-1	.923
1997-98	9-3	.750
1996-97	12-1	.923
1995-96	13-0	1.000
1994-95	12-1	.923
1993-94	13-1	.929
1992-93	16-0	1.000
1991-92	15-2	.882
1990-91	13-0	1.000
1989-90	13-2	.867
1988-89	8-6	.571
1987-88	14-2	.875
1986-87	13-2	.867
1985-86	18-0	1.000
1984-85	11-3	.786
1983-84	16-0	1.000
1982-83	14-1	.933
1981-82	15-1	.938
1980-81	15-0	1.000
1979-80	12-3	.800
1978-79	11-4	.733
1977-78	16-0	1.000
1976-77	12-2	.857
Total	572-67	.895

Top 10 All-Time Attendances

No.	Att.	Opp.	Date	Result
1.	24,479	Louisville	1/20/10	W, 71-62
2.	24,468	N. Carolina	12/5/09	W, 68-66
3.	24,465	Florida	2/10/07	L, 64-61
4.	24,459	Florida	2/4/03	W, 70-55
5.	24,432	Louisville	12/17/05	W, 73-61
6.	24,431	Florida	2/25/17	W, 76-66
7.	24,428	Florida	3/7/15	W, 67-50
8.	24,425	Florida	2/15/14	L, 69-59
9.	24,418	Kansas	1/28/17	L, 79-73
10.	24,416	Arkansas	2/28/15	W, 84-67

Top 10 Attendances of 17-18

No.	Att.	Opp.	Date	Result
1.	24,394	Florida	1/20/18	L, 66-64
2.	24,228	Louisville	12/29/17	W, 90-61
3.	22,922	Harvard	12/2/17	W, 79-70
4.	22,862	Georgia	12/31/17	W, 66-61
5.	22,690	Virginia Tech	12/16/17	W, 93-86
6.	22,643	Texas A&M	1/6/18	W, 74-73
7.	20,645	Fort Wayne	11/22/17	W, 86-67
8.	20,378	Centre*	11/3/17	W, 106-63
9.	20,212	UIC	11/26/17	W, 107-73
10.	20,174	Vermont	11/12/17	W, 73-69

Cats Rock at Rupp

UK has won 228 of its last 258 home games, including a 54-game winning streak in the venerable arena to begin the John Calipari era. All-time, the Wildcats are 572-67 (.895) in Rupp Arena.

Among the most notable marks of dominance in the nation's toughest venue to play include:

- The Wildcats are 304-41 (.881) in regular-season SEC games in the building
- Kentucky set a new program home record of 19 wins in 2014-15
- The Wildcats have gone undefeated at home in five of John Calipari's nine seasons
- Overall, UK has posted a perfect mark in 13 of Rupp Arena's 42 seasons

Cal Owns Longest Win Streaks in Rupp

With UK's 2011-12 season-opening victory over Marist, UK head coach John Calipari recorded his 34th consecutive win in Rupp Arena as UK's head coach. It broke former UK head coach Rick Pitino's longest streak of 33 games in the venue.

The winning streak reached as long as 54 games. Calipari didn't suffer his first loss in Rupp Arena until losing to Baylor in his fourth season. The 54-game run, however, was his longest career winning streak. He also had the second-longest streak in the arena as the Cats won 42 straight from March 4, 2014 to Nov. 25, 2016.

Pack the House

Kentucky has led the nation in average home attendance in 19 of the last 22 seasons entering this year, including a Rupp Arena record of 24,110 in John Calipari's first season (2009-10) as head coach.

- Kentucky averaged 23,461 fans during the 2016-17 season
- UK has averaged 23,000 or more fans in seven of Calipari's eight seasons
- The Wildcats currently lead the nation in average attendance in 2017-18

The Top-Ranked Team at Home

Kentucky has lost just three times at home as the Associated Press top-ranked team in the history of the program and just twice in Rupp Arena. Prior to the loss to UCLA by three on Dec. 3, 2016, the other two losses came by just one point.

The Wildcats are 53-2 all-time as the AP No. 1 team in Rupp Arena since its opening in 1976. The first loss was to Auburn, 53-52, on Jan. 9, 1988.

Coach Cal in Rupp Arena

It's been downright difficult to beat the Wildcats at Rupp Arena during the John Calipari era. UK is 145-7 (.954) at Rupp Arena under Calipari.

- UK is 18-3 (.857) vs. ranked opponents in Rupp in the Calipari era
- The Wildcats are 127-4 (.969) vs. unranked teams in Rupp under Cal
- UK is 77-3 (.963) at home vs. nonconference foes under Calipari
- Calipari notched his 100th career win at Rupp Arena as UK's coach with the Wildcats' 110-75 rout of Auburn on Feb. 21, 2014. It took Calipari just 104 games to reach the century mark at home, the fastest of any UK coach

Cal Passes Hall for Rupp Record

With a 101-70 victory over Cleveland State on Nov. 23, 2016, John Calipari passed former UK head coach Joe B. Hall for wins in Rupp Arena history.

Calipari currently has 145 victories inside the historic venue. Hall won 122.

Rupp Arena Quick Facts

Year Opened:	1976
First Game:	Nov. 27, 1976
All-Time Record:	572-67 (.89.5)
Record Under Calipari:	145-7 (.95.4)
Capacity:	23,000
Record Crowd:	24,479 (1/20/10)
Longest Winning Streak:	54 (11/9/10-12/1/12)
Current Winning Streak:	0

2017-18 Opponent Breakdown

Utah Valley (Nov. 10)

All-time games in Rupp Arena: One
UK record in Rupp vs. Utah Valley: 1-0
Last time in Rupp Arena: UK, 73-63 (11/10/17)

Vermont (Nov. 12)

All-time games in Rupp Arena: One
UK record in Rupp vs. Vermont: 1-0
Last time in Rupp Arena: UK, 73-69 (11/12/17)

ETSU (Nov. 17)

All-time games in Rupp Arena: Four
UK record in Rupp vs. ETSU: 4-0
Last time in Rupp Arena: UK, 78-61 (11/17/17)

Troy (Nov. 20)

All-time games in Rupp Arena: One
UK record in Rupp vs. Troy: 1-0
Last time in Rupp Arena: UK, 70-62 (11/20/17)

Fort Wayne (Nov. 22)

All-time games in Rupp Arena: One
UK record in Rupp vs. Fort Wayne: 1-0
Last time in Rupp Arena: UK, 86-67 (11/22/17)

UIC (Nov. 26)

All-time games in Rupp Arena: One
UK record in Rupp vs. UIC: 1-0
Last time in Rupp Arena: UK, 107-73 (11/26/17)

Harvard (Dec. 2)

All-time games in Rupp Arena: One
UK record in Rupp vs. Harvard: 1-0
Last time in Rupp Arena: UK, 79-70 (12/26/17)

Virginia Tech (Dec. 16)

All-time games in Rupp Arena: One
UK record in Rupp vs. Virginia Tech: 1-0
Last time in Rupp Arena: UK, 93-86 (12/16/17)

Louisville (Dec. 29)

All-time games in Rupp Arena: 19
UK record in Rupp vs. UofL: 15-4
Last time in Rupp Arena: UK, 90-61 (12/27/17)

Georgia (Dec. 31)

All-time games in Rupp Arena: 40
UK record in Rupp vs. UGA: 36-4
Last time in Rupp Arena: UK, 66-61 (12/31/17)

Texas A&M (Jan. 9)

All-time games in Rupp Arena: Five
UK record in Rupp vs. TAMU: 3-2
Last time in Rupp Arena: UK, 74-73 (1/9/18)

Florida (Jan. 20)

All-time games in Rupp Arena: 42
UK record in Rupp vs. UF: 34-8
Last time in Rupp Arena: UK, 66-64 (1/20/18)

Mississippi State (Jan. 23)

All-time games in Rupp Arena: 28
UK record in Rupp vs. MSU: 26-2
Last time in Rupp Arena: UK, 80-74 (1/12/16)

Vanderbilt (Jan. 30)

All-time games in Rupp Arena: 39
UK record in Rupp vs. VU: 37-2
Last time in Rupp Arena: UK, 73-67 (2/28/17)

Tennessee (Feb. 6)

All-time games in Rupp Arena: 41
UK record in Rupp vs. UT: 37-4
Last time in Rupp Arena: UK, 83-58 (2/14/17)

Alabama (Feb. 17)

All-time games in Rupp Arena: 30
UK record in Rupp vs. UA: 24-6
Last time in Rupp Arena: UK, 78-53 (2/23/16)

Missouri (Feb. 24)

All-time games in Rupp Arena: Three
UK record in Rupp vs. Mizzou: 3-0
Last time in Rupp Arena: UK, 88-54 (1/27/16)

Ole Miss (Feb. 28)

All-time games in Rupp Arena: 30
UK record in Rupp vs. OM: 29-2
Last time in Rupp Arena: UK, 83-61 (1/2/16)



COACH CALIPARI

UK vs. AP Ranked Foes Under Cal

In John Calipari Era (2009-Present)

50-24

at No. 23 Tennessee	Jan. 6, 2018	L, 76-65
vs. No. 4 Kansas (Chicago)	Nov. 14, 2017	L, 65-61
vs. No. 5 North Carolina (NCAA)	March 26, 2017	L, 75-73
vs. No. 8 UCLA (NCAA)	March 24, 2017	W, 86-75
vs. No. 19 Wichita St. (NCAA)	March 19, 2017	W, 65-62
vs. No. 13 Florida	Feb. 25, 2017	W, 76-66
at No. 24 Florida	Feb. 4, 2017	L, 88-66
vs. No. 2 Kansas	Jan. 28, 2017	L, 79-73
vs. No. 24 South Carolina	Jan. 21, 2017	W, 85-69
at No. 10 Louisville	Dec. 21, 2016	L, 73-70
vs. No. 7 North Carolina (Las Vegas)	Dec. 17, 2016	W, 103-100
vs. No. 11 UCLA	Dec. 3, 2016	L, 97-92
vs. No. 13 Michigan St. (New York)	Nov. 15, 2016	W, 69-48
vs. No. 14 Indiana	March 19, 2016	L, 73-67
vs. No. 17 Texas A&M (SECT)	March 13, 2016	W, 82-77
at No. 4 Kansas	Jan. 30, 2016	L, 90-84
vs. No. 16 Louisville	Dec. 27, 2015	W, 75-73
vs. No. 5 Duke (Chicago)	Nov. 17, 2015	W, 74-63
vs. No. 3 Wisconsin (NCAA)	April 4, 2015	L, 71-64
vs. No. 8 Notre Dame (NCAA)	March 28, 2015	W, 68-66
vs. No. 20 W. Virginia (NCAA)	March 26, 2015	W, 78-39
vs. No. 21 Arkansas (SECT)	March 15, 2015	W, 78-63
vs. No. 18 Arkansas	Feb. 28, 2015	W, 84-67
at No. 4 Louisville	Dec. 27, 2014	W, 58-50
vs. No. 21 North Carolina	Dec. 13, 2014	W, 84-70
vs. No. 6 Texas	Dec. 5, 2014	W, 63-51
vs. No. 5 Kansas (Indianapolis)	Nov. 18, 2014	W, 72-40
vs. No. 18 UConn (NCAA)	April 7, 2014	L, 60-54
vs. No. 12 Wisconsin (NCAA)	April 5, 2014	W, 74-73
vs. No. 7 Michigan (NCAA)	March 30, 2014	W, 75-72
vs. No. 5 Louisville (NCAA)	March 28, 2014	W, 74-69
vs. No. 2 Wichita St. (NCAA)	March 23, 2014	W, 78-76
vs. No. 1 Florida (SECT)	March 16, 2014	L, 61-60
at No. 1 Florida	March 8, 2014	L, 84-65
vs. No. 3 Florida	Feb. 15, 2014	L, 69-59
vs. No. 4 Louisville	Dec. 28, 2013	W, 73-66
at No. 18 North Carolina	Dec. 14, 2013	L, 82-77
vs. No. 20 Baylor (Dallas)	Dec. 6, 2013	L, 67-62
vs. No. 2 Michigan St. (Chicago)	Nov. 12, 2013	L, 78-74
vs. No. 11 Florida	March 9, 2013	W, 61-57
at No. 7 Florida	Feb. 12, 2013	L, 69-52
at No. 16 Ole Miss	Jan. 29, 2013	W, 87-74
at No. 4 Louisville	Dec. 29, 2012	L, 80-77
vs. No. 9 Duke (Atlanta)	Nov. 13, 2012	L, 75-68
vs. No. 6 Kansas (NCAA)	April 2, 2012	W, 67-59
vs. No. 17 Louisville (NCAA)	March 31, 2012	W, 69-61
vs. No. 9 Baylor (NCAA)	March 25, 2012	W, 82-70
vs. No. 16 Indiana (NCAA)	March 23, 2012	W, 87-71
vs. No. 22 Florida	March 10, 2012	W, 74-71
at No. 16 Florida	March 4, 2012	W, 74-59
vs. No. 8 Florida	Feb. 7, 2012	W, 78-58
vs. No. 4 Louisville	Dec. 31, 2011	W, 69-62
vs. No. 5 North Carolina	Dec. 3, 2011	W, 73-72
vs. No. 12 Kansas (New York)	Nov. 15, 2011	W, 75-65
vs. No. 9 UConn (NCAA)	April 2, 2011	L, 56-55
vs. No. 7 N. Carolina (NCAA)	March 27, 2011	W, 76-69
vs. No. 1 Ohio State (NCAA)	March 25, 2011	W, 62-60
vs. No. 22 W. Virginia (NCAA)	March 19, 2011	W, 71-63
vs. No. 12 Florida (SECT)	March 13, 2011	W, 70-54
vs. No. 21 Vanderbilt	March 1, 2011	W, 68-66
vs. No. 13 Florida	Feb. 26, 2011	W, 76-68
at No. 21 Vanderbilt	Feb. 12, 2011	L, 81-77
at No. 22 Louisville	Dec. 31, 2010	W, 78-63
vs. No. 23 N. Dame (Louisville)	Dec. 8, 2010	W, 72-58
vs. No. 13 Washington (Maui)	Nov. 23, 2010	W, 74-67
vs. No. 6 W. Virginia (NCAA)	March 27, 2010	L, 73-66
vs. No. 15 Tennessee (SECT)	March 13, 2010	W, 74-45
at No. 19 Tennessee	Feb. 27, 2010	L, 74-65
at No. 17 Vanderbilt	Feb. 20, 2010	W, 58-56
vs. No. 12 Tennessee	Feb. 13, 2010	W, 73-62
vs. No. 25 Ole Miss	Feb. 2, 2010	W, 85-75
vs. No. 21 Vanderbilt	Jan. 30, 2010	W, 85-72
vs. No. 14 UConn (New York)	Dec. 9, 2009	W, 64-61
vs. No. 10 North Carolina	Dec. 5, 2009	W, 68-66

Calipari's Record at UK vs:

vs. No. 1	1-2
vs. Top 3	2-6
vs. Top 5	9-10
vs. Top 10	19-15
vs. Top 15	30-17
vs. Top 20	40-21
vs. Top 25	50-24
Home	18-3
Away	5-10
Neutral	27-11
SEC Tourney	4-1
NCAA Tourney	15-6

Another Milestone Reached: 700 Victories

With Kentucky's win over UIC on Nov. 26, 2017, John Calipari became just the 39th coach to reach 700 on-court wins, regardless of classification. Only 27 coaches have done it with at least 10 seasons at the Division I level.

Calipari became the fourth-fastest coach to 700 on-court wins ever. Only Adolph Rupp (836 games), Jerry Tarkanian (876 games) and Roy Williams (879 games) did it faster.

Moving Up the Kentucky Career Wins List

With a 74-67 victory at Vanderbilt on Jan. 13, John Calipari notched his 263rd career win at Kentucky, tying him with Tubby Smith, who finished his UK career with a 263-83 mark. Calipari trails only the legendary Adolph Rupp (876 wins) and Joe B. Hall (297) for most wins at Kentucky.

Although he's still climbing the charts, he's doing it faster than anyone else in school history. With a thrilling 75-73 victory over rival Louisville on Dec. 26, 2015, John Calipari captured his 200th career win at Kentucky faster than any coach in UK history -- and nearly faster than anyone has ever done it at any school.

Calipari reached the 200-win plateau in his 240th career game at Kentucky. Rick Pitino, previously the fastest to 200 wins at UK prior to Calipari, didn't capture his 200th Wildcat win until his 249th game. Rupp reached 200 during his 250th game.

Not only did Calipari reach the 200-win mark in record pace at Kentucky, he also nearly set the all-time Division I mark. With the win over U of L, he became the second-fastest Division I men's basketball coach to reach 200 victories at a single school, behind only LIU-Brooklyn's Clair Bee, who achieved the feat in 231 games.

Calipari is one of just 11 head coaches in Division I men's basketball history with at least 200 victories at two different schools and just the fifth coach at Kentucky to reach the 200-win plateau. He's currently the only coach in NCAA history with at least 189 victories at three different schools.

Calipari reached his 250th career win at Kentucky with a 73-63 come-from-behind victory vs. Utah Valley for the 2017-18 season opener. Calipari reached 250 wins at UK faster than any other Wildcat coach. It took Rupp 312 games to reach 250 wins, whereas it took Calipari just 303.

First-Ballot Hall of Famer

Kentucky men's basketball coach John Calipari joined basketball's fraternity of legends in September 2015 after being elected to the Naismith Memorial Basketball Hall of Fame on the first ballot.

Calipari joined an elite group of basketball players and coaches in the Naismith Hall of Fame, considered to be one of the ultimate honors in the sport. The Class of 2015 included Calipari, Dick Bevetta, Wildcat Louie Dampier, Lindsay Gaze, Tom Heinsohn, John Isaacs, Spencer Haywood, Lisa Leslie, Dikembe Mutombo, George Raveling and Jojo White.

Calipari in Elite Company with Conference Championships

Kentucky men's basketball coach John Calipari added another first to his Hall of Fame career in 2017.

When Kentucky clinched at least a share of the 2017 Southeastern Conference championship by beating Vanderbilt on Feb. 28, 2017, he made history as a head coach. Calipari is the first NCAA Division I coach to lead three different programs (UMass, Memphis, Kentucky) to five on-court regular-season league titles five different times. He won the Atlantic 10 at the helm of UMass in 1992, 93, 94, 95 and 96. Memphis claimed the Conference USA crown in 2004, 06, 07, 08 and 09. Kentucky has captured the SEC five times in 2010, 12, 15, 16 and 17.

Perhaps more impressive is that Calipari has 29 combined regular-season and tournament championships. That trails only Mark Few of Gonzaga (30 titles) among all active coaches. All-time, Calipari trails only the great Adolph Rupp (41), Dean Smith (30) and Few.

There's No Place Like Home

Since the 2000-01 season, John Calipari-coached teams have posted a 298-26 (.920) record at home. At UK, Coach Cal is 145-7 (.954) in Rupp Arena.

In five of Calipari's eight full seasons at Kentucky, the Wildcats have posted an undefeated record at home, including a school-record 19-0 mark during the 2014-15 season.

Calipari owns both of UK's longest winning streaks in the arena. He began his career at UK with a 54-game winning streak at Rupp Arena. It was the longest winning streak since the arena opened in 1976. With a win over Georgia on Feb. 9, 2016, he secured the second-longest streak in the storied building at 34 games (which ended at 42).

Coach	Streak (Yrs)
1. John Calipari	54 (2010-13)
2. John Calipari	42 (2014-17)
3. Rick Pitino	33 (1992-94)
4. Joe B. Hall	30 (1981-82)
5. Rick Pitino	27 (1995-97)

Life Away From Home Isn't So Bad Either

As good as John Calipari's team's have been at home, they're nearly as good in hostile environments on the road. Dating back to the 2005-06 season, Calipari has recorded an 90-39 (.698) record on the road.

At neutral-site venues, Kentucky is 67-16 all-time under Calipari.

Calipari at No. 1

John Calipari is one of just two coaches (Frank McGuire) to lead three programs to a No. 1 ranking. With UK's No. 1 ranking in 2016-17, Calipari has guided six of his last eight and seven of his last 10 teams to the No. 1 ranking (and the ninth time he's done it overall).

When Coach Cal's teams have been at the top, they've been difficult to knock off:

- Calipari is 110-12 (.902) as the top-ranked Associated Press Top 25 coach in the country
- He's 69-7 (.908) when his team is at the top of the AP Top 25 as UK's head coach
- Calipari tallied a 32-4 mark at UMass when the Minutemen were No. 1 and he was 9-1 at Memphis when he had the Tigers at the pinnacle of the rankings

AHEAD OF THE BARON OF THE BLUEGRASS

• Legendary coach Adolph Rupp won 876 career games while he was the coach of UK. He also led Kentucky to five NCAA titles during his 41-year tenure.

• John Calipari is ahead of the pace set by the legend as far as victories to begin his career at UK. Also, Calipari (.819) is only slightly behind Rupp (.822) in total UK career winning percentage.

Coach	Games	Record	Next Game (322nd Game)
John Calipari	321	263-58	vs. Mississippi State (Jan. 23)
Adolph Rupp	321	258-63	def. Western Ontario 71-28 (Dec. 8, 1945)
Tubby Smith	321	247-74	def. Louisville 61-49 (Dec. 16, 2006)
Joe B. Hall	321	242-79	def. Auburn 71-69 (Feb. 12, 1983)
Rick Pitino	270	220-50	End of UK coaching career at 270th game



COACH CALIPARI

A “players-first” coach with a penchant for helping people reach their dreams, John Calipari, a Naismith Memorial Basketball Hall of Famer, has guided six teams to the Final Four, led one to a national championship and helped 42 players get selected in the NBA Draft during his 25-year college coaching career.

Calipari guided Kentucky to its eighth national championship and his first national title in 2012. In becoming only the second coach in NCAA history to lead three different schools to the Final Four, he has racked up more than 600 victories, 18 NCAA Tournament appearances, six Final Fours and numerous national coach of the year honors.

In 2015, Coach Cal led college basketball’s first ever 38-0 team, and became one of just three coaches to make four Final Fours in a five-year span. At the end of the season, Calipari became the 96th coach to join the Naismith Memorial Basketball Hall of Fame.

While building a program out of obscurity at Massachusetts, laying the foundation at Memphis and restoring luster at the sport’s greatest program at Kentucky, he has totaled the second-most wins in NCAA history in the first 20 years of a college coaching career.

Quite honestly, though, Calipari’s on-court success overshadows a much more significant picture.

In his goal to lead a players-first program, he has helped 42 players realize their dreams and guide them to NBA Draft selections, including a record five first-round draft picks in 2010. Two years later, six Wildcats heard their names called at the 2012 draft, the most in the two-round draft era. UK, with Calipari’s help, would tie those six picks again in 2015, including a record-tying four lottery selections. His four No. 1 overall picks are twice as many as any other coach, and he’s had 31 players drafted during his first eight years at Kentucky, including 24 first-round picks.

Calipari’s players have entered the league NBA-ready. He’s coached an MVP, four All-NBA players, three Rookie of the Year winners, and 10 players from Calipari’s first six teams at Kentucky have made the NBA All-Rookie teams.

Much like he did at UMass, where his players graduated at nearly 80 percent, Calipari has stressed academics. Fifteen of his last 18 seniors at Memphis earned their bachelor’s degrees, and all 17 players at UK who were eligible to graduate by the end of their senior years walked away with a diploma in hand, including three players who earned their degree in just three years. Calipari’s teams routinely have posted a combined team grade-point averages of 3.0 or better.

His foundation, The Calipari Foundation, has raised millions of dollars to help the lives of those in need in the Commonwealth and across the country. In 2010, he used a telethon to raise more than \$1 million for victims of the devastating earthquake in Haiti. He organized another one in 2012 for victims of Superstorm Sandy and another one in 2017 for victims of Hurricane Harvey.

In 2013, Calipari came up with the idea of hosting an annual alumni weekend around his basketball fantasy experience with the intent to raise money for charity. After generating \$350,000 for selected organizations and charities during the inaugural game, the weekend (the game and the fantasy experience) has generated more than \$1 million for charity every year since, including in 2014 without the funds from an alumni game and 2016 with a celebrity softball game in place of the traditional basketball game.

In 2017, Coach Cal was named the head coach of the 2017 USA Basketball Men’s U19 World Cup Team, which finished third at the 2017 FIBA U19 World Cup in Cairo.

Author of five books, including the New York Times Best Seller “Players First: Coaching from the Inside Out,” Calipari is a master of communication and maximizing talent. He lives by the motto that “it’s never a matter of how far you have fallen, but instead it’s about how high you bounce back.”

BIOGRAPHICAL INFORMATION

Date of Birth: Feb. 10, 1959 | **Wife:** Ellen
Children: Erin, Megan, Brad

Education

Clarion State (1982)

Head Coaching Experience

University of Massachusetts (1989-96)

New Jersey Nets (NBA) (1997-99)

University of Memphis (2001-09)

University of Kentucky (2010-present)

COACHING AWARDS

- 2015 Naismith Memorial Basketball Hall of Fame Inductee
- 2015 AP National Coach of the Year
- 2015 Naismith National Coach of the Year
- 2015 NABC National Coach of the Year
- 2015 The Sporting News National Coach of the Year
- 2015 Adolph Rupp National Coach of the Year
- 2015 SEC Coach of the Year (AP/Coaches)
- 2015 USBWA District IV Coach of the Year
- 2012 Nell & John Wooden Coach of the Year Leadership Award
- 2012 Naismith National Coach of the Year Finalist
- 2012 SEC Coach of the Year (AP/Coaches)
- 2010 Adolph Rupp National Coach of the Year
- 2010 Naismith National Coach of the Year Finalist
- 2010 SEC Coach of the Year (AP)
- 2010 *Sporting News* SEC Coach of the Year
- 2010 Yahoo! Sports SEC Coach of the Year
- 2010 USBWA District IV Coach of the Year
- 2009 NABC National Co-Coach of the Year
- 2009 *Sports Illustrated* National Coach of the Year
- 2009 Phelan National Coach of the Year
- 2009 Iba National Coach of the Year Finalist
- 2009 C-USA Coach of the Year
- 2008 Naismith National Coach of the Year
- 2008 C-USA Coach of the Year
- 2008 Iba National Coach of the Year Finalist
- 2008 Phelan National Coach of the Year Finalist
- 2007 Phelan National Coach of the Year Finalist
- 2007 USBWA District IV Coach of the Year
- 2007 *Basketball Times* South Region Coach of the Year
- 2006 C-USA Coach of the Year
- 2004 NABC District 7 Coach of the Year
- 1996 Naismith National Coach of the Year
- 1996 NABC National Coach of the Year
- 1996 *The Sporting News* National Coach of the Year
- 1996 Atlantic 10 Coach of the Year
- 1995 Naismith National Coach of the Year Finalist
- 1994 Naismith National Coach of the Year Finalist
- 1994 Atlantic 10 Coach of the Year
- 1993 USBWA District I Coach of the Year
- 1993 Atlantic 10 Coach of the Year
- 1992 Eastern Basketball Coach of the Year



NCAA DIVISION I ACTIVE WINNINGEST COACHES

(On-Court By Percentage - Min. 10 yrs. at Division I level)

NO.	COACH/TEAM	YRS.	PCT.
1.	Mark Few/Gonzaga	18	.817
2.	Roy Williams/UNC	29	.791
3.	John Calipari/Kentucky	25	.782
4.	Mike Krzyzewski/Duke	42	.764
5.	Bill Self/Kansas	24	.763

*numbers going into the 2017-18 season

SINCE 2005-06 ...

Since the 2005-06 season, John Calipari's on-court record ranks him as the winningest coach. Totals through Jan. 20, 2018.

COACH	RECORD
1. John Calipari	400-72
2. Bill Self	385-74
3. Mike Krzyzewski	367-86
4. Roy Williams	362-104
5. Mark Few	361-80

MISCELLANEOUS ON-COURT RECORDS

Overall On-Court Record:708-198 (.781)
 March/April Record:152-42 (.784)
 NCAA Record:51-17 (.750)
 Record in Conference Games:323-96 (.771)
 Record in Conference Tournament:53-12 (.815)

- Calipari owns the most single-season wins with 38, tying his own record (Memphis in '08 and UK in '12) in 2016 with 38 wins
- Calipari is one of two coaches (Roy Williams) in NCAA Division I history to have 400 or more wins in the first 16 years as a head coach. Calipari had 416 wins in his first 16 years
- Calipari is the winningest coach in NCAA Division I history for a five-year span with 173 victories (2008-12)
- Calipari is the first coach in NCAA Division I history to record five straight on-court 30-win seasons. Memphis hit the 30-win plateau from 2006-09
- Calipari is one of only two coaches (Rick Pitino) to lead three different schools to a Final Four
- Calipari is one of only three coaches (John Wooden, Mike Krzyzewski) to go to four Final Fours in five seasons
- Calipari started with a 54-0 record in Rupp Arena as head coach of the Wildcats
- Calipari has 31 players that have been chosen in the NBA Draft (24 first-round picks) over the last eight seasons
- Calipari has more wins (327) in a 10-year period (2006-15) than any other coach in college basketball history
- Calipari is the second-fastest Division I men's basketball coach to reach 200 victories at a single school, behind only LIU-Brooklyn's Claire Bee
- Calipari's 29 combined regular season and tournament league titles trail only Mark Few of Gonzaga for the most among active coaches
- Calipari became the fourth-fastest coach to 700 on-court wins, behind only Adolph Rupp, Jerry Tarkanian and Roy Williams
- Calipari is tied with Tubby Smith for the third-most wins in school history, behind only Adolph Rupp and Joe B. Hall

CAL IN CONFERENCE

SEC COACHES	CONFERENCE	Tournament	Conference
	CHAMPIONSHIPS	Championships	Coach of the Year
Avery Johnson, Alabama	0	0	0
Mike Anderson, Arkansas	1	1	1
Bruce Pearl, Auburn	7	2	7
Michael White, Florida	3	0	3
Mark Fox, Georgia	4	0	3
John Calipari, Kentucky	15	14	9
Will Wade, LSU	0	0	1
Cuonzo Martin, Missouri	1	0	1
Andy Kennedy, Ole Miss	0	1	2
Ben Howland, Mississippi State	7	5	3
Frank Martin, South Carolina	0	0	1
Rick Barnes, Tennessee	3	1	5
Billy Kennedy, Texas A&M	5	2	4
Bryce Drew, Vanderbilt	4	2	3
TOTALS	50	28	43

CALIPARI VS. ALL OPPONENTS

Alabama 13-3	George Mason 1-0	Montana State 1-0	St. Bonaventure 17-1
Albany 1-0	George Washington 8-9	Morehead State 2-0	St. John's 1-0
Arizona 1-1	Georgetown 2-1	Murray State 1-0	St. Joseph's 15-5
Arizona State 2-1	Georgia 15-2	Nevada 1-0	St. Mary's 1-0
Arkansas 10-6	Georgia Tech 1-1	New Hampshire 5-0	St. Peter's 1-0
Arkansas-Little Rock 3-0	Gonzaga 4-0	New Mexico 1-0	Stanford 3-2
Arkansas-Pine Bluff 1-0	Grand Canyon 1-0	New Orleans 1-0	Stephen F. Austin 1-0
Arkansas State 4-0	Hampton 1-0	NJIT 1-0	Stony Brook 1-0
Auburn 9-1	Hartford 2-0	North Carolina 6-3	Syracuse 3-2
Austin Peay 6-1	Harvard 2-0	North Carolina State 1-0	TCU 7-1
Baylor 1-2	Hofstra 1-0	North Texas 1-0	Temple 13-11
Belmont 2-0	Holy Cross 4-1	Northeastern 3-1	Tennessee 14-8
Boise State 1-0	Houston 16-3	Northern Kentucky 2-0	Tennessee Tech 1-0
Boston 7-1	Howard 1-0	Northwestern State 1-0	Texas 2-2
Boston College 2-0	Illinois 1-1	Notre Dame 2-1	Texas A&M 8-2
Bradley 1-0	Illinois State 1-0	Oakland 1-0	Towson State 1-0
Bucknell 1-0	Indiana 3-2	Ohio State 1-2	Troy 1-0
Buffalo 2-0	Iowa 0-1	Oklahoma 5-1	Tulane 16-0
BYU 1-0	Iowa State 2-0	Oklahoma State 0-2	Tulsa 11-1
Cal State Northridge 1-0	Jackson State 2-0	Old Dominion 2-0	UAB 14-3
Canisius 1-0	Kansas 3-6	Ole Miss 13-4	UCF 5-0
Central Conn. St. 2-0	Kansas State 2-0	Oral Roberts 1-0	UCLA 4-4
Charlotte 2-3	Keene State 1-0	Oregon State 1-0	UNC Asheville 2-0
Chattanooga 2-0	Kentucky 2-4	Pennsylvania 3-0	UNC Greensboro 1-0
Christian Brothers 2-0	La Salle 3-0	Penn State 4-4	UNC Wilmington 1-0
Cincinnati 6-7	Lafayette (Pa.) 1-0	Pepperdine 1-0	UNC Asheville 1-0
Cleveland State 4-0	Lamar 4-0	Pittsburgh 2-1	USF 10-1
Coastal Carolina 1-0	LIU-Brooklyn 1-0	Portland 3-0	Utah 1-1
Colorado 1-1	Lipscomb 1-0	Princeton 2-0	Utah Valley 1-0
Colorado State 0-1	Long Beach State 1-0	Providence 3-1	UTEP 5-0
Columbia 1-0	Louisiana Tech 1-1	Purdue 2-1	UT Arlington 3-0
Connecticut 2-5	Louisville 15-7	Radford 1-0	UT Martin 5-0
Coppin State 1-0	Loyola 1-0	Rhode Island 16-2	Valparaiso 1-0
Cornell 1-0	Lowell 2-1	Rice 4-0	Vanderbilt 14-4
Dartmouth 1-0	LSU 11-2	Richmond 1-0	Vermont 3-0
Dayton 1-0	Manhattan 2-0	Rider 1-0	Villanova 2-0
DePaul 4-2	Marist 2-0	Robert Morris 1-1	Virginia 0-1
Detroit 1-0	Marquette 3-1	Rutgers 11-4	Virginia Tech 3-0
Drexel 2-0	Marshall 6-0	Saint Louis 4-3	Wake Forest 2-1
Duke 1-2	Maryland 5-3	Sam Houston State 1-0	Washington 1-0
Duquesne 12-4	Massachusetts 1-0	Samford 3-0	West Virginia 12-7
East Carolina 7-0	Memphis 1-0	Santa Clara 1-0	Western Kentucky 2-0
East Tennessee State 4-0	Miami (Fla.) 0-1	Savannah State 1-0	Wichita State 2-0
Eastern Kentucky 3-0	Miami (Ohio) 2-0	Seton Hall 1-0	Winthrop 2-0
Eastern Michigan 2-0	Michigan 1-0	Siena 4-0	Wisconsin 1-1
Fairfield 1-0	Michigan State 2-1	SMU 7-0	Wofford 1-0
Florida 15-7	Middle Tennessee 3-0	South Carolina 13-3	Wright State 1-0
Florida State 1-1	Milwaukee 1-0	South Connecticut 1-0	Xavier 2-2
Florida Tech 0-1	Mississippi State 11-0	S. Louisiana 3-0	Yale 1-0
Fordham 5-0	Mississippi Valley St. 1-0	Southern Cal 2-0	
Fort Wayne 1-0	Missouri 7-2	Southern Miss 15-4	
Furman 1-0	Monmouth 1-0	Southwest Texas St. 1-0	



INDIVIDUAL GAME RECORDS CAL ERA

MOST POINTS

Pts.	Player vs. Opponent	Date
47	Malik Monk vs. North Carolina	12-17-16
39	De'Aaron Fox vs. UCLA	3-24-17
37	Malik Monk vs. GEORGIA	1-31-17
35	Jamal Murray vs. FLORIDA	2-6-16
35	Terrence Jones vs. AUBURN	1-11-11
34	Malik Monk at Ole Miss	12-29-16
33	Malik Monk vs. FLORIDA	2-25-17
33	Jamal Murray at Vanderbilt	2-27-16
33	Jamal Murray vs. Ohio State	12-19-15
32	Doron Lamb vs. WINTHROP	12-22-10
30	Tyler Ulis vs. Texas A&M	3-13-16
30	Brandon Knight vs. West Virginia	3-19-11
29	Julius Randle vs. BELMONT	12-21-13
29	Terrence Jones vs. Oklahoma	11-22-10
29	Eric Bledsoe vs. East Tennessee St.	3-18-10
28	De'Aaron Fox vs. Alabama	3-11-17
28	Aaron Harrison vs. ROBERT MORRIS	11-17-13
28	Archie Goodwin vs. MOREHEAD ST.	11-21-12
28	Anthony Davis vs. VANDERBILT	2-25-12

SEC: 37, Malik Monk vs. GEORGIA, 1-31-17

Postseason: 39, De'Aaron Fox vs. UCLA, 3-24-17

SEC Tourney: 30, Tyler Ulis vs. Texas A&M, 3-13-16

NCAA Tourney: 39, De'Aaron Fox vs. UCLA, 3-24-17

Rupp Arena: 37, Malik Monk vs. GEORGIA, 1-31-17

On the Road: 34, Malik Monk at Ole Miss, 12-29-16

Neutral: 47, Malik Monk vs. North Carolina, 12-17-16

SEC Road: 34, Malik Monk at Ole Miss, 12-29-16

Ranked Opp.: 47, Malik Monk vs. North Carolina, 12-17-16

Freshman: 47, Malik Monk vs. North Carolina, 12-17-16

Sophomore: 30, Tyler Ulis vs. Texas A&M, 3-13-16

Junior: 25, Derek Willis vs. TENNESSEE, 2-18-16

Senior: 25, Alex Poythress at Alabama, 1-19-16

Opener: 25, Terrence Jones vs. ETSU, 11-12-10

SEC Opener: 34, Malik Monk at Ole Miss, 12-29-16

***In some cases, the most recent occurrence is listed*

MOST POINTS IN AN SEC GAME

Pts.	Player vs. Opponent	Date
37	Malik Monk vs. GEORGIA	1-31-17
35	Jamal Murray vs. FLORIDA	2-6-16
35	Terrence Jones vs. AUBURN	1-11-11
34	Malik Monk at Ole Miss	12-29-16
33	Malik Monk vs. FLORIDA	2-25-17
33	Jamal Murray at Vanderbilt	2-27-16
28	Jamal Murray vs. TENNESSEE	2-18-16
28	Anthony Davis vs. VANDERBILT	2-25-12
27	Malik Monk vs. VANDERBILT	2-28-17
27	Malik Monk vs. SOUTH CAROLINA	1-21-17
27	De'Aaron Fox vs. ARKANSAS	1-7-17
27	Tyler Ulis at South Carolina	2-13-16
27	Terrence Jones at LSU	1-28-12
27	Anthony Davis vs. ARKANSAS	1-17-12
27	DeMarcus Cousins at South Carolina	1-26-10
26	Malik Monk vs. TEXAS A&M	1-3-17
26	Jamal Murray at South Carolina	2-13-16
26	Aaron Harrison vs. OLE MISS	1-6-15
26	Andrew Harrison vs. TENNESSEE	1-18-14
26	James Young vs. MISSISSIPPI ST.	1-8-14
26	Kyle Wiltjer at Ole Miss	1-29-13
26	Brandon Knight at Arkansas	2-23-11

MOST POINTS IN A HALF

Pts.	Player vs. Opponent	Date
30	Malik Monk ² vs. FLORIDA	2-25-17
27	Malik Monk ² vs. North Carolina	12-17-16
27	Jamal Murray ² vs. Ohio State	12-19-15
24	De'Aaron Fox ² vs. UCLA	3-24-17
24	Malik Monk ² at Ole Miss	12-29-16
23	Malik Monk ² vs. GEORGIA	1-31-17
23	Julius Randle ² vs. Michigan St.	11-12-13
22	Terrence Jones ² vs. AUBURN	1-11-11
22	Eric Bledsoe ² vs. MOREHEAD ST.	11-13-09

1 - First Half; 2 - Second Half

MOST POINTS OFF THE BENCH

Pts.	Player vs. Opponent	Date
35	Terrence Jones vs. AUBURN	1-11-11
32	Doron Lamb vs. WINTHROP	12-22-10
27	Malik Monk vs. VANDERBILT	2-28-17
26	Kyle Wiltjer at Ole Miss	1-29-13
24	Shai Gilgeous-Alexander vs. LOUISVILLE	12-29-17
24	Kyle Wiltjer vs. LOYOLA	12-22-11
24	Doron Lamb at North Carolina	12-4-10
23	Kyle Wiltjer vs. LIPSCOMB	12-15-12
21	Shai Gilgeous-Alexander vs. GEORGIA	12-31-17
20	Doron Lamb at Ole Miss	2-1-11
20	Doron Lamb vs. ETSU	11-12-10

MOST 3-POINTERS MADE

3's	Player vs. Opponent	Date
8	Malik Monk vs. North Carolina	12-17-16
8	Jamal Murray vs. FLORIDA	2-6-16
8	Eric Bledsoe vs. ETSU	3-18-10

MOST FREE THROWS

FTs	Player vs. Opponent	Date
14	Tyler Ulis at Arkansas	1-21-16
13	De'Aaron Fox vs. UCLA	3-24-17
13	Julius Randle at Ole Miss	2-18-14
13	Julius Randle vs. BELMONT	12-21-13

12	Shai Gilgeous-Alexander vs. GEORGIA	12-31-17
12	Tyler Ulis at Tennessee	2-2-16
12	Dakari Johnson vs. UT ARLINGTON	11-25-14
12	Archie Goodwin at Ole Miss	1-29-13
12	Archie Goodwin vs. MOREHEAD ST.	11-21-12
12	Anthony Davis vs. LOUISVILLE	12-31-11

MOST REBOUNDS

Rebs	Player vs. Opponent	Date
19	Michael Kidd-Gilchrist vs. LOUISVILLE	12-31-11
18	Bam Adebayo vs. Northern Kentucky	3-17-17
18	Anthony Davis vs. CHATTANOOGA	12-17-11
18	DeMarcus Cousins vs. LOUISVILLE	1-2-10
18	Patrick Patterson vs. RIDER	11-21-09
18	DeMarcus Cousins vs. SAM HOUSTON ST.	11-19-09
17	Terrence Jones vs. Notre Dame	12-8-10
17	Terrence Jones at Washington	11-23-10
16	Wenyen Gabriel vs. AUBURN	1-14-17
16	Julius Randle vs. LSU	3-14-14
16	Julius Randle vs. UNC ASHEVILLE	11-8-13
16	Nerlens Noel vs. BAYLOR	12-1-12
16	Anthony Davis vs. Kansas	4-2-12
16	Anthony Davis vs. LITTLE ROCK	1-3-12
15	Nick Richards vs. FORT WAYNE	11-22-17
15	Bam Adebayo vs. FLORIDA	2-25-17
15	Bam Adebayo at Missouri	2-21-17
15	Julius Randle vs. Kansas State	3-21-14
15	Julius Randle at South Carolina	3-1-14
15	Julius Randle vs. LSU	2-22-14
15	Julius Randle vs. CLEVELAND STATE	11-25-13
15	Julius Randle vs. R. MORRIS	11-17-13
15	Anthony Davis vs. ST. JOHN'S	12-1-11
15	Terrence Jones vs. UConn	4-2-11
15	DeMarcus Cousins vs. Tennessee	3-13-10

SEC: 16, Wenyen Gabriel, vs. AUBURN, 1-14-17

Postseason: 18, Bam Adebayo, vs. NKU, 3-17-17

SEC Tourney: 16, Julius Randle vs. LSU, 3-14-14

NCAA Tourney: 18, Bam Adebayo, vs. NKU, 3-17-17

Rupp Arena: 19, M. Kidd-Gilchrist vs. LOUISVILLE, 12-31-11

On the Road: 17, Terrence Jones at Wash., 11-23-10

SEC Road: 15, Bam Adebayo at Missouri, 2-21-17

Ranked Opp.: 19, M. Kidd-Gilchrist vs. LOUISVILLE, 12-31-11

Freshman: 19, M. Kidd-Gilchrist vs. LOUISVILLE, 12-31-11

Sophomore: 14, Isaiah Briscoe at Tennessee, 1-24-17

Junior: 18, Patrick Patterson vs. RIDER, 11-21-09

Senior: 14, Josh Harrellson at Arkansas, 2-23-11

Opener: 16, Julius Randle vs. UNC ASHEVILLE, 11-8-13

SEC Opener: 12, W. Cauley-Stein vs. OLE MISS, 1-6-15

***In some cases, the most recent occurrence is listed*

MOST OFFENSIVE REBOUNDS

Rebs	Player vs. Opponent	Date
9	Willie Cauley-Stein vs. ARKANSAS	2-27-14
9	DeMarcus Cousins vs. OLE MISS	2-2-10
9	Patrick Patterson vs. RIDER	11-21-09
8	Bam Adebayo vs. UT MARTIN	11-25-16
8	Dakari Johnson vs. GRAND CANYON	11-14-14
8	DeMarcus Cousins vs. VANDERBILT	1-30-10
8	Patrick Patterson at Indiana	12-12-09
8	DeMarcus Cousins vs. S. HOUSTON ST.	11-19-09

MOST DEFENSIVE REBOUNDS

Rebs	Player vs. Opponent	Date
15	Terrence Jones vs. Notre Dame	12-8-10
14	DeMarcus Cousins vs. LOUISVILLE	1-2-10
13	Anthony Davis vs. LSU	3-9-12
13	Michael Kidd-Gilchrist vs. LOUISVILLE	12-31-11
13	Anthony Davis vs. CHATTANOOGA	12-17-11
13	Terrence Jones vs. Washington	11-23-10
12	Bam Adebayo vs. Northern Kentucky	3-17-17
12	Karl-Anthony Towns vs. GEORGIA	2-3-15
12	Julius Randle vs. Kansas State	3-21-14
12	Anthony Davis vs. Kansas	4-2-12
12	Anthony Davis vs. Louisville	3-31-12
12	Anthony Davis vs. LITTLE ROCK	1-3-12

MOST ASSISTS

Assts.	Player vs. Opponent	Date
16	John Wall vs. HARTFORD	12-29-09
14	Tyler Ulis vs. LSU	3-5-16
14	John Wall vs. UNC Asheville	11-30-09
12	De'Aaron Fox vs. STEPHEN F. AUSTIN	11-11-16
12	Tyler Ulis at South Carolina	2-13-16
12	Isaiah Briscoe at Ole Miss	12-29-16
11	De'Aaron Fox vs. CLEVELAND ST.	11-23-16
11	Tyler Ulis at Florida	3-1-16
11	Tyler Ulis at Texas A&M	2-20-16
11	Tyler Ulis vs. FLORIDA	2-6-16
11	John Wall vs. East Tennessee State	3-18-10
11	John Wall vs. RIDER	11-21-09

SEC: 14, Tyler Ulis vs. LSU, 3-5-16

Postseason: 11, J. Wall vs. E. Tennessee State, 3-18-10

SEC Tourney: 9, Andrew Harrison vs. Georgia, 3-15-14

NCAA Tourney: 11, J. Wall vs. E. Tennessee St., 3-18-10

Rupp Arena: 16, John Wall vs. HARTFORD, 12-29-09

On the Road: 12, Tyler Ulis, at South Carolina, 2-13-16

SEC Road: 12, Tyler Ulis, at South Carolina, 2-13-16

Ranked Opp.: 12, Tyler Ulis, at South Carolina, 2-13-16

Freshman: 16, John Wall vs. HARTFORD, 12-29-09

Sophomore: 14, Tyler Ulis vs. LSU, 3-5-16

Junior: 9, DeAndre Liggins vs. WINTHROP, 12-22-10

Senior: 10, Julius Mays vs. LAFAYETTE, 11-16-12

Opener: 12, De'Aaron Fox vs. SFA, 11-11-16

SEC Opener: 11, Isaiah Briscoe at Ole Miss, 12-29-16

MOST POINTS-REBOUNDS-ASSISTS

P-R-A	Player vs. Opponent	Date
49 (47-0-2)	Malik Monk vs. UNC	12-17-16
47 (27-17-3)	Terrence Jones vs. Notre Dame	12-8-10
46 (39-3-4)	De'Aaron Fox vs. UCLA	3-24-17
45 (29-13-3)	Terrence Jones vs. Oklahoma	11-22-10
45 (27-18-0)	DeMarcus Cousins vs. S. HOUSTON	11-19-09
44 (24-19-1)	Michael Kidd-Gilchrist vs. LOUISVILLE	12-31-11
43 (33-9-2)	Jamal Murray at Vanderbilt	2-27-16
43 (35-8-0)	Terrence Jones vs. AUBURN	1-11-11
42 (33-4-5)	Malik Monk vs. FLORIDA	2-25-17
42 (23-11-8)	Isaiah Briscoe vs. GEORGIA	1-31-17
42 (35-6-1)	Jamal Murray vs. FLORIDA	2-6-16
41 (25-15-1)	Nick Richards vs. FORT WAYNE	11-22-17
41 (37-3-1)	Malik Monk vs. GEORGIA	1-31-17
41 (34-6-1)	Malik Monk at Ole Miss	12-29-16
41 (26-10-5)	James Young vs. MISSISSIPPI STATE	1-8-14
41 (27-13-1)	Julius Randle vs. Michigan State	11-12-13
41 (27-14-0)	Anthony Davis vs. ARKANSAS	1-17-12

MOST MINUTES WITHOUT A TURNOVER

Mins.	Player vs. Opponent	Date
44	Darius Miller at Arkansas	2-23-11
41	Aaron Harrison vs. LSU	2-22-14
40	Tyler Ulis vs. Duke	11-17-15
40	Aaron Harrison vs. OLE MISS	1-6-15
40	Alex Poythress vs. MISSOURI	2-23-13
39	Nerlens Noel vs. TEXAS A&M	1-12-13
39	Ryan Harrow at Louisville	12-29-12
39	Anthony Davis vs. ALABAMA	1-21-12
39	M. Kidd-Gilchrist vs. LOUISVILLE	12-31-11
38	Aaron Harrison at LSU	1-28-14
38	Patrick Patterson vs. Mississippi State	3-14-10

MOST BLOCKED SHOTS

Blks.	Player vs. Opponent	Date
12	Nerlens Noel at Ole Miss	1-29-13
9	Willie Cauley-Stein vs. BOISE STATE	12-10-13
9	Willie Cauley-Stein vs. Providence	12-1-13
8	Nerlens Noel at Alabama	1-22-13
8	Anthony Davis at South Carolina	2-4-12
8	Anthony Davis vs. ST. JOHN'S	12-1-11
7	Karl-Anthony Towns vs. VANDERBILT	1-20-15
7	Willie Cauley-Stein vs. E. MICHIGAN	11-27-13
7	Willie Cauley-Stein vs. MISSOURI	2-23-13
7	Nerlens Noel at Auburn	1-19-13
7	Nerlens Noel vs. TEXAS A&M	1-12-13
7	Nerlens Noel vs. LIPSCOMB	12-15-12
7	Nerlens Noel vs. PORTLAND	12-8-12
7	Anthony Davis vs. Western Kentucky	3-15-12
7	Anthony Davis at Vanderbilt	2-11-12
7	Anthony Davis vs. TENNESSEE	1-31-12
7	Anthony Davis vs. ARKANSAS	1-17-12
7	Anthony Davis vs. SOUTH CAROLINA	1-7-12
7	Anthony Davis vs. Kansas	11-15-11

SEC: 12, Nerlens Noel at Ole Miss, 1-29-13

Postseason: 7, A. Davis vs. Western Kentucky, 3-15-12

SEC Tourney: 6, Anthony Davis vs. LSU, 3-11-12

NCAA Tourney: 7, A. Davis vs. Western Kent., 3-15-12

Rupp Arena: 9, W. Cauley-Stein vs. BOISE ST., 12-10-13

On the Road: 12, Nerlens Noel at Ole Miss, 1-29-13

SEC Road: 12, Nerlens Noel at Ole Miss, 1-29-13

Ranked Opp.: 12, Nerlens Noel at Ole Miss, 1-29-13

Freshman: 12, Nerlens Noel at Ole Miss, 1-29-13

Sophomore: 9, W. Cauley-Stein vs. BOISE ST., 12-10-13

Junior: 4, Willie Cauley-Stein vs. ARKANSAS, 2-28-15

Senior: 6, Josh Harrellson vs. PENN., 1-3-11

Opener: 5, Anthony Davis vs. MARIST, 11-11-11

SEC Opener: 7, A. Davis vs. SOUTH CAROLINA, 1-7-12

***In some cases, the most recent occurrence is listed*

MOST STEALS

Stls.	Player vs. Opponent	Date
6	Tyler Ulis vs. OLE MISS	1-2-16
6	Willie Cauley-Stein vs. GE	

TEAM GAME RECORDS CAL ERA

MOST POINTS

Pts.(Score)	Opp.	Date
115 (115-69)	vs. Arizona State	11-28-16
111 (111-76)	UT MARTIN	11-25-16
110 (110-75)	AUBURN	2-21-15
108 (108-58)	MARIST	11-11-11
107 (107-73)	UIC	11-26-17
105 (105-76)	UT ARLINGTON	11-19-13
104 (104-75)	LIU BROOKLYN	11-23-12
104 (104-61)	HARTFORD	12-29-09
103 (103-100)	vs. North Carolina	12-17-16
102 (102-90)	vs. Indiana	3-23-12
102 (102-92)	SAM HOUSTON ST.	11-19-09

MOST POINTS IN A LOSS

Pts.(Score)	Opp.	Date
92 (97-92)	UCLA	12-3-16
85 (85-87)	at Arkansas	1-14-14
84 (90-84)	at Kansas	1-30-16
82 (87-82)	at LSU	1-28-14
80 (82-80)	at Tennessee	1-24-17
77 (79-77)	at Texas A&M	2-20-16
77 (87-77)	at UCLA	12-3-15
77 (77-82)	at North Carolina	12-14-13
77 (77-80)	at Louisville	12-19-12
76 (76-77)	at Arkansas	2-23-11

MOST POINTS IN A WIN OVER AP RANKED TEAM

Pts.(Score)	Opp.	Date
103 (103-100)	vs. North Carolina	12-17-16
102 (102-90)	vs. Indiana	3-23-12
87 (87-74)	at Ole Miss	1-29-13
86 (86-75)	vs. UCLA	3-24-17
85 (85-69)	SOUTH CAROLINA	1-21-17
85 (85-75)	OLE MISS	2-2-10
85 (85-72)	VANDERBILT	1-30-10
84 (84-67)	ARKANSAS	2-28-15
84 (84-70)	NORTH CAROLINA	12-13-14
82 (82-77)	vs. Texas A&M	3-13-16
82 (82-70)	vs. Baylor	3-25-12

MOST PTS. AT NEUTRAL SITE

Pts.(Score)	Opp.	Date
115 (115-69)	vs. Arizona State	11-28-16
103 (103-100)	vs. North Carolina	12-17-16
102 (102-90)	vs. Indiana	3-23-12
100 (100-71)	vs. ETSU	3-18-10
96 (96-73)	vs. Hofstra	12-11-16
94 (94-57)	vs. UNC Asheville	11-30-09
93 (93-76)	vs. Monmouth	12-9-17
93 (93-80)	vs. Georgia	3-12-16
91 (91-67)	vs. Auburn	3-14-15
90 (90-60)	vs. Wake Forest	3-20-10

MOST PTS. IN NCAA TOURNEY

Pts.(Score)	Opp.	Date
102 (102-90)	vs. Indiana	3-23-12
100 (100-71)	vs. ETSU	3-18-10
90 (90-60)	vs. Wake Forest	3-20-10
87 (87-71)	vs. Iowa State	3-17-12
86 (86-75)	vs. UCLA	3-24-17
85 (85-57)	vs. Stony Brook	3-17-16
82 (82-70)	vs. Baylor	3-25-12
81 (81-66)	vs. Western Kentucky	3-15-12
79 (79-70)	vs. NKU	3-17-17
79 (79-56)	vs. Hampton	3-19-15

MOST PTS. IN SEC TOURNEY

Pts.(Score)	Opp.	Date
93 (93-80)	vs. Georgia	3-12-16
91 (91-67)	vs. Auburn	3-14-15
85 (85-59)	vs. Alabama	3-11-16
85 (85-67)	vs. LSU	3-14-14
82 (82-65)	vs. Arkansas	3-12-17
82 (82-77)	vs. Texas A&M	3-13-16
79 (79-74)	vs. Alabama	3-11-17
78 (78-63)	vs. Arkansas	3-15-15
75 (75-66)	vs. Ole Miss	3-11-11
75 (75-74)	vs. Miss. State	3-14-10

MOST PTS. IN RUPP ARENA WIN

Pts.(Score)	Opp.	Date
111 (111-76)	UT MARTIN	11-25-16
110 (110-75)	AUBURN	2-21-15
108 (108-58)	MARIST	11-11-11
107 (107-73)	UIC	11-26-17
105 (105-76)	UT ARLINGTON	11-19-13
104 (104-75)	LIU BROOKLYN	11-23-12

104 (104-61)	HARTFORD	12-29-09
102 (102-92)	SAM HOUSTON ST.	11-19-09
101 (101-70)	CLEVELAND STATE	11-23-16
101 (101-49)	LAFAYETTE	11-16-12
101 (101-70)	ARKANSAS	1-23-10

MOST PTS. IN ROAD GAME WIN

Pts.(Score)	Opp.	Date
99 (99-76)	at Ole Miss	12-29-16
90 (90-73)	at Indiana	12-12-09
89 (89-62)	at South Carolina	2-13-16
89 (89-77)	at Florida	1-12-10
88 (88-81)	at Mississippi St.	1-17-17
88 (88-79)	at Florida	3-1-16
87 (87-81)	at Vanderbilt	1-10-17
87 (87-74)	at Ole Miss	1-29-13
86 (86-52)	at South Carolina	2-4-12

MOST POINTS IN A HALF

Pts.	Opp.	Date
63 ²	UT ARLINGTON	11-19-13
63 ²	MARIST	11-11-11
60 ¹	at Ole Miss	12-29-16
58 ²	vs. Arizona State	11-28-16
58 ²	UT MARTIN	11-25-16
58 ²	AUBURN	2-21-15
57 ²	vs. Arizona State	11-28-16
57 ¹	ARKANSAS	1-23-10
57 ¹	HARTFORD	12-29-09
56 ²	ARKANSAS	1-7-17
56 ¹	vs. North Carolina	12-17-16
56 ¹	CLEVELAND STATE	11-23-16
56 ¹	DREXEL	12-21-09

¹ - First Half; ² - Second Half

FEWEST POINTS

Pts.(Score)	Opp.	Date
48 (48-64)	vs. Vanderbilt	3-15-13
50 (50-64)	at Notre Dame	11-29-12
52 (52-69)	at Florida	2-12-13
54 (54-60)	vs. UConn	4-7-14
55 (55-48)	ALABAMA	3-4-14
55 (55-59)	at Alabama	1-22-13
55 (55-64)	BAYLOR	12-1-12
55 (55-56)	vs. UConn	4-2-11
56 (56-49)	vs. Kansas State	3-21-14
56 (56-46)	COLUMBIA	12-10-14

FEWEST POINTS IN A WIN

Pts.(Score)	Opp.	Date
55 (55-48)	ALABAMA	3-4-14
56 (56-49)	vs. Kansas State	3-21-14
56 (56-46)	COLUMBIA	12-10-14
57 (57-44)	at Georgia	1-24-12
58 (58-50)	at Louisville	12-27-14
58 (58-38)	PROVIDENCE	11-30-14
58 (58-43)	at South Carolina	1-24-14
58 (58-56)	at Vanderbilt	2-20-10
59 (59-57)	vs. Princeton	3-1-11
60 (60-58)	at Vanderbilt	1-10-13
60 (60-51)	vs. LSU	3-9-12

FEWEST PTS. AT NEUTRAL SITE

Pts.(Score)	Opp.	Date
48 (48-64)	vs. Vanderbilt	3-15-13
54 (54-60)	vs. UConn	4-7-14
55 (55-56)	vs. UConn	4-2-11
56 (56-49)	vs. Kansas State	3-21-14
59 (59-57)	vs. Princeton	3-17-11
60 (60-61)	vs. Florida	3-16-14
60 (60-51)	vs. LSU	3-9-12
61 (61-65)	vs. Kansas	11-14-17
62 (62-67)	vs. Baylor	12-6-13
62 (62-60)	vs. Ohio State	3-25-11
62 (62-45)	vs. Cornell	3-25-10
62 (62-52)	vs. Old Dominion	11-20-11

FEWEST POINTS IN NCAA TOURNEY

Pts.(Score)	Opp.	Date
54 (54-60)	vs. UConn	4-7-14
55 (55-56)	vs. UConn	4-2-11
56 (56-49)	vs. Kansas State	3-21-14
59 (59-57)	vs. Princeton	3-17-11
62 (62-60)	vs. Ohio State	3-25-11
62 (62-45)	vs. Cornell	3-25-10
64 (64-71)	vs. Wisconsin	4-4-15
64 (64-51)	vs. Cincinnati	3-21-15
65 (65-62)	vs. Wichita State	3-19-17
66 (66-73)	vs. West Virginia	3-27-10

FEWEST PTS. IN SEC TOURNEY

Pts.(Score)	Opp.	Date
48 (48-64)	vs. Vanderbilt	3-15-13
60 (60-61)	vs. Florida	3-16-14
60 (60-51)	vs. LSU	3-9-12
64 (64-49)	vs. Florida	3-13-15
64 (64-71)	vs. Vanderbilt	3-11-12
70 (70-58)	vs. Georgia	3-15-14
70 (70-54)	vs. Florida	3-13-11
71 (71-60)	vs. Georgia	3-10-17
72 (72-58)	vs. Alabama	3-12-11

FEWEST PTS. IN RUPP ARENA

Pts.(Score)	Opp.	Date
55 (55-64)	BAYLOR	12-1-12
56 (56-46)	COLUMBIA	12-10-14
58 (58-38)	PROVIDENCE	11-30-14
61 (61-57)	FLORIDA	3-9-13

FEWEST PTS. IN ROAD GAME

Pts.(Score)	Opp.	Date
50 (50-64)	at Notre Dame	11-29-12
52 (52-69)	at Florida	2-12-13
55 (55-48)	at Alabama	3-4-14
55 (55-59)	at Alabama	1-22-13
57 (57-59)	at Robert Morris	3-19-13
57 (57-44)	at Georgia	1-24-12
58 (58-50)	at Louisville	12-27-14
58 (58-43)	at South Carolina	1-24-14
58 (58-88)	at Tennessee	2-16-13
58 (58-56)	at Vanderbilt	2-20-10

FEWEST POINTS IN A HALF

Pts.	Opp.	Date
19 ²	at Georgia	1-24-12
21 ¹	vs. UConn	4-2-11
22 ¹	at Louisville	12-27-14
22 ²	at Alabama	1-22-13
22 ¹	at Tennessee	3-6-11
23 ¹	COLUMBIA	12-10-14
23 ²	vs. UConn	4-7-14
23 ¹	vs. Vanderbilt	3-15-13
23 ²	vs. Maryland	11-9-12
23 ¹	vs. UConn	12-9-09

¹ - First Half; ² - Second Half

MOST FIELD GOALS

FGs.	Opp.	Date
46	MARIST	11-11-11
44	vs. Arizona State	11-28-16
44	AUBURN	2-21-15
42	UIC	11-26-17
42	LIU-BROOKLYN	11-23-12
41	UT MARTIN	11-25-16
41	HARTFORD	12-29-09
40	vs. North Carolina	12-17-16
40	LAFAYETTE	11-16-12
38	CLEVELAND STATE	11-23-16
38	LSU	3-5-16
38	vs. Wake Forest	3-20-10

FEWEST FIELD GOALS

FGs.	Opp.	Date
14	at South Carolina	3-1-14
16	ALABAMA	3-4-14
17	GEORGIA	12-31-17
17	LOUISVILLE	12-31-11
17	at Auburn	2-12-14
18	vs. LSU	3-9-12
18	vs. Vanderbilt	3-15-13
18	vs. Florida	3-16-14
18	vs. UConn	4-7-14
18	at Texas A&M	1-10-15
18	at South Carolina	1-24-15

MOST FIELD-GOAL ATTEMPTS

FGs.	Opp.	Date
84	vs. Arizona State	11-28-16
80	UCLA	12-3-16
77	ARKANSAS	1-23-10
76	ARKANSAS	2-27-14
75	MARIST	11-11-11
74	at Ole Miss	12-29-16
74	vs. North Carolina	12-17-16
74	UT MARTIN	11-25-16

FEWEST FIELD-GOAL ATTEMPTS

FGs.	Opp.	Date
39	at South Carolina	1-24-15
40	at Robert Morris	3-19-13

41	ALABAMA	1-31-15
41	TENNESSEE	1-31-12
42	FLORIDA	2-15-14
42	vs. Providence	12-1-13
42	vs. LSU	3-9-12
42	vs. Cleveland State	11-24-09

MOST FREE THROWS

FTs.	Opp.	Date
35	vs. Indiana	3-23-12
33	at South Carolina	3-1-14
32	LOUISVILLE	12-31-11
31	MOREHEAD STATE	11-21-12
31	INDIANA	12-11-10
30	vs. Auburn	3-14-15
30	UNC ASHEVILLE	11-8-13
30	vs. Baylor	3-25-12
29	ILLINOIS STATE	

TEAM GAME RECORDS CAL ERA

MOST 3-POINT ATTEMPTS

3s.	Opp.	Date
33	CHATTANOOGA	12-17-11
33	vs. East Tennessee State	3-18-10
33	ARKANSAS	1-23-10
32	vs. West Virginia	3-27-10
28	vs. Arizona State	11-28-16
28	at Texas A&M	1-10-15
28	ALABAMA	3-4-14
28	vs. Vanderbilt	3-11-12
28	HARTFORD	12-29-09
27	GEORGIA	3-1-12
27	vs. UConn	4-2-11

FEWEST 3-POINT ATTEMPTS

3s.	Opp.	Date
5	vs. Wisconsin	4-4-15
5	vs. Wisconsin	4-5-14
5	at Tennessee	1-14-12
6	FLORIDA	3-7-15
6	Vanderbilt	1-20-15
7	at Missouri	1-29-15
7	PROVIDENCE	11-30-14
7	vs. Louisville	3-31-12
7	at Indiana	12-10-11

MOST REBOUNDS

Rebs.	Opp.	Date
59	vs. Arizona State	11-28-16
59	ARKANSAS	1-23-10
57	LOUISVILLE	12-31-11
56	ROBERT MORRIS	11-17-13
54	NJIT	11-14-15
53	TROY	11-20-17
53	at Texas A&M	1-10-15
53	MONTANA STATE	11-23-14
53	at Mississippi State	2-16-10
53	at LSU	2-6-10

FEWEST REBOUNDS

Rebs.	Opp.	Date
21	ALABAMA	1-31-15
21	at Tennessee	2-16-13
22	vs. Wisconsin	4-4-15
24	GEORGIA	2-3-15
24	NORTH CAROLINA	12-13-14
24	TENNESSEE	1-18-14
25	vs. Baylor	12-6-13
25	at Robert Morris	3-19-13

MOST OFFENSIVE REBOUNDS

Rebs.	Opp.	Date
26	ARKANSAS	2-27-14
24	GRAND CANYON	11-14-14
24	vs. West Virginia	3-27-10
22	NJIT	11-14-15
22	at Auburn	2-2-14
22	ARKANSAS	1-23-10
21	VALPARAISO	12-7-16
21	COLUMBIA	12-10-14
21	at South Carolina	3-1-14
21	BAYLOR	12-1-12
21	at Indiana	12-12-09

FEWEST OFFENSIVE REBOUNDS

Rebs.	Opp.	Date
3	at South Carolina	1-24-14
5	GEORGIA	2-3-15
5	ALABAMA	1-31-15
5	MISSISSIPPI STATE	2-15-11
5	GEORGIA	1-29-11

MOST DEFENSIVE REBOUNDS

Rebs.	Opp.	Date
39	vs. Arizona State	11-28-16
39	ROBERT MORRIS	11-17-13
39	EASTERN MICHIGAN	1-2-13
38	TROY	11-20-17
38	vs. Hampton	3-19-15
38	EASTERN KENTUCKY	12-7-14
38	vs. Cleveland State	11-24-09
37	at Texas A&M	1-10-15
37	LOUISVILLE	12-31-11
37	ARKANSAS	1-23-10
36	vs. FLORIDA	2-25-17
36	at Florida	3-1-16
36	RADFORD	11-23-11
36	MARIST	11-11-11

FEWEST DEFENSIVE REBOUNDS

Rebs.	Opp.	Date
9	at Tennessee	2-16-13
13	NORTH CAROLINA	12-13-14
15	vs. Baylor	12-6-13
15	at Alabama	1-18-11
16	vs. Wisconsin	4-4-15
16	ALABAMA	1-31-15
16	TEXAS A&M	1-12-13
16	at Auburn	1-11-12
16	vs. UConn	11-24-10

MOST ASSISTS

Assts.	Opp.	Date
33	vs. Arizona State	11-28-16
30	HARTFORD	12-29-09
28	LIU-BROOKLYN	11-23-12
28	vs. UNC Asheville	11-30-09
25	CLEVELAND STATE	11-23-16
25	AUBURN	2-21-15
25	vs. UCLA	12-20-14
24	at Ole Miss	12-29-16
24	UT MARTIN	11-25-16
24	BOSTON	11-21-14
24	MARIST	11-11-11
24	vs. East Tennessee State	3-18-10

FEWEST ASSISTS

Assts.	Opp.	Date
5	LSU	2-22-14
6	VANDERBILT	3-1-11
7	at South Carolina	1-16-18
7	at Florida	2-4-17
7	vs. Wisconsin	4-4-15
7	vs. Florida	3-13-15
7	ARKANSAS	2-27-14
7	at Auburn	2-12-14
7	BOISE STATE	12-10-13
7	vs. Vanderbilt	3-15-13
7	VANDERBILT	2-20-13
7	at Tennessee	1-14-12
7	vs. Washington	11-23-10

MOST TURNOVERS

TOs.	Opp.	Date
24	MOREHEAD STATE	11-13-09
23	SAM HOUSTON STATE	11-19-09
22	ETSU	11-17-17
21	LOUISVILLE	12-31-11
21	vs. Old Dominion	11-20-11
21	NORTH CAROLINA	12-5-09
20	EASTERN MICHIGAN	11-27-13
20	ALBANY	11-13-15
20	vs. Cleveland State	11-24-09

FEWEST TURNOVERS

TOs.	Opp.	Date
3	at Georgia	3-3-15
3	at South Carolina	2-4-12
4	ALABAMA	2-23-16
4	COLUMBIA	12-10-14
4	vs. Wisconsin	4-5-14
4	PORTLAND	11-26-11
5	vs. Georgia	3-12-16
5	at Vanderbilt	2-27-16
5	ALABAMA	1-31-15

MOST BLOCKS

Blks.	Opp.	Date
18	ST. JOHN'S	12-1-11
15	vs. Stony Brook	3-17-16
14	at Georgia	3-3-10
13	vs. UCLA	12-20-14
13	at Ole Miss	1-29-13
13	ARKANSAS	1-17-12
13	vs. Kansas	11-15-11
13	MARIST	11-11-11

FEWEST BLOCKS

Blks.	Opp.	Date
1	at Vanderbilt	1-10-17
1	vs. Alabama	3-11-16
1	at LSU	1-5-16
1	WRIGHT STATE	11-20-15
1	ALABAMA	1-31-15
1	at Missouri	1-29-15
1	vs. Wisconsin	4-5-14
1	at Florida	3-8-14

MOST STEALS

Stls.	Opp.	Date
15	LAFAYETTE	11-16-12
13	OLE MISS	1-2-16
13	vs. UConn	12-9-09
12	STEPHEN F. AUSTIN	11-11-16
12	BOSTON	11-24-15
12	NORTH CAROLINA	12-13-14
12	PROVIDENCE	11-30-14
12	LIPSCOMB	12-15-12
12	PORTLAND	11-26-11
12	vs. Cornell	3-25-10
12	GEORGIA	1-9-10
12	vs. UNC Asheville	11-30-09

FEWEST STEALS

Stls.	Opp.	Date
0	vs. Baylor	12-6-13
1	vs. Michigan State	11-12-13
1	at Robert Morris	3-19-13
1	vs. West Virginia	3-19-11
1	FLORIDA	2-26-11

MOST PERSONAL FOULS

Fls.	Opp.	Date
33	at Kansas	1-30-16
32	at South Carolina	1-16-18
31	at Arkansas	1-14-14
31	at North Carolina	12-14-13
29	at South Carolina	3-1-14
28	VANDERBILT	1-30-10
27	vs. Hofstra	12-11-16
27	at Florida	3-1-16
27	at UCLA	12-3-15
27	vs. West Virginia	3-27-10

FEWEST PERSONAL FOULS

Fls.	Opp.	Date
7	HARTFORD	12-29-09
8	MONTANA STATE	11-23-14
8	LAFAYETTE	11-16-12
8	vs. Florida	3-10-12
8	vs. Princeton	3-17-11
8	WINTHROP	12-22-10
8	DREXEL	12-21-09
8	vs. UNC Asheville	11-30-09

HIGHEST FIELD-GOAL PCT.

Pct.	Opp.	Date
.677	LIU-BROOKLYN	11-23-12
.667	UIC	11-26-17
.647	AUBURN	2-21-15
.645	LAFAYETTE	11-16-12
.643	vs. Providence	12-1-13
.614	SOUTH CAROLINA	2-5-13
.613	MARIST	11-11-11
.603	vs. Wake Forest	3-20-10
.603	HARTFORD	12-29-09
.600	FORT WAYNE	11-22-17
.600	SAM HOUSTON STATE	11-19-09

LOWEST FIELD-GOAL PCT.

Pct.	Opp.	Date
.269	at South Carolina	3-1-14
.281	at Texas A&M	1-10-15
.296	BAYLOR	12-1-12
.298	LOUISVILLE	12-31-11
.309	at Auburn	2-12-14
.315	GEORGIA	12-31-17
.327	ALABAMA	3-4-14
.339	vs. UConn	4-2-11
.342	ARKANSAS	2-27-14
.343	vs. West Virginia	3-27-10

HIGHEST FREE-THROW PCT.

Pct.	Opp.	Date
1.000	FLORIDA	2-7-12
1.000	AUSTIN PEAY	12-19-09
.958	TENNESSEE	1-18-14
.955	at Florida	2-7-15
.946	vs. Indiana	3-23-12
.923	at Mississippi State	2-25-15
.900	vs. Wisconsin	4-4-15
.900	at Ole Miss	2-18-14
.895	DREXEL	12-21-09
.889	at Alabama	1-17-15
.889	TENNESSEE	1-31-12

min 10 attempts

LOWEST FREE-THROW PCT.

Pct.	Opp.	Date
.200	ETSU	11-17-17
.333	vs. UConn	4-2-11
.391	ETSU	11-12-10
.412	vs. Wake Forest	3-20-10
.435	at Vanderbilt	2-27-16
.471	PROVIDENCE	11-30-14
.478	at Louisville	12-29-12
.500	OLE MISS	1-2-16
.500	BOSTON	11-24-15
.500	vs. Georgia	3-15-14
.500	vs. Vanderbilt	3-15-13
.500	vs. Oklahoma	11-22-10

min 10 attempts

HIGHEST 3-POINT PERCENTAGE

Pct.	Opp.	Date
.700	at Florida	3-1-16
.692	DREXEL	12-21-09
.667	AUSTIN PEAY	12-19-09
.636	vs. Michigan	3-30-14
.625	BOSTON	11-30-10
.600	FLORIDA	2-6-16
.600	FLORIDA	2-7-12
.591	vs. Alabama	3-11-16
.583	vs. Arkansas	3-15-15
.583	at Florida	2-5-11

min 10 attempts

LOWEST 3-POINT PERCENTAGE

Pct.	Opp.	Date
.077	vs. Alabama	3-12-10
.083	TEXAS	12-5-14
.091	at South Carolina	1-16-18
.091	at Tennessee	2-27-10
.100	TENNESSEE	1-31-12
.111	at Vanderbilt	1-10-17
.118	COLUMBIA	12-10-14
.125	vs. LSU	3-9-12
.125	vs. West Virginia	3-27-10
.125	vs. Cornell	3-25-10
.143	HARVARD	12-2-17
.143	GEORGIA	1-9-10
.143	LOUISVILLE	1-2-10

min 10 attempts

HIGHEST REBOUND MARGIN

Mg.	Opp.	Date
+31	NJIT	11-14-15
+30	GRAND CANYON	

Quade Green



Freshman • G • 6-0 • 180 lbs • Philadelphia Neumann-Goretti • Undeclared/Exploratory Studies in Agriculture



Bio Blast

- Pronunciation: KWAH-DAY
- Returned from a three-games absence due to a back strain vs. Florida
- Scored in double figures in eight of the last 13 games he's appeared in
- Has at least three assists in all but six games he's appeared in
- Hit three 3-pointers in a team-leading three games this season
- Five-star point guard prospect by Rivals, ESPN and Scout
- Enjoyed a prolific high school career that saw him capture four state championships, including a 22-point, eight-assist and two-steal performance in the title game during his senior season
- 2016 and 2017 Pennsylvania Class 3A Player of the Year
- On the USA Basketball 2016 FIBA Americas U18 Championship team that won a gold medal in Chile
- McDonald's High School All-American, Jordan Brand Classic & HoopHall Classic (MVP) participant
- Chose Kentucky because of the elite talent every day in practice
- Born 80 percent deaf and didn't speak for years but overcame those challenges with the help of auditory implants and speech therapists

Season Averages

Games played.....	16
Minutes/game.....	24.3
Points/game.....	10.2
FG Pct.....	46.2
3FG Pct.....	36.7
FT Pct.....	79.3
Rebounds/game.....	1.9
Assists/game.....	3.3
Turnovers/game.....	1.9
Assist/turnover ratio.....	1.7
Steals/game.....	0.3

Season Highs

Points.....	21, vs. ETSU (11/17/17)
FG Made.....	9, vs. ETSU (11/17/17)
FG Attempts.....	14, at Tennessee (01/06/18)
3FG Made.....	3, 3x, last at Tennessee (01/06/18)
3FG Attempts.....	7, at Tennessee (01/06/18)
FT Made.....	6, vs. GEORGIA (12/31/17)
FT Attempts.....	8, vs. GEORGIA (12/31/17)
Rebounds.....	6, vs. UIC (11/26/17)
Assists.....	5, 5x, last vs. LOUISVILLE (12/29/17)
Steals.....	1, 4x, last at Tennessee (01/06/18)
Blocks.....	-
Minutes.....	33, at Tennessee (01/06/18)

Career Highs

Points.....	21, vs. ETSU (11/17/17)
FG Made.....	9, vs. ETSU (11/17/17)
FG Attempts.....	14, at Tennessee (01/06/18)
3FG Made.....	3, 3x, last at Tennessee (01/06/18)
3FG Attempts.....	7, at Tennessee (01/06/18)
FT Made.....	6, vs. GEORGIA (12/31/17)
FT Attempts.....	8, vs. GEORGIA (12/31/17)
Rebounds.....	6, vs. UIC (11/26/17)
Assists.....	5, 5x, last vs. LOUISVILLE (12/29/17)
Steals.....	1, 4x, last at Tennessee (01/06/18)
Blocks.....	-
Minutes.....	33, at Tennessee (01/06/18)

Game-By-Game

Opponent	Date	gs	min	Total		3-Pointers		Free throws		Rebounds			pf	a	tfo	blk	stl	pts	avg		
				fg/fga	pct	3fg/3fga	pct	ft/fta	pct	off	def	tot								avg	
UTAH VALLEY	11/10/17	*	21	0-4	.000	0-1	.000	4-4	1.000	0	0	0	0.0	1	1	0	0	4	4.0		
VERMONT	11/12/17	*	26	6-11	.545	1-2	.500	2-2	1.000	1	3	4	2.0	1	4	1	0	15	9.5		
vs #4/3 Kansas	11/14/17	*	21	2-7	.286	0-2	.000	2-2	1.000	0	1	1	1.7	1	2	0	0	6	8.3		
ETSU	11/17/17	*	26	9-13	.692	3-5	.600	0-1	.000	0	0	0	1.3	1	3	3	0	21	11.5		
TROY	11/20/17	*	26	5-10	.500	1-2	.500	2-2	1.000	0	3	3	1.6	2	3	3	0	13	11.8		
FORT WAYNE	11/22/17	*	22	5-6	.833	1-1	1.000	0-0	.000	2	2	4	2.0	1	5	3	0	11	11.7		
UIC	11/26/17	*	21	5-7	.714	2-3	.667	0-0	.000	0	6	6	2.6	2	4	4	0	12	11.7		
HARVARD	12/2/17	*	30	1-5	.200	0-2	.000	0-0	.000	0	2	2	2.5	2	5	2	0	1	2	10.5	
vs Monmouth	12/9/17	*	16	4-6	.667	1-2	.500	0-0	.000	1	2	3	2.6	2	5	1	0	9	10.3		
RV/RV VIRGINIA TECH	12/16/17	*	27	6-12	.500	2-5	.400	3-4	.750	1	0	1	2.4	1	5	1	0	17	11.0		
vs UCLA	12/23/17	*	20	1-7	.143	0-4	.000	0-0	.000	0	0	0	2.2	0	2	3	0	2	10.2		
RV/RV LOUISVILLE	12/29/17	*	27	4-6	.667	3-4	.750	2-2	1.000	0	0	0	2.0	3	5	3	0	13	10.4		
GEORGIA	12/31/17	*	25	4-10	.400	1-4	.250	6-8	.750	1	3	4	2.2	2	1	2	0	15	10.8		
at LSU	01/03/18	*	31	3-6	.500	0-1	.000	1-2	.500	0	3	3	2.2	0	2	3	0	7	10.5		
at #23/22 Tennessee	01/06/18	*	33	5-14	.357	3-7	.429	1-2	.500	0	0	0	2.1	3	4	2	0	14	10.7		
TEXAS A&M	01/09/18	dnp	-	-	-	-	-	-	-	-	-	-	-	-	-	-	-	-	-		
at Vanderbilt	01/13/18	dnp	-	-	-	-	-	-	-	-	-	-	-	-	-	-	-	-	-		
at South Carolina	01/16/18	dnp	-	-	-	-	-	-	-	-	-	-	-	-	-	-	-	-	-		
FLORIDA	01/20/18	*	17	1-8	.125	0-4	.000	0-0	.000	0	0	0	1.9	1	2	0	0	2	10.2		
Totals			13	389	61-132	.462	18-49	.367	23-29	.793	6	25	31	1.9	23	53	31	0	4	163	10.2

Games played: 16
 Minutes/game: 24.3
 Points/game: 10.2
 FG Pct: 46.2
 3FG Pct: 36.7
 FT Pct: 79.3

Rebounds/game: 1.9
 Assists/game: 3.3
 Turnovers/game: 1.9
 Assist/turnover ratio: 1.7
 Steals/game: 0.3

Superlatives

Season Stats		Career Stats	
10+ points	9	10+ points	9
20+ points	1	20+ points	1
3+ assists	10	3+ assists	10
3+ steals	-	3+ steals	-
10+ rebounds	-	10+ rebounds	-
Double-doubles	-	Double-doubles	-
Dunks	-	Dunks	-

Career Statistics

Year	GP-GS	Min-Avg	FG-FGA	Pct	3FG-FGA	Pct	FT-FTA	Pct	Off-Def-Tot-Avg	PF-FO	Ast	TO	Blk	Stl	Pts	Avg
2017-18	16-13	389-24.3	61-132	.462	18-49	.367	23-29	.793	6-25-31-1.9	23-0	53	31	0	4	163	10.2
TOTAL	16-13	389-24.3	61-132	.462	18-49	.367	23-29	.793	6-25-31-1.9	23-0	53	31	0	4	163	10.2



Sacha Killeya-Jones

Sophomore • F • 6-10 • 221 lbs • Chapel Hill, N.C.
Virginia Episcopal • Communication



Bio Blast

- Pronunciation: SAH-shuh kuh-LEE-uh
- Returned to the UK rotation vs. Virginia Tech after missing the Monmouth game with a sprained left ankle
- Was 4 of 4 from the field and scored a season-high nine points against Harvard. He also had two rebounds and two blocks in 18 minutes of action
- Played well against Kansas, notching career highs in rebounds (nine) and blocks (three)
- After the Vermont game, Calipari said of Killeya-Jones: "Sacha played his butt off today. You just saw him, the work that he's put in"
- Attended Great Britain's national training camp in August for FIBA EuroBasket 2017
- Made 15 appearances last season, but none after the Jan. 21 game vs South Carolina
- Scored 40 points, grabbed 31 rebounds and blocked 10 shots in his freshman season
- Posted 13 games with at least 20 points and 10 rebounds as a senior in high school
- Named the Virginia Player of the Year as a senior
- Won a state title and two AAU national championships during his prep career

Season Averages

Games played	18
Minutes/game	15.8
Points/game	4.2
FG Pct	58.8
3FG Pct	0.0
FT Pct	55.6
Rebounds/game	3.7
Assists/game	0.4
Turnovers/game	0.7
Assist/turnover ratio	0.6
Steals/game	0.3
Blocks/game	0.7

Season Highs

Points	9, vs. HARVARD (12/02/17)
FG Made	4, twice, last vs. HARVARD (12/02/17)
FG Attempts	6, twice, last vs. ETSU (11/17/17)
3FG Made	
3FG Attempts	1, vs. TEXAS A&M (01/09/18)
FT Made	4, vs. VERMONT (11/12/17)
FT Attempts	4, vs. VERMONT (11/12/17)
Rebounds	9, vs. Kansas (11/14/17)
Assists	3, at LSU (01/03/18)
Steals	2, twice, last vs. UCLA (12/23/17)
Blocks	3, twice, last vs. ETSU (11/17/17)
Minutes	25, vs. ETSU (11/17/17)

Career Highs

Points	12, vs. UT-MARTIN (11/25/16)
FG Made	6, vs. UT-MARTIN (11/25/16)
FG Attempts	8, vs. UT-MARTIN (11/25/16)
3FG Made	
3FG Attempts	1, vs. TEXAS A&M (01/09/18)
FT Made	4, vs. VERMONT (11/12/17)
FT Attempts	5, vs. CLEVELAND STATE (11/23/16)
Rebounds	9, vs. Kansas (11/14/17)
Assists	3, at LSU (01/03/18)
Steals	2, twice, last vs. UCLA (12/23/17)
Blocks	3, twice, last vs. ETSU (11/17/17)
Minutes	25, vs. ETSU (11/17/17)

Game-By-Game

Opponent	Date	gs	min	Total fg-fga	pct	3fg-fga	pct	Free throws ft-fa	pct	Rebounds off	def	tot	avg	pf	a	t/o	blk	stl	pts	avg
UTAH VALLEY	11/10/17	15	2-3	.667	0-0	.000	0-2	.000	2	0	2	2.0	4	0	1	1	1	1	4	4.0
VERMONT	11/12/17	18	1-2	.500	0-0	.000	4-4	1.000	2	2	4	3.0	0	0	0	0	0	0	6	5.0
vs #4/3 Kansas	11/14/17	23	4-6	.667	0-0	.000	0-3	.000	4	5	9	5.0	3	2	0	3	0	8	6.0	
ETSU	11/17/17	25	2-6	.333	0-0	.000	0-0	.000	6	2	8	5.8	3	1	3	3	2	4	5.5	
TROY	11/20/17	17	1-4	.250	0-0	.000	0-0	.000	1	3	4	5.4	1	1	0	0	0	2	4.8	
FORT WAYNE	11/22/17	10	2-4	.500	0-0	.000	0-0	.000	1	2	3	5.0	2	0	1	1	0	4	4.7	
UIC	11/26/17	12	1-2	.500	0-0	.000	0-0	.000	1	2	3	4.7	1	0	1	0	0	2	4.3	
HARVARD	12/2/17	18	4-4	1.000	0-0	.000	1-2	.500	0	2	2	4.4	0	0	0	2	0	9	4.9	
vs Monmouth	12/9/17	dnp	-	-	-	-	-	-	-	-	-	-	-	-	-	-	-	-	-	-
RV/RV VIRGINIA TECH	12/16/17	7	0-0	.000	0-0	.000	0-0	.000	0	1	1	4.0	2	0	0	0	0	0	4.3	
vs UCLA	12/23/17	6	0-1	.000	0-0	.000	2-2	1.000	2	1	3	3.9	3	0	0	0	2	2	4.1	
RV/RV LOUISVILLE	12/29/17	19	3-5	.600	0-0	.000	2-3	.667	2	2	4	3.9	4	0	0	0	0	8	4.5	
GEORGIA	12/31/17	21	0-1	.000	0-0	.000	0-0	.000	1	1	2	3.8	3	1	1	1	0	0	4.1	
at LSU	01/03/18	12	1-3	.333	0-0	.000	0-2	.000	2	3	5	3.8	0	3	1	0	0	2	3.9	
at #23/22 Tennessee	01/06/18	16	1-1	1.000	0-0	.000	2-2	1.000	1	2	3	3.8	4	0	1	0	0	4	3.9	
TEXAS A&M	01/09/18	19	1-2	.500	0-1	.000	2-3	.667	3	2	5	3.9	2	0	0	0	0	4	3.9	
at Vanderbilt	01/13/18	15	2-2	1.000	0-0	.000	0-0	.000	1	1	2	3.8	3	0	0	1	1	4	3.9	
at South Carolina	01/16/18	19	2-2	1.000	0-0	.000	1-3	.333	0	3	3	3.7	4	0	1	1	0	5	4.0	
FLORIDA	01/20/18	12	3-3	1.000	0-0	.000	1-1	1.000	2	1	3	3.7	3	0	3	0	0	7	4.2	
Totals		0	284	30-51	.588	0-1	.000	15-27	.556	31	35	66	3.7	42	8	13	13	6	75	4.2

Games played: 18
Minutes/game: 15.8
Points/game: 4.2
FG Pct: 58.8
3FG Pct: 0.0
FT Pct: 55.6

Rebounds/game: 3.7
Assists/game: 0.4
Turnovers/game: 0.7
Assist/turnover ratio: 0.6
Steals/game: 0.3
Blocks/game: 0.7

Superlatives

Season Stats	Career Stats
10+ points	-
20+ points	-
3+ blocks	2
3+ steals	-
10+ rebounds	-
Double-doubles	-
Dunks	7
10+ points	1
20+ points	-
3+ blocks	2
3+ steals	-
10+ rebounds	-
Double-doubles	-
Dunks	11

Career Statistics

Year	GP-GS	Min-Avg	FG-FGA	Pct	3FG-FGA	Pct	FT-FTA	Pct	Off-Def-Tot-Avg	PF-FO	Ast	TO	Blk	Stl	Pts	Avg
2016-17	15-0	96-6.4	17-29	.586	0-0	.000	6-15	.400	12-19-31-2.1	19-0	2	7	10	1	40	2.7
2017-18	18-0	284-15.8	30-51	.588	0-1	.000	15-27	.556	31-35-66-3.7	42-0	8	13	13	6	75	4.2
TOTAL	33-0	380-11.5	47-80	.588	0-1	.000	21-42	.500	43-54-97-2.9	61-0	10	20	23	7	115	3.5



Jarred Vanderbilt

Freshman • F • 6-9 • 214 lbs • Houston
Victory Prep Academy • Undeclared/Exploratory
Studies in Agriculture



Bio Blast

- Made his debut last week averaging 13.5 minutes in two games
- Displayed his versatility late in the first half at South Carolina when he took over the “point forward” duties when Shai Gilgeous-Alexander and Hamidou Diallo picked up two fouls apiece
- Missed the first 17 games of the season with a foot injury. Initially diagnosed to return in January but decided to delay surgery and re-evaluate
- Rated as one of the nation’s top 20 prospects
- Averaged 28.5 points, 13.4 rebounds and 8.8 assists a game for Victory Prep Academy as a senior
- AAU teammate of former UK All-America guard De’Aaron Fox
- A McDonald’s All-American and Jordan Brand Classic participant
- McDonald’s High School All-American, Jordan Brand Classic and HoopHall Classic participant
- Honor-roll high-school student
- High school salutatorian for the Honor Society
- Returned to his hometown of Houston with Coach Calipari after the team raised \$1 million for a telethon for Hurricane Harvey victims

Season Averages

Games played	2
Minutes/game	13.5
Points/game	5.0
FG Pct	40.0
FT Pct	50.0
Rebounds/game	5.5
Assists/game	1.5
Turnovers/game	1.0
Assist/turnover ratio	1.5
Steals/game	
Blocks/game	0.5

Season Highs

Points	6, at South Carolina (01/16/18)
FG Made	2, twice, last vs. FLORIDA (01/20/18)
FG Attempts	5, twice, last vs. FLORIDA (01/20/18)
3FG Made	
3FG Attempts	
FT Made	2, at South Carolina (01/16/18)
FT Attempts	4, at South Carolina (01/16/18)
Rebounds	6, vs. FLORIDA (01/20/18)
Assists	3, at South Carolina (01/16/18)
Steals	
Blocks	1, at South Carolina (01/16/18)
Minutes	14, at South Carolina (01/16/18)

Career Highs

Points	6, at South Carolina (01/16/18)
FG Made	2, at South Carolina (01/16/18)
FG Attempts	5, at South Carolina (01/16/18)
3FG Made	
3FG Attempts	
FT Made	2, at South Carolina (01/16/18)
FT Attempts	4, at South Carolina (01/16/18)
Rebounds	5, at South Carolina (01/16/18)
Assists	3, at South Carolina (01/16/18)
Steals	
Blocks	1, at South Carolina (01/16/18)
Minutes	14, at South Carolina (01/16/18)

Game-By-Game

Opponent	Date	qs	min	Total		3-Pointers		Free throws		Rebounds					pf	a	t/o	blk	stl	pts	avg
				fg-fga	pct	3fg-fga	pct	ft-fa	pct	off	def	tot	avg								
at South Carolina	01/16/18		14	2-5	.400	0-0	.000	2-4	.500	1	4	5	5.0	2	3	2	1	0	6	6.0	
FLORIDA	01/20/18		13	2-5	.400	0-0	.000	0-0	.000	2	4	6	5.5	2	0	0	0	0	4	5.0	
Totals			27	4-10	.400	0-0	.000	2-4	.500	3	8	11	5.5	4	3	2	1	0	10	5.0	

Games played: 2
Minutes/game: 13.5
Points/game: 5.0
FG Pct: 40.0
FT Pct: 50.0

Rebounds/game: 5.5
Assists/game: 1.5
Turnovers/game: 1.0
Assist/turnover ratio: 1.5
Blocks/game: 0.5

Superlatives

Season Stats	Career Stats
10+ points	-
20+ points	-
3+ blocks	-
3+ assists	1
10+ rebounds	-
Double-doubles	-
Dunks	1

Career Statistics

Year	GP-GS	Min-Avg	FG-FGA	Pct	3FG-FGA	Pct	FT-FTA	Pct	Off-Def-Tot-Avg	PF-FO	Ast	TO	Blk	Stl	Pts	Avg
2017-18	2-0	27-13.5	4-10	.400	0-0	.000	2-4	.500	3-8-11-5.5	4-0	3	2	1	0	10	5.0
TOTAL	2-0	27-13.5	4-10	.400	0-0	.000	2-4	.500	3-8-11-5.5	4-0	3	2	1	0	10	5.0

Hamidou Diallo

3

RS-Freshman • G • 6-5 • 198 lbs • Queens, N.Y.
Putnam Science Academy • Undeclared/Exploratory
Studies in Agriculture



Bio Blast

- Pronunciation: HA-muh-dew dee-AH-low
- Scored 10 or more points in nine of the last 13 games
- UK's second-leading scorer with a 13.0 average
- Hauled in at least three rebounds in 16 of 19 games
- Posted his first-career double-double in the SEC opener vs. Georgia
- SEC Freshman of the Week for Dec. 18 following 20-point, three-steal effort vs. Virginia Tech
- Preseason All-SEC pick by the media (first team) and the league's coaches (second team)
- Preseason watch list for three national player of the year awards: the Naismith Trophy, the Oscar Robertson Trophy and the Wooden Award
- On the preseason watch list for the Jerry West Award, presented annually by the Naismith Memorial Basketball Hall of Fame to the nation's top shooting guard
- Participated in the 2017 FIBA U19 World Cup with USA Basketball. Averaged 10.9 points and 3.9 rebounds in 18.4 minutes a game in seven games
- 2016-17 midyear enrollee. Joined UK in January from Putnam Science Academy in Connecticut
- Did not play in 2017-18 but became a key component in practice once he learned the system
- Tested the NBA Draft waters but decided to come back to school in May

Season Averages

Games played	19
Minutes/game	28.6
Points/game	13.0
FG Pct	44.3
3FG Pct	34.8
FT Pct	61.6
Rebounds/game	4.5
Assists/game	1.7
Turnovers/game	1.6
Assist/turnover ratio	1.0
Steals/game	1.0
Blocks/game	0.3

Season Highs

Points	23, vs. Monmouth (12/09/17)
FG Made	8, 3x, last vs. Monmouth (12/09/17)
FG Attempts	18, vs. UCLA (12/23/17)
3FG Made	4, vs. VIRGINIA TECH (12/16/17)
3FG Attempts	7, vs. VIRGINIA TECH (12/16/17)
FT Made	6, 3x, last vs. TEXAS A&M (01/09/18)
FT Attempts	10, vs. Monmouth (12/09/17)
Rebounds	10, twice, last vs. GEORGIA (12/31/17)
Assists	4, twice, last vs. UIC (11/26/17)
Steals	3, vs. VIRGINIA TECH (12/16/17)
Blocks	2, at Vanderbilt (01/13/18)
Minutes	39, at Vanderbilt (01/13/18)

Career Highs

Points	23, vs. Monmouth (12/09/17)
FG Made	8, 3x, last vs. Monmouth (12/09/17)
FG Attempts	18, vs. UCLA (12/23/17)
3FG Made	4, vs. VIRGINIA TECH (12/16/17)
3FG Attempts	7, vs. VIRGINIA TECH (12/16/17)
FT Made	6, 3x, last vs. TEXAS A&M (01/09/18)
FT Attempts	10, vs. Monmouth (12/09/17)
Rebounds	10, twice, last vs. GEORGIA (12/31/17)
Assists	4, twice, last vs. UIC (11/26/17)
Steals	3, vs. VIRGINIA TECH (12/16/17)
Blocks	2, at Vanderbilt (01/13/18)
Minutes	39, at Vanderbilt (01/13/18)

Game-By-Game

Opponent	Date	qs	min	Total		3-Pointers		Free throws		Rebounds			pf	a	t/o	blk	stl	pts	avg		
				fg-fga	pct	3fg-fga	pct	ft-fa	pct	off	def	tot								avg	
UTAH VALLEY	11/10/17	*	25	8-16	.500	2-4	.500	0-0	.000	2	3	5	5.0	2	3	1	0	0	18	18.0	
VERMONT	11/12/17	*	30	6-13	.462	1-2	.500	3-4	.750	0	1	1	3.0	4	3	0	1	1	16	17.0	
vs #4/3 Kansas	11/14/17	*	30	4-11	.364	0-3	.000	6-7	.857	2	3	5	3.7	3	4	3	0	1	14	16.0	
ETSU	11/17/17	*	27	3-7	.429	0-1	.000	1-2	.500	0	4	4	3.8	2	0	2	1	1	7	13.8	
TROY	11/20/17	*	29	3-12	.250	0-1	.000	2-6	.333	3	7	10	5.0	3	1	2	0	1	8	12.6	
FORT WAYNE	11/22/17	*	28	3-7	.429	2-3	.667	0-0	.000	0	4	4	4.8	4	3	2	0	1	8	11.8	
UIC	11/26/17	*	26	8-11	.727	0-0	.000	3-3	1.000	1	2	3	4.6	3	4	3	0	1	19	12.9	
HARVARD	12/2/17	*	26	7-16	.438	0-3	.000	5-6	.833	1	5	6	4.8	2	2	1	0	2	19	13.6	
vs Monmouth	12/9/17	*	30	8-13	.615	1-2	.500	6-10	.600	1	3	4	4.7	2	1	1	0	2	23	14.7	
RV/RV VIRGINIA TECH	12/16/17	*	34	7-16	.438	4-7	.571	2-4	.500	2	3	5	4.7	2	2	3	0	3	20	15.2	
vs UCLA	12/23/17	*	29	7-18	.389	1-5	.200	3-5	.600	0	4	4	4.6	3	1	2	0	0	18	15.5	
RV/RV LOUISVILLE	12/29/17	*	29	5-11	.455	1-2	.500	3-6	.500	1	5	6	4.8	2	0	1	0	2	14	15.3	
GEORGIA	12/31/17	*	34	3-8	.375	0-1	.000	4-8	.500	3	7	10	5.2	3	0	0	1	10	14.9		
at LSU	01/03/18	*	22	3-8	.375	1-2	.500	0-0	.000	1	1	2	4.9	1	0	4	0	1	7	14.4	
at #23/22 Tennessee	01/06/18	*	16	2-5	.400	1-2	.500	0-0	.000	0	4	4	4.9	5	2	1	0	0	5	13.7	
TEXAS A&M	01/09/18	*	34	6-9	.667	0-2	.000	6-9	.667	0	1	1	4.6	3	2	0	0	0	18	14.0	
at Vanderbilt	01/13/18	*	39	2-7	.286	1-2	.500	5-8	.625	1	2	3	4.5	4	1	1	2	0	10	13.8	
at South Carolina	01/16/18	*	25	1-5	.200	0-0	.000	3-6	.500	1	2	3	4.4	5	0	2	0	1	5	13.3	
FLORIDA	01/20/18	*	31	3-8	.375	1-4	.250	1-2	.500	1	5	6	4.5	2	3	2	1	1	8	13.0	
Totals			19	544	89-201	.443	16-46	348	53-86	.616	20	66	86	4.5	55	32	31	5	19	247	13.0

Games played: 19
Minutes/game: 28.6
Points/game: 13.0
FG Pct: 44.3
3FG Pct: 34.8
FT Pct: 61.6

Rebounds/game: 4.5
Assists/game: 1.7
Turnovers/game: 1.6
Assist/turnover ratio: 1.0
Steals/game: 1.0
Blocks/game: 0.3

Superlatives

Season Stats	Career Stats
10+ points	12
20+ points	2
3+ assists	6
3+ steals	1
10+ rebounds	2
Double-doubles	1
Dunks	12

Career Statistics

Year	GP-GS	Min-Avg	FG-FGA	Pct	3FG-FGA	Pct	FT-FTA	Pct	Off-Def-Tot-Avg	PF-FO	Ast	TO	Blk	Stl	Pts	Avg
2017-18	19-19	544-28.6	89-201	.443	16-46	.348	53-86	.616	20-66-86-4.5	55-2	32	31	5	19	247	13.0
TOTAL	19-19	544-28.6	89-201	.443	16-46	.348	53-86	.616	20-66-86-4.5	55-2	32	31	5	19	247	13.0

Nick Richards

4

Freshman • F • 6-11 • 240 lbs • Kingston, Jamaica
The Patrick School • Undeclared/Exploratory
Studies in Agriculture



Bio Blast

- Leads the team with 25 blocks on the year and is tied for second on the team in rebounding (107 for a 5.6 average)
- Had a resurgent week last week, scoring double figures at South Carolina and grabbing nine rebounds vs. Florida
- Had a breakout performance with his first career double-double (25 points, 15 rebounds) vs. Fort Wayne
 - Became the third UK player in the Calipari era with 25 points and 15 rebounds in a game (Terrence Jones vs. Notre Dame, (12/8/10); DeMarcus Cousins vs. Sam Houston State, 11/19/09)
 - Going 9 of 10 from the field vs. Fort Wayne, he became the first UK player to shoot at least 90 percent from in a game (min. 10 FG att.) since Alex Poythress vs. Lafayette on Nov. 16, 2012
- On the preseason watch list for the Kareem Abdul-Jabbar Award, presented annually by the Naismith Memorial Basketball Hall of Fame to the nation's top center
- Ranked in the top 20 by the major recruiting services, including 247Sports (No. 15), ESPN (No. 17), and Rivals (No. 17)
- Joined UK players Karl-Anthony Towns and Isaiah Briscoe as other future Wildcat high school stars to lead their teams to the New Jersey Tournament of Champions when he led The Patrick School

Season Averages

Games played	19
Minutes/game	17.5
Points/game	7.1
FG Pct	65.0
FT Pct	73.8
Rebounds/game	5.6
Assists/game	0.4
Turnovers/game	0.9
Assist/turnover ratio	0.5
Steals/game	0.1
Blocks/game	1.3

Season Highs

Points	25, vs. FORT WAYNE (11/22/17)
FG Made	9, vs. FORT WAYNE (11/22/17)
FG Attempts	10, vs. FORT WAYNE (11/22/17)
3FG Made	
3FG Attempts	
FT Made	7, vs. FORT WAYNE (11/22/17)
FT Attempts	7, vs. FORT WAYNE (11/22/17)
Rebounds	15, vs. FORT WAYNE (11/22/17)
Assists	2, vs. UCLA (12/23/17)
Steals	1, twice, last vs. TEXAS A&M (01/09/18)
Blocks	3, 4x, last vs. VIRGINIA TECH (12/16/17)
Minutes	26, twice, last vs. UCLA (12/23/17)

Career Highs

Points	25, vs. FORT WAYNE (11/22/17)
FG Made	9, vs. FORT WAYNE (11/22/17)
FG Attempts	10, vs. FORT WAYNE (11/22/17)
3FG Made	
3FG Attempts	
FT Made	7, vs. FORT WAYNE (11/22/17)
FT Attempts	7, vs. FORT WAYNE (11/22/17)
Rebounds	15, vs. FORT WAYNE (11/22/17)
Assists	2, vs. UCLA (12/23/17)
Steals	1, twice, last vs. TEXAS A&M (01/09/18)
Blocks	3, 4x, last vs. VIRGINIA TECH (12/16/17)
Minutes	26, twice, last vs. UCLA (12/23/17)

Game-By-Game

Opponent	Date	gs	min	Total		3-Pointers		Free throws		Rebounds				pf	a	t/o	blk	stl	pts	avg	
				fg	fga	pct	3fg	3fga	pct	ft	fta	pct	off								def
UTAH VALLEY	11/10/17	*	24	4-7	.571	0-0	.000	2-3	.667	2	1	3	3.0	3	0	2	3	1	10	10.0	
VERMONT	11/12/17	*	13	1-2	.500	0-0	.000	0-0	.000	2	2	4	3.5	2	1	0	0	0	2	6.0	
vs #4/3 Kansas	11/14/17	*	13	1-4	.250	0-0	.000	0-0	.000	2	7	9	5.3	3	0	3	1	0	2	4.7	
ETSU	11/17/17	*	11	1-1	1.000	0-0	.000	0-1	.000	0	3	3	4.8	3	0	0	0	0	2	4.0	
TROY	11/20/17	*	12	3-5	.600	0-0	.000	2-2	1.000	4	4	8	5.4	2	0	0	0	0	8	4.8	
FORT WAYNE	11/22/17	*	26	9-10	.900	0-0	.000	7-7	1.000	5	10	15	7.0	4	1	1	2	0	25	8.2	
UIC	11/26/17	*	22	4-6	.667	0-0	.000	3-5	.600	1	2	3	6.4	1	1	0	3	0	11	8.6	
HARVARD	12/2/17	*	20	3-5	.600	0-0	.000	3-4	.750	2	5	7	6.5	3	1	0	3	0	9	8.6	
vs Monmouth	12/9/17	*	18	5-7	.714	0-0	.000	0-0	.000	4	4	8	6.7	3	0	2	1	0	10	8.8	
RV/RV VIRGINIA TECH	12/16/17	*	22	3-5	.600	0-0	.000	2-4	.500	3	3	6	6.6	2	1	1	3	0	8	8.7	
vs UCLA	12/23/17	*	26	3-5	.600	0-0	.000	1-2	.500	1	5	6	6.5	1	2	2	1	0	7	8.5	
RV/RV LOUISVILLE	12/29/17	*	17	1-4	.250	0-0	.000	2-2	1.000	2	4	6	6.5	2	0	0	2	0	4	8.2	
GEORGIA	12/31/17	*	3	0-1	.000	0-0	.000	0-0	.000	0	0	0	6.0	2	0	1	0	0	0	7.5	
at LSU	01/03/18	*	10	1-2	.500	0-0	.000	0-0	.000	0	1	1	5.6	1	0	0	0	0	2	7.1	
at #23/22 Tennessee	01/06/18	*	24	4-4	1.000	0-0	.000	1-2	.500	2	6	8	5.8	1	0	0	1	0	9	7.3	
TEXAS A&M	01/09/18	*	16	0-0	.000	0-0	.000	2-2	1.000	0	4	4	5.7	2	0	1	0	1	2	6.9	
at Vanderbilt	01/13/18	*	12	2-2	1.000	0-0	.000	0-0	.000	0	3	3	5.5	3	0	1	2	0	4	6.8	
at South Carolina	01/16/18	*	23	5-7	.714	0-0	.000	2-2	1.000	2	2	4	5.4	5	0	1	1	0	12	7.1	
FLORIDA	01/20/18	*	20	2-3	.667	0-0	.000	4-6	.667	4	5	9	5.6	0	1	2	2	0	8	7.1	
Totals			19	332	52-80	.650	0-0	.000	31-42	.738	36	71	107	5.6	43	8	17	25	2	135	7.1

Games played: 19
Minutes/game: 17.5
Points/game: 7.1
FG Pct: 65.0
FT Pct: 73.8

Rebounds/game: 5.6
Assists/game: 0.4
Turnovers/game: 0.9
Assist/turnover ratio: 0.5
Steals/game: 0.1
Blocks/game: 1.3

Superlatives

Season Stats		Career Stats	
10+ points	5	10+ points	5
20+ points	1	20+ points	1
3+ blocks	4	3+ blocks	4
3+ steals	-	3+ steals	-
10+ rebounds	1	10+ rebounds	1
Double-doubles	1	Double-doubles	1
Dunks	17	Dunks	17

Career Statistics

Year	GP-GS	Min-Avg	FG-FGA	Pct	3FG-FGA	Pct	FT-FTA	Pct	Off-Def-Tot-Avg	PF-FO	Ast	TO	Blk	Stl	Pts	Avg
2017-18	19-19	332-17.5	52-80	.650	0-0	.000	31-42	.738	36-71-107-5.6	43-1	8	17	25	2	135	7.1
TOTAL	19-19	332-17.5	52-80	.650	0-0	.000	31-42	.738	36-71-107-5.6	43-1	8	17	25	2	135	7.1



Kevin Knox

5

Freshman • F • 6-9 • 215 lbs • Tampa, Fla.
Tampa Catholic • Undeclared/Exploratory Studies in Agriculture

Bio Blast

- Leads the team in scoring (14.3 per game) and 3-pointers made (25)
- Tied for second on the team in rebounding (5.6)
- Has scored in double figures in all but five games
 - Has a team-best two double-doubles and five 20-point games
- Hit UK's only 3-pointer of the game at South Carolina, extending UK's streak of consecutive games with a 3-pointer to 1,031
- Scored nine of the team's final 15 points in the win at Vanderbilt
- Preseason All-SEC pick by the league's coaches (first team) and media (second team)
- Preseason watch list for three national player of the year awards: the Naismith Trophy, the Oscar Robertson Trophy and the Wooden Award
- On the preseason watch list for the Julius Erving Award, presented annually by the Naismith Memorial Basketball Hall of Fame to the nation's top small forward
- 2017 Mr. Florida Basketball scored 2,760 total points in his high-school career
- 2017 Naismith High School All-America Second Team selection
- Won two gold medals with USA Basketball at the 2015 FIBA Americas U16 Championship and the 2016 FIBA U17 World Cup

Season Averages

Games played	19
Minutes/game	32.2
Points/game	14.3
FG Pct	43.9
3FG Pct	29.8
FT Pct	76.3
Rebounds/game	5.6
Assists/game	1.7
Turnovers/game	2.5
Assist/turnover ratio	0.7
Steals/game	0.9
Blocks/game	0.3

Season Highs

Points	25, vs UIC (11/26/17)
FG Made	9, vs. UIC (11/26/17)
FG Attempts	16, at South Carolina (01/16/18)
3FG Made	4, vs. ETSU (11/17/17)
3FG Attempts	8, at South Carolina (01/16/18)
FT Made	8, at South Carolina (01/16/18)
FT Attempts	10, twice, last at South Carolina (01/16/18)
Rebounds	11, at LSU (01/03/18)
Assists	4, 3x, last vs. VIRGINIA TECH (12/16/17)
Steals	4, vs. UTAH VALLEY (11/10/17)
Blocks	1, 6x, last at Tennessee (01/06/18)
Minutes	39, at South Carolina (01/16/18)

Career Highs

Points	25, vs UIC (11/26/17)
FG Made	9, vs. UIC (11/26/17)
FG Attempts	16, at South Carolina (01/16/18)
3FG Made	4, vs. ETSU (11/17/17)
3FG Attempts	8, at South Carolina (01/16/18)
FT Made	8, at South Carolina (01/16/18)
FT Attempts	10, twice, last at South Carolina (01/16/18)
Rebounds	11, at LSU (01/03/18)
Assists	4, 3x, last vs. VIRGINIA TECH (12/16/17)
Steals	4, vs. UTAH VALLEY (11/10/17)
Blocks	1, 6x, last at Tennessee (01/06/18)
Minutes	39, at South Carolina (01/16/18)

Game-By-Game

Opponent	Date	gs	min	Total		3-Pointers		Free throws		Rebounds			Other			pts	avg				
				fg	fga	fga	pct	ft	fta	off	def	tot	avg	stl	blk						
UTAH VALLEY	11/10/17	*	37	3-13	231	1-4	250	5-6	.833	2	4	6	6.0	3	4	2	1	4	12	12.0	
VERMONT	11/12/17	*	35	3-10	300	1-4	250	4-4	1.000	0	8	8	7.0	2	1	2	0	0	11	11.5	
vs #4/3 Kansas	11/14/17	*	37	8-13	615	3-6	500	1-2	.500	2	5	7	7.0	0	1	1	2	0	20	14.3	
ETSU	11/17/17	*	34	6-13	462	4-7	571	1-4	.250	0	10	10	7.8	3	2	6	1	0	17	15.0	
TROY	11/20/17	*	35	7-12	583	1-3	333	2-5	.400	1	4	5	7.2	2	1	2	0	1	17	15.4	
FORT WAYNE	11/22/17	*	35	4-10	400	1-3	333	2-2	1.000	0	2	2	6.3	1	3	1	0	0	11	14.7	
UIC	11/26/17	*	33	9-13	692	0-4	000	7-10	.700	0	2	2	5.7	1	1	2	1	1	25	16.1	
HARVARD	12/2/17	*	36	7-13	538	2-7	286	4-4	1.000	2	5	7	5.9	2	1	3	1	1	20	16.6	
vs Monmouth	12/9/17	*	31	1-9	111	1-5	200	1-2	.500	1	4	5	5.8	2	4	7	0	1	4	15.2	
RV/RV VIRGINIA TECH	12/16/17	*	35	7-15	467	2-5	400	5-6	.833	2	3	5	5.7	2	4	2	0	1	21	15.8	
vs UCLA	12/23/17	*	35	6-12	500	2-5	400	1-2	.500	0	5	5	5.6	4	3	4	0	2	15	15.7	
RV/RV LOUISVILLE	12/29/17	*	17	2-8	250	0-3	000	4-5	.800	0	7	7	5.8	5	0	2	0	0	8	15.1	
GEORGIA	12/31/17	*	28	2-10	200	1-4	250	2-3	.667	1	3	4	5.6	3	3	1	0	1	7	14.5	
at LSU	01/03/18	*	35	7-12	583	2-3	667	0-0	.000	2	9	11	6.0	1	1	2	0	0	16	14.6	
at #23/22 Tennessee	01/06/18	*	31	1-9	111	0-5	000	4-4	1.000	0	5	5	5.9	4	0	2	1	0	6	14.0	
TEXAS A&M	01/09/18	*	25	5-5	1,000	2-2	1,000	3-4	.750	0	2	2	5.7	2	0	4	0	0	15	14.1	
at Vanderbilt	01/13/18	*	28	5-9	556	0-2	000	7-7	1.000	1	3	4	5.6	2	1	1	0	1	17	14.2	
at South Carolina	01/16/18	*	39	6-16	375	1-8	125	8-10	.800	1	7	8	5.7	3	2	1	0	2	21	14.6	
FLORIDA	01/20/18	*	25	4-10	400	1-4	250	0-0	.000	0	4	4	5.6	3	1	3	0	1	9	14.3	
Totals			19	611	93-212	439	25-84	298	61-80	.763	15	92	107	5.6	45	32	48	6	18	272	14.3

Games played: 19
Minutes/game: 32.2
Points/game: 14.3
FG Pct: 43.9
3FG Pct: 29.8
FT Pct: 76.3

Rebounds/game: 5.6
Assists/game: 1.7
Turnovers/game: 2.5
Assist/turnover ratio: 0.7
Steals/game: 0.9
Blocks/game: 0.3

Superlatives

Season Stats		Career Stats	
10+ points	14	10+ points	14
20+ points	5	20+ points	5
3+ assists	6	3+ assists	6
3+ steals	1	3+ steals	1
10+ rebounds	2	10+ rebounds	2
Double-doubles	2	Double-doubles	2
Dunks	10	Dunks	10

Career Statistics

Year	GP-GS	Min-Avg	FG-FGA	Pct	3FG-FGA	Pct	FT-FTA	Pct	Off-Def-Tot-Avg	PF-FO	Ast	TO	Blk	Stl	Pts	Avg
2017-18	18-18	586-32.6	89-202	.441	24-80	.300	61-80	.763	15-88-103-5.7	42-1	31	45	6	17	263	14.6
TOTAL	18-18	586-32.6	89-202	.441	24-80	.300	61-80	.763	15-88-103-5.7	42-1	31	45	6	17	263	14.6

Jonny David

10

Junior • G • 6-2 • 183 lbs • Pittsburgh
Mt. Lebanon • Kinesiology



Bio Blast

- Logged his first action of the season against Fort Wayne and UIC
- Played in all three exhibition games, scoring against Thomas More
- Appeared in seven games as a sophomore, totaling five points
- Appeared in 11 games during his freshman campaign
- SEC Academic Honor Roll member the past two years
- Dean's List in fall 2016
- 1,000-point scorer in high school
- His father was a letterwinner at the University of Pittsburgh while head coach John Calipari was an assistant coach

Season Averages

Games played	4
Minutes/game	1.0
Points/game	
FG Pct.	
3FG Pct.	
FT Pct.	
Rebounds/game	
Assists/game	
Turnovers/game	0.5
Assist/turnover ratio	
Steals/game	
Blocks/game	

Season Highs

Points	
FG Made	
FG Attempts	
3FG Made	
3FG Attempts	
FT Made	
FT Attempts	
Rebounds	
Assists	
Steals	
Blocks	
Minutes	2, vs. UIC (11/26/17)

Career Highs

Points	5, vs. TEXAS A&M (1/3/17)
FG Made	1, vs. TEXAS A&M (1/3/17)
FG Attempts	1, four times, last vs. TEXAS A&M (1/3/17)
3FG Made	1, vs. TEXAS A&M (1/3/17)
3FG Attempts	1, three times, last vs. TEXAS A&M (1/3/17)
FT Made	2, twice, last vs. TEXAS A&M (1/3/17)
FT Attempts	2, three times, last vs. TEXAS A&M (1/3/17)
Rebounds	
Assists	
Steals	
Blocks	
Minutes	3, vs. CLEVELAND ST. (11/23/16)

Game-By-Game

Opponent	Date	gs	min	Total fg-fga	pct	3-Pointers 3fg-fga	pct	Free throws ft-fa	pct	Rebounds off	def	tot	avg	pf	a	t/o	blk	stl	pts	avg
UTAH VALLEY	11/10/17	dnp	-	-	-	-	-	-	-	-	-	-	-	-	-	-	-	-	-	-
VERMONT	11/12/17	dnp	-	-	-	-	-	-	-	-	-	-	-	-	-	-	-	-	-	-
vs #4/3 Kansas	11/14/17	dnp	-	-	-	-	-	-	-	-	-	-	-	-	-	-	-	-	-	-
ETSU	11/17/17	dnp	-	-	-	-	-	-	-	-	-	-	-	-	-	-	-	-	-	-
TROY	11/20/17	dnp	-	-	-	-	-	-	-	-	-	-	-	-	-	-	-	-	-	-
FORT WAYNE	11/22/17	1	0-0	.000	0-0	.000	0-0	.000	0-0	0	0	0	0.0	0	0	0	0	0	0	0.0
UIC	11/26/17	2	0-0	.000	0-0	.000	0-0	.000	0-0	0	0	0	0.0	1	0	2	0	0	0	0.0
HARVARD	12/2/17	dnp	-	-	-	-	-	-	-	-	-	-	-	-	-	-	-	-	-	-
vs Monmouth	12/9/17	0	0-0	.000	0-0	.000	0-0	.000	0-0	0	0	0	0.0	0	0	0	0	0	0	0.0
RV/RV VIRGINIA TECH	12/16/17	dnp	-	-	-	-	-	-	-	-	-	-	-	-	-	-	-	-	-	-
vs UCLA	12/23/17	dnp	-	-	-	-	-	-	-	-	-	-	-	-	-	-	-	-	-	-
RV/RV LOUISVILLE	12/29/17	1	0-0	.000	0-0	.000	0-0	.000	0-0	0	0	0	0.0	0	0	0	0	0	0	0.0
GEORGIA	12/31/17	dnp	-	-	-	-	-	-	-	-	-	-	-	-	-	-	-	-	-	-
at LSU	01/03/18	dnp	-	-	-	-	-	-	-	-	-	-	-	-	-	-	-	-	-	-
at #23/22 Tennessee	01/06/18	dnp	-	-	-	-	-	-	-	-	-	-	-	-	-	-	-	-	-	-
TEXAS A&M	01/09/18	dnp	-	-	-	-	-	-	-	-	-	-	-	-	-	-	-	-	-	-
at Vanderbilt	01/13/18	dnp	-	-	-	-	-	-	-	-	-	-	-	-	-	-	-	-	-	-
at South Carolina	01/16/18	dnp	-	-	-	-	-	-	-	-	-	-	-	-	-	-	-	-	-	-
FLORIDA	01/20/18	dnp	-	-	-	-	-	-	-	-	-	-	-	-	-	-	-	-	-	-
Totals		0	4	0-0	.000	0-0	.000	0-0	.000	0	0	0	0.0	1	0	2	0	0	0	0.0

Games played: 4
Minutes/game: 1.0

Turnovers/game: 0.5

Superlatives

Season Stats	Career Stats
10+ points	-
20+ points	-
3+ assists	-
3+ steals	-
10+ rebounds	-
Double-doubles	-
Dunks	-

Career Statistics

Year	GP-GS	Min-Avg	FG-FGA	Pct	3FG-FGA	Pct	FT-FTA	Pct	Off-Def-Tot-Avg	PF-FO	Ast	TO	Blk	Stl	Pts	Avg
2015-16	11-0	11-1.0	0-2	.00	0-2	.000	2-2	1.000	0-0-0-0.0	1-0	0	1	0	0	2	0.2
2016-17	7-0	11-1.6	1-2	.500	1-1	1.000	2-4	.500	0-0-0-0.0	0-0	0	3	0	0	5	0.7
2017-18	4-0	4-1.0	0-0	.000	0-0	.000	0-0	.000	0-0-0-0.0	1-0	0	2	0	0	0	0.0
TOTAL	22-0	26-1.2	1-4	.250	1-3	.333	4-6	.667	0-0-0-0.0	2-0	0	6	0	0	7	0.3

Jemarl Baker

13

Freshman • G • 6-4 • 182 lbs • Menifee, Calif.
Eleanor Roosevelt • Undeclared/Exploratory Studies in Arts and Sciences



Bio Blast

- Pronunciation: like Jamal
- Underwent left knee surgery at the end of October and is expected to miss three months from the time of the surgery. Has begun working out
- Considered one of the premier shooters in the country whose range extends well beyond the college 3-point arc
- A consensus four-star prospect ranked among the top 100
- Averaged 17.1 points, 4.1 assists and 3.5 rebounds per game as a senior
- Led Roosevelt to its first-ever state title
- Honor-roll student in high school

Season Averages

Games played	
Minutes/game	
Points/game	
FG Pct	
3FG Pct	
FT Pct	
Rebounds/game	
Assists/game.....	
Turnovers/game	
Assist/turnover ratio	
Blocks/game:	

Season Highs

Points.....	
FG Made	
FG Attempts	
3FG Made.....	
3FG Attempts	
FT Made.....	
FT Attempts.....	
Rebounds	
Assists.....	
Steals	
Blocks	
Minutes	

Career Highs

Points.....	
FG Made	
FG Attempts	
3FG Made	
3FG Attempts	
FT Made.....	
FT Attempts.....	
Rebounds	
Assists.....	
Steals	
Blocks	
Minutes	

Game-By-Game

Superlatives

Season Stats		Career Stats	
10+ points	-	10+ points	-
20+ points	-	20+ points	-
3+ assists	-	3+ assists	-
3+ steals	-	3+ steals	-
10+ rebounds	-	10+ rebounds	-
Double-doubles	-	Double-doubles	-
Dunks	-	Dunks	-

Career Statistics

Year	GP-GS	Min-Avg	FG-FGA	Pct	3FG-FGA	Pct	FT-FTA	Pct	Off-Def-Tot-Avg	PF-FO	Ast	TO	Blk	Stl	Pts	Avg
2017-18																
TOTAL																

Tai Wynyard

14

RS-Sophomore • F • 6-10 • 250 lbs • Auckland, New Zealand
Rangitoto College • Undergraduate Studies



Bio Blast

- Pronunciation: tie WIN-yard
- Appeared in seven games in a row between Nov. 14 and Dec. 9. Missed time recently with a nagging back injury
- Played well in a season-high 12 minutes vs. Monmouth, trying his career high with four points while grabbing a career-high six boards. After the game, Calipari said of Wynyard: "One guy's misery is another guy's opportunity, and Tai was ready for his chance"
- Suited up for New Zealand at the 2017 FIBA U19 World Cup
- Averaged team highs in points (13.8) and rebounds (9.2) in six games for the Junior Tall Blacks
- Made 15 appearances in his redshirt freshman campaign
- Scored 11 points, had 13 rebounds and three blocks, while averaging 3.6 minutes a game
- Redshirted after enrolling midyear during the 2015-16 season
- Played for the New Zealand National Team in the FIBA 3-on-3 World Championships for a second-straight year this summer
- Was the most valuable player in the 3-on-3 tournament in 2015 when he lead New Zealand to a

Season Averages

Games played	8
Minutes/game	5.4
Points/game	1.0
FG Pct	42.9
3FG Pct	
FT Pct	100.0
Rebounds/game	1.8
Assists/game	
Turnovers/game	0.4
Steals/game	0.4
Blocks/game	0.1

Season Highs

Points	4, twice, last vs. Monmouth (12/09/17)
FG Made	2, vs. UIC (11/26/17)
FG Attempts	2, twice, last vs. UIC (11/26/17)
3FG Made	
3FG Attempts	
FT Made	2, vs. Monmouth (12/09/17)
FT Attempts	2, vs. Monmouth (12/09/17)
Rebounds	6, vs. Monmouth (12/09/17)
Assists	
Steals	2, vs. Monmouth (12/09/17)
Blocks	1, vs. ETSU (11/17/17)
Minutes	12, vs. Monmouth (12/09/17)

Career Highs

Points	4, 3x, last vs. Monmouth (12/09/17)
FG Made	2, twice, last vs. UIC (11/26/17)
FG Attempts	2, 3x, last vs. UIC (11/26/17)
3FG Made	
3FG Attempts	
FT Made	2, vs. Monmouth (12/09/17)
FT Attempts	2, twice, last vs. Monmouth (12/09/17)
Rebounds	6, vs. Monmouth (12/09/17)
Assists	1, vs. UT MARTIN (11/25/16)
Steals	2, vs. Monmouth (12/09/17)
Blocks	1, four times, last vs. ETSU (11/17/17)
Minutes	12, twice, last vs. Monmouth (12/09/17)

Game-By-Game

Opponent	Date	gs	min	Total		3-Pointers		Free throws		Rebounds				pf	a	t/o	blk	stl	pts	avg
				fg	fga	pct	3fg	3fga	pct	ft	fta	pct	off							
UTAH VALLEY	11/10/17	dnp																		
VERMONT	11/12/17	dnp																		
vs #4/3 Kansas	11/14/17	7		0-1	.000	0-0	.000	0-0	.000	0	0	0	0.0	1	0	0	0	0	0.0	
ETSU	11/17/17	3		0-0	.000	0-0	.000	0-0	.000	0	1	1	0.5	1	0	0	1	0	0.0	
TROY	11/20/17	3		0-2	.000	0-0	.000	0-0	.000	2	1	3	1.3	0	0	0	0	0	0.0	
FORT WAYNE	11/22/17	4		0-0	.000	0-0	.000	0-0	.000	0	0	0	1.0	1	0	1	0	0	0.0	
UIC	11/26/17	5		2-2	1.000	0-0	.000	0-0	.000	1	2	3	1.4	1	0	0	0	4	0.8	
HARVARD	12/2/17	2		0-0	.000	0-0	.000	0-0	.000	0	0	0	1.2	0	0	0	0	0	0.7	
vs Monmouth	12/9/17	12		1-1	1.000	0-0	.000	2-2	1.000	2	4	6	1.9	3	0	2	0	2	4	1.1
RV/RV VIRGINIA TECH	12/16/17	dnp																		
vs UCLA	12/23/17	dnp																		
RV/RV LOUISVILLE	12/29/17	dnp																		
GEORGIA	12/31/17	7		0-1	.000	0-0	.000	0-0	.000	1	0	1	1.8	1	0	0	0	1	0	1.0
at LSU	01/03/18	dnp																		
at #23/22 Tennessee	01/06/18	dnp																		
TEXAS A&M	01/09/18	dnp																		
at Vanderbilt	01/13/18	dnp																		
at South Carolina	01/16/18	dnp																		
FLORIDA	01/20/18	dnp																		
Totals		0	43	3-7	.429	0-0	.000	2-2	1.000	6	8	14	1.8	8	0	3	1	3	8	1.0

Games played: 8
Minutes/game: 5.4
Points/game: 1.0
FG Pct: 42.9
FT Pct: 100.0

Rebounds/game: 1.8
Turnovers/game: 0.4
Steals/game: 0.4
Blocks/game: 0.1

Superlatives

Season Stats	Career Stats
10+ points	-
20+ points	-
3+ blocks	-
3+ steals	-
10+ rebounds	-
Double-doubles	-
Dunks	1

Career Statistics

Year	GP-GS	Min-Avg	FG-FGA	Pct	3FG-FGA	Pct	FT-FTA	Pct	Off-Def-Tot-Avg	PF-FO	Ast	TO	Blk	Stl	Pts	Avg
2016-17	15-0	54-3.6	5-6	.833	0-0	.000	1-3	.333	5-8-13-0.9	11-0	1	2	3	1	11	0.7
2017-18	8-0	43-5.4	3-7	.429	0-0	.000	2-2	1.000	6-8-14-1.8	8-0	0	3	1	3	8	1.0
TOTAL	23-0	97-4.2	8-13	.615	0-0	.000	3-5	.600	11-16-27-1.2	19-0	1	5	4	4	19	0.8



Shai Gilgeous-Alexander

Freshman • G • 6-6 • 180 lbs • Hamilton, Canada
Hamilton Heights • Undeclared/Exploratory
Studies in Agriculture

22

Bio Blast

- Pronunciation: shay GILL-juss
- Has started in each of the past four games
- Leads the team in assists (81), steals (36), 3-point FG percentage (.478) and FT percentage (.814)
- Within reach, although recently losing ground, of Rajon Rondo's single-season school-record pace (2.6 in 2004-05) for steals per game at 1.9. Through 19 games in Rondo's freshman season he had 47 steals
- Scored in double figures in 11 of the last 16 games and in six of the last eight
 - Scored 20 or more in three of the last eight
- Has tallied at least three assists in all but three games this season
 - Has at least four assists in eight of the last nine
- Named MVP of the Louisville game by the Bluegrass Sports Commission
- Followed up his career-high 24 points vs. Louisville with a second straight 20-point performance from off the bench vs. Georgia and then 18 at LSU.
 - First Wildcat to score 20 or more points off the bench since Deron Feldhouse in January 1992
- Originally from Canada, Gilgeous-Alexander was a member of the 2016 Canadian Men's U18 Na-

Season Averages

Games played	19
Minutes/game	30.7
Points/game	11.9
FG Pct	48.2
3FG Pct	47.8
FT Pct	81.4
Rebounds/game	3.7
Assists/game	4.3
Turnovers/game	2.8
Assist/turnover ratio	1.5
Steals/game	1.9
Blocks/game	0.4

Season Highs

Points	24, vs. LOUISVILLE (12/29/17)
FG Made	9, vs. LOUISVILLE (12/29/17)
FG Attempts	16, twice, last at LSU (01/03/18)
3FG Made	2, vs. Monmouth (12/09/17)
3FG Attempts	4, vs. Monmouth (12/09/17)
FT Made	12, vs. GEORGIA (12/31/17)
FT Attempts	13, vs. GEORGIA (12/31/17)
Rebounds	7, vs. TEXAS A&M (01/09/18)
Assists	9, vs. Monmouth (12/09/17)
Steals	4, twice, last vs. FORT WAYNE (11/22/17)
Blocks	2, twice, last vs. TEXAS A&M (01/09/18)
Minutes	39, twice, last at Vanderbilt (01/13/18)

Career Highs

Points	24, vs. LOUISVILLE (12/29/17)
FG Made	9, vs. LOUISVILLE (12/29/17)
FG Attempts	16, twice, last at LSU (01/03/18)
3FG Made	2, vs. Monmouth (12/09/17)
3FG Attempts	4, vs. Monmouth (12/09/17)
FT Made	12, vs. GEORGIA (12/31/17)
FT Attempts	13, vs. GEORGIA (12/31/17)
Rebounds	7, vs. TEXAS A&M (01/09/18)
Assists	9, vs. Monmouth (12/09/17)
Steals	4, twice, last vs. FORT WAYNE (11/22/17)
Blocks	2, twice, last vs. TEXAS A&M (01/09/18)
Minutes	39, twice, last at Vanderbilt (01/13/18)

Game-By-Game

Opponent	Date	gs	min	Total		3-Pointers		Free throws		Rebounds			pf	a	t/o	blk	stl	pts	avg		
				fg-fga	pct	3fg-fga	pct	ft-fa	pct	off	def	tot								avg	
UTAH VALLEY	11/10/17	*	36	5-9	.556	1-2	.500	2-2	1.000	0	3	3	3.0	0	4	3	0	4	13	13.0	
VERMONT	11/12/17		23	1-2	.500	0-0	.000	2-2	1.000	1	1	2	2.5	3	3	1	2	4	8.5		
vs #4/3 Kansas	11/14/17		27	3-7	.429	0-1	.000	0-0	.000	0	4	4	3.0	3	3	6	0	3	6	7.7	
ETSU	11/17/17		27	4-6	.667	1-1	1.000	1-1	1.000	1	1	2	2.8	1	6	2	0	2	10	8.3	
TROY	11/20/17		27	2-5	.400	0-1	.000	2-2	1.000	0	5	5	3.2	1	2	3	0	1	6	7.8	
FORT WAYNE	11/22/17		26	5-8	.625	0-0	.000	1-2	.500	1	2	3	3.2	3	4	2	0	4	11	8.3	
UIC	11/26/17		28	6-10	.600	1-1	1.000	1-3	.333	1	4	5	3.4	3	6	2	0	2	14	9.1	
HARVARD	12/2/17		28	2-8	.250	0-2	.000	8-8	1.000	1	3	4	3.5	0	3	2	1	2	12	9.5	
vs Monmouth	12/9/17		32	4-8	.500	2-4	.500	5-6	.833	1	5	6	3.8	1	9	3	0	1	15	10.1	
RV/RV VIRGINIA TECH	12/16/17	*	21	3-5	.600	1-1	1.000	2-2	1.000	0	0	0	3.4	3	1	0	0	2	9	10.0	
vs UCLA	12/23/17		31	3-7	.429	0-2	.000	0-0	.000	1	2	3	3.4	2	5	1	0	1	6	9.6	
RV/RV LOUISVILLE	12/29/17		33	9-16	.563	1-2	.500	5-6	.833	2	3	5	3.5	0	4	1	0	3	24	10.8	
GEORGIA	12/31/17		33	4-9	.444	1-1	1.000	12-13	.923	3	2	5	3.6	0	4	1	2	3	21	11.6	
at LSU	01/03/18		32	7-16	.438	1-2	.500	3-3	1.000	0	2	2	3.5	1	4	3	1	2	18	12.1	
at #23/22 Tennessee	01/06/18		38	1-6	.167	0-0	.000	1-2	.500	2	1	3	3.5	0	6	5	0	2	3	11.5	
TEXAS A&M	01/09/18	*	39	6-10	.600	0-0	.000	4-6	.667	1	6	7	3.7	1	5	3	2	1	16	11.8	
at Vanderbilt	01/13/18	*	39	7-11	.636	1-1	1.000	7-10	.700	0	4	4	3.7	3	6	3	0	0	22	12.4	
at South Carolina	01/16/18	*	28	3-9	.333	0-1	.000	0-0	.000	0	3	3	3.7	4	0	6	1	0	6	12.0	
FLORIDA	01/20/18	*	35	4-12	.333	1-1	1.000	1-2	.500	0	4	4	3.7	2	6	4	0	1	10	11.9	
Totals			6	583	79-164	.482	11-23	.478	57-70	.814	15	55	70	3.7	31	81	53	8	36	226	11.9

Games played: 19
Minutes/game: 30.7
Points/game: 11.9
FG Pct: 48.2
3FG Pct: 47.8
FT Pct: 81.4

Rebounds/game: 3.7
Assists/game: 4.3
Turnovers/game: 2.8
Assist/turnover ratio: 1.5
Steals/game: 1.9
Blocks/game: 0.4

Superlatives

Season Stats		Career Stats	
10+ points	12	10+ points	12
20+ points	3	20+ points	3
3+ assists	16	3+ assists	16
3+ steals	5	3+ steals	5
10+ rebounds	-	10+ rebounds	-
Double-doubles	-	Double-doubles	-
Dunks	5	Dunks	5

Career Statistics

Year	GP-GS	Min-Avg	FG-FGA	Pct	3FG-FGA	Pct	FT-FTA	Pct	Off-Def-Tot-Avg	PF-FO	Ast	TO	Blk	Stl	Pts	Avg
2017-18	19-6	583-30.7	79-164	.482	11-23	.478	57-70	.814	15-55-70-3.7	31-0	81	53	8	36	226	11.9
TOTAL	19-6	583-30.7	79-164	.482	11-23	.478	57-70	.814	15-55-70-3.7	31-0	81	53	8	36	226	11.9



PJ Washington

Freshman • F • 6-7 • 236 lbs • Dallas
Findlay Prep • Undeclared/Exploratory Studies in
Communication

25

Bio Blast

- Scored in double figures in five of six. Has scored 10 or more in nine of the last 13
- Four blocks behind Nick Richards for the team lead with 21
- Said to have lost 15 pounds in the two and a half weeks leading up to the Monmouth game, in which he had his first career 20-point game in addition to four blocks. Averaging 12.4 points since
- Posted a double-double against Vermont, the Wildcats' first of the season
- On the preseason watch list for the Karl Malone Award, presented annually by the Naismith Memorial Basketball Hall of Fame to the nation's top power forward
- Rated as high as the No. 12 overall prospect in the class of 2017 rankings by ESPN
- All-USA Boys Basketball Second Team
- Played in the 2017 McDonald's All American Game and the Jordan Brand Classic
- Won most valuable player honors at the inaugural Allen Iverson Roundball Classic
- Started all five games and averaged 10.0 points and 4.0 rebounds for the gold-medal winning 2016 USA Men's U18 National Team in Chile
- Suited up for Coach Calipari and Team USA at the 2017 FIBA U19 World Cup. Averaged a team-high 12.9 points per game and also added 5.1 rebounds per outing

Season Averages

Games played	19
Minutes/game	27.6
Points/game	10.7
FG Pct	53.0
3FG Pct	26.7
FT Pct	59.0
Rebounds/game	5.2
Assists/game	2.1
Turnovers/game	2.1
Assist/turnover ratio	1.0
Steals/game	0.6
Blocks/game	1.1

Season Highs

Points	20, vs. Monmouth (12/09/17)
FG Made	8, at LSU (01/03/18)
FG Attempts	14, vs. VERMONT (11/12/17)
3FG Made	1, 4x, last at Vanderbilt (01/13/18)
3FG Attempts	2, 3x, last vs. TEXAS A&M (01/09/18)
FT Made	9, vs. Monmouth (12/09/17)
FT Attempts	10, twice, last at South Carolina (01/16/18)
Rebounds	10, vs. VERMONT (11/12/17)
Assists	5, vs. VIRGINIA TECH (12/16/17)
Steals	3, at Tennessee (01/06/18)
Blocks	4, twice, last vs. Monmouth (12/09/17)
Minutes	38, at Vanderbilt (01/13/18)

Career Highs

Points	20, vs. Monmouth (12/09/17)
FG Made	8, at LSU (01/03/18)
FG Attempts	14, vs. VERMONT (11/12/17)
3FG Made	1, 4x, last at Vanderbilt (01/13/18)
3FG Attempts	2, 3x, last vs. TEXAS A&M (01/09/18)
FT Made	9, vs. Monmouth (12/09/17)
FT Attempts	10, twice, last at South Carolina (01/16/18)
Rebounds	10, vs. VERMONT (11/12/17)
Assists	5, vs. VIRGINIA TECH (12/16/17)
Steals	3, at Tennessee (01/06/18)
Blocks	4, twice, last vs. Monmouth (12/09/17)
Minutes	38, at Vanderbilt (01/13/18)

Game-By-Game

Opponent	Date	gs	min	Total		3-Pointers		Free throws		Rebounds				pf	a	t/o	blk	stl	pts	avg	
				fg	fga	pct	3fg	3fga	pct	ft	fta	pct	off								def
UTAH VALLEY	11/10/17	*	19	1-1	1,000	0-0	0.000	3-6	.500	1	2	3	3.0	2	2	4	0	0	5	5.0	
VERMONT	11/12/17	*	35	7-14	.500	0-0	0.000	3-7	.429	2	8	10	6.5	2	2	2	1	0	17	11.0	
vs #4/3 Kansas	11/14/17	*	24	0-3	.000	0-0	0.000	2-2	1.000	0	2	2	5.0	3	3	4	0	2	8.0		
ETSU	11/17/17	*	29	6-8	.750	0-0	0.000	0-5	.000	5	3	8	5.8	5	4	6	1	0	12	9.0	
TROY	11/20/17	*	22	2-4	.500	0-0	0.000	0-0	.000	3	5	8	6.2	3	4	4	0	0	4	8.0	
FORT WAYNE	11/22/17	*	25	2-5	.400	0-1	0.000	3-8	.375	1	2	3	5.7	1	0	0	0	0	7	7.8	
UIC	11/26/17	*	24	6-7	.857	0-0	0.000	5-7	.714	1	4	5	5.6	3	4	1	1	0	17	9.1	
HARVARD	12/2/17	*	18	1-2	.500	0-0	0.000	1-2	.500	1	4	5	5.5	5	1	1	0	0	3	8.4	
vs Monmouth	12/9/17	*	32	5-8	.625	1-2	.500	9-9	1.000	2	4	6	5.6	2	1	3	4	0	20	9.7	
RV/RV VIRGINIA TECH	12/16/17	*	33	4-10	.400	1-2	.500	2-4	.500	2	3	5	5.5	1	5	2	1	1	11	9.8	
vs UCLA	12/23/17	*	27	3-8	.375	0-1	0.000	3-3	1.000	3	1	4	5.4	0	1	0	1	1	9	9.7	
RV/RV LOUISVILLE	12/29/17	*	31	5-10	.500	0-1	0.000	6-6	1.000	2	5	7	5.5	1	2	2	1	0	16	10.3	
GEORGIA	12/31/17	*	15	2-5	.400	0-1	0.000	3-6	.500	1	1	2	5.2	5	1	0	2	1	7	10.0	
at LSU	01/03/18	*	36	8-11	.727	0-1	0.000	2-4	.500	3	3	6	5.3	3	2	1	2	0	18	10.6	
at #23/22 Tennessee	01/06/18	*	23	6-8	.750	0-1	0.000	1-3	.333	0	3	3	5.1	1	1	2	2	3	13	10.7	
TEXAS A&M	01/09/18	*	32	5-11	.455	1-2	.500	5-10	.500	1	3	4	5.1	4	3	0	0	2	16	11.1	
at Vanderbilt	01/13/18	*	38	2-4	.500	1-1	1.000	5-8	.625	3	5	8	5.2	2	2	4	0	0	10	11.0	
at South Carolina	01/16/18	*	33	2-3	.667	0-1	0.000	6-10	.600	0	2	2	5.1	4	2	2	0	2	10	10.9	
FLORIDA	01/20/18	*	28	3-10	.300	0-1	0.000	0-0	.000	3	4	7	5.2	1	0	1	1	1	6	10.7	
Totals			19	524	70-132	.530	4-15	267	59-100	.590	34	64	98	5.2	48	40	39	21	11	203	10.7

Games played: 19
Minutes/game: 27.6
Points/game: 10.7
FG Pct: 53.0
3FG Pct: 26.7
FT Pct: 59.0

Rebounds/game: 5.2
Assists/game: 2.1
Turnovers/game: 2.1
Assist/turnover ratio: 1.0
Steals/game: 0.6
Blocks/game: 1.1

Superlatives

Season Stats	Career Stats
10+ points	11
20+ points	1
3+ blocks	2
3+ assists	6
10+ rebounds	1
Double-doubles	1
Dunks	17

Career Statistics

Year	GP-GS	Min-Avg	FG-FGA	Pct	3FG-FGA	Pct	FT-FTA	Pct	Off-Def-Tot-Avg	PF-FO	Ast	TO	Blk	Stl	Pts	Avg
2017-18	19-19	524-27.6	70-132	.530	4-15	.267	59-100	.590	34-64-98-5.2	48-3	40	39	21	11	203	10.7
TOTAL	19-19	524-27.6	70-132	.530	4-15	.267	59-100	.590	34-64-98-5.2	48-3	40	39	21	11	203	10.7

Dillon Pulliam

30

RS-Junior • G • 6-3 • 195 lbs • Cynthiana, Ky.
Transylvania University • Computer Engineering



Bio Blast

- Made his first two appearances of the season in consecutive games at the end of November, against Fort Wayne and UIC
- Made six appearances during the 2016-17 season
- Sat out the 2015-16 season due to NCAA transfer rules
- Played his freshman season at Transylvania University where he averaged 4.8 points and 3.4 rebounds per game
- SEC Academic Honor Roll member
- Dean's List for the fall 2016 and spring 2017 semesters
- Took a mission trip to Belize during summer 2016 with Sports Reach

Season Averages

Games played	4
Minutes/game	0.8
Points/game	
FG Pct.	
3FG Pct.	
FT Pct.	
Rebounds/game	
Assists/game	
Turnovers/game	
Assist/turnover ratio	
Steals/game	
Blocks/game	

Season Highs

Points	
FG Made	
FG Attempts	
3FG Made	
3FG Attempts	
FT Made	
FT Attempts	
Rebounds	
Assists	
Steals	
Blocks	
Minutes	1.3x, last vs. LOUISVILLE (12/29/17)

Career Highs

Points	
FG Made	
FG Attempts	1, vs. Arizona St. (11/28/16)
3FG Made	
3FG Attempts	
FT Made	
FT Attempts	
Rebounds	1, vs. DUQUESNE (11/20/16)
Assists	1, vs. DUQUESNE (11/20/16)
Steals	
Blocks	
Minutes	2, three times, last vs. TEXAS A&M (1/3/7)

Game-By-Game

Opponent	Date	gs	min	Total fg-fga	pct	3-Pointers 3fg-fga	pct	Free throws ft-fta	pct	Rebounds off	def	tot	avg	pf	a	t/o	blk	stl	pts	avg	
UTAH VALLEY	11/10/17	dnp																			
VERMONT	11/12/17	dnp																			
vs #4/3 Kansas	11/14/17	dnp																			
ETSU	11/17/17	dnp																			
TROY	11/20/17	dnp																			
FORT WAYNE	11/22/17	1		0-0	.000	0-0	.000	0-0	.000	0	0	0	0.0	0	0	0	0	0	0	0	0.0
UIC	11/26/17	1		0-0	.000	0-0	.000	0-0	.000	0	0	0	0.0	0	0	0	0	0	0	0	0.0
HARVARD	12/2/17	dnp																			
vs Monmouth	12/9/17	0		0-0	.000	0-0	.000	0-0	.000	0	0	0	0.0	0	0	0	0	0	0	0	0.0
RV/RV VIRGINIA TECH	12/16/17	dnp																			
vs UCLA	12/23/17	dnp																			
RV/RV LOUISVILLE	12/29/17	1		0-0	.000	0-0	.000	0-0	.000	0	0	0	0.0	0	0	0	0	0	0	0	0.0
GEORGIA	12/31/17	dnp																			
at LSU	01/03/18	dnp																			
at #23/22 Tennessee	01/06/18	dnp																			
TEXAS A&M	01/09/18	dnp																			
at Vanderbilt	01/13/18	dnp																			
at South Carolina	01/16/18	dnp																			
FLORIDA	01/20/18	dnp																			
Totals		0	3	0-0	.000	0-0	.000	0-0	.000	0	0	0	0.0	0	0	0	0	0	0	0	0.0

Games played: 4
Minutes/game: 0.8

Superlatives

Season Stats	Career Stats
10+ points	-
20+ points	-
3+ assists	-
3+ steals	-
10+ rebounds	-
Double-doubles	-
Dunks	-

Career Statistics

Year	GP-GS	Min-Avg	FG-FGA	Pct	3FG-FGA	Pct	FT-FTA	Pct	Off-Def-Tot-Avg	PF-FO	Ast	TO	Blk	Stl	Pts	Avg
2016-17	6-0	8-1.3	0-1	.000	0-0	.000	0-0	.000	0-1-1-0.2	0-0	1	1	0	0	0	0.0
2017-18	4-0	3-0.8	0-0	.000	0-0	.000	0-0	.000	0-0-0-0.0	0-0	0	0	0	0	0	0.0
TOTAL	10-0	11-1.1	0-1	.000	0-0	.000	0-0	.000	0-1-1-0.1	0-0	1	1	0	0	0	0.0



Wenyen Gabriel

32

Sophomore • F • 6-9 • 205 lbs • Manchester, N.H.
Wilbraham & Monson Academy • Pre-Communication

Bio Blast

- Pronunciation: WHEN-yen
- Three back of Nick Richards for the team lead with 22 blocks this season
- Had his eight-game streak of at least one made 3-point field goal snapped at Vanderbilt
- Grabbed 10 rebounds and hit two key 3-pointers in the SEC-opening win over Georgia
- Scored a season-high 16 points vs. UCLA, including a career-high-tying three 3s
 - It was his most points since his career-high 23 vs. LSU on Feb. 7, 2017
- Averaging 5.6 rebounds per game, tied with Kevin Knox for the team lead
- Grabbed a team-high 13 rebounds and tied for the team high with three blocks vs. Utah Valley
- Leading returner for the Wildcats. Top returner in terms of minutes, scoring, rebounds, assists, blocks and steals
- Appeared in 38 games, making 23 starts as a freshman
- Recorded a double-double with 11 points and 10 rebounds in the exhibition win vs. Thomas More
- Transformed his body in the offseason with added muscle
- Had a career-high 23 points, tying his personal bests for 3-pointers made (three) and free throws made (six) to go along with eight rebounds vs. LSU last season

Season Averages

Games played	19
Minutes/game	22.8
Points/game	6.5
FG Pct	45.4
3FG Pct	39.6
FT Pct	53.1
Rebounds/game	5.7
Assists/game	0.7
Turnovers/game	1.3
Assist/turnover ratio	0.5
Steals/game	0.9
Blocks/game	1.2

Season Highs

Points	16, vs. UCLA (12/23/17)
FG Made	6, vs. UCLA (12/23/17)
FG Attempts	13, vs. UTAH VALLEY (11/10/17)
3FG Made	3, twice, last at Tennessee (01/06/18)
3FG Attempts	5, vs. GEORGIA (12/31/17)
FT Made	5, vs. TROY (11/20/17)
FT Attempts	6, vs. TROY (11/20/17)
Rebounds	13, vs. UTAH VALLEY (11/10/17)
Assists	3, vs. UTAH VALLEY (11/10/17)
Steals	3, twice, last at LSU (1/3/18)
Blocks	3, twice, last vs. Monmouth (12/09/17)
Minutes	34, vs. GEORGIA (12/31/17)

Career Highs

Points	23, vs. LSU (2/7/17)
FG Made	7, vs. LSU (2/7/17)
FG Attempts	13, vs. UTAH VALLEY (11/10/17)
3FG Made	3, 5x, last at Tennessee (01/06/18)
3FG Attempts	8 vs. SOUTH CAROLINA (1/21/17)
FT Made	6, twice, last vs. LSU (2/7/17)
FT Attempts	7, vs. LSU (2/7/17)
Rebounds	16, vs. AUBURN (1/14/17)
Assists	6, vs. CLEVELAND STATE (11/23/16)
Steals	3, 3x, last at LSU (1/3/18)
Blocks	3, 5x, last vs. Monmouth (12/09/17)
Minutes	34, vs. GEORGIA (12/31/17)

Game-By-Game

Opponent	Date	gs	min	Total fg-fga	pct	3fg-fga	pct	Free throws ft-fra	pct	Rebounds off	def	tot	avg	pf	a	t/b	blk	stl	pts	avg
UTAH VALLEY	11/10/17	23	3-13	.231	1-4	.250	0-0	.000	6	7	13	13.0	3	3	0	3	1	7	7.0	
VERMONT	11/12/17	20	1-2	.500	0-1	.000	0-0	.000	0	2	2	7.5	3	1	1	1	0	2	4.5	
vs #4/3 Kansas	11/14/17	18	1-3	.333	0-1	.000	1-2	.500	0	2	2	5.7	3	0	1	1	1	3	4.0	
ETSU	11/17/17	18	2-4	.500	1-2	.500	0-1	.000	1	3	4	5.3	1	1	0	1	0	5	4.3	
TROY	11/20/17	27	3-5	.600	1-2	.500	5-6	.833	1	5	6	5.4	2	1	1	2	0	12	5.8	
FORT WAYNE	11/22/17	19	3-4	.750	1-2	.500	2-5	.400	2	8	10	6.2	1	1	4	0	1	9	6.3	
UIC	11/26/17	23	1-4	.250	1-3	.333	0-0	.000	1	3	4	5.9	3	2	0	2	1	3	5.9	
HARVARD	12/2/17	22	1-3	.333	0-0	.000	3-4	.750	0	2	2	5.4	1	0	1	2	3	5	5.8	
vs Monmouth	12/9/17	23	3-5	.600	1-3	.333	1-3	.333	1	3	4	5.2	3	0	0	3	1	8	6.0	
RV/RV VIRGINIA TECH	12/16/17	21	3-5	.600	1-2	.500	0-0	.000	3	6	9	5.6	3	0	2	0	1	7	6.1	
vs UCLA	12/23/17	26	6-10	.600	3-4	.750	1-2	.500	6	0	6	5.6	3	0	1	1	2	16	7.0	
RV/RV LOUISVILLE	12/29/17	23	1-2	.500	1-1	1.000	0-0	.000	2	5	7	5.8	2	1	2	2	0	3	6.7	
GEORGIA	12/31/17	34	2-9	.222	2-5	.400	0-0	.000	3	7	10	6.1	4	0	3	1	1	6	6.6	
at LSU	01/03/18	22	1-3	.333	1-3	.333	1-2	.500	1	3	4	5.9	3	1	0	0	3	4	6.4	
at #23/22 Tennessee	01/06/18	19	4-5	.800	3-4	.750	0-1	.000	0	1	1	5.6	5	1	1	0	1	11	6.7	
TEXAS A&M	01/09/18	32	1-5	.200	1-4	.250	0-0	.000	0	3	3	5.4	4	0	3	0	1	3	6.5	
at Vanderbilt	01/13/18	29	3-8	.375	0-4	.000	1-4	.250	2	7	9	5.6	2	1	2	1	2	7	6.5	
at South Carolina	01/16/18	15	1-1	1.000	0-0	.000	1-1	1.000	1	5	6	5.7	5	0	1	1	0	3	6.3	
FLORIDA	01/20/18	19	4-6	.667	1-3	.333	1-1	1.000	1	6	7	5.7	3	0	2	0	0	10	6.5	
Totals		0	433	44-97	.454	19-48	.396	17-32	.531	31	78	109	5.7	54	13	24	22	18	124	6.5

Games played: 19
Minutes/game: 22.8
Points/game: 6.5
FG Pct: 45.4
3FG Pct: 39.6
FT Pct: 53.1

Rebounds/game: 5.7
Assists/game: 0.7
Turnovers/game: 1.3
Assist/turnover ratio: 0.5
Steals/game: 0.9
Blocks/game: 1.2

Superlatives

Season Stats	Career Stats
10+ points	4
20+ points	-
3+ blocks	2
3+ steals	2
10+ rebounds	3
Double-doubles	-
Dunks	2
10+ points	11
20+ points	1
3+ blocks	5
3+ steals	3
10+ rebounds	5
Double-doubles	1
Dunks	7

Career Statistics

Year	GP-GS	Min-Avg	FG-FGA	Pct	3FG-FGA	Pct	FT-FTA	Pct	Off-Def-Tot-Avg	PF-FO	Ast	TO	Blk	Stl	Pts	Avg
2016-17	38-23	676-17.8	60-148	.405	20-63	.317	34-55	.618	61-123-184-4.8	91-2	26	29	34	11	174	4.6
2017-18	19-0	433-22.8	44-97	.454	19-48	.396	17-32	.531	31-78-109-5.7	54-2	13	24	22	18	124	6.5
TOTAL	57-23	1109-19.5	104-245	.424	39-111	.351	51-87	.586	92-201-293-5.1	145-4	39	53	56	29	298	5.2

BOX SCORES

GAME 10 #8/5 KENTUCKY 93, RV/RV VIRGINIA TECH 86

Official Basketball Box Score -- Game Totals -- Final Statistics
Virginia Tech vs Kentucky

12/15/17 7:00 pm at Rupp Arena - Lexington, KY

Virginia Tech 86 • 9-2-0-0

##	Player	Total		3-Ptr		Rebounds		PF	TP	A	T	Bk	Stl	Min
		FG	FGA	FG	FGA	FT	FTA							
4	Blackshear, Kerry	7-11	1-2	3-4	1	4	5	18	2	4	0	0	0	22
05	Alexander-Walker, N	3-6	0-1	0-0	1	3	4	2	6	2	4	0	0	26
05	Robinson, Justin	6-13	2-5	5-6	2	3	5	4	19	9	3	0	1	38
10	Bibbs, Justin	5-10	2-6	0-0	0	1	1	2	12	1	2	1	3	38
13	Hill, Ahmed	7-10	5-7	1-4	0	1	2	20	0	2	0	0	0	34
01	Jackson, Tyrice	0-0	0-0	0-0	0	0	0	0	0	0	0	0	0	1
11	Wilson, Devin	1-1	0-0	0-0	0	0	0	2	2	2	0	0	0	10
15	Clark, Chris	3-4	0-1	3-6	1	10	11	4	9	4	2	0	1	31
	Team				1	0	1							
Totals		32-55	10-22	12-17	6	24	30	22	86	18	19	1	3	200

FG % 1st Half: 19-20 62.1% 2nd half: 13-26 53.8% Game: 32-55 58.2%
3FG % 1st Half: 4-7 58.3% 2nd half: 3-10 30.0% Game: 10-22 45.5%
FT % 1st Half: 4-5 80.0% 2nd half: 8-12 66.7% Game: 12-17 70.6%

Kentucky 93 • 9-1, 0-0

##	Player	Total		3-Ptr		Rebounds		PF	TP	A	T	Bk	Stl	Min
		FG	FGA	FG	FGA	FT	FTA							
04	Richards, Nick	3-5	0-0	2-4	3	3	6	2	8	1	1	3	0	22
05	Knox, Kevin	7-15	2-5	5-6	2	3	5	11	2	2	0	1	3	35
25	Washington, PJ	4-10	1-2	2-4	2	3	5	1	11	5	1	3	0	27
03	Diallo, Hamidou	6-12	4-7	2-4	2	3	5	2	20	2	3	0	3	34
22	Gileous-Alexander	3-5	1-1	2-2	0	0	0	3	2	1	0	0	0	21
00	Green, Quade	7-16	2-5	3-4	1	2	10	1	17	5	1	0	0	27
01	Killeya-Jones, Sacha	0-0	0-0	0-0	0	0	0	0	2	0	0	0	0	7
32	Gabriel, Wenyen	3-5	1-2	0-0	3	6	9	1	7	0	2	0	1	21
	Team				1	0	1							
Totals		33-68	11-22	16-24	14	19	33	16	93	18	11	4	8	200

FG % 1st Half: 16-35 45.7% 2nd half: 17-33 51.5% Game: 33-68 48.5%
3FG % 1st Half: 7-11 63.6% 2nd half: 4-11 36.4% Game: 11-22 50.0%
FT % 1st Half: 2-4 50.0% 2nd half: 14-20 70.0% Game: 16-24 66.7%

Officials: Tony Greene, Don Daily, Jamie Luckie
Technical fouls: Virginia Tech none, Kentucky none.

Attendance: 22690

Score by periods	1st	2nd	Total
Virginia Tech	47	39	86
Kentucky	41	52	93

Last FG - VT 2nd 00:11, UK 2nd 00:50.
Largest lead - VT by 8 04:01, UK by 8 2nd 03:36.
VT led for 15:32, UK led for 16:46. Game was tied for 04:45.

GAME 13 #16/15 KENTUCKY 66, GEORGIA 61

Official Basketball Box Score -- Game Totals -- Final Statistics
Georgia vs Kentucky

12/31/17 6:00 pm at Rupp Arena - Lexington, KY

Georgia 61 • 9-3, 0-1-1 SEC

##	Player	Total		3-Ptr		Rebounds		PF	TP	A	T	Bk	Stl	Min
		FG	FGA	FG	FGA	FT	FTA							
01	Maten, Yante	5-15	4-4	6-8	0	2	3	17	2	1	1	0	0	36
13	Wilridge, E'lorion	0-1	0-1	0-0	0	0	0	0	1	1	0	0	0	11
20	Hammmons, Rayshawn	6-7	0-0	3-2	5	3	5	11	1	1	0	0	0	28
34	Opdebee, Derek	6-7	0-0	1-3	3	6	4	13	0	4	0	0	0	28
00	Jackson II, William	2-6	1-5	0-0	1	2	5	1	1	0	0	0	0	23
02	Harris, Jonon	4-4	1-2	0-0	0	3	3	2	2	2	0	0	0	21
03	Parker, Juwan	2-4	0-0	1-1	0	2	2	5	0	1	1	1	1	17
01	Killeya-Jones, Sacha	2-4	0-0	1-1	1	2	5	3	2	0	0	0	0	21
10	Highower, Teshawn	0-2	0-2	0-0	0	0	0	0	0	1	0	1	0	5
32	Edwards, Mike	0-1	0-0	1-2	0	3	3	1	0	0	0	0	0	10
33	Clark, Nicolas	1-2	0-1	1	1	1	2	0	0	0	0	0	0	6
	Team				0	0	0							
Totals		23-58	11-21	13-21	14	24	38	26	61	10	15	3	2	200

FG % 1st Half: 12-25 48.0% 2nd half: 11-33 33.3% Game: 23-58 39.7%
3FG % 1st Half: 0-11 0.0% 2nd half: 2-10 20.0% Game: 2-12 16.7%
FT % 1st Half: 3-5 60.0% 2nd half: 10-20 50.0% Game: 13-21 61.9%

Kentucky 66 • 9-1, 2-1, 1-0 SEC

##	Player	Total		3-Ptr		Rebounds		PF	TP	A	T	Bk	Stl	Min
		FG	FGA	FG	FGA	FT	FTA							
04	Richards, Nick	7-11	0-0	0-0	0	0	0	0	0	0	0	0	0	10
05	Knox, Kevin	1-10	1-4	2-3	1	3	4	7	3	1	0	1	0	28
25	Washington, PJ	5-7	2-2	3-4	2	3	5	1	1	2	0	0	0	25
03	Diallo, Hamidou	4-10	1-4	6-8	1	4	6	1	2	0	0	0	0	21
22	Gileous-Alexander	3-8	0-1	4-8	3	7	10	3	10	0	0	0	0	34
01	Killeya-Jones, Sacha	0-1	0-0	0-0	0	0	0	0	1	1	0	0	0	7
14	Winyard, Matt	0-1	0-0	0-0	0	0	0	0	0	0	0	0	0	1
22	Gileous-Alexander	4-9	1-1	12-22	2	2	0	21	4	1	2	3	0	31
32	Gabriel, Wenyen	2-9	5-5	0-3	3	10	6	0	3	1	1	0	0	6
	Team				0	0	0							
Totals		17-54	5-16	27-58	13	27	42	26	10	15	9	6	8	200

FG % 1st Half: 6-29 20.7% 2nd half: 11-25 44.4% Game: 17-54 31.3%
3FG % 1st Half: 1-8 12.5% 2nd half: 4-8 50.0% Game: 5-16 31.3%
FT % 1st Half: 13-15 86.7% 2nd half: 14-23 60.9% Game: 27-38 71.1%

Officials: Tony Greene, Tony Henderson, Ron Grower
Technical fouls: Georgia-TEAM, Kentucky-None.

Attendance: 22862

Score by periods	1st	2nd	Total
Georgia	27	34	61
Kentucky	26	40	66

Last FG - UK 2nd 01:26, UK 2nd 00:23.
Largest lead - UK by 7 18:47, UK by 7 2nd 07:30.
UK led for 28:10, UK led for 04:46. Game was tied for 05:44.

GAME 16 #21/20 KENTUCKY 74, RV/RV TEXAS A&M 73

Official Basketball Box Score -- Game Totals -- Final Statistics
Texas A&M vs Kentucky

01/09/18 7:00 pm at Rupp Arena - Lexington, KY

Texas A&M 73 • 11-5, 0-4

##	Player	Total		3-Ptr		Rebounds		PF	TP	A	T	Bk	Stl	Min
		FG	FGA	FG	FGA	FT	FTA							
01	Hogg, DJ	4-12	1-7	0-1	1	3	4	9	3	2	1	1	3	35
03	Tschuma-Morelos, Tony	0-0	0-0	0-0	0	0	0	0	0	0	0	0	0	0
34	Davis, Tyler	4-10	1-1	4-4	2	3	5	4	21	2	3	0	0	30
05	Knox, Kevin	6-12	3-4	0	2	2	15	0	4	0	0	0	0	25
04	Calderwell, JJ	1-2	1-2	0	1	1	3	4	6	1	2	0	0	26
00	Chandler, Jay Jay	0-0	0-0	0-0	0	0	0	0	0	0	0	0	0	0
07	Clark, Brad	3-7	1-3	0-0	0	0	0	0	16	3	2	1	0	39
05	Flagg, Savion	1-1	0-0	0-0	0	2	2	1	0	0	0	0	0	15
15	Jasey, Isaiah	0-0	0-0	0-0	0	0	0	0	0	0	0	0	0	3
04	Williams, Robert	5-7	0-1	2-3	4	4	8	12	2	0	0	0	0	23
	Team				2	1	3							
Totals		26-52	7-21	14-24	10	17	27	75	14	12	5	4	200	

FG % 1st Half: 13-28 46.4% 2nd half: 13-24 54.2% Game: 26-52 50.0%
3FG % 1st Half: 4-11 36.4% 2nd half: 3-10 30.0% Game: 7-21 33.3%
FT % 1st Half: 7-10 70.0% 2nd half: 7-14 50.0% Game: 14-24 58.3%

Kentucky 74 • 13-3, 1-1

##	Player	Total		3-Ptr		Rebounds		PF	TP	A	T	Bk	Stl	Min
		FG	FGA	FG	FGA	FT	FTA							
04	Richards, Nick	0-0	0-0	2-2	0	4	2	0	1	0	1	0	0	16
05	Knox, Kevin	5-5	2-2	3-4	0	2	2	15	0	4	0	0	0	25
25	Washington, PJ	5-11	1-2	6-9	1	3	4	3	6	0	0	0	0	32
03	Diallo, Hamidou	6-10	0-2	5-10	0	1	4	16	2	0	0	0	0	34
22	Gileous-Alexander	6-10	1-2	3-4	0	1	16	3	2	1	0	0	0	39
01	Killeya-Jones, Sacha	1-2	0-1	2-3	2	2	2	4	0	0	0	0	0	19
32	Gabriel, Wenyen	1-5	1-4	0-0	0	3	3	4	3	0	3	0	1	32
	Team				0	0	0							
Totals		24-43	4-12	22-34	7	23	28	74	10	12	2	5	200	

FG % 1st Half: 11-23 47.8% 2nd half: 13-20 65.0% Game: 24-43 58.8%
3FG % 1st Half: 4-10 40.0% 2nd half: 0-2 0.0% Game: 4-12 33.3%
FT % 1st Half: 11-20 55.0% 2nd half: 12-14 85.7% Game: 23-34 67.6%

Officials: Doug Shouse, Chuck Jones, Darron George
Technical fouls: Texas A&M none, Kentucky-None.

Attendance: 22643

Score by periods	1st	2nd	Total
------------------	-----	-----	-------

BOX SCORES

GAME 19

RV/RV FLORIDA 66, #18/16 KENTUCKY 64



Official Basketball Box Score - Game Totals - Final Statistics
Florida vs Kentucky
 01/20/18 8:15 pm at Rupp Arena - Lexington, KY



Florida 66 • 14-5, 6-1

#	Player	Total			3-Pr			Rebounds			PF	TP	A	TO	Blk	Stl	Min
		FG	FGA	FT	FTA	Off	Def	Total									
25	Stone, Keith	5	9	2	3	1	2	3	4	14	1	1	0	2	23		
13	Hayes, Kevarrtus	4	6	0	0	4	5	6	3	9	0	1	1	2	32		
04	Koulechov, Egor	0	8	0	5	2	3	6	9	1	2	0	0	1	31		
05	Allen, KevVaughn	4	16	1	7	2	2	1	0	11	2	2	0	1	38		
11	Chiozza, Chris	5	11	1	5	2	2	0	6	1	13	8	1	0	34		
00	Okunru, Mike	0	0	0	0	0	0	0	0	1	0	0	0	0	6		
03	Hudson, Jalen	4	13	2	8	7	10	1	4	5	2	17	1	1	29		
21	Bassett, Dontay	0	1	0	0	0	0	0	0	2	0	0	0	1	5		
24	Ballard, Deaundrae	0	2	0	1	0	0	0	0	0	0	0	0	0	2		
Team		4	1	5						3							
Totals		22	66	6	30	16	25	14	24	38	14	66	12	7	4	6	200

FG % 1st Half: 11-32 34.4% 2nd half: 11-34 32.4% Game: 22-66 33.3% Double
 3FG % 1st Half: 3-13 23.1% 2nd half: 3-17 17.6% Game: 6-30 20.0% foul
 FT % 1st Half: 8-12 66.7% 2nd half: 8-13 61.5% Game: 16-25 64.0% 1.1

Kentucky 64 • 14-5, 4-3

#	Player	Total			3-Pr			Rebounds			PF	TP	A	TO	Blk	Stl	Min
		FG	FGA	FT	FTA	Off	Def	Total									
04	Richards, Nick	2	3	0	0	4	5	9	0	8	1	2	2	0	20		
05	Knox, Kevin	4	10	1	4	0	4	4	3	9	1	3	0	1	25		
25	Washington, PJ	3	10	0	1	0	0	3	4	7	1	6	0	1	1	28	
01	Diallo, Hamidou	3	8	1	4	1	5	6	2	8	3	2	1	1	31		
22	Gilgeous-Alexander	4	12	1	1	2	0	4	4	2	10	6	4	0	35		
00	Green, Quade	1	8	0	4	0	0	0	1	2	2	0	0	0	17		
01	Killeya-Jones, Sacha	3	3	0	0	1	1	2	3	7	0	3	0	0	12		
02	Vanderbilt, Jarred	2	5	0	0	2	4	6	2	4	0	0	0	0	13		
10	Gabriel, Wenyen	4	6	1	3	1	1	6	7	3	10	0	2	0	19		
Team		3	0	3						3							
Totals		26	65	4	17	8	12	16	33	49	17	64	13	17	4	4	200

FG % 1st Half: 13-32 40.6% 2nd half: 13-33 39.4% Game: 26-65 40.0% Double
 3FG % 1st Half: 0-6 0.0% 2nd half: 4-11 36.4% Game: 4-17 23.5% foul
 FT % 1st Half: 5-6 83.3% 2nd half: 3-6 50.0% Game: 8-12 66.7% 2.1

Officials: Anthony Jordan, Terry O'Quinn, Bryon Barrett
 Technical Fouls: Florida-None, Kentucky-None.
 Attendance: 24394

Score by Halves	1st	2nd	Total
Florida	33	33	66
Kentucky	31	33	64

	Points	In	Off	2nd	Fast
		Paint	T/O	Chance	Break
UF	36	9	12	7	17
UK	38	9	12	6	23

Score tied - 12 times.
 Lead changed - 4 times.

Last FG - UF 2nd 02:02, UK 2nd 00:27
 Largest lead - UF by 8 2nd 03:39, UK by 8 1st 05:05.
 UF led for 20:42, UK led for 14:05. Game was tied for 04:48.

GAME 20 KENTUCKY VS. MISSISSIPPI STATE

GAME 21 KENTUCKY AT WEST VIRGINIA

GAME 22 KENTUCKY VS. VANDERBILT

GAME 23 KENTUCKY AT MISSOURI

GAME 24 KENTUCKY VS. TENNESSEE

GAME 25 KENTUCKY AT TEXAS A&M

GAME 26 KENTUCKY AT AUBURN

GAME 27 KENTUCKY VS. ALABAMA





2017-18 Kentucky Men's Basketball
 Kentucky Combined Team Statistics (as of Jan 21, 2018)
 All games



RECORD:	OVERALL	HOME	AWAY	NEUTRAL
ALL GAMES	14-5	11-1	2-2	1-2
CONFERENCE	4-3	2-1	2-2	0-0
NON-CONFERENCE	10-2	9-0	0-0	1-2

#	Player	gp-gs	min	avg	Total		3-Point		F-Throw		Rebounds				pf	dq	a	to	blk	stl	pts	avg			
					fg-fga	fg%	3fg-fga	3fg%	ft-fta	ft%	off	def	tot	avg											
05	Knox, Kevin	19-19	611	32.2	93-212	.439	25-84	.298	61-80	.763	15	92	107	5.6	45	1	32	48	6	18	272	14.3			
03	Diallo, Hamidou	19-19	544	28.6	89-201	.443	16-46	.348	53-86	.616	20	66	86	4.5	55	2	32	31	5	19	247	13.0			
22	Gilgeous-Alexander	19-6	583	30.7	79-164	.482	11-23	.478	57-70	.814	15	55	70	3.7	31	0	81	53	8	36	226	11.9			
25	Washington, PJ	19-19	524	27.6	70-132	.530	4-15	.267	59-100	.590	34	64	98	5.2	48	3	40	39	21	11	203	10.7			
00	Green, Quade	16-13	389	24.3	61-132	.462	18-49	.367	23-29	.793	6	25	31	1.9	23	0	53	31	0	4	163	10.2			
04	Richards, Nick	19-19	332	17.5	52-80	.650	0-0	.000	31-42	.738	36	71	107	5.6	43	1	8	17	25	2	135	7.1			
32	Gabriel, Wenyen	19-0	433	22.8	44-97	.454	19-48	.396	17-32	.531	31	78	109	5.7	54	2	13	24	22	18	124	6.5			
02	Vanderbilt, Jarred	2-0	27	13.5	4-10	.400	0-0	.000	2-4	.500	3	8	11	5.5	4	0	3	2	1	0	10	5.0			
01	Killeya-Jones, Sacha	18-0	284	15.8	30-51	.588	0-1	.000	15-27	.556	31	35	66	3.7	42	0	8	13	13	6	75	4.2			
14	Wynyard, Tai	8-0	43	5.4	3-7	.429	0-0	.000	2-2	1.000	6	8	14	1.8	8	0	0	3	1	3	8	1.0			
10	David, Jonny	4-0	4	1.0	0-0	.000	0-0	.000	0-0	.000	0	0	0	0.0	1	0	0	2	0	0	0	0.0			
12	Calipari, Brad	7-0	23	3.3	0-5	.000	0-5	.000	0-0	.000	0	1	1	0.1	0	0	1	1	0	0	0	0.0			
30	Pulliam, Dillon	4-0	3	0.8	0-0	.000	0-0	.000	0-0	.000	0	0	0	0.0	0	0	0	0	0	0	0	0.0			
Team											24	11	35												7
Total.....		19	3800		525-1091	.481	93-271	.343	320-472	.678	221	514	735	38.7	354	9	271	271	102	117	1463	77.0			
Opponents.....		19	3800		471-1167	.404	139-488	.285	245-363	.675	231	413	644	33.9	382	-	256	238	63	120	1326	69.8			

TEAM STATISTICS

	UK	OPP
SCORING	1463	1326
Points per game	77.0	69.8
Scoring margin	+7.2	-
FIELD GOALS-ATT	525-1091	471-1167
Field goal pct	.481	.404
3 POINT FG-ATT	93-271	139-488
3-point FG pct	.343	.285
3-pt FG made per game	4.9	7.3
FREE THROWS-ATT	320-472	245-363
Free throw pct	.678	.675
F-Throws made per game	16.8	12.9
REBOUNDS	735	644
Rebounds per game	38.7	33.9
Rebounding margin	+4.8	-
ASSISTS	271	256
Assists per game	14.3	13.5
TURNOVERS	271	238
Turnovers per game	14.3	12.5
Turnover margin	-1.7	-
Assist/turnover ratio	1.0	1.1
STEALS	117	120
Steals per game	6.2	6.3
BLOCKS	102	63
Blocks per game	5.4	3.3
ATTENDANCE	260293	103470
Home games-Avg/Game	12-21691	4-15807
Neutral site-Avg/Game	-	3-13414

Date	Opponent	Score	Att.
11/10/17	UTAH VALLEY	w 73-63	19807
11/12/17	VERMONT	w 73-69	20174
1 11/14/17	vs #4/3 Kansas	L 61-65	21684
2 11/17/17	ETSU	w 78-61	20168
2 11/20/17	TROY	w 70-62	19548
2 11/22/17	FORT WAYNE	w 86-67	20645
2 11/26/17	UIC	w 107-73	20212
12/2/17	HARVARD	w 79-70	22922
3 12/9/17	vs Monmouth	w 93-76	10438
12/16/17	RV/RV VIRGINIA TECH	w 93-86	22690
4 12/23/17	vs UCLA	L 75-83	8119
12/29/17	RV/RV LOUISVILLE	w 90-61	24228
* 12/31/17	GEORGIA	w 66-61	22862
* 1/3/18	at LSU	w 74-71	11952
* 01/06/18	at #23/22 Tennessee	L 65-76	21678
* 01/09/18	RV/RV TEXAS A&M	w 74-73	22643
* 01/13/18	at Vanderbilt	w 74-67	13389
* 1/16/18	at South Carolina	L 68-76	16210
* 01/20/18	FLORIDA	L 64-66	24394

* = Conference game
 1 = Champions Classic | United Center (Chicago)
 2 = Adolph Rupp Classic | Rupp Arena (Lexington, Ky.)
 3 = Citi Hoops Classic | Madison Square Garden (New York)
 4 = CBS Sports Classic | Smoothie King Center (New Orleans)

Score by Periods	1st	2nd	Totals
Kentucky	720	743	1463
Opponents	621	705	1326



2017-18 Kentucky Men's Basketball
 Kentucky Combined Team Statistics (as of Jan 21, 2018)
 Conference games



RECORD:	OVERALL	HOME	AWAY	NEUTRAL
ALL GAMES	4-3	2-1	2-2	0-0
CONFERENCE	4-3	2-1	2-2	0-0
NON-CONFERENCE	0-0	0-0	0-0	0-0

#	Player	gp-gs	min	avg	Total		3-Point		F-Throw		Rebounds				pf	dq	a	to	blk	stl	pts	avg		
					fg-fga	fg%	3fg-fga	3fg%	ft-fa	ft%	off	def	tot	avg										
22	Gilgeous-Alexander	7-4	244	34.9	32-73	.438	4-6	.667	28-36	.778	6	22	28	4.0	11	0	31	25	6	9	96	13.7		
05	Knox, Kevin	7-7	211	30.1	30-71	.423	7-28	.250	24-28	.857	5	33	38	5.4	18	0	8	14	1	5	91	13.0		
25	Washington, PJ	7-7	205	29.3	28-52	.538	2-8	.250	22-41	.537	11	21	32	4.6	20	1	11	10	7	9	80	11.4		
00	Green, Quade	4-3	106	26.5	13-38	.342	4-16	.250	8-12	.667	1	6	7	1.8	6	0	9	7	0	1	38	9.5		
03	Diallo, Hamidou	7-7	201	28.7	20-50	.400	4-13	.308	19-33	.576	7	22	29	4.1	23	2	8	10	3	4	63	9.0		
32	Gabriel, Wenyen	7-0	170	24.3	16-37	.432	8-23	.348	4-9	.444	8	32	40	5.7	26	2	3	11	4	7	44	6.3		
04	Richards, Nick	7-7	108	15.4	14-19	.737	0-0	.000	9-12	.750	8	21	29	4.1	14	1	1	6	6	1	37	5.3		
02	Vanderbilt, Jarred	2-0	27	13.5	4-10	.400	0-0	.000	2-4	.500	3	8	11	5.5	4	0	3	2	1	0	10	5.0		
01	Killeya-Jones, Sacha	7-0	114	16.3	10-14	.714	0-1	.000	6-11	.545	10	13	23	3.3	19	0	4	7	3	1	26	3.7		
12	Calipari, Brad	2-0	7	3.5	0-2	.000	0-2	.000	0-0	.000	0	0	0	0.0	0	0	0	0	0	0	0	0.0		
14	Wynyard, Tai	1-0	7	7.0	0-1	.000	0-0	.000	0-0	.000	1	0	1	1.0	1	0	0	0	0	1	0	0.0		
Team											11	5	16											
Total.....		7	1400		167-367	.455	29-97	.299	122-186	.656	71	183	254	36.3	142	6	78	95	31	38	485	69.3		
Opponents.....		7	1400		169-412	.410	40-166	.241	112-168	.667	86	158	244	34.9	145	-	95	73	26	39	490	70.0		

TEAM STATISTICS

	UK	OPP
SCORING	485	490
Points per game	69.3	70.0
Scoring margin	-0.7	-
FIELD GOALS-ATT	167-367	169-412
Field goal pct	.455	.410
3 POINT FG-ATT	29-97	40-166
3-point FG pct	.299	.241
3-pt FG made per game	4.1	5.7
FREE THROWS-ATT	122-186	112-168
Free throw pct	.656	.667
F-Throws made per game	17.4	16.0
REBOUNDS	254	244
Rebounds per game	36.3	34.9
Rebounding margin	+1.4	-
ASSISTS	78	95
Assists per game	11.1	13.6
TURNOVERS	95	73
Turnovers per game	13.6	10.4
Turnover margin	-3.1	-
Assist/turnover ratio	0.8	1.3
STEALS	38	39
Steals per game	5.4	5.6
BLOCKS	31	26
Blocks per game	4.4	3.7
ATTENDANCE	69899	63229
Home games-Avg/Game	3-23300	4-15807
Neutral site-Avg/Game	-	0-0

Date	Opponent		Score	Att.
* 12/31/17	GEORGIA	w	66-61	22862
* 1/3/18	at LSU	w	74-71	11952
* 01/06/18	at #23/22 Tennessee	L	65-76	21678
* 01/09/18	RV/RV TEXAS A&M	w	74-73	22643
* 01/13/18	at Vanderbilt	w	74-67	13389
* 1/16/18	at South Carolina	L	68-76	16210
* 01/20/18	FLORIDA	L	64-66	24394

* = Conference game

- 1 = Champions Classic | United Center (Chicago)
- 2 = Adolph Rupp Classic | Rupp Arena (Lexington, Ky.)
- 3 = Citi Hoops Classic | Madison Square Garden (New York)
- 4 = CBS Sports Classic | Smoothie King Center (New Orleans)

Score by Periods	1st	2nd	Totals
Kentucky	235	250	485
Opponents	221	269	490



2017-18 Kentucky Men's Basketball
 Kentucky Combined Team Statistics (as of Jan 21, 2018)
 Last five games



RECORD:	OVERALL	HOME	AWAY	NEUTRAL
ALL GAMES	2-3	1-1	1-2	0-0
CONFERENCE	2-3	1-1	1-2	0-0
NON-CONFERENCE	0-0	0-0	0-0	0-0

#	Player	gp-gs	min	avg	Total		3-Point		F-Throw		Rebounds				pf	dq	a	to	blk	stl	pts	avg
					fg-fga	fg%	3fg-fga	3fg%	ft-fta	ft%	off	def	tot	avg								
05	Knox, Kevin	5-5	148	29.6	21-49	.429	4-21	.190	22-25	.880	2	21	23	4.6	14	0	4	11	1	4	68	13.6
22	Gilgeous-Alexander	5-4	179	35.8	21-48	.438	2-3	.667	13-20	.650	3	18	21	4.2	10	0	23	21	3	4	57	11.4
25	Washington, PJ	5-5	154	30.8	18-36	.500	2-6	.333	17-31	.548	7	17	24	4.8	12	0	8	9	3	8	55	11.0
03	Diallo, Hamidou	5-5	145	29.0	14-34	.412	3-10	.300	15-25	.600	3	14	17	3.4	19	2	8	6	3	2	46	9.2
00	Green, Quade	2-1	50	25.0	6-22	.273	3-11	.273	1-2	.500	0	0	0	0.0	4	0	6	2	0	1	16	8.0
04	Richards, Nick	5-5	95	19.0	13-16	.813	0-0	.000	9-12	.750	8	20	28	5.6	11	1	1	5	6	1	35	7.0
32	Gabriel, Wenyen	5-0	114	22.8	13-25	.520	5-15	.333	3-7	.429	4	22	26	5.2	19	2	2	8	3	3	34	6.8
02	Vanderbilt, Jarred	2-0	27	13.5	4-10	.400	0-0	.000	2-4	.500	3	8	11	5.5	4	0	3	2	1	0	10	5.0
01	Killeya-Jones, Sacha	5-0	81	16.2	9-10	.900	0-1	.000	6-9	.667	7	9	16	3.2	16	0	0	5	2	1	24	4.8
12	Calipari, Brad	2-0	7	3.5	0-2	.000	0-2	.000	0-0	.000	0	0	0	0.0	0	0	0	0	0	0	0	0.0
Team											9	2	11							3		
Total.....		5	1000		119-252	.472	19-69	.275	88-135	.652	46	131	177	35.4	109	5	55	72	22	24	345	69.0
Opponents.....		5	1000		117-289	.405	32-121	.264	92-138	.667	62	110	172	34.4	105	-	71	47	18	31	358	71.6

TEAM STATISTICS	UK	OPP
SCORING	345	358
Points per game	69.0	71.6
Scoring margin	-2.6	-
FIELD GOALS-ATT	119-252	117-289
Field goal pct	.472	.405
3 POINT FG-ATT	19-69	32-121
3-point FG pct	.275	.264
3-pt FG made per game	3.8	6.4
FREE THROWS-ATT	88-135	92-138
Free throw pct	.652	.667
F-Throws made per game	17.6	18.4
REBOUNDS	177	172
Rebounds per game	35.4	34.4
Rebounding margin	+1.0	-
ASSISTS	55	71
Assists per game	11.0	14.2
TURNOVERS	72	47
Turnovers per game	14.4	9.4
Turnover margin	-5.0	-
Assist/turnover ratio	0.8	1.5
STEALS	24	31
Steals per game	4.8	6.2
BLOCKS	22	18
Blocks per game	4.4	3.6
ATTENDANCE	47037	51277
Home games-Avg/Game	2-23518	3-17092
Neutral site-Avg/Game	-	0-0

Date	Opponent	Score	Att.
* 01/06/18	at #23/22 Tennessee	L 65-76	21678
* 01/09/18	RV/RV TEXAS A&M	W 74-73	22643
* 01/13/18	at Vanderbilt	W 74-67	13389
* 1/16/18	at South Carolina	L 68-76	16210
* 01/20/18	FLORIDA	L 64-66	24394

- * = Conference game
- 1 = Champions Classic | United Center (Chicago)
- 2 = Adolph Rupp Classic | Rupp Arena (Lexington, Ky.)
- 3 = Citi Hoops Classic | Madison Square Garden (New York)
- 4 = CBS Sports Classic | Smoothie King Center (New Orleans)

Score by Periods	1st	2nd	Totals
Kentucky	178	167	345
Opponents	158	200	358



2017-18 Kentucky Men's Basketball
 Kentucky Category Leaders (as of Jan 21, 2018)
 All games



Points	G	Pts	Pts/G	Scoring Average	G	Pts	Avg/G
Knox, Kevin	19	272	14.3	Knox, Kevin	19	272	14.3
Diallo, Hamidou	19	247	13.0	Diallo, Hamidou	19	247	13.0
Gilgeous-Alexander	19	226	11.9	Gilgeous-Alexander	19	226	11.9
Washington, PJ	19	203	10.7	Washington, PJ	19	203	10.7
Green, Quade	16	163	10.2	Green, Quade	16	163	10.2
Richards, Nick	19	135	7.1	Richards, Nick	19	135	7.1
Gabriel, Wenyen	19	124	6.5	Gabriel, Wenyen	19	124	6.5
Killeya-Jones, Sacha	18	75	4.2	Vanderbilt, Jarred	2	10	5.0
Vanderbilt, Jarred	2	10	5.0	Killeya-Jones, Sacha	18	75	4.2
Wynyard, Tai	8	8	1.0	Wynyard, Tai	8	8	1.0
				Calipari, Brad	7	0	0.0
				Pulliam, Dillon	4	0	0.0
				David, Jonny	4	0	0.0

FG Percentage	FG	Att	Pct	Field Goal Attempts	G	Att	Att/G
Richards, Nick	52	80	.650	Knox, Kevin	19	212	11.2
Killeya-Jones, Sacha	30	51	.588	Diallo, Hamidou	19	201	10.6
Washington, PJ	70	132	.530	Gilgeous-Alexander	19	164	8.6
Gilgeous-Alexander	79	164	.482	Green, Quade	16	132	8.3
Green, Quade	61	132	.462	Washington, PJ	19	132	6.9
Gabriel, Wenyen	44	97	.454				
Diallo, Hamidou	89	201	.443	Field Goals Made	G	Made	Made/G
Knox, Kevin	93	212	.439	Knox, Kevin	19	93	4.9
Wynyard, Tai	3	7	.429	Diallo, Hamidou	19	89	4.7
Vanderbilt, Jarred	4	10	.400	Gilgeous-Alexander	19	79	4.2
Calipari, Brad	0	5	.000	Washington, PJ	19	70	3.7
				Green, Quade	16	61	3.8

3-Point Percentage	3FG	Att	Pct	3-Point FG Attempts	G	Att	Att/G
Gilgeous-Alexander	11	23	.478	Knox, Kevin	19	84	4.4
Gabriel, Wenyen	19	48	.396	Green, Quade	16	49	3.1
Green, Quade	18	49	.367	Gabriel, Wenyen	19	48	2.5
Diallo, Hamidou	16	46	.348	Diallo, Hamidou	19	46	2.4
Knox, Kevin	25	84	.298	Gilgeous-Alexander	19	23	1.2
Washington, PJ	4	15	.267				
Calipari, Brad	0	5	.000	3-Point FG Made	G	Made	Made/G
Killeya-Jones, Sacha	0	1	.000	Knox, Kevin	19	25	1.3
				Gabriel, Wenyen	19	19	1.0
				Green, Quade	16	18	1.1
				Diallo, Hamidou	19	16	0.8
				Gilgeous-Alexander	19	11	0.6

Free Throw Percent	FG	Att	Pct	Free Throw Attempts	G	Att	Att/G
Wynyard, Tai	2	2	1.000	Washington, PJ	19	100	5.3
Gilgeous-Alexander	57	70	.814	Diallo, Hamidou	19	86	4.5
Green, Quade	23	29	.793	Knox, Kevin	19	80	4.2
Knox, Kevin	61	80	.763	Gilgeous-Alexander	19	70	3.7
Richards, Nick	31	42	.738	Richards, Nick	19	42	2.2
Diallo, Hamidou	53	86	.616				
Washington, PJ	59	100	.590	Free Throws Made	G	Made	Made/G
Killeya-Jones, Sacha	15	27	.556	Knox, Kevin	19	61	3.2
Gabriel, Wenyen	17	32	.531	Washington, PJ	19	59	3.1
Vanderbilt, Jarred	2	4	.500	Gilgeous-Alexander	19	57	3.0
				Diallo, Hamidou	19	53	2.8
				Richards, Nick	19	31	1.6



2017-18 Kentucky Men's Basketball
 Kentucky Category Leaders (as of Jan 21, 2018)
 All games



Rebounds	G	Reb	Reb/G	Assists	G	No.	Ast/G
Gabriel, Wenyen	19	109	5.7	Gilgeous-Alexander	19	81	4.3
Richards, Nick	19	107	5.6	Green, Quade	16	53	3.3
Knox, Kevin	19	107	5.6	Washington, PJ	19	40	2.1
Washington, PJ	19	98	5.2	Knox, Kevin	19	32	1.7
Diallo, Hamidou	19	86	4.5	Diallo, Hamidou	19	32	1.7

Rebound Average	G	Reb	Avg/G	Steals	G	No.	Stl/G
Gabriel, Wenyen	19	109	5.7	Gilgeous-Alexander	19	36	1.9
Richards, Nick	19	107	5.6	Diallo, Hamidou	19	19	1.0
Knox, Kevin	19	107	5.6	Knox, Kevin	19	18	0.9
Vanderbilt, Jarred	2	11	5.5	Gabriel, Wenyen	19	18	0.9
Washington, PJ	19	98	5.2	Washington, PJ	19	11	0.6

Offensive Rebounds	G	No.	Avg/G	Blocked Shots	G	No.	Blk/G
Richards, Nick	19	36	1.9	Richards, Nick	19	25	1.3
Washington, PJ	19	34	1.8	Gabriel, Wenyen	19	22	1.2
Gabriel, Wenyen	19	31	1.6	Washington, PJ	19	21	1.1
Killeya-Jones, Sacha	18	31	1.7	Killeya-Jones, Sacha	18	13	0.7
Diallo, Hamidou	19	20	1.1	Gilgeous-Alexander	19	8	0.4

Defensive Rebounds	G	No.	Avg/G	Minutes	G	No.	Min/G
Knox, Kevin	19	92	4.8	Knox, Kevin	19	611	32.2
Gabriel, Wenyen	19	78	4.1	Gilgeous-Alexander	19	583	30.7
Richards, Nick	19	71	3.7	Diallo, Hamidou	19	544	28.6
Diallo, Hamidou	19	66	3.5	Washington, PJ	19	524	27.6
Washington, PJ	19	64	3.4	Gabriel, Wenyen	19	433	22.8

Fouls	G	No.	Per/G	Turnovers	G	No.	TO/G
Diallo, Hamidou	19	55	2.9	Gilgeous-Alexander	19	53	2.8
Gabriel, Wenyen	19	54	2.8	Knox, Kevin	19	48	2.5
Washington, PJ	19	48	2.5	Washington, PJ	19	39	2.1
Knox, Kevin	19	45	2.4	Diallo, Hamidou	19	31	1.6
Richards, Nick	19	43	2.3	Green, Quade	16	31	1.9

Foulsouts	G	No.
Washington, PJ	19	3
Diallo, Hamidou	19	2
Gabriel, Wenyen	19	2
Richards, Nick	19	1
Knox, Kevin	19	1



2017-18 Kentucky Men's Basketball
 Kentucky Overall/Conference Statistics (as of Jan 21, 2018)
 All games



SUMMARY	Overall Statistics										Conference Statistics									
	gp-gs	min/g	fg%	3fg%	ft%	r/g	a/g	stl	blk	pts/g	gp-gs	min/g	fg%	3fg%	ft%	r/g	a/g	stl	blk	pts/g
Knox, Kevin	19-19	32.2	.439	.298	.763	5.6	1.7	18	6	14.3	7-7	30.1	.423	.250	.857	5.4	1.1	5	1	13.0
Diallo, Hamidou	19-19	28.6	.443	.348	.616	4.5	1.7	19	5	13.0	7-7	28.7	.400	.308	.576	4.1	1.1	4	3	9.0
Gilgeous-Alexander	19-6	30.7	.482	.478	.814	3.7	4.3	36	8	11.9	7-4	34.9	.438	.667	.778	4.0	4.4	9	6	13.7
Washington, PJ	19-19	27.6	.530	.267	.590	5.2	2.1	11	21	10.7	7-7	29.3	.538	.250	.537	4.6	1.6	9	7	11.4
Green, Quade	16-13	24.3	.462	.367	.793	1.9	3.3	4	0	10.2	4-3	26.5	.342	.250	.667	1.8	2.3	1	0	9.5
Richards, Nick	19-19	17.5	.650	.000	.738	5.6	0.4	2	25	7.1	7-7	15.4	.737	.000	.750	4.1	0.1	1	6	5.3
Gabriel, Wenyen	19-0	22.8	.454	.396	.531	5.7	0.7	18	22	6.5	7-0	24.3	.432	.348	.444	5.7	0.4	7	4	6.3
Vanderbilt, Jarred	2-0	13.5	.400	.000	.500	5.5	1.5	0	1	5.0	2-0	13.5	.400	.000	.500	5.5	1.5	0	1	5.0
Killeya-Jones, Sacha	18-0	15.8	.588	.000	.556	3.7	0.4	6	13	4.2	7-0	16.3	.714	.000	.545	3.3	0.6	1	3	3.7
Wynyard, Tai	8-0	5.4	.429	.000	1.000	1.8	0.0	3	1	1.0	1-0	7.0	.000	.000	.000	1.0	0.0	1	0	0.0
Calipari, Brad	7-0	3.3	.000	.000	.000	0.1	0.1	0	0	0.0	2-0	3.5	.000	.000	.000	0.0	0.0	0	0	0.0
Pulliam, Dillon	4-0	0.8	.000	.000	.000	0.0	0.0	0	0	0.0										
David, Jonny	4-0	1.0	.000	.000	.000	0.0	0.0	0	0	0.0										
Totals	19		.481	.343	.678	38.7	14.3	117	102	77.0	7		.455	.299	.656	36.3	11.1	38	31	69.3
Opponent	19		.404	.285	.675	33.9	13.5	120	63	69.8	7		.410	.241	.667	34.9	13.6	39	26	70.0

SCORING	Overall Statistics									Conference Statistics							
	fg-fga	fg%	3fg-fga	3fg%	ft-fga	ft%	pts	pts/g	fg-fga	fg%	3fg-fga	3fg%	ft-fga	ft%	pts	pts/g	
Knox, Kevin	93-212	.439	25-84	.298	61-80	.763	272	14.3	30-71	.423	7-28	.250	24-28	.857	91	13.0	
Diallo, Hamidou	89-201	.443	16-46	.348	53-86	.616	247	13.0	20-50	.400	4-13	.308	19-33	.576	63	9.0	
Gilgeous-Alexander	79-164	.482	11-23	.478	57-70	.814	226	11.9	32-73	.438	4-6	.667	28-36	.778	96	13.7	
Washington, PJ	70-132	.530	4-15	.267	59-100	.590	203	10.7	28-52	.538	2-8	.250	22-41	.537	80	11.4	
Green, Quade	61-132	.462	18-49	.367	23-29	.793	163	10.2	13-38	.342	4-16	.250	8-12	.667	38	9.5	
Richards, Nick	52-80	.650	0-0	.000	31-42	.738	135	7.1	14-19	.737	0-0	.000	9-12	.750	37	5.3	
Gabriel, Wenyen	44-97	.454	19-48	.396	17-32	.531	124	6.5	16-37	.432	8-23	.348	4-9	.444	44	6.3	
Vanderbilt, Jarred	4-10	.400	0-0	.000	2-4	.500	10	5.0	4-10	.400	0-0	.000	2-4	.500	10	5.0	
Killeya-Jones, Sacha	30-51	.588	0-1	.000	15-27	.556	75	4.2	10-14	.714	0-1	.000	6-11	.545	26	3.7	
Wynyard, Tai	3-7	.429	0-0	.000	2-2	1.000	8	1.0	0-1	.000	0-0	.000	0-0	.000	0	0.0	
Calipari, Brad	0-5	.000	0-5	.000	0-0	.000	0	0.0	0-2	.000	0-2	.000	0-0	.000	0	0.0	
Pulliam, Dillon	0-0	.000	0-0	.000	0-0	.000	0	0.0									
David, Jonny	0-0	.000	0-0	.000	0-0	.000	0	0.0									
Totals	525-1091	.481	93-271	.343	320-472	.678	1463	77.0	167-367	.455	29-97	.299	122-186	.656	485	69.3	
Opponent	471-1167	.404	139-488	.285	245-363	.675	1326	69.8	169-412	.410	40-166	.241	112-168	.667	490	70.0	

TOTALS	Overall Statistics										Conference Statistics									
	o-reb	d-reb	total	pf	fo	a	to	a/to	hi	pts	o-reb	d-reb	total	pf	fo	a	to	a/to	hi	pts
Knox, Kevin	15	92	107	45	1	32	48	0.7	25	25	5	33	38	18	0	8	14	0.6	21	21
Diallo, Hamidou	20	66	86	55	2	32	31	1.0	23	23	7	22	29	23	2	8	10	0.8	18	18
Gilgeous-Alexander	15	55	70	31	0	81	53	1.5	24	24	6	22	28	11	0	31	25	1.2	22	22
Washington, PJ	34	64	98	48	3	40	39	1.0	20	20	11	21	32	20	1	11	10	1.1	18	18
Green, Quade	6	25	31	23	0	53	31	1.7	21	21	1	6	7	6	0	9	7	1.3	15	15
Richards, Nick	36	71	107	43	1	8	17	0.5	25	25	8	21	29	14	1	1	6	0.2	12	12
Gabriel, Wenyen	31	78	109	54	2	13	24	0.5	16	16	8	32	40	26	2	3	11	0.3	11	11
Vanderbilt, Jarred	3	8	11	4	0	3	2	1.5	6	6	3	8	11	4	0	3	2	1.5	6	6
Killeya-Jones, Sacha	31	35	66	42	0	8	13	0.6	9	9	10	13	23	19	0	4	7	0.6	7	7
Wynyard, Tai	6	8	14	8	0	0	3	0.0	4	4	1	0	1	1	0	0	0	0.0	0	0
Calipari, Brad	0	1	1	0	0	1	1	1.0	0	0	0	0	0	0	0	0	0	0.0	0	0
Pulliam, Dillon	0	0	0	0	0	0	0	0.0	0	0										
David, Jonny	0	0	0	1	0	0	2	0.0	0	0										
Totals	221	514	735	354	9	271	271	1.0	107	107	71	183	254	142	6	78	95	0.8	74	74
Opponent	231	413	644	382	-	256	238	1.1	86	86	86	158	244	145	-	95	73	1.3	76	76



2017-18 Kentucky Men's Basketball
 Kentucky Team Game-by-Game (as of Jan 21, 2018)
 All games



TEAM STATISTICS

Opponent	Date	Score		Total		3-Pointers		Free throws		Rebounds				pf	a	t/o	blk	stl	pts	avg
				fg-fga	pct	3fg-fga	pct	ft-fta	pct	off	def	tot	avg							
UTAH VALLEY	11/10/17	73-63	W	26-66	.394	5-15	.333	16-23	.696	18	20	38	38.0	18	17	14	8	11	73	73.0
VERMONT	11/12/17	73-69	W	26-56	.464	3-9	.333	18-23	.783	8	28	36	37.0	17	15	10	4	3	73	73.0
vs #4/3 Kansas	11/14/17	61-65	L	23-55	.418	3-13	.231	12-18	.667	10	29	39	37.7	20	14	18	10	7	61	69.0
ETSU	11/17/17	78-61	W	33-58	.569	9-16	.563	3-15	.200	13	27	40	38.2	20	17	22	8	6	78	71.2
TROY	11/20/17	70-62	W	26-59	.441	3-9	.333	15-23	.652	15	38	53	41.2	16	13	16	2	3	70	71.0
FORT WAYNE	11/22/17	86-67	W	33-55	.600	5-11	.455	15-24	.625	12	32	44	41.7	18	17	16	3	6	86	73.5
UIC	11/26/17	107-73	W	42-63	.667	4-12	.333	19-28	.679	10	27	37	41.0	19	22	15	7	6	107	78.3
HARVARD	12/2/17	79-70	W	26-56	.464	2-14	.143	25-30	.833	8	29	37	40.5	15	13	10	9	9	79	78.4
vs Monmouth	12/9/17	93-76	W	31-58	.534	7-19	.368	24-32	.750	14	30	44	40.9	18	20	19	8	7	93	80.0
RV/RV VIRGINIA TECH	12/16/17	93-86	W	33-68	.485	11-22	.500	16-24	.667	14	19	33	40.1	16	18	11	4	8	93	81.3
vs UCLA	12/23/17	75-83	L	29-68	.426	6-21	.286	11-16	.688	16	20	36	39.7	16	14	14	3	8	75	80.7
RV/RV LOUISVILLE	12/29/17	90-61	W	30-62	.484	6-13	.462	24-30	.800	12	32	44	40.1	19	13	11	5	5	90	81.5
GEORGIA	12/31/17	66-61	W	17-54	.315	5-16	.313	27-38	.711	15	27	42	40.2	23	10	9	6	8	66	80.3
at LSU	1/3/18	74-71	W	31-61	.508	5-12	.417	7-13	.538	10	25	35	39.9	10	13	14	3	6	74	79.9
at #23/22 Tennessee	01/06/18	65-76	L	24-52	.462	7-19	.368	10-16	.625	8	22	30	39.2	23	14	16	4	7	65	78.9
RV/RV TEXAS A&M	01/09/18	74-73	W	24-43	.558	4-12	.333	22-34	.647	7	21	28	38.5	18	10	12	2	5	74	78.6
at Vanderbilt	01/13/18	74-67	W	23-43	.535	3-10	.300	25-37	.676	9	26	35	38.3	19	11	11	7	3	74	78.3
at South Carolina	1/16/18	68-76	L	22-49	.449	1-11	.091	23-36	.639	6	29	35	38.1	32	7	16	5	5	68	77.7
FLORIDA	01/20/18	64-66	L	26-65	.400	4-17	.235	8-12	.667	16	33	49	38.7	17	13	17	4	4	64	77.0
Kentucky		1463		525-1091	.481	93-271	.343	320-472	.678	221	514	735	38.7	354	271	271	102	117	1463	77.0
Opponents		1326		471-1167	.404	139-488	.285	245-363	.675	231	413	644	33.9	382	256	238	63	120	1326	69.8

Games played: 19
 Points/game: 77.0
 FG Pct: 48.1
 3FG Pct: 34.3
 FT Pct: 67.8

Rebounds/game: 38.7
 Assists/game: 14.3
 Turnovers/game: 14.3
 Assist/turnover ratio: 1.0
 Steals/game: 6.2
 Blocks/game: 5.4



2017-18 Kentucky Men's Basketball
 Kentucky Opponent Game-by-Game (as of Jan 21, 2018)
 All games



OPPONENT STATISTICS

Opponent	Date	Score		Total		3-Pointers		Free throws		Rebounds				pf	a	t/o	blk	stl	pts	avg
				fg-fga	pct	3fg-fga	pct	ft-fa	pct	off	def	tot	avg							
UTAH VALLEY	11/10/17	73-63	W	23-56	.411	5-18	.278	12-18	.667	16	23	39	39.0	20	12	20	8	8	63	63.0
VERMONT	11/12/17	73-69	W	26-58	.448	10-29	.345	7-13	.538	6	21	27	33.0	18	14	7	1	1	69	66.0
vs #4/3 Kansas	11/14/17	61-65	L	24-68	.353	8-28	.286	9-16	.563	18	21	39	35.0	15	17	11	2	12	65	65.7
ETSU	11/17/17	78-61	W	22-68	.324	8-31	.258	9-14	.643	19	18	37	35.5	19	14	16	2	8	61	64.5
TROY	11/20/17	70-62	W	23-64	.359	4-27	.148	12-16	.750	6	24	30	34.4	20	9	6	5	5	62	64.0
FORT WAYNE	11/22/17	86-67	W	24-60	.400	12-37	.324	7-14	.500	7	14	21	32.2	20	13	10	0	8	67	64.5
UIC	11/26/17	107-73	W	26-64	.406	5-18	.278	16-24	.667	15	18	33	32.3	22	7	21	6	7	73	65.7
HARVARD	12/2/17	79-70	W	23-62	.371	12-28	.429	12-17	.706	12	24	36	32.8	21	13	15	3	4	70	66.2
vs Monmouth	12/9/17	93-76	W	26-70	.371	10-29	.345	14-18	.778	16	18	34	32.9	21	20	15	2	10	76	67.3
RV/RV VIRGINIA TECH	12/16/17	93-86	W	32-55	.582	10-22	.455	12-17	.706	6	24	30	32.6	22	18	19	1	3	86	69.2
vs UCLA	12/23/17	75-83	L	29-61	.475	12-30	.400	13-15	.867	11	26	37	33.0	14	14	14	2	12	83	70.5
RV/RV LOUISVILLE	12/29/17	90-61	W	24-69	.348	3-25	.120	10-13	.769	13	24	37	33.3	25	10	11	5	3	61	69.7
GEORGIA	12/31/17	66-61	W	23-58	.397	2-21	.095	13-21	.619	14	24	38	33.7	26	10	15	3	2	61	69.0
at LSU	1/3/18	74-71	W	29-65	.446	6-24	.250	7-9	.778	10	24	34	33.7	14	14	11	5	6	71	69.1
at #23/22 Tennessee	01/06/18	65-76	L	25-55	.455	8-22	.364	18-24	.750	12	25	37	33.9	16	23	12	4	8	76	69.6
RV/RV TEXAS A&M	01/09/18	74-73	W	26-52	.500	7-21	.333	14-24	.583	10	17	27	33.5	25	14	12	5	4	73	69.8
at Vanderbilt	01/13/18	74-67	W	21-55	.382	6-25	.240	19-27	.704	12	18	30	33.3	23	11	7	4	6	67	69.6
at South Carolina	1/16/18	68-76	L	23-61	.377	5-23	.217	25-38	.658	14	26	40	33.7	27	11	9	1	7	76	70.0
FLORIDA	01/20/18	64-66	L	22-66	.333	6-30	.200	16-25	.640	14	24	38	33.9	14	12	7	4	6	66	69.8
Opponents		1326		471-1167	.404	139-488	.285	245-363	.675	231	413	644	33.9	382	256	238	63	120	1326	69.8
Kentucky		1463		525-1091	.481	93-271	.343	320-472	.678	221	514	735	38.7	354	271	271	102	117	1463	77.0

Games played: 19
 Points/game: 69.8
 FG Pct: 40.4
 3FG Pct: 28.5
 FT Pct: 67.5

Rebounds/game: 33.9
 Assists/game: 13.5
 Turnovers/game: 12.5
 Assist/turnover ratio: 1.1
 Steals/game: 6.3
 Blocks/game: 3.3



2017-18 Kentucky Men's Basketball
Kentucky Team High/Low Analysis (as of Jan 21, 2018)
All games



Kentucky - TEAM GAME HIGHS

POINTS	107		UIC (11/26/17)
	93		RV/RV VIRGINIA TECH (12/16/17)
	93		vs Monmouth (12/9/17)
	90		RV/RV LOUISVILLE (12/29/17)
	86		FORT WAYNE (11/22/17)
FIELD GOALS MADE	42		UIC (11/26/17)
	33		RV/RV VIRGINIA TECH (12/16/17)
	33		FORT WAYNE (11/22/17)
	33		ETSU (11/17/17)
FIELD GOAL ATTEMPTS	68		vs UCLA (12/23/17)
	68		RV/RV VIRGINIA TECH (12/16/17)
FIELD GOAL PERCENTAGE	.667	(42-63)	UIC (11/26/17)
	.600	(33-55)	FORT WAYNE (11/22/17)
3 PT FIELD GOALS MADE	11		RV/RV VIRGINIA TECH (12/16/17)
	9		ETSU (11/17/17)
3 PT FG ATTEMPTS	22		RV/RV VIRGINIA TECH (12/16/17)
	21		vs UCLA (12/23/17)
3 PT FG PERCENTAGE	.563	(9-16)	ETSU (11/17/17)
	.500	(11-22)	RV/RV VIRGINIA TECH (12/16/17)
FREE THROWS MADE	27		GEORGIA (12/31/17)
	25		at Vanderbilt (01/13/18)
	25		HARVARD (12/2/17)
FREE THROW ATTEMPTS	38		GEORGIA (12/31/17)
	37		at Vanderbilt (01/13/18)
FREE THROW PERCENTAGE	.833	(25-30)	HARVARD (12/2/17)
	.800	(24-30)	RV/RV LOUISVILLE (12/29/17)
REBOUNDS	53		TROY (11/20/17)
	49		FLORIDA (01/20/18)
ASSISTS	22		UIC (11/26/17)
	20		vs Monmouth (12/9/17)
STEALS	11		UTAH VALLEY (11/10/17)
	9		HARVARD (12/2/17)
BLOCKED SHOTS	10		vs #4/3 Kansas (11/14/17)
	9		HARVARD (12/2/17)
TURNOVERS	22		ETSU (11/17/17)
	19		vs Monmouth (12/9/17)
FOULS	32		at South Carolina (1/16/18)
	23		at #23/22 Tennessee (01/06/18)
	23		GEORGIA (12/31/17)



2017-18 Kentucky Men's Basketball
Kentucky High/Low Analysis (as of Jan 21, 2018)
All games



Opponent - GAME HIGHS

POINTS	86		RV/RV VIRGINIA TECH (12/16/17)
	83		vs UCLA (12/23/17)
	76		at South Carolina (1/16/18)
	76		at #23/22 Tennessee (01/06/18)
	76		vs Monmouth (12/9/17)
FIELD GOALS MADE	32		RV/RV VIRGINIA TECH (12/16/17)
	29		at LSU (1/3/18)
	29		vs UCLA (12/23/17)
FIELD GOAL ATTEMPTS	70		vs Monmouth (12/9/17)
	69		RV/RV LOUISVILLE (12/29/17)
FIELD GOAL PERCENTAGE	.582	(32-55)	RV/RV VIRGINIA TECH (12/16/17)
	.500	(26-52)	RV/RV TEXAS A&M (01/09/18)
3 PT FIELD GOALS MADE	12		vs UCLA (12/23/17)
	12		HARVARD (12/2/17)
	12		FORT WAYNE (11/22/17)
3 PT FG ATTEMPTS	37		FORT WAYNE (11/22/17)
	31		ETSU (11/17/17)
3 PT FG PERCENTAGE	.455	(10-22)	RV/RV VIRGINIA TECH (12/16/17)
	.429	(12-28)	HARVARD (12/2/17)
FREE THROWS MADE	25		at South Carolina (1/16/18)
	19		at Vanderbilt (01/13/18)
FREE THROW ATTEMPTS	38		at South Carolina (1/16/18)
	27		at Vanderbilt (01/13/18)
FREE THROW PERCENTAGE	.867	(13-15)	vs UCLA (12/23/17)
	.778	(14-18)	vs Monmouth (12/9/17)
	.778	(7-9)	at LSU (1/3/18)
REBOUNDS	40		at South Carolina (1/16/18)
	39		vs #4/3 Kansas (11/14/17)
	39		UTAH VALLEY (11/10/17)
ASSISTS	23		at #23/22 Tennessee (01/06/18)
	20		vs Monmouth (12/9/17)
STEALS	12		vs UCLA (12/23/17)
	12		vs #4/3 Kansas (11/14/17)
BLOCKED SHOTS	8		UTAH VALLEY (11/10/17)
	6		UIC (11/26/17)
TURNOVERS	21		UIC (11/26/17)
	20		UTAH VALLEY (11/10/17)
FOULS	27		at South Carolina (1/16/18)
	26		GEORGIA (12/31/17)



2017-18 Kentucky Men's Basketball
Kentucky High/Low Analysis (as of Jan 21, 2018)
All games



Kentucky - GAME LOWS

POINTS	61	vs #4/3 Kansas (11/14/17)
	64	FLORIDA (01/20/18)
	65	at #23/22 Tennessee (01/06/18)
	66	GEORGIA (12/31/17)
	68	at South Carolina (1/16/18)
FIELD GOALS MADE	17	GEORGIA (12/31/17)
	22	at South Carolina (1/16/18)
FIELD GOAL ATTEMPTS	43	RV/RV TEXAS A&M (01/09/18)
	43	at Vanderbilt (01/13/18)
FIELD GOAL PERCENTAGE	.315 (17-54)	GEORGIA (12/31/17)
	.394 (26-66)	UTAH VALLEY (11/10/17)
3 PT FIELD GOALS MADE	1	at South Carolina (1/16/18)
	2	HARVARD (12/2/17)
3 PT FG ATTEMPTS	9	VERMONT (11/12/17)
	9	TROY (11/20/17)
3 PT FG PERCENTAGE	.091 (1-11)	at South Carolina (1/16/18)
	.143 (2-14)	HARVARD (12/2/17)
FREE THROWS MADE	3	ETSU (11/17/17)
	7	at LSU (1/3/18)
FREE THROW ATTEMPTS	12	FLORIDA (01/20/18)
	13	at LSU (1/3/18)
FREE THROW PERCENTAGE	.200 (3-15)	ETSU (11/17/17)
	.538 (7-13)	at LSU (1/3/18)
REBOUNDS	28	RV/RV TEXAS A&M (01/09/18)
	30	at #23/22 Tennessee (01/06/18)
ASSISTS	7	at South Carolina (1/16/18)
	10	GEORGIA (12/31/17)
	10	RV/RV TEXAS A&M (01/09/18)
STEALS	3	VERMONT (11/12/17)
	3	TROY (11/20/17)
	3	at Vanderbilt (01/13/18)
BLOCKED SHOTS	2	TROY (11/20/17)
	2	RV/RV TEXAS A&M (01/09/18)
TURNOVERS	9	GEORGIA (12/31/17)
	10	VERMONT (11/12/17)
	10	HARVARD (12/2/17)
FOULS	10	at LSU (1/3/18)
	15	HARVARD (12/2/17)



2017-18 Kentucky Men's Basketball
 Kentucky High/Low Analysis (as of Jan 21, 2018)
 All games



Opponent - GAME LOWS

POINTS	61		ETSU (11/17/17)
	61		RV/RV LOUISVILLE (12/29/17)
	61		GEORGIA (12/31/17)
	62		TROY (11/20/17)
	63		UTAH VALLEY (11/10/17)
FIELD GOALS MADE	21		at Vanderbilt (01/13/18)
	22		ETSU (11/17/17)
	22		FLORIDA (01/20/18)
FIELD GOAL ATTEMPTS	52		RV/RV TEXAS A&M (01/09/18)
	55		RV/RV VIRGINIA TECH (12/16/17)
	55		at #23/22 Tennessee (01/06/18)
	55		at Vanderbilt (01/13/18)
FIELD GOAL PERCENTAGE	.324	(22-68)	ETSU (11/17/17)
	.333	(22-66)	FLORIDA (01/20/18)
3 PT FIELD GOALS MADE	2		GEORGIA (12/31/17)
	3		RV/RV LOUISVILLE (12/29/17)
3 PT FG ATTEMPTS	18		UTAH VALLEY (11/10/17)
	18		UIC (11/26/17)
3 PT FG PERCENTAGE	.095	(2-21)	GEORGIA (12/31/17)
	.120	(3-25)	RV/RV LOUISVILLE (12/29/17)
FREE THROWS MADE	7		VERMONT (11/12/17)
	7		FORT WAYNE (11/22/17)
	7		at LSU (1/3/18)
FREE THROW ATTEMPTS	9		at LSU (1/3/18)
	13		VERMONT (11/12/17)
	13		RV/RV LOUISVILLE (12/29/17)
FREE THROW PERCENTAGE	.500	(7-14)	FORT WAYNE (11/22/17)
	.538	(7-13)	VERMONT (11/12/17)
REBOUNDS	21		FORT WAYNE (11/22/17)
	27		VERMONT (11/12/17)
	27		RV/RV TEXAS A&M (01/09/18)
ASSISTS	7		UIC (11/26/17)
	9		TROY (11/20/17)
STEALS	1		VERMONT (11/12/17)
	2		GEORGIA (12/31/17)
BLOCKED SHOTS	0		FORT WAYNE (11/22/17)
	1		VERMONT (11/12/17)
	1		RV/RV VIRGINIA TECH (12/16/17)
	1		at South Carolina (1/16/18)
TURNOVERS	6		TROY (11/20/17)
	7		VERMONT (11/12/17)
	7		at Vanderbilt (01/13/18)
	7		FLORIDA (01/20/18)
FOULS	14		vs UCLA (12/23/17)
	14		at LSU (1/3/18)
	14		FLORIDA (01/20/18)



2017-18 Kentucky Men's Basketball
 Kentucky Player High/Low Analysis (as of Jan 21, 2018)
 All games



Kentucky - INDIVIDUAL GAME HIGHS

Points	25		Knox, Kevin vs UIC (11/26/17)
	25		Richards, Nick vs Fort Wayne (11/22/17)
	24		Gilgeous-Alexander vs RV/RV LOUISVILLE (12/29/17)
	23		Diallo, Hamidou vs Monmouth (12/9/17)
	22		Gilgeous-Alexander at Vanderbilt (01/13/18)
Field Goals Made	9		Gilgeous-Alexander vs RV/RV LOUISVILLE (12/29/17)
	9		Knox, Kevin vs UIC (11/26/17)
	9		Richards, Nick vs Fort Wayne (11/22/17)
	9		Green, Quade vs ETSU (11/17/17)
Field Goal Att.	18		Diallo, Hamidou vs UCLA (12/23/17)
	16		Knox, Kevin at South Carolina (1/16/18)
	16		Gilgeous-Alexander at LSU (1/3/18)
	16		Gilgeous-Alexander vs RV/RV LOUISVILLE (12/29/17)
	16		Diallo, Hamidou vs RV/RV Virginia Tech (12/16/17)
	16		Diallo, Hamidou vs Harvard (12/2/17)
	16		Diallo, Hamidou vs Utah Valley (11/10/17)
FG Pct (min 5 made)	1.000	(5-5)	Knox, Kevin vs RV/RV TEXAS A&M (01/09/18)
	.900	(9-10)	Richards, Nick vs Fort Wayne (11/22/17)
3-Point FG Made	4		Diallo, Hamidou vs RV/RV Virginia Tech (12/16/17)
	4		Knox, Kevin vs ETSU (11/17/17)
3-Point FG Att.	8		Knox, Kevin at South Carolina (1/16/18)
	7		Green, Quade at #23/22 Tennessee (01/06/18)
	7		Diallo, Hamidou vs RV/RV Virginia Tech (12/16/17)
	7		Knox, Kevin vs Harvard (12/2/17)
	7		Knox, Kevin vs ETSU (11/17/17)
3-Pt FG Pct (min 2 made)	1.000	(2-2)	Knox, Kevin vs RV/RV TEXAS A&M (01/09/18)
	.750	(3-4)	Gabriel, Wenyen at #23/22 Tennessee (01/06/18)
	.750	(3-4)	Green, Quade vs RV/RV LOUISVILLE (12/29/17)
	.750	(3-4)	Gabriel, Wenyen vs UCLA (12/23/17)
Free Throws Made	12		Gilgeous-Alexander vs Georgia (12/31/17)
	9		Washington, PJ vs Monmouth (12/9/17)
Free Throw Att.	13		Gilgeous-Alexander vs Georgia (12/31/17)
	10		Knox, Kevin at South Carolina (1/16/18)
	10		Washington, PJ at South Carolina (1/16/18)
	10		Gilgeous-Alexander at Vanderbilt (01/13/18)
	10		Washington, PJ vs RV/RV TEXAS A&M (01/09/18)
	10		Diallo, Hamidou vs Monmouth (12/9/17)
	10		Knox, Kevin vs UIC (11/26/17)
	10		Knox, Kevin vs UIC (11/26/17)
FT Pct (min 3 made)	1.000	(9-9)	Washington, PJ vs Monmouth (12/9/17)
	1.000	(8-8)	Gilgeous-Alexander vs Harvard (12/2/17)
	1.000	(7-7)	Knox, Kevin at Vanderbilt (01/13/18)
	1.000	(7-7)	Richards, Nick vs Fort Wayne (11/22/17)
	1.000	(6-6)	Washington, PJ vs RV/RV LOUISVILLE (12/29/17)
	1.000	(4-4)	Knox, Kevin at #23/22 Tennessee (01/06/18)
	1.000	(4-4)	Knox, Kevin vs Harvard (12/2/17)
	1.000	(4-4)	Killeya-Jones, Sacha vs Vermont (11/12/17)
	1.000	(4-4)	Knox, Kevin vs Vermont (11/12/17)
	1.000	(4-4)	Green, Quade vs Utah Valley (11/10/17)
	1.000	(3-3)	Gilgeous-Alexander at LSU (1/3/18)
	1.000	(3-3)	Washington, PJ vs UCLA (12/23/17)
	1.000	(3-3)	Diallo, Hamidou vs UIC (11/26/17)
Rebounds	15		Richards, Nick vs Fort Wayne (11/22/17)
	13		Gabriel, Wenyen vs Utah Valley (11/10/17)

Assists	9	Gilgeous-Alexander vs Monmouth (12/9/17)
	6	Gilgeous-Alexander vs Florida (01/20/18)
	6	Gilgeous-Alexander at Vanderbilt (01/13/18)
	6	Gilgeous-Alexander at #23/22 Tennessee (01/06/18)
	6	Gilgeous-Alexander vs UIC (11/26/17)
	6	Gilgeous-Alexander vs ETSU (11/17/17)
Steals	4	Gilgeous-Alexander vs Fort Wayne (11/22/17)
	4	Knox, Kevin vs Utah Valley (11/10/17)
	4	Gilgeous-Alexander vs Utah Valley (11/10/17)
Blocked Shots	4	Washington, PJ vs Monmouth (12/9/17)
	4	Washington, PJ vs #4/3 Kansas (11/14/17)
Turnovers	7	Knox, Kevin vs Monmouth (12/9/17)
	6	Gilgeous-Alexander at South Carolina (1/16/18)
	6	Washington, PJ vs ETSU (11/17/17)
	6	Knox, Kevin vs ETSU (11/17/17)
	6	Gilgeous-Alexander vs #4/3 Kansas (11/14/17)
Fouls	5	Gabriel, Wenyen at South Carolina (1/16/18)
	5	Diallo, Hamidou at South Carolina (1/16/18)
	5	Richards, Nick at South Carolina (1/16/18)
	5	Diallo, Hamidou at #23/22 Tennessee (01/06/18)
	5	Gabriel, Wenyen at #23/22 Tennessee (01/06/18)
	5	Washington, PJ vs Georgia (12/31/17)
	5	Knox, Kevin vs RV/RV LOUISVILLE (12/29/17)
	5	Washington, PJ vs Harvard (12/2/17)
	5	Washington, PJ vs ETSU (11/17/17)
Minutes	39	Knox, Kevin at South Carolina (1/16/18)
	39	Gilgeous-Alexander at Vanderbilt (01/13/18)
	39	Diallo, Hamidou at Vanderbilt (01/13/18)
	39	Gilgeous-Alexander vs RV/RV TEXAS A&M (01/09/18)
	38	Washington, PJ at Vanderbilt (01/13/18)
	38	Gilgeous-Alexander at #23/22 Tennessee (01/06/18)



2017-18 Kentucky Men's Basketball
 Kentucky Opponent High/Low Analysis (as of Jan 21, 2018)
 All games



OPPONENT INDIVIDUAL GAME HIGHS

Points	27		SILVA, Chris at South Carolina (1/16/18)
	25		Towns, Seth vs Harvard (12/2/17)
	24		Duop Reath at LSU (1/3/18)
	21		Davis, Tyler vs RV/RV TEXAS A&M (01/09/18)
	20		ROBERSON, Jeff at Vanderbilt (01/13/18)
	20		Schofield, Admiral at #23/22 Tennessee (01/06/18)
	20		Wilkes, Kris vs UCLA (12/23/17)
	20		Holiday, Aaron vs UCLA (12/23/17)
	20		Hill, Ahmed vs RV/RV Virginia Tech (12/16/17)
Field Goals Made	11		Duop Reath at LSU (1/3/18)
	9		SILVA, Chris at South Carolina (1/16/18)
Field Goal Att.	18		Mykhailiuk, Svi vs #4/3 Kansas (11/14/17)
	17		SILVA, Chris at South Carolina (1/16/18)
	17		Duop Reath at LSU (1/3/18)
FG Pct (min 5 made)	1.000	(5-5)	Azubuike, Udoka vs #4/3 Kansas (11/14/17)
	.875	(7-8)	Jurkin, Peter vs ETSU (11/17/17)
3-Point FG Made	6		Towns, Seth vs Harvard (12/2/17)
	5		Hill, Ahmed vs RV/RV Virginia Tech (12/16/17)
	5		Konchar, John vs Fort Wayne (11/22/17)
3-Point FG Att.	11		HAMMOND,DEION vs Monmouth (12/9/17)
	11		Harrell, Kason vs Fort Wayne (11/22/17)
3-Pt FG Pct (min 2 made)	1.000	(2-2)	Ali, Prince vs UCLA (12/23/17)
	.857	(6-7)	Towns, Seth vs Harvard (12/2/17)
Free Throws Made	9		SILVA, Chris at South Carolina (1/16/18)
	7		Hudson, Jalen vs Florida (01/20/18)
Free Throw Att.	13		SILVA, Chris at South Carolina (1/16/18)
	10		Hudson, Jalen vs Florida (01/20/18)
	10		Dixon, Dikembe vs UIC (11/26/17)
FT Pct (min 3 made)	1.000	(6-6)	ROBERSON, Jeff at Vanderbilt (01/13/18)
	1.000	(5-5)	FISHER-DAVIS,Matthew at Vanderbilt (01/13/18)
	1.000	(4-4)	Davis, Tyler vs RV/RV TEXAS A&M (01/09/18)
	1.000	(4-4)	Bowden, Jordan at #23/22 Tennessee (01/06/18)
	1.000	(4-4)	Tremont Waters at LSU (1/3/18)
	1.000	(4-4)	Adel, Deng vs RV/RV LOUISVILLE (12/29/17)
	1.000	(4-4)	Holiday, Aaron vs UCLA (12/23/17)
	1.000	(4-4)	SEABORN,MICAH vs Monmouth (12/9/17)
	1.000	(4-4)	Robinson, Clint vs UIC (11/26/17)
	1.000	(4-4)	Toolson, Jake vs Utah Valley (11/10/17)
	1.000	(3-3)	Person, Wesley vs Troy (11/20/17)
Rebounds	12		Maten, Yante vs Georgia (12/31/17)
	11		Duop Reath at LSU (1/3/18)
	11		Tremont Waters at LSU (1/3/18)
	11		Spalding, Ray vs RV/RV LOUISVILLE (12/29/17)
	11		Welsh, Thomas vs UCLA (12/23/17)
	11		Clarke, Chris vs RV/RV Virginia Tech (12/16/17)
Assists	9		Robinson, Justin vs RV/RV Virginia Tech (12/16/17)
	8		Chiozza, Chris vs Florida (01/20/18)
	8		Holiday, Aaron vs UCLA (12/23/17)
Steals	4		Schofield, Admiral at #23/22 Tennessee (01/06/18)
	3		BOOKER, Frank at South Carolina (1/16/18)
	3		KOTSAR, Maik at South Carolina (1/16/18)
	3		Welsh, Thomas vs UCLA (12/23/17)
	3		SALNAVE,RAY vs Monmouth (12/9/17)

	3	TILGHMAN,AUSTIN vs Monmouth (12/9/17)
	3	Konchar, John vs Fort Wayne (11/22/17)
	3	Long, Jermaine vs ETSU (11/17/17)
	3	Vick, Lagerald vs #4/3 Kansas (11/14/17)
	3	Newman, Malik vs #4/3 Kansas (11/14/17)
Blocked Shots	5	Manyang, Akolda vs Utah Valley (11/10/17)
	3	Odiase, Tai vs UIC (11/26/17)
	3	Hicks, Alex vs Troy (11/20/17)
Turnovers	7	Holiday, Aaron vs UCLA (12/23/17)
	5	Blount, Jordan vs UIC (11/26/17)
	5	Bradford, Desonta vs ETSU (11/17/17)
	5	Graham, Devonte' vs #4/3 Kansas (11/14/17)
Fouls	5	HAASE, Felipe at South Carolina (1/16/18)
	5	Jackson II, William vs Georgia (12/31/17)
	5	Mahmoud, Anas vs RV/RV LOUISVILLE (12/29/17)
	5	Blackshear, Kerry vs RV/RV Virginia Tech (12/16/17)
	5	Otley, Marcus vs UIC (11/26/17)
	5	Blount, Jordan vs UIC (11/26/17)



2017-18 Kentucky Men's Basketball
 Kentucky Team Game-by-Game Comparison (as of Jan 21, 2018)
 All games



Opponent	1st	2nd	Score	Mar	Total FG	FG Pct	3-Pointers	3FG Pct	Free Throws	FT Pct	Rebounds	Assist	T/Over	Block	Steal	Fouls
UTAH VALLEY	25/34	48/29	73-63	+10	26-66/23-56	.394/.411	5-15/5-18	.333/.278	16-23/12-18	.696/.667	38/39 (1)	17/12	14/20	8/8	11/8	18/20
VERMONT	36/24	37/45	73-69	+4	26-56/26-58	.464/.448	3-9/10-29	.333/.345	18-23/7-13	.783/.538	36/27 +9	15/14	10/7	4/1	3/1	17/18
#4/3 Kansas	33/34	28/31	61-65	(4)	23-55/24-68	.418/.353	3-13/8-28	.231/.286	12-18/9-16	.667/.563	39/39 -	14/17	18/11	10/2	7/12	20/15
ETSU	36/30	42/31	78-61	+17	33-58/22-68	.569/.324	9-16/8-31	.563/.258	3-15/9-14	.200/.643	40/37 +3	17/14	22/16	8/2	6/8	20/19
TROY	41/25	29/37	70-62	+8	26-59/23-64	.441/.359	3-9/4-27	.333/.148	15-23/12-16	.652/.750	53/30 +23	13/9	16/6	2/5	3/5	16/20
FORT WAYNE	45/37	41/30	86-67	+19	33-55/24-60	.600/.400	5-11/12-37	.455/.324	15-24/7-14	.625/.500	44/21 +23	17/13	16/10	3/0	6/8	18/20
UIC	52/35	55/38	107-73	+34	42-63/26-64	.667/.406	4-12/5-18	.333/.278	19-28/16-24	.679/.667	37/33 +4	22/7	15/21	7/6	6/7	19/22
HARVARD	42/37	37/33	79-70	+9	26-56/23-62	.464/.371	2-14/12-28	.143/.429	25-30/12-17	.833/.706	37/36 +1	13/13	10/15	9/3	9/4	15/21
Monmouth	54/31	39/45	93-76	+17	31-58/26-70	.534/.371	7-19/10-29	.368/.345	24-32/14-18	.750/.778	44/34 +10	20/20	19/15	8/2	7/10	18/21
RV/RV VIRGINIA TECH	41/47	52/39	93-86	+7	33-68/32-55	.485/.582	11-22/10-22	.500/.455	16-24/12-17	.667/.706	33/30 +3	18/18	11/19	4/1	8/3	16/22
UCLA	39/39	36/44	75-83	(8)	29-68/29-61	.426/.475	6-21/12-30	.286/.400	11-16/13-15	.688/.867	36/37 (1)	14/14	14/14	3/2	8/12	16/14
RV/RV LOUISVILLE	41/27	49/34	90-61	+29	30-62/24-69	.484/.348	6-13/3-25	.462/.120	24-30/10-13	.800/.769	44/37 +7	13/10	11/11	5/5	5/3	19/25
GEORGIA	26/27	40/34	66-61	+5	17-54/23-58	.315/.397	5-16/2-21	.313/.095	27-38/13-21	.711/.619	42/38 +4	10/10	9/15	6/3	8/2	23/26
LSU	31/36	43/35	74-71	+3	31-61/29-65	.508/.446	5-12/6-24	.417/.250	7-13/7-9	.538/.778	35/34 +1	13/14	14/11	3/5	6/6	10/14
#23/22 Tennessee	37/29	28/47	65-76	(11)	24-52/25-55	.462/.455	7-19/8-22	.368/.364	10-16/18-24	.625/.750	30/37 (7)	14/23	16/12	4/4	7/8	23/16
RV/RV TEXAS A&M	37/35	37/38	74-73	+1	24-43/26-52	.558/.500	4-12/7-21	.333/.333	22-34/14-24	.647/.583	28/27 +1	10/14	12/12	2/5	5/4	18/25
Vanderbilt	36/27	38/40	74-67	+7	23-43/21-55	.535/.382	3-10/6-25	.300/.240	25-37/19-27	.676/.704	35/30 +5	11/11	11/7	7/4	3/6	19/23
South Carolina	37/34	31/42	68-76	(8)	22-49/23-61	.449/.377	1-11/5-23	.091/.217	23-36/25-38	.639/.658	35/40 (5)	7/11	16/9	5/1	5/7	32/27
FLORIDA	31/33	33/33	64-66	(2)	26-65/22-66	.400/.333	4-17/6-30	.235/.200	8-12/16-25	.667/.640	49/38 +11	13/12	17/7	4/4	4/6	17/14

Note: Game totals are displayed in the format TEAM/OPPONENT for each category