




**TENNESSEE**  
BASKETBALL



10 SEC CHAMPIONSHIPS | 25 ALL-AMERICANS | 11 SEC PLAYERS OF THE YEAR | 46 NBA DRAFT PICKS

# #23/#22 TENNESSEE (9-4, 0-2 SEC) vs. #17/#14 KENTUCKY (12-2, 2-0 SEC)

JAN. 6 » THOMPSON-BOLING ARENA » KNOXVILLE, TENN. » 9:01 PM ET

## THE MATCHUP

TENNESSEE VOLUNTEERS



KENTUCKY WILDCATS



UTSPORTS.COM

### QUICK COMPARISON

79.2 ppg	<b>Points Per Game</b>	79.9 ppg
70.2 ppg	<b>Points Allowed Per Game</b>	69.1 ppg
38.1 rpg	<b>Rebounding Per Game</b>	39.9 rpg
36.5 rpg	<b>Rebounding Defense</b>	33.7 rpg
.441	<b>Field Goal Pct.</b>	.484
.391	<b>3-Point Pct.</b>	.366



UKATHLETICS.COM

### TENNESSEE QUICK FACTS

Head Coach: Rick Barnes (Lenoir-Rhyne, 1977)  
Record at Tennessee: 40-39 / 3rd year  
Career Record: 644-353 / 31st year  
Scoring Leader: Grant Williams (15.6 ppg, 10th in SEC)  
Rebounds Leader: Grant Williams (6.7 rpg, 11th in SEC)  
Assists Leaders: Jordan Bone & James Daniel III (3.5 apg)

### KENTUCKY QUICK FACTS

Head Coach: John Calipari (Clarion State, 1982)  
Record at Kentucky: 261-55 / 9th year  
Career Record: 664-193 / 26th year  
Scoring Leader: Kevin Knox (14.6 ppg, 16th in SEC)  
Rebounds Leader: Kevin Knox (6.0 rpg, T-19th in SEC)  
Assists Leader: S. Gilgeous-Alexander (4.1 apg, 7th in SEC)

## 108 YEARS | 177 MILES | 122 MEETINGS

### THE SERIES

Overall: Kentucky leads, 153-69  
In Knoxville: UK leads, 52-49  
In Lexington: UK leads, 90-16  
Neutral Sites: UK leads, 11-4  
Current Streak: UK has won one  
Last Meeting: Kentucky won, 83-58, in Lexington, 2/14/17  
Rick Barnes vs. Kentucky: 3-4  
Rick Barnes vs. John Calipari: Tied, 4-4

### RIGHT NOW

This is Tennessee's second home sellout of the season. UT ranks 11th nationally with an average home attendance of 14,944.  
The Vols are rated No. 19 in the NCAA RPI and own the nation's fifth-rated SOS, per ESPN.  
Kentucky and Tennessee are among the youngest teams in Division I. See note on Page 5.  
UT ranks 15th nationally in defensive efficiency, per KenPom.

### A WIN WOULD...

Snap UT's two-game losing streak and give the Vols their first SEC win of the season.  
Give Tennessee a three-game win streak against Kentucky in Knoxville. That would be its longest home win streak against the Wildcats since winning seven straight in Knoxville from 1979-85.  
Give the Vols two wins over opponents ranked in the top 20 of the AP poll this season.

### PROBABLE STARTERS

Tennessee	Ht.	Wt.	Yr.	Hometown	PPG	RPG	Other
G 0 Jordan Bone	6-3	176	So.	Nashville, Tenn.	9.3	1.8	3.5 apg
G 23 Jordan Bowden	6-5	185	So.	Knoxville, Tenn.	10.8	3.6	.605 3FG%
F 5 Admiral Schofield	6-5	238	Jr.	Zion, Ill.	12.3	5.4	.434 3FG%
F 2 Grant Williams	6-7	241	So.	Charlotte, N.C.	15.6	6.7	1.9 apg
F 11 Kyle Alexander	6-11	220	Jr.	Milton, Ontario	5.4	6.4	2.8 orgp

Kentucky	Ht.	Wt.	Yr.	Hometown	PPG	RPG	Other
G 0 Quade Green	6-0	180	Fr.	Philadelphia, Penn.	10.5	2.2	3.4 apg
G 3 Hamidou Diallo	6-5	198	Fr.	Queens, N.Y.	14.4	4.9	.361 3FG%
F 25 PJ Washington	6-7	236	Fr.	Dallas, Texas	10.6	5.3	1.3 bpg
F 5 Kevin Knox	6-9	215	Fr.	Tampa, Fla.	14.6	6.0	1.0 spg
F 4 Nick Richards	6-11	240	Fr.	Kingston, Jamaica	7.1	5.6	.609 FG%

## EXPERIENCE THE ACTION



**TV**  
SEC Network  
Tom Hart (PxP)  
Sean Farnham (analyst)  
Kris Budden (reporter)  
Ian Gruca (producer)



**RADIO**  
Vol Network  
Bob Kesling (PxP)  
Bert Bertelkamp (analyst)  
Tim Berry (engineer)



**SATELLITE RADIO**  
Sirius  
Channel 145 (UT broadcast)  
XM  
Channel 190 (UT broadcast)



**ONLINE/MOBILE**  
UTsports.com  
Free audio stream only  
WatchESPN.com  
Video stream (thru cable provider)

## 2017-18 » SCHEDULE & RECORD

<b>THE RECORD</b>	<b>OVERALL RECORD:</b>	<b>9-4</b>
	SEC	0-2
	NON-CONFERENCE	9-2
	HOME	5-2
	AWAY	2-1
	NEUTRAL	2-1

## THE SCHEDULE

DATE	OPPONENT (TV)	TIME/RESULT
N10	Presbyterian (SEC Network+)	W, 88-53
N14	High Point (SEC Network+)	W, 84-53
N22	1-vs. #18 Purdue (ESPN2)	W, 78-75 (OT)
N23	1-vs. #5 Villanova (ESPN)	L, 85-76
N24	1- vs. NC State (ESPN2)	W, 67-58
N29	Mercer (SEC Network+)	W, 84-60

D3	at Georgia Tech (ESPNU)	W, 77-70
D9	Lispcomb (SEC Network)	W, 81-71
D17	#7 North Carolina (ESPN)	L, 78-73
D20	Furman (SEC Network)	W, 66-61
D23	at Wake Forest (ESPN2)	W, 79-60
D30	at Arkansas* (SEC Network)	L, 95-93 (OT)
J2	Auburn* (ESPNU)	L, 94-84
J6	#17 Kentucky* (ESEC Network)	9:01 p.m.
J9	at Vanderbilt* (SEC Network)	9 p.m.
J13	Texas A&M* (SEC Network)	6 p.m.
J17	at Missouri* (SEC Network)	9 p.m.
J20	at South Carolina* (SESPN2)	6 p.m.
J23	Vanderbilt* (ESPNU)	7 p.m.
J27	2-at Iowa State (ESPNU)	4 p.m.
J31	LSU* (SEC Network)	6:30 p.m.

F3	Ole Miss* (SEC Network)	6 p.m.
F6	at Kentucky* (ESPN)	7 p.m.
F10	at Alabama* (SEC Network)	6 p.m.
F13	South Carolina* (ESPNU)	9 p.m.
F17	at Georgia* (SEC Network)	6 p.m.
F21	Florida* (ESPN2)	9 p.m.
F24	at Ole Miss* (SEC Network)	1 p.m.
F27	at Mississippi State* (SEC Network)	7 p.m.

M3	Georgia* (SEC Network)	6 p.m.
M7-11	3-SEC Tournament	

### Schedule Key

1-Bad Boy Mowers Battle 4 Atlantis (Paradise Island, Bahamas); 2-Big 12/SEC Challenge; 3-SEC Tournament (St. Louis, Mo.)

\*Southeastern Conference Game

All Times Eastern; Opponent Rankings are AP

Are you viewing these game notes on a wifi-enabled mobile device? If so, click on any game's score above to view the video highlights from that contest.



▶ QUICK FACTS

**THE BASICS**

Location: Knoxville, Tenn.  
 Founded: 1794  
 Conference: Southeastern  
 Enrollment: 28,321  
 Colors: Orange & White  
 Nickname: Volunteers  
 Mascot: Smokey  
 Band: Pride of the Southland  
 University President: Dr. Joe DiPietro  
 Knoxville Chancellor: Dr. Beverly Davenport  
 Faculty Representative: Dr. Donald Bruce  
 Vice Chancellor/Director of Athletics: Phillip Fulmer  
 Athletic Department Phone: 865-974-1220  
 Ticket Office Phone: 1-800-332-VOLS (8657)

**COURT FACTS**

Thompson-Boling Arena  
 Capacity: 21,678  
 Record in Arena: 359-129 (.736), 31st season  
 Largest Crowd: 25,610 vs. Kentucky (1/21/89)  
 at current capacity: 22,326 vs. Gonzaga (1/7/09)  
 Record on Current Court: 28-11 (.718), 3rd season

▶ MEDIA INFORMATION

**CREDENTIALS**

Outlets interested in obtaining credentials to cover Tennessee basketball home games must apply for credentials via Sports Systems.

Link: [www.sportssystem.com/clients/seccredentials/](http://www.sportssystem.com/clients/seccredentials/)

Applications for single-game credentials should be submitted at least one week in advance of the game(s) one plans to cover.

**COVERING PRACTICE**

Only select Tennessee basketball practices are open to the media. Contact Assistant AD Tom Satkowiak (tomsid@tennessee.edu) for dates and times. See Page 261 of the Tennessee Media Guide for specific practice coverage guidelines.

**WEEKLY PRESS CONFERENCES**

During SEC play, Rick Barnes hosts weekly media press conferences in the Ray and Lucy Hand Digital Studio. Lunch for attendees is provided in the Media Relations office.

**SEC COACHES TELECONFERENCE**

This season's SEC coaches teleconferences are scheduled to occur on Jan. 8 and 25 (Thursday); Feb. 5 and 19; March 5. The postseason call takes place on March 12. All SEC basketball teleconferences can be listened to online at SECsports.com shortly after their conclusion.

**Order of Appearance (All Times Eastern)**

11:00 a.m.	Bryce Drew, Vanderbilt
11:07 a.m.	Michael White, Florida
11:14 a.m.	Frank Martin, South Carolina
11:21 a.m.	Mark Fox, Georgia
11:28 a.m.	Will Wade, LSU
11:35 a.m.	John Calipari, Kentucky
<b>11:42 a.m.</b>	<b>Rick Barnes, Tennessee</b>
11:49 a.m.	Mike Anderson, Arkansas
11:56 a.m.	Avery Johnson, Alabama
12:03 p.m.	Bruce Pearl, Auburn
12:10 p.m.	Andy Kennedy, Ole Miss
12:17 p.m.	Ben Howland, Mississippi State
12:24 p.m.	Cuonzo Martin, Missouri
12:31 p.m.	Billy Kennedy, Texas A&M

**INSIDE TENNESSEE**



**Front Row (L-R):** James Daniel III, Lamonté Turner, Brad Woodson, Jordan Bone, Jordan Bowden, Lucas Campbell, Chris Darrington, Jacob Fleschman; **Back Row (L-R):** Yves Pons, Grant Williams, John Fulkerson, Kyle Alexander, Zach Kent, Derrick Walker, Admiral Schofield, Jalen Johnson.

**SCHOLARSHIP ROSTER & QUICK NOTES**

No.	Name	Pos.	Ht.	Wt.	Class	Hometown   Previous School
11	Kyle Alexander	F	6-11	220	Jr.	Milton, Ontario, Canada   Orangeville Prep
Note: The tallest player on UT's roster, his minutes, field-goal percentage and scoring have increased every year						
0	Jordan Bone	G	6-3	176	So.	Nashville, Tenn.   The Ensworth School
Note: Arguably the team's most natural point guard, his conditioning is much improved from a year ago						
23	Jordan Bowden	G	6-5	185	So.	Knoxville, Tenn.   22 Feet Academy (S.C.)
Note: Knoxville native is one of the team's most potent scoring threats; he started 28 games as a freshman last year						
3	James Daniel III	G	6-0	172	Sr.	Hampton, Va.   Howard University
Note: Barnes' second-ever grad transfer; he led Division I in scoring as a junior at Howard in 2015-16 (27.1 ppg)						
32	Chris Darrington	G	6-1	179	Jr.	Toledo, Ohio   Vincennes University (Ind.)
Note: Was a first-team NJCAA All-American last season; very dangerous player in transition (great finisher)						
10	John Fulkerson	F	6-9	210	RS-Fr.	Kingsport, Tenn.   The Christ School (N.C.)
Note: Working his way back from two surgeries; high-energy forward appeared in only 10 games last season						
13	Jalen Johnson	G	6-7	190	RS-Fr.	Durham, N.C.   Wesleyan Christian Academy
Note: Versatile wing added close to 15 pounds of muscle during his redshirt year; made his career debut Nov. 10						
33	Zach Kent	F	6-10	224	Fr.	Magnolia, Del.   Blair Academy (N.J.)
Note: Barnes has said that the true freshman forward may have improved more than any player this preseason						
35	Yves Pons	G/F	6-5	203	Fr.	Fuveau, France   INSEP Academy
Note: Perhaps the most athletic player on the roster, he is adjusting to life in the U.S. and NCAA basketball						
5	Admiral Schofield	F	6-5	238	Jr.	Zion, Ill.   Zion-Benton Township HS
Note: One of the top sixth men in the SEC last season; team leader is seeing increased action on the wing this year						
1	Lamonté Turner	G	6-1	183	RS-So.	Florence, Ala.   IMG Academy (Fla.)
Note: Averaged 8.2 points and 2.7 assists in 20.7 minutes per game last year; 53 percent of career FGs are 3FGs						
15	Derrick Walker Jr.	F	6-8	238	Fr.	Kansas City, Mo.   Sunrise Christian Academy
Note: Arrived on campus this summer physically prepared for SEC basketball; starred for the Vols in Europe back in August						
2	Grant Williams	F	6-7	241	So.	Charlotte, N.C.   Providence Day School
Note: SEC All-Freshman Team performer scored 402 points last year (sixth all-time among Vol freshmen)						

**STAFF**

**Head Coach:** Rick Barnes  
**Record at Tennessee:** 40-39 (3rd Year)  
**Overall Record :** 644-353 (31st Year)

**Associate Head Coach:** Rob Lanier  
**Assistant Coach:** Desmond Oliver  
**Assistant Coach:** Michael Schwartz  
**Strength & Conditioning Coach:** Garrett Medenwald  
**Athletic Trainer:** Chad Newman  
**Director of Player Development:** Riley Davis  
**Director of Basketball Operations:** Mary-Carter Eggert  
**Director of Student-Athlete Development:** Aubin Goporo  
**Assistant to the Head Coach:** Kyle Condon  
**Graduate Managers:** Parker Ratcliff and Todd Taravella

**PRONUNCIATION GUIDE**

Jordan Bowden	BAU-din (like old FSU coach)
Aubin Goporo	Aw-bin guh-POR-oh
Rob Lanier	luh-NEER
Garrett Medenwald	MAY-dihn-wald
Yves Pons	EEV POHNS
Lamonté Turner	luh-MAHN-tay

**TENNESSEE BASKETBALL MEDIA RELATIONS CONTACTS**

Tom Satkowiak	Assistant AD - Media Relations	Cell: 865-696-2897	Email: TomSID@tennessee.edu	Twitter: @TomSatkowiak
Josh Lively	Media Relations Graduate Assistant	Cell: 865-235-9728	Email: jlively3@vols.utk.edu	Twitter: @Josh_Lively1

► BY THE NUMBERS

7

» There are only seven active NCAA head coaches who have more career Division I wins to their credit than **Rick Barnes** (644).

1.6

» Dating to the OT period at Arkansas, **Lamonté Turner** has scored 33 points in his last 22 minutes played. That equates to 1.6 points per minute.

38

» In its two SEC games, Tennessee has surrendered an average of 38.0 points in the paint. Prior to that, the Vols allowed an average of 26.2.

TEAM NOTES

ABOUT KENTUCKY

- **John Calipari** once again heads a strong Kentucky team, which was picked to win the SEC this year by select media during the preseason.
- The Wildcats are currently ranked 17th in the AP poll and have an RPI that stands at No. 16. With an 12-2 record entering the matchup, UK holds wins over ETSU, Harvard, Virginia Tech, Louisville and Georgia this season. Its two losses came at the hands of Kansas and UCLA in neutral-site games.
- Kentucky is paced by preseason first-team All-SEC guard **Hamidou Diallo**, as the redshirt freshman averages 14.4 ppg, 4.9 rpg and 1.7 apg.
- The Wildcats' lineup is boosted by five-star freshman forward **Kevin Knox**. The top-10 prospect has made his presence felt at the collegiate level, leading the team with 14.6 ppg and 6.0 rpg in 33 minutes of action per game.
- Another UK player to keep an eye on is freshman **Shai Gilgeous-Alexander**. The 6-6 guard plays nearly 29 minutes a game off the bench and is averaging 12.1 ppg on 50 percent (58-of-116) shooting, 4.1 apg, 3.5 rpg and 2.3 spg. During his last three outings, he has paced the Wildcats' scoring attack, dropping 24 points vs. Louisville and 21 vs. Georgia.

FAST BREAK

Last season, Tennessee had four different freshmen score at least 20 points in a game (it happened seven times): **Jordan Bone, Jordan Bowden, Lamonté Turner, Grant Williams**

SERIES NOTES

- The Kentucky series is UT's oldest and most-played among SEC opponents. The Vols and Wildcats first met on Feb. 5, 1910, and have clashed 222 times over the years.
- In 17 previous meetings, both teams have been ranked in the AP Top 25. Kentucky holds an 11-6 edge in those games.
- No program in college basketball has logged more wins over Kentucky than Tennessee (69).
- Kentucky is one of only three SEC schools (along with Alabama and Arkansas) to lead its all-time series against the Volunteers.
- Four Tennessee All-Americans were Kentucky natives: **Allan Houston, Chris Lofton, Danny Schultz** and **Paul "Lefty" Walther**.
- Tennessee has 13 all-time wins over the Wildcats at Thompson-Boling Arena. The Vols have beaten the Wildcats just four times at Rupp Arena, posting victories in 1977, 1979, 1999 and 2006.

LAST MEETING WITH KENTUCKY

- **Admiral Schofield** scored 17 points and Jordan Bone had 15, but Tennessee could not keep pace with Kentucky's strong 3-point shooting early on, falling to the Wildcats, 83-58, on Feb. 14, 2017, at Rupp Arena.
- UT struggled from the floor, shooting just 34.6 percent on the night and 18.8 percent (3-of-16) from 3-point range. Kentucky shot 44 percent (11-of-25) from 3-point range with 10 treys in the first half.
- Schofield scored 11 of his 17 points in the second half. He was 6-of-10 from the floor for the night and collected a team-high seven rebounds. Bone's 15 points featured a pair of 3-pointers.
- Kentucky's **Malik Monk** scored a game-high 20 points to go with eight rebounds and a 4-of-7 effort from 3-point range. **Derek Willis**, who rained seven treys in last year's UT-UK contest in Lexington, enjoyed another strong night from beyond the arc, scoring 16 points and connecting on four of his seven 3-point attempts.
- Kentucky took control of the game midway through the first half, going on an 18-3 run to build a 31-15 advantage. The Wildcats made five 3-pointers in that stretch, with Willis and Monk draining two each. Willis was 4-of-4 from downtown in the first half. Monk also made all four of his treys before the break.
- The Wildcats took a 47-32 lead in to halftime with 30 of those points coming on 3-pointers (10-of-18). Monk led all players with 16 points in the first 20 minutes, and **Grant Williams** paced the Vols with eight. UK prevented Williams from scoring in the second half.

MEMORABLE VOL PERFORMANCES AGAINST KENTUCKY

- **Kevin Punter Jr.'s** 27 points were the most scored by a Vol against the Kentucky in 10 years as Tennessee defeated the Wildcats, 84-77, Feb. 2, 2016, in Knoxville. The senior point guard made three 3-pointers and was 11-of-12 at the free-throw line.
- **Chris Lofton** reeled off 31 points, **Major Wingate** scored 12 and current Orlando Magic guard **C.J. Watson** added 10 as No. 11 Tennessee beat Kentucky 75-67 at Rupp Arena on Feb. 7, 2006.
- Beating the Wildcats was three times as nice during the 1978-79 season. UT notched program win No. 900 in Lexington on Jan. 20, 66-55, before topping UK 101-84 in Knoxville on Feb. 17. Then the Vols won the 1979 SEC Tournament with a 75-69 win over UK in Birmingham, Alabama, on March 3. Current Vol Network radio analyst **Bert Bertelkamp** was a junior on that Tennessee team.
- As **Bernard King** walked off the court at Memorial Gym after a deflating 88-82 loss on Jan. 13, 1975, a Kentucky fan flipped a lit cigarette into the Tennessee legend's hair. Outraged, King vowed he would never lose to Kentucky again. He vigorously carried out that promise, finishing his career 5-1 against the Wildcats.

BARNES & CALIPARI: 1,300+ WINS

- Saturday's game features the two winningest coaches (total career Division I wins) in the SEC.
- **John Calipari** is the league's active leader in career wins, with 664. **Rick Barnes** is a close second with 644 victories to his credit.
- Among all active Division I head coaches, Barnes and Calipari rank sixth and eighth, respectively, in total head coaching wins.
- Barnes and Calipari became friends while working a Pitt basketball camp in the late 1970s. The star player at that camp? Current Arizona head coach **Sean Miller**.

CALIPARI AMONG TENNESSEE'S MOST-FACED HEAD COACHES

- On Saturday, **John Calipari** will coach his 22nd career game against the Vols. Among active college coaches, that stands as the third-most career meetings against Tennessee.

COACH	MEETINGS	UT's RECORD vs.
Kevin Stallings	37	21-16
Tubby Smith	26	7-19
<b>John Calipari</b>	<b>21</b>	<b>7-14</b>
Andy Kennedy	15	7-8
Mark Fox	13	4-9

VOLS HAVE SIX WINS vs. CALIPARI

- Since UK coach **John Calipari** returned to the college game in 2000-01, Tennessee has dealt him six losses. Only Louisville has more wins over Calipari-coached teams during that span.

TEAM	WINS
Louisville	7
<b>TENNESSEE</b>	<b>6</b>
Cincinnati	5
Ole Miss	4
Southern Miss	4

STREAK BUSTERS

- Tennessee has snapped three opponent win streaks of four games are longer this season, including streaks of five and six games.
- Furman had won five straight before falling in Knoxville Dec. 20, and Wake Forest had its six-game win streak snapped by the Vols Dec. 23 in Winston-Salem.
- Earlier in the season, Purdue had won four straight to open the year before UT halted that streak at the Battle for Atlantis on Nov. 22.

VOLS REMAIN IN TOP 25

- Tennessee on Dec. 4 made its first appearance in the AP top-25 poll since 2010—nearly seven full years. The Vols landed at No. 24 in that week's AP poll.
- Prior to that week, the last time UT appeared in the top 25 was Dec. 20, 2010 (19th AP, 18th coaches).
- Tennessee's best AP ranking this year was No. 19, on Dec. 25.
- **This week, UT stands at No. 23 in the AP poll and No. 22 in the coaches poll.**

UT IN RARE RANKED COMPANY

- Tennessee is one of seven schools whose men's and women's basketball teams are **both** ranked in the latest Associated Press top-25 poll.
- The Vols are ranked 23rd, and the unbeaten (13-0) Lady Vols are ranked seventh under coach **Holly Warlick**.
- Other schools with two ranked hoops squads (AP poll) are Baylor, Duke, Florida State, Texas A&M, Villanova and West Virginia.

FOCUSED ON FINISHING (FULL 40)

- Tennessee's three "best" losses this season have featured 125 total minutes of action, and the Volunteers held a lead for 89 minutes and 18 seconds (71.4 percent of total time).
- In the losses to UNC and Arkansas, execution in the final four minutes of regulation cost the Vols dearly.

OPPONENT	DATE	LED FOR	RESULT
vs. Villanova	Nov. 24	13:45	L, 85-76
North Carolina	Dec. 17	37:10	L, 78-73
at Arkansas	Dec. 30	38:23	L, 95-93 (OT)

BOWDEN LEADS SEC FROM 3FG

- Tennessee sophomore **Jordan Bowden** leads the SEC with a red-hot 3-point percentage of .605 (26-of-43) through 13 games this season.
- The Knoxville native's 26 3-pointers made lead the team, and 55.7 percent of his points this season have come from beyond the arc.
- As a team, the Vols are shooting .391 from long range, which ranks fourth in the SEC and 49th nationally.

FIRST-HALF DEFENSE STIFLING

- Through its first 13 games, UT has held opponents to an average 28.0 points during the first half.
- Tennessee's average lead at halftime this season is 11.0 points, and the Big Orange have trailed just once at the break.**

TRENDING NOW

- Over Tennessee's last three games, sophomore point guard **Jordan Bone** is averaging 17.0 points and 4.0 assists with a 2.4 assist/turnover ratio.
- UT and Arkansas combined to score 42 points in a five-minute overtime period on Dec. 30. The Division I record for total points in an OT period is 45, set by VCU and Texas A&M on Dec. 2, 2000.
- Sophomore guard **Lamonté Turner** scored eight points on 3-of-4 shooting in one-plus minute during the overtime period at Arkansas on Dec. 30 and followed that up with a 25-point effort Tuesday vs. Auburn.

UT EIGHTH IN NCAA IN ASSIST RATE

- According to noted college basketball statistical analyst **Ken Pomeroy** of [KenPom.com](http://KenPom.com), Tennessee ranks eighth nationally with an assist rate of 65.0 percent (meaning that 65.0 percent of the Vols' made field goals have been assisted on).
- That is the highest assist rate among SEC teams.
- The Volunteers average 17.5 assists per game, which ranks second in the SEC and 32nd in the country.

VULTURE VOLS LOOKING FOR SCRAPS

- UT is +58 in points-off-turnovers this year and has logged at least 20 points off TOs in five games.
- During their 84-60 rout of Southern Conference favorite Mercer on Nov. 29, the Vols scored a season-high 32 points off 20 Bears turnovers.

COMPARING WINS vs. LOSSES

WINS	STATISTIC	LOSSES
62.3	Points Allowed	88.0
.377	Field Goal Pct. Defense	.456
.409	3-Point FG Pct.	.352
+3.3	Rebound Margin	-2.2
18.7	Assists Per Game	14.8

DEPTH FINALLY A FACTOR FOR VOLS

- Tennessee has nine players averaging more than 10 minutes per game and six who log more than 20 minutes per game, but no Vol averages more than **Grant Williams'** 28.3 minutes.
- Backcourt depth in particular is a strength for this year's UT squad, as the Vols can keep their primary rotation of guards who play the 1 and 2 spots fresh. Those guards—**Jordan Bone**, **Jordan Bowden**, **James Daniel III**, **Chris Darrington** and **Lamonté Turner**—combine to average only 21.6 minutes per game. **Those five players also combine to give Vols 41.5 points and 12.4 assists per game.**
- Entering SEC play, **Rick Barnes** was using a 10-man rotation for most games. The regular frontcourt contributors are **Kyle Alexander**, **John Fulkerson**, **Admiral Schofield**, **Derrick Walker** and **Grant Williams**.
- Through 13 contests, Tennessee's bench is averaging 26.5 points per game. The Vols' reserves are outscoring the opponents' reserves by 13.6 points per game, and the UT bench has accounted for more than 40 points in a game twice.
- Tennessee has received at least 30 bench points in six games this season, and a Vol has come off the bench to score in double figures 11 times.

WINDICATORS

- Tennessee under **Rick Barnes** is 20-3 when holding its opponent below a .390 field-goal percentage.
- Tennessee under **Rick Barnes** is 17-3 when it takes a double-digit lead into halftime.
- The Vols are 5-1 this season when they out-rebound their opponent. Arkansas (in OT) is the only loss.
- Tennessee is 4-0 when **Lamonté Turner** makes four or more 3-pointers.
- The Vols are 4-0 this season when Knoxville native **Jordan Bowden** scores at least 15 points.
- Tennessee is 7-2 when **Jordan Bone** records at least five assists.

NATIONAL POLLS

ASSOCIATED PRESS POLL

Updated: Jan. 1

Rank	School	Record	Points
1	Michigan State (43)	14-1	1,600
2	Duke (21)	13-1	1,556
3	Villanova (1)	13-1	1,444
4	Arizona State	12-1	1,336
5	Xavier	14-1	1,325
6	West Virginia	12-1	1,304
7	Oklahoma	11-1	1,160
8	Virginia	12-1	1,048
9	Wichita State	11-2	1,026
10	Kansas	11-2	963
11	Texas A&M	11-2	894
12	North Carolina	12-2	890
13	Purdue	13-2	883
14	Arizona	11-3	832
15	Miami	12-1	782
16	TCU	12-1	760
17	Kentucky	11-2	742
18	Texas Tech	12-1	483
19	Cincinnati	12-2	410
19	Gonzaga	12-3	410
21	Seton Hall	13-2	353
22	Arkansas	11-2	254
<b>23</b>	<b>Tennessee</b>	<b>9-3</b>	<b>198</b>
24	Florida State	11-2	119
25	Clemson	12-1	104

**Receiving Votes:** Baylor 83, Creighton 54, Notre Dame 37, Butler 23, UCLA 14, Texas 10, St. Bonaventure 7, SMU 5, Syracuse 4, Auburn 4, Rhode Island 2, Nevada 2, Alabama 1, Mississippi State 1, New Mexico State 1, NC State 1

**Dropped from Rankings:** Baylor 18, Creighton 25

USA TODAY COACHES' POLL

Updated: Jan. 2

Rank	School	Record	Points
1	Michigan State (25)	14-1	745
2	Duke (4)	13-1	720
3	Villanova (1)	13-1	658
4	Xavier	14-1	643
5	West Virginia	13-1	613
6	Arizona State	12-1	559
7	Oklahoma	11-1	527
8	Virginia	12-1	514
9	Wichita State	11-2	466
10	Kansas	11-2	455
11	North Carolina	12-2	430
12	Purdue	13-2	427
13	Texas A&M	11-2	389
14	Kentucky	11-2	347
15	TCU	12-1	346
16	Arizona	11-3	315
17	Miami	12-1	313
18	Texas Tech	12-1	243
19	Gonzaga	12-3	208
20	Cincinnati	12-2	168
21	Seton Hall	13-2	166
<b>22</b>	<b>Tennessee</b>	<b>9-3</b>	<b>93</b>
23	Arkansas	11-2	86
24	Creighton	11-3	68
25	Clemson	12-1	60

**Receiving Votes:** Clemson 45, Louisville 27, Virginia Tech 22, Notre Dame 18, **Arkansas 18**, Texas 17, UCLA 12, Saint Mary's 11, Michigan 5, Syracuse 4, Boise State 3, Rhode Island 3, Stephen F. Austin 2, Missouri 2, Oklahoma State 2, St. Bonaventure 2, Mississippi State 1, New Mexico State 1, Auburn 1, Florida 1

TRACKING TENNESSEE IN THE POLLS

	AP	COACHES'
Pre	NR	NR
11/13	NR	-
11/20	NR	NR
11/27	RV	RV
12/4	24	RV
12/11	20	20
12/18	21	20
12/25	19	20 (12/26)
1/1	23	22 (1/2)
1/8		
1/15		
1/22		
1/29		
2/5		
2/12		
2/19		
2/26		
3/5		
Final		

RPI TRACKER (through Jan. 3)

CBSsports.com	19
ESPN.com InsideRPI	T-15 (BPI = 29)
KenPom.com	27
NCAA (official)	19
Sagarin	44

Tennessee's "Best" Official NCAA RPI Wins: Purdue (13), Lipscomb (30), Furman (90), Wake Forest (107)

# 2017-18 SEC STANDINGS (through Jan. 5)

	SEC	Pct.	H	A	ALL	Pct.	H	A	N	Streak
Auburn	1-0	1.000	0-0	1-0	13-1	.929	7-0	3-0	3-1	W11
Florida	2-0	1.000	1-0	1-0	10-4	.714	6-2	1-0	3-2	W4
Kentucky	2-0	1.000	1-0	1-0	12-2	.857	10-0	1-0	1-2	W3
Mississippi St.	1-0	1.000	1-0	0-0	13-1	.929	12-0	0-1	1-0	W5
Missouri	1-0	1.000	0-0	1-0	11-3	.786	7-0	2-1	2-2	W1
Alabama	1-1	.500	1-0	0-1	9-5	.643	6-2	0-2	3-1	L1
Arkansas	1-1	.500	1-0	0-1	11-3	.786	8-0	0-2	3-1	L1
Georgia	1-1	.500	1-0	0-1	10-3	.769	7-0	2-2	1-1	W1
Ole Miss	1-1	.500	1-0	0-1	8-6	.571	7-3	0-2	1-1	L1
Vanderbilt	1-1	.500	1-0	0-1	6-8	.429	6-3	0-3	0-2	W1
LSU	0-1	.000	0-1	0-0	9-4	.692	7-2	1-0	1-2	L1
South Carolina	0-2	.000	0-1	0-1	9-5	.643	5-1	2-2	2-2	L2
Tennessee	0-2	.000	0-1	0-1	9-4	.692	5-2	2-1	2-1	L2
Texas A&M	0-2	.000	0-1	0-1	11-3	.786	7-1	1-1	3-1	L2

## FAST BREAK

Tennessee has produced four of the top 10 all-time scorers in SEC history: **Allan Houston** (No. 2; 2,801 points), **Ernie Grunfeld** (No. 5; 2,249 points), **Tony White** (No. 6; 2,219 points) and **Chris Lofton** (No. 10; 2,131 points).

## VOLS TAKING CHARGE

- Tennessee players have drawn 20 total charges this season. Graduate transfer **James Daniel III** leads the team with six, while junior forward **Kyle Alexander** has drawn five.
- Junior forward **Admiral Schofield** is Tennessee's active career leader in charges drawn, with 20 (three this season).

## DANIEL A DARN GOOD DISTRIBUTOR

- Graduate transfer **James Daniel III** is the first Vol to log multiple games of 10 or more assists in a single season in 24 years.
- LaMarcus Golden** had two double-digit assist games during the 1993-94 campaign, dishing out 12 vs. UT Martin (1/26/93) and 14 at South Carolina (1/19/94).
- Daniel distributed a career-high 10 assists in the win over High Point on Nov. 14 (his second game as a Vol). He then recorded 10 assists during UT's victory over Mercer on Nov. 29. And he didn't have a turnover in either game.
- Daniel's assist-turnover ratio this season is an impressive +3.07. That leads the SEC and ranks 20th nationally.**

## J-BIRD REACHES 2K MILESTONE

- Graduate transfer **James Daniel III** is Division I's active career scoring leader, and on Dec. 20 vs. Furman (his 100th career game played), he eclipsed the 2,000 career point milestone. He now has 2,026 total collegiate points.
- 90 of those games, and 1,933 of those points, were scored during Daniel's standout career at Howard University.

## BARNES APPROACHING 1,000th GAME

- Head coach **Rick Barnes**—who is in his third season at Tennessee but his 31st season as a Division I head coach—is approaching a milestone.
- The Vols' game against Texas A&M on Jan. 13 will be Barnes' 1000th career game as a college head coach.
- His 644 wins rank eighth among active Division I head coaches. For a complete top-15 list, see Page 11.

## ALEXANDER DISPLAYING GROWTH

- Through his first two seasons on Rocky Top, forward **Kyle Alexander** averaged 2.5 points, 3.6 rebounds and 1.0 blocks per game.
- Through 13 games this year, the Canadian has doubled his production, tallying 5.4 points, 6.4 rebounds and 1.8 blocks in 19.9 minutes per game while starting every game.
- The junior has grabbed 10 or more rebounds three times this season after achieving the feat just once in his first two years.
- He leads the Vols in blocks per game (1.8, seventh in the SEC) and ranks second on the team in rebounding (6.4, 15th in the SEC). And his 2.8 offensive rebounds per game rank sixth in the SEC.
- In UT's win over #18 Purdue at the Battle 4 Atlantis (Nov. 22), he turned in his first career double-double with 13 points and 11 rebounds, both of which tied then-career highs.

## TENNESSEE IS FIFTH-YOUNGEST TEAM IN DIVISION I THIS SEASON

- Bowling Green State University basketball SID **James Nahikian** painstakingly compiled a list of the youngest teams (based on class/eligibility) in college basketball this season, and Tennessee was one of three SEC teams to make the top five.
- With 10 underclassmen and only one senior, Tennessee is tied with Wofford and Toledo as the fifth-youngest team in Division I.
- Kentucky (12 underclassmen, no seniors) is the nation's youngest team, and Auburn is the second-youngest (12 underclassmen, one senior).

RANK	TEAM	BREAKDOWN
1	Kentucky	12 (7 FR, 1 R-FR, 3 SO, 1 R-SO) - 0 SR
2	Auburn	12 (3 FR, 9 SO) - 1 SR
T-3	American	10 (7 FR, 3 SO) - 0 SR
T-3	The Citadel	10 (6 FR, 4 SO) - 0 SR
T-5	Wofford	10 (4 FR, 1 R-FR, 5 SO) - 1 SR
T-5	Toledo	10 (4 FR, 1 R-FR, 5 SO) - 1 SR
<b>T-5</b>	<b>Tennessee</b>	<b>10 (3 FR, 3 R-FR, 3 SO, 1 R-SO) - 1 SR</b>
8	Holy Cross	9 (6 FR, 3 SO) - 0 SR
T-9	Montana	9 (6 FR, 2 SO, 1 R-SO) - 1 SR
T-9	Bowling Green	9 (5 FR, 1 R-FR, 3 SO) - 1 SR
T-9	Marquette	9 (5 FR, 4 SO) - 1 SR
T-9	Oklahoma	9 (5 FR, 2 SO, 2 R-SO) - 1 SR
T-9	Kansas State	9 (3 FR, 2 R-FR, 4 SO) - 1 SR
T-9	Louisiana Tech	9 (3 FR, 1 R-FR, 5 SO) - 1 SR

## VOLS SHINE IN PRE-CONFERENCE

- Tennessee owned its best record (by winning-percentage) entering SEC play since a 12-2 start to the 2009-10 season, a campaign in which the Vols advanced to the Elite Eight.

SEASON	PRE-CONF RECORD	WIN %
2017-18	9-2	.818
2016-17	7-5	.583



## "QUOTABLE"

Sophomore Forward  
**Grant Williams**

"Last year we were really young, and that was our excuse for all the mistakes we made, things we did. Now we don't have that excuse anymore. We've grown up, and we've got to show that by being mature mentally."


## SPECIALTY-STAT TRACKER

Opponent	Points in the Paint	Points Off TOs	2nd Chance Points	Bench Points
Presbyterian	38	26	7	31
High Point	24	29	15	35
vs. Purdue	38	20	21	25
vs. Villanova	38	19	21	23
vs. NC State	16	22	5	22
Mercer	30	32	10	33
at Georgia Tech	20	8	6	33
Lipscomb	28	13	8	30
North Carolina	24	19	16	21
Furman	32	11	9	16
at Wake Forest	30	17	5	14
at Arkansas	30	10	11	33
Auburn	28	9	18	28
Kentucky	-	-	-	-
at Vanderbilt	-	-	-	-
Texas A&M	-	-	-	-
at Missouri	-	-	-	-
at South Carolina	-	-	-	-
Vanderbilt	-	-	-	-
at Iowa State	-	-	-	-
LSU	-	-	-	-
Ole Miss	-	-	-	-
at Kentucky	-	-	-	-
at Alabama	-	-	-	-
South Carolina	-	-	-	-
at Georgia	-	-	-	-
Florida	-	-	-	-
at Ole Miss	-	-	-	-
at Mississippi St.	-	-	-	-
Georgia	-	-	-	-
<b>Total +/-</b>	<b>+12</b>	<b>+58</b>	<b>-27</b>	<b>+147</b>
<b>Season Highs</b>	<b>38</b>	<b>32</b>	<b>21</b>	<b>35</b>

## ACTIVE CAREER SCORERS (DI)

Rank	Player	Games School	Career Played	Points
1	<b>James Daniel III</b>	<b>Tennessee</b>	<b>102</b>	<b>2,026</b>
2	Jordan Howard	Central Arkansas	104	1,998
3	Andrew Rousey	Marquette	109	1,929
4	Trevon Bluiett	Xavier	123	1,902
5	Wesley Person	Troy	112	1,798

Through Jan. 2



## "QUOTABLE"

Head Coach  
**Rick Barnes**

"(James Daniel III) is a guy that, as a coaching staff, when he gets a rhythm shot, gets a good look at it, we think he's our best shooter. He's learning to do things and play a way he's never played before."



## NUMBERS OF NOTE

**+13.51**

Tennessee junior **Kyle Alexander** owns the best plus-minus rating per 40 minutes on the team, boasting a +13.51.

**16**

There are only 16 Division players older than Vols grad transfer **James Daniel III**. And among players from "Power Five" conferences, Daniel is the second-oldest in the country.

**1,140**

Last year's UT freshmen scored a school-record 1,140 points. That group accounted for 47.8 percent of UT's points, 59.0 percent of the team's assists and 57.7 percent of the team's steals.

### AN (EARLY) ALL-STAR COMPARISON FOR FRESHMAN GRANT WILLIAMS

- Sophomore forward **Grant Williams** has said that one of the players he tries to emulate is Golden State Warriors' forward **Draymond Green**.
- Green and Williams both were rated by Rivals.com as three-star prospects. According to ESPN, Green was the nation's No. 21 power forward prospect in 2007, while Williams was the nation's No. 26 power forward in 2016.
- Below is a comparison between Williams' current stats and Green's year-by-year stats at Michigan State.

PLAYER	YEAR	FG%	PPG	RPG	BPG	MPG
Grant Williams	Fr (16-17)	.504	12.6	5.9	1.9	25.4
Grant Williams	So (17-18)	.494	15.6	6.7	1.6	28.3

Draymond Green	Fr (08-09)	.556	3.3	3.3	0.2	11.4
Draymond Green	So (09-10)	.525	9.9	7.7	0.9	25.5
Draymond Green	Jr (10-11)	.426	12.6	8.6	1.1	30.1
Draymond Green	Sr (11-12)	.449	16.2	10.6	1.0	33.2

### 10 WEARING VOLSCHOLAR PATCH

- A program-record 10 Vols have earned the privilege of wearing a "VOLScholar" patch on their game jersey: **Kyle Alexander, Jordan Bone, James Daniel III, John Fulkerson, Zach Kent, Yves Pons, Lamonté Turner, Derrick Walker, Grant Williams** and **Brad Woodson**
- To be eligible to wear the patch, Tennessee student-athletes must achieve a 3.0 GPA in either of the two previous semesters, or they must own a cumulative 3.0 GPA.

### ACADEMIC EXCELLENCE

- **Rick Barnes'** commitment to his players' academic achievement cannot be overstated. His teams have posted a perfect 1,000 score in five of the last six multi-year APR reports and had perfect *single-year* APR scores every year from 2005-06 through 2014-15.
- A total of 31 Tennessee men's basketball players have graduated in the last eight years:: **Devon Baukman, Josh Bone, Galen Campbell, Quinn Cannington, Quinton Chievous, Ryan Childress, Wayne Chism, D'Montre Edwards, John Fields, Melvin Goins, Kenny Hall, Tony Harris, Michael Hubert, Justin Jackson, Chris Lofton, Brandon Lopez, Jeronne Maymon, Skylar McBee, Jordan McRae, Dwight Miller, Armani Moore, Rob Murphy, Steven Pearl, J.P. Prince, Kevin Punter Jr., Josh Richardson, Tyler Summitt, Cameron Tatum, C.J. Watson, Tanner Wild** and **Renaldo Woolridge**.



### "QUOTABLE"

**Josh Richardson, Miami Heat**  
 "I think (Rick Barnes is) a great coach. I wanted to play for him really bad my whole life growing up. I was a big Texas fan. I'm a bit jealous that these guys get to play for him."

### VOLS SHINE IN LATEST GSR DATA

- The Tennessee basketball program had plenty to celebrate following the Nov. 8 release of the latest NCAA Graduation Success Rate (GSR) data.
- The program's multi-year GSR of 89 percent is an all-time program record (besting the previous high by 16 percentage points).
- The UT men's basketball program has improved its multi-year GSR 29 percentage points in four years—from 60 percent in 2014 to 89 percent in 2017.

### TENNESSEE'S NON-CONFERENCE SCHEDULE RIPE WITH OPPORTUNITIES

- A cursory glance at UT's non-conference schedule reveals a handful of "Power Five" opponents—Purdue (W), NC State (W), Georgia Tech (W), UNC (L), Wake Forest (W) and Iowa State—that stand as potential RPI boosters. But dig a little deeper and one discovers additional opportunities for resumé-building wins outside of SEC play.
- Another Tennessee foe appears in the Dec. 26 update of the CollegeInsider.com Mid-Major Top 25, with Furman landing at No. 14. Mercer is receiving votes. The Vols cruised past Mercer, 84-60, Nov. 29 in Knoxville. Tennessee then outlasted Furman, 66-61, at home on Dec. 20.
- [This article from HeatCheckcbb.com](#) outlines why, based on their schedule, the Vols have more opportunities to log resumé-boosting wins than any other team in the country.
- **As of Jan. 1, UT's strength of schedule was rated seventh nationally in the ESPN InsiderRPI.**

### UT HEAD COACH TECH? NOT LATELY

- 216 games have elapsed since the last time a Tennessee head coach has been whistled for a technical foul (last happened on March 11, 2011).

## ▶ LAST THREE GAMES

##	Player	gp-gs	min	avg	Total		3-Point		F-Throw		Rebounds				pf	dq	a	to	blk	stl	pts	avg	
					fg-fga	fg%	3fg-fga	3fg%	ft-fa	ft%	off	def	tot	avg									
00	Bone, Jordan	3-3	100	33.3	18-40	.450	5-11	.455	10-12	.833	0	8	8	2.7	5	0	12	5	0	2	51	17.0	
02	Williams, Grant	3-3	90	30.0	17-34	.500	1-4	.250	10-16	.625	7	10	17	5.7	12	1	1	7	3	1	45	15.0	
05	Schofield, Admiral	3-3	82	27.3	13-29	.448	7-14	.500	10-13	.769	5	14	19	6.3	12	2	4	7	1	2	43	14.3	
01	Turner, Lamonte	3-0	68	22.7	11-27	.407	5-17	.294	13-13	1.000	3	8	11	3.7	10	1	5	3	0	1	40	13.3	
23	Bowden, Jordan	3-3	74	24.7	8-14	.571	5-6	.833	4-7	.571	1	10	11	3.7	10	1	6	5	2	1	25	8.3	
03	Daniel, James	3-0	74	24.7	6-18	.333	4-14	.286	4-5	.800	1	4	5	1.7	7	0	7	6	0	3	20	6.7	
11	Alexander, Kyle	3-3	65	21.7	8-9	.889	0-0	.000	1-1	1.000	6	10	16	5.3	7	1	5	2	4	1	17	5.7	
32	Darrington, Chris	3-0	25	8.3	2-8	.250	0-3	.000	5-8	.625	0	2	2	0.7	3	0	2	3	0	1	9	3.0	
15	Walker, Derrick	3-0	19	6.3	2-3	.667	0-0	.000	1-2	.500	2	6	8	2.7	3	0	3	4	0	0	5	1.7	
10	Fulkerson, John	3-0	25	8.3	0-3	.000	0-0	.000	1-2	.500	1	1	2	0.7	5	0	1	2	0	3	1	0.3	
35	Pons, Yves	1-0	2	2.0	0-0	.000	0-0	.000	0-0	.000	0	0	0	0.0	0	0	0	0	0	0	0	0.0	
13	Johnson, Jalen	1-0	1	1.0	0-0	.000	0-0	.000	0-0	.000	0	0	0	0.0	0	0	0	0	0	0	0	0.0	
Team											5	4	9										
Total.....		3	625		85-185	.459	27-69	.391	59-79	.747	31	77	108	36.0	74	6	46	46	10	15	256	85.3	
Opponents.....		3	625		83-188	.441	23-68	.338	60-79	.759	41	74	115	38.3	70	4	33	42	14	18	249	83.0	



## “QUOTABLE”

**T.J. Ford, Wooden Award and Naismith Trophy winner**

“Every day I wake up, I use things I learned from (Coach Barnes). Just knowing how to treat people, knowing how to be respectful, being engaging, being on time, how to be responsible, all of those things. I do it every day.”

## VOLS IN THE NBA

- Tennessee alums enjoyed a noteworthy presence in the NBA during the 2016-17 season—highlighted by **Tobias Harris** (2010-11) leading the Detroit Pistons in scoring.
- In his sixth NBA season, Harris played in all 82 games for the Pistons. He made 48 starts but thrived in the team’s sixth-man role during the second half of the season. His 16.1 points per game led the team. For his career, the forward averages 13.8 points, 5.6 rebounds and 1.6 assists per game.
- Miami Heat guard **Josh Richardson** (2011-15) completed his second NBA season with the Miami Heat in 2016-17, and he agreed to a new four-year, \$42 million contract in September 2017. In his first two seasons in the league, the 24-year-old has appeared in 105 games and averaged 8.4 points, 2.6 rebounds and 2.0 assists. He also shoots at a .374 clip from 3-point range.
- Point guard **C.J. Watson** (2002-06) completed his 10th NBA season in 2016-17 as a member of the Orlando Magic. He appeared in 62 games, with nine starts, and averaged 4.5 points and 1.8 assists. For his decade-long NBA career, Watson has seen action in 600 games and averages 7.2 points and 2.5 assists while shooting .373 from 3-point range and .812 from the foul line.
- Shooting guard **Jordan McRae** (2010-14), a member of the Cleveland Cavaliers 2016 NBA Finals championship team, saw action in 37 games with the Cavs last season before being released. In 59 career NBA appearances, the 2014 draft pick averaged 4.4 points and shot .384 from 3-point range.
- 2014 NBA Draft pick **Jarnell Stokes** (2011-14), who has played for three different franchises during his three-year professional career, appeared in two games with the Denver Nuggets last season before suffering a season-ending foot injury. Stokes owns a .581 field-goal percentage in 28 career NBA games played.
- A pair of Tennessee alums continue lengthy tenures as NBA front-office executives in 2017-18. Washington Wizards President **Ernie Grunfeld** (1973-77) completed his 14th season as the team’s top executive last year. And New York Knicks Assistant General Manager **Allan Houston** (1989-93) continues to play a key insider’s role with that storied franchise.

## FAST BREAK

Tennessee has made five NCAA Sweet Sixteen appearances since 2000.

## TENNESSEE PICKED 13<sup>TH</sup> IN THE SEC

- Tennessee was predicted to finish 13th in the 2018 SEC race by an SEC and national media voting panel.
- The Volunteers also were picked 13th last season before posting an 8-10 SEC record to finish ninth.
- The Vols have outperformed their preseason SEC projection every season under head coach **Rick Barnes**.

## EIGHT BARNES’ PUPILS ACTIVE IN NBA

- There are currently eight **Rick Barnes** pupils active on NBA rosters, including one of the top players in the world: 2014 NBA MVP and 2017 Finals MVP **Kevin Durant**.

PLAYER, POS	DRAFTED	TEAM
LaMarcus Aldridge, F	2006	San Antonio Spurs
D. J. Augustin, G	2008	Orlando Magic
Avery Bradley, G	2010	Detroit Pistons
Kevin Durant, F	2007	Golden State Warriors
Cory Joseph, G	2011	Toronto Raptors
Tristan Thompson, F	2011	Cleveland Cavaliers
P.J. Tucker, F	2006	Phoenix Suns
Myles Turner, F	2015	Indiana Pacers

## UT IN 2018 NIT SEASON TIP-OFF FIELD

- Tennessee will spend next Thanksgiving in New York City, where it will join Kansas, Louisville and Marquette in the 2018 NIT Season Tip-Off at Brooklyn’s Barclays Center.
- In its last NIT Season Tip-Off appearance, UT won the 2010 title with victories over VCU and Villanova.
- In addition to their 2010 championship showing, the Vols also appeared in the 1992 and 2006 NIT Season Tip-Offs. The Big Orange defeated Rutgers before falling to Seton Hall in 1992. In 2006, UT suffered losses to Butler and North Carolina at Madison Square Garden.



# VOLS IN THE NBA

## & AROUND THE GLOBE

## NBA VOLS

### TOBIAS HARRIS, SF

DETROIT PISTONS / 7TH YEAR IN THE NBA

**Notes:** 25-year-old has started each of Detroit’s first 25 games and is averaging 18.8 points and 5.3 rebounds while shooting .461 from 3-point range.

### JOSH RICHARDSON, SG

MIAMI HEAT / 3RD YEAR IN THE NBA

**Notes:** Agreed to a new four-year, \$42 million contract in September ... Averaged 10.1 points, 2.8 rebounds and 2.0 assists through the first 24 games this season (has started every game).

### ERNIE GRUNFELD

WASHINGTON WIZARDS / PRESIDENT (GM)

**Note:** Has been with Wizards organization since 2003.

### ALLAN HOUSTON

NEW YORK KNICKS / ASSISTANT GM

**Note:** Former Knicks All-Star now serves as assistant general manager and is also the GM of New York’s G-League affiliate, the Westchester Knicks.




## VOLS IN THE NBA G-LEAGUE

Name	Team	Affiliation
Devon Baulkman	Westchester Knicks	NY Knicks

## VOLS ON INTERNATIONAL ROSTERS

Wayne Chism	Bahrain	Al-Manama
John Fields	Apoel	Cyprus
Scotty Hopson	Turkey	Galatasaray
Robert Hubbs III	Montenegro	KK Sutjeska
Chris Lofton	France	Le Mans
Jordan McRae	Spain	Baskonia
Armani Moore	Poland	Stelmet ZG
Kevin Punter Jr.	Poland	Rosa Radom
Derek Reese	Puerto Rico	Ponce Lions
Tyler Smith	Turkey	Istanbulspor
Jarnell Stokes	China	Zhejiang GB
Cameron Tatum	Brazil	Botafogo FR

## A FRESH TAKE ON AN OLD TRADITION



Fans who remember the entertaining era of basketball and showmanship under legendary Tennessee head coach **Ray Mears** (1963-77) will appreciate the candy-striped warmup pants donned during pregame by the Vols.

Outstanding Tennessee teams in the 1970s featuring Vol greats **Bernard King** and **Ernie Grunfeld**, made the candy-striped pants popular, wearing them prior to packed games at old Stokely Athletics Center.

The pants made intermittent appearances in the last decade but, thanks to **Rick Barnes**, are now worn for all games starting last season.

# THOMPSON-BOLING ARENA



## NOTES FROM "THE SUMMITT"

### HOOPS FACILITY ENHANCMENTS OVER THE LAST DECADE

- Prior to the 2007-08 season, UT added a basketball-only practice facility, Pratt Pavilion, which houses two full-size gymnasiums (a men's court and a women's court) as well as an athletic training room, weight room and film-study room.
- Construction of Pratt Pavilion also marked the beginning of the "first phase" of renovations to Thompson-Boling Arena. This \$19 million phase included the addition of 32 luxury suites located in the north balcony, a loge area just below the suites that includes 166 side court seats, new seats for the entire arena, a \$3 million center-hung scoreboard and concourse refurbishments, such as graphics and other amenities.
- In the "second phase" of Thompson-Boling Arena renovations, the athletics department overhauled the men's and women's basketball offices during the 2010-11 campaign, creating a new and impressive "front door" for both programs.
- New to Thompson-Boling Arena for the 2013-14 season was a 360-degree LED ribbon board that runs along the bottom of the upper deck.
- In March of 2014, Thompson-Boling Arena became the third college basketball arena to install an LED lighting system, which features fixtures that are smaller, brighter, and up to 85 percent more efficient than conventional arena metal halide lights. The system—developed and manufactured by Oak Ridge-based LED North America at the Tech 20/20 incubator facility in Oak Ridge, Tennessee—incorporates Oak Ridge National Laboratory technology and was installed by Knoxville-based Bandit Lites.
- The weight room in Pratt Pavilion was renovated and expanded to 4,350 square feet in the summer of 2016. Additions include a full-court-length stretch of synthetic turf, a custom rubber floor, a 40-foot, steel-reinforced throwing wall, six Keiser Functional Trainers, four TRUEStretch Cages, three custom, 10-foot Power Lift pulley units (ideal for taller student-athletes), seven sets of 90-pound PowerBlocks and a zoned, high-powered stereo system.
- **Work is set to conclude in January on a \$5 million locker-room overhaul at Thompson-Boling Arena, which will feature the addition of a hydrotherapy athletic training facility.**

### ▶ AVG. HOME ATTENDANCE

#### 2016-17 Final Attendance Rankings

Arena/School	Avg.
1. Rupp Arena Kentucky	23,462
2. The Carrier Dome Syracuse	22,682
3. KFC Yum! Center Louisville	20,846
4. Dean E. Smith Center North Carolina	17,822
5. CenturyLink Center Creighton	17,413
6. Kohl Center Wisconsin	17,286
7. Xfinity Center College Park Maryland	16,628
8. Allen Fieldhouse Kansas	16,395
9. Assembly Hall Indiana	16,364
10. PNC Arena NC State	15,907
11. Pinnacle Bank Arena Nebraska	15,506
12-19 Arkansas, BYU, Michigan State, Arizona, Iowa State Virginia, Purdue, Marquette	
<b>20. Thompson-Boling Arena Tennessee</b>	<b>13,637</b>

### ▶ LEGENDS IN THE RAFTERS

#### ■ TENNESSEE'S RETIRED NUMBERS


Name	No.	Honored on
Ray Mears (coach)	*	March 1, 2006
John Ward (broadcaster)	*	March 1, 2006
Bernard King	53	Feb. 13, 2007
Ernie Grunfeld	22	March 2, 2008
Allan Houston	20	March 6, 2011

\* Honored with a personalized banner bearing the Tennessee "Power T" logo

#### ■ TENNESSEE'S RETIRED JERSEYS

Name	No.	Honored on
Dale Ellis	14	March 1, 2014

### ▶ \$45 MILLION COMMITMENT



### WELCOME TO YEAR NO. 31

- Thompson-Boling Arena is hosting its 31st season in 2017-18.
- The Vols have won nearly 75 percent of their games in Thompson-Boling Arena.
- The Vols have ranked in the top 10 nationally in average home attendance 12 times at TBA and own an active streak of 12 consecutive seasons ranked in the top 20.

### BY THE NUMBERS

- Tennessee is 359-129 (.736) at Thompson-Boling Arena.
- Since the 1997-98 season, the Vols are 256-69 (.788) in Thompson-Boling Arena.
- The Vols are 117-50 against SEC teams at home over the last 12 seasons.
- Tennessee finished both the 2006-07 and 2007-08 seasons with a 16-0 home record.
- **The Vols have won five of their last six home games against the defending national champions (wins over Kentucky in 2013, UConn in 2012, Florida in 2008, Florida in 2007, Kentucky in 1999).**

### HOME CROWDS OF 20,000+ NOTHING NEW FOR VOLS

- Tennessee has played in front of 51 home crowds larger than 20,000 dating to the 2005-06 season.
- The crowd of 22,326 for the 2009 Gonzaga game was the largest at Thompson-Boling Arena since capacity was reduced from 24,535 to 21,678 prior to the 2007-08 campaign.
- UT has hosted ESPN College GameDay twice at Thompson-Boling Arena, winning both games.





## “QUOTABLE”

**LaMarcus Aldridge, San Antonio Spurs/NBA All-Star**

“Rick Barnes always told me I would be a franchise player, a go-to guy. I can’t say that I always believed him, but he was right. He told me if I kept working hard and stayed with it, then I would be a go-to guy in the NBA, and it worked out. He kept me positive and kept me going in the right direction when I could have stopped believing in myself. That was a key to my development as a player.”

### TENNESSEE GOES 3-1 IN ACC PLAY

- Tennessee went 3-1 during its four games against ACC opponents over a 30-day span during pre-conference action, with all three wins coming away from Knoxville. **UT’s scoring margin in those four games was +7.5.**
- The Vols defeated NC State, 67-58, in Atlantis. Tennessee then toppled Georgia Tech, 77-70, in Atlanta. UT fell at home to No. 7 UNC, 78-73, before routing Wake Forest, 79-60, in Winston-Salem.
- Additionally, Tennessee traveled to Clemson for a charity exhibition on Nov. 5. The Vols defeated the Tigers, 71-67.

### UNC WAS SHOWCASE GAME FOR UT

- Tennessee’s Dec. 17 showdown vs. defending national champion North Carolina was UT’s first home sellout since Feb. 17, 2015. The crowd of 21,678 was the seventh-largest crowd in the NCAA to date this season (fourth-largest non-neutral-site crowd).
- The UNC game marked the first time two ranked men’s teams collided at Thompson-Boling Arena since Feb. 27, 2010, when the 19th-ranked Vols upset second-ranked Kentucky, 74-65.
- VFLs and current NBA standouts **Tobias Harris** (Pistons) and **Josh Richardson** (Heat) teamed up to purchase 100 tickets for Knoxville-area children’s charities.
- A stunning visual was created in Thompson-Boling Arena via a human checkerboard of 21k fans coordinated through CheckerTBA.com.

### ROSTER BREAKDOWN

- The Vols’ 2017-18 roster features 16 players (13 scholarship student-athletes) representing nine states as well as Ontario, Canada, and France.
- There are five Vols who hail from the state of Tennessee, two from North Carolina and one each from Alabama, Delaware, Illinois, Missouri, Ohio, Texas and Virginia.
- This is the first time since 2006-07 that the Vols’ roster has not included at least one player from the state of Georgia.
- Tennessee has one senior (a graduate transfer), five juniors, four sophomores and six freshmen (including three redshirt freshmen).
- This is the tallest roster third-year head coach **Rick Barnes** has had at Tennessee. This season’s team includes six players listed at 6-7 or taller. For each of the previous two seasons, UT had just three players listed at 6-7 or taller.

### LANIER GIVES VOLS ADDITIONAL HEAD COACHING EXPERIENCE

- Rick Barnes** isn’t the only person on Tennessee’s bench with Division I head coaching experience.
- Associate head coach **Rob Lanier** was the head coach at Siena from 2001-05.
- During that span, the Saints posted a 58-70 mark, and advanced to one NCAA Tournament and one NIT.
- Under Lanier, Siena also won the 2002 Metro Atlantic Athletic Conference Tournament Championship.

### VOLS LOOK TO EXTEND 13-YEAR STREAK OF TOP-20 ATTENDANCE

- Tennessee finished 20th nationally in average regular-season home attendance last year, drawing an average of 13,636 fans to 16 games at Thompson-Boling Arena.
- The Vols have ranked among the top 20 in men’s college basketball attendance for 13 consecutive years, including six seasons ranked in the top five nationally.
- Tennessee has played in front of 51 home crowds larger than 20,000 over the last 13 seasons.

### VOLS’ ROSTER BOASTS INTERNATIONAL FLAVOR

- Junior forward **Kyle Alexander** is just the second Canadian ever to letter for the Vols (joining Hamilton, Ontario, native **Bobby Croft**, 1967-70).
- From his freshman to sophomore campaigns, Alexander saw an increase in his minutes, points, rebounds and blocks per game. His field-goal percentage also improved.
- Tennessee head coach **Rick Barnes** boasts an impressive history of signing and developing Canadian standouts, including **Cory Joseph** (Toronto; now plays for the Toronto Raptors), **Myck Kabongo** (Toronto; now plays in Romania) and **Tristan Thompson** (Brampton, Ontario; now plays for the Cleveland Cavaliers).
- Barnes added another international team member this season in true freshman wing **Yves Pons**, from Fuveau, France.
- Pons—who was born in Port-au-Prince, Haiti—attended the INSEP (National Institute of Sport and Physical Education) Academy in Paris. Other notable INSEP basketball alums include **Boris Diaw**, **Tony Parker** and **Ronny Turiaf**.
- Pons is Tennessee’s first-ever men’s basketball player from France and just the eighth international player in program history.
- The Tennessee roster has included at least one international student-athlete every year since Barnes took over as head coach.

### PONS RANKED AMONG TOP INTERNATIONAL NEWCOMERS

- Tennessee true freshman **Yves Pons**, who hails from Fuveau, France, was included on **Evan Daniels’** (a college hoops writer for 247sports.com) list of the eight “best international newcomers in college basketball” in late October.
- Writes Daniels: “Pons is an active, energetic and aggressive combo forward that impacts the game with his toughness and physicality. Pons stands at 6-foot-7 and has a chiseled frame and tremendous athleticism. He has value as a rebounder, multi-positional defender and finisher at the rim.”
- Pons was born in Haiti and was adopted by French parents when he was a toddler.

### WHAT DOES VFL STAND FOR?

- VFL is an acronym used across Tennessee’s various athletic programs that stands for “Vol For Life.”
- We don’t have “former Vols.” We have VFLs!

## TEAM STAT RANKINGS

Category	SEC	NCAA	SEC*
Scoring Offense   79.2	7	81	88.5   2
Scoring Defense   70.2	8	137	94.5   14
Scoring Margin   +9.0	9	86	-6.0   12
FG Pct.   .441	12	219	.434   6
FG Pct. Defense   .403	7	55	.467   11
3FG Pct.   .391	4	49	.370   5
3FG Pct. Defense   .336	9	137	.333   7
Free Throw Pct.   .747	4	49	.762   7
Rebounds Per Game   38.1	8	97	39.5   T-3
Rebound Defense   36.5	10	-	40.0   T-11
Rebound Margin   +1.6	10	167	-0.5   7
Off. Rebs Per Game   13.1	3	30	12.5   T-6
Def. Rebs Per Game   25.0	12	216	27.0   3
Assists Per Game   17.5	2	31	15.5   3
Assist/Turnover Ratio   1.3	5	63	1.1   9
Turnovers Per Game   13.8	9	206	14.5   14
Turnover Margin   +2.4	3	66	-3.5   12
Blocks Per Game   5.4	7	29	3.0   14
Steals Per Game   6.8	8	140	4.0   T-9
Fouls Per Game   22.3	14	337	26.0   -

SEC thru Jan. 5 | NCAA thru Jan. 3 \* Conference games only

## GAMES STARTED

	Streak	2017-18	Career	SEC
Kyle Alexander	13	13	47	28
Jordan Bone	12	12	29	16
Jordan Bowden	15	13	41	17
James Daniel III	-	2	89	-
Chris Darrington	-	-	-	-
John Fulkerson	-	-	6	-
Zach Kent	-	-	-	-
Jalen Johnson	-	-	-	-
Yves Pons	-	-	-	-
Admiral Schofield	7	12	35	15
Lamonté Turner	-	-	6	3
Derrick Walker Jr.	-	-	-	-
Grant Williams	42	13	42	20

## NON-CONF. BREAKDOWN

Team	Record	'17 RPI	'18 RPI	Result
Presbyterian	8-7	346	279	W, 88-53
High Point	6-7	233	261	W, 84-53
vs. #18 Purdue	14-2	18	13	W, 78-75
vs. #5 Villanova	13-1	3	7	L, 85-76
vs. NC State	10-5	138	141	W, 67-58
Mercer	7-7	196	215	W, 84-60
at Georgia Tech	7-7	79	208	W, 77-70
Lipscomb	10-5	190	30	W, 81-71
North Carolina	12-3	1	6	L, 78-73
Furman	10-4	90	90	W, 66-61
at Wake Forest	8-6	43	107	W, 79-60
Iowa State	9-4	21	83	Jan. 27

through Jan. 3



## FOLLOW THE BEAT

Here is a list of reporters who regularly cover the Tennessee basketball beat and tweet about the Vols:

- @charlie\_burris - Charlie Burris, Orange & White Report
- @davidwcobb - David Cobb, Chattanooga Times Free Press
- @vinesports - Vince Ferrara, The Sports Animal
- @mikegriffith32 - Mike Griffith, SEC Country
- @jimmyhyams - Jimmy Hyams, The Sports Animal
- @volquest\_rob - Rob Lewis, VolQuest.com
- @stevemegargee - Steve Megargee, Associated Press
- @grantramey - Grant Ramey, 247sports.com
- @wesrucker247 - Wes Rucker, 247sports.com
- @bymikewilson - Mike Wilson, Knoxville News Sentinel



# RICK BARNES

Head Coach, Third Season at Tennessee

## CAREER RECORDS

Overall Record: 644-353  
 Conference Games (regular season): 284-214  
 Non-Conference Games: 301-82  
 Conference Tournament: 33-29  
 NCAA Tournament: 21-22  
 Overtime Games: 29-35  
 One-Point Games: 17-23  
 vs. AP Top 25: 97-168

## VS. CURRENT SEC HEAD COACHES

COACH	All	Tenn	Tex	Clem	Prov	GMU
Anderson, Mike	2-7	0-4	2-3	-	-	-
Calipari, John	4-4	2-2	2-2	-	-	-
Drew, Bryce	1-1	1-1	-	-	-	-
Fox, Mark	0-4	0-3	0-1	-	-	-
Howland, Ben	5-2	2-1	3-1	-	-	-
Johnson, Avery	1-1	1-1	-	-	-	-
Kennedy, Billy	3-1	1-1	2-0	-	-	-
Kennedy, Andy	1-2	1-2	-	-	-	-
Martin, Cuonzo	1-0	-	1-0	-	-	-
Martin, Frank	4-7	1-3	3-4	-	-	-
Pearl, Bruce	4-4	3-2	1-2	-	-	-
Wade, Will	-	-	-	-	-	-
White, Michael	1-1	1-1	-	-	-	-
<b>TOTAL</b>	<b>28-34</b>	<b>13-21</b>	<b>14-13</b>			

### vs. BARNES...

Anderson, Mike	was 3-2 at Missouri; 4-0 at Arkansas
Calipari, John	was 1-2 at Memphis; 3-2 at Kentucky
Drew, Bryce	is 1-1 at Vanderbilt
Fox, Mark	was 1-0 at Nevada; 3-0 at Georgia
Howland, Ben	was 1-3 at UCLA; 1-2 at Miss. State
Johnson, Avery	is 1-1 at Alabama
Kennedy, Andy	is 2-1 at Ole Miss
Kennedy, Billy	is 1-3 at Texas A&M
Martin, Cuonzo	was 0-1 at Cal
Martin, Frank	was 4-3 at K-State; 3-1 at SC
Pearl, Bruce	was 2-1 at Tennessee; 2-3 at Auburn
Wade, Will	no meetings
White, Michael	is 1-1 at Florida

## ▶ COACH BARNES: CAREER BREAKDOWN

Year	School	Overall	Conference	Finish	Postseason	Ranking	RPI
1987-88	George Mason	20-10 .667	9-5 .643	T-2nd		-/-	103
<b>Totals</b>	<b>One Season</b>	<b>20-10 .667</b>	<b>9-5 .643</b>				
1988-89	Providence	18-11 .621	7-9 .438	T-6th	NCAA Tournament First Round	-/-	29
1989-90	Providence	17-12 .586	8-8 .500	T-6th	NCAA Tournament First Round	-/-	36
1990-91	Providence	19-13 .594	7-9 .438	T-7th	NIT Quarterfinals	-/-	53
1991-92	Providence	14-17 .452	6-12 .333	9th		-/-	119
1992-93	Providence	20-13 .606	9-9 .500	T-4th	NIT Semifinals	-/-	41
1993-94	Providence	20-10 .667	10-8 .556	T-4th	NCAA Tournament First Round	-/-	23
<b>Totals</b>	<b>Six Seasons</b>	<b>108-76 .587</b>	<b>47-55 .461</b>				<b>50.2</b>
1994-95	Clemson	15-13 .536	5-11 .313	T-6th	NIT First Round	-/-	33
1995-96	Clemson	18-11 .621	7-9 .438	6th	NCAA Tournament First Round	-/-	44
1996-97	Clemson	23-10 .697	9-7 .563	4th	NCAA Tournament Sweet Sixteen	14/8	39
1997-98	Clemson	18-14 .563	7-9 .438	T-4th	NCAA Tournament First Round	-/-	25
<b>Totals</b>	<b>Four Seasons</b>	<b>74-48 .607</b>	<b>28-36 .438</b>				<b>35.3</b>
1998-99	Texas	19-13 .594	13-3 .813	1st	NCAA Tournament First Round	-/-	45
1999-00	Texas	24-9 .727	13-3 .813	2nd	NCAA Tournament Second Round	15/21	8
2000-01	Texas	25-9 .735	12-4 .750	T-2nd	NCAA Tournament First Round	18/-	13
2001-02	Texas	22-12 .647	10-6 .625	T-3rd	NCAA Tournament Sweet Sixteen	-/T18	15
2002-03	Texas	26-7 .788	13-3 .813	2nd	NCAA Tournament Final Four	5/3	5
2003-04	Texas	25-8 .758	12-4 .750	T-2nd	NCAA Tournament Sweet Sixteen	12/10	9
2004-05	Texas	20-11 .645	9-7 .563	T-5th	NCAA Tournament First Round	-/-	38
2005-06	Texas	30-7 .811	13-3 .813	T-1st	NCAA Tournament Elite Eight	9/9	10
2006-07	Texas	25-10 .714	12-4 .750	3rd	NCAA Tournament Second Round	11/16	26
2007-08	Texas	31-7 .816	13-3 .813	T-1st	NCAA Tournament Elite Eight	7/5	6
2008-09	Texas	23-12 .657	9-7 .563	T-4th	NCAA Tournament Second Round	-/23	38
2009-10	Texas	24-10 .706	9-7 .563	T-6th	NCAA Tournament First Round	-/-	35
2010-11	Texas	28-8 .778	13-3 .813	2nd	NCAA Tournament Third Round	8/16	11
2011-12	Texas	20-14 .588	9-9 .500	6th	NCAA Tournament Second Round	-/-	57
2012-13	Texas	16-18 .471	7-11 .389	7th	CBI Opening Round	-/-	121
2013-14	Texas	24-11 .686	11-7 .611	T-3rd	NCAA Tournament Third Round	-/-	41
2014-15	Texas	20-14 .588	8-10 .444	T-6th	NCAA Tournament Second Round	-/-	51
<b>Totals</b>	<b>17 Seasons</b>	<b>402-180 .691</b>	<b>186-94 .664</b>				<b>31.1</b>
2015-16	Tennessee	15-19 .441	6-12 .333	12th		-/-	142
2016-17	Tennessee	16-16 .500	8-10 .444			-/-	80
2017-18	Tennessee	9-4 .692	0-2 .000				
<b>Totals</b>	<b>3 Seasons</b>	<b>40-39 .506</b>	<b>14-24 .368</b>				<b>111.0</b>
<b>OVERALL</b>	<b>31 Seasons</b>	<b>644-353 .646</b>	<b>284-214 .570</b>				<b>42.3</b>

## 20-WIN SEASONS - ALL ACTIVE COACHES

RANK	COACH	20-WIN SEASONS
1	Mike Krzyzewski	33
2	Jim Boeheim	31
T-3	Bob Huggins	27
T-3	Roy Williams	27
5	Rick Pitino	26
6	John Calipari	25
7	Bill Self	20
<b>T-8 Rick Barnes</b>	<b>19</b>	
T-8	Tubby Smith	19
10	Steve Fisher	18

## DIVISION I WINS - ACTIVE HEAD COACHES

RANK	COACH	SCHOOL	WINS
1	Mike Krzyzewski	Duke	1,084
2	Jim Boeheim	Syracuse	1,016
3	Roy Williams	North Carolina	828
4	Bob Huggins	West Virginia	754
5	Larry Hunter	Western Carolina	700
6	John Calipari	Kentucky	664
7	Cliff Ellis	Coastal Carolina	662
<b>8 Rick Barnes</b>	<b>Tennessee</b>	<b>644</b>	
9	Bill Self	Kansas	635
10	Dana Altman	Oregon	608
11	Lon Kruger	Oklahoma	607
12	Jim Larranaga	Miami (Fla.)	594
13	Tubby Smith	Memphis	577
14	Tom Izzo	Michigan State	558
15	Fran Dunphy	Temple	547

through Jan. 3

## NCAA TOURNAMENTS - ACTIVE SEC COACHES

RANK	COACH	SCHOOL	WINS
<b>1 Rick Barnes</b>	<b>Tennessee</b>	<b>22</b>	
2	John Calipari	Kentucky	16
3	Ben Howland	Mississippi State	10
T-4	Mike Anderson	Arkansas	8
T-4	Bruce Pearl	Auburn	8
T-6	Mark Fox	Georgia	5
T-6	Frank Martin	South Carolina	5
T-8	Bryce Drew	Vanderbilt	3
T-8	Andy Kennedy	Ole Miss	3
T-8	Billy Kennedy	Texas A&M	3
T-11	Cuonzo Martin	Missouri	2
T-11	Will Wade	LSU	2
13	Michael White	Florida	1
14	Avery Johnson	Alabama	0

through 2016-17 season

## NCAA TOURNAMENT WINS - ACTIVE SEC COACHES

RANK	COACH	SCHOOL	WINS
1	John Calipari	Kentucky	41
<b>2 Rick Barnes</b>	<b>Tennessee</b>	<b>21</b>	
3	Ben Howland	Mississippi State	19
T-4	Frank Martin	South Carolina	10
T-4	Bruce Pearl	Auburn	10
6	Mike Anderson	Arkansas	9
T-7	Billy Kennedy	Texas A&M	3
T-7	Cuonzo Martin	Missouri	3
T-7	Michael White	Florida	3
10	Mark Fox	Georgia	2
T-11	Andy Kennedy	Ole Miss	1
T-11	Will Wade	LSU	1
T-13	Bryce Drew	Vanderbilt	0
T-13	Avery Johnson	Alabama	0

## 17 STRAIGHT NCAA BIDS

• **Rick Barnes** is one of only six active Division I head coach who have ever strung together at least 17 consecutive NCAA Tournament appearances.

## NCAA TOURNAMENT STREAKS - ACTIVE COACHES

RANK	COACH	STREAK	YEARS
1	Mike Krzyzewski	22	1996-2017
2	Roy Williams	20	1990-2009
3	Tom Izzo	20	1998-2017
4	Bill Self	19	1999-2017
5	Mark Few	18	2000-2017
<b>6 Rick Barnes</b>	<b>17</b>	<b>1996-2012</b>	

## BARNES' COACHING TREE EXPANSIVE

• **Rick Barnes** has seen nine of his assistant coaches move on to become head coaches in the Division I or professional ranks.

COACH	HEAD COACHING JOBS
Dennis Felton	Western Kentucky, Georgia
Fran Fraschilla	Manhattan, St. John's, New Mexico
Frank Haith	Miami (Fla.), Missouri, Tulsa*
Rob Lanier	Siena
Ken McDonald	Western Kentucky, Austin Toros (NBDL)
Herb Sendek	Miami (Ohio), NC State, Arizona State
Larry Shyatt	Clemson, Wyoming
Ricky Stokes	Virginia Tech, East Carolina
Rodney Terry	Fresno State*

\* current

## BARNES' TEAM POST SOLID RPIs

- One reason that **Rick Barnes'** teams have reached the NCAA Tournament with such regularity is his ability to post outstanding year-end RPIs.
- In his 17 seasons at Texas, Barnes' teams posted an average year-end RPI of 31.1 That includes five years in the top 10 and eight years in the top 20.
- In Barnes' 30 previous seasons as a Division I head coach, his teams' average year-end RPI is 43.2. His club has finished with a sub-100 RPI just twice in the last 25 years.
- Tennessee's current RPI is No. 19.

## BARNES IS A NASCAR FANATIC

- Tennessee head coach **Rick Barnes** loves him some NASCAR. He grew up in the heart of NASCAR country in Hickory, North Carolina, attending races at Hickory Motor Speedway.
- Barnes has often said that if his brothers had to choose between watching him coach in the Final Four or attending a NASCAR race, they would undoubtedly attend the race!
- Barnes remembers attending the World 600 at Charlotte Motor Speedway on May 24, 1964. In that race, legendary driver **Glenn "Fireball" Roberts** was involved in a horrific crash that led to his death less than two months later.



I learned a lot from this guy, was much more than a coach but a father figure! Love you, Thank you



RETWEETS 2,907 LIKES 6,824

## PLAYERS' HARDWARE



### Naismith Trophy

T.J. Ford, G	2003
Kevin Durant, F	2007



### Wooden Award

T.J. Ford, G	2003
Kevin Durant, F	2007



### Wayman Tisdale Award

T.J. Ford, G	2002
Kevin Durant, F	2007



### Oscar Robertson Trophy

Kevin Durant, F	2007
-----------------	------



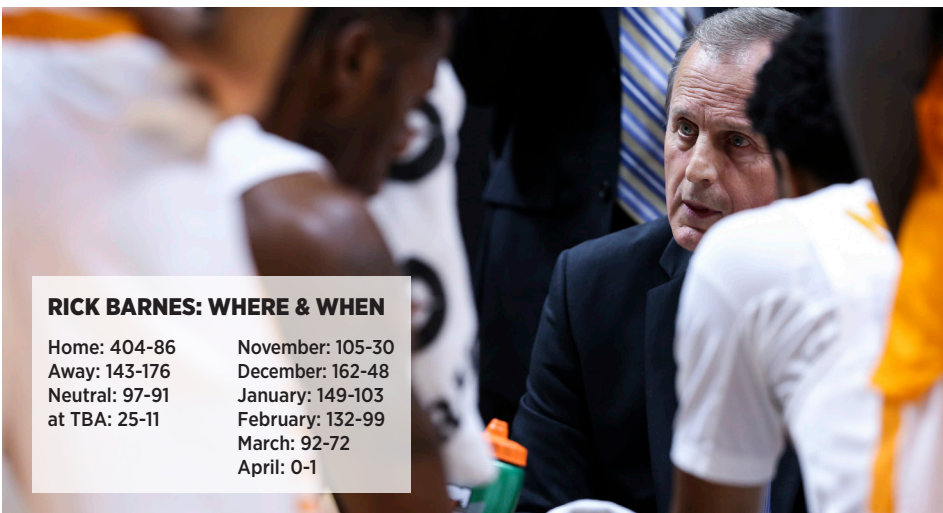
### Bob Cousy Award

D.J. Augustin, G	2008
------------------	------

## BARNES vs. THE SEC

vs. Southeastern Conference: 69-51

OPPONENT	All	Tenn	Tex	Clem	Prov	GMU
Alabama	1-2	1-1	-	-	0-1	-
Arkansas	3-5	0-4	3-1	-	-	-
Auburn	3-2	3-2	-	-	-	-
Florida	1-1	1-1	-	-	-	-
Georgia	1-5	0-3	1-1	0-1	-	-
Kentucky	3-4	2-2	0-1	1-1	-	-
LSU	2-5	1-2	1-3	-	-	-
Mississippi	1-2	1-2	-	-	-	-
Mississippi State	5-1	2-1	3-0	-	-	-
Missouri	12-8	1-1	10-7	1-0	-	-
South Carolina	6-3	1-3	-	4-0	1-0	-
Tennessee	2-2	-	2-2	-	-	-
Texas A&M	26-8	1-1	23-7	2-0	-	-
Vanderbilt	3-3	2-3	1-0	-	-	-



### RICK BARNES: WHERE & WHEN

Home: 404-86	November: 105-30
Away: 143-176	December: 162-48
Neutral: 97-91	January: 149-103
at TBA: 25-11	February: 132-99
	March: 92-72
	April: 0-1

## ON THE BENCH



### ROB LANIER

**Associate Head Coach • St. Bonaventure, 1990**

- Third season at Tennessee; ninth year working alongside Rick Barnes; this is his 27th season as a Division I coach (was head coach at Siena from 2001-05).
- Also has experience working as an assistant under Dave Leitao at Virginia (2006-07) and Billy Donovan at Florida (2007-11)
- Has played a role in signing eight McDonald's All-Americans, and 11 players that he either signed or coached have gone on to become NBA Draft Picks.
- A native of Buffalo, New York, he was a close friend of fellow Vols' staffer Desmond Oliver growing up.



### DESMOND OLIVER

**Assistant Coach • Dominican College, 1992**

- Third season at Tennessee; before joining the Vols, he spent five seasons as an assistant coach at Charlotte.
- This is his 22nd season in the Division I coaching ranks; he has experience in the Atlantic 10, Big 12, Ivy League and Metro Atlantic Athletic Conference.
- Also boasts five years of previous SEC coaching experience at Georgia from 2004-09.
- A native of Buffalo, New York, he was a close friend of fellow Vols' staffer Rob Lanier growing up.



### MICHAEL SCHWARTZ

**Assistant Coach • Texas, 1999**

- Second season at Tennessee; played two years under Barnes at Texas and was a member of the 1999 Big 12 Championship team (then became a GA on Texas' staff).
- Spent the 2015-16 season as an assistant coach and recruiting coordinator at Tulsa, helping the Golden Hurricane advance to the NCAA Tournament.
- Prior to that, he spent four seasons as the lead assistant under Rodney Terry (another Barnes pupil) at Fresno State, including one year as associate head coach.
- No stranger to the Southeast and East Coast, Schwartz spent six years on staff at Miami (Fla.) in the ACC.



### GARRETT MEDENWALD

**Strength & Conditioning Coach • Wisconsin-Whitewater, 2013**

- Third season at Tennessee; he had three previous years of experience working alongside head coach Rick Barnes at Texas from 2012-15.
- As a football running back at UW-Whitewater, he helped lead the Warhawks to back-to-back national championships in 2010 and 2011.
- An elite powerlifter, Medenwald was a national qualifier in Olympic weightlifting and was a coach and co-founder of the UW-Whitewater Olympic Lifting Club.
- Native of Green Bay, Wisconsin (lifelong Green Bay Packers fan).



### CHAD NEWMAN

**Athletic Trainer • Tennessee, 1994**

- 22nd season with the Tennessee basketball program.
- Under his care, the Vols have advanced to postseason play 14 times, including 10 NCAA Tournament berths and five Sweet Sixteen appearances.
- 2009 Tennessee Athletic Trainer's Society (TATS) Athletic Trainer of the Year.
- Native of Chattanooga, Tennessee



### RILEY DAVIS

**Director of Player Development • Texas, 2011**

- Third season at Tennessee; is a Texas native.
- Had four previous years of experience as a member of Rick Barnes' basketball staff at Texas.
- Worked as a regional advance scout for the NBA's Charlotte Bobcats (now the Charlotte Hornets) in 2013-14.
- Spent the 2012-13 season as an assistant coach at Sam Houston State University in Huntsville, Texas.



### MARY-CARTER EGGERT

**Director of Basketball Operations • Tennessee, 2011**

- A two-time Tennessee graduate, Eggert is in her third season working in a basketball operations role.
- One of only three women currently holding the role of director of basketball operations with a men's program at a "power five" conference school.
- Spent three years on UT's media relations staff, working closely with the Tennessee football program from 2012 to 2014.
- Native of Richmond, Virginia



### AUBIN GOPORO

**Director of Student-Athlete Development • Florida Tech, 1996**

- A native of the Central African Republic, Goporo ative of joined Rick Barnes' full-time Tennessee basketball staff in June of 2017
- Coordinates community outreach and service efforts and also serves as a student-athlete mentor for personal and professional development.
- Served as the Director of Student-Athlete Development last season at the University of Louisiana at Lafayette.
- Spent 15 years at the helm of the boys basketball program at Florida Air Academy in Melbourne, Florida.



### KYLE CONDON

**Assistant to the Head Coach • Tennessee, 2013**

- Is in his ninth overall season working with the basketball program at his alma mater (his third year in a full-time role).
- Was a student manager with the Volunteers for four years and then rose to a graduate position, which he occupied for two years.
- Boasts nine games of NCAA Tournament experience as a manager or administrative staffer.
- The native of Springfield, Virginia, is a two-time Tennessee graduate.



# 11 KYLE ALEXANDER

JR Forward | 6-11 | 220 | Communication Studies  
Milton, Ontario, Canada | Orangeville Prep



## @KyleJamal4

- **Leads all returning Vols with 77 career games played;** only grad transfer James Daniel III has more collegiate appearances (103) among players on this roster
- **Ranks fifth in the SEC and 87th nationally with 2.77 offensive rebounds per game**
- Stepped up big at Wake Forest (12/23), posting 11 points, four boards, a career-high three assists and two blocks
- Paced the Vols in rebounding during the Battle 4 Atlantis, tallying 10.3 boards a game to go along with 8.3 points and 1.7 blocks per contest
- Turned in his first career double-double with 13 points and 11 rebounds, both of which tied then-career highs, in UT's win over #18 Purdue (11/22)
- Represents the Vols on UT's Student-Athlete Advisory Committee and also represented the Vols at the SEC Joint Student-Athlete Leadership Council in Birmingham in July 2017
- Was primarily a soccer and volleyball player before finally deciding to try hoops as a junior in high school; this is his fifth year playing competitive basketball
- His oldest sister, 6-4 center Kayla Alexander, played collegiately at Syracuse from 2009-13 and is the school's all-time leading scorer (2,024) and shot-blocker (350); she now plays for the WNBA's Las Vegas Stars

## SEASON/CAREER HIGHS

### Points

Season 13 vs. Purdue (11/22/17)  
Career 13 (2x), last vs. Purdue (11/22/17)

### Rebounds

Season 13 vs. NC State (11/24/17)  
Career Same

### Assists

Season 3 at Wake Forest (12/23/17)  
Career Same

### Blocks

Season 4 (2x), last vs. Lipscomb (12/9/17)  
Career 6 at TCU (1/30/16)

### Steals

Season 2 (2x), last vs. NC State (11/24/17)  
Career 2 (4x), last vs. NC State (11/24/17)

### Minutes

Season 29 (2x), last vs. NC State (11/24/17)  
Career 31 at TCU (1/30/16)

### Field Goals Made

Season 6 vs. Purdue (11/22/17)  
Career Same

### Field Goals Attempted

Season 9 vs. Purdue (11/22/17)  
Career Same

### 3-Pt. Field Goals Made

Season 1 vs. Purdue (11/22/17)  
Career 1 (2x), last vs. Purdue (11/22/17)

### 3-Pt. Field Goals Attempted

Season 1 vs. Purdue (11/22/17)  
Career 1 (7x), last vs. Purdue (11/22/17)

### Free Throws Made

Season 2 (3x), last vs. Furman (12/20/17)  
Career 5 vs. Chattanooga (11/11/16)

### Free Throws Attempted

Season 5 vs. NC State (11/24/17)  
Career 8 vs. Chattanooga (11/11/16)

## 2017-18 GAME-BY-GAME STATS

OPPONENT	DATE	St	MIN	FG-FGA	PCT	3FG-FGA	PCT	FT-FTA	PCT	OFF DEF TOT	PF	A	T/O	BLK	STL	PTS
Presbyterian	11/10/17	f	17	2-3	.667	0-0	.000	0-1	.000	2 2 4	5	0	1	1	0	4
High Point	11/14/17	f	15	1-1	1.000	0-0	.000	1-2	.500	4 3 7	1	0	1	2	0	3
vs. Purdue	11/22/17	f	29	6-9	.667	1-1	1.000	0-0	.000	5 6 11	4	1	1	1	2	13
vs. Villanova	11/23/17	f	14	2-2	1.000	0-0	.000	0-0	.000	4 3 7	3	0	1	0	0	4
vs. NC State	11/24/17	f	29	3-7	.429	0-0	.000	2-5	.400	7 6 13	2	0	1	4	2	8
Mercer	11/29/17	f	15	0-1	.000	0-0	.000	1-2	.500	1 2 3	2	1	0	1	0	1
at Georgia Tech	12/3/17	f	25	3-5	.600	0-0	.000	1-2	.500	2 9 11	5	0	1	3	1	7
Lipscomb	12/9/17	f	20	2-4	.500	0-0	.000	2-2	1.000	1 2 3	1	1	0	4	1	6
North Carolina	12/17/17	f	19	2-3	.667	0-0	.000	1-2	.500	3 1 4	2	0	0	3	0	5
Furman	12/20/17	f	11	0-0	.000	0-0	.000	2-2	1.000	1 3 4	0	0	0	0	0	2
at Wake Forest	12/23/17	f	23	5-6	.833	0-0	.000	1-1	1.000	1 3 4	1	3	0	2	0	11
at Arkansas	12/30/17	f	22	2-2	1.000	0-0	.000	0-0	.000	2 4 6	5	0	1	1	0	4
Auburn	1/2/18	f	20	1-1	1.000	0-0	.000	0-0	.000	3 3 6	1	2	1	1	1	2
Kentucky	1/6/18															
at Vanderbilt	1/9/18															
Texas A&M	1/13/18															
at Missouri	1/17/18															
at South Carolina	1/20/18															
Vanderbilt	1/23/18															
at Iowa State	1/27/18															
LSU	1/31/18															
Ole Miss	2/3/18															
at Kentucky	2/6/18															
at Alabama	2/10/18															
South Carolina	2/13/18															
at Georgia	2/17/18															
Florida	2/21/18															
at Ole Miss	2/24/18															
at Mississippi State	2/27/18															
Georgia	3/3/18															

## PRODUCTION TRACKER

	Last Season	This Season	Career
Scored 5+ Points	12	6	21
Scored 10+ Points	1	2	3
Had 5+ Rebounds	12	7	28
Had 10+ Rebounds	-	3	4
Led the Vols in Rebounds	5	3	12
Had a Double-Double	-	1	1
Had Multiple Blocks	9	6	22
Led the Vols in Blocks	10	8	28
Had 3+ Steals	-	-	-
Had Multiple Dunks	1	1	2



## CAREER STATS

	GP-GS	Min	Avg	FG-A	Pct	3FG-A	Pct	FT-A	Pct	Off-Def-Rebs	Avg	PF-FO	Ast	TO	Blk	Stl	Pts	Avg
2015-16	32-11	391	12.2	16-37	.432	0-0	.000	21-32	.656	49-52-101	3.2	55-0	2	14	31	5	53	1.7
2016-17	32-23	447	14.0	41-88	.466	1-6	.167	22-44	.500	57-72-129	4.0	53-0	6	15	33	6	105	3.3
2017-18	13-13	259	19.9	29-44	.659	1-1	1.000	11-19	.579	36-47-83	6.4	32-3	8	8	23	7	70	5.4
<b>TOTAL</b>	<b>77-47</b>	<b>1097</b>	<b>14.2</b>	<b>86-169</b>	<b>.509</b>	<b>2-7</b>	<b>.286</b>	<b>54-95</b>	<b>.568</b>	<b>142-171-313</b>	<b>4.1</b>	<b>140-3</b>	<b>16</b>	<b>37</b>	<b>87</b>	<b>18</b>	<b>228</b>	<b>3.0</b>

# JORDAN BONE

SO Guard | 6-3 | 176 | Recreation and Sport Management  
Nashville, Tenn. | The Ensworth School



## @JordanBone23

- Sparked in the second half at Wake, he's averaging 17.0 points and 4.0 assists over UT's last three games
- His career assist/turnover ratio stands at 2.19, while his season ratio (2.2) ranks seventh in the SEC
- Dropped season-highs in points (21) and rebounds (6) to go along with five assists at Arkansas (12/30)
- Used his elite speed to take over the second half at Wake Forest (12/23), dropping 12 points while dishing out five assists to jumpstart UT's offense
- Capped off the Battle 4 Atlantis with a 13-point performance to help the Vols defeat NC State (11/24)
- Recorded his best scoring output last season in his homecoming, tallying a career-best 23 points in UT's win at Vanderbilt
- Missed nine non-conference games last season with a stress fracture in his left foot
- According to Rick Barnes, Bone's speed is elite and is on par with that of former Barnes pupil and National Player of the Year T.J. Ford
- His older brother, Josh Bone, was a two-year letterman for the Vol from 2009-11 and was a contributor on UT's 2010 Elite Eight team

## SEASON/CAREER HIGHS

### Points

Season 21 at Arkansas (12/30/17)  
Career 23 at Vanderbilt (1/14/17)

### Rebounds

Season 6 at Arkansas (12/30/17)  
Career 8 at Mississippi State (2/4/17)

### Assists

Season 6 vs. Lipscomb (12/9/17)  
Career 8 vs. Appalachian State (11/15/16)

### Blocks

Season 1 at Georgia Tech (12/3/17)  
Career Same

### Steals

Season 3 vs. Presbyterian (11/10/17)  
Career 3 (3x) last vs. Presbyterian (11/10/17)

### Minutes

Season 38 at Arkansas (12/30/17)  
Career Same

### Field Goals Made

Season 7 at Arkansas (12/30/17)  
Career 8 (2x), last at Vanderbilt (1/14/17)

### Field Goals Attempted

Season 16 at Arkansas (12/30/17)  
Career Same

### 3-Pt. Field Goals Made

Season 2 (3x), last at Arkansas (12/30/17)  
Career 4 (2x), last vs. Georgia (3/9/17)

### 3-Pt. Field Goals Attempted

Season 6 vs. Auburn (1/2/18)  
Career 6 (2x), last vs. Auburn (1/2/18)

### Free Throws Made

Season 6 at Georgia Tech (12/3/17)  
Career Same

### Free Throws Attempted

Season 8 at Georgia Tech (12/3/17)  
Career Same

## 2017-18 GAME-BY-GAME STATS

OPPONENT	DATE	St	MIN	FG-FGA	PCT	3FG-FGA	PCT	FT-FTA	PCT	OFF DEF TOT	PF	A	T/O	BLK	STL	PTS
Presbyterian	11/10/17		16	2-5	.400	1-1	1.000	4-4	1.000	0 0 0	0	4	0	0	3	9
High Point	11/14/17	g	22	6-8	.750	2-3	.667	2-2	1.000	2 2 4	3	2	6	0	0	16
vs. Purdue	11/22/17	g	29	1-10	.100	1-2	.500	1-2	.500	1 1 2	0	3	2	0	2	4
vs. Villanova	11/23/17	g	15	1-3	.333	0-1	.000	2-2	1.000	0 2 2	3	4	1	0	0	4
vs. NC State	11/24/17	g	22	3-5	.600	2-3	.667	5-6	.833	1 1 2	1	2	2	0	2	13
Mercer	11/29/17	g	19	0-3	.000	0-2	.000	2-2	1.000	0 0 0	1	4	1	0	0	2
at Georgia Tech	12/3/17	g	26	0-4	.000	0-2	.000	6-8	.750	0 0 0	1	4	1	1	1	6
Lipscomb	12/9/17	g	23	2-3	.667	1-1	1.000	0-0	.000	0 1 1	1	6	1	0	0	5
North Carolina	12/17/17	g	26	4-9	.444	0-3	.000	2-2	.000	3 1 4	0	4	2	0	1	10
Furman	12/20/17	g	24	0-5	.000	0-1	.000	1-2	.500	0 0 0	1	1	0	0	1	1
at Wake Forest	12/23/17	g	30	5-11	.455	0-2	.000	2-2	1.000	0 0 0	2	5	3	0	1	12
at Arkansas	12/30/17	g	38	7-16	.438	2-3	.667	5-6	.833	0 6 6	1	5	1	0	1	21
Auburn	1/2/18	g	32	6-13	.462	3-6	.500	3-4	.750	0 2 2	2	2	1	0	0	18
Kentucky	1/6/18															
at Vanderbilt	1/9/18															
Texas A&M	1/13/18															
at Missouri	1/17/18															
at South Carolina	1/20/18															
Vanderbilt	1/23/18															
at Iowa State	1/27/18															
LSU	1/31/18															
Ole Miss	2/3/18															
at Kentucky	2/6/18															
at Alabama	2/10/18															
South Carolina	2/13/18															
at Georgia	2/17/18															
Florida	2/21/18															
at Ole Miss	2/24/18															
at Mississippi State	2/27/18															
Georgia	3/3/18															

## PRODUCTION TRACKER

	Last Season	This Season	Career
Scored 10+ Points	5	6	11
Scored 15+ Points	3	3	6
Scored 20+ Points	2	1	3
Led the Vols in Scoring	4	2	6
Had 5+ Assists	6	3	9
Led the Vols in Assists	8	6	14
Had Multiple Steals	4	3	7
Had 3+ Steals	2	1	3
Led the Vols in Steals	4	3	7
Made Multiple 3-Pointers	3	4	7
Had a Positive Assist/TO Ratio	15	11	26



## CAREER STATS

	GP-GS	Min	Avg	FG-A	Pct	3FG-A	Pct	FT-A	Pct	Off-Def-Rebs	Avg	PF-FO	Ast	TO	Blk	Stl	Pts	Avg
2016-17	23-17	450	19.6	61-164	.372	14-46	.304	30-39	.769	6-33-39	1.7	29-0	66	32	0	12	166	7.2
2017-18	13-12	322	24.8	37-95	.389	12-30	.400	35-42	.833	7-16-23	1.8	16-0	46	21	1	12	121	9.3
<b>TOTAL</b>	<b>36-29</b>	<b>772</b>	<b>21.4</b>	<b>98-259</b>	<b>.378</b>	<b>26-76</b>	<b>.342</b>	<b>65-81</b>	<b>.802</b>	<b>13-49-62</b>	<b>1.7</b>	<b>45-0</b>	<b>112</b>	<b>53</b>	<b>1</b>	<b>24</b>	<b>287</b>	<b>8.0</b>

# 23 JORDAN BOWDEN

SO Guard | 6-5 | 185 | Sociology  
Knoxville, Tenn. | 22 Feet Academy (S.C.)



## @JordyBow3

- Is shooting an SEC-best .605 (26-of-43) from 3-point range through 13 games and has made multiple threes in nine of UT's contests thus far
- Tennessee is 4-0 this season when he scores at least 15 points
- Is 24-for-29 from the free-throw line this season, including a perfect 10-for-10 in the final four minutes and OT
- Continued to have the hot hand, dropping 17 points on a perfect 5-of-5 performance from deep vs. Wake Forest (12/23)
- Turned in a career-high-tying 21 points to go along with a season-high six boards (all offensive) in UT's comeback win over Furman (12/20)
- Averaged 7.7 ppg, 2.7 rbg and 2.3 apg in 29.7 minutes a game and posed as one of UT's most solidified defenders during the Battle 4 Atlantis
- Was 6-of-7 from the floor (3-of-3 from 3FG) and scored 15 points in 22 minutes vs. Presbyterian (11/10)
- His length and quickness make him a dangerous perimeter defender
- Graduate of Carter High School was the first Knox County product to sign with UT as a freshman since Doug Roth (from Karns High School) in 1985

## SEASON/CAREER HIGHS

### Points

Season 21 vs. Furman (12/20/17)  
Career 21 (2x), last vs. Furman (12/20/17)

### Rebounds

Season 6 (2x), last vs. Auburn (1/2/18)  
Career 7 (2x), last vs. Ole Miss (2/8/17)

### Assists

Season 3 (4x), last vs. Auburn (1/2/18)  
Career 6 vs. Alabama (3/4/17)

### Blocks

Season 2 at Wake Forest (12/23/17)  
Career Same

### Steals

Season 3 vs. NC State (11/24/17)  
Career 3 (4x), last vs. NC State (11/24/17)

### Minutes

Season 36 vs. Villanova (11/23/17)  
Career 36 (2x), last vs. Villanova (11/23/17)

### Field Goals Made

Season 7 vs. Mercer (11/29/17)  
Career 7 (2x), last vs. Mercer (11/29/17)

### Field Goals Attempted

Season 10 vs. Mercer (11/29/17)  
Career 16 at Ole Miss (1/17/17)

### 3-Pt. Field Goals Made

Season 5 at Wake Forest (12/23/17)  
Career 5 (2x), last at Wake Forest (12/23/17)

### 3-Pt. Field Goals Attempted

Season 7 vs. Villanova (11/23/17)  
Career 10 vs. Presbyterian (12/6/16)

### Free Throws Made

Season 8 vs. Lipscomb (12/9/17)  
Career Same

### Free Throws Attempted

Season 9 vs. Furman (12/20/17)  
Career 9 (3x), last vs. Furman (12/20/17)

## 2017-18 GAME-BY-GAME STATS

OPPONENT	DATE	St	MIN	FG-FGA	PCT	3FG-FGA	PCT	FT-FTA	PCT	OFF DEF TOT	PF	A	T/O	BLK	STL	PTS
Presbyterian	11/10/17	g	22	6-7	.857	3-3	1.000	0-0	.000	2 3 5	1	2	1	1	1	15
High Point	11/14/17	g	22	3-5	.600	2-4	.500	0-0	.000	0 4 4	3	0	1	1	0	8
vs. Purdue	11/22/17	g	26	2-7	.286	0-1	.000	0-0	.000	0 3 3	3	1	0	0	0	4
vs. Villanova	11/23/17	g	36	3-7	.429	3-7	.429	0-2	.000	2 0 2	3	3	2	0	0	9
vs. NC State	11/24/17	g	27	3-5	.600	2-3	.667	2-2	1.000	0 3 3	2	3	1	0	3	10
Mercer	11/29/17	g	27	7-10	.700	4-5	.800	0-0	.000	0 4 4	3	2	1	0	1	18
at Georgia Tech	12/3/17	g	31	3-5	.600	2-2	1.000	2-2	1.000	3 0 3	3	2	1	0	1	10
Lipscomb	12/9/17	g	21	0-5	.000	0-2	.000	8-8	1.000	1 2 3	2	2	1	1	0	8
North Carolina	12/17/17	g	27	3-7	.429	2-3	.667	4-4	1.000	1 2 3	4	1	0	0	2	12
Furman	12/20/17	g	30	6-14	.429	3-7	.429	6-9	.667	6 0 6	1	3	1	0	0	21
at Wake Forest	12/23/17	g	28	5-5	1.000	5-5	1.000	2-2	1.000	0 3 3	2	1	1	2	1	17
at Arkansas	12/30/17	g	22	3-5	.600	0-0	.000	1-3	.333	1 1 2	5	2	2	0	0	7
Auburn	1/2/18	g	24	0-4	.000	0-1	.000	1-2	.500	0 6 6	3	3	2	0	0	1
Kentucky	1/6/18															
at Vanderbilt	1/9/18															
Texas A&M	1/13/18															
at Missouri	1/17/18															
at South Carolina	1/20/18															
Vanderbilt	1/23/18															
at Iowa State	1/27/18															
LSU	1/31/18															
Ole Miss	2/3/18															
at Kentucky	2/6/18															
at Alabama	2/10/18															
South Carolina	2/13/18															
at Georgia	2/17/18															
Florida	2/21/18															
at Ole Miss	2/24/18															
at Mississippi State	2/27/18															
Georgia	3/3/18															

## PRODUCTION TRACKER

	Last Season	This Season	Career
Scored 5+ Points	21	11	32
Scored 10+ Points	10	7	17
Had Multiple Assists	12	9	21
Led the Vols in Assists	3	1	4
Had Multiple Steals	8	2	10
Had 3+ Steals	3	1	4
Led the Vols in Steals	9	3	12
Had Multiple Blocks	-	1	1
Made Multiple 3-Pointers	11	9	20
Had a Positive Assist/TO Ratio	12	10	22
Had Multiple Dunks	-	-	-



## CAREER STATS

	GP-GS	Min	Avg	FG-A	Pct	3FG-A	Pct	FT-A	Pct	Off-Def-Rebs	Avg	PF-FO	Ast	TO	Blk	Stl	Pts	Avg
2016-17	30-28	683	22.8	75-202	.371	35-111	.315	53-63	.841	24-63-87	2.9	62-1	40	22	5	27	238	7.9
2017-18	13-13	343	26.4	44-86	.512	26-43	.605	26-34	.765	16-31-47	3.6	35-1	25	14	5	9	140	10.8
<b>TOTAL</b>	<b>43-41</b>	<b>1026</b>	<b>23.9</b>	<b>119-288</b>	<b>.413</b>	<b>61-154</b>	<b>.396</b>	<b>79-97</b>	<b>.814</b>	<b>40-94-134</b>	<b>3.1</b>	<b>97-2</b>	<b>65</b>	<b>36</b>	<b>10</b>	<b>36</b>	<b>378</b>	<b>8.8</b>

# 24 LUCAS CAMPBELL

JR Guard | 6-4 | 186 | Supply Chain Management  
Knoxville, Tenn. | Christian Academy of Knoxville



## @LucasCampbell11

- Tied his career-high for scoring (3 points) and set a new high for assists (2) in the win over Presbyterian (11/10)
- Has gained local notoriety for his energy and emotion on the bench
- Saw action in three games during his sophomore year; each of his four total points came at the free-throw line
- Enrolled at Tennessee in the fall of 2015 and was a member of the track and field team before joining the basketball team as a walk-on on Oct. 7, 2016
- Knoxville native was an AAU teammate of current Vols forward John Fulkerson
- As a senior in high school, he earned District 4-AA MVP honors in basketball, and he was the bronze medalist in the long jump at the Class A-AA state track & field championships
- One of three walk-ons on the team, along with junior Brad Woodson and redshirt freshman Jacob Fleschman

### SEASON/CAREER HIGHS

#### Points

Season 3 vs. Presbyterian (11/10/17)  
Career 3 (2x), last vs. Presbyterian (11/10/17)

#### Rebounds

Season 1 vs. High Point (11/14/17)  
Career 1 (2x), last vs. High Point (11/14/17)

#### Assists

Season 2 vs. Presbyterian (11/10/17)  
Career Same

#### Blocks

Season -  
Career -

#### Steals

Season -  
Career -

#### Minutes

Season 3 vs. Presbyterian (11/10/17)  
Career 4 vs. Auburn (3/9/16)

#### Field Goals Made

Season 1 vs. Presbyterian (11/10/17)  
Career 1 (2x), last vs. Presbyterian (11/10/17)

#### Field Goals Attempted

Season 1 vs. Presbyterian (11/10/17)  
Career 3 vs. Auburn (3/9/16)

#### 3-Pt. Field Goals Made

Season -  
Career 1 vs. Auburn (3/9/16)

#### 3-Pt. Field Goals Attempted

Season -  
Career 2 vs. Auburn (3/9/16)

#### Free Throws Made

Season 1 vs. Presbyterian (11/10/17)  
Career 2 (2x), last vs. Missouri (2/18/17)

#### Free Throws Attempted

Season 1 vs. Presbyterian (11/10/17)  
Career 3 (2x), last vs. Missouri (2/18/17)

### 2017-18 GAME-BY-GAME STATS

OPPONENT	DATE	St	MIN	FG-FGA	PCT	3FG-FGA	PCT	FT-FTA	PCT	OFF DEF TOT	PF	A	T/O	BLK	STL	PTS
Presbyterian	11/10/17	3	1-1	1.000	1-1	1.000	0-0	.000	0 0 0	0 0 0	0	2	0	0	0	3
High Point	11/14/17	2	0-0	.000	0-0	.000	0-0	.000	0 1 1	1 0 0	0	0	0	0	0	0
vs. Purdue	11/22/17							DNP								
vs. Villanova	11/23/17							DNP								
vs. NC State	11/24/17							DNP								
Mercer	11/29/17							DNP								
at Georgia Tech	12/3/17							DNP								
Lipscomb	12/9/17							DNP								
North Carolina	12/17/17							DNP								
Furman	12/20/17							DNP								
at Wake Forest	12/23/17							DNP								
at Arkansas	12/30/17							DNP								
Auburn	1/2/18							DNP								
Kentucky	1/6/18															
at Vanderbilt	1/9/18															
Texas A&M	1/13/18															
at Missouri	1/17/18															
at South Carolina	1/20/18															
Vanderbilt	1/23/18															
at Iowa State	1/27/18															
LSU	1/31/18															
Ole Miss	2/3/18															
at Kentucky	2/6/18															
at Alabama	2/10/18															
South Carolina	2/13/18															
at Georgia	2/17/18															
Florida	2/21/18															
at Ole Miss	2/24/18															
at Mississippi State	2/27/18															
Georgia	3/3/18															



### CAREER STATS

	GP-GS	Min	Avg	FG-A	Pct	3FG-A	Pct	FT-A	Pct	Off-Def-Rebs	Avg	PF-FO	Ast	TO	Blk	Stl	Pts	Avg
2015-16	4-0	8	2.0	1-3	.333	1-2	.500	0-0	.000	0-1-1	0.3	1-0	0	1	0	0	3	0.8
2016-17	3-0	5	1.7	0-0	.000	0-0	.000	4-6	.667	0-0-0	0.0	0-0	0	0	0	0	4	1.3
2017-18	2-0	5	2.5	1-1	1.000	1-1	1.000	0-0	.000	0-1-1	0.5	0-0	2	0	0	0	3	1.5
<b>TOTAL</b>	<b>9-0</b>	<b>18</b>	<b>2.0</b>	<b>2-4</b>	<b>.500</b>	<b>2-3</b>	<b>.667</b>	<b>4-6</b>	<b>.667</b>	<b>0-2-2</b>	<b>0.2</b>	<b>1-0</b>	<b>2</b>	<b>1</b>	<b>0</b>	<b>0</b>	<b>10</b>	<b>1.1</b>



# 3 JAMES DANIEL III

RS-SR Guard | 6-0 | 172 | Agricultural Leadership (graduate studies)  
| Hampton, Va. | Howard University



VolsScholar



@jayd3\_\_

- He is Division I's active career scoring leader, having totaled 2,026 points
- Leads the SEC and ranks 20th nationally with an impressive +3.07 assist/turnover ratio
- For the first time in his collegiate career, he has more assists (46) than he does made field goals (28)
- Has adjusted well from being a volume shooter (green-light guy) to playing a facilitator role within UT's system
- Came off the bench to drop a season-high 17 points, four assists and a pair of rebounds and steals at Arkansas (12/30)
- Eclipsed the 2,000-point mark with a stepback jumper in UT's win over Furman (12/20); also his 100th career game
- Posted 14 points behind four treys to go with three assists and no turnovers vs. UNC (12/17)
- Finished with nine points and 10 assists in win vs. Mercer (11/19), becoming the first Vol with multiple games of 10+ assists in a single season since 1993-94 (LaMarcus Golden; 12 vs. UT-Martin (11/26/93), 14 at South Carolina (1/19/94).
- Tallied career-highs in assists (10) and blocks (2) in win over High Point (11/14); became the first Vol to record 10 assists in nearly six years – since Trae Golden had 11 versus ULM on Nov. 16, 2011.
- Led the country in scoring at 27.1 points per game in 2015-16, ultimately earning MEAC Player of the Year honors and honorable mention All-America distinction
- Earned his bachelor's degree in Sociology from Howard in May and enrolled at UT in June

## SEASON/CAREER HIGHS

### Points

Season 17 at Arkansas (12/30/17)  
Career 39 vs. William & Mary (11/8/15)\*

### Rebounds

Season 4 vs. Lipscomb (12/9/17)  
Career 6 (2x), last at UMES (2/1/16)\*

### Assists

Season 10 (2x), last vs. Mercer (11/29/17)  
Career Same

### Blocks

Season 2 vs. High Point (11/14/17)  
Career Same

### Steals

Season 2 (3x), last at Arkansas (12/30/17)  
Career 9 at Massachusetts (11/14/15)\*

### Minutes

Season 35 at Arkansas (12/30/17)  
Career 49 (2x), last vs. Norfolk St. (2/6/16)\*

### Field Goals Made

Season 5 at Arkansas (12/30/17)  
Career 13 vs. Radford (12/12/15)\*

### Field Goals Attempted

Season 11 vs. Lipscomb (12/9/17)  
Career 36 vs. Radford (12/12/15)\*

### 3-Pt. Field Goals Made

Season 4 (2x), last vs. North Carolina (12/17/17)  
Career 7 at N.C. Central (12/7/15)\*

### 3-Pt. Field Goals Attempted

Season 9 vs. Lipscomb (12/9/17)  
Career 13 (3x), last vs. Florida A&M (1/4/17)\*

### Free Throws Made

Season 4 (2x), last at Arkansas (12/30/17)  
Career 17 at Coppin St. (2/13/16)\*

### Free Throws Attempted

Season 5 (2x), last at Arkansas (12/30/17)  
Career 24 vs. Hampton (2/22/14)\*

\*at Howard University

## 2017-18 GAME-BY-GAME STATS

OPPONENT	DATE	St	MIN	FG-FGA	PCT	3FG-FGA	PCT	FT-FTA	PCT	OFF DEF TOT	PF	A	T/O	BLK	STL	PTS
Presbyterian	11/10/17	g	14	1-1	1.000	0-0	.000	0-1	.000	0 3 3	1	2	0	0	0	2
High Point	11/14/17		28	1-4	.000	1-4	.000	1-2	.500	0 0 0	4	10	0	2	2	4
vs. Purdue	11/22/17		13	0-2	.000	0-0	.000	2-2	1.000	0 0 0	3	3	3	0	1	2
vs. Villanova	11/23/17		20	4-9	.444	1-3	.333	1-2	.500	0 1 1	4	1	2	0	1	10
vs. NC State	11/24/17		24	2-7	.286	1-5	.200	4-5	.800	0 2 2	2	2	2	1	1	9
Mercer	11/29/17	g	23	3-5	.600	3-5	.600	0-0	.000	0 2 2	3	10	0	0	2	9
at Georgia Tech	12/3/17		15	1-5	.200	1-3	.333	0-0	.000	0 0 0	2	2	0	0	0	3
Lipscomb	12/9/17		23	4-11	.364	4-9	.444	0-2	.000	0 4 4	3	2	2	0	1	12
North Carolina	12/17/17		20	4-6	.667	4-6	.667	2-2	1.000	0 2 2	4	3	0	0	0	14
Furman	12/20/17		27	2-6	.333	1-4	.250	3-4	.750	0 1 1	3	4	0	0	0	8
at Wake Forest	12/23/17		19	1-4	.250	1-3	.333	0-0	.000	1 1 2	2	1	3	0	1	3
at Arkansas	12/30/17		35	5-10	.500	3-7	.429	4-5	.800	0 2 2	2	4	2	0	2	17
Auburn	1/2/18		20	0-4	.000	0-4	.000	0-0	.000	0 1 1	3	2	1	0	0	0
Kentucky	1/6/18															
at Vanderbilt	1/9/18															
Texas A&M	1/13/18															
at Missouri	1/17/18															
at South Carolina	1/20/18															
Vanderbilt	1/23/18															
at Iowa State	1/27/18															
LSU	1/31/18															
Ole Miss	2/3/18															
at Kentucky	2/6/18															
at Alabama	2/10/18															
South Carolina	2/13/18															
at Georgia	2/17/18															
Florida	2/21/18															
at Ole Miss	2/24/18															
at Mississippi State	2/27/18															
Georgia	3/3/18															

## PRODUCTION TRACKER

	Last Season	This Season	Career
Scored 10+ Points	2	4	89
Scored 15+ Points	1	1	75
Scored 20+ Points	1	-	54
Led the Vols in Scoring	-	-	-
Had 5+ Assists	-	2	13
Led the Vols in Assists	-	4	4
Had a Positive Assist/TO Ratio	1	8	31
Had Multiple Steals	1	3	53
Had 3+ Steals	-	-	18
Led the Vols in Steals	-	3	3
Made Multiple 3-Pointers	2	4	73



## CAREER STATS

	GP-GS	Min	Avg	FG-A	Pct	3FG-A	Pct	FT-A	Pct	Off-Def-Rebs	Avg	PF-FO	Ast	TO	Blk	Stl	Pts	Avg
13-14*	28-26	891	31.8	155-421	.368	91-231	.394	186-233	.798	69	2.5	64-0	44	93	1	37	587	21.0
14-15*	30-30	972	32.4	140-414	.338	68-238	.286	152-186	.817	65	2.2	56-1	81	108	0	55	500	16.7
15-16*	30-29	1115	37.2	226-582	.388	80-241	.332	280-331	.846	66	2.2	62-0	84	123	7	62	812	27.1
16-17*	2-2	71	35.5	11-35	.314	6-21	.286	6-9	.667	5	2.5	2-0	8	6	0	3	34	17.0
2017-18	13-2	281	21.6	28-74	.378	20-53	.377	17-25	.680	1-19-20	1.5	36-0	46	15	3	11	93	7.2
<b>TOTAL</b>	<b>103-89</b>	<b>3330</b>	<b>32.3</b>	<b>560-1526</b>	<b>.367</b>	<b>265-784</b>	<b>.338</b>	<b>641-784</b>	<b>.818</b>	<b>55-170-225</b>	<b>2.2</b>	<b>220-1</b>	<b>263</b>	<b>345</b>	<b>11</b>	<b>168</b>	<b>2026</b>	<b>19.7</b>

\*at Howard University

# 32 CHRIS DARRINGTON

JR Guard | 6-1 | 179 | Communication Studies  
Toledo, Ohio | Vincennes University (Ind.)



## @Chris\_Darrington

- Battled an ankle injury early on, but he has scored multiple points in all but one game this season
- Enjoyed his most productive game in Tennessee's win over Lipscomb (12/9), as his 11 points, five assists and three rebounds were all season-highs
- Dropped six points behind a pair of threes in UT's win over NC State (11/24)
- Made his Big Orange debut in UT's opening win over Presbyterian (11/10), logging four points, three assists, no turnovers and a steal
- Missed both of UT's exhibition games while nursing an ankle injury
- Had the top scoring average on the team during Tennessee's three-game European exhibition tour, averaging 14.3 points per game
- Earned first-team NJCAA Division I All-America honors last season after averaging 20.7 points and 5.1 assists
- Attempted 245 free throws last season—third-most in NJCAA—and shot .804 at the foul line
- Plays with a chip on his shoulder and prides himself on being "just a kid from Toledo."
- Was named Ohio's Mr. Basketball, District Player of the Year and first-team All-Ohio as a HS senior in 2014-15

## SEASON/CAREER HIGHS

### Points

Season 11 vs. Lipscomb (12/9/17)  
Career Same

### Rebounds

Season 3 vs. Lipscomb (12/9/17)  
Career Same

### Assists

Season 5 vs. Lipscomb (12/9/17)  
Career Same

### Blocks

Season -  
Career -

### Steals

Season 1 (6x), last at Arkansas (12/30/17)  
Career Same

### Minutes

Season 20 vs. Mercer (11/29/17)  
Career Same

### Field Goals Made

Season 3 vs. Lipscomb (12/9/17)  
Career Same

### Field Goals Attempted

Season 6 vs. Lipscomb (12/9/17)  
Career Same

### 3-Pt. Field Goals Made

Season 2 vs. NC State (11/24/17)  
Career Same

### 3-Pt. Field Goals Attempted

Season 4 vs. Mercer (11/29/17)  
Career Same

### Free Throws Made

Season 5 vs. Lipscomb (12/9/17)  
Career Same

### Free Throws Attempted

Season 6 vs. Lipscomb (12/9/17)  
Career Same

## 2017-18 GAME-BY-GAME STATS

OPPONENT	DATE	St	MIN	FG-FGA	PCT	3FG-FGA	PCT	FT-FTA	PCT	OFF DEF TOT	PF	A	T/O	BLK	STL	PTS
Presbyterian	11/10/17	15	2-4	.500	0-1	.000	0-0	.000	0 0 0	1 3	0	1	3	0	0	1 4
High Point	11/14/17	15	2-3	.667	1-1	1.000	2-2	1.000	0 1 1	1 1	2	1	0	0	0	7
vs. Purdue	11/22/17	15	1-5	.200	0-0	.000	2-2	1.000	0 2 2	0 1	1	1	0	1	1	4
vs. Villanova	11/23/17	8	1-2	.500	0-0	.000	0-0	.000	1 0 1	0 0	1	0	1	0	1	2
vs. NC State	11/24/17	11	2-3	.667	2-2	1.000	0-0	.000	0 0 0	0 0	0	0	0	0	0	6
Mercer	11/29/17	20	2-5	.400	1-4	.250	2-2	1.000	0 0 0	1 1	0	1	1	0	0	7
at Georgia Tech	12/3/17	13	2-3	.667	0-1	.000	0-0	.000	0 0 0	0 1	2	0	1	2	0	4
Lipscomb	12/9/17	19	3-6	.500	0-2	.000	5-6	.833	1 2 3	2 5	1	0	0	0	0	11
North Carolina	12/17/17	12	1-4	.250	1-2	.500	0-0	.000	0 0 0	1 1	1	1	1	0	0	3
Furman	12/20/17	13	0-2	.000	0-0	.000	0-0	.000	0 1 1	0 1	0	0	1	0	0	0
at Wake Forest	12/23/17	5	0-2	.000	0-1	.000	2-2	1.000	0 0 0	0 0	0	0	1	1	0	2
at Arkansas	12/30/17	9	1-4	.250	0-2	.000	2-4	.500	0 1 1	1 1	0	1	0	1	0	4
Auburn	1/2/18	11	1-2	.500	0-0	.000	1-2	.500	0 1 1	2 2	1	0	1	0	0	3
Kentucky	1/6/18															
at Vanderbilt	1/9/18															
Texas A&M	1/13/18															
at Missouri	1/17/18															
at South Carolina	1/20/18															
Vanderbilt	1/23/18															
at Iowa State	1/27/18															
LSU	1/31/18															
Ole Miss	2/3/18															
at Kentucky	2/6/18															
at Alabama	2/10/18															
South Carolina	2/13/18															
at Georgia	2/17/18															
Florida	2/21/18															
at Ole Miss	2/24/18															
at Mississippi State	2/27/18															
Georgia	3/3/18															

## PRODUCTION TRACKER

	This Season
Scored 5+ Points	4
Scored 10+ Points	1
Scored 15+ Points	-
Led the Vols in Scoring	-
Led the Vols in 3-Pointers (Made)	1
Made Multiple 3-Pointers	1
Led the Vols in Steals	1
Had 5+ Rebounds	-
Had Multiple Assists	4
Had Multiple Steals	-
Had Multiple Blocks	-



## CAREER STATS

	GP-GS	Min	Avg	FG-A	Pct	3FG-A	Pct	FT-A	Pct	Off-Def-Rebs	Avg	PF-FO	Ast	TO	Blk	Stl	Pts	Avg
2017-18	13-0	166	12.8	18-45	.400	5-18	.278	16-20	.800	2-8-10	0.8	9-0	17	10	0	6	57	4.4
<b>TOTAL</b>	<b>13-0</b>	<b>166</b>	<b>12.8</b>	<b>18-45</b>	<b>.400</b>	<b>5-18</b>	<b>.278</b>	<b>16-20</b>	<b>.800</b>	<b>2-8-10</b>	<b>0.8</b>	<b>9-0</b>	<b>17</b>	<b>10</b>	<b>0</b>	<b>6</b>	<b>57</b>	<b>4.4</b>

# 4 JACOB FLESCHEMAN

RS-FR Guard | 6-3 | 168 | Business Administration  
Austin, Texas | Westlake High School



@jfleschman4

- Played the final three minutes of UT's season-opening win over Presbyterian (11/10) and then made a two-minute appearance vs. High Point (11/14)
- Grabbed one rebound in three minutes off the bench during UT's exhibition win over Carson-Newman (11/2)
- Redshirted last season
- Is an extremely accurate shooter
- Known to his teammates by his nickname, "Black" or "Blackjack"
- Ranked among the top five in free-throw percentage in all of Central Texas as both a junior and senior
- Westlake has produced several high-profile athletes, including NFL quarterbacks Drew Brees and Nick Foles and MLB pitcher Huston Street
- One of three walk-ons on the team, along with juniors Lucas Campbell and Brad Woodson

## SEASON/CAREER HIGHS

### Points

Season -  
Career -

### Rebounds

Season -  
Career -

### Assists

Season -  
Career -

### Blocks

Season -  
Career -

### Steals

Season -  
Career -

### Minutes

Season 3 vs. Presbyterian (11/10/17)  
Career Same

### Field Goals Made

Season -  
Career -

### Field Goals Attempted

Season -  
Career -

### 3-Pt. Field Goals Made

Season -  
Career -

### 3-Pt. Field Goals Attempted

Season -  
Career -

### Free Throws Made

Season -  
Career -

### Free Throws Attempted

Season -  
Career -

## 2017-18 GAME-BY-GAME STATS

OPPONENT	DATE	St	MIN	FG-FGA	PCT	3FG-FGA	PCT	FT-FTA	PCT	OFF DEF TOT	PF	A	T/O	BLK	STL	PTS
Presbyterian	11/10/17		3	0-0	.000	0-0	.000	0-0	.000	0 0 0	0	0	0	0	0	0
High Point	11/14/17		2	0-0	.000	0-0	.000	0-0	.000	0 0 0	0	0	0	0	0	0
vs. Purdue	11/22/17															
vs. Villanova	11/23/17															
vs. NC State	11/24/17															
Mercer	11/29/17															
at Georgia Tech	12/3/17															
Lipscomb	12/9/17															
North Carolina	12/17/17															
Furman	12/20/17															
at Wake Forest	12/23/17															
at Arkansas	12/30/17															
Auburn	1/2/18															
Kentucky	1/6/18															
at Vanderbilt	1/9/18															
Texas A&M	1/13/18															
at Missouri	1/17/18															
at South Carolina	1/20/18															
Vanderbilt	1/23/18															
at Iowa State	1/27/18															
LSU	1/31/18															
Ole Miss	2/3/18															
at Kentucky	2/6/18															
at Alabama	2/10/18															
South Carolina	2/13/18															
at Georgia	2/17/18															
Florida	2/21/18															
at Ole Miss	2/24/18															
at Mississippi State	2/27/18															
Georgia	3/3/18															



## CAREER STATS

	GP-GS	Min	Avg	FG-A	Pct	3FG-A	Pct	FT-A	Pct	Off-Def-Rebs	Avg	PF-FO	Ast	TO	Blk	Stl	Pts	Avg	
2016-17																			
2017-18	2-0	5	2.5	0-0	.000	0-0	.000	0-0	.000	0-0-0	0.0	0-0	0	0	0	0	0	0.0	
<b>TOTAL</b>	<b>2-0</b>	<b>5</b>	<b>2.5</b>	<b>0-0</b>	<b>.000</b>	<b>0-0</b>	<b>.000</b>	<b>0-0</b>	<b>.000</b>	<b>0-0-0</b>	<b>0.0</b>	<b>0-0</b>	<b>0</b>	<b>0</b>	<b>0</b>	<b>0</b>	<b>0</b>	<b>0.0</b>	

# 10 JOHN FULKERSON

RS-FR Forward | 6-9 | 210 | Recreation and Sport Mgmt.  
Kingsport, Tenn. | The Christ School (N.C.)



## @fulkerson\_john

- Has only one field goal over Tennessee's last nine games
- Leads the Vols with 13 steals on the year, despite averaging just 10.6 minutes per game off the bench
- Contributed to the Vols' win vs. High Point (11/14), tallying eight points, three rebounds and a career-high three steals
- Underwent surgery on his left shoulder in May to repair a torn labrum
- Appeared in each of UT's first 10 games last season, but suffered a dislocated right elbow and fractured right wrist against Lipscomb (12/15/16), which sidelined him for the remainder of the season
- Averaged 4.7 ppg, 4.6 rpg and 16.0 mpg in 10 those games last season
- Turned in an impressive performance against No. 13 Oregon last season, logging his first career double-double with 12 points, a game-high 10 rebounds, five blocks, two steals and two assists in 37 minutes of work in Maui
- One of three left-handers on the team (along with Jalen Johnson and Yves Pons)
- Blocked 113 shots as a senior at The Christ School, breaking current Los Angeles Clippers center Marshall Plumlee's single-season school record
- His hometown of Kingsport, Tennessee, is just 100 miles northeast of Knoxville

## SEASON/CAREER HIGHS

### Points

Season 8 vs. High Point (11/14/17)  
Career 12 (2x), last vs. Georgia Tech (12/3/16)

### Rebounds

Season 5 vs. Presbyterian (11/10/17)  
Career 10 vs. Oregon (11/22/16)

### Assists

Season 5 vs. Presbyterian (11/10/17)  
Career Same

### Blocks

Season 2 vs. Presbyterian (11/10/17)  
Career 5 vs. Oregon (11/22/16)

### Steals

Season 3 vs. High Point (11/14/17)  
Career Same

### Minutes

Season 18 vs. Presbyterian (11/10/17)  
Career 37 vs. Oregon (11/22/16)

### Field Goals Made

Season 2 (2x), last vs. High Point (11/14/17)  
Career 5 vs. Georgia Tech (12/3/16)

### Field Goals Attempted

Season 4 vs. Presbyterian (11/10/17)  
Career 9 vs. Georgia Tech (12/3/16)

### 3-Pt. Field Goals Made

Season -  
Career -

### 3-Pt. Field Goals Attempted

Season -  
Career -

### Free Throws Made

Season 4 vs. High Point (11/14/17)  
Career 8 vs. Oregon (11/22/16)

### Free Throws Attempted

Season 4 (2x), last vs. Villanova (11/23/17)  
Career 12 vs. Oregon (11/22/16)

## 2017-18 GAME-BY-GAME STATS

OPPONENT	DATE	St	MIN	FG-FGA	PCT	3FG-FGA	PCT	FT-FTA	PCT	OFF DEF TOT	PF	A	T/O	BLK	STL	PTS
Presbyterian	11/10/17	18	2-4	.500	0-0	.000	0-2	.000	0	5 5 1	5	1	2	1	4	4
High Point	11/14/17	13	2-3	.667	0-0	.000	4-4	1.000	1	2 3 1	0	0	0	0	3	8
vs. Purdue	11/22/17	6	0-1	.000	0-0	.000	0-0	.000	0	0 0 1	0	0	2	0	0	0
vs. Villanova	11/23/17	16	2-3	.667	0-0	.000	3-4	.750	1	0 1 2	0	0	0	0	0	7
vs. NC State	11/24/17	6	0-1	.000	0-0	.000	0-0	.000	1	1 2 0	0	0	2	0	1	0
Mercer	11/29/17	14	0-1	.000	0-0	.000	0-0	.000	1	3 4 2	2	2	2	1	1	0
at Georgia Tech	12/3/17	3	0-0	.000	0-0	.000	0-0	.000	0	1 1 0	1	0	0	0	0	0
Lipscomb	12/9/17	8	0-0	.000	0-0	.000	0-0	.000	1	0 1 1	1	0	2	0	1	0
North Carolina	12/17/17	14	0-2	.000	0-0	.000	2-2	1.000	4	0 4 4	4	1	0	1	2	2
Furman	12/20/17	15	1-3	.333	0-0	.000	2-2	1.000	1	2 3 2	0	1	1	1	1	4
at Wake Forest	12/23/17	6	0-1	.000	0-0	.000	1-2	.5000	0	0 0 4	0	0	2	0	2	1
at Arkansas	12/30/17	11	0-1	.000	0-0	.000	0-0	.000	1	1 2 1	1	1	0	0	0	0
Auburn	1/2/18	8	0-1	.000	0-0	.000	0-0	.000	0	0 0 0	0	0	0	0	1	0
Kentucky	1/6/18															
at Vanderbilt	1/9/18															
Texas A&M	1/13/18															
at Missouri	1/17/18															
at South Carolina	1/20/18															
Vanderbilt	1/23/18															
at Iowa State	1/27/18															
LSU	1/31/18															
Ole Miss	2/3/18															
at Kentucky	2/6/18															
at Alabama	2/10/18															
South Carolina	2/13/18															
at Georgia	2/17/18															
Florida	2/21/18															
at Ole Miss	2/24/18															
at Mississippi State	2/27/18															
Georgia	3/3/18															

## PRODUCTION TRACKER

	Last Season	This Season	Career
Scored 5+ Points	4	2	6
Scored 10+ Points	2	-	2
Led the Vols in Scoring	-	-	-
Had 5+ Rebounds	4	1	5
Had 10+ Rebounds	1	-	1
Led the Vols in Rebounds	3	-	3
Had Multiple Assists	3	2	5
Had Multiple Steals	4	3	7
Had Multiple Blocks	2	1	3
Led the Vols in Blocks	2	2	4
Had a Positive Assist/TO Ratio	5	3	8
Had Multiple Dunks	-	-	-



## CAREER STATS

	GP-GS	Min	Avg	FG-A	Pct	3FG-A	Pct	FT-A	Pct	Off-Def-Rebs	Avg	PF-FO	Ast	TO	Blk	Stl	Pts	Avg
2016-17	10-6	160	16.0	17-30	.567	0-0	.000	13-20	.650	14-32-46	4.6	23-0	10	8	9	11	47	4.7
2017-18	13-0	138	10.6	7-21	.333	0-0	.000	12-16	.750	11-15-26	2.0	19-0	10	12	5	13	26	2.0
<b>TOTAL</b>	<b>23-6</b>	<b>298</b>	<b>13.0</b>	<b>24-51</b>	<b>.471</b>	<b>0-0</b>	<b>.000</b>	<b>25-36</b>	<b>.694</b>	<b>25-47-72</b>	<b>3.1</b>	<b>42-0</b>	<b>20</b>	<b>20</b>	<b>14</b>	<b>24</b>	<b>73</b>	<b>3.2</b>

# 13 JALEN JOHNSON

RS-FR Guard | 6-7 | 190 | Recreation and Sport Management  
Durham, N.C. | Wesleyan Christian Academy



## @The\_Jalen\_

- Has appeared in four games this season
- Made his long-awaited Big Orange debut in UT's season-opening win over Presbyterian (11/10), logging two points, two rebounds and an assist in eight minutes off the bench
- Did not play in either of UT's exhibition games
- Redshirted last season and then underwent a procedure in July to address a chronic stress fracture in his left shin
- Accurate shooter along the perimeter who also boasts elite athleticism and jumping ability
- Has demonstrated a knack for using his length and leaping ability to close out on shooters and block perimeter shots
- One of three left-handers on the team (along with John Fulkerson and Yves Pons)
- Both his parents were Division I track athletes (mother, Nikki Berry, at UNC; father, Brian Johnson, at ECU).
- One of two North Carolina natives on this year's team, along with sophomore Grant Williams (Charlotte)

## SEASON/CAREER HIGHS

### Points

Season 2 vs. Presbyterian (11/10/17)  
Career Same

### Rebounds

Season 2 vs. Presbyterian (11/10/17)  
Career Same

### Assists

Season 1 vs. Presbyterian (11/10/17)  
Career Same

### Blocks

Season 1 vs. Mercer (11/29/17)  
Career Same

### Steals

Season -  
Career -

### Minutes

Season 8 vs. Presbyterian (11/10/17)  
Career Same

### Field Goals Made

Season 1 vs. Presbyterian (11/10/17)  
Career Same

### Field Goals Attempted

Season 2 vs. Presbyterian (11/10/17)  
Career Same

### 3-Pt. Field Goals Made

Season -  
Career -

### 3-Pt. Field Goals Attempted

Season 1 vs. Presbyterian (11/10/17)  
Career Same

### Free Throws Made

Season 1 vs. Mercer (11/29/17)  
Career Same

### Free Throws Attempted

Season 2 vs. Mercer (11/29/17)  
Career Same

## 2017-18 GAME-BY-GAME STATS

OPPONENT	DATE	St	MIN	FG-FGA	PCT	3FG-FGA	PCT	FT-FTA	PCT	OFF DEF TOT	PF	A	T/O	BLK	STL	PTS
Presbyterian	11/10/17		8	1-2	.500	0-1	.000	0-0	.000	2 0 2	0	1	0	0	0	2
High Point	11/14/17		5	0-1	.000	0-0	.000	0-0	.000	0 0 0	0	0	0	0	0	0
vs. Purdue	11/22/17															
vs. Villanova	11/23/17															
vs. NC State	11/24/17															
Mercer	11/29/17		4	0-0	.000	0-0	.000	1-2	.500	1 0 1	0	0	1	1	0	1
at Georgia Tech	12/3/17															
Lipscomb	12/9/17															
North Carolina	12/17/17															
Furman	12/20/17															
at Wake Forest	12/23/17		1	0-0	.000	0-0	.000	0-0	.000	0 0 0	0	0	0	0	0	0
at Arkansas	12/30/17															
Auburn	1/2/18															
Kentucky	1/6/18															
at Vanderbilt	1/9/18															
Texas A&M	1/13/18															
at Missouri	1/17/18															
at South Carolina	1/20/18															
Vanderbilt	1/23/18															
at Iowa State	1/27/18															
LSU	1/31/18															
Ole Miss	2/3/18															
at Kentucky	2/6/18															
at Alabama	2/10/18															
South Carolina	2/13/18															
at Georgia	2/17/18															
Florida	2/21/18															
at Ole Miss	2/24/18															
at Mississippi State	2/27/18															
Georgia	3/3/18															

## PRODUCTION TRACKER

	This Season
Scored 5+ Points	-
Scored 10+ Points	-
Had Multiple Assists	-
Led the Vols in Assists	-
Had Multiple Steals	-
Had 3+ Steals	-
Led the Vols in Steals	-
Had Multiple Blocks	-
Made Multiple 3-Pointers	-
Had a Positive Assist/TO Ratio	1
Had Multiple Dunks	-



## CAREER STATS

	GP-GS	Min	Avg	FG-A	Pct	3FG-A	Pct	FT-A	Pct	Off-Def-Rebs	Avg	PF-FO	Ast	TO	Blk	Stl	Pts	Avg	
2016-17																			
2017-18	4-0	18	4.5	1-3	.333	0-1	.000	1-2	.500	3-0-3	0.8	0-0	1	1	1	0	3	0.8	
<b>TOTAL</b>	<b>4-0</b>	<b>18</b>	<b>4.5</b>	<b>1-3</b>	<b>.333</b>	<b>0-1</b>	<b>.000</b>	<b>1-2</b>	<b>.500</b>	<b>3-0-3</b>	<b>0.8</b>	<b>0-0</b>	<b>1</b>	<b>1</b>	<b>1</b>	<b>0</b>	<b>3</b>	<b>0.8</b>	

# 33 ZACH KENT

FR Forward | 6-10 | 224 | Communication Studies  
Magnolia, Del. | Blair Academy



- Has appeared in two games this season
- Posted a fall GPA higher than 3.0 and thus earned the right to wear the VOLScholar patch on his jersey
- Made his collegiate debut in the season-opening victory over Presbyterian (11/10), logging four points and two rebounds in 10 minutes of action
- Had four points and an assist in eight minutes off the bench in UT's exhibition win over Carson-Newman (11/2)
- Barnes has said publicly that Kent may have improved more than any player on the roster during the preseason
- Has great touch for a player his size and is comfortable shooting from the perimeter
- Kent was one of four Blair Academy seniors who signed Division I NLLs; the school has produced several high-profile basketball alums, including Luol Deng, Charlie Villanueva and Royal Ivey, who played for Barnes at Texas before embarking on a career in the NBA
- He is the first Delaware native ever to suit up for the Vols
- Enjoys photography as a hobby

## SEASON/CAREER HIGHS

### Points

Season 4 vs. Presbyterian (11/10/17)  
Career Same

### Rebounds

Season 2 vs. Presbyterian (11/10/17)  
Career Same

### Assists

Season -  
Career -

### Blocks

Season -  
Career -

### Steals

Season -  
Career -

### Minutes

Season 10 vs. Presbyterian (11/10/17)  
Career Same

### Field Goals Made

Season 2 vs. Presbyterian (11/10/17)  
Career Same

### Field Goals Attempted

Season 5 vs. Presbyterian (11/10/17)  
Career Same

### 3-Pt. Field Goals Made

Season -  
Career -

### 3-Pt. Field Goals Attempted

Season 1 vs. Presbyterian (11/10/17)  
Career Same

### Free Throws Made

Season -  
Career -

### Free Throws Attempted


Season -  
Career -

## 2017-18 GAME-BY-GAME STATS

OPPONENT	DATE	St	MIN	FG-FGA	PCT	3FG-FGA	PCT	FT-FTA	PCT	OFF DEF TOT	PF	A	T/O	BLK	STL	PTS
Presbyterian	11/10/17		10	2-5	.400	0-1	.000	0-0	.000	0 2 2	1	0	0	0	0	4
High Point	11/14/17		3	0-1	.000	0-0	.000	0-0	.000	1 0 1	0	0	0	0	0	0
vs. Purdue	11/22/17															
vs. Villanova	11/23/17															
vs. NC State	11/24/17															
Mercer	11/29/17															
at Georgia Tech	12/3/17															
Lipscomb	12/9/17															
North Carolina	12/17/17															
Furman	12/20/17															
at Wake Forest	12/23/17															
at Arkansas	12/30/17															
Auburn	1/2/18															
Kentucky	1/6/18															
at Vanderbilt	1/9/18															
Texas A&M	1/13/18															
at Missouri	1/17/18															
at South Carolina	1/20/18															
Vanderbilt	1/23/18															
at Iowa State	1/27/18															
LSU	1/31/18															
Ole Miss	2/3/18															
at Kentucky	2/6/18															
at Alabama	2/10/18															
South Carolina	2/13/18															
at Georgia	2/17/18															
Florida	2/21/18															
at Ole Miss	2/24/18															
at Mississippi State	2/27/18															
Georgia	3/3/18															

## PRODUCTION TRACKER

	This Season
Scored 5+ Points	-
Scored 10+ Points	-
Had 5+ Rebounds	-
Had 10+ Rebounds	-
Had Multiple Blocks	-
Led the Vols in Blocks	-
Had 3+ Assists	-
Made Multiple 3-Pointers	-
Had a Positive Assist/TO Ratio	-
Had Multiple Dunks	-



## CAREER STATS

	GP-GS	Min	Avg	FG-A	Pct	3FG-A	Pct	FT-A	Pct	Off-Def-Rebs	Avg	PF-FO	Ast	TO	Blk	Stl	Pts	Avg
2017-18	2-0	13	6.5	2-6	.333	0-1	.000	0-0	.000	1-2-3	1.5	1-0	0	0	0	0	4	2.0

# 35 YVES PONS

FR Forward | 6-5 | 203 | Economics  
Fuveau, France | INSEP Academy



## @PonsYves

Name pronounced: EEV POHNS

- Posted a fall GPA higher than 3.0 and thus earned the right to wear the VOLScholar patch on his jersey
- Scored four points on a pair of dunks, including an alley-oop, to go along with two steals and a block in UT's win vs. Mercer (11/29)
- Logged a rebound, an assist and a highlight-reel block in UT's exhibition win over Carson-Newman (11/2)
- Arguably the most athletically gifted player on Tennessee's roster
- One of eight players named by Evan Daniels as the "best international newcomers in college basketball"
- Never took part in an organized weightlifting or strength training program before enrolling at UT
- One of three left-handers on the team (along with John Fulkerson and Jalen Johnson)
- Was born in Port-au-Prince, Haiti, and moved to France after being adopted at an early age (4-years-old)
- Attended the INSEP (National Institute of Sport and Physical Education) Academy in Paris; other notable INSEP basketball alums include Boris Diaw, Tony Parker and Ronny Turiaf
- Is a skilled saxophone player and also enjoys photography as a hobby
- He is Tennessee's first-ever men's basketball player from France and just the eighth international player in program history

## SEASON/CAREER HIGHS

### Points

Season 4 vs. Mercer (11/29/17)  
Career Same

### Rebounds

Season 1 vs. NC State (11/24/17)  
Career Same

### Assists

Season -  
Career -

### Blocks

Season 1 vs. Mercer (11/29/17)  
Career Same

### Steals

Season 2 vs. Mercer (11/29/17)  
Career Same

### Minutes

Season 6 vs. Mercer (11/29/17)  
Career Same

### Field Goals Made

Season 2 vs. Mercer (11/29/17)  
Career Same

### Field Goals Attempted

Season 2 vs. Mercer (11/29/17)  
Career Same

### 3-Pt. Field Goals Made

Season -  
Career -

### 3-Pt. Field Goals Attempted

Season -  
Career -

### Free Throws Made

Season -  
Career -

### Free Throws Attempted

Season -  
Career -

## 2017-18 GAME-BY-GAME STATS

OPPONENT	DATE	St	MIN	FG-FGA	PCT	3FG-FGA	PCT	FT-FTA	PCT	OFF DEF TOT	PF	A	T/O	BLK	STL	PTS
Presbyterian	11/10/17	4	0-1	.000	0-0	.000	0-0	.000	0 0 0	1 0 0	0 0	0 0	0 0	0 0	0 0	0
High Point	11/14/17							DNP								
vs. Purdue	11/22/17	1	0-0	.000	0-0	.000	0-0	.000	0 0 0	0 0 0	0 0	0 0	0 0	0 0	0 0	0
vs. Villanova	11/23/17							DNP								
vs. NC State	11/24/17	2	0-1	.000	0-0	.000	0-0	.000	1 0 1	0 0 1	0 0	0 0	0 0	0 0	0 0	0
Mercer	11/29/17	6	2-2	1.000	0-0	.000	0-0	.000	0 0 0	1 0 1	1 0	1 1	1 2	2 4		4
at Georgia Tech	12/3/17							DNP								
Lipscomb	12/9/17	3	0-0	.000	0-0	.000	0-0	.000	0 0 0	1 0 0	1 0	0 0	0 0	0 0	0 0	0
North Carolina	12/17/17							DNP								
Furman	12/20/17							DNP								
at Wake Forest	12/23/17	2	0-0	.000	0-0	.000	0-0	.000	0 0 0	0 0 0	0 0	0 0	0 0	0 0	0 0	0
at Arkansas	12/30/17							DNP								
Auburn	1/2/18							DNP								
Kentucky	1/6/18															
at Vanderbilt	1/9/18															
Texas A&M	1/13/18															
at Missouri	1/17/18															
at South Carolina	1/20/18															
Vanderbilt	1/23/18															
at Iowa State	1/27/18															
LSU	1/31/18															
Ole Miss	2/3/18															
at Kentucky	2/6/18															
at Alabama	2/10/18															
South Carolina	2/13/18															
at Georgia	2/17/18															
Florida	2/21/18															
at Ole Miss	2/24/18															
at Mississippi State	2/27/18															
Georgia	3/3/18															

## PRODUCTION TRACKER

	This Season
Scored 5+ Points	-
Scored 10+ Points	-
Had 5+ Rebounds	-
Had Multiple Blocks	-
Led the Vols in Blocks	-
Made Multiple 3-Pointers	-
Had Multiple Steals	1
Led the Vols in Steals	1
Had a Positive Assist/TO Ratio	-
Had Multiple Dunks	1
Took Multiple Charges	-



	GP-GS	Min	Avg	FG-A	Pct	3FG-A	Pct	FT-A	Pct	Off-Def-Rebs	Avg	PF-FO	Ast	TO	Blk	Stl	Pts	Avg
2017-18	6-0	18	3.0	2-4	.500	0-0	.000	0-0	.000	1-0-1	0.2	3-0	0	1	1	2	4	0.7

# 5 ADMIRAL SCHOFIELD

JR Forward | 6-5 | 238 | Africana Studies  
Zion, Ill. | Zion-Benton Township HS



## @admiralelite15

- After playing primarily in the post as an underclassman, he is logging major minutes at the No. 3 spot this season
- Has led the Vols in rebounding in three of the last four games, averaging 8.0 rpg during that span
- **He has made multiple 3-pointers in nine of Tennessee's 13 games this season**
- Tallied 16 points behind a career-high four treys to go along with seven boards at Arkansas (12/30)
- Finished with 14 points and six rebounds to help the Vols to a road win over Wake Forest (12/23)
- Turned in his first double-double of the season with 12 points and a career-high 13 rebounds vs. Furman (12/20)
- Led the Vols with a career-high-tying 22 points in the season-opening win over Presbyterian (11/10)
- Was selected to take part in UT's year-long "VOLeaders Academy" program, which culminated with a service trip to Vietnam last summer
- From a military family, he was born in London (same hospital as Princes William and Harry)
- His older brother, O'Brien Schofield, played college football at Wisconsin before playing seven seasons in the NFL; O'Brien was a member of Seattle's 2014 Super Bowl XLVII championship team
- Also has a younger brother, General (13), who is a standout baseball player
- Taught himself to play guitar by watching YouTube videos

## SEASON/CAREER HIGHS

### Points

Season 22 vs. Presbyterian (11/10/17)  
Career 22 (2x), last vs. Presbyterian (11/10/17)

### Rebounds

Season 13 vs. Furman (12/20/17)  
Career Same

### Assists

Season 3 vs. Furman (12/20/17)  
Career 4 vs. Ole Miss (3/5/16)

### Blocks

Season 1 (2x), last vs. Lipscomb (12/9/17)  
Career 2 (2x), last at Ole Miss (1/17/17)

### Steals

Season 2 (4x), last vs. Furman (12/20/17)  
Career 3 vs. Georgia (3/9/17)

### Minutes

Season 34 vs. Purdue (11/22/17)  
Career 35 (2x), last at South Carolina (2/25/17)

### Field Goals Made

Season 8 vs. Presbyterian (11/10/17)  
Career 9 at Auburn (1/2/16)

### Field Goals Attempted

Season 13 (3x), last vs. North Carolina (12/17/17)  
Career 19 at Auburn (1/2/16)

### 3-Pt. Field Goals Made

Season 4 at Arkansas (12/30/17)  
Career Same

### 3-Pt. Field Goals Attempted

Season 6 (2x), last at Arkansas (12/30/17)  
Career 7 at Alabama (1/26/16)

### Free Throws Made

Season 6 vs. Auburn (1/2/18)  
Career 7 vs. Missouri (2/18/17)

### Free Throws Attempted

Season 7 vs. Auburn (1/2/18)  
Career 10 vs. Missouri (2/18/17)

## 2017-18 GAME-BY-GAME STATS

OPPONENT	DATE	St	MIN	FG-FGA	PCT	3FG-FGA	PCT	FT-FTA	PCT	OFF DEF TOT	PF	A	T/O	BLK	STL	PTS
Presbyterian	11/10/17	f	20	8-12	.667	2-3	.667	4-5	.800	1 4 5	0	1	1	0	2	22
High Point	11/14/17	f	20	4-7	.571	2-4	.500	4-4	1.000	0 6 6	3	2	2	0	0	14
vs. Purdue	11/22/17	f	34	4-13	.307	1-5	.200	1-1	1.000	3 4 7	4	1	0	1	2	10
vs. Villanova	11/23/17	f	25	6-13	.462	2-5	.400	2-3	.667	1 2 3	3	1	0	0	2	16
vs. NC State	11/24/17	f	22	0-6	.000	0-2	.000	0-0	.000	1 0 1	5	1	2	0	1	0
Mercer	11/29/17	f	17	4-6	.667	2-2	1.000	0-0	.000	2 1 3	3	0	3	1	0	10
at Georgia Tech	12/3/17	f	21	2-8	.250	2-4	.500	4-4	1.000	1 4 5	4	2	5	0	0	10
Lipscomb	12/9/17	f	28	5-9	.556	2-4	.500	1-3	.333	0 6 6	2	1	2	1	0	13
North Carolina	12/17/17	f	26	3-13	.231	2-6	.333	2-2	1.000	1 1 2	4	0	3	0	0	10
Furman	12/20/17	f	26	5-12	.417	1-4	.250	1-2	.500	2 11 13	3	3	3	0	2	12
at Wake Forest	12/23/17	f	26	6-9	.667	2-3	.667	0-2	.000	2 4 6	2	1	2	0	1	14
at Arkansas	12/30/17	f	27	4-10	.400	4-6	.667	4-4	1.000	0 7 7	5	1	2	0	0	16
Auburn	1/2/18	f	29	3-10	.300	1-5	.200	6-7	.857	3 3 6	5	2	3	1	1	13
Kentucky	1/6/18															
at Vanderbilt	1/9/18															
Texas A&M	1/13/18															
at Missouri	1/17/18															
at South Carolina	1/20/18															
Vanderbilt	1/23/18															
at Iowa State	1/27/18															
LSU	1/31/18															
Ole Miss	2/3/18															
at Kentucky	2/6/18															
at Alabama	2/10/18															
South Carolina	2/13/18															
at Georgia	2/17/18															
Florida	2/21/18															
at Ole Miss	2/24/18															
at Mississippi State	2/27/18															
Georgia	3/3/18															

## PRODUCTION TRACKER

	Last Season	This Season	Career
Scored 10+ Points	9	12	34
Scored 15+ Points	7	3	15
Scored 20+ Points	-	1	2
Led the Vols in Scoring	3	1	4
Had 5+ Rebounds	12	9	32
Led the Vols in Rebounds	4	3	10
Had a Double-Double	1	1	2
Had Multiple Blocks	1	-	2
Led the Vols in Blocks	1	2	5
Made Multiple 3-Pointers	3	9	18
Had Multiple Dunks	1	-	1
Drew Multiple Charges	-	-	1



## CAREER STATS

	GP-GS	Min	Avg	FG-A	Pct	3FG-A	Pct	FT-A	Pct	Off-Def-Rebs	Avg	PF-FO	Ast	TO	Blk	Stl	Pts	Avg
2015-16	32-22	598	18.7	92-207	.444	25-83	.301	35-39	.897	43-86-129	4.0	88-2	29	22	10	12	244	7.6
2016-17	28-1	533	19.0	78-172	.453	21-54	.389	53-68	.779	26-98-124	4.4	65-2	21	32	5	9	230	8.2
2017-18	13-12	321	24.7	54-128	.422	23-53	.434	29-37	.784	17-53-70	5.4	43-3	16	28	4	11	160	12.3
<b>TOTAL</b>	<b>73-35</b>	<b>1452</b>	<b>19.9</b>	<b>224-507</b>	<b>.442</b>	<b>69-190</b>	<b>.363</b>	<b>117-144</b>	<b>.813</b>	<b>86-237-323</b>	<b>4.4</b>	<b>196-7</b>	<b>66</b>	<b>82</b>	<b>19</b>	<b>32</b>	<b>634</b>	<b>8.7</b>



# 1 LAMONTÉ TURNER

**RS-So.** Guard | 6-1 | 183 | Communication Studies  
 Florence, Ala. | IMG Academy (Fla.)



@LTurn1

First name pronounced: luh-MAHN-tay

- **53 percent of his career field goals have been made from beyond the 3-point line**
- Has notched UT's two highest scoring efforts this season (24 at Georgia Tech & 25 vs. Auburn) while coming off the bench
- **Since 1:08 left in overtime at Arkansas (12/30), Turner has scored 33 points in 22 minutes of action**
- Dropped a career-high 25 points behind a perfect 13-for-13 performance from the charity stripe vs. Auburn (1/2)
- Exploded for eight points on 3-of-4 shooting during the overtime period at Arkansas (12/30)
- Was clutch in Vols' win at Georgia Tech (12/3), posting 13 points during the final 6:25 of play to prevent UT's offense from going stagnant and tying his then-career-high with 24 points on 6-of-12 shooting from the floor
- Totaled 17 points behind four 3-pointers in win vs. #18 Purdue (11/22), including a clutch trey with 5.1 seconds remaining in regulation to tie the game and force overtime
- Had the second-highest scoring average on the team during Tennessee's three-game European exhibition tour in August, averaging 14.0 points per game
- Knocked down seven threes against Presbyterian last season, tied for the fifth-most in a game in UT history

## SEASON/CAREER HIGHS

### Points

Season 25 vs. Auburn (1/2/18)  
 Career Same

### Rebounds

Season 9 vs. North Carolina (12/17/17)  
 Career Same

### Assists

Season 5 vs. Villanova (11/23/17)  
 Career 6 vs. Mississippi State (1/21/17)

### Blocks

Season 1 (2x), vs. Villanova (11/23/17)  
 Career 1 (8x), last vs. Villanova (11/23/17)

### Steals

Season 2 (2x), last vs. Furman (12/20/17)  
 Career 3 (2x), last vs. South Carolina (1/11/17)

### Minutes

Season 33 vs. Purdue (11/22/17)  
 Career Same

### Field Goals Made

Season 6 (3x), last at Georgia Tech (12/3/17)  
 Career 8 vs. Presbyterian (12/6/16)

### Field Goals Attempted

Season 12 (2x), last at Georgia Tech (12/3/17)  
 Career 15 at Ole Miss (1/17/17)

### 3-Pt. Field Goals Made

Season 4 (2x), last vs. Purdue (11/22/17)  
 Career 7 vs. Presbyterian (12/6/16)

### 3-Pt. Field Goals Attempted

Season 8 (2x), last at Georgia Tech (12/3/17)  
 Career 11 vs. Presbyterian (12/6/16)

### Free Throws Made

Season 13 vs. Auburn (1/2/18)  
 Career Same

### Free Throws Attempted

Season 13 vs. Auburn (1/2/18)  
 Career Same

## 2017-18 GAME-BY-GAME STATS

OPPONENT	DATE	St	MIN	FG-FGA	PCT	3FG-FGA	PCT	FT-FTA	PCT	OFF DEF TOT	PF	A	T/O	BLK	STL	PTS
Presbyterian	11/10/17	15	0-2	.000	0-2	.000	0-0	.000	1	2	3	1	2	1	0	0
High Point	11/14/17	17	6-11	.545	4-7	.571	0-0	.000	0	0	0	3	1	2	1	0
vs. Purdue	11/22/17	33	6-12	.500	4-8	.500	1-1	1.000	2	3	5	1	2	2	0	17
vs. Villanova	11/23/17	29	1-9	.111	0-3	.000	2-3	.667	1	1	2	3	5	5	1	2
vs. NC State	11/24/17	21	1-4	.250	1-2	.500	2-2	1.000	0	2	2	3	2	5	0	1
Mercer	11/29/17	17	3-5	.600	3-5	.600	0-0	.000	0	1	1	3	2	0	0	9
at Georgia Tech	12/3/17	28	6-12	.500	3-8	.375	9-9	1.000	0	3	3	2	2	0	0	24
Lipscomb	12/9/17	22	3-10	.300	0-3	.000	1-2	.500	1	2	3	3	3	2	0	7
North Carolina	12/17/17	24	1-8	.125	0-5	.000	0-1	.000	2	7	9	0	1	2	0	2
Furman	12/20/17	17	2-9	.222	0-4	.000	0-0	.000	1	6	7	1	2	2	0	2
at Wake Forest	12/23/17	26	2-10	.200	1-7	.143	0-0	.000	1	4	5	3	2	1	0	1
at Arkansas	12/30/17	21	4-9	.444	2-6	.333	0-0	.000	0	2	2	2	2	1	0	10
Auburn	1/2/18	21	5-8	.625	2-4	.500	13-13	1.000	2	2	4	5	1	1	0	25
Kentucky	1/6/18															
at Vanderbilt	1/9/18															
Texas A&M	1/13/18															
at Missouri	1/17/18															
at South Carolina	1/20/18															
Vanderbilt	1/23/18															
at Iowa State	1/27/18															
LSU	1/31/18															
Ole Miss	2/3/18															
at Kentucky	2/6/18															
at Alabama	2/10/18															
South Carolina	2/13/18															
at Georgia	2/17/18															
Florida	2/21/18															
at Ole Miss	2/24/18															
at Mississippi State	2/27/18															
Georgia	3/3/18															

## PRODUCTION TRACKER

	Last Season	This Season	Career
Scored 10+ Points	11	5	16
Scored 15+ Points	4	4	8
Scored 20+ Points	1	2	3
Led the Vols in Scoring	3	3	6
Had 5+ Assists	5	1	6
Led the Vols in Assists	11	1	12
Had a Double-Double	-	-	-
Had Multiple Steals	4	2	6
Had 3+ Steals	2	-	2
Led the Vols in Steals	5	3	8
Made Multiple 3-Pointers	10	6	16
Had a Positive Assist/TO Ratio	18	5	23



## CAREER STATS

	GP-GS	Min	Avg	FG-A	Pct	3FG-A	Pct	FT-A	Pct	Off-Def-Rebs	Avg	PF-FO	Ast	TO	Blk	Stl	Pts	Avg
2015-16										REDSHIRT								
2016-17	32-6	663	20.7	76-214	.355	41-125	.328	70-91	.769	10-71-81	2.5	67-0	86	55	6	19	263	8.2
2017-18	13-0	291	22.4	40-109	.367	20-64	.313	28-31	.903	11-35-46	3.5	30-1	27	24	2	8	128	9.8
<b>TOTAL</b>	<b>45-6</b>	<b>954</b>	<b>21.2</b>	<b>116-323</b>	<b>.359</b>	<b>61-189</b>	<b>.323</b>	<b>98-122</b>	<b>.803</b>	<b>21-106-127</b>	<b>2.8</b>	<b>97-1</b>	<b>113</b>	<b>79</b>	<b>8</b>	<b>27</b>	<b>391</b>	<b>8.7</b>

# 15 DERRICK WALKER JR.

FR Forward | 6-8 | 238 | Communication Studies  
Kansas City, Mo. | Sunrise Christian Academy



## @derric\_k

- Posted a fall GPA higher than 3.0 and thus earned the right to wear the VOLScholar patch on his jersey
- Totaled three points, three rebounds and two assists in 11 minutes off the bench at Wake Forest (12/23)
- Saw a season-high 14 minutes of action in Tennessee's win at Georgia Tech (12/3)
- Played 10 minutes off the bench in the season-opening win over Presbyterian (11/10), which marked his collegiate debut; he finished with five points
- Was one of Tennessee's top performers during the team's three-game European exhibition tour in August, averaging 13.0 points and 8.0 rebounds per game
- Played his AAU ball for MoKan Elite on the Nike EYBL circuit during the summer of 2016, helping that squad win the prestigious Nike Peach Jam championship in July; was teammates with Missouri freshman Michael Porter Jr. and Oklahoma freshman Trae Young
- On track to become the first Missouri native ever to letter for the Vols
- He also played football (wide receiver) his first three years of high school

## SEASON/CAREER HIGHS

### Points

Season 5 vs. Presbyterian (11/10/17)  
Career Same

### Rebounds

Season 5 vs. High Point (11/14/17)  
Career Same

### Assists

Season 2 at Wake Forest (12/23/17)  
Career Same

### Blocks

Season 1 (4x), last at Georgia Tech (12/3/17)  
Career Same

### Steals

Season 1 vs. Presbyterian (11/10/17)  
Career Same

### Minutes

Season 14 at Georgia Tech (12/3/17)  
Career Same

### Field Goals Made

Season 2 vs. Presbyterian (11/10/17)  
Career Same

### Field Goals Attempted

Season 3 (2x), last vs. Purdue (11/22/17)  
Career Same

### 3-Pt. Field Goals Made

Season -  
Career -

### 3-Pt. Field Goals Attempted

Season -  
Career -

### Free Throws Made

Season 1 (2x), last at Wake Forest (12/23/17)  
Career Same

### Free Throws Attempted

Season 2 (2x), last at Wake Forest (12/23/17)  
Career Same

## 2017-18 GAME-BY-GAME STATS

OPPONENT	DATE	St	MIN	FG-FGA	PCT	3FG-FGA	PCT	FT-FTA	PCT	OFF DEF TOT	PF	A	T/O	BLK	STL	PTS	
Presbyterian	11/10/17	10	2-3	.667	0-0	.000	1-2	.500	1	0	1	3	0	2	0	1	5
High Point	11/14/17	9	0-2	.000	0-0	.000	0-1	.000	2	3	5	0	1	1	1	0	0
vs. Purdue	11/22/17	9	1-3	.333	0-0	.000	0-0	.000	1	1	2	3	0	1	1	0	2
vs. Villanova	11/23/17	4	0-0	.000	0-0	.000	0-0	.000	0	1	1	2	0	0	0	0	0
vs. NC State	11/24/17	9	1-2	.500	0-0	.000	0-0	.000	1	1	2	3	0	1	1	0	2
Mercer	11/29/17	8	1-1	1.000	0-0	.000	0-0	.000	0	2	2	2	0	0	0	0	2
at Georgia Tech	12/3/17	14	1-2	.500	0-0	.000	0-0	.000	2	1	3	2	0	1	1	0	2
Lipscomb	12/9/17	6	0-0	.000	0-0	.000	0-0	.000	0	2	2	1	0	0	0	0	0
North Carolina	12/17/17	6	0-0	.000	0-0	.000	0-0	.000	1	1	2	0	0	0	0	0	0
Furman	12/20/17	2	0-0	.000	0-0	.000	0-0	.000	0	0	0	0	0	0	0	0	0
at Wake Forest	12/23/17	11	1-2	.500	0-0	.000	1-2	.500	1	2	3	3	2	2	0	0	3
at Arkansas	12/30/17	6	1-1	1.000	0-0	.000	0-0	.000	1	2	3	0	1	1	0	0	2
Auburn	1/2/18	2	0-0	.000	0-0	.000	0-0	.000	0	2	2	0	0	1	0	0	0
Kentucky	1/6/18																
at Vanderbilt	1/9/18																
Texas A&M	1/13/18																
at Missouri	1/17/18																
at South Carolina	1/20/18																
Vanderbilt	1/23/18																
at Iowa State	1/27/18																
LSU	1/31/18																
Ole Miss	2/3/18																
at Kentucky	2/6/18																
at Alabama	2/10/18																
South Carolina	2/13/18																
at Georgia	2/17/18																
Florida	2/21/18																
at Ole Miss	2/24/18																
at Mississippi State	2/27/18																
Georgia	3/3/18																

## PRODUCTION TRACKER

	This Season
Scored 5+ Points	1
Scored 10+ Points	-
Led the Vols in Scoring	-
Had 5+ Rebounds	1
Had 10+ Rebounds	-
Led the Vols in Rebounds	-
Had Multiple Assists	-
Had Multiple Steals	-
Had Multiple Blocks	-
Led the Vols in Blocks	1
Had Multiple Dunks	-
Drew Multiple Charges	-



## CAREER STATS

	GP-GS	Min	Avg	FG-A	Pct	3FG-A	Pct	FT-A	Pct	Off-Def-Rebs	Avg	PF-FO	Ast	TO	Blk	Stl	Pts	Avg
2017-18	13-0	96	7.4	8-16	.500	0-0	.000	2-7	.286	10-18-28	2.2	19-0	4	10	4	1	18	1.4

# 2 GRANT WILLIAMS

SO Forward | 6-7 | 241 | Business Administration  
Charlotte, N.C. | Providence Day School



@GrWill2

Coaches Preseason All-SEC (2nd)

- Team's top scorer/rebounder has started each of UT's last 42 games—the longest active streak on the team
- Has scored in double figures 11 consecutive games, while eclipsing the 20-point margin four times during the stretch
- Tied his season-high for points with 22 to go along with eight boards vs. Auburn (1/2)
- Paced the Vols in scoring (18.7 ppg), assists (3.0 apg) and blocks (2.0 bpg) while ranking second on the squad in rebounding (7.3 rpg) during the Battle 4 Atlantis tournament
- SEC All-Freshman Team performer appeared in all 32 games, earning 29 starts during his freshman season
- His 402 total points last season ranked sixth all-time among Tennessee freshmen, trailing Bernard King (661), Allan Houston (609), Tobias Harris (521), Ernie Grunfeld (453) and Chris Lofton (410)
- His 61 blocked shots last season shattered Tennessee's previous freshman record of 39 (C.J. Black, 1996-97) and ranked as the second-most ever recorded in a single season by a Vol; his 1.9 bpg average ranked third all-time for a single season and easily bested the previous freshman record of 1.41 (C.J. Black, 1996-97)
- Notched two 30-point performances last season, making him just the third Vol in history to record multiple 30-point games as a freshman (Bernard King, Allan Houston)

## SEASON/CAREER HIGHS

### Points

Season 22 (2x), last vs. Auburn (1/2/18)  
Career 30 (2x), last vs. Georgia (2/11/17)

### Rebounds

Season 12 vs. High Point (11/14/17)  
Career 14 at LSU (3/1/17)

### Assists

Season 4 (2x), last vs. Mercer (11/29/17)  
Career 6 vs. Kentucky (1/24/17)

### Blocks

Season 3 (2x), last vs. Lipscomb (12/9/17)  
Career 6 at Texas A&M (12/29/16)

### Steals

Season 2 (2x), last vs. NC State (11/24/17)  
Career 4 at South Carolina (2/25/17)

### Minutes

Season 35 vs. Furman (12/20/17)  
Career Same

### Field Goals Made

Season 9 vs. Villanova (11/23/17)  
Career 10 (2x), last vs. Georgia (2/11/17)

### Field Goals Attempted

Season 18 vs. Purdue (11/22/17)  
Career Same

### 3-Pt. Field Goals Made

Season 2 vs. Purdue (11/22/17)  
Career 2 (2x), last vs. Purdue (11/22/17)

### 3-Pt. Field Goals Attempted

Season 4 vs. Purdue (11/22/17)  
Career 4 (2x), last vs. Purdue (11/22/17)

### Free Throws Made

Season 7 vs. Lipscomb (12/9/17)  
Career 12 vs. Missouri (2/18/17)

### Free Throws Attempted

Season 9 vs. Auburn (1/2/18)  
Career 14 (2x), last vs. Georgia (2/11/17)

## 2017-18 GAME-BY-GAME STATS

OPPONENT	DATE	St	MIN	FG-FGA	PCT	3FG-FGA	PCT	FT-FTA	PCT	OFF DEF TOT	PF	A	T/O	BLK	STL	PTS
Presbyterian	11/10/17	f	21	4-8	.500	0-2	.000	6-8	.750	1 6 7	4	3	1	0	0	14
High Point	11/14/17	f	25	2-9	.222	0-2	.000	4-6	.667	4 8 12	1	2	2	2	2	8
vs. Purdue	11/22/17	f	30	8-18	.444	2-4	.500	4-4	1.000	4 4 8	4	2	2	1	0	22
vs. Villanova	11/23/17	f	33	9-16	.563	0-1	.000	2-3	.667	3 5 8	5	3	2	2	0	20
vs. NC State	11/24/17	f	27	5-12	.417	0-1	.000	4-8	.500	2 4 6	4	4	0	3	2	14
Mercer	11/29/17	f	30	8-15	.533	0-2	.000	5-6	.833	1 2 3	2	4	2	2	1	21
at Georgia Tech	12/3/17	f	24	5-9	.556	0-0	.000	1-2	.500	1 5 6	5	1	3	2	0	11
Lipscomb	12/9/17	f	27	6-11	.545	0-1	.000	7-7	1.000	2 6 8	3	2	4	3	1	19
North Carolina	12/17/17	f	26	7-15	.467	0-0	.000	1-2	.500	1 3 4	4	0	2	2	1	15
Furman	12/20/17	f	35	7-11	.636	0-0	.000	0-1	.000	4 4 8	2	3	3	1	0	14
at Wake Forest	12/23/17	f	23	4-6	.667	1-2	.500	2-3	.667	0 3 3	3	0	2	0	0	11
at Arkansas	12/30/17	f	34	5-13	.385	0-1	.000	2-4	.500	3 3 6	5	1	2	2	1	12
Auburn	1/2/18	f	33	8-15	.533	0-1	.000	6-9	.667	4 4 8	4	0	3	1	0	22
Kentucky	1/6/18															
at Vanderbilt	1/9/18															
Texas A&M	1/13/18															
at Missouri	1/17/18															
at South Carolina	1/20/18															
Vanderbilt	1/23/18															
at Iowa State	1/27/18															
LSU	1/31/18															
Ole Miss	2/3/18															
at Kentucky	2/6/18															
at Alabama	2/10/18															
South Carolina	2/13/18															
at Georgia	2/17/18															
Florida	2/21/18															
at Ole Miss	2/24/18															
at Mississippi State	2/27/18															
Georgia	3/3/18															

## PRODUCTION TRACKER

	Last Season	This Season	Career
Scored 10+ Points	20	12	32
Scored 15+ Points	11	6	17
Led the Vols in Scoring	9	6	15
Had 5+ Rebounds	21	10	31
Had 10+ Rebounds	5	1	6
Led the Vols in Rebounds	12	5	17
Had Multiple Assists	10	8	18
Had Multiple Steals	7	2	9
Had Multiple Blocks	16	8	24
Led the Vols in Blocks	18	7	25
Had Multiple Dunks	-	1	1
Drew Multiple Charges	-	-	-



## CAREER STATS

	GP-GS	Min	Avg	FG-A	Pct	3FG-A	Pct	FT-A	Pct	Off-Def-Rebs	Avg	PF-FO	Ast	TO	Blk	Stl	Pts	Avg
2016-17	32-29	814	25.4	132-262	.504	12-32	.375	126-189	.667	94-95-189	5.9	105-6	36	62	61	26	402	12.6
2017-18	13-13	368	28.3	78-158	.494	3-17	.176	44-63	.698	30-57-87	6.7	46-3	25	28	21	8	203	15.6
<b>TOTAL</b>	<b>45-42</b>	<b>1182</b>	<b>26.3</b>	<b>210-420</b>	<b>.500</b>	<b>15-49</b>	<b>.306</b>	<b>170-252</b>	<b>.675</b>	<b>124-152-276</b>	<b>6.1</b>	<b>151-9</b>	<b>61</b>	<b>90</b>	<b>82</b>	<b>34</b>	<b>605</b>	<b>13.4</b>

# 12 BRAD WOODSON

JR Guard | 6-1 | 180 | Kinesiology  
Murfreesboro, Tenn. | Riverdale HS



## @Bwoodson\_12

- Knows how to play every position on the court (assignments, responsibilities, etc.)
- Has appeared in two games this season
- Logged a career-high 18 minutes at South Carolina as a freshman
- Was named to the 2015-16 First-Year SEC Academic Honor Roll
- Was a 1,000-point scorer at Riverdale High School, where his father, Kevin, was the varsity head coach
- Earned first-team *Murfreesboro Daily News Journal* All-Area Team honors as a high school senior in 2015 after averaging 15.8 points per game
- Also played third base for Riverdale's varsity baseball team, which won district, region and substate championships when he was a junior in 2014 (32 total wins)
- This is his first season wearing No. 12; he wore No. 32 his first two seasons
- Had perfect attendance from kindergarten through high school
- Volunteers as a middle school mentor and Sunday school teacher at his church in Knoxville
- Big fan of the Chicago Cubs

## SEASON/CAREER HIGHS

### Points

Season -  
Career 5 vs. Presbyterian (12/6/16)

### Rebounds

Season -  
Career 3 at South Carolina (2/24/16)

### Assists

Season -  
Career 1 (4x), last vs. Missouri (2/18/17)

### Blocks

Season -  
Career 1 vs. Missouri (2/18/17)

### Steals

Season -  
Career 1 (2x), last vs. Presbyterian (12/6/16)

### Minutes

Season 4 vs. Presbyterian (11/10/17)  
Career 18 at South Carolina (2/24/16)

### Field Goals Made

Season -  
Career 1 (4x), last vs. Missouri (2/18/17)

### Field Goals Attempted

Season -  
Career 5 at South Carolina (2/24/16)

### 3-Pt. Field Goals Made

Season -  
Career 1 (2x), last vs. Presbyterian (12/6/16)

### 3-Pt. Field Goals Attempted

Season -  
Career 5 at South Carolina (2/24/16)

### Free Throws Made

Season -  
Career 2 (2x), last vs. Presbyterian (12/6/16)

### Free Throws Attempted

Season -  
Career 2 (2x), last vs. Presbyterian (12/6/16)

## 2017-18 GAME-BY-GAME STATS

OPPONENT	DATE	St	MIN	FG-FGA	PCT	3FG-FGA	PCT	FT-FTA	PCT	OFF DEF TOT	PF	A	T/O	BLK	STL	PTS
Presbyterian	11/10/17		4	0-0	.000	0-0	.000	0-0	.000	0 0 0	1	0	0	0	0	0
High Point	11/14/17		2	0-2	.000	0-0	.000	0-0	.000	0 0 0	0	0	0	0	0	0
vs. Purdue	11/22/17									DNP						
vs. Villanova	11/23/17									DNP						
vs. NC State	11/24/17									DNP						
Mercer	11/29/17									DNP						
at Georgia Tech	12/3/17									DNP						
Lipscomb	12/9/17									DNP						
North Carolina	12/17/17									DNP						
Furman	12/20/17									DNP						
at Wake Forest	12/23/17									DNP						
at Arkansas	12/30/17									DNP						
Auburn	1/2/18									DNP						
Kentucky	1/6/18															
at Vanderbilt	1/9/18															
Texas A&M	1/13/18															
at Missouri	1/17/18															
at South Carolina	1/20/18															
Vanderbilt	1/23/18															
at Iowa State	1/27/18															
LSU	1/31/18															
Ole Miss	2/3/18															
at Kentucky	2/6/18															
at Alabama	2/10/18															
South Carolina	2/13/18															
at Georgia	2/17/18															
Florida	2/21/18															
at Ole Miss	2/24/18															
at Mississippi State	2/27/18															
Georgia	3/3/18															



## CAREER STATS

	GP-GS	Min	Avg	FG-A	Pct	3FG-A	Pct	FT-A	Pct	Off-Def-Rebs	Avg	PF-FO	Ast	TO	Blk	Stl	Pts	Avg
2015-16	10-0	63	6.3	2-14	.143	1-9	.111	2-2	1.000	3-5-8	0.8	6-0	3	2	0	1	7	0.7
2016-17	4-0	11	2.8	2-7	.286	1-4	.250	2-2	1.000	0-0-0	0.0	1-0	1	0	1	1	7	1.8
2017-18	2-0	6	3.0	0-2	.000	0-2	.000	0-0	.000	0-0-0	0.0	1-0	0	0	0	0	0	0.0
<b>TOTAL</b>	<b>16-0</b>	<b>80</b>	<b>5.0</b>	<b>4-23</b>	<b>.174</b>	<b>2-15</b>	<b>.133</b>	<b>4-4</b>	<b>1.000</b>	<b>3-5-8</b>	<b>0.5</b>	<b>8-0</b>	<b>4</b>	<b>2</b>	<b>1</b>	<b>2</b>	<b>14</b>	<b>0.9</b>

▶ THE LAST TIME

**LAST TIME A TENNESSEE PLAYER...**

**Scored 40 Points:** 43 by Allan Houston vs. LSU (2/10/90)  
**Scored 35 Points:** 36 by Kevin Punter Jr. vs. South Carolina (1/23/16)  
**Scored 30 Points:** 30 by Grant Williams vs. Georgia (2/11/17)  
**Scored 25 Points:** 25 by Lamonté Turner vs. Auburn (1/2/18)

**Scored 30 Or More Points In Back-To-Back Games:**  
 Chris Lofton with 34 vs. Memphis (12/6/06) and 32 vs. Western Kentucky (12/16/06)

**Scored 25 or More Points in Back-To-Back Games:**  
 Kevin Punter Jr. with 26 vs. Vanderbilt (1/20/16) and 36 vs. South Carolina (1/23/16)

**Scored 20 or More Points in Five Consecutive Games:**  
 Seven Games: Kevin Punter Jr. with 24 vs. Gardner-Webb (11/22/15), 26 vs. Army West Point (11/24/15), 24 vs. George Washington (12/27/15), 23 vs. Nebraska (11/28/15), 27 at Butler (12/12/15), 24 vs. Florida Atlantic (12/16/15) and 23 vs. Gonzaga (12/19/15)

**Grabbed 20 Rebounds:** 20 by Jeronne Maymon vs. Memphis (11/22/11)  
**Grabbed 15 Rebounds:** 18 by Jarnell Stokes vs. Mercer (3/23/14)  
**Grabbed 10 Offensive Rebounds:** 10 by Jeronne Maymon vs. NC State (12/18/13)

**Made 15 Field Goals:** 15 (15-19) by Dyron Nix vs. Tennessee Tech (11/25/88)  
**Made 10 Field Goals:** 10 (10-16) by Grant Williams vs. Georgia (2/11/17)

**Attempted 25 Field Goals:** 27 (14-27) by Allan Houston vs. LSU (2/10/90)  
**Attempted 20 Field Goals:** 20 (9-20) by Kevin Punter Jr. vs. Vanderbilt (1/20/16)

**Made 8 3-pointers:** 8 (8-11) by Jordan McRae at Georgia (3/2/13)  
**Made 7 3-pointers:** 7 (7-11) by Lamonté Turner vs. Presbyterian (12/6/16)  
**Made 6 3-pointers:** 7 (7-11) by Lamonté Turner vs. Presbyterian (12/6/16)

**Attempted 15 3-pointers:** 15 (6-15) by Chris Lofton at Vanderbilt (2/26/08)  
**Attempted 10 3-pointers:** 10 (3-10) by Lamonté Turner at Ole Miss (1/17/17)

**Made 15 Free Throws:** 16 (16-17) by Jeronne Maymon vs. Memphis (11/22/11)  
**Made 10 Free Throws:** 13 (13-13) by Lamonté Turner vs. Auburn (1/2/18)

**Attempted 20 Free Throws:** 23 (22-23) by Bill Justus vs. Ohio (3/17/69)  
**Attempted 15 Free Throws:** 15 (14-15) by Kevin Punter Jr. vs. South Carolina (1/23/16)

**Had 15 Assists:** 15 by Fred Jenkins vs. Georgia (2/28/87)  
**Had 10 Assists:** 10 by James Daniel III vs. Mercer (11/29/17)

**Had 6 Steals:** 6 by Josh Richardson vs. Butler (12/14/14)  
**Had 5 Steals:** 5 by Devon Baulkman vs. Vanderbilt (3/10/16)

**Had 5 Blocks:** 6 by Grant Williams at Texas A&M (12/29/16)

**Played Every Minute Of A Game:** 40 minutes by Kevin Punter Jr. at Mississippi State (1/16/16)  
**Converted A 4-Point Play:** Detrick Mostella vs. Kansas (11/28/14)

**Hit A Shot At The Buzzer To Send A Game To Overtime:**  
 Robert Hubbs III hit a driving layup as time expired to tie the game 67-67. Tennessee won 76-73 in overtime at Vanderbilt (2/11/15).

**Hit A Shot In The Closing Seconds To Send A Game To Overtime:** Lamonté Turner made a 3-pointer vs. Purdue with 5.1 seconds left in regulation, tying the game at 63. Tennessee went on to win, 78-75, in overtime (11/22/17)

**Hit A Shot At The Buzzer To Win A Game:** Brian Williams grabbed an offensive rebound off a Tobias Harris missed 3-pointer and sank a four-footer just off the right block at the buzzer to give Tennessee a 59-57 win at Georgia (1/18/11)

**Hit A Closing-Seconds Shot To Win A Game:** Scotty Hopson sank a game-winning field goal with his foot on the 3-point line in UT's 61-60 victory over Florida (1/31/10)

**Scored 20 or more points in a first half:** Jordan McRae (20) vs. South Carolina (2/8/14)

**Scored 20 or more points in a second half:** Lamonté Turner (20 of his 25) vs. Auburn (1/2/18)

**Had A Triple-Double:** Tyler Smith (12 points, 10 rebounds, 10 assists) vs. UNC Asheville (12/3/08)  
*The only triple-double in Tennessee basketball history*

**LAST TIME TENNESSEE...**

**Scored 110 Points:** 124 vs. UNC Asheville (11/17/09)  
**Scored 105 Points:** 105 vs. East Carolina (11/20/09)  
**Scored 100 Points:** 103 vs. Appalachian State (11/15/16)

**Allowed 100 Points:** 105 vs. Texas (12/23/06, OT)

**Scored 60 Points in a Half:** 62 (2nd half) vs. East Carolina (11/20/09)

**Did Not Score 20+ Points in a Half:** 18 (1st half) vs. Vanderbilt (2/22/17)

**Grabbed 55 Rebounds:** 58 vs. UT Martin (11/18/08)  
**Grabbed 50 Rebounds:** 50 vs. Purdue (11/22/17)

**Made 40 Field Goals:** 40 (40-70) vs. East Carolina (11/20/09)

**Attempted 90 Field Goals:** 91 (38-91) vs. LSU (2/10/90)  
**Attempted 80 Field Goals:** 80 (29-80) vs. Purdue (11/22/17)  
**Attempted 70 Field Goals:** 71 (32-71) at Arkansas (12/30/17)

**Made 15 3-pointers:** 16 (16-33) vs. Presbyterian (12/6/16)  
**Made 10 3-pointers:** 11 (11-25) at Arkansas (12/30/17)

**Attempted 35 3-pointers:** 39 (13-39) vs. Chattanooga (1/2/12)  
**Attempted 30 3-pointers:** 33 (16-33) vs. Presbyterian (12/6/16)

**Made 45 Free Throws:** 45 (45-60) vs. George Washington (12/28/00)  
**Made 40 Free Throws:** 45 (45-60) vs. George Washington (12/28/00)

**Attempted 55 Free Throws:** 60 (45-60) vs. George Washington (12/28/00)

**Had 30 Assists:** 30 vs. Tusculum (1/4/14)  
**Had 25 Assists:** 26 vs. Mercer (11/29/17)  
**Had 20 Steals:** 21 vs. North Carolina A&T (12/23/09)  
**Had 15 Steals:** 15 at Vanderbilt (2/22/11)  
**Had 12 Blocks:** 14 vs. Virginia (12/19/00)

**Never trailed in a game:** vs. Mercer (11/29/17)

**Faced a 25-Point Deficit:** Trailed 82-55 in second half at South Carolina (2/25/17); lost 82-55  
**Faced a 20-Point Deficit:** Trailed 82-55 in second half at South Carolina (2/25/17); lost 82-55  
**Faced a 15-Point Deficit:** Trailed 40-24 in second half vs. Alabama (3/4/17); won 59-54

**Overcame a 20-Point Deficit To Win:** Trailed 13-34 in first half, won 84-77 vs. Kentucky (2/2/16)  
**Overcame a 15-Point Deficit To Win:** Trailed 40-24 in second half vs. Alabama (3/4/17); won 59-54  
**Overcame a 10-Point Deficit To Win:** Trailed 27-16 in first half vs. Purdue (11/22/17); won in overtime 78-75

**Overcame a 15-Point Halftime Deficit To Win:** Trailed 35-50 at halftime, won 111-105 in overtime vs. Texas (12/23/06)  
**Overcame a 10-Point Halftime Deficit To Win:** Trailed 36-22 at halftime, won 59-54 in vs. Alabama (3/4/17)

**Did Not Make A 3-Pointer:** 0 (0-8) vs. Duke (11/21/11)  
*Active 3-point streak: 212 games*

**Played a Half Without a Committing a Turnover:** Second half vs. George Washington (11/27/15)

**Had Six Players Score In Double Figures In Same Game:**  
 Robert Hubbs III (16), Lamonté Turner (15), Jordan Bowden (14), Kyle Alexander (13), Grant Williams (13), Shembari Phillips (11) vs. Appalachian State (11/15/16)

**Had Seven Players Score In Double Figures In Same Game:**  
 Vincent Yarbrough (18), Charles Hathaway (12), Harris Walker (12), Marcus Haislip (12), Isiah Victor (11), Tony Harris (11), Terrence Woods (11) vs. East Tennessee State (11/19/00)

**Had Two Players Record Double-Doubles In Same Game:**  
 Jeronne Maymon (11 pts, 11 rebs) and Jarnell Stokes (26 pts, 14 rebs) vs. UMass (3/21/14)

**Tennessee Did Not Have A Player Score in Double Figures:** at Georgetown (11/30/12)

**Opponent Did Not Have A Player Score in Double Figures:** vs. South Carolina (3/14/14)

**Had Three Players Score 20+ Points In Same Game:**  
 Jordan McRae (21), Josh Richardson (20) and Jarnell Stokes (20) vs. Virginia (12/30/13)

**Had Two Players Score 25+ Points In Same Game:** Armani Moore (29) and Kevin Punter Jr. (26) vs. Army West Point (11/24/15)

**Tennessee Player Made SportCenter's Top 10 Plays:**  
 Jordan Bowden vs. Tennessee Tech (12/13/16). Alley-oop from Lamonté Turner on in-bounds play; No. 3 play

**Tennessee Player was Called for a Technical Foul:** Grant Williams vs. Lipscomb (12/9/17)  
**Tennessee Player was Ejected:** Yemi Makanjuola (type-2 flagrant foul) at Vanderbilt (1/24/12)

**Tennessee Head Coach was Called for a Technical Foul:** Bruce Pearl vs. Florida (3/11/11)  
*Games elapsed since: 216*  
**Tennessee Head Coach was Ejected:** Bruce Pearl vs. College of Charleston (12/31/10)

**Opposing Player was Ejected:** Trayvon Reed of Auburn (technical foul and a type-1 flagrant foul, 1/31/15)  
**Opposing Head Coach was Ejected:** Mark Fox of Georgia (2/4/12)

► RESULTS

Record:	Overall	Home	Away	Neutral
All Games	9-4	5-2	2-1	2-1
Conference	0-2	0-1	0-1	0-0
Non-Conference	9-2	5-1	2-0	2-1

Date	Time	Opponent	Score	Attendance	High Points	High Rebounds	High Assists
Nov. 11	7 p.m.	Presbyterian (SEC Network+)	W, 88-53	15,047	22 Admiral Schofield	7 Grant Williams	5 John Fulkerson
Nov. 14	7 p.m.	High Point (SEC Network+)	W, 84-53	12,343	16 Jordan Bone 16 Lamonté Turner	12 Grant Williams	10 James Daniel III
Nov. 22	Noon	1-vs. #18 Purdue (ESPN2)	W, 78-75 (OT)	1,306	22 Grant Williams	11 Kyle Alexander	3 Jordan Bone 3 James Daniel III
Nov. 23	12:31 p.m.	1-vs. #5 Villanova (ESPN)	L, 85-76	2,102	20 Grant Williams	8 Grant Williams	5 Lamonté Turner
Nov. 24	2:30 p.m.	1-vs. NC State (ESPN2)	W, 67-58	1,329	14 Grant Williams	13 Kyle Alexander	4 Grant Williams
Nov. 29	7 p.m.	Mercer (SEC Network+)	W, 84-60	13,642	21 Grant Williams	4 Jordan Bowden 4 John Fulkerson	10 James Daniel III
Dec. 3	6 p.m.	at Georgia Tech (ESPNU)	W, 77-70	6,514	24 Lamonté Turner	11 Kyle Alexander	4 Jordan Bone
Dec. 9	2:15 p.m.	Lipscomb (SEC Network)	W, 81-71	14,051	19 Grant Williams	8 Grant Williams	6 Jordan Bone
Dec. 17	3 p.m.	#7 North Carolina (ESPN)	L, 78-73	21,678	15 Grant Williams	9 Lamonté Turner	4 Jordan Bone
Dec. 20	9 p.m.	Furman (SEC Network)	W, 66-61	13,095	21 Jordan Bowden	13 Admiral Schofield	4 James Daniel III
Dec. 23	12:30 p.m.	at Wake Forest (ESPN2)	W, 79-60	11,362	17 Jordan Bowden	6 Admiral Schofield	5 Jordan Bone
Dec. 30	1 p.m.	at Arkansas* (SEC Network)	L, 95-93 (OT)	18,696	21 Jordan Bone	7 Admiral Schofield	5 Jordan Bone
Jan. 2	7 p.m.	Auburn* (ESPNU)	L, 94-84	14,755	25 Lamonté Turner	8 Grant Williams	3 Jordan Bowden
Jan. 6	9 p.m.	#17 Kentucky* (SEC Network)					
Jan. 9	9 p.m.	at Vanderbilt* (SEC Network)					
Jan. 13	6 p.m.	Texas A&M* (SEC Network)					
Jan. 17	9 p.m.	at Missouri* (SEC Network)					
Jan. 20	6 p.m.	at South Carolina* (ESPN2)					
Jan. 23	7 p.m.	Vanderbilt* (ESPNU)					
Jan. 27	4 p.m.	2-at Iowa State (ESPNU)					
Jan. 31	6:30 p.m.	LSU* (SEC Network)					
Feb. 3	6 p.m.	Ole Miss* (SEC Network)					
Feb. 6	7 p.m.	at Kentucky* (ESPN)					
Feb. 10	6 p.m.	at Alabama* (SEC Network)					
Feb. 13	9 p.m.	South Carolina* (ESPNU)					
Feb. 17	6 p.m.	at Georgia* (SEC Network)					
Feb. 21	9 p.m.	Florida* (ESPN2)					
Feb. 24	1 p.m.	at Ole Miss* (SEC Network)					
Feb. 27	7 p.m.	at Mississippi State* (SEC Network)					
March 3	6 p.m.	Georgia* (SEC Network)					
March 7 or 8		3-TBD					

1-Bad Boy Mowers Battle 4 Atlantis (Paradise Island, Bahamas)

2-Big 12/SEC Challenge presented by Sonic

3-SEC Tournament (Scottrade Center; St. Louis, Mo.)

\* Southeastern Conference Game

Rankings listed are Associated Press

All Times Eastern

► TEAM GAME-BY-GAME STATS

	Date	Result	FG-A	Pct	3FG-A	Pct	FT-A	Pct	Rebounds O-D-Total	PF	Pts	A	TO	Blk	Stl	Min	Pts. at Half
Presbyterian			18-50	.360	8-26	.308	9-14	.643	7-21-28	21	53	12	19	0	3	200	14
at Tennessee	Nov. 10	W, 88-53	33-58	.569	7-15	.467	15-23	.652	10-29-39	20	88	25	8	4	9	200	46
High Point			19-57	.333	7-17	.412	8-17	.471	13-18-31	23	53	9	16	4	7	200	13
at Tennessee	Nov. 14	W, 88-54	27-57	.474	12-27	.444	18-23	.783	16-31-47	20	84	20	17	9	7	200	53
vs. #18 Purdue			22-59	.373	10-27	.370	21-25	.840	10-31-41	16	75	13	18	4	7	225	31
Tennessee	Nov. 22	W, 78-75 OT	29-80	.363	9-23	.391	11-12	.917	20-30-50	23	78	14	15	4	8	225	31
vs. #5 Villanova			23-50	.460	6-17	.353	33-37	.892	12-23-35	24	85	11	17	4	11	200	34
Tennessee	Nov. 23	L, 85-76	29-64	.453	6-20	.300	12-19	.632	16-16-32	28	76	17	15	3	6	200	46
vs. NC State			21-55	.382	3-16	.188	13-22	.591	17-26-43	22	58	9	21	1	9	200	23
Tennessee	Nov. 24	W, 67-58	20-53	.377	8-18	.444	19-28	.679	15-21-36	22	67	14	16	9	13	200	30
Mercer			17-45	.378	7-17	.412	19-26	.731	12-19-31	19	60	10	20	1	2	200	27
at Tennessee	Nov. 29	W, 84-60	30-54	.556	13-25	.520	11-14	.786	6-17-23	23	84	26	11	7	7	200	46
at Georgia Tech			21-54	.389	6-16	.375	22-33	.667	15-21-36	25	70	13	14	1	6	200	29
Tennessee	Dec. 3	W, 77-70	23-53	.434	8-20	.400	23-27	.852	11-24-35	24	77	15	14	7	5	200	35
Lipscomb			25-63	.397	7-20	.350	14-17	.824	10-27-37	23	71	12	15	4	5	200	27
at Tennessee	Dec. 9	W, 81-71	25-59	.424	7-22	.318	24-30	.800	10-29-39	20	81	22	15	9	5	200	40
#7 North Carolina			29-67	.433	6-17	.353	14-19	.737	19-25-44	16	78	17	16	2	4	200	32
at Tennessee	Dec. 17	L, 78-73	25-67	.373	9-25	.360	14-17	.824	18-21-39	23	73	11	13	6	6	200	38
Furman			23-58	.397	7-27	.259	8-10	.800	7-26-33	18	61	10	13	2	9	200	26
at Tennessee	Dec. 20	W, 66-61	23-62	.371	5-20	.250	15-24	.625	17-30-47	13	66	17	10	2	7	200	29
at Wake Forest			20-53	.377	6-17	.353	14-17	.824	13-22-35	21	60	7	20	2	5	200	35
Tennessee	Dec. 23	W, 79-60	29-56	.518	10-23	.435	11-16	.688	6-23-29	22	79	15	17	4	7	200	36
at Arkansas			33-61	.541	8-20	.400	21-33	.636	6-28-34	20	95	9	12	7	4	225	31
Tennessee	Dec. 30	L, 95-93 OT	32-71	.451	11-25	.440	18-26	.692	11-30-41	27	93	17	14	3	5	225	38
Auburn			30-74	.405	9-31	.290	25-29	.862	22-24-46	29	94	17	10	5	9	200	42
at Tennessee	Jan. 2	L, 94-84	24-58	.414	6-21	.286	30-37	.811	14-24-38	25	84	14	15	3	3	200	36
#17 Kentucky																	
at Tennessee	Jan. 6																
at Vanderbilt																	
Tennessee	Jan. 9																
Texas A&M																	
at Tennessee	Jan. 13																
at Missouri																	
Tennessee	Jan. 17																
South Carolina																	
at Tennessee	Jan. 20																
Vanderbilt																	
at Tennessee	Jan. 23																
at Iowa State																	
Tennessee	Jan. 27																
LSU																	
at Tennessee	Jan. 31																
Ole Miss																	
at Tennessee	Feb. 3																
at Kentucky																	
Tennessee	Feb. 6																
at Alabama																	
Tennessee	Feb. 10																
South Carolina																	
at Tennessee	Feb. 13																
at Georgia																	
Tennessee	Feb. 17																
Florida																	
at Tennessee	Feb. 21																
at Ole Miss																	
Tennessee	Feb. 24																
at Mississippi State																	
Tennessee	Feb. 27																
Georgia																	
at Tennessee	March 3																
SEC Tournament																	
Tennessee	March 7 or 8																

Rankings listed are Associated Press

► INDIVIDUAL POINTS-REBOUNDS-ASSISTS

	Kyle Alexander	Jordan Bone	Jordan Bowden	Lucas Campbell	James Daniel III	Chris Darrington	John Fulkerson	Zach Kent	Jalen Johnson	Yves Pons	Admiral Schofield	Lamonté Turner	Derrick Walker	Grant Williams	Brad Woodson
Presbyterian	4-4-0	9-0-4	15-5-2	3-0-2	2-3-2	4-0-3	4-5-5	4-2-0	2-2-1	0-0-0	22-5-1	0-3-2	5-1-0	14-7-3	0-0-0
High Point	3-7-0	16-4-2	8-4-0	0-1-0	4-0-10	7-1-2	8-3-0	0-1-0	0-0-0	INJ	14-6-2	16-0-1	0-5-1	8-12-2	0-0-0
vs. #18 Purdue	13-11-1	4-2-3	4-3-1	DNP	2-0-3	4-2-1	0-0-0	DNP	DNP	0-0-0	10-7-1	17-5-2	2-2-0	22-8-2	DNP
vs. #5 Villanova	4-7-0	4-2-4	9-2-3	DNP	10-1-1	2-1-0	7-1-0	DNP	DNP	INJ	16-3-1	4-2-5	0-1-0	20-8-3	DNP
vs. NC State	8-13-0	13-2-2	10-3-3	DNP	9-2-2	6-0-0	0-2-0	DNP	DNP	0-1-0	0-1-1	5-2-2	2-2-0	14-6-4	DNP
Mercer	1-3-1	2-0-4	18-4-2	DNP	9-2-10	7-0-1	0-4-2	DNP	1-1-0	4-0-0	10-3-0	9-1-2	2-2-0	21-3-4	DNP
at Georgia Tech	7-11-0	6-0-4	10-3-2	DNP	3-0-2	4-0-1	0-1-1	DNP	DNP	DNP	10-5-2	24-3-2	2-3-0	11-6-1	DNP
Lipscomb	6-3-1	5-1-6	8-3-2	DNP	12-4-2	11-3-5	0-1-0	DNP	DNP	0-0-0	13-6-1	7-3-3	0-2-0	19-8-2	DNP
#7 North Carolina	5-4-0	10-4-4	12-3-1	DNP	14-2-3	3-0-1	2-4-1	DNP	DNP	DNP	10-2-0	2-9-1	0-2-0	15-4-0	DNP
Furman	2-4-0	1-0-1	21-6-3	DNP	8-1-4	0-1-1	4-3-0	DNP	DNP	DNP	12-13-3	4-7-2	0-0-0	14-8-3	DNP
at Wake Forest	11-4-3	12-0-5	17-3-1	DNP	3-2-1	2-0-0	1-0-0	DNP	0-0-0	0-0-0	14-6-1	5-5-2	3-3-2	11-3-0	DNP
at Arkansas	4-6-0	21-6-5	7-2-2	DNP	17-2-4	4-1-0	0-2-1	DNP	DNP	DNP	16-7-1	10-2-2	2-3-1	12-6-1	DNP
Auburn	2-6-2	18-2-2	1-6-3	DNP	0-1-2	3-1-2	0-0-0	DNP	DNP	DNP	13-6-2	25-4-1	0-2-0	22-8-0	DNP
#17 Kentucky															
at Vanderbilt															
Texas A&M															
at Missouri															
at South Carolina															
Vanderbilt															
at Iowa State															
LSU															
Ole Miss															
at Kentucky															
at Alabama															
South Carolina															
at Georgia															
Florida															
at Ole Miss															
at Mississippi State															
Georgia															
SEC Tournament															

Rankings listed are Associated Press

GAME-BY-GAME STARTERS

OPPONENT	1	2	3	4	5	OPPONENT	1	2	3	4	5
Presbyterian	Daniel III	Bowden	Schofield	Williams	Alexander	LSU					
High Point	Bone	Bowden	Schofield	Williams	Alexander	Ole Miss					
vs. #18 Purdue	Bone	Bowden	Schofield	Williams	Alexander	at Kentucky					
vs. #5 Villanova	Bone	Bowden	Schofield	Williams	Alexander	at Alabama					
vs. NC State	Bone	Bowden	Schofield	Williams	Alexander	South Carolina					
Mercer	Daniel	Bone	Bowden	Williams	Alexander	at Georgia					
at Georgia Tech	Bone	Bowden	Schofield	Williams	Alexander	Florida					
Lipscomb	Bone	Bowden	Schofield	Williams	Alexander	at Ole Miss					
#7 North Carolina	Bone	Bowden	Schofield	Williams	Alexander	at Mississippi State					
Furman	Bone	Bowden	Schofield	Williams	Alexander	Georgia					
at Wake Forest	Bone	Bowden	Schofield	Williams	Alexander	SEC Tournament					
at Arkansas	Bone	Bowden	Schofield	Williams	Alexander						
Auburn	Bone	Bowden	Schofield	Williams	Alexander						
#17 Kentucky											
at Vanderbilt											
Texas A&M											
at Missouri											
at South Carolina											
Vanderbilt											
at Iowa State											



► HIGHS & LOWS

Individual Category	Tennessee	Opponent
Points	25 by Lamoné Turner vs. Auburn (1/2/18)	33 by Daryl Macon, Arkansas (12/30/17)
Points (Half)	20 (2nd half) by Lamonté Turner, vs. Auburn (1/2/18)	19 (2nd half) by Garrison Mathews, Lipscomb (12/9/17)
Field Goals Made	9 by Grant Williams vs. Villanova (11/23/17)	10 three times, last by Macon and Barford, Arkansas (12/20/17)
Field Goals Attempted	18 by Grant Williams vs. Purdue (11/22/17)	19 by Joel Berry II, North Carolina (12/17/17)
Field Goal Percentage (min. 5 made)	1.000 (5-5) by Jordan Bowden at Wake Forest (12/23/17)	.750 (6-8) by Daniel Gafford, Arkansas (12/30/17)
3-Pointers Made	5 by Jordan Bowden at Wake Forest (12/23/17)	5 by Daryl Macon, Arkansas (12/30/17)
3-Pointers Attempted	9 by James Daniel III vs. Lipscomb (12/9/17)	12 by Bryce Brown, Auburn (1/2/18)
3-Point Percentage (min. 2 made)	1.000 (5-5) by Jordan Bowden at Wake Forest (12/23/17)	1.000 (2-2) Ethan Stair, Mercer (11/29/17)
Free Throws Made	13 by Lamonté Turner vs. Auburn (1/2/18)	10 by Jared Harper, Auburn (1/2/18)
Free Throws Attempted	13 by Lamonté Turner vs. Auburn (1/2/18)	11 by Jared Harper, Auburn (1/2/18)
Free Throw Percentage (min. 3 made)	1.000 (13-13) by Lamonté Turner vs. Auburn (1/2/18)	1.000 (9-9) Jalen Brunson, Villanova (11/23/17)
Offensive Rebounds	7 by Kyle Alexander vs. NC State (11/24/17)	5 by Garrison Brooks, North Carolina (12/17/17)
Defensive Rebounds	11 by Admiral Schofield vs. Furman (12/20/17)	11 by Eli Pepper, Lipscomb (12/9/17)
Total Rebounds	13 by K. Alexander vs. NC State and A. Schofield vs. Furman	15 by Eli Pepper, Lipscomb, 12/9/17)
Assists	10 by James Daniel III vs. Mercer (11/29/17) 10 by James Daniel III vs. High Point (11/14/17)	8 by Theo Pinson, North Carolina (12/17/17)
Blocks	4 by Kyle Alexander twice, last vs. Lipscomb (12/9/17)	5 by Daniel Gafford, Arkansas (12/30/17)
Steals	3 several times, last by Jordan Bowden vs. NC State (11/24/17)	3 several times, last by Andrew Brown, Furman (12/20/17)
Minutes Played	38 by Jordan Bone at Arkansas (12/30/17)	42 by Anton Beard, Arkansas (12/30/17)

Team Category	Tennessee	Opponent
Points	93 at Arkansas (12/30/17)	95 by Arkansas (12/30/17)
Low	66 vs. Furman (12/20/17)	53 by Presbyterian (11/10/17)
Points (Half)	53 (1st half) vs. High Point (11/14/17)	52 (2nd half) by Auburn (1/2/18)
Low	29 (1st half) vs. Furman (12/20/17)	13 (1st half) by High Point (11/14/17)
Field Goals Made	33 vs. Presbyterian (11/10/17)	33 by Arkansas (12/30/17)
Low	20 vs. NC State (11/24/17)	17 by Mercer (11/29/17)
Field Goals Attempted	80 vs. Purdue (11/22/17)	74 by Auburn (1/2/18)
Low	53 at Georgia Tech (12/3/17) and vs. NC State (11/24/17)	45 by Mercer (11/29/17)
Field Goal Percentage	.569 vs. Presbyterian (11/10/17)	.541 (33-61) by Arkansas (12/30/17)
Low	.300 vs. Villanova (11/23/17)	.333 (19-57) by High Point (11/14/17)
3-Pointers Made	13 vs. Mercer (11/29/17)	10 by Purdue (11/22/17)
Low	5 vs. Furman (12/20/17)	3 by NC State (11/24/17)
3-Pointers Attempted	27 vs. High Point (11/14/17)	31 by Auburn (1/2/18)
Low	15 vs. Presbyterian (11/10/17)	16 by Georgia Tech (12/3/17) and NC State (11/24/17)
3-Point Percentage	.520 (13-25) vs. Mercer 11/29/17)	.412 (7-17) by Mercer (11/29/17) and High Point (11/14/17)
Low	.250 vs. Furman (12/20/17)	.188 (3-16) by NC State (11/24/17)
Free Throws Made	30 vs. Auburn (1/2/18)	33 by Villanova (11/23/17)
Low	11 vs. Purdue (11/22/17) and at Wake Forest (12/23/17)	8 by High Point (11/14/17) and Furman (12/20/17)
Free Throws Attempted	37 vs. Auburn (1/2/18)	37 by Villanova (11/23/17)
Low	12 vs. Purdue (11/22/17)	10 by Furman (12/20/17)
Free Throw Percentage	.917 (11-12) vs. Purdue (11/22/17)	.892 (33-37) by Villanova (11/23/17)
Low	.625 vs. Furman (12/20/17)	.471 (8-17) by High Point (11/14/17)
Personal Fouls	27 at Arkansas (12/30/17)	29 by Auburn (1/2/18)
Low	13 vs. Furman (12/20/17)	16 by Purdue (11/22/17) and North Carolina (12/17/17)
Total Rebounds	50 vs. Purdue (11/22/17)	46 by Auburn (1/2/18)
Low	23 vs. Mercer (11/29/17)	28 by Presbyterian (11/10/17)
Offensive Rebounds	20 vs. Purdue (11/22/17)	22 by Auburn (1/2/18)
Low	6 vs. Mercer (11/29/17) and at Wake Forest (12/23/17)	6 by Arkansas (12/30/17)
Assists	26 vs. Mercer (11/29/17)	17 by North Carolina (12/17/17) and Auburn (1/2/18)
Low	11 vs. North Carolina (12/17/17)	7 by Wake Forest (12/23/17)
Turnovers	17 vs. High Point (11/14/17) and at Wake Forest (12/23/17)	21 by NC State (11/24/17)
Low	8 vs. Presbyterian (11/10/17)	10 by Auburn (1/2/18)
Blocks	9 vs. NC State (11/24/17) and vs. Lipscomb (12/9/17)	7 by Arkansas (12/30/17)
Low	2 vs. Furman (12/20/17)	0 by Presbyterian (11/10/17)
Steals	13 vs. NC State (11/24/17)	9 by NC State, Furman and Auburn
Low	3 vs. Auburn (1/2/18)	2 by Mercer (11/29/17)

► SUPERLATIVES

ATTENDANCE SUMMARY

	Games	Totals	Average
Home	7	104,611	14,944
Away	3	36,572	12,191
Neutral	3	4,737	1,579
Total	13	145,920	11,225

■ UT's RECORD WHEN...

Leading at halftime	8-3
Trailing at halftime	0-1
Tied at halftime	1-0
Leading with 10:00 remaining	8-3
Trailing with 10:00 remaining	1-1
Tied with 10:00 remaining	0-0
Leading with 5:00 remaining	8-2
Trailing with 5:00 remaining	1-2
Tied with 5:00 remaining	0-0
In Overtime	1-1
Tennessee out-rebounds opponent	5-2
Tennessee is out-rebounded	4-2
Same amount of rebounds	0-0
Tennessee commits more turnovers	1-2
Opponent commits more turnovers	6-2
Same amount of turnovers	2-0
Tennessee shoots 50 percent or better	3-0
Opponent shoots 50 percent or better	0-1
Tennessee shoots less than 50 percent	6-4
Opponent shoots less than 50 percent	9-3
Tennessee shoots better than opponent	6-1
Opponent shoots better than Tennessee	3-3
Same shooting percentage	0-0
Tennessee has more free-throw attempts	5-1
Opponent has more free-throw attempts	4-3
Same amount of free-throw attempts	0-0
Tennessee bench outscores opponent bench	7-3
Opponent bench outscores Tennessee bench	2-1
Benches score the same	0-0
Tennessee scores less than 50	0-0
Tennessee scores between 50-59	0-0
Tennessee scores between 60-69	2-0
Tennessee scores between 70-79	3-2
Tennessee scores between 80-89	4-1
Tennessee scores between 90-99	0-1
Tennessee scores 100 or more	0-0
Opponent scores less than 50	0-0
Opponent scores between 50-59	3-0
Opponent scores between 60-69	3-0
Opponent scores between 70-79	3-1
Opponent scores between 80-89	0-1
Opponent scores between 90-99	0-2
Opponent scores 100 or more	0-0
In November	5-1
In December	4-2
In January	0-1
In February	0-0
In March	0-0
On Monday	0-0
On Tuesday	1-1
On Wednesday	3-0
On Thursday	0-1
On Friday	2-0
On Saturday	2-1
On Sunday	1-1

Starting Lineups (listed in order of positions, 1-5)

**W-L**

1-0	Daniel III, Bowden, Schofield, Williams, Alexander
7-4	Bone, Bowden, Schofield, Williams, Alexander
1-0	Daniel III, Bone, Bowden, Williams, Alexander

Margin of Victory/Defeat

	1	2	3	4	5	6	7	8	9	10	11-15	16-19	20-24	25+
Wins	-	-	1	-	1	-	1	-	1	1	-	1	1	2
Losses	-	1	-	-	1	-	-	-	1	1	-	-	-	-

Most First Half Points

Tennessee	53	vs. High Point (11/14)
Opponents	42	Auburn (1/2)

Fewest First Half Points

Tennessee	29	vs. Furman (12/20)
Opponents	13	High Point (11/14)

Largest Halftime Lead

Tennessee	39	vs. High Point (11/14)
Opponents	6	Auburn (1/2)

Jump Balls Controlled

Tennessee	9
Opponents	5

How Scored First Points

3-Pointer	5
Lay-up	3
Hook/Over Shoulder	2
Dunk	1
Tip-in	1
Jump Shot	1
Free Throw	-

Scored UT's First Points

Grant Williams	4
Kyle Alexander	2
Jordan Bone	2
Jordan Bowden	2
Admiral Schofield	2
James Daniel	1

First Off UT Bench<sup>^</sup>

James Daniel III	9
John Fulkerson	8
Lamonté Turner	8
Chris Darrington	4
Jordan Bone	1
Yves Pons	1
Admiral Schofield	1
Derrick Walker	1

<sup>^</sup> includes multiple subs

Dunks Sea Car

Kyle Alexander	9	19
Grant Williams	9	18
Jordan Bowden	2	9
John Fulkerson	2	5
Yves Pons	2	2
Admiral Schofield	2	13
Lamonté Turner	1	1
Derrick Walker	1	1

Points Leader\* Sea Car

Grant Williams	6	15
Lamonté Turner	3	6
Jordan Bone	2	6
Jordan Bowden	2	2
Admiral Schofield	1	4

Reb. Leader\* Sea Car

Kyle Alexander	4	13
Grant Williams	4	16
Admiral Schofield	3	11
Lamonté Turner	2	2
Jordan Bowden	1	2
John Fulkerson	1	4
Jordan Bone	-	1

Assists Leader\* Sea Car

Jordan Bone	6	15
James Daniel III	4	4
Jordan Bowden	1	4
John Fulkerson	1	2
Lamonté Turner	1	12
Grant Williams	1	6
Admiral Schofield	-	4

Steals Leader\* Sea Car

John Fulkerson	5	8
Kyle Alexander	4	6
Admiral Schofield	4	11
Lamonté Turner	4	10
Jordan Bone	3	7
Jordan Bowden	3	13
James Daniel	3	3
Chris Darrington	1	1
Yves Pons	1	1
Grant Williams	1	9
Brad Woodson	-	1

Most Second Half Points

Tennessee	48	vs. Auburn (1/2)
Opponents	52	Auburn (1/2)

Fewest Second Half Points

Tennessee	30	vs. #5 Villanova (11/23)
Opponents	25	Wake Forest (12/23)

Largest Margin of Victory

Tennessee	35	vs. Presbyterian (11/10)
Opponents	10	Auburn (1/2)

Blocks Leader\* Sea Car

Kyle Alexander	8	29
Grant Williams	7	25
John Fulkerson	2	4
Admiral Schofield	2	6
Jordan Bowden	1	3
James Daniel III	1	1
Derrick Walker	1	1
Lamonté Turner	-	1
Brad Woodson	-	1

10+ Points Sea Car

Admiral Schofield	12	33
Grant Williams	12	32
Jordan Bowden	7	16
Jordan Bone	6	11
Lamonté Turner	5	16
James Daniel	4	4
Kyle Alexander	2	3
Chris Darrington	1	1
John Fulkerson	-	2

20+ Points Sea Car

Grant Williams	4	7
Lamonté Turner	2	3
Jordan Bowden	1	2
Admiral Schofield	1	2
Jordan Bone	-	2

30+ Points Sea Car

Grant Williams	-	2
----------------	---	---

10+ Rebounds Sea Car

Kyle Alexander	3	3
Admiral Schofield	1	3
Grant Williams	1	6
John Fulkerson	-	1

10+ Assists Sea Car

James Daniel III	2	2
------------------	---	---

Double-Doubles Sea Car

Kyle Alexander	1	1
Admiral Schofield	1	2
Grant Williams	-	4
John Fulkerson	-	1

Charges Drawn Sea Car

James Daniel III	6	6
Kyle Alexander	5	14
Admiral Schofield	3	20
Lamonté Turner	3	5
Grant Williams	2	10
Chris Darrington	1	1
John Fulkerson	-	1

Floor Burns Sea Car

(Diving Efforts)	7	31
Kyle Alexander	7	31
Jordan Bowden	6	10
James Daniel III	5	5
Admiral Schofield	5	26
John Fulkerson	4	8
Derrick Walker	3	3
Jordan Bone	2	5
Lamonté Turner	2	8
Grant Williams	2	13
Chris Darrington	1	1
Brad Woodson	-	1

Free Throws in Final Four Minutes<sup>^</sup>

Jordan Bowden	10-10
Lamonté Turner	10-10
Admiral Schofield	8-8
Chris Darrington	4-4
James Daniel	5-6
Jordan Bone	10-13
Grant Williams	6-8
Jalen Johnson	1-2

<sup>\*</sup> Includes all ties  
<sup>^</sup> also includes all of OT





# BOX SCORES

Official Basketball Box Score -- Game Totals -- Final Statistics  
**Auburn vs Tennessee**  
 01/02/18 7:01 p.m. at Knoxville, Tenn. (Thompson-Boling Arena)



**Auburn 94 • 13-1, 1-0 SEC**

#	Player	Total		3-Ptr		Rebounds			PF	TP	A	TO	Blk	Stl	Min
		FG	FGA	FG	FGA	FT	FTA	Off							
13	Murray, Desean	r	2-4	0-0	3-3	3	3	6	4	7	1	3	0	1	15
24	McLemore, Antfernee	r	2-4	1-2	1-2	3	6	9	4	6	2	0	3	0	20
01	Harper, Jared	g	4-13	0-5	10-11	0	3	3	1	18	3	0	0	2	29
02	Brown, Bryce	g	6-17	5-12	1-2	2	0	2	1	18	2	1	0	0	35
05	Heron, Mustapha	g	4-14	0-4	8-9	2	5	3	16	1	3	0	2	31	
00	Spencer, Horace	g	5-8	0-0	0-0	3	6	9	4	10	0	0	1	1	20
04	Okeke, Chuma	g	4-7	3-4	0-0	4	1	5	5	11	4	0	1	2	22
10	Mitchell, Davion	g	2-4	0-2	2-2	2	0	2	5	3	2	0	1	16	
14	Dunbar, Malik	g	1-3	0-2	0-0	0	2	2	2	1	0	0	0	12	
	Team					3	0	3			1				
<b>Totals</b>			30-74	9-31	25-29	22	24	46	29	94	17	10	5	9	200

FG % 1st Half: 10-44 36.4% 2nd half: 16-30 46.7% Game: 30-74 40.5%  
 3FG % 1st Half: 4-16 25.0% 2nd half: 5-15 33.3% Game: 9-31 28.0%  
 FT % 1st Half: 6-8 75.0% 2nd half: 19-21 90.5% Game: 25-29 86.2%

**Tennessee 84 • 9-4, 0-2 SEC**

#	Player	Total		3-Ptr		Rebounds			PF	TP	A	TO	Blk	Stl	Min
		FG	FGA	FG	FGA	FT	FTA	Off							
02	Williams, Grant	r	8-15	0-1	6-9	4	4	8	4	22	0	3	1	0	33
05	Schofield, Admiral	r	3-10	1-5	6-7	3	3	6	5	13	2	3	1	1	29
11	Alexander, Kyle	r	1-1	0-0	0-0	3	3	6	1	2	2	1	1	1	20
00	Bone, Jordan	g	6-13	3-6	3-4	0	2	2	18	2	1	0	0	32	
23	Bowden, Jordan	g	0-4	0-1	1-2	0	6	6	3	1	3	2	0	0	24
01	Turner, Lamonte	g	5-8	2-4	13-13	2	2	4	5	25	1	1	0	0	21
03	Daniel, James	g	0-4	0-4	0-0	0	1	3	0	2	1	0	0	20	
10	Fulkerson, John	g	0-1	0-0	0-0	0	0	0	0	0	0	0	0	1	8
15	Walker, Derrick	g	0-0	0-0	0-0	0	2	2	0	0	0	1	0	0	2
32	Darrington, Chris	g	1-2	0-0	1-2	0	1	1	2	3	2	1	0	0	11
	Team					2	0	2			1				
<b>Totals</b>			24-58	6-21	30-37	14	24	38	25	84	14	15	3	3	200

FG % 1st Half: 10-24 41.7% 2nd half: 14-34 41.2% Game: 24-58 41.4%  
 3FG % 1st Half: 5-13 38.5% 2nd half: 1-8 12.5% Game: 6-21 28.6%  
 FT % 1st Half: 11-16 68.8% 2nd half: 19-21 90.5% Game: 30-37 81.1%

Officials: Don Dally, Ted Valentine, Chuck Jones  
 Technical fouls: Auburn-None, Tennessee-None.  
 Attendance: 14755

Score by periods	1st	2nd	Total
Auburn	42	52	94
Tennessee	36	48	84

	In	Off	2nd	Fast
Points	Paint	Y/D	Chance	Break
AU	38	17	28	15
UT	28	9	18	7

Last FG - AU 2nd-01:41, UT 2nd-00:26  
 Largest lead - AU by 12 2nd-03:17, UT by 14 1st-11:52  
 AU led for 15:47, UT led for 21:40, Game was tied for 02:13.  
 Score tied - 7 times.  
 Lead changed - 14 times.

- Sophomore **Lamonté Turner** scored a career-high 25 points, but the No. 23 Tennessee Volunteers lost to Auburn, 94-84, on Jan. 2, 2018, in UT's SEC home opener at Thompson-Boling Arena.
- Turner scored 20 of his 25 points in the second half for Tennessee—including a perfect 13 of 13 from the free throw line—but Auburn made five 3-pointers in the final six minutes to pull away for the victory.
- Auburn extended its winning streak to 11 games, recording its first win in Knoxville since 1990.
- Grant Williams** matched his season high with 22 points for the Vols. **Jordan Bone** added 18 points for the Vols on 6-of-10 shooting, including three 3-pointers.
- The Vols jumped on a 14-2 run early. **Admiral Schofield** completed a three-point play to cap the run and give the Vols a 23-9 lead with 11:52 remaining.
- Auburn dug in and turned the tide. Down 28-14, the Tigers went on a 19-3 run to take a 33-31 lead on a 3-pointer by **Bryce Brown**. The Tigers closed out the half leading 42-36, the first time Tennessee has trailed at half all season.
- The Vols retook the lead in the second half and led by as many as five points at 59-54 on a pair of free throws by Turner with 9:07 left.
- Auburn took the lead for good on an 8-0 run, capped by a steal and a dunk by Mustapha Heron, putting the Tigers ahead 64-61 with 7:10 left. Auburn eventually led by as many as 12 points.

**2017-18 Tennessee Basketball**  
**Tennessee Combined Team Statistics (as of Jan 02, 2018)**  
**All games**



Overall record: 9-4 Conf: 0-2 Home: 5-2 Away: 2-1 Neutral: 2-1

##	Player	gp-gs	min	avg	Total		3-Point		F-Throw		Rebounds				pf	dq	a	to	blk	stl	pts	avg
					fg-fga	fg%	3fg-fga	3fg%	ft-fa	ft%	off	def	tot	avg								
02	Williams, Grant	13-13	368	28.3	78-158	.494	3-17	.176	44-63	.698	30	57	87	6.7	46	3	25	28	21	8	203	15.6
05	Schofield, Admiral	13-12	321	24.7	54-128	.422	23-53	.434	29-37	.784	17	53	70	5.4	43	3	16	28	4	11	160	12.3
23	Bowden, Jordan	13-13	343	26.4	44-86	.512	26-43	.605	26-34	.765	16	31	47	3.6	35	1	25	14	5	9	140	10.8
01	Turner, Lamonte	13-0	291	22.4	40-109	.367	20-64	.313	28-31	.903	11	35	46	3.5	30	1	27	24	2	8	128	9.8
00	Bone, Jordan	13-12	322	24.8	37-95	.389	12-30	.400	35-42	.833	7	16	23	1.8	16	0	46	21	1	12	121	9.3
03	Daniel, James	13-2	281	21.6	28-74	.378	20-53	.377	17-25	.680	1	19	20	1.5	36	0	46	15	3	11	93	7.2
11	Alexander, Kyle	13-13	259	19.9	29-44	.659	1-1	1.000	11-19	.579	36	47	83	6.4	32	3	8	8	23	7	70	5.4
32	Darrington, Chris	13-0	166	12.8	18-45	.400	5-18	.278	16-20	.800	2	8	10	0.8	9	0	17	10	0	6	57	4.4
10	Fulkerson, John	13-0	138	10.6	7-21	.333	0-0	.000	12-16	.750	11	15	26	2.0	19	0	10	12	5	13	26	2.0
33	Kent, Zach	2-0	13	6.5	2-6	.333	0-1	.000	0-0	.000	1	2	3	1.5	1	0	0	0	0	0	4	2.0
24	Campbell, Lucas	2-0	5	2.5	1-1	1.000	1-1	1.000	0-0	.000	0	1	1	0.5	0	0	2	0	0	0	3	1.5
15	Walker, Derrick	13-0	96	7.4	8-16	.500	0-0	.000	2-7	.286	10	18	28	2.2	19	0	4	10	4	1	18	1.4
13	Johnson, Jalen	4-0	18	4.5	1-3	.333	0-1	.000	1-2	.500	3	0	3	0.8	0	0	1	1	1	0	3	0.8
35	Pons, Yves	6-0	18	3.0	2-4	.500	0-0	.000	0-0	.000	1	0	1	0.2	3	0	0	1	1	2	4	0.7
04	Fleschman, Jacob	2-0	5	2.5	0-0	.000	0-0	.000	0-0	.000	0	0	0	0.0	0	0	0	0	0	0	0	0.0
12	Woodson, Brad	2-0	6	3.0	0-2	.000	0-2	.000	0-0	.000	0	0	0	0.0	1	0	0	0	0	0	0	0.0
Team											24	23	47				8					
Total.....		13	2650		349-792	.441	111-284	.391	221-296	.747	170	325	495	38.1	290	11	227	180	70	88	1030	79.2
Opponents.....		13	2650		301-746	.403	90-268	.336	221-299	.739	163	311	474	36.5	277	-	149	211	37	81	913	70.2

TEAM STATISTICS	UT	OPP	Date	Opponent	Score	Att.
SCORING	1030	913	11/10/17	PRESBYTERIAN	w 88-53	15047
Points per game	79.2	70.2	11/14/17	HIGH POINT	w 84-53	12343
Scoring margin	+9.0	-	1 11/22/17	vs Purdue	Wot 78-75	1306
FIELD GOALS-ATT	349-792	301-746	1 11/23/17	vs Villanova	L 76-85	2102
Field goal pct	.441	.403	1 11/24/17	vs NC State	w 67-58	1329
3 POINT FG-ATT	111-284	90-268	11/29/17	MERCER	w 84-60	13642
3-point FG pct	.391	.336	12/03/17	at Georgia Tech	w 77-70	6514
3-pt FG made per game	8.5	6.9	12/09/17	LIPSCOMB	w 81-71	14051
FREE THROWS-ATT	221-296	221-299	12/17/17	NORTH CAROLINA	L 73-78	21678
Free throw pct	.747	.739	12/20/17	FURMAN	w 66-61	13095
F-Throws made per game	17.0	17.0	12/23/17	at Wake Forest	w 79-60	11362
REBOUNDS	495	474	* 12/30/17	at Arkansas	Lot 93-95	18696
Rebounds per game	38.1	36.5	* 01/02/18	AUBURN	L 84-94	14755
Rebounding margin	+1.6	-				
ASSISTS	227	149				
Assists per game	17.5	11.5		1 = Battle 4 Atlantis (Bahamas)		
TURNOVERS	180	211		* = Conference game		
Turnovers per game	13.8	16.2				
Turnover margin	+2.4	-				
Assist/turnover ratio	1.3	0.7				
STEALS	88	81				
Steals per game	6.8	6.2				
BLOCKS	70	37				
Blocks per game	5.4	2.8				
ATTENDANCE	104611	41309				
Home games-Avg/Game	7-14944	3-12191				
Neutral site-Avg/Game	-	3-1579				

Score by Periods	1st	2nd	OT	Totals
Tennessee	503	492	35	1030
Opponents	364	515	34	913

**2017-18 Tennessee Basketball**  
**Tennessee Combined Team Statistics (as of Jan 02, 2018)**  
**Conference games**



<b>RECORD:</b>	<b>OVERALL</b>	<b>HOME</b>	<b>AWAY</b>	<b>NEUTRAL</b>
ALL GAMES	0-2	0-1	0-1	0-0
CONFERENCE	0-2	0-1	0-1	0-0
NON-CONFERENCE	0-0	0-0	0-0	0-0

##	Player	gp-gs	min	avg	Total		3-Point		F-Throw		Rebounds				pf	dq	a	to	blk	stl	pts	avg
					fg-fga	fg%	3fg-fga	3fg%	ft-fta	ft%	off	def	tot	avg								
00	Bone, Jordan	2-2	70	35.0	13-29	.448	5-9	.556	8-10	.800	0	8	8	4.0	3	0	7	2	0	1	39	19.5
01	Turner, Lamonte	2-0	42	21.0	9-17	.529	4-10	.400	13-13	1.000	2	4	6	3.0	7	1	3	2	0	0	35	17.5
02	Williams, Grant	2-2	67	33.5	13-28	.464	0-2	.000	8-13	.615	7	7	14	7.0	9	1	1	5	3	1	34	17.0
05	Schofield, Admiral	2-2	56	28.0	7-20	.350	5-11	.455	10-11	.909	3	10	13	6.5	10	2	3	5	1	1	29	14.5
03	Daniel, James	2-0	55	27.5	5-14	.357	3-11	.273	4-5	.800	0	3	3	1.5	5	0	6	3	0	2	17	8.5
23	Bowden, Jordan	2-2	46	23.0	3-9	.333	0-1	.000	2-5	.400	1	7	8	4.0	8	1	5	4	0	0	8	4.0
32	Darrington, Chris	2-0	20	10.0	2-6	.333	0-2	.000	3-6	.500	0	2	2	1.0	3	0	2	2	0	1	7	3.5
11	Alexander, Kyle	2-2	42	21.0	3-3	1.000	0-0	.000	0-0	.000	5	7	12	6.0	6	1	2	2	2	1	6	3.0
15	Walker, Derrick	2-0	8	4.0	1-1	1.000	0-0	.000	0-0	.000	1	4	5	2.5	0	0	1	2	0	0	2	1.0
10	Fulkerson, John	2-0	19	9.5	0-2	.000	0-0	.000	0-0	.000	1	1	2	1.0	1	0	1	0	0	1	0	0.0
Team											5	1	6				2					
Total.....		2	425		56-129	.434	17-46	.370	48-63	.762	25	54	79	39.5	52	6	31	29	6	8	177	88.5
Opponents.....		2	425		63-135	.467	17-51	.333	46-62	.742	28	52	80	40.0	49	4	26	22	12	13	189	94.5

<b>TEAM STATISTICS</b>	<b>UT</b>	<b>OPP</b>	<b>Date</b>	<b>Opponent</b>	<b>Score</b>	<b>Att.</b>
SCORING	177	189	* 12/30/17	at Arkansas	Lot 93-95	18696
Points per game	88.5	94.5	* 01/02/18	AUBURN	L 84-94	14755
Scoring margin	-6.0	-				
FIELD GOALS-ATT	56-129	63-135				
Field goal pct	.434	.467				
3 POINT FG-ATT	17-46	17-51				
3-point FG pct	.370	.333				
3-pt FG made per game	8.5	8.5				
FREE THROWS-ATT	48-63	46-62				
Free throw pct	.762	.742				
F-Throws made per game	24.0	23.0				
REBOUNDS	79	80				
Rebounds per game	39.5	40.0				
Rebounding margin	-0.5	-				
ASSISTS	31	26				
Assists per game	15.5	13.0				
TURNOVERS	29	22				
Turnovers per game	14.5	11.0				
Turnover margin	-3.5	-				
Assist/turnover ratio	1.1	1.2				
STEALS	8	13				
Steals per game	4.0	6.5				
BLOCKS	6	12				
Blocks per game	3.0	6.0				
ATTENDANCE	14755	18696				
Home games-Avg/Game	1-14755	1-18696				
Neutral site-Avg/Game	-	0-0				

1 = Battle 4 Atlantis (Bahamas)

\* = Conference game

<b>Score by Periods</b>	<b>1st</b>	<b>2nd</b>	<b>OT</b>	<b>Totals</b>
Tennessee	74	83	20	177
Opponents	73	94	22	189

