

FLORIDA™

MEN'S BASKETBALL

FLORIDA GATORS

13-5, 5-1 SEC

VS.

#18/16 KENTUCKY WILDCATS

14-4, 4-2 SEC

THE SETUP

- Florida visits Kentucky in Saturday's featured ESPN College Gameday game. The Gators are 6-2 all-time when playing in the featured Gameday game, including 6-1 vs. Kentucky. UF posted an 88-66 win vs. Kentucky when the program visited Gainesville last season.
- The Gators lead the SEC in 3-point field goal percentage (.397), turnover margin (+4.6) and 3-pointers per game (9.8); rank second in free throw percentage (.770) and steals per game (7.4); and sit third in scoring offense (82.0) and assist-to-turnover ratio (1.4).
- Florida has three of the SEC's top four free throw shooters as Egor Koulechov's .941 free throw percentage leads the league, followed by KeVaughn Allen (third, .909) and Chris Chiozza (fourth, .891). In addition, Chiozza's 3.1 assist-to-turnover ratio leads the SEC, and his 5.9 assists per game rank second.
- UF picked up the road win at Missouri behind Chris Chiozza's last-second pickpocket and fastbreak layup with :00.1 on the clock.
- UF has four games this season with 15+ made 3-pointers, including the 17 made treys at Texas A&M to match a season high.
- Florida has seven ranked wins under Mike White, with the Texas A&M win marking the first in a road game (two home, four neutral). The win in College Station was Keith Stone's breakout performance of the season, tallying 18 points and shooting 4-for-6 from 3-point range.
- UF opened its SEC schedule with a win for the sixth straight season, topping Vanderbilt 81-74 at home.
- Egor Koulechov has been a critical component to the Gator offense this season. The team is 11-1 when Koulechov scores 12+ points and 2-4 when he scores 11 or fewer.
- The Gators picked a gut-check 66-60 neutral-site victory in Newark vs. 17th-ranked Cincinnati as Florida forced the Bearcats into 21 turnovers.
- Florida topped 17th-ranked Gonzaga in the PK80 semis, 111-105, in double overtime behind 35 points from Jalen Hudson, 26 points and 10 assists by Chris Chiozza and 23 points from KeVaughn Allen.
- The Gators' 17 3-pointers against Gonzaga and at Texas A&M are tied for third-most in team history. Five of UF's top 11 3-point performances in team history have come under Mike White.
- UF opened the PK80 by blitzing Stanford with a school-record 13 first-half 3-pointers, also setting the Gator record (minimum 20 attempts) for 3-point percentage for the game at .682 (15-for-22).
- KeVaughn Allen, Chris Chiozza and Jalen Hudson all earned a place on the PK80 All-Tournament Team.
- The Gators opened the season on fire offensively, scoring 100+ in four of the first five games of the season, the first time the Gators have ever done so over a five-game span.
- During the early signing period, the Gators got NLI's from five-star point guard Andrew Nembhard and a pair of four-stars, shooting guard Noah Locke and wing Keyontae Johnson.



VS.



JANUARY 20, 2018 | 8:15 P.M. | GAME 19
RUPP ARENA (23,000)
LEXINGTON, KY.

FLORIDA'S PROBABLE STARTERS

#	Name	Pos.	Ht.	Wt.	Cl.	Min.	Pts.	R/A
25	Keith Stone	F	6-8	245	So.	23.4	8.1	4.0r
13	Kevarrius Hayes	C	6-9	225	Jr.	24.6	5.2	5.2r
4	Egor Koulechov	G	6-5	205	Gr.	31.0	15.1	7.1r
5	KeVaughn Allen	G	6-2	193	Jr.	30.7	11.3	2.4r
11	Chris Chiozza	G	6-0	175	Sr.	31.4	12.3	5.9a

OPPONENT'S PROBABLE STARTERS

#	Name	Pos.	Ht.	Wt.	Cl.	Min.	Pts.	R/A
4	Nick Richards	F	6-11	240	Fr.	17.3	7.1	5.4r
5	Kevin Knox	F	6-9	215	Fr.	32.6	14.6	5.7r
25	PJ Washington	F	6-7	236	Fr.	27.6	10.9	5.1r
3	Hamidou Diallo	G	6-5	198	Fr.	28.5	13.3	4.4r
22	S. Gilgeous-Alexander	G	6-6	180	Fr.	30.4	12.0	4.2a

NUMBERS OF NOTE

9

The Gators have hit 10+ 3-pointers in nine of 18 games so far this season, including three of six SEC contests.

5

This marks Florida's fifth game vs. a ranked opponent this season, and all have come away from Gainesville. UF beat Gonzaga in Portland, Cincinnati in Newark and Texas A&M in College Station, also losing to top-ranked Duke in Portland.

28

KeVaughn Allen shook off a slow start to SEC play, as his 28 points vs. Arkansas on Wednesday nearly matched his total SEC scoring entering the game (33), which included just 17 points over the four prior games.

UF'S LAST GAME

- Florida's potent shooting led to an 88-73 win over Arkansas, paced by KeVaughn Allen's 28 points on 6-for-7 shooting from 3-point range. As a team, UF shot 13-for-25 from distance.
- Jalen Hudson came off the bench to score 21 points, going 4-for-7 from long range. Hudson also led the Gators with nine rebounds.
- Egor Koulechov posted a solid all-around performance with 12 points and eight rebounds, while Chris Chiozza had nine assists and one turnover.
- Florida lost the turnover battle, 9-8, for just the second time this season, but still posted a 17-11 advantage on points off turnovers.
- Jaylen Barford scored 28 for Arkansas, including 5-for-6 from 3-point range, and Daniel Gafford posted a double-double with 14 points and 11 rebounds.
- Arkansas closed within nine points just under the 11-minute mark, but UF stretched the lead back as high as 21.

COACHES

Mike White	61-29/3rd season at UF 162-69/7th season overall
John Calipari	263-57/9th season at Kentucky 666-195/16th season overall

MATCHUP BASICS

All-Time Series:	38-100
Away:	9-51
Under Mike White:	1-3
Away/White:	0-2
Last Meeting:	L, 66-76, 2/25/17 (Away)

BROADCAST INFO

TV: ESPN Streaming: WatchESPN / ESPN App	
Play-by-Play:	Dan Shulman
Analyst:	Jay Bilas
Reporter:	Maria Taylor
Radio: Gator IMG Sports Network	
Play-by-Play:	Mick Hubert
Analyst:	Bill Koss
National Radio: Westwood One	
Play-by-Play:	John Sadak
Analyst:	Kyle Macy

NOVEMBER

2	at Jacksonville (Exh.)	---	W	88-47
5	Tampa (Exh.)	SEC+	W	94-57
13	Gardner-Webb	ESPNU	W	116-74
16	North Florida	SECN	W	108-68
19	New Hampshire	SECN	W	70-63
23	vs. Stanford	ESPN2	W	108-87
24	vs. #17 Gonzaga	ESPN2	W/2OT	111-105
26	vs. #1 Duke	ESPN	L	84-87

DECEMBER

4	Florida State	ESPN2	L	66-83
6	Loyola Chicago	SECN	L	59-65
9	vs. #17 Cincinnati	ESPN2	W	66-60
16	vs. Clemson	FS2/SUN	L	69-71
20	James Madison	SECN	W	72-63
22	Incarinate Word	SECN	W	75-60
30	Vanderbilt	ESPN2	W	81-74

JANUARY

2	at #11/13 Texas A&M	ESPN2	W	83-66
6	at Missouri	CBS	W	77-75
10	Mississippi State	SECN	W	71-54
13	at Ole Miss	CBS	L	72-78
17	Arkansas	ESPN2	W	88-73
20	at #18/16 Kentucky	ESPN		8:15 p.m.
24	South Carolina	SECN		7 p.m.
27	Baylor	ESPN		12 p.m.
30	at Georgia	SECN		7 p.m.

FEBRUARY

3	Alabama	ESPN/2		4 p.m.
7	LSU	SECN		6:30 p.m.
10	at South Carolina	CBS		12 p.m.
14	Georgia	SECN		9 p.m.
17	at Vanderbilt	ESPN/2		4 p.m.
21	at Tennessee	ESPN2		9 p.m.
24	Auburn	SECN		8:30 p.m.
27	at Alabama	ESPN/2		7 p.m.

MARCH

3	Kentucky	CBS		12 p.m.
7-11	SEC Tournament			

FLORIDAGATORS.COM

Contact: Denver Parler | denverp@gators.ufl.edu | 352-692-6195



#0
MIKE
OKAURU

Guard
Freshman
Raleigh, N.C.
6-3 | 180

Combo guard rated a four-star prospect by ESPN with great size and playmaking ability...Has a good motor and came to UF as a well-regarded defender... Earning more minutes as the season progresses...Member of Brewster Academy's 33-0 national championship team in 2016-17.

Year	GP	GS	Min	Avg	FG	FGA	Pct	3FG	3A	Pct	FT	FTA	Pct	OR	DR	Tot	Avg	PF	FO	Ast	TO	Blk	Stl	Pts	Avg
2017-18	18	0	192	10.7	25	51	.490	12	26	.462	11	17	.647	3	19	22	1.2	13	0	15	5	1	6	73	4.1



#1
CHASE
JOHNSON

Forward
Freshman
Ripley, W.V.
6-9 | 205

Member of the ESPN 100 for 2017...Projects as a power forward, with the capability of being a stretch-4...Great athlete with a knack for finding the ball.

Year	GP	GS	Min	Avg	FG	FGA	Pct	3FG	3A	Pct	FT	FTA	Pct	OR	DR	Tot	Avg	PF	FO	Ast	TO	Blk	Stl	Pts	Avg
2017-18	4	0	33	8.3	6	12	.500	0	0	.000	5	6	.833	5	3	8	2.0	2	0	1	1	2	2	17	4.3



#3
JALEN
HUDSON

Guard
Junior
Richmond, Va.
6-6 | 192

Named to the PK80 All-Tournament team & SEC Player of the Week, averaging 25.3 points per game and shooting 14-for-25 (.560) from 3-point range... Went off for 35 points in the 20T win vs. Gonzaga, shooting 8-for-12 from 3-point range...A creative and talented scorer who can score at all three levels.

Year	GP	GS	Min	Avg	FG	FGA	Pct	3FG	3A	Pct	FT	FTA	Pct	OR	DR	Tot	Avg	PF	FO	Ast	TO	Blk	Stl	Pts	Avg
2017-18	18	9	455	25.3	97	199	.487	46	107	.430	57	80	.713	7	65	72	4.0	34	1	19	17	10	13	297	16.5
All*	85	36	1690	19.9	276	613	.450	89	241	.369	171	253	.676	89	184	273	3.2	159	5	77	117	25	51	812	9.6



#4
EGOR
KOULECHOV

Guard
Grad / Senior
Vologograd, Russia
6-5 | 205

Named SEC Player of the Week in the first week of the season...Lit up the O'Dome with 34 points in his UF debut, including a 6-for-9 night from 3-point range...A tenacious rebounder who has played at the 4 for the Gators for extended periods...Scored the Gators' first 13 points of the game in the win vs. Mississippi State...One of the nation's top free throw shooters.

Year	GP	GS	Min	Avg	FG	FGA	Pct	3FG	3A	Pct	FT	FTA	Pct	OR	DR	Tot	Avg	PF	FO	Ast	TO	Blk	Stl	Pts	Avg
2017-18	18	18	558	31.0	92	230	.400	39	95	.411	48	51	.941	40	87	127	7.1	41	0	32	23	3	15	271	15.1
All*	112	92	3237	28.9	510	1170	.436	211	533	.396	312	372	.839	176	563	739	6.6	215	2	167	160	26	82	1543	13.8



#5
KEVAUGHN
ALLEN

Guard
Junior
Little Rock, Ark.
6-2 | 193

Exploded for 28 points vs. Arkansas, shooting 6-for-7 from 3...Named to the PK80 All-Tournament Team with 23 points vs. Gonzaga and 17 vs. Duke...Scored 35 in the Sweet 16 vs. Wisconsin, a UF NCAA Tournament record, and was named to the NCAA Tournament All-East Regional Team...2017 first-team All-SEC.

Year	GP	GS	Min	Avg	FG	FGA	Pct	3FG	3A	Pct	FT	FTA	Pct	OR	DR	Tot	Avg	PF	FO	Ast	TO	Blk	Stl	Pts	Avg
2017-18	18	17	553	30.7	61	164	.372	31	93	.333	50	55	.909	11	33	44	2.4	27	0	41	17	11	19	203	11.3
TOTAL	90	87	2559	28.4	363	884	.411	160	466	.343	240	275	.873	37	190	227	2.5	139	0	151	98	26	105	1126	12.5



#11
CHRIS
CHIOZZA

Guard
Senior
Memphis, Tenn.
6-0 | 175

Scored a pick-six layup with :00.1 seconds left to win the game at Missouri...The only Gator in records dating to 1996 to post a 25-point, 10-assist game, doing so in the win vs. Gonzaga...Named to the PK80 All-Tournament Team, leading the event with 28 assists...Earned back-to-back double-doubles in the PK80 wins vs. Stanford and Gonzaga.

Year	GP	GS	Min	Avg	FG	FGA	Pct	3FG	3A	Pct	FT	FTA	Pct	OR	DR	Tot	Avg	PF	FO	Ast	TO	Blk	Stl	Pts	Avg
2017-18	18	16	566	31.4	74	167	.443	24	59	.407	49	55	.891	9	66	75	4.2	41	0	107	34	0	38	221	12.3
TOTAL	123	49	2973	24.2	287	732	.392	116	348	.333	180	238	.756	47	323	370	3.0	256	4	470	196	3	164	870	7.1



#12
GORJOK
GAK

Center
Sophomore
Sydney, Australia
6-11 | 245

Runs the floor extremely well, and his 7-foot-4 wingspan enables him to play well above the rim...Good ball handler and an adept passer for his size, and possesses a soft touch around the basket...Battling a sore knee this season, which is limiting his minutes and his reps in practice.

Year	GP	GS	Min	Avg	FG	FGA	Pct	3FG	3A	Pct	FT	FTA	Pct	OR	DR	Tot	Avg	PF	FO	Ast	TO	Blk	Stl	Pts	Avg
2017-18	16	1	160	10.0	20	31	.645	0	0	.000	7	15	.467	19	23	42	2.6	24	0	2	9	8	1	47	2.9
TOTAL	31	1	240	7.7	31	48	.646	0	0	.000	8	25	.320	30	35	65	2.1	37	0	2	16	11	2	70	2.3



#13
KEVARRIUS
HAYES

Forward/Center
Junior
Live Oak, Fla.
6-9 | 225

Led the Gators with a career-best 20 points and nine rebounds in the win at Oklahoma last season...Moved into the starting lineup following John Egbunu's injury, and his elevated play was a strong contributor to the Gators' NCAA Tournament success.

Year	GP	GS	Min	Avg	FG	FGA	Pct	3FG	3A	Pct	FT	FTA	Pct	OR	DR	Tot	Avg	PF	FO	Ast	TO	Blk	Stl	Pts	Avg
2017-18	17	12	418	24.6	33	57	.579	0	0	.000	23	39	.590	37	51	88	5.2	39	1	10	20	39	19	89	5.2
TOTAL	88	34	1480	16.8	145	234	.620	0	0	.000	119	199	.598	151	189	340	3.9	187	2	24	64	119	55	409	4.6



#21
DONTAY
BASSETT

Forward
Freshman
Oakland, Calif.
6-9 | 240

Power forward with the ability to face up and handle the ball...Has given the Gators minutes at center, as well, with frontcourt injuries hampering the team's depth...Missed 2016-17 with a stress fracture in his foot.

Year	GP	GS	Min	Avg	FG	FGA	Pct	3FG	3A	Pct	FT	FTA	Pct	OR	DR	Tot	Avg	PF	FO	Ast	TO	Blk	Stl	Pts	Avg
2017-18	10	0	43	4.3	3	8	.375	0	0	.000	1	2	.500	5	3	8	0.8	18	2	3	3	0	3	7	0.7



#24
DEAUNDRAE
BALLARD

Forward
Freshman
Atlanta, Ga.
6-5 | 195

Versatile scorer who accounted for over 2,500 points in his high school career...Has a solid, creative mid-range game...Member of the ESPN 100 rankings and rated a four-star prospect by ESPN and 247sports.

Year	GP	GS	Min	Avg	FG	FGA	Pct	3FG	3A	Pct	FT	FTA	Pct	OR	DR	Tot	Avg	PF	FO	Ast	TO	Blk	Stl	Pts	Avg
2017-18	16	1	228	14.3	39	89	.438	5	24	.208	14	18	.778	13	25	38	2.4	21	0	7	11	1	6	97	6.1



#25
KEITH
STONE

Forward
Sophomore
Deerfield Beach, Fla.
6-8 | 245

Has twice set a new personal best in scoring this month, first scoring 18 in the win at #11 Texas A&M and following that up with a 23-point performance at Ole Miss...The only forward on the roster with any minutes played for the Gators entering this season...Able to drive and shoot, Stone has the tools to be a stretch-4 and the size to compete in the post.

Year	GP	GS	Min	Avg	FG	FGA	Pct	3FG	3A	Pct	FT	FTA	Pct	OR	DR	Tot	Avg	PF	FO	Ast	TO	Blk	Stl	Pts	Avg
2017-18	18	16	421	23.4	46	113	.407	20	41	.488	34	48	.708	28	44	72	4.0	49	1	13	32	12	11	146	8.1
TOTAL	52	16	831	16.0	90	217	.415	35	87	.402	54	79	.684	57	89	146	2.8	95	2	31	55	19	22	269	5.2

NOTE: All* line includes stats at previous school. TOTAL line is UF only.

STARTING LINEUPS

STAT LEADERS

	1	2	3	4	5	Points	Rebounds	Assists	Steals	Blocks
Gardner-Webb	Allen	Hudson	Koulechov	Stone	Hayes	34-Koulechov	7-Gak	6-Chiozza	2-Koulechov	2-Gak/Hayes
North Florida	Chiozza	Allen	Koulechov	Stone	Gak	18-Allen	10-Koulechov	7-Chiozza	3-Chiozza	2-Hayes
New Hampshire	Chiozza	Allen	Koulechov	Stone	Hayes	26-Hudson	10-Koulechov	1-3 tied	3-Hayes	5-Hayes
vs. Stanford	Chiozza	Allen	Hudson	Koulechov	Stone	26-Koulechov	4-Allen	11-Chiozza	4-Chiozza	1-4 tied
vs. Gonzaga	Chiozza	Allen	Hudson	Koulechov	Stone	35-Hudson	9-Koulechov	10-Chiozza	2-Koulechov	1-4 tied
vs. Duke	Chiozza	Allen	Hudson	Koulechov	Stone	24-Hudson	10-Hudson	7-Chiozza	3-Hudson	1-Gak/Koulechov
Florida State	Chiozza	Allen	Hudson	Koulechov	Hayes	16-Hudson	9-Ballard	4-Chiozza	1-3 tied	3-Hayes
Loyola Chicago	Chiozza	Ballard	Koulechov	Stone	Hayes	9-Chiozza/Hudson	9-Koulechov	4-Chiozza	3-Allen/Chiozza	3-Hayes
vs. Cincinnati	Chiozza	Allen	Hudson	Koulechov	Stone	21-Koulechov	7-Koulechov	6-Chiozza	2-Hudson/Stone	2-Hayes/Stone
vs. Clemson	Chiozza	Allen	Hudson	Koulechov	Stone	23-Hudson	9-Koulechov	3-Allen/Chiozza	4-Chiozza	1-Allen/Hudson
James Madison	Chiozza	Allen	Koulechov	Stone	Hayes	19-Chiozza	7-Hayes	7-Chiozza	3-Chiozza	3-Hayes
Incarnate Word	Chiozza	Allen	Hudson	Koulechov	Hayes	16-Chiozza	8-Hayes	6-Hudson	4-Chiozza	1-Gak/Hayes
Vanderbilt	Chiozza	Allen	Koulechov	Stone	Hayes	22-Koulechov	8-Koulechov	3-Chiozza	1-4 tied	4-Hayes
at Texas A&M	Chiozza	Allen	Koulechov	Stone	Hayes	19-Koulechov	7-Hayes	9-Chiozza	4-Chiozza	5-Hayes
at Missouri	Chiozza	Allen	Koulechov	Stone	Hayes	16-Hudson	8-Koulechov	6-Chiozza	4-Hayes	2-Stone
Mississippi State	Allen	Hudson	Koulechov	Stone	Hayes	23-Koulechov	8-Koulechov/Stone	7-Chiozza	3-Chiozza	3-Hayes
at Ole Miss	Chiozza	Allen	Koulechov	Stone	Hayes	23-Stone	11-Koulechov	4-Chiozza	3-Chiozza/Koulechov	2-Gak
Arkansas	Chiozza	Allen	Koulechov	Stone	Hayes	28-Allen	9-Hudson	9-Chiozza	3-Chiozza	3-Hayes
at Kentucky										
South Carolina										
Baylor										
at Georgia										
Alabama										
LSU										
at South Carolina										
Georgia										
at Vanderbilt										
at Tennessee										
Auburn										
at Alabama										
Kentucky										

MISC. SCORING

NOTABLE

UF/Opp.	Paint	Off T/O	2nd Ch.	Fastbreak	Bench	
Gardner-Webb	40/36	22/11	18/6	8/6	47/34	UF set an opening-night school record with 116 points as Koulechov poured in 34 on 11/17 shooting (6/9 from 3).
North Florida	56/16	25/5	21/10	17/3	42/27	The Gators eclipsed the 100-point mark in the first 2 games of the season for the first time ever.
New Hampshire	20/16	10/10	12/4	2/0	31/9	Hudson scored 22 of his 26 points in the 2nd half...UF shot 31/38 from the FT line, including 11/12 from Hudson.
vs. Stanford	40/40	32/18	9/6	12/6	37/33	UF hit a school-record 13 3-pointers in the first half...Koulechov shot 5/5 from 3 as the team went 15/22.
vs. Gonzaga	24/52	14/15	11/15	6/2	14/5	Florida outscored Gonzaga 33-27 the OT periods...Hudson, Chiozza, Allen all went for 20+ points.
vs. Duke	34/38	12/14	21/19	12/10	13/11	The Gators led by as many as 17 in the 2nd half, but Duke finished the game on a 21-6 run...Bagley had 30/15 for DU.
Florida State	20/36	9/19	8/24	2/12	18/17	Florida gave up a 51-34 rebounding edge, including 23 offensive rebounds...Shot just 6/25 from 3-point range.
Loyola Chicago	34/34	21/8	15/10	14/4	23/11	UF suffered its first loss vs. a mid-major since 12/20/10 vs. JU...Aundre Jackson scored 23 on 10/12 FG, 3/3 3FG.
vs. Cincinnati	24/36	27/17	8/14	11/2	6/17	Featured 13 ties and 10 lead changes...After Cincy tied the game with 1:30 left, Chiozza scored the final 6 points.
vs. Clemson	24/32	18/17	12/4	2/7	9/5	Hudson scored UF's first 12 points...UF led by as many as 12 early in the 2nd half...Clemson shot 30 FTs vs. UF's 17.
James Madison	22/22	23/11	4/6	6/6	23/20	The Gators got 16 points off 13 JMU turnovers & limited the Dukes to 6 points in the paint in the 2nd half.
Incarnate Word	30/22	33/12	15/3	6/0	19/17	UF forced 24 turnovers with 15 steals...Chiozza finished the week with 11 assists & no turnovers vs. JMU and UIW.
Vanderbilt	26/24	16/3	6/7	5/2	13/15	Florida held Vandy scoreless for the first 7 minutes of the game...The Gators shot 27/30 from the free throw line.
at Texas A&M	22/36	16/7	11/8	14/8	19/10	Stone scored a then-career-best 18...UF hit 10 3s in the 1st half & finished 17/28 for the game...UF rung up 25 assists.
at Missouri	26/20	14/9	7/13	8/0	24/16	Chiozza's pick-six layup with 0.1 seconds left lifted UF to the win...UF finished on a 7-0 run over the final 1:10.
Mississippi State	22/30	18/16	16/12	7/0	17/10	After MSU got within 38-35, UF went on an extended 27-7 run...Koulechov scored the Gators' first 13 points.
at Ole Miss	22/32	5/15	11/8	10/0	22/14	Stone's 23 marked a new career high...Ole Miss outscored UF 34-20 over the final 12:32 of the game.
Arkansas	26/36	17/11	10/14	14/4	27/12	Allen poured in 20 first-half points & finished the game 6/7 from 3-point range...UF shot 13/25 from 3.
at Kentucky						
South Carolina						
Baylor						
at Georgia						
Alabama						
LSU						
at South Carolina						
Georgia						
at Vanderbilt						
at Tennessee						
Auburn						
at Alabama						
Kentucky						
Total	512/558	332/218	215/183	156/72	404/283	
Average per game	28.4/31.0	18.4/12.1	11.9/10.2	8.7/4.0	22.4/15.7	

MATCHUP/SERIES HISTORY

SERIES HISTORY

- › Florida trails the all-time series, 38-100, and is looking for its 10th win in Lexington. The Gators are 1-3 vs. Kentucky under Mike White, including 0-2 at UK.
- › The Gators are 6-2 when playing in the game at the College Gameday site, including 6-1 when their opponent is the Wildcats. Last season, the Gators posted their largest win ever over Kentucky when Gameday visited Gainesville.

LAST MEETING

- › Florida dropped a 76-66 decision at Kentucky despite 24 points from KeVaughn Allen, including 14 in the first half.
- › The Gators got off to a hot start and built an early 18-6 lead, but UK evened the scored at 28 at halftime. Malik Monk then scored 30 of his 33 points in the second half.
- › Justin Leon scored 13 points, while Devin Robinson added nine points and 11 rebounds.
- › Kentucky enjoyed a 22-4 scoring advantage at the free throw line, taking 27 attempts to Florida's six. The Gators were whistled for 22 fouls, compared to 13 on the Wildcats. Foul trouble hampered the Gators as both Chris Chiozza and Kasey Hill were saddled with four fouls by the 10-minute mark in the second half.

ABOUT THE OPPONENT

- › Kentucky holds an 11-0 home record this season, including wins vs. Louisville, Texas A&M and Georgia.
- › Kevin Knox leads the team with 14.6 points and 5.7 rebounds per game.
- › The Wildcats do a great job getting to the line, particularly at home, where they shoot 26.5 free throws per game, compared to 17.4 for their opponents.

OPPONENT'S LAST 5 GAMES

Jan. 3	at LSU	W	74-71
Jan. 6	at Tennessee	L	65-76
Jan. 9	Texas A&M	W	74-73
Jan. 13	at Vanderbilt	W	74-67
Jan. 16	at South Carolina	L	68-76

OPPONENT'S NEXT 5 GAMES

Jan. 23	Mississippi State
Jan. 27	at West Virginia
Jan. 30	Vanderbilt
Feb. 3	at Missouri
Feb. 6	Tennessee

UF VS. KENTUCKY UNDER WHITE (1-3)

Feb. 6, 2016	A	L	61-80
March 1, 2016	H	L	79-88
Feb. 4, 2017	H	W	88-66
Feb. 25, 2017	A	L	66-76

UF ON COLLEGE GAMEDAY (6-2)

Feb. 4, 2006	Kentucky	W	95-80
Feb. 10, 2007	at Kentucky	W	64-61
Jan. 19, 2008	Kentucky	W/OT	81-70
Jan. 31, 2009	at Tennessee	L	63-79
Feb. 5, 2011	Kentucky	W	70-68
Feb. 15, 2014	at Kentucky	W	69-59
Feb. 7, 2015	Kentucky	L	61-68
Feb. 4, 2017	Kentucky	W	88-66

Category	Florida	Advantage	Opponent
Scoring Offense	82.0	<	77.7
Scoring Defense	72.6	>	70.0
Scoring Margin	+9.4	<	+7.7
Field Goal Pct.	.443	>	.486
Field Goal Pct. Def.	.437	>	.408
3-Pt. FG Pct.	.397	<	.350
3-Pt. FG Pct. Def.	.377	>	.290
3-Pt. FG Made	9.8	<	4.9
3-Pt. FG Allowed	7.6	>	7.4
Free Throw Pct.	.770	<	.678
Free Throws Made	16.7	>	17.3
Rebounds	36.5	>	38.1
Opp. Rebounds	36.2	>	33.7
Rebounding Margin	+0.3	>	+4.4
Assists	13.9	>	14.3
Turnovers	10.1	<	14.1
Opp. Turnovers	14.6	<	12.8
Turnover Margin	+4.6	<	-1.3
Assist/TO Ratio	1.4	<	1.0
Steals	7.4	<	6.3
Blocked Shots	4.8	>	6.3

NUMERICAL ROSTER

0	Mike Okauru	G	6-3	180	Fr.	HS	Raleigh, N.C./Brewster Academy
1	Chase Johnson	F	6-9	205	Fr.	HS	Ripley, W.V./Huntington Prep
2	Isaiah Stokes	F	6-8	270	Fr.	HS	Memphis, Tenn./IMG Academy
3	Jalen Hudson	G	6-6	192	Jr.	SQ	Richmond, Va./Virginia Tech
4	Egor Koulechov	G	6-5	205	Gr.	TR	Volgograd, Russia/Rice
5	KeVaughn Allen	G	6-2	193	Jr.	2L	Little Rock, Ark./North Little Rock
11	Chris Chiozza	G	6-0	175	Sr.	3L	Memphis, Tenn./White Station
12	Gorjok Gak	C	6-11	245	So.	1L	Sydney, Australia/Victory Rock Prep
13	Kevarrius Hayes	F/C	6-9	225	Jr.	2L	Live Oak, Fla./Suwanee
14	Mak Krause	G	6-2	170	Jr.	SQ	Atlanta, Ga./St. Pius X Catholic
15	John Egbunu	C	6-11	265	Sr.	2L	Bauchi, Nigeria/USF
21	Dontay Bassett	F	6-9	240	Fr.	SQ	Oakland, Calif./Oldsmar Christian
22	Andrew Fava	G	5-10	165	Fr.	SQ	Baltimore, Md./Loyola Blakefield
24	Deaundrae Ballard	G	6-5	195	Fr.	HS	Atlanta, Ga./SW Atlanta Christian Academy
25	Keith Stone	F	6-8	245	So.	1L	Deerfield Beach, Fla./Zion Lutheran

ALPHABETICAL ROSTER

5	KeVaughn Allen	G	6-2	193	Jr.	2L	Little Rock, Ark./North Little Rock
24	Deaundrae Ballard	G	6-5	195	Fr.	HS	Atlanta, Ga./SW Atlanta Christian Academy
21	Dontay Bassett	F	6-9	240	Fr.	SQ	Oakland, Calif./Oldsmar Christian
11	Chris Chiozza	G	6-0	175	Sr.	3L	Memphis, Tenn./White Station
15	John Egbunu	C	6-11	265	Sr.	2L	Bauchi, Nigeria/USF
22	Andrew Fava	G	5-10	165	Fr.	SQ	Baltimore, Md./Loyola Blakefield
12	Gorjok Gak	C	6-11	245	So.	1L	Sydney, Australia/Victory Rock Prep
13	Kevarrius Hayes	F/C	6-9	225	Jr.	2L	Live Oak, Fla./Suwanee
3	Jalen Hudson	G	6-6	192	Jr.	SQ	Richmond, Va./Virginia Tech
1	Chase Johnson	F	6-9	205	Fr.	HS	Ripley, W.V./Huntington Prep
4	Egor Koulechov	G	6-5	205	Gr.	TR	Volgograd, Russia/Rice
14	Mak Krause	G	6-2	170	Jr.	SQ	Atlanta, Ga./St. Pius X Catholic
0	Mike Okauru	G	6-3	180	Fr.	HS	Raleigh, N.C./Brewster Academy
2	Isaiah Stokes	F	6-8	270	Fr.	HS	Memphis, Tenn./IMG Academy
25	Keith Stone	F	6-8	245	So.	1L	Deerfield Beach, Fla./Zion Lutheran

Head Coach: Mike White (Ole Miss '00)

Assistant Coaches: Dusty May (Indiana '00), Jordan Mincy (Kent State '09), Darris Nichols (West Virginia '08)

Head Athletic Trainer: Dave Werner

Strength & Conditioning Coordinator: Preston Greene

Director of Basketball Operations: Kyle Church

Assistant to the Head Coach: Jonathan Blake

Academic Advisor: Tom Williams

PRONUNCIATION GUIDE

KeVaughn Allen	KAY-vawn
Dontay Bassett	DAH-n-tay BASS-ett
Chris Chiozza	chee-oh-zah
John Egbunu	egg-BOO-noo
Gorjok Gak	GORE-zhahk GACK
Kevarrius Hayes	KEE-vahr-ee-us
Egor Koulechov	COO-luh-chov
Mike Okauru	oh-CAR-oo

CHARTING THE GATORS

INDIVIDUAL RECORDS

Points (Career)

39.	Eddie Shannon	1995-99	1,168
40.	Al Bonner	1974-78	1,157
41.	Joakim Noah	2004-07	1,133
42.	KeVaughn Allen	2015-present	1,126
43.	Al Horford	2004-07	1,123

Free Throw Percentage (Career)

Min. 140 attempts

1.	KeVaughn Allen	2015-present	.873
2.	Anthony Roberson	2002-05	.864
3.	Taurean Green	2004-07	.856
4.	Michael Frazier II	2012-15	.854

Assists (Career)

1.	Erving Walker	2008-12	547
2.	Kasey Hill	2013-17	530
3.	Ronnie Montgomery	1984-88	503
4.	Eddie Shannon	1995-99	493
5.	Chris Chiozza	2014-present	470
6.	Nick Calathes	2007-09	452

Steals (Career)

1.	Eddie Shannon	1995-99	204
2.	Brett Nelson	1999-2003	198
	Dan Cross	1991-95	198
4.	Kasey Hill	2013-17	182
5.	Dwayne Davis	1987-91	178
6.	Corey Brewer	2004-07	176
7.	Scottie Wilbekin	2011-14	167
8.	Andrew Moten	1983-87	165
9.	Chris Chiozza	2014-present	164
	Justin Hamilton	1999-2003	164

Blocked Shots (Career)

1.	Dwayne Schintzius	1986-90	272
2.	Al Horford	2004-07	189
3.	Joakim Noah	2004-07	186
4.	Andrew DeClercq	1991-95	176
5.	Patric Young	2010-14	160
	Dwayne Davis	1987-91	160
7.	Eugene McDowell	1981-85	150
8.	Udonis Haslem	1998-2002	120
9.	Kevarrius Hayes	2015-present	119
10.	Alex Tyus	2007-11	115

3-Point FG Attempts (Career)

1.	Kenny Boynton	2009-13	978
2.	Erving Walker	2008-12	755
3.	Brett Nelson	1999-2003	689
4.	Anthony Roberson	2002-05	665
5.	Lee Humphrey	2003-07	649
6.	Greg Stolt	1995-99	578
7.	Michael Frazier II	2012-15	525
8.	Teddy Dupay	1998-2001	496
9.	Matt Walsh	2002-05	483
10.	KeVaughn Allen	2015-present	466

CHASING UF ALL-TIME TOP 10

Player	Category	Has	Top 10
KeVaughn Allen	3-Point FG Made	160	188

TEAM RECORDS

3-Point FG Made (Game)

19	1/25/17 at LSU
18	12/30/96 vs. Robert Morris
17	1/2/18 at Texas A&M; 11/24/17 vs. Gonzaga
17	Four other instances

100-Point Games (Season)

5	2001-02, 2000-01
4	2017-18, 2003-04, 1986-87

INDIVIDUAL LEADERS/SEC RANKINGS

Category	Player	Stat	Rank
Scoring	Hudson	16.5	5
	Koulechov	15.1	11
Rebounds	Koulechov	7.1	9
	Hudson	.487	5
FG Pct.	Koulechov	.400	10
	Hudson	.430	3
3-Pt. FG Pct.	Koulechov	.411	6
	Hudson	2.6	5
3-Pt. FG Made	Hudson	.941	1
	Allen	.909	3
FT Pct.	Chiozza	.891	4
	Chiozza	5.9	2
Assists	Chiozza	2.1	2
Steals	Chiozza	2.3	3
Blocked Shots	Hayes	3.1	1
A/TO Ratio	Chiozza	31.4	9
Minutes	Chiozza	31.0	11
	Koulechov	30.7	13
	Allen		

INDIVIDUAL HONORS

KeVaughn Allen

PK80 All-Tournament Team (Motion Bracket)
Preseason 1st-Team All-SEC (Media & Coaches)
Naismith Trophy Watch List
Oscar Robertson Award Watch List
Jerry West Award Watch List

Chris Chiozza

PK80 All-Tournament Team (Motion Bracket)
Preseason 2nd-Team All-SEC (Coaches)

John Egbunu

Kareem Abdul-Jabbar Award Watch List

Jalen Hudson

PK80 All-Tournament Team (Motion Bracket)
SEC Player of the Week (Nov. 27)

Egor Koulechov

SEC Player of the Week (Nov. 20)

RECORD-BREAKING GAMES

- Florida's opening night win vs. Gardner-Webb set a slew of records, including most points and most 3-pointers ever by the Gators in a season opener.
- Egor Koulechov hit the most 3-pointers in a season opener and his 34 points tied the record for most points in a UF debut (Tom Baxley, 1962) and trailed only a 37-point outing by Neal Walk among opening night performances.
- Florida's 20T win vs. Gonzaga also produced significant performances as the Gators had three 20-point scorers for the first time since 2/8/12 at Arkansas (Erving Walker, Kenny Boynton, Bradley Beal).
- Entering this season, Florida had scored 100 points in back-to-back games 5 times in program history. It did so twice through five games this season. It also marked the first time UF scored 100 in four of five games.

- Against Gonzaga, Chris Chiozza became the first Gator in records back to 1996 to post a 25-point, 10-assist game.

RANKED WINS

- The Gators have three wins vs. ranked opponents this season, topping #17 Gonzaga and #17 Cincinnati on neutral courts and #11 Texas A&M on the road.

2017-18 SEC STANDINGS

FLORIDA	SEC		Overall	
	5-1	.833	13-5	.722
Auburn	4-1	.800	16-2	.889
Alabama	4-2	.667	12-6	.667
Kentucky	4-2	.667	14-4	.778
Missouri	3-2	.600	13-5	.722
Georgia	3-3	.500	12-5	.706
Ole Miss	3-3	.500	10-8	.556
South Carolina	3-3	.500	12-6	.667
Tennessee	3-3	.500	12-5	.706
LSU	2-3	.400	11-6	.647
Mississippi State	2-3	.400	14-4	.778
Arkansas	2-4	.333	12-6	.667
Texas A&M	1-5	.167	12-6	.667
Vanderbilt	1-5	.167	6-12	.333

AP TOP 25

- Villanova (63)
- Virginia (1)
- Purdue (1)
- Oklahoma
- *Duke
- West Virginia
- Wichita State
- Texas Tech
- Michigan State
- Kansas
- Xavier
- *Cincinnati
- *Gonzaga
- Arizona
- North Carolina
- Arizona State
- *Kentucky
- *Auburn
- *Kentucky
- Seton Hall
- *Clemson
- *Tennessee
- Ohio State
- Michigan
- TCU
- Miami

COACHES TOP 25

- Villanova (31)
- Virginia
- Purdue (1)
- Wichita State
- *Duke
- Oklahoma
- West Virginia
- Texas Tech
- Michigan State
- Kansas
- *Cincinnati
- Xavier
- *Gonzaga
- North Carolina
- Arizona State
- *Kentucky
- Arizona
- Seton Hall
- *Auburn
- *Tennessee
- Ohio State
- Miami
- TCU
- TCU

*2017-18 Florida Opponent

FLORIDA IN THE POLLS & RATINGS

Date	AP	Coaches	RPI	KenPom	Sagarin	KPI	BPI
Preseason	8	7	*	8	*	*	*
Nov. 13	8	7	*	8	19	*	10
Nov. 20	7	7	*	10	11	*	9
Nov. 27	6	6	*	10	11	*	23
Dec. 4	5	5	66	8	11	*	16
Dec. 11	22	22	67	21	20	55	28
Dec. 18	RV	RV	62	23	29	51	28
Dec. 25	RV	RV	99	35	31	73	35
Jan. 1	-	RV	87	35	31	73	39
Jan. 8	RV	RV	49	30	20	11	29
Jan. 15	RV	RV	39	32	20	28	28

*Initial rankings not yet released

INJURY REPORT

- John Egbunu:** ACL (R), suffered 2/14/17 at Auburn, cleared for non-contact activity
- Chase Johnson:** illness/concussion, out since 12/4 vs. FSU, timetable uncertain, cleared for non-contact activity
- Isaiah Stokes:** ACL (R), suffered while in high school, cleared for non-contact activity

HEAD COACH MIKE WHITE

YEAR-BY-YEAR COACHING RECORD

Year	School	Overall	League	Postseason
2011-12	Louisiana Tech	18-16 .529	6-8 .429	
2012-13	Louisiana Tech	27-7 .794	16-2 .889	NIT 2nd Round (1-1)
2013-14	Louisiana Tech	29-8 .784	13-3 .813	NIT Quarterfinals (2-1)
2014-15	Louisiana Tech	27-9 .750	15-3 .833	NIT Quarterfinals (2-1)
2015-16	Florida	21-15 .583	9-9 .500	NIT Quarterfinals (2-1)
2016-17	Florida	27-9 .750	14-4 .778	NCAA Elite Eight (3-1)
2017-18	Florida	13-5 .722	5-1 .833	
Overall	7th Year	162-69 .701	78-30 .722	5 postseasons (10-5)
At UF	3rd Year	61-29 .678	28-14 .667	2 postseasons (5-2/3-1 NCAA)

WHITE'S WIN-LOSS BREAKDOWN

	2017-18	Florida	Overall
Overall	13-5	61-29	162-69
Home	8-2	29-7	85-12
Away	2-1	16-14	50-43
Neutral	3-2	16-8	27-14
vs. Conference	5-1	28-14	78-30
vs. Conference Home	3-0	17-4	46-8
vs. Conference Away	2-1	11-10	32-22
vs. Non-Conference (Reg. Season)	8-4	27-11	68-28
vs. Non-Conference Home	5-2	12-3	37-4
vs. Non-Conference Away	0-0	3-3	13-17
vs. Non-Conference Neutral	3-2	12-5	18-7
Postseason Play	0-0	6-4	16-11
Conference Tournament	0-0	1-2	6-6
NCAA Tournament	0-0	3-1	3-1
NIT	0-0	2-1	7-4
vs. AP Top 25	3-1	7-12	7-13
vs. AP Top 15	1-1	3-6	3-7
vs. AP Top 10	0-1	2-3	2-4
vs. AP Top 5	0-1	0-3	0-3
vs. AP No. 1	0-1	0-2	0-2
Overtime	1-0	3-2	6-5
November	5-1	16-3	35-10
December	4-3	11-8	31-18
January	4-1	16-6	40-13
February	0-0	10-6	33-12
March	0-0	8-6	23-16
April	0-0	0-0	0-0
Sunday	1-1	4-4	10-7
Monday	1-1	3-1	10-3
Tuesday	1-0	12-7	20-9
Wednesday	3-1	8-4	17-10
Thursday	2-0	8-0	37-9
Friday	2-0	7-3	14-6
Saturday	3-2	19-10	55-25
Scoring 49 or fewer	0-0	0-0	0-1
Scoring 50-59	0-1	3-6	11-14
Scoring 60-69	1-2	5-10	23-29
Scoring 70-79	5-1	19-11	57-19
Scoring 80-89	3-1	22-1	46-5
Scoring 90-99	0-0	5-1	14-1
Scoring 100+	4-0	7-0	12-0
Allowing 49 or fewer	0-0	3-0	18-0
Allowing 50-59	1-0	11-2	36-2
Allowing 60-69	6-1	26-5	58-11
Allowing 70-79	4-2	16-11	40-32
Allowing 80-89	1-2	3-10	6-21
Allowing 90-99	0-0	1-1	3-3
Allowing 100+	1-0	1-0	1-0

Mike White led the Gators to the NCAA Elite Eight in his second season at the helm in Gainesville, as Florida posted a 27-9 mark and a 14-4 SEC record to finish second in the conference.

As a result, White was named SEC Coach of the Year, his third conference coach of the year honor in six seasons as a head coach, and was a semifinalist for the Naismith Men's College Coach of the Year.



The Gators won 24 regular season games in 2016-17, tied for third most in program history, including

a 15-6 record in games outside of Gainesville. Florida played just 10 home games as Exactech Arena's renovation was being completed, but the Gators made the most in posting a 9-1 mark in friendly confines.

Wins by an SEC Coach - First Two Seasons

1. John Calipari (UK)	2009-11	64
2. Tubby Smith (UK)	1997-99	63
3. Eddie Sutton (UK)	1985-87	50
4. Mike White (UF)	2015-17	48
5. Bruce Pearl (UT)	2005-07	46
6. Andy Kennedy (OM)	2006-08	45
Tubby Smith (UGA)	1995-97	45

Note: Coach White has no personal preference between Mike or Michael. We use Mike in our materials simply for consistency's sake, and either form is perfectly acceptable in broadcast or print.

2018 SIGNING CLASS

- › **Keyontae Johnson:** G/F, 6-6, 195, Norfolk, Va., Oak Hill Academy; Four-star, Rivals150, elite athlete with a 41-inch vertical
- › **Noah Locke:** G, 6-3, 205, Owings Mills, Md., McDonogh School; Four-star, ESPN100, Scout's #1-rated shooter in the class
- › **Andrew Nembhard:** G, 6-4, 190, Thornhill, Ontario, Montverde Academy; Five-star, top-50 prospect, Scout's #3-rated playmaker in the class.

QUOTABLE MIKE WHITE

On Chris Chiozza's leadership:

"He's been a very good leader by example to this point. I think he's also a supportive leader in the locker room and at the apartments and in the dorms. He's a relationship guy. So in those ways he's actually vocal outside the lines. We'll continue to try to challenge him to be a little more vocal between the lines, but pleased with his effort to this point."

On how last year's Elite Eight run helps:

"I think it's good for our fans, it's good for recruiting, just adds a little bit more excitement around a program. I just don't think it's got a big bearing on how we play. We're going to practice to a certain standard every day. We've got high-character guys. They want to be as good as they possibly can be as players and as a team. The run last year I think gave us a little bit more confidence in terms of what we're doing and more buy-in."

THE LAST TIME...

INDIVIDUAL PERFORMANCES

20 Points: 28, KeVaughn Allen; 21, Jalen Hudson; vs. Arkansas, 1/17/18

25 Points: 28, KeVaughn Allen, vs. Arkansas, 1/17/18

30 Points: 35, Jalen Hudson, vs. Gonzaga (at Portland), 11/24/17

35 Points: 35, Jalen Hudson, vs. Gonzaga (at Portland), 11/24/17

40 Points: 40, Eugene McDowell, vs. Biscayne, 12/21/82

50 Points: 54, Tony Miller, vs. Chicago State, 2/29/72

10 Rebounds: 11, Egor Koulechov, at Ole Miss, 1/13/18

12 Rebounds: 12, Chris Chiozza, vs. Missouri, 2/2/17

15 Rebounds: 15, Dorian Finney-Smith, at Arkansas, 1/11/14

20 Rebounds: 20, Andrew DeClercq, vs. Kentucky, 1/18/94

25 Rebounds: 25, Neal Walk, vs. Georgia, 3/1/69

30 Rebounds: 31, Neal Walk, vs. Alabama, 1/27/68

10 Assists: 10, Chris Chiozza, vs. Gonzaga (at Portland), 11/24/17

12 Assists: 12, Kasey Hill, at Auburn, 2/14/17

15 Assists: 17, Jason Williams, vs. Duquesne, 12/3/97

Made 8 Field Goals: 8-for-12, KeVaughn Allen, vs. Arkansas, 1/17/18

Made 10 Field Goals: 10-for-20, Jalen Hudson, vs. Duke (at Portland), 11/26/17

Made 12 Field Goals: 12-for-15, John Egbunu, vs. Kentucky, 3/1/16

Attempted 15 Field Goals: 4-for-15, Egor Koulechov, at Ole Miss, 1/13/18

Attempted 20 Field Goals: 10-for-20, Jalen Hudson, vs. Duke (at Portland), 11/26/17

Attempted 25 Field Goals: 9-for-26, Anthony Roberson, vs. Tennessee, 1/19/05

Made 5/6 3-Pointers: 6-for-7, KeVaughn Allen, vs. Arkansas, 1/17/18

Made 7/8 3-Pointers: 8-for-12, Jalen Hudson, vs. Gonzaga (at Portland), 11/24/17

Made 9+ 3-Pointers: 11-for-18, Michael Frazier II, at South Carolina, 3/4/14

Shot 100% from 3 with 5+ makes: 5-for-5, Egor Koulechov, vs. Stanford (at Portland), 11/23/17

Attempted 10 3-Pointers: 3-for-10, Jalen Hudson, vs. Incarnate Word, 12/22/17

Attempted 12 3-Pointers: 8-for-12, Jalen Hudson, vs. Gonzaga (at Portland), 11/24/17

Attempted 15 3-Pointers: 11-for-18, Michael Frazier II, at South Carolina, 3/4/14

Made 10 Free Throws: 13-for-18, Keith Stone, at Ole Miss, 1/13/18

Made 12 Free Throws: 13-for-18, Keith Stone, at Ole Miss, 1/13/18

Made 15 Free Throws: 19-for-22, Joakim Noah, vs. Georgia, 3/1/06

Attempted 10 Free Throws: 13-for-18, Keith Stone, at Ole Miss, 1/13/18

Attempted 15 Free Throws: 13-for-18, Keith Stone, at Ole Miss, 1/13/18

Attempted 20 Free Throws: 19-for-22, Joakim Noah, vs. Georgia, 3/1/06

4/5 Blocks: 5, Kevarrius Hayes, at Texas A&M, 1/2/18

6 Blocks: 6, Patric Young, vs. Savannah St., 11/20/12

7 Blocks: 7, Al Horford, vs. Ole Miss, 2/16/05

5/6 Steals: 6, Kevarrius Hayes, vs. Virginia, 3/16/17 (NCAA Tournament)

7 Steals: 7, Dan Werner, vs. Georgia, 2/9/08

4-Point Play: Chris Chiozza, vs. Mississippi State, 1/10/18

2-4-Point Plays: Canyon Barry, vs. Georgia, 1/14/17

Double-Double with Points/Rebounds: Egor Koulechov, 11 points/11 rebounds, at Ole Miss, 1/13/18

Double-Double with Points/Assists: Chris Chiozza, vs. Gonzaga (at Portland), 11/24/17, 26 points/10 assists

Triple-Double: Chris Chiozza, vs. Missouri, 2/2/17, 12 points/12 rebounds/10 assists

2 Straight Double-Doubles: Chris Chiozza, vs. Stanford (at Portland), 11/23/17, 14p/11a; vs. Gonzaga (at Portland), 11/24/17, 26p/10a

3 Straight Double-Doubles: Dorian Finney-Smith, at Texas A&M, 1/12/16, 17p/12r; at Ole Miss, 1/16/16, 17p/10r; vs. Mississippi State, 1/19/16, 20p/13r

4 Straight Double-Doubles: David Lee, vs. Vanderbilt, 2/23/05, 13p/14r; at South Carolina, 2/27/05, 13p/14r; at Georgia, 3/2/05, 17p/13r; vs. Kentucky, 3/6/05, 11p/10r

5+ Points, Rebounds, Assists, Steals: Kasey Hill, vs. Ole Miss, 1/3/17, 8p/5r/5a/6s

20 Points & 10 assists: Chris Chiozza, vs. Gonzaga (at Portland), 11/24/17, 26 points/10 assists

20 Points & 10 Rebounds: Jalen Hudson, vs. Duke (at Portland), 11/26/17, 24 points/10 rebounds

20 Points & 15 Rebounds: Dorian Finney-Smith, at Arkansas, 1/11/14, 22 points/15 rebounds

25 Points & 10 Rebounds: Erik Murphy, vs. LSU (SEC Tournament), 3/15/13, 27 points/12 rebounds

25 Points & 15 Rebounds: Greg Stolt, vs. USF, 12/10/96, 33 points/15 rebounds

30 Points & 10 Rebounds: Joakim Noah, vs. Georgia, 3/1/06, 37 points/11 rebounds

30 Points & 15 Rebounds: Greg Stolt, vs. USF, 12/10/96, 33 points/15 rebounds

TEAM PERFORMANCES

85 Points: 88, vs. Arkansas, 1/17/18

90 Points: 111, vs. Gonzaga (at Portland), 11/24/17

95 Points: 111, vs. Gonzaga (at Portland), 11/24/17

100 Points: 111, vs. Gonzaga (at Portland), 11/24/17

105 Points: 111, vs. Gonzaga (at Portland), 11/24/17

110 Points: 111, vs. Gonzaga (at Portland), 11/24/17

115 Points: 116, vs. Gardner-Webb, 11/13/17

120 Points: 125, vs. FAMU, 12/10/00

130 Points: 131, vs. New Hampshire, 11/29/99

50 Rebounds: 54, vs. Kentucky, 2/4/17

55 Rebounds: 56, vs. Missouri, 2/2/17

60 Rebounds: 62, NCAA Tournament vs. Jackson State, 3/16/07

20 Offensive Rebounds: 20, vs. Mercer (at Jacksonville), 11/13/16

25 Offensive Rebounds: 27, vs. Bethune-Cookman, 12/11/99

Made 35 Field Goals: 38-for-65, vs. Stanford (at Portland), 11/23/17

Made 40 Field Goals: 42-for-79, vs. North Florida, 11/16/17

Made 45 Field Goals: 46-for-81, vs. New Hampshire, 11/29/99

Attempted 65 Field Goals: 24-for-65, vs. Loyola Chicago, 12/6/17

Attempted 70 Field Goals: 30-for-71, vs. Duke (at Portland), 11/26/17

Attempted 75 Field Goals: 42-for-79, vs. North Florida, 11/16/17

Attempted 80 Field Goals: 39-for-83, vs. FAU, 11/27/00

Made 10 3-Pointers: 13-for-25, vs. Arkansas, 1/17/18

Made 12 3-Pointers: 13-for-25, vs. Arkansas, 1/17/18

Made 15 3-Pointers: 17-for-28, at Texas A&M, 1/2/18

Made 18 3-Pointers: 19-for-33, at LSU, 1/25/17

Attempted 25 3-Pointers: 13-for-25, vs. Arkansas, 1/17/18

Attempted 30 3-Pointers: 9-for-36, vs. Incarnate Word, 12/22/17

Attempted 35 3-Pointers: 9-for-36, vs. Incarnate Word, 12/22/17

Made 25 Free Throws: 27-for-30, vs. Vanderbilt, 12/30/17

Made 30 Free Throws: 31-for-38, vs. New Hampshire, 11/19/17

Made 35 Free Throws: 37-for-42, at Auburn, 2/14/17

Made 40 Free Throws: 40-for-50, vs. Morehead State, 12/22/98

Attempted 35 Free Throws: 28-for-35, vs. Gonzaga (at Portland), 11/24/17

Attempted 40 Free Throws: 37-for-42, at Auburn, 2/14/17

Attempted 45 Free Throws: 33-for-45, vs. Florida State, 11/25/05

Attempted 50 Free Throws: 40-for-50, vs. Morehead State, 12/22/98

20/25 Assists: 25, at Texas A&M, 1/2/18

25 Assists: 25, at Texas A&M, 1/2/18

30 Assists: 32, vs. Northeastern, 12/22/03

10 Steals: 15, vs. Incarnate Word, 12/22/17

15 Steals: 15, vs. Incarnate Word, 12/22/17

20 Steals: 22, vs. VMI, 12/28/99

25 Steals: 25, vs. Morehead State, 12/22/98

Forced 20 Turnovers: 24, vs. Incarnate Word, 12/22/17

Forced 25 Turnovers: 25, vs. Toledo, 11/14/08

Forced 30 Turnovers: 30, vs. Georgia, 2/5/00

Forced 35 Turnovers: 35, vs. Florida A&M, 12/4/99

8 Blocks: 8, at Texas A&M, 1/2/18

9/10 Blocks: 10, vs. Vanderbilt, 12/30/17

11 Blocks: 11, vs. Miami (at Orlando), 11/27/16

12 Blocks: 12, vs. FAMU, 12/17/06

Had 5 Players with 10 Points: at Missouri, 1/6/18; Jalen Hudson (16), Egor Koulechov (15), Chris Chiozza (13), Keith Stone (13), Kevarrius Hayes (10)

Had 6 Players with 10 Points: vs. North Florida, 11/16/17; KeVaughn Allen (18), Keith Stone (14), Egor Koulechov (13), Deaundrea Ballard (12), Gorjok Gak (12), Jalen Hudson (12)

Had 7 Players with 10 Points: at Auburn, 2/14/17; Canyon Barry (30), KeVaughn Allen (17), Devin Robinson (14), Chris Chiozza (11), Kasey Hill (11), John Egbunu (10), Justin Leon (10)

Had 8 Players with 10 Points: vs. North Carolina A&T, 11/18/10; Kenny Boynton (16), Chandler Parsons (16), Casey Prather (12), Erik Murphy (11), Erving Walker (11), Scottie Wilbekin (11), Patric Young (11), Vernon Macklin (10)

Had 2 Players with 20 Points: vs. Arkansas, 1/17/18; KeVaughn Allen (28), Jalen Hudson (21)

Had 3 Players with 20 Points: vs. Gonzaga (at Portland), 11/24/17; Jalen Hudson (35), Chris Chiozza (26), KeVaughn Allen (23)

Had 2 Players with 25 Points: vs. Gonzaga (at Portland), 11/24/17; Jalen Hudson (35), Chris Chiozza (26)

Had 2 Players with 30 Points: vs. Georgia, 3/3/62; Cliff Luyk (36), Tom Barbee (32)

Had 7 Players Make a 3-Pointer: 7, vs. Little Rock, 12/21/16

Had 8 Players Make a 3-Pointer: 8, vs. North Carolina A&T, 11/16/15

Had 9 Players Make a 3-Pointer: 9, vs. Chattanooga, 11/18/06 (tied for NCAA record)

Had 2 Players with 10 Rebounds: at Mississippi State, 2/18/17; Kevarrius Hayes (10), Devin Robinson (10)

Had 3 Players with 10 Rebounds: vs. Richmond, 12/1/15; John Egbunu (14), Dorian Finney-Smith (13), Devin Robinson (13)

Had 2 Players with a Double-Double: vs. Virginia, 3/18/17 (NCAA Tournament); Devin Robinson (14 points, 11 rebounds), Justin Leon (14 points, 10 rebounds)

Had 3 Players with a Double-Double: vs. Jacksonville, 12/18/05; Corey Brewer (15 points, 13 assists & 10 rebounds), Joakim Noah (21 points, 10 rebounds), Al Horford (20 points, 11 rebounds)

Had 2 Players Foul Out: 2, at Ole Miss, 1/13/18; Jalen Hudson, Keith Stone

Had 3 Players Foul Out: 3, vs. Seton Hall (at Orlando), 11/24/16; Chris Chiozza, Kasey Hill, Devin Robinson

Overcame a 10-Point Deficit: at Missouri, 1/6/18; Triled 24-12 at 10:58 in 1st half & 62-52 at 10:05 in 2nd half & won, 77-75

Lost a 10-Point Lead: vs. Clemson (at Sunrise), 12/16/17; Led 47-35 at 17:24 in 2nd half, lost 71-69

Made a Buzzer-Beater/Game-Winner: 1/6/18, at Missouri, Chris Chiozza steal & layup with :00.1 left to win, 77-75

Lost on a Game-Winner: 12/29/15, vs. Florida State, Dwayne Bacon jumper with :04 left to defeat UF, 73-71

2017-18 FLORIDA GATORS



#0 MIKE OKAURU
G | Fr. | 6-3 | 180 | Raleigh, N.C.




#1 CHASE JOHNSON
F | Fr. | 6-9 | 205 | Ripley, W.V.



#2 ISAIAH STOKES
F | Fr. | 6-8 | 270 | Memphis, Tenn.



#3 JALEN HUDSON
G | Jr. | 6-6 | 192 | Richmond, Va.



#4 EGOR KOULECHOV
G | Gr. | 6-5 | 205 | Volgograd, Russia



#5 KEVAUGHN ALLEN
G | Jr. | 6-2 | 193 | Little Rock, Ark.



#11 CHRIS CHIOZZA
G | Sr. | 6-0 | 175 | Memphis, Tenn.



#12 GORJOK GAK
C | Fr. | 6-11 | 245 | Sydney, Australia



#13 KEVARRIUS HAYES
F/C | Jr. | 6-9 | 225 | Live Oak, Fla.




#14 MAK KRAUSE
G | Jr. | 6-2 | 170 | Atlanta, Ga.



#15 JOHN EGBUNU
C | Sr. | 6-11 | 265 | Bauchi, Nigeria



#21 DONTAY BASSETT
F | Fr. | 6-9 | 240 | Oakland, Calif.



#22 ANDREW FAVA
G | Fr. | 5-10 | 165 | Baltimore, Md.



#24 DEAUNDRAE BALLARD
G | Fr. | 6-5 | 195 | Atlanta, Ga.



#25 KEITH STONE
F | So. | 6-8 | 245 | Deerfield Beach, Fla.



MIKE WHITE
Head Coach



DUSTY MAY
Assistant Coach



JORDAN MINCY
Assistant Coach



DARRIS NICHOLS
Assistant Coach

MEDIA INFORMATION

The University of Florida appreciates the media coverage from all local, regional and national outlets. The Communications Office believes in developing mutually beneficial relationships with the media and we emphasize a positive and professional working environment with all entities. The ultimate goal of the Communications Office is to provide accurate and timely information about our athletic teams and to ensure that we assist the media to the best of our abilities while they cover our program.

CREDENTIALS: Requests for credentials will be taken online and reviewed by Denver Parler. To access the credential request form, please visit www.sportssystem.com/florida. Once you have submitted your credential request, you will receive an automated email from the Communications Department acknowledging your request was received and is being reviewed. Once a decision on your request is made, you will receive an email with further information. Requests must be made by the day prior to a game (noon for afternoon games or 4:30 p.m. for evening games).

CREDENTIAL PICK-UP: Credentials will be mailed up until 10 days prior to the event or held at the Press Will Call window at Gate One of the O'Connell Center, which opens for pick-up 90 minutes prior to each game. Credentials can be overnighted at the expense of the media organization within 10 days of the event (by request).

PARKING: A limited number of parking spaces exist and can be requested online with your credential application. Please note that if you request to pick up your credentials at Press Will Call, we will be unable to provide a parking pass as you will have to park before visiting Press Will Call. Free parking is available in the deck next to the O'Connell Center and is generally still available 75-90 minutes before the game.

MEDIA ROOM/INTERVIEW AREA: Located between Gates 1 & 4 in the Orange & Blue room near the loading dock, the media room includes work space, necessary electrical outlets, a television and wireless internet. A pre-game meal, snacks and soft drinks are also available in the media room. The pre-game meal begins 1:15 before tip. Post-game coach and player press conferences are also conducted in this area.

FLORIDA LOCKER ROOM: The Gator locker room is closed to the media with the exception of the SEC and NCAA Tournaments. Coach White and selected players will be available to the media following games in the media room/interview area. At Florida home games, players are available first while Coach White will follow with a post-game press conference in the Orange & Blue Room. If the visiting team chooses to utilize the media room, they will do so either directly before or after Florida players. Coach White will typically go last.

VISITOR LOCKER ROOM: Interview policies and procedures will be determined by visiting Sports Information Directors and coaches. Those procedures will be announced on game days.

GENERAL GAME DAY MEDIA SERVICES: Game program/scorecard, game notes, play-by-play, complete halftime and final statistics, coaches' & player quote sheets and post-game notes are all regular services on game days.

SEATING: Press seating is assigned, and all media members are asked to utilize their assigned seat. Press seating is located in the corner nearest the Florida bench. Photographers are restricted to two baseline locations closest to the team benches.

TENTATIVE MEDIA SCHEDULE: JAN. 15-22

Monday	Tuesday	Wednesday	Thursday	Friday	Saturday	Sunday
No Availability	1:30 p.m. Coach White/ Player (Women's Club)	7 p.m. Game vs. Arkansas	No Availability	1 p.m. Coach White/ Player (Practice Facility)	8:15 p.m. Game at Kentucky	No Availability

UNIVERSITY FACTS

Location: Gainesville, Fla.
 Founded: 1853
 Enrollment: 54,854
 Conference: Southeastern (SEC)
 Nickname: Gators
 UF President: Dr. W. Kent Fuchs
 Athletic Director: Scott Stricklin
 Mascots: Albert and Alberta
 Colors: Orange (PMS 172) and Blue (PMS 287)
 Website: FloridaGators.com
 Facebook: facebook.com/GatorsMBK
 Twitter: @GatorsMBK, @MikeWhiteUF
 Instagram: @gatorsmbk
 Faculty Rep: Dr. Michael Sagas

COACHING STAFF FACTS

Head Coach: Mike White (Ole Miss '00)
 UF Record: 3rd season/61-29
 Overall Record: 7th season/162-69
 Assistant Coaches: Dusty May (Indiana '00), Jordan Mincy (Kent State '09), Darris Nichols (West Virginia '08)
 Athletic Trainer: David "Duke" Werner
 Strength & Conditioning Coordinator: Preston Greene
 Director of Basketball Operations: Kyle Church
 Video Coordinator: Jonathan Blake
 Office Manager: Tracy Pfaff
 Staff Assistant: Mike Robuck
 Academic Counselor: Tom Williams

PROGRAM FACTS

Arena: Exactech Arena at the Stephen C. O'Connell Center (10,151)
 Season: 99th
 Overall Record: 1,408-1,090
 SEC Record: 626-642
 NCAA Tournaments: 18 (1989, '94, '95, '99, 2000, '01, '02, '03, '04, '05, '06, '07, '10, '11, '12, '13, '14, '17)
 Final Fours: 5 (1994, 2000, '06, '07, '14)
 National Championships: 2 (2006, '07)
 NIT Appearances: 10 (1969, '84, '85, '86, '92, '93, '98, 2008, '09, '16)
 SEC Tournament Championships: 4 (2005, '06, '07, '14)
 SEC Championships: 7 (1989, 2000, '01, '07, '11, '13, '14)
 All-Americans: 25
 All-SEC: 108
 SEC Academic Honor Roll: 115
 NBA Draftees: 35
 2016-17 Record: 27-9
 2016-17 Conference Record: 14-4 (2nd)
 Lettermen Returning/Lost: 6/6
 Starters Returning/Lost: 2/3

Communications Contact

Denver Parler | denverp@gators.ufl.edu
 352-692-6195 (o) | 352-318-3493 (c)
 Fax: 352-375-4809

#0 MIKE OKAURU

FRESHMAN | G | 6-3 | 180 | RALEIGH, N.C. | BREWSTER ACADEMY



OVERVIEW

- › Rated a four-star prospect by ESPN and a three-star prospect by Rivals and 247sports.
- › Rated the No. 8 player out of the state of North Carolina.
- › Great size and athleticism with playmaking ability.

2017-18 HIGHLIGHTS

- › Regular part of the Gators' rotation in a deep and talented backcourt.
- › Showed a scoring knack with 13 points in his collegiate debut and followed with a 15-point outing vs. Stanford at the PK80.
- › Provided a boost with nine points off the bench at Ole Miss, his best offensive outing in SEC play.
- › Entered Florida with the reputation of a high-motor defensive specialist, but has shown better-than-advertised offensive skill.

CAREER STATS

Season	gp-gs	min/avg	Total		3-Point		F-Throws		Rebounds				Scoring							
			fg-fga	pct	fg-fga	pct	ft-fa	pct	off	def	tot	avg	pf	fo	ast	to	blk	stl	pts	avg
2017-18	18-0	192/10.7	25-51	.490	12-26	.462	11-17	.647	3	19	22	1.2	13	0	15	5	1	6	73	4.1
TOTAL	18-0	192/10.7	25-51	.490	12-26	.462	11-17	.647	3	19	22	1.2	13	0	15	5	1	6	73	4.1

2017-18 GAME-BY-GAME STATS

Opponent	Date	gs	min	Total		3-Pointers		Free throws		Rebounds				pf	a	t/o	blk	stl	pts	avg
				fg-fga	pct	3fg-fga	pct	ft-fa	pct	off	def	tot	avg							
GARDNER-WEBB	11/13/17	16	3-4	.750	2-2	1.000	5-7	.714	0	2	2	2.0	2	4	2	0	0	13	13.0	
NORTH FLORIDA	11/16/17	17	1-4	.250	0-1	.000	0-0	.000	1	1	2	2.0	2	3	0	0	2	2	7.5	
NEW HAMPSHIRE	11/19/17	4	0-0	.000	0-0	.000	1-2	.500	0	0	0	1.3	0	0	0	0	0	1	5.3	
vs Stanford	11/23/17	20	6-7	.857	2-3	.667	1-2	.500	0	2	2	1.5	2	2	1	1	0	15	7.8	
vs Gonzaga	11/24/17	10	1-2	.500	1-1	1.000	0-0	.000	0	0	0	1.2	0	0	0	0	0	3	6.8	
vs Duke	11/26/17	3	0-0	.000	0-0	.000	0-0	.000	0	1	1	1.2	1	0	0	0	0	0	5.7	
FLORIDA STATE	12/4/17	10	1-2	.500	1-1	1.000	0-0	.000	0	1	1	1.1	1	1	0	0	0	3	5.3	
LOYOLA CHICAGO	12/6/17	4	0-0	.000	0-0	.000	0-0	.000	0	0	0	1.0	1	0	0	0	0	0	4.6	
vs Cincinnati	12/9/17	4	0-0	.000	0-0	.000	0-0	.000	0	1	1	1.0	0	0	0	0	0	0	4.1	
vs Clemson	12/16/17	4	0-0	.000	0-0	.000	0-0	.000	0	0	0	0.9	1	0	0	0	0	0	3.7	
JAMES MADISON	12/20/17	11	2-3	.667	1-2	.500	2-2	1.000	1	0	1	0.9	0	1	0	0	0	7	4.0	
INCARNATE WORD	12/22/17	23	3-8	.375	2-6	.333	0-0	.000	0	3	3	1.1	1	0	1	0	3	8	4.3	
VANDERBILT	12/30/17	6	0-3	.000	0-2	.000	0-0	.000	0	2	2	1.2	1	0	0	0	0	0	4.0	
at Texas A&M	1/2/18	1	0-0	.000	0-0	.000	0-0	.000	0	0	0	1.1	0	0	0	0	0	0	3.7	
at Mizzou	1/6/18	13	2-5	.400	1-3	.333	0-0	.000	0	3	3	1.2	1	2	1	0	0	5	3.8	
MISSISSIPPI STATE	1/10/18	18	1-2	.500	0-0	.000	1-2	.500	0	2	2	1.3	0	1	0	0	1	3	3.8	
at Ole Miss	1/13/18	15	3-6	.500	2-4	.500	1-2	.500	0	1	1	1.2	0	1	0	0	0	9	4.1	
ARKANSAS	1/17/18	13	2-5	.400	0-1	.000	0-0	.000	1	0	1	1.2	0	0	0	0	0	4	4.1	
Totals		0	192	25-51	.490	12-26	.462	11-17	.647	3	19	22	1.2	13	15	5	1	6	73	4.1

Games played: 18
 Minutes/game: 10.7
 Points/game: 4.1
 FG Pct: 49.0
 3FG Pct: 46.2
 FT Pct: 64.7

Rebounds/game: 1.2
 Assists/game: 0.8
 Turnovers/game: 0.3
 Assist/turnover ratio: 3.0
 Steals/game: 0.3
 Blocks/game: 0.1

GAME HIGHS

Points	2017-18/Career	15, vs. Stanford (11/23/17)
Rebounds	2017-18/Career	3, 2x, last at Missouri (1/6/18)
Field Goals	2017-18/Career	6, vs. Stanford (11/23/17)
Field Goal Attempts	2017-18/Career	8, vs. Incarnate Word (12/22/17)
3-Point Field Goals	2017-18/Career	2, 4x, last at Ole Miss (1/13/18)
3-Point FG Attempts	2017-18/Career	6, vs. Incarnate Word (12/22/17)
Free Throws	2017-18/Career	5, vs. Gardner-Webb (11/13/17)
Free Throw Attempts	2017-18/Career	7, vs. Gardner-Webb (11/13/17)
Assists	2017-18/Career	4, vs. Gardner-Webb (11/13/17)
Steals	2017-18/Career	3, vs. Incarnate Word (12/22/17)
Blocked Shots	2017-18/Career	---
Minutes Played	2017-18/Career	23, vs. Incarnate Word (12/22/17)

#1 CHASE JOHNSON

FRESHMAN | F | 6-9 | 205 | RIPLEY, W.V. | HUNTINGTON PREP

OVERVIEW

- › Rated a four-star recruit by ESPN and a three-star recruit by 247Sports.
- › Combo forward with the ability to play a stretch-4 position.
- › Great athlete with a knack for finding the ball.
- › ESPN.com bottom line: "He's a young and blossoming forward with notable upside because he combines athleticism, a foundation of skill and a good nose for the ball."

2017-18 HIGHLIGHTS

- › Projects as a power forward and has the skillset to square up and use his athleticism to make plays.
- › Scored nine points, including an and-1 play, in his first collegiate game.
- › Has missed significant time while going through concussion protocol.



CAREER STATS

Season	gp-gs	min/avg	Total		3-Point		F-Throws		Rebounds				Scoring							
			fg-fga	pct	fg-fga	pct	ft-fla	pct	off	def	tot	avg	pf	fo	ast	to	blk	stl	pts	avg
2017-18	4-0	33/8.3	6-12	.500	0-0	.000	5-6	.833	5	3	8	2.0	2	0	1	1	2	2	17	4.3
TOTAL	4-0	33/8.3	6-12	.500	0-0	.000	5-6	.833	5	3	8	2.0	2	0	1	1	2	2	17	4.3

2017-18 GAME-BY-GAME STATS

Opponent	Date	gs	min	Total		3-Pointers		Free throws		Rebounds				pf	a	t/o	blk	stl	pts	avg
				fg-fga	pct	3fg-fga	pct	ft-fla	pct	off	def	tot	avg							
GARDNER-WEBB	11/13/17	9	3-3	1.000	0-0	.000	3-3	1.000	2	0	2	2.0	0	0	1	1	1	9	9.0	
NORTH FLORIDA	11/16/17	10	2-4	.500	0-0	.000	0-1	.000	2	2	4	3.0	1	1	0	0	0	4	6.5	
NEW HAMPSHIRE	11/19/17	2	0-1	.000	0-0	.000	0-0	.000	0	0	0	2.0	1	0	0	0	0	0	4.3	
vs Stanford	11/23/17	12	1-4	.250	0-0	.000	2-2	1.000	1	1	2	2.0	0	0	0	1	1	4	4.3	
vs Gonzaga	11/24/17	dnp	-	-	-	-	-	-	-	-	-	-	-	-	-	-	-	-	-	
vs Duke	11/26/17	dnp	-	-	-	-	-	-	-	-	-	-	-	-	-	-	-	-	-	
FLORIDA STATE	12/4/17	dnp	-	-	-	-	-	-	-	-	-	-	-	-	-	-	-	-	-	
LOYOLA CHICAGO	12/6/17	dnp	-	-	-	-	-	-	-	-	-	-	-	-	-	-	-	-	-	
vs Cincinnati	12/9/17	dnp	-	-	-	-	-	-	-	-	-	-	-	-	-	-	-	-	-	
INCARNATE WORD	12/22/17	dnp	-	-	-	-	-	-	-	-	-	-	-	-	-	-	-	-	-	
VANDERBILT	12/30/17	dnp	-	-	-	-	-	-	-	-	-	-	-	-	-	-	-	-	-	
at Texas A&M	1/2/18	dnp	-	-	-	-	-	-	-	-	-	-	-	-	-	-	-	-	-	
at Mizzou	1/6/18	dnp	-	-	-	-	-	-	-	-	-	-	-	-	-	-	-	-	-	
MISSISSIPPI STATE	1/10/18	dnp	-	-	-	-	-	-	-	-	-	-	-	-	-	-	-	-	-	
at Ole Miss	1/13/18	dnp	-	-	-	-	-	-	-	-	-	-	-	-	-	-	-	-	-	
ARKANSAS	1/17/18	dnp	-	-	-	-	-	-	-	-	-	-	-	-	-	-	-	-	-	
Totals		0	33	6-12	.500	0-0	.000	5-6	.833	5	3	8	2.0	2	1	1	2	2	17	4.3

Games played: 4
 Minutes/game: 8.3
 Points/game: 4.3
 FG Pct: 50.0
 FT Pct: 83.3

Rebounds/game: 2.0
 Assists/game: 0.3
 Turnovers/game: 0.3
 Assist/turnover ratio: 1.0
 Steals/game: 0.5
 Blocks/game: 0.5

GAME HIGHS

Points	2017-18/Career	9, vs. Gardner-Webb (11/13/17)
Rebounds	2017-18/Career	4, vs. North Florida (11/16/17)
Field Goals	2017-18/Career	3, vs. Gardner-Webb (11/13/17)
Field Goal Attempts	2017-18/Career	4, 2x, last vs. Stanford (11/23/17)
3-Point Field Goals	2017-18/Career	---
3-Point FG Attempts	2017-18/Career	---
Free Throws	2017-18/Career	3, vs. Gardner-Webb (11/13/17)
Free Throw Attempts	2017-18/Career	3, vs. Gardner-Webb (11/13/17)
Assists	2017-18/Career	1, vs. North Florida (11/16/17)
Steals	2017-18/Career	1, 2x, last vs. Stanford (11/23/17)
Blocked Shots	2017-18/Career	1, 2x, last vs. Stanford (11/23/17)
Minutes Played	2017-18/Career	12, vs. Stanford (11/23/17)

#3 JALEN HUDSON

JUNIOR | G | 6-6 | 192 | RICHMOND, VA. | VIRGINIA TECH



OVERVIEW

- › Played 67 games at Virginia Tech with 27 starts, averaging 7.7 points over two seasons in Blacksburg.
- › Shot .432 out of the backcourt and went .500 or better from the field in 29 games at VT.
- › Brings good length and pure scoring ability to the perimeter.

2017-18 HIGHLIGHTS

- › Scored five points in UF's 7-0 run over the final 1:10 to win at Missouri. Finished the game with a team-high 16 points off the bench.
- › Dropped 36 points vs. Gonzaga after being limited to four points in four minutes in the first half due to foul trouble. His eight 3-pointers tied for third-most in a game in Florida history.
- › Exploded for 26 points off the bench in Florida's win vs. New Hampshire, scoring 22 in the second half. Followed that up by scoring all 17 points vs. Stanford within the first 13 minutes of the game, tallying 39 points over 33 minutes of game play.
- › Got his UF career off to a quick start with 16 points in the season opener.

CAREER STATS

Season	gp-gs	min/avg	Total		3-Point		F-Throws		Rebounds				Scoring							
			fg-fga	pct	fg-fga	pct	ft-fga	pct	off	def	tot	avg	pf	fo	ast	to	blk	stl	pts	avg
2014-15*	32-3	535/16.7	80-167	.479	15-53	.283	47-73	.644	23	40	63	2.0	58	2	37	51	10	17	222	6.9
2015-16*	35-24	700/20.0	99-247	.401	28-81	.346	67-100	.670	59	79	138	3.9	67	2	21	49	5	21	293	8.4
2017-18	18-9	455/25.3	97-199	.487	46-107	.430	57-80	.713	7	65	72	4.0	34	1	19	17	10	13	297	16.5
TOTAL	18-9	455/25.3	97-199	.487	46-107	.430	57-80	.713	7	65	72	4.0	34	1	19	17	10	13	297	16.5
All*	85-36	1690/19.9	276-613	.450	89-241	.369	171-253	.676	89	184	273	3.2	159	5	77	117	25	51	812	9.6

2017-18 GAME-BY-GAME STATS

Opponent	Date	gs	min	Total		3-Pointers		Free throws		Rebounds				pf	a	t/o	blk	stl	pts	avg	
				fg-fga	pct	3fg-fga	pct	ft-fga	pct	off	def	tot	avg								
GARDNER-WEBB	11/13/17	*	19	6-8	.750	3-5	.600	1-2	.500	0	2	2	2.0	2	3	0	0	0	16	16.0	
NORTH FLORIDA	11/16/17		23	5-11	.455	1-5	.200	1-3	.333	1	2	3	2.5	4	0	0	0	1	12	14.0	
NEW HAMPSHIRE	11/19/17		29	7-12	.583	1-4	.250	11-12	.917	0	7	7	4.0	2	1	1	0	0	26	18.0	
vs Stanford	11/23/17	*	25	5-9	.556	4-7	.571	3-3	1.000	0	2	2	3.5	2	1	1	1	1	17	17.8	
vs Gonzaga	11/24/17	*	31	11-20	.550	8-12	.667	5-6	.833	1	4	5	3.8	4	0	1	1	0	35	21.2	
vs Duke	11/26/17	*	36	10-20	.500	2-6	.333	2-3	.667	3	7	10	4.8	1	3	2	1	3	24	21.7	
FLORIDA STATE	12/4/17	*	26	5-11	.455	2-6	.333	4-9	.444	0	2	2	4.4	2	0	1	1	0	16	20.9	
LOYOLA CHICAGO	12/6/17		22	3-11	.273	0-5	.000	3-5	.600	1	3	4	4.4	2	1	0	0	1	9	19.4	
vs Cincinnati	12/9/17	*	25	6-8	.750	3-5	.600	2-2	1.000	1	2	3	4.2	2	0	3	1	2	17	19.1	
vs Clemson	12/16/17	*	34	7-18	.389	4-8	.500	5-9	.556	0	4	4	4.2	1	0	1	1	1	23	19.5	
JAMES MADISON	12/20/17		23	3-9	.333	2-6	.333	2-2	1.000	0	3	3	4.1	3	0	1	0	1	10	18.6	
INCARNATE WORD	12/22/17	*	31	5-13	.385	3-10	.300	0-0	.000	0	4	4	4.1	1	6	1	0	2	13	18.2	
VANDERBILT	12/30/17		14	2-5	.400	2-4	.500	2-4	.500	0	2	2	3.9	0	0	0	1	0	8	17.4	
at Texas A&M	1/2/18		15	4-6	.667	3-4	.750	0-1	.000	0	2	2	3.8	1	0	1	0	0	11	16.9	
at Mizzou	1/6/18		27	5-7	.714	2-3	.667	4-7	.571	0	3	3	3.7	1	1	0	0	0	16	16.9	
MISSISSIPPI STATE	1/10/18	*	30	3-13	.231	1-7	.143	5-5	1.000	0	4	4	3.8	1	1	2	1	0	12	16.6	
at Ole Miss	1/13/18		19	4-7	.571	1-3	.333	2-2	1.000	0	3	3	3.7	5	1	1	1	0	11	16.2	
ARKANSAS	1/17/18		26	6-11	.545	4-7	.571	5-5	1.000	0	9	9	4.0	0	1	1	1	1	21	16.5	
Totals			9	455	97-199	.487	46-107	.430	57-80	.713	7	65	72	4.0	34	19	17	10	13	297	16.5

Games played: 18
 Minutes/game: 25.3
 Points/game: 16.5
 FG Pct: 48.7
 3FG Pct: 43.0
 FT Pct: 71.3

Rebounds/game: 4.0
 Assists/game: 1.1
 Turnovers/game: 0.9
 Assist/turnover ratio: 1.1
 Steals/game: 0.7
 Blocks/game: 0.6

HONORS

- › 2017 PK80 All-Tournament Team (Motion Bracket)
- › SEC Player of the Week (11/27/17)

GAME HIGHS

Points	2017-18/UF/Career	35, vs. Gonzaga (11/24/17)
Rebounds	2017-18/UF/Career	10, vs. Duke (11/26/17)
Field Goals	2017-18/UF/Career	11, vs. Gonzaga (11/24/17)
Field Goal Attempts	2017-18/UF	20, 2x, last vs. Duke (11/26/17)
Career		21, vs. North Carolina State (1/2/16)
3-Point Field Goals	2017-18/UF/Career	8, vs. Gonzaga (11/24/17)
3-Point FG Attempts	2017-18/UF/Career	12, vs. Gonzaga (11/24/17)
Free Throws	2017-18/UF	11, vs. New Hampshire (11/19/17)
Career		12, vs. Louisville (1/27/16)
Free Throw Attempts	2017-18/UF	12, vs. New Hampshire (11/19/17)
Career		14, vs. Louisville (1/27/16)
Assists	2017-18/UF/Career	6, vs. Incarnate Word (12/22/17)
Steals	2017-18/UF	3, vs. Duke (11/26/17)
Career		5, vs. Arkansas-Pine Bluff (12/5/15)
Blocked Shots	2017-18/UF	1, 10x, last vs. Arkansas (1/17/18)
Career		2, 3x, last vs. VMI (12/22/14)
Minutes Played	2017-18/UF	36, vs. Duke (11/26/17)
Career		37, vs. Louisville (1/27/16)

#4 EGOR KOULECHOV

GRAD | G | 6-5 | 205 | VOLOGOGRAD, RUSSIA | RICE

OVERVIEW

- › 2017 first-team All-Conference USA Player and Second-Team NABC All-District II.
- › Has scored 1,272 career points in 94 games (13.5) at Rice and Arizona State.
- › Improved his scoring, 3-point shooting and rebounding outputs every season of his career.
- › One of 16 players in Rice history with 1,000 points and 500 rebounds, achieving the mark in two seasons.
- › Ranks third on Rice's career list in free throw percentage (.836), fourth in 3-point field goal percentage (.398) and eighth in 3-pointers made (161)

2017-18 HIGHLIGHTS

- › Started his Florida tenure with a splash, rolling up 34 points in the season opener, reaching the total on just 17 field goal attempts. His point tally matched a 55-year-old Florida record for most all-time in a Gator debut.
- › Posted back-to-back double-doubles in his second and third games, helping UF to wins vs. North Florida and New Hampshire.
- › Led the Gators with 22 points and eight rebounds in the SEC opener vs. Vanderbilt.
- › Hit all five 3-point attempts in the win vs. Stanford.



CAREER STATS

Season	gp-gs	min/avg	Total		3-Point		F-Throws		Rebounds					Scoring						
			fg-fga	pct	fg-fga	pct	ft-fa	pct	off	def	tot	avg	pf	fo	ast	to	blk	stl	pts	avg
2013-14*	27-7	377/14.0	35-80	.438	11-33	.333	19-28	.679	23	53	76	2.8	35	0	16	21	6	10	100	3.7
2015-16*	32-32	1101/34.4	175-420	.417	80-234	.342	105-122	.861	48	176	224	7.0	69	0	44	45	6	28	535	16.7
2016-17*	35-35	1201/34.3	208-440	.473	81-171	.474	140-171	.819	65	247	312	8.9	70	2	75	71	11	29	637	18.2
2017-18	18-18	558/31.0	92-230	.400	39-95	.411	48-51	.941	40	87	127	7.1	41	0	32	23	3	15	271	15.1
TOTAL	18-18	558/31.0	92-230	.400	39-95	.411	48-51	.941	40	87	127	7.1	41	0	32	23	3	15	271	15.1
All*	112-92	3237/28.9	510-1170	.436	211-533	.396	312-372	.839	176	563	739	6.6	215	2	167	160	26	82	1543	13.8

2017-18 GAME-BY-GAME STATS

Opponent	Date	gs	min	Total		3-Pointers		Free throws		Rebounds					pts	avg					
				fg-fga	pct	3fg-fga	pct	ft-fa	pct	off	def	tot	avg	pf			a	t/o	blk	stl	
GARDNER-WEBB	11/13/17	*	26	11-17	.647	6-9	.667	6-6	1.000	2	3	5	5.0	1	5	1	0	2	34	34.0	
NORTH FLORIDA	11/16/17	*	24	5-16	.313	2-5	.400	1-1	1.000	4	6	10	7.5	2	5	0	0	0	13	23.5	
NEW HAMPSHIRE	11/19/17	*	32	4-14	.286	1-6	.167	5-6	.833	4	6	10	8.3	1	1	1	1	1	14	20.3	
vs Stanford	11/23/17	*	23	10-14	.714	5-5	1.000	1-1	1.000	0	2	2	6.8	2	2	0	0	1	26	21.8	
vs Gonzaga	11/24/17	*	44	1-9	.111	0-4	.000	2-2	1.000	3	6	9	7.2	2	4	3	0	2	4	18.2	
vs Duke	11/26/17	*	34	4-12	.333	2-4	.500	5-5	1.000	2	4	6	7.0	4	1	1	0	0	15	17.7	
FLORIDA STATE	12/4/17	*	31	4-13	.308	1-7	.143	2-2	1.000	0	4	4	6.6	4	1	1	1	0	11	16.7	
LOYOLA CHICAGO	12/6/17	*	27	3-13	.231	0-3	.000	1-1	1.000	4	5	9	6.9	3	0	0	0	0	7	15.5	
vs Cincinnati	12/9/17	*	35	8-15	.533	1-3	.333	4-4	1.000	2	5	7	6.9	2	2	2	0	1	21	16.1	
vs Clemson	12/16/17	*	31	2-8	.250	2-5	.400	2-2	1.000	4	5	9	7.1	3	1	3	0	0	8	15.3	
JAMES MADISON	12/20/17	*	30	2-10	.200	0-3	.000	0-0	.000	3	2	5	6.9	2	0	0	1	0	4	14.3	
INCARNATE WORD	12/22/17	*	21	5-14	.357	1-8	.125	1-1	1.000	3	1	4	6.7	4	0	3	0	1	12	14.1	
VANDERBILT	12/30/17	*	34	5-13	.385	2-4	.500	10-10	1.000	0	8	8	6.8	0	0	1	0	1	22	14.7	
at Texas A&M	1/2/18	*	32	7-13	.538	5-6	.833	0-0	.000	1	3	4	6.6	2	2	0	0	3	19	15.0	
at Mizzou	1/6/18	*	33	4-11	.364	2-5	.400	5-6	.833	2	6	8	6.7	2	1	2	0	0	15	15.0	
MISSISSIPPI STATE	1/10/18	*	28	9-13	.692	4-5	.800	1-2	.500	2	6	8	6.8	3	2	4	0	0	23	15.5	
at Ole Miss	1/13/18	*	38	4-15	.267	3-7	.429	0-0	.000	2	9	11	7.0	1	3	0	0	3	11	15.2	
ARKANSAS	1/17/18	*	35	4-10	.400	2-6	.333	2-2	1.000	2	6	8	7.1	3	2	1	0	0	12	15.1	
Totals			18	558	92-230	.400	39-95	.411	48-51	.941	40	87	127	7.1	41	32	23	3	15	271	15.1

Games played: 18
 Minutes/game: 31.0
 Points/game: 15.1
 FG Pct: 40.0
 3FG Pct: 41.1
 FT Pct: 94.1

Rebounds/game: 7.1
 Assists/game: 1.8
 Turnovers/game: 1.3
 Assist/turnover ratio: 1.4
 Steals/game: 0.8
 Blocks/game: 0.2

HONORS

- › SEC Player of the Week (11/20/17)

GAME HIGHS

Points	
2017-18/UF	34, vs. Gardner-Webb (11/13/17)
Career	35, at Incarnate Word (11/26/16)
Rebounds	
2017-18/UF	11, at Ole Miss (1/13/18)
Career	17, vs. Incarnate Word (12/29/15)
Field Goals	
2017-18/UF/Career	11, vs. Gardner-Webb (11/13/17)
Field Goal Attempts	
2017-18/UF	17, vs. Gardner-Webb (11/13/17)
Career	24, at San Francisco (11/16/15)
3-Point Field Goals	
2017-18/UF	6, vs. Gardner-Webb (11/13/17)
Career	6, 3x, last vs. GWU (11/13/17)
3-Point FG Attempts	
2017-18/UF	9, vs. Gardner-Webb (11/13/17)
Career	12, 2x, last vs. So. Miss (2/6/16)
Free Throws	
2017-18/UF	10, vs. Vanderbilt (12/30/17)
Career	11, vs. San Francisco (3/15/17)
Free Throw Attempts	
2017-18/UF	10, vs. Vanderbilt (12/30/17)
Career	12, 2x, last vs. San Fran. (3/15/17)
Assists	
2017-18/UF	5, 2x, last vs. North Florida (11/16/17)
Career	7, at Nebraska-Omaha (11/19/16)
Steals	
2017-18/UF	3, 2x, last at Ole Miss (1/13/18)
Career	4, vs. Idaho State (11/15/13)
Blocked Shots	
2017-18/UF	1, 3x, last vs. JMU (12/20/17)
Career	2, 3x, last vs. Southern Miss (3/8/17)
Minutes Played	
2017-18/UF	44, vs. Gonzaga (11/24/17)
Career	44, 2x, last vs. Gonzaga (11/24/17)

#5 KEVAUGHN ALLEN

JUNIOR | G | 6-2 | 193 | LITTLE ROCK, ARK. | NORTH LITTLE ROCK

OVERVIEW

- Explosive athlete who excels with the ball in his hands and has the ability to score in bunches.
- First Gator since Kenny Boynton and ninth in school history to eclipse 900 points through his first two seasons.
- Went for a career-high 35 points in the NCAA Sweet Sixteen win vs. Wisconsin at Madison Square Garden.
- Totaled the fourth-most points by a Gator freshman over the past 20 years, trailing only Nick Calathes, Kenny Boynton and Bradley Beal.
- Rated a four-star prospect by ESPN and Rivals coming out of high school, where he was a two-time Arkansas Gatorade Player of the Year.

2017-18 HIGHLIGHTS

- Scored a season-best 23 in the double overtime win vs. Gonzaga. Allen made all 11 free throw attempts, including seven in the overtime periods.
- Named preseason first-team All-SEC and multiple national award watch lists.
- In the process of climbing the Gators' all-time scoring list after becoming the 53rd 1,000-point scorer in Florida history.
- Scored 16 points on just six field goal attempts in the win vs. Vanderbilt.



CAREER STATS

Season	gp-gs	min/avg	Total		3-Point		F-Throws		Rebounds				Scoring							
			fg-fga	pct	fg-fga	pct	ft-fa	pct	off	def	tot	avg	pf	fo	ast	to	blk	stl	pts	avg
2015-16	36-34	978/27.2	134-336	.399	51-162	.315	99-117	.846	18	79	97	2.7	56	0	57	35	5	41	418	11.6
2016-17	36-36	1028/28.6	168-384	.438	78-211	.370	91-103	.883	8	78	86	2.4	56	0	53	46	10	45	505	14.0
2017-18	18-17	553/30.7	61-164	.372	31-93	.333	50-55	.909	11	33	44	2.4	27	0	41	17	11	19	203	11.3
TOTAL	90-87	2559/28.4	363-884	.411	160-466	.343	240-275	.873	37	190	227	2.5	139	0	151	98	26	105	1126	12.5

2017-18 GAME-BY-GAME STATS

Opponent	Date	gs	min	Total		3-Pointers		Free throws		Rebounds				pf	a	t/o	blk	stl	pts	avg	
				fg-fga	pct	3fg-fga	pct	ft-fa	pct	off	def	tot	avg								
GARDNER-WEBB	11/13/17	*	26	3-9	.333	2-6	.333	1-2	.500	1	4	5	5.0	0	3	0	1	1	9	9.0	
NORTH FLORIDA	11/16/17	*	24	6-10	.600	4-7	.571	2-2	1.000	0	5	5	5.0	0	2	0	0	1	18	13.5	
NEW HAMPSHIRE	11/19/17	*	34	2-10	.200	0-3	.000	1-2	.500	1	2	3	4.3	0	1	1	0	1	5	10.7	
vs Stanford	11/23/17	*	24	2-4	.500	1-2	.500	4-4	1.000	1	3	4	4.3	3	4	1	1	3	9	10.3	
vs Gonzaga	11/24/17	*	46	5-16	.313	2-9	.222	11-11	1.000	1	2	3	4.0	1	5	0	1	1	23	12.8	
vs Duke	11/26/17	*	35	5-14	.357	3-8	.375	4-4	1.000	1	1	2	3.7	1	0	0	0	0	17	13.5	
FLORIDA STATE	12/4/17	*	28	4-11	.364	1-6	.167	6-6	1.000	1	1	2	3.4	1	1	2	0	1	15	13.7	
LOYOLA CHICAGO	12/6/17	*	34	3-11	.273	1-5	.200	1-2	.500	0	0	0	3.0	2	2	2	0	3	8	13.0	
vs Cincinnati	12/9/17	*	26	1-5	.200	0-2	.000	0-1	.000	0	1	1	2.8	2	1	1	0	0	2	11.8	
vs Clemson	12/16/17	*	37	5-13	.385	2-8	.250	0-0	.000	2	1	3	2.8	1	3	1	1	1	12	11.8	
JAMES MADISON	12/20/17	*	30	5-10	.500	3-7	.429	4-5	.800	0	3	3	2.8	3	2	3	1	1	17	12.3	
INCARNATE WORD	12/22/17	*	31	1-9	.111	1-6	.167	4-4	1.000	0	1	1	2.7	1	3	0	0	3	7	11.8	
VANDERBILT	12/30/17	*	38	4-6	.667	2-3	.667	6-6	1.000	0	3	3	2.7	2	1	0	2	1	16	12.2	
at Texas A&M	1/2/18	*	30	3-7	.429	1-5	.200	0-0	.000	0	2	2	2.6	2	5	0	2	0	7	11.8	
at Mizzou	1/6/18	*	19	1-5	.200	0-1	.000	0-0	.000	0	0	0	2.5	3	2	0	0	0	2	11.1	
MISSISSIPPI STATE	1/10/18	*	28	1-3	.333	1-2	.500	0-0	.000	0	0	0	2.3	3	2	1	0	1	3	10.6	
at Ole Miss	1/13/18	*	29	2-9	.222	1-6	.167	0-0	.000	2	1	3	2.4	2	3	3	0	1	5	10.3	
ARKANSAS	1/17/18	*	34	8-12	.667	6-7	.857	6-6	1.000	1	3	4	2.4	0	1	2	2	0	28	11.3	
Totals			17	553	61-164	.372	31-93	.333	50-55	.909	11	33	44	2.4	27	41	17	11	19	203	11.3

Games played: 18
 Minutes/game: 30.7
 Points/game: 11.3
 FG Pct: 37.2
 3FG Pct: 33.3
 FT Pct: 90.9

Rebounds/game: 2.4
 Assists/game: 2.3
 Turnovers/game: 0.9
 Assist/turnover ratio: 2.4
 Steals/game: 1.1
 Blocks/game: 0.6

ALLEN VS. KENTUCKY (13.5 PPG, 3.3 RPG)

Opponent	Date	GS	Min	FG	FGA	Pct	3FG	FGA	Pct	FT	FTA	Pct	Off	Def	Tot	PF	FO	A	TO	Blk	Stl	Pts
at Kentucky	2/6/16	*	27	1	6	.167	1	4	.250	0	0	.000	0	2	2	0	0	3	1	0	1	3
KENTUCKY	3/1/16	*	29	5	16	.313	2	6	.333	3	4	.750	2	3	5	3	0	2	1	0	0	15
KENTUCKY	2/4/17	*	26	4	12	.333	2	8	.250	2	2	1.000	0	4	4	0	0	3	1	0	2	12
at Kentucky	2/25/17	*	33	9	17	.529	5	11	.455	1	1	1.000	0	2	2	4	0	2	1	0	1	24
Totals	4 Games	4	115	19	51	.373	10	29	.345	6	7	.857	2	11	13	7	0	10	4	0	4	54

HONORS

- 2017 PK80 All-Tournament Team (Motion Bracket)
- 2017-18 Preseason First-Team All-SEC (Media & Coaches)
- 2017-18 Jerry West Award, Oscar Robertson Award and Naismith Award Watch Lists.
- 2017 All-SEC (Coaches 1st Team, AP 2nd Team)
- 2017 NCAA All-East Regional Team
- SEC Player of the Week (1/9/17)
- 2016 AdvoCare Invitational All-Tournament Team
- 2016 SEC All-Freshman Team
- SEC Freshman of the Week (2/1/17)

GAME HIGHS

Points	
2017-18	28, vs. Arkansas (1/17/18)
Career	35, vs. Wisconsin (3/24/17)
Rebounds	
2017-18	5, 2x, last vs. North Florida (11/16/17)
Career	7, vs. South Carolina (2/21/17)
Field Goals	
2017-18	8, vs. Arkansas (1/17/18)
Career	11, vs. Wisconsin (3/24/17)
Field Goal Attempts	
2017-18	16, vs. Gonzaga (11/24/17)
Career	24, vs. Wisconsin (3/24/17)
3-Point Field Goals	
2017-18	6, vs. Arkansas (1/17/18)
Career	6, 2x, last vs. Arkansas (1/17/18)
3-Point FG Attempts	
2017-18	9, vs. Gonzaga (11/24/17)
Career	13, vs. Vanderbilt (1/21/17)
Free Throws	
2017-18	11, vs. Gonzaga (11/24/17)
Career	13, vs. South Carolina (2/21/17)
Free Throw Attempts	
2017-18	11, vs. Gonzaga (11/24/17)
Career	14, vs. South Carolina (2/21/17)
Assists	
2017-18	5, 2x, last at Texas A&M (1/2/18)
Career	5, 4x, last at Texas A&M (1/2/18)
Steals	
2017-18	3, 3x, last vs. UIW (12/22/17)
Career	4, vs. Tennessee (1/7/17)
Blocked Shots	
2017-18	2, 3x, last vs. Arkansas (1/17/18)
Career	2, 4x, last vs. Arkansas (1/17/18)
Minutes Played	
2017-18/Career	46, vs. Gonzaga (11/24/17)

#11 CHRIS CHIOZZA

SENIOR | G | 6-0 | 175 | MEMPHIS, TENN. | WHITE STATION

OVERVIEW

- Made one of the most memorable shots in Gator history, hitting a 3-pointer at the buzzer to beat Wisconsin in overtime in the NCAA Sweet Sixteen at Madison Square Garden.
- SEC's assist-to-turnover leader (2.4) during his junior season and the first Gator to tally a triple-double since Nick Calathes.
- Led the Gators in assists for the 2015-16 season and ranked sixth in the SEC in assist-to-turnover ratio (2.4).
- Has six career games with 8+ assists and one or fewer turnovers, most by any Gator since 1996.
- An instant contributor who was an immediate part of the Gators' rotation during his freshman season.

2017-18 HIGHLIGHTS

- Nabbed a pick-six steal and layup with 0.1 seconds left to lift Florida to a road win at Missouri.
- Has shown senior leadership and the ability to take over a game in crucial moments, scoring six straight points vs. Vanderbilt to stave off a rally.
- Gutted out a monumental 26-point, 10-assist, 8-rebound effort in the double overtime win vs. Gonzaga, including a 4-for-5 night from 3-point range. Chiozza is the first Gator in records dating since 1996 to score 25 and dish 10 assists in a game. He is only the 10th player this decade to do so vs. a ranked team.
- Earned his first double-double of the season with 14 points and a career-best 11 assists vs. Stanford, adding four steals in his all-around performance.



CAREER STATS

Season	gp-gs	min/avg	Total		3-Point		F-Throws		Rebounds				Scoring							
			fg-fga	pct	fg-fga	pct	ft-fa	pct	off	def	tot	avg	pf	fo	ast	to	blk	stl	pts	avg
2014-15	33-11	752/22.8	44-113	.389	21-65	.323	21-44	.477	13	59	72	2.2	54	1	72	41	1	39	130	3.9
2015-16	36-22	857/23.8	86-250	.344	41-128	.320	47-59	.797	10	94	104	2.9	82	2	156	65	2	39	260	7.2
2016-17	36-0	798/22.2	83-202	.411	30-96	.313	63-80	.788	15	104	119	3.3	79	1	135	56	0	48	259	7.2
2017-18	18-16	566/31.4	74-167	.443	24-59	.407	49-55	.891	9	66	75	4.2	41	0	107	34	0	38	221	12.3
TOTAL	123-49	2973/24.2	287-732	.392	116-348	.333	180-238	.756	47	323	370	3.0	256	4	470	196	3	164	870	7.1

2017-18 GAME-BY-GAME STATS

Opponent	Date	gs	min	Total		3-Pointers		Free throws		Rebounds				pf	a	t/o	blk	stl	pts	avg	
				fg-fga	pct	3fg-fga	pct	ft-fa	pct	off	def	tot	avg								
GARDNER-WEBB	11/13/17		23	1-4	.250	1-3	.333	2-2	1.000	0	6	6	6.0	0	6	1	0	0	5	5.0	
NORTH FLORIDA	11/16/17	*	25	3-7	.429	1-2	.500	2-2	1.000	0	5	5	5.5	2	7	2	0	3	9	7.0	
NEW HAMPSHIRE	11/19/17	*	24	3-6	.500	1-2	.500	5-6	.833	1	5	6	5.7	4	0	1	0	0	12	8.7	
vs Stanford	11/23/17	*	24	5-6	.833	2-3	.667	2-2	1.000	1	2	3	5.0	1	11	2	0	4	14	10.0	
vs Gonzaga	11/24/17	*	46	8-14	.571	4-5	.800	6-8	.750	2	6	8	5.6	4	10	5	0	0	26	13.2	
vs Duke	11/26/17	*	35	4-12	.333	1-2	.500	4-4	1.000	1	5	6	5.7	2	7	3	0	2	13	13.2	
FLORIDA STATE	12/4/17	*	34	0-5	.000	0-1	.000	3-4	.750	1	4	5	5.6	3	4	4	0	1	3	11.7	
LOYOLA CHICAGO	12/6/17	*	35	3-7	.429	1-3	.333	2-2	1.000	1	4	5	5.5	2	4	1	0	3	9	11.4	
vs Cincinnati	12/9/17	*	36	6-10	.600	1-2	.500	2-2	1.000	1	3	4	5.3	4	6	3	0	0	15	11.8	
vs Clemson	12/16/17	*	33	6-12	.500	1-2	.500	1-2	.500	1	0	1	4.9	4	3	3	0	4	14	12.0	
JAMES MADISON	12/20/17	*	35	6-14	.429	2-8	.250	5-5	1.000	0	6	6	5.0	1	7	0	0	3	19	12.6	
INCARNATE WORD	12/22/17	*	24	4-5	.800	1-2	.500	7-7	1.000	0	3	3	4.8	3	4	0	0	4	16	12.9	
VANDERBILT	12/30/17	*	36	7-15	.467	1-4	.250	2-2	1.000	0	4	4	4.8	3	3	1	0	0	17	13.2	
at Texas A&M	1/2/18	*	33	5-12	.417	2-4	.500	0-0	.000	0	4	4	4.7	0	9	2	0	4	12	13.1	
at Mizou	1/6/18	*	32	5-11	.455	1-4	.250	2-2	1.000	0	0	0	4.4	3	6	1	0	1	13	13.1	
MISSISSIPPI STATE	1/10/18		28	3-10	.300	2-5	.400	2-3	.667	0	1	1	4.2	0	7	2	0	3	10	12.9	
at Ole Miss	1/13/18	*	37	3-10	.300	1-5	.200	0-0	.000	0	6	6	4.3	1	4	2	0	3	7	12.6	
ARKANSAS	1/17/18	*	26	2-7	.286	1-2	.500	2-2	1.000	0	2	2	4.2	4	9	1	0	3	7	12.3	
Totals			16	566	74-167	.443	24-59	.407	49-55	.891	9	66	75	4.2	41	107	34	0	38	221	12.3

Games played: 18
 Minutes/game: 31.4
 Points/game: 12.3
 FG Pct: 44.3
 3FG Pct: 40.7
 FT Pct: 89.1

Rebounds/game: 4.2
 Assists/game: 5.9
 Turnovers/game: 1.9
 Assist/turnover ratio: 3.1
 Steals/game: 2.1

CHIOZZA VS. KENTUCKY (3.1 PPG, 4.0 APG)

Opponent	Date	GS	Min	FG	FGA	Pct	3FG	FGA	Pct	FT	FTA	Pct	Off	Def	Tot	PF	FO	A	TO	Blk	Stl	Pts
KENTUCKY	2/7/15		26	3	5	.600	0	2	.000	0	0	.000	0	4	4	2	0	1	0	0	3	6
at Kentucky	3/7/15	*	20	0	2	.000	0	1	.000	0	0	.000	0	0	0	0	0	3	2	0	0	0
vs Kentucky	3/13/15	*	24	0	2	.000	0	0	.000	0	0	.000	0	3	3	1	0	2	2	0	0	0
at Kentucky	2/6/16	*	29	1	8	.125	1	4	.250	0	0	.000	0	2	2	1	0	4	2	0	1	3
KENTUCKY	3/1/16	*	25	1	9	.111	0	4	.000	0	2	.000	1	4	5	4	0	4	2	0	1	2
KENTUCKY	2/4/17		28	1	7	.143	0	4	.000	0	0	.000	0	9	9	3	0	9	2	0	2	2
at Kentucky	2/25/17		22	4	9	.444	1	4	.250	0	1	.000	1	4	5	4	0	5	2	0	0	9
Totals	7 Games	4	174	10	42	.238	2	19	.105	0	3	.000	2	26	28	15	0	28	12	0	7	22

HONORS

- 2017 PK80 All-Tournament Team (Motion Bracket)
- 2017-18 Preseason Second-Team All-SEC (Coaches)
- 2017 NCAA Tournament All-East Regional Team
- 2017 SEC Community Service Team
- SEC Player of the Week (2/6/17)

GAME HIGHS

Points	2017-18/Career	26, vs. Gonzaga (11/24/17)
Rebounds	2017-18	8, vs. Gonzaga (11/24/17)
	Career	12, vs. Missouri (2/2/17)
Field Goals	2017-18/Career	8, vs. Gonzaga (11/24/17)
Field Goal Attempts	2017-18/Career	15, vs. Vanderbilt (12/30/17)
3-Point Field Goals	2017-18/Career	4, vs. Gonzaga (11/24/17)
3-Point FG Attempts	2017-18	8, vs. James Madison (12/20/17)
	Career	9, at South Carolina (2/20/16)
Free Throws	2017-18	7, vs. Incarnate Word (12/22/17)
	Career	8, 2x, last vs. Texas A&M (2/11/17)
Free Throw Attempts	2017-18	8, vs. Gonzaga (11/24/17)
	Career	12, vs. Texas A&M (3/3/15)
Assists	2017-18/Career	11, vs. Stanford (11/23/17)
Steals	2017-18	4, 3x, last at Texas A&M (1/2/18)
	Career	6, vs. UAB (11/27/14)
Blocked Shots	2017-18	---
	Career	1, 3x, last vs. Arkansas (3/10/16)
Minutes Played	2017-18/Career	46, vs. Gonzaga (11/24/17)

#12 GORJOK GAK

SOPHOMORE | C | 6-11 | 245 | SYDNEY, AUSTRALIA | VICTORY ROCK PREP

OVERVIEW

- › An adept passer whose 7-foot-4 wingspan enables him to play above the rim.
- › Showed flashes of his potential in limited minutes as a freshman, including a solid opening weekend at the NCAA Tournament, and projects to have a bigger role as a sophomore with further development.
- › Runs the floor and handles the ball well, enabling him to stretch defenses.
- › Rated a three-star prospect by ESPN, Rivals and 247 Sports.

2017-18 HIGHLIGHTS

- › Projects to get added minutes at the center position, particularly while John Egbunu recovers from injury.
- › Made his first career start against UNF and scored a career-best 12 points.
- › Posted a plus-minus of +25 in just 12 minutes vs. Gardner-Webb.
- › Battling knee soreness and swelling all season, which has limited his minutes and practice reps.



2017-18 GAME-BY-GAME STATS

Season	gp-gs	min/avg	Total		3-Point		F-Throws		Rebounds				Scoring							
			fg-fga	pct	fg-fga	pct	ft-fa	pct	off	def	tot	avg	pf	fo	ast	to	blk	stl	pts	avg
2016-17	15-0	80/5.3	11-17	.647	0-0	.000	1-10	.100	11	12	23	1.5	13	0	0	7	3	1	23	1.5
2017-18	16-1	160/10.0	20-31	.645	0-0	.000	7-15	.467	19	23	42	2.6	24	0	2	9	8	1	47	2.9
TOTAL	31-1	240/7.7	31-48	.646	0-0	.000	8-25	.320	30	35	65	2.1	37	0	2	16	11	2	70	2.3

2017-18 GAME-BY-GAME STATS

Opponent	Date	gs	min	Total		3-Pointers		Free throws		Rebounds				pf	a	t/o	blk	stl	pts	avg
				fg-fga	pct	3fg-fga	pct	ft-fa	pct	off	def	tot	avg							
GARDNER-WEBB	11/13/17	12	2-4	.500	0-0	.000	0-1	.000	2	5	7	7.0	0	0	1	2	0	4	4.0	
NORTH FLORIDA	11/16/17	10	4-4	1.000	0-0	.000	4-4	1.000	1	0	1	4.0	2	1	0	1	1	12	8.0	
NEW HAMPSHIRE	11/19/17	11	1-2	.500	0-0	.000	0-0	.000	2	2	4	4.0	2	0	1	0	0	2	6.0	
vs Stanford	11/23/17	14	0-1	.000	0-0	.000	0-0	.000	0	2	2	3.5	4	0	1	0	0	4.5		
vs Gonzaga	11/24/17	8	2-2	1.000	0-0	.000	0-2	.000	1	0	1	3.0	1	0	0	0	0	4	4.4	
vs Duke	11/26/17	7	2-2	1.000	0-0	.000	1-2	.500	0	0	0	2.5	3	0	0	1	0	5	4.5	
FLORIDA STATE	12/4/17	7	1-1	1.000	0-0	.000	0-0	.000	2	2	4	2.7	2	0	0	0	0	2	4.1	
LOYOLA CHICAGO	12/6/17	14	3-4	.750	0-0	.000	0-0	.000	1	1	2	2.6	0	0	0	0	0	6	4.4	
vs Cincinnati	12/9/17	7	0-1	.000	0-0	.000	0-0	.000	0	1	1	2.4	2	0	1	1	0	0	3.9	
vs Clemson	12/16/17	14	1-3	.333	0-0	.000	1-4	.250	3	2	5	2.7	2	0	0	0	0	3	3.8	
JAMES MADISON	12/20/17	9	1-1	1.000	0-0	.000	0-0	.000	2	2	4	2.8	1	0	1	0	0	2	3.6	
INCARNATE WORD	12/22/17	17	1-1	1.000	0-0	.000	0-0	.000	1	2	3	2.8	1	0	3	1	0	2	3.5	
VANDERBILT	12/30/17	dnp	-	-	-	-	-	-	-	-	-	-	-	-	-	-	-	-	-	
at Texas A&M	1/2/18	7	0-2	.000	0-0	.000	0-0	.000	1	1	2	2.8	1	1	1	0	0	0	3.2	
at Mizou	1/6/18	7	0-0	.000	0-0	.000	1-2	.500	1	2	3	2.8	0	0	0	0	0	1	3.1	
MISSISSIPPI STATE	1/10/18	5	1-2	.500	0-0	.000	0-0	.000	1	0	1	2.7	1	0	0	0	0	2	3.0	
at Ole Miss	1/13/18	11	1-1	1.000	0-0	.000	0-0	.000	1	1	2	2.6	2	0	0	2	0	2	2.9	
ARKANSAS	1/17/18	dnp	-	-	-	-	-	-	-	-	-	-	-	-	-	-	-	-	-	
Totals		1	160	20-31	.645	0-0	.000	7-15	.467	19	23	42	2.6	24	2	9	8	1	47	2.9

Games played: 16
 Minutes/game: 10.0
 Points/game: 2.9
 FG Pct: 64.5
 FT Pct: 46.7

Rebounds/game: 2.6
 Assists/game: 0.1
 Turnovers/game: 0.6
 Assist/turnover ratio: 0.2
 Steals/game: 0.1
 Blocks/game: 0.5

GAME HIGHS

Points	2017-18/Career	12, vs. North Florida (11/16/17)
Rebounds	2017-18/Career	7, vs. Gardner-Webb (11/13/17)
Field Goals	2017-18/Career	4, vs. North Florida (11/16/17)
Field Goal Attempts	2017-18/Career	4, 3x, last vs. Loyola (12/6/17)
3-Point Field Goals	2017-18/Career	---
3-Point FG Attempts	2017-18/Career	---
Free Throws	2017-18/Career	4, vs. North Florida (11/16/17)
Free Throw Attempts	2017-18/Career	4, 2x, last vs. Clemson (12/16/17)
Assists	2017-18/Career	1, 2x, last at Texas A&M (1/2/18)
Steals	2017-18	1, vs. North Florida (11/16/17)
	Career	1, 2x, last vs. North Florida (11/16/17)
Blocked Shots	2017-18	2, 2x, last at Ole Miss (1/13/18)
	Career	2, 3x, last at Ole Miss (1/13/18)
Minutes Played	2017-18/Career	17, vs. Incarnate Word (12/22/17)

#13 KEVARRIUS HAYES


JUNIOR | F/C | 6-9 | 225 | LIVE OAK, FLA. | SUWANEE

OVERVIEW

- Long and athletic shot-blocker and rebounder, who has a great motor and is an outstanding mover.
- Showed significant improvement in his sophomore campaign as a more consistent player with expanded offensive capability.
- Started seven games mid-season, then moved back into the starting five permanently following John Egbunu's injury and helped the Gators make an Elite Eight run.
- One of four Gators to block 60 shots in a season, along with Dwayne Schintzius, Joakim Noah and Al Horford.
- A consistent effort and attitude guy.

2017-18 HIGHLIGHTS

- The Gators' starter at the center position who carries a significant load, as he did capably down the home stretch of the 2016-17 season.
- Went through an adjustment period at the beginning of the season often playing as the lone big man after being surrounded by Devin Robinson and Justin Leon last season.
- Has seen his production on the upswing as the season has progressed, turning in nine blocked shots over the first two SEC games to climb into UF's all-time top 10 in the category.



CAREER STATS

Season	gp-gs	min/avg	Total		3-Point		F-Throws		Rebounds				Scoring							
			fg-fga	pct	fg-fga	pct	ft-fa	pct	off	def	tot	avg	pf	fo	ast	to	blk	stl	pts	avg
2015-16	35-6	403/11.5	35-50	.700	0-0	.000	28-59	.475	45	47	92	2.6	64	0	7	17	20	11	98	2.8
2016-17	36-16	659/18.3	77-127	.606	0-0	.000	68-101	.673	69	91	160	4.4	84	1	7	27	60	25	222	6.2
2017-18	17-12	418/24.6	33-57	.579	0-0	.000	23-39	.590	37	51	88	5.2	39	1	10	20	39	19	89	5.2
TOTAL	88-34	1480/16.8	145-234	.620	0-0	.000	119-199	.598	151	189	340	3.9	187	2	24	64	119	55	409	4.6

2017-18 GAME-BY-GAME STATS

Opponent	Date	gs	min	Total		3-Pointers		Free throws		Rebounds				pf	a	t/o	blk	stl	pts	avg	
				fg-fga	pct	3fg-fga	pct	ft-fa	pct	off	def	tot	avg								
GARDNER-WEBB	11/13/17	*	21	3-3	1.000	0-0	.000	1-2	.500	3	1	4	4.0	1	0	0	2	1	7	7.0	
NORTH FLORIDA	11/16/17		18	3-4	.750	0-0	.000	0-1	.000	3	4	7	5.5	1	1	2	2	2	6	6.5	
NEW HAMPSHIRE	11/19/17	*	32	1-5	.200	0-0	.000	4-6	.667	2	4	6	5.7	1	0	1	5	3	6	6.3	
vs Stanford	11/23/17	dnp																			
vs Gonzaga	11/24/17		24	1-1	1.000	0-0	.000	2-2	1.000	0	4	4	5.3	5	1	1	1	1	4	5.8	
vs Duke	11/26/17		25	1-3	.333	0-0	.000	0-2	.000	1	2	3	4.8	2	0	1	0	2	2	5.0	
FLORIDA STATE	12/4/17	*	22	1-3	.333	0-0	.000	1-2	.500	2	0	2	4.3	3	0	3	3	0	3	4.7	
LOYOLA CHICAGO	12/6/17	*	26	2-6	.333	0-0	.000	1-2	.500	4	1	5	4.4	2	0	3	3	1	5	4.7	
vs Cincinnati	12/9/17		27	0-3	.000	0-0	.000	2-3	.667	3	3	6	4.6	1	0	1	2	1	2	4.4	
vs Clemson	12/16/17		22	1-1	1.000	0-0	.000	0-0	.000	1	4	5	4.7	3	0	0	0	2	4.1		
JAMES MADISON	12/20/17	*	30	0-1	.000	0-0	.000	2-4	.500	0	7	7	4.9	4	2	1	3	1	2	3.9	
INCARNATE WORD	12/22/17	*	17	4-5	.800	0-0	.000	0-1	.000	3	5	8	5.2	2	0	1	1	0	8	4.3	
VANDERBILT	12/30/17	*	24	2-2	1.000	0-0	.000	3-4	.750	1	4	5	5.2	4	2	1	4	0	7	4.5	
at Texas A&M	1/2/18	*	33	4-4	1.000	0-0	.000	0-0	.000	1	6	7	5.3	2	4	0	5	1	8	4.8	
at Mizzou	1/6/18	*	28	3-7	.429	0-0	.000	4-5	.800	5	0	5	5.3	3	0	1	1	4	10	5.1	
MISSISSIPPI STATE	1/10/18	*	28	2-3	.667	0-0	.000	2-3	.667	4	3	7	5.4	0	0	1	3	2	6	5.2	
at Ole Miss	1/13/18	*	15	2-2	1.000	0-0	.000	0-0	.000	0	1	1	5.1	3	0	0	1	0	4	5.1	
ARKANSAS	1/17/18	*	26	3-4	.750	0-0	.000	1-2	.500	4	2	6	5.2	2	0	3	3	0	7	5.2	
Totals			12	418	33-57	.579	0-0	.000	23-39	.590	37	51	88	5.2	39	10	20	39	19	89	5.2

Games played: 17
 Minutes/game: 24.6
 Points/game: 5.2
 FG Pct: 57.9
 FT Pct: 59.0

Rebounds/game: 5.2
 Assists/game: 0.6
 Turnovers/game: 1.2
 Assist/turnover ratio: 0.5
 Steals/game: 1.1
 Blocks/game: 2.3

HAYES VS. KENTUCKY (2.5 PPG, 3.3 RPG)

Opponent	Date	GS	Min	FG	FGA	Pct	3FG	FGA	Pct	FT	FTA	Pct	Off	Def	Tot	PF	FO	A	TO	Blk	Stl	Pts	
at Kentucky	2/6/16		11	0	0	.000	0	0	.000	0	2	.000	1	0	1	2	0	0	1	0	0	0	0
KENTUCKY	3/1/16		6	0	0	.000	0	0	.000	1	4	.250	2	1	3	0	0	0	0	0	0	0	1
KENTUCKY	2/4/17		12	2	2	1.000	0	0	.000	1	1	1.000	2	3	5	5	1	0	2	3	0	5	
at Kentucky	2/25/17	*	27	2	4	.500	0	0	.000	0	0	.000	2	2	4	4	0	0	0	2	0	4	
Totals	4 Games	1	56	4	6	.667	0	0	.000	2	7	.286	7	6	13	11	1	0	3	5	0	10	

GAME HIGHS

Points	
2017-18	10, at Missouri (1/6/18)
Career	20, at Oklahoma (1/28/17)
Rebounds	
2017-18	8, vs. Incarnate Word (12/22/17)
Career	10, at Mississippi State (2/18/17)
Field Goals	
2017-18	4, 2x, last at Texas A&M (1/2/18)
Career	7, at Oklahoma (1/28/17)
Field Goal Attempts	
2017-18	7, at Missouri (1/6/18)
Career	11, at Oklahoma (1/28/17)
3-Point Field Goals	
2017-18/Career	---
3-Point FG Attempts	
2017-18/Career	---
Free Throws	
2017-18	4, 2x, last at Missouri (1/6/18)
Career	6, 2x, last at Oklahoma (1/28/17)
Free Throw Attempts	
2017-18	6, vs. New Hampshire (11/19/17)
Career	9, 2x, last vs. Wisconsin (3/24/17)
Assists	
2017-18/Career	4, at Texas A&M (1/2/18)
Steals	
2017-18	4, at Missouri (1/6/18)
Career	6, vs. ETSU (3/16/17)
Blocked Shots	
2017-18	5, 2x, last at Texas A&M (1/2/18)
Career	5, 3x, last at Texas A&M (1/2/18)
Minutes Played	
2017-18	33, at Texas A&M (1/2/18)
Career	35, vs. Wisconsin (3/24/17)

#21 DONTAY BASSETT

FRESHMAN | F | 6-9 | 240 | OAKLAND, CALIF. | OLDSMAR CHRISTIAN

OVERVIEW

- › Power forward with the ability to face up and handle the ball.
- › Sat out the 2016-17 season while recovering from a stress fracture in his foot.
- › Rated a three-star prospect by ESPN, Rivals and Scout.

2017-18 HIGHLIGHTS

- › Provides post depth for the Gators, with the ability to play the 4 or the 5, though he has played the 5 mainly due to Florida's frontcourt being thin due to injuries.
- › Projects as a dirty-work guy this season given the Gators' offensive firepower on the perimeter.



CAREER STATS

Season	gp-gs	min/avg	Total		3-Point		F-Throws		Rebounds				Scoring							
			fg-fga	pct	fg-fga	pct	ft-fga	pct	off	def	tot	avg	pf	fo	ast	to	blk	stl	pts	avg
2017-18	10-0	43/4.3	3-8	.375	0-0	.000	1-2	.500	5	3	8	0.8	18	2	3	3	0	3	7	0.7
TOTAL	10-0	43/4.3	3-8	.375	0-0	.000	1-2	.500	5	3	8	0.8	18	2	3	3	0	3	7	0.7

2017-18 GAME-BY-GAME STATS

Opponent	Date	gs	min	Total		3-Pointers		Free throws		Rebounds				pf	a	t/o	blk	stl	pts	avg
				fg-fga	pct	3fg-fga	pct	ft-fga	pct	off	def	tot	avg							
GARDNER-WEBB	11/13/17	4	1-2	.500	0-0	.000	0-0	.000	0	1	1	1.0	5	0	0	0	1	2	2.0	
NORTH FLORIDA	11/16/17	5	0-0	.000	0-0	.000	1-2	.500	2	1	3	2.0	1	1	1	0	0	1	1.5	
NEW HAMPSHIRE	11/19/17	dnp	-	-	-	-	-	-	-	-	-	-	-	-	-	-	-	-	-	
vs Stanford	11/23/17	10	1-1	1.000	0-0	.000	0-0	.000	1	1	2	2.0	5	1	1	0	1	2	1.7	
vs Gonzaga	11/24/17	dnp	-	-	-	-	-	-	-	-	-	-	-	-	-	-	-	-	-	
vs Duke	11/26/17	dnp	-	-	-	-	-	-	-	-	-	-	-	-	-	-	-	-	-	
FLORIDA STATE	12/4/17	5	0-0	.000	0-0	.000	0-0	.000	0	0	0	1.5	0	0	1	0	0	0	1.3	
LOYOLA CHICAGO	12/6/17	dnp	-	-	-	-	-	-	-	-	-	-	-	-	-	-	-	-	-	
vs Cincinnati	12/9/17	dnp	-	-	-	-	-	-	-	-	-	-	-	-	-	-	-	-	-	
vs Clemson	12/16/17	dnp	-	-	-	-	-	-	-	-	-	-	-	-	-	-	-	-	-	
JAMES MADISON	12/20/17	1	0-0	.000	0-0	.000	0-0	.000	0	0	0	1.2	0	0	0	0	0	0	1.0	
INCARNATE WORD	12/22/17	2	0-0	.000	0-0	.000	0-0	.000	0	0	0	1.0	0	0	0	0	0	0	0.8	
VANDERBILT	12/30/17	4	0-0	.000	0-0	.000	0-0	.000	1	0	1	1.0	0	0	0	0	1	0	0.7	
at Texas A&M	1/2/18	dnp	-	-	-	-	-	-	-	-	-	-	-	-	-	-	-	-	-	
at Mizzou	1/6/18	dnp	-	-	-	-	-	-	-	-	-	-	-	-	-	-	-	-	-	
MISSISSIPPI STATE	1/10/18	4	1-3	.333	0-0	.000	0-0	.000	1	0	1	1.0	2	0	0	0	0	2	0.9	
at Ole Miss	1/13/18	1	0-1	.000	0-0	.000	0-0	.000	0	0	0	0.9	1	0	0	0	0	0	0.8	
ARKANSAS	1/17/18	7	0-1	.000	0-0	.000	0-0	.000	0	0	0	0.8	4	1	0	0	0	0	0.7	
Totals		0	43	3-8	.375	0-0	.000	1-2	.500	5	3	8	0.8	18	3	3	0	3	7	0.7

Games played: 10
 Minutes/game: 4.3
 Points/game: 0.7
 FG Pct: 37.5
 FT Pct: 50.0


Rebounds/game: 0.8
 Assists/game: 0.3
 Turnovers/game: 0.3
 Assist/turnover ratio: 1.0
 Steals/game: 0.3

GAME HIGHS

Points	
2017-18/Career	2, 3x, last vs. Mississippi St. (1/10/18)
Rebounds	
2017-18/Career	3, vs. North Florida (11/16/17)
Field Goals	
2017-18/Career	1, 3x, last vs. Mississippi St. (1/10/18)
Field Goal Attempts	
2017-18/Career	3, vs. Mississippi State (1/10/18)
3-Point Field Goals	
2017-18/Career	---
3-Point FG Attempts	
2017-18/Career	---
Free Throws	
2017-18/Career	1, vs. North Florida (11/16/17)
Free Throw Attempts	
2017-18/Career	2, vs. North Florida (11/16/17)
Assists	
2017-18/Career	1, 3x, last vs. Arkansas (1/17/18)
Steals	
2017-18/Career	1, 3x, last vs. Vanderbilt (12/30/17)
Blocked Shots	
2017-18/Career	---
Minutes Played	
2017-18/Career	10, vs. Stanford (11/23/17)

#24 DEAUNDRAE BALLARD

FRESHMAN | G | 6-5 | 195 | ATLANTA, GA. | SW ATLANTA CHRISTIAN



OVERVIEW

- › Rated a four-star prospect by ESPN and 247sports and a three-star recruit by Rivals.
- › Ranked 65th in the ESPN 100 rankings for 2017.
- › Great length and motor and a versatile scorer.
- › ESPN.com bottom line: "Ballard is a high major wing that is a versatile scorer who is capable of big numbers and has excellent upside."
- › Scored over 2,500 points in his high school career.

2017-18 HIGHLIGHTS

- › Looks to contribute to Florida's deep and talented backcourt, already establishing an unrelenting work ethic throughout his first summer in Gainesville.
- › Offensive skill was on early display, scoring 14 points in his first game at Florida. Ballard scored double figures in three of the first four games this season.
- › Ballard has the ability to create his own shot at any time, but has shown growth throughout the season in letting the offense flow to him.

CAREER STATS

Season	gp-gs	min/avg	Total		3-Point		F-Throws		Rebounds				Scoring							
			fg-fga	pct	fg-fga	pct	ft-fa	pct	off	def	tot	avg	pf	fo	ast	to	blk	stl	pts	avg
2017-18	16-1	228/14.3	39-89	.438	5-24	.208	14-18	.778	13	25	38	2.4	21	0	7	11	1	6	97	6.1
TOTAL	16-1	228/14.3	39-89	.438	5-24	.208	14-18	.778	13	25	38	2.4	21	0	7	11	1	6	97	6.1

2017-18 GAME-BY-GAME STATS

Opponent	Date	gs	min	Total		3-Pointers		Free throws		Rebounds				pf	a	t/o	blk	stl	pts	avg
				fg-fga	pct	3fg-fga	pct	ft-fa	pct	off	def	tot	avg							
GARDNER-WEBB	11/13/17		20	6-12	.500	0-2	.000	2-2	1.000	0	4	4	4.0	1	1	1	1	0	14	14.0
NORTH FLORIDA	11/16/17		14	5-9	.556	1-2	.500	1-1	1.000	1	2	3	3.5	4	2	1	0	1	12	13.0
NEW HAMPSHIRE	11/19/17		11	0-4	.000	0-2	.000	2-2	1.000	1	2	3	3.3	0	0	0	0	0	2	9.3
vs Stanford	11/23/17		19	6-10	.600	0-1	.000	1-2	.500	0	0	0	2.5	4	1	2	0	0	13	10.3
vs Gonzaga	11/24/17		7	1-3	.333	0-1	.000	1-2	.500	1	0	1	2.2	0	0	0	0	0	3	8.8
vs Duke	11/26/17		9	3-3	1.000	0-0	.000	0-0	.000	1	1	2	2.2	1	0	0	0	0	6	8.3
FLORIDA STATE	12/4/17		21	4-10	.400	0-2	.000	0-0	.000	2	7	9	3.1	1	0	1	0	1	8	8.3
LOYOLA CHICAGO	12/6/17	*	20	3-6	.500	0-2	.000	1-2	.500	2	0	2	3.0	1	0	0	0	1	7	8.1
vs Cincinnati	12/9/17		15	1-4	.250	0-0	.000	2-3	.667	0	2	2	2.9	1	0	1	0	1	4	7.7
vs Clemson	12/16/17		14	2-5	.400	0-0	.000	0-0	.000	1	1	2	2.8	3	0	1	0	1	4	7.3
JAMES MADISON	12/20/17		12	1-4	.250	0-2	.000	2-2	1.000	0	0	0	2.5	2	0	2	0	0	4	7.0
INCARNATE WORD	12/22/17		8	1-6	.167	1-3	.333	0-0	.000	0	1	1	2.4	0	0	0	0	0	3	6.7
VANDERBILT	12/30/17		16	1-1	1.000	1-1	1.000	2-2	1.000	2	1	3	2.5	1	0	1	0	0	5	6.5
at Texas A&M	1/2/18		19	3-6	.500	2-3	.667	0-0	.000	0	1	1	2.4	0	3	0	0	0	8	6.6
at Mizzou	1/6/18		9	1-4	.250	0-2	.000	0-0	.000	1	0	1	2.3	1	0	0	0	1	2	6.3
MISSISSIPPI STATE	1/10/18		dnp	-	-	-	-	-	-	-	-	-	-	-	-	-	-	-	-	-
at Ole Miss	1/13/18		dnp	-	-	-	-	-	-	-	-	-	-	-	-	-	-	-	-	-
ARKANSAS	1/17/18		14	1-2	.500	0-1	.000	0-0	.000	1	3	4	2.4	1	0	1	0	0	2	6.1
Totals		1	228	39-89	.438	5-24	.208	14-18	.778	13	25	38	2.4	21	7	11	1	6	97	6.1

Games played: 16
 Minutes/game: 14.3
 Points/game: 6.1
 FG Pct: 43.8
 3FG Pct: 20.8
 FT Pct: 77.8

Rebounds/game: 2.4
 Assists/game: 0.4
 Turnovers/game: 0.7
 Assist/turnover ratio: 0.6
 Steals/game: 0.4
 Blocks/game: 0.1

GAME HIGHS

Points	
2017-18/Career	14, vs. Gardner-Webb (11/13/17)
Rebounds	
2017-18/Career	9, vs. Florida State (12/4/17)
Field Goals	
2017-18/Career	6, 2x, last vs. Stanford (11/23/17)
Field Goal Attempts	
2017-18/Career	12, vs. Gardner-Webb (11/13/17)
3-Point Field Goals	
2017-18/Career	2, at Texas A&M (1/2/18)
3-Point FG Attempts	
2017-18/Career	3, 2x, last at Texas A&M (1/2/18)
Free Throws	
2017-18/Career	2, 5x, last vs. Vanderbilt (12/30/17)
Free Throw Attempts	
2017-18/Career	3, vs. Cincinnati (12/9/17)
Assists	
2017-18/Career	3, at Texas A&M (1/2/18)
Steals	
2017-18/Career	1, 6x, last at Missouri (1/6/18)
Blocked Shots	
2017-18/Career	1, vs. Gardner-Webb (11/13/17)
Minutes Played	
2017-18/Career	21, vs. Florida State (12/4/17)

#25 KEITH STONE

SOPHOMORE | F | 6-8 | 245 | DEERFIELD BEACH, FLA. | ZION LUTHERAN



OVERVIEW

- › Strong wing player with the size and strength to compete on the interior.
- › An offensively gifted player with a soft touch, Stone has the tools to be a solid stretch-4.
- › Showed flashes of his ability with big games vs. Miami, Georgia and Alabama.
- › Rated a four-star prospect by ESPN and a three-star by Rivals.

2017-18 HIGHLIGHTS

- › Set a new career-high with 23 points at Ole Miss, including a 13-for-18 performance at the free throw line, which marked the most free throw attempts for a Gator since Joakim Noah's 22 vs. Georgia in 2006.
- › Had a breakout game in Florida's win at #11 Texas A&M, setting career highs in points (18, since eclipsed), field goals (seven) and 3-pointers (four).
- › Has been pressed into minutes at the 5 due to Florida's frontcourt injuries, but is most at home at the power forward position where he has the size to compete down low but the versatility to stretch defenses.

CAREER STATS

Season	gp-gs	min/avg	Total		3-Point		F-Throws		Rebounds				Scoring							
			fg-fga	pct	fg-fga	pct	ft-fga	pct	off	def	tot	avg	pf	fo	ast	to	blk	stl	pts	avg
2016-17	34-0	410/12.1	44-104	.423	15-46	.326	20-31	.645	29	45	74	2.2	46	1	18	23	7	11	123	3.6
2017-18	18-16	421/23.4	46-113	.407	20-41	.488	34-48	.708	28	44	72	4.0	49	1	13	32	12	11	146	8.1
TOTAL	52-16	831/16.0	90-217	.415	35-87	.402	54-79	.684	57	89	146	2.8	95	2	31	55	19	22	269	5.2

2017-18 GAME-BY-GAME STATS

Opponent	Date	gs	min	Total		3-Pointers		Free throws		Rebounds				pf	a	t/o	blk	stl	pts	avg	
				fg-fga	pct	3fg-fga	pct	ft-fga	pct	off	def	tot	avg								
GARDNER-WEBB	11/13/17	*	19	1-3	.333	1-2	.500	0-0	.000	1	1	2	2.0	4	3	1	1	0	3	3.0	
NORTH FLORIDA	11/16/17	*	24	6-7	.857	2-2	1.000	0-0	.000	2	1	3	2.5	4	1	0	1	2	14	8.5	
NEW HAMPSHIRE	11/19/17	*	21	0-2	.000	0-1	.000	2-2	1.000	0	1	1	2.0	4	0	0	0	2	6.3		
vs Stanford	11/23/17	*	20	1-7	.143	1-1	1.000	2-3	.667	0	3	3	2.3	1	1	0	0	2	5	6.0	
vs Gonzaga	11/24/17	*	34	3-5	.600	2-4	.500	1-2	.500	0	4	4	2.6	4	2	2	1	1	9	6.6	
vs Duke	11/26/17	*	16	1-5	.200	0-0	.000	0-0	.000	0	1	1	2.3	2	0	2	0	0	2	5.8	
FLORIDA STATE	12/4/17		16	1-2	.500	1-2	.500	2-2	1.000	1	2	3	2.4	3	0	3	1	0	5	5.7	
LOYOLA CHICAGO	12/6/17	*	18	4-7	.571	0-1	.000	0-0	.000	3	2	5	2.8	1	0	2	0	0	8	6.0	
vs Cincinnati	12/9/17	*	25	1-8	.125	1-3	.333	2-2	1.000	0	3	3	2.8	3	0	1	2	2	5	5.9	
vs Clemson	12/16/17	*	11	1-1	1.000	1-1	1.000	0-0	.000	1	2	3	2.8	3	1	2	0	0	3	5.6	
JAMES MADISON	12/20/17	*	19	2-6	.333	2-3	.667	1-3	.333	2	2	4	2.9	1	0	4	0	0	7	5.7	
INCARNATE WORD	12/22/17		24	1-3	.333	0-1	.000	4-5	.800	3	1	4	3.0	1	0	2	0	2	6	5.8	
VANDERBILT	12/30/17	*	28	2-9	.222	0-1	.000	2-2	1.000	3	3	6	3.2	4	1	1	3	1	6	5.8	
at Texas A&M	1/2/18	*	30	7-14	.500	4-6	.667	0-0	.000	2	3	5	3.4	4	1	3	1	0	18	6.6	
at Mizzou	1/6/18	*	32	5-9	.556	2-4	.500	1-3	.333	2	4	6	3.5	2	1	1	2	0	13	7.1	
MISSISSIPPI STATE	1/10/18	*	30	4-9	.444	1-4	.250	1-1	1.000	4	4	8	3.8	1	0	4	0	0	10	7.3	
at Ole Miss	1/13/18	*	35	4-10	.400	2-4	.500	13-18	.722	4	4	8	4.1	5	2	4	0	1	23	8.2	
ARKANSAS	1/17/18	*	19	2-6	.333	0-1	.000	3-5	.600	0	3	3	4.0	2	0	0	0	0	7	8.1	
Totals			16	421	46-113	.407	20-41	.488	34-48	.708	28	44	72	4.0	49	13	32	12	11	146	8.1

Games played: 18
 Minutes/game: 23.4
 Points/game: 8.1
 FG Pct: 40.7
 3FG Pct: 48.8
 FT Pct: 70.8

Rebounds/game: 4.0
 Assists/game: 0.7
 Turnovers/game: 1.8
 Assist/turnover ratio: 0.4
 Steals/game: 0.6
 Blocks/game: 0.7

STONE VS. KENTUCKY

Opponent	Date	GS	Min	FG	FGA	Pct	3FG	FGA	Pct	FT	FTA	Pct	Off	Def	Tot	PF	FO	A	TO	Blk	Stl	Pts	
at Kentucky	2/25/17		11	0	2	.000	0	2	.000	0	0	.000	0	1	1	0	0	0	0	0	0	0	0

GAME HIGHS

Points	
2017-18/Career	23, at Ole Miss (1/13/18)
Rebounds	
2017-18	8, 2x, last at Ole Miss (1/13/18)
Career	8, 3x, last at Ole Miss (1/13/18)
Field Goals	
2017-18/Career	7, at Texas A&M (1/2/18)
Field Goal Attempts	
2017-18/Career	14, at Texas A&M (1/2/18)
3-Point Field Goals	
2017-18/Career	4, at Texas A&M (1/2/18)
3-Point FG Attempts	
2017-18/Career	6, at Texas A&M (1/2/18)
Free Throws	
2017-18/Career	13, at Ole Miss (1/13/18)
Free Throw Attempts	
2017-18/Career	18, at Ole Miss (1/13/18)
Assists	
2017-18	3, vs. Gardner-Webb (11/13/17)
Career	3, 3x, last vs. GWU (11/13/17)
Steals	
2017-18	2, 4x, last vs. UIW (12/22/17)
Career	3, vs. Georgia (1/14/17)
Blocked Shots	
2017-18/Career	3, vs. Vanderbilt (12/30/17)
Minutes Played	
2017-18/Career	35, at Ole Miss (1/13/18)

OUT WITH INJURY

#15 JOHN EGBUNU


SENIOR | C | 6-11 | 265 | BAUCHI, NIGERIA | USF

OVERVIEW

- › A force around the basket, set the UF single-season record for most dunks with 75 in 2015-16, including nine vs. Kentucky.
- › Showed marked improvement on the defensive end of the floor as a junior before his season was cut short after he suffered a torn ACL on Feb. 14, 2017, at Auburn.
- › Has seven double-doubles as a Gator, with 28 double-figure scoring games, including two 20-point games, and 13 double-figure rebounding games.
- › Enters the season ranking seventh in Florida history with 107 career dunks.

2017-18 HIGHLIGHTS

- › Named to the Kareem Abdul-Jabbar Award Watch List.
- › Rehabbing his knee to make a midseason return to finish his final collegiate season and bolster the Gators' frontcourt.



CAREER STATS

Season	gp-gs	min/avg	Total		3-Point		F-Throws		Rebounds				Scoring							
			fg-fga	pct	fg-fga	pct	ft-fa	pct	off	def	tot	avg	pf	fo	ast	to	blk	stl	pts	avg
2013-14*	32-31	793/24.8	89-151	.589	0-1	.000	60-110	.545	80	118	198	6.2	92	1	12	55	43	10	238	7.4
2015-16	34-30	857/25.2	149-252	.591	0-0	.000	92-173	.532	92	128	220	6.5	110	6	12	59	48	15	390	11.5
2016-17	24-19	534/22.3	64-130	.492	1-1	1.000	59-104	.567	59	99	158	6.6	61	1	7	42	36	8	188	7.8
TOTAL	58-49	1391/24.0	213-382	.558	1-1	1.000	151-277	.545	151	227	378	6.5	171	7	19	101	84	23	578	10.0
All*	90-80	2184/24.3	302-533	.567	1-2	.500	211-387	.545	231	345	576	6.4	263	8	31	156	127	33	816	9.1

HONORS

- › 2017-18 Kareem Abdul-Jabbar Award Watch List

#2 ISAIAH STOKES

FRESHMAN | F | 6-8 | 270 | MEMPHIS, TENN. | IMG ACADEMY

OVERVIEW

- › Rated a four-star prospect by ESPN and ranked 60th in the ESPN 100 rankings for 2017.
- › Strong and powerful with a great post arsenal and a solid jump shot.
- › Brother of Jarnell Stokes, a two-time All-SEC player at Tennessee.
- › Once broke a backboard in high school and wears a size 20 shoe.
- › ESPN.com bottom line: "He's said to be very similar to his brother [Jarnell] at the same stage of their development, but he has a shade of Kennedy Meeks in his too as his wide frame, quick feet, and solid skill set inside of 15 feet make him a major mismatch problem."

2017-18 HIGHLIGHTS

- › Recovering from a torn ACL suffered in high school and hopes to be back on the court mid-season, but could potentially redshirt.



WALK-ONS

#14 MAK KRAUSE

JUNIOR | G | 6-2 | 170 | ATLANTA, GA. | ST. PIUS X CATHOLIC

OVERVIEW

- › A manager since the 2014-15 season, Krause was elevated to a walk-on prior to the 2017-18 season.
- › Krause has his degree in telecommunications and is pursuing graduate studies in sport management.
- › Grew up a Gator fan and passed on D-III playing opportunities to be part of the Florida program as a manager.

2017-18 HIGHLIGHTS

- › Made his first appearance in a Gator uniform in the season opener, posting a trillion with three minutes played.
- › Scored his first career points vs. UNF, knocking down a free throw.
- › Tallied his first career field goal in the win vs. Stanford.



CAREER STATS

Season	gp-gs	min/avg	Total		3-Point		F-Throws		Rebounds				Scoring								
			fg-fga	pct	fg-fga	pct	ft-fta	pct	off	def	tot	avg	pf	fo	ast	to	blk	stl	pts	avg	
2017-18	4-0	12/3.0	1-2	.500	0-0	.000	2-5	.400	0	0	0	0.0	2	0	0	0	0	0	0	4	1.0
TOTAL	4-0	12/3.0	1-2	.500	0-0	.000	2-5	.400	0	0	0	0.0	2	0	0	0	0	0	4	1.0	

#22 ANDREW FAVA


FRESHMAN | G | 5-10 | 165 | BALTIMORE, MD. | LOYOLA BLAKEFIELD

OVERVIEW

- › Joined the Florida program as a manager for the 2016-17 season and was promoted to walk-on prior to the 2017-18 season.
- › Double-majoring in criminology and psychology with a minor in Spanish.
- › Fell in love with the Gators as a kid watching the 2006 and 2007 championship teams and dreamed of playing for Florida since then.

2017-18 HIGHLIGHTS

- › Made his Florida debut in the season opener vs. Gardner-Webb and picked up an assist.
- › Scored his first career basket vs. UNF, finishing with four points.



CAREER STATS

Season	gp-gs	min/avg	Total		3-Point		F-Throws		Rebounds				Scoring							
			fg-fga	pct	fg-fga	pct	ft-fta	pct	off	def	tot	avg	pf	fo	ast	to	blk	stl	pts	avg
2017-18	4-0	10/2.5	2-3	.667	0-1	.000	0-0	.000	0	1	1	0.3	1	0	1	2	0	0	4	1.0
TOTAL	4-0	10/2.5	2-3	.667	0-1	.000	0-0	.000	0	1	1	0.3	1	0	1	2	0	0	4	1.0

2017-18 BOX SCORES

Official Basketball Box Score -- Game Totals -- Final Statistics

Florida vs Ole Miss
1/13/18 12:07 p.m. at Oxford, Miss.

Florida 72 • 12-5, 4-1 SEC

#	Player	Total			3-Ptr			Rebounds			PF	TP	A	TO	Blk	Stl	Min
		FG-FGA	FG-FGA	FT-FTA	FG-FGA	FG-FGA	FT-FTA	Off	Def	Tot							
25	Stone, Keith	f	4-10	2-4	13-18	4	4	8	5	23	2	4	0	1	35		
13	Hayes, Kevarrius	c	2-2	0-0	0-0	0	1	1	3	4	0	0	1	0	15		
04	Koulechov, Egor	g	4-15	3-7	0-0	2	9	11	1	11	3	0	0	3	38		
05	Allen, KeVaughn	g	2-9	1-6	0-0	2	1	3	2	5	3	3	0	1	29		
11	Chiozza, Chris	g	3-10	1-5	0-0	0	6	6	1	7	4	2	0	3	37		
00	Okauru, Mike		3-6	2-4	1-2	0	1	1	0	9	1	0	0	0	15		
03	Hudson, Jalen		4-7	1-3	2-2	0	3	3	5	11	1	1	1	0	19		
12	Gak, Gorjok		1-1	0-0	0-0	1	1	2	2	2	0	0	2	0	11		
21	Bassett, Dontay		0-1	0-0	0-0	0	0	0	1	0	0	0	0	0	1		
	Team					0	0	0									
	Totals		23-61	10-29	16-22	9	26	35	20	72	14	10	4	8	200		

FG % 1st Half: 11-31 35.5% 2nd half: 12-30 40.0% Game: 23-61 37.7% Deadball Rebounds 1
3FG % 1st Half: 5-15 33.3% 2nd half: 5-14 35.7% Game: 10-29 34.5%
FT % 1st Half: 4-6 66.7% 2nd half: 12-16 75.0% Game: 16-22 72.7%

Ole Miss 78 • 10-7, 3-2 SEC

#	Player	Total			3-Ptr			Rebounds			PF	TP	A	TO	Blk	Stl	Min
		FG-FGA	FG-FGA	FT-FTA	FG-FGA	FG-FGA	FT-FTA	Off	Def	Tot							
12	Stevens, Bruce	f	8-13	1-3	5-6	3	3	6	3	22	1	1	0	2	25		
13	Olejniczak, Dominik	c	1-2	0-0	0-0	0	1	1	1	2	0	2	0	0	10		
01	Burnett, Deandre	g	5-8	3-4	7-8	0	2	2	0	20	6	2	0	0	35		
04	Tyree, Breein	g	0-6	0-2	3-4	0	3	3	4	3	4	1	1	1	24		
05	Crawford, Markel	g	7-12	1-2	2-2	0	4	4	1	17	1	3	0	0	37		
00	Shuler, Devontae		0-3	0-2	0-0	1	2	3	1	0	1	1	0	0	17		
02	Hymon, Marcansvis		2-3	0-0	2-2	3	6	9	1	6	0	0	0	1	22		
03	Davis, Terence		2-11	1-5	3-4	1	7	8	3	8	4	1	2	0	23		
50	Furmanavicius, Justas		0-0	0-0	0-0	0	0	0	1	0	0	0	0	0	7		
	Team					2	6	8									
	Totals		25-58	6-18	22-26	10	34	44	15	78	17	11	3	4	200		

FG % 1st Half: 10-33 30.3% 2nd half: 15-25 60.0% Game: 25-58 43.1% Deadball Rebounds 1
3FG % 1st Half: 2-10 20.0% 2nd half: 4-8 50.0% Game: 6-18 33.3%
FT % 1st Half: 9-10 90.0% 2nd half: 13-16 81.3% Game: 22-26 84.6%

Officials: Doug Shows, Patrick Evans, John Hampton
Technical fouls: Florida-None. Ole Miss-None.
Attendance: 6457

Score by periods	1st	2nd	Total
Florida	31	41	72
Ole Miss	31	47	78

Last FG - UF 2nd-00:06, OM 2nd-01:28.
Largest lead - UF by 8 2nd-12:53, OM by 7 2nd-00:40.
UF led for 22:13. OM led for 12:12. Game was tied for 05:35.

Points	In Paint	Off T/O	2nd Chance	Fast Break	Bench
UF	22	5	11	10	22
OM	32	15	8	0	14

Score tied - 13 times.
Lead changed - 11 times.

Official Basketball Box Score -- Game Totals -- Final Statistics

Arkansas vs Florida
1/17/18 7 p.m. at Exactech Arena - Gainesville, Fla.

Arkansas 73 • 12-6, 2-4 SEC

#	Player	Total			3-Ptr			Rebounds			PF	TP	A	TO	Blk	Stl	Min
		FG-FGA	FG-FGA	FT-FTA	FG-FGA	FG-FGA	FT-FTA	Off	Def	Tot							
10	Daniel Gafford	f	6-12	0-0	2-5	5	6	11	2	14	0	0	1	0	25		
13	Dustin Thomas	f	1-2	1-1	1-2	1	3	4	2	4	2	0	0	1	28		
00	Jaylen Barford	g	10-15	5-6	3-4	1	3	4	3	28	0	3	0	1	32		
04	Daryl Macon	g	6-15	1-5	0-0	0	6	6	3	13	5	4	0	0	36		
31	Anton Beard	g	1-6	0-1	0-0	1	0	1	1	2	3	0	0	0	13		
01	Trey Thompson		1-1	0-0	0-0	1	0	1	1	2	0	0	0	0	6		
02	Adrio Bailey		0-1	0-0	0-0	0	1	1	1	0	0	1	1	1	8		
05	Arlando Cook		0-2	0-0	0-2	0	0	0	1	0	0	0	0	0	13		
20	Darios Hall		2-6	0-1	0-2	0	2	2	4	4	0	0	0	0	18		
23	C.J. Jones		2-6	2-5	0-0	0	0	0	1	6	0	0	0	0	21		
	Team					5	1	6									
	Totals		29-66	9-19	6-15	14	22	36	19	73	10	8	2	3	200		

FG % 1st Half: 13-31 41.9% 2nd half: 16-35 45.7% Game: 29-66 43.9% Deadball Rebounds 2
3FG % 1st Half: 5-10 50.0% 2nd half: 4-9 44.4% Game: 9-19 47.4%
FT % 1st Half: 2-8 25.0% 2nd half: 4-7 57.1% Game: 6-15 40.0%

Florida 88 • 13-5, 5-1 SEC

#	Player	Total			3-Ptr			Rebounds			PF	TP	A	TO	Blk	Stl	Min
		FG-FGA	FG-FGA	FT-FTA	FG-FGA	FG-FGA	FT-FTA	Off	Def	Tot							
13	Hayes, Kevarrius	f	3-4	0-0	1-2	4	2	6	2	7	0	3	3	0	26		
25	Stone, Keith	f	2-6	0-1	3-5	0	3	3	2	7	0	0	0	0	19		
04	Koulechov, Egor	f	4-10	2-6	2-2	2	6	8	3	12	2	1	0	0	35		
05	Allen, KeVaughn	g	8-12	6-7	6-6	1	3	4	0	28	1	2	2	0	34		
11	Chiozza, Chris	g	2-7	1-2	2-2	0	2	2	4	7	9	1	0	3	26		
00	Okauru, Mike		2-5	0-1	0-0	1	0	1	0	4	0	0	0	0	13		
03	Hudson, Jalen		6-11	4-7	5-5	0	9	9	0	21	1	1	1	1	26		
21	Bassett, Dontay		0-1	0-0	0-0	0	0	0	4	0	1	0	0	0	7		
24	Ballard, Deaundrae		1-2	0-1	0-0	1	3	4	1	2	0	1	0	0	14		
	Team					1	2	3									
	Totals		28-58	13-25	19-22	10	30	40	16	88	14	9	6	4	200		

FG % 1st Half: 15-27 55.6% 2nd half: 13-31 41.9% Game: 28-58 48.3% Deadball Rebounds 1
3FG % 1st Half: 7-12 58.3% 2nd half: 6-13 46.2% Game: 13-25 52.0%
FT % 1st Half: 11-12 91.7% 2nd half: 8-10 80.0% Game: 19-22 86.4%

Officials: Joe Lindsay, Olandis Poole, Keith Kimble
Technical fouls: Arkansas-None. Florida-None.
Attendance: 9929

Score by periods	1st	2nd	Total
Arkansas	33	40	73
Florida	48	40	88

Last FG - AR 2nd-00:39, UF 2nd-00:49.
Largest lead - AR by 2 1st-15:24, UF by 21 2nd-04:01.
AR led for 00:58. UF led for 36:49. Game was tied for 02:13.

Points	In Paint	Off T/O	2nd Chance	Fast Break	Bench
AR	36	11	14	4	12
UF	26	17	10	14	27

Score tied - 3 times.
Lead changed - 4 times.

2017-18 MISCELLANEOUS STATS

TIMES LED UP IN SCORING

Includes times co-led	Season	Career
Jalen Hudson	7	7
Egor Koulechov	6	6
Chris Chiozza	3	6
KeVaughn Allen	2	21
Keith Stone	1	2
John Egbunu	0	5
Kevarrius Hayes	0	1

TIMES LED UP IN REBOUNDING

Includes times co-led	Season	Career
Egor Koulechov	10	10
Kevarrius Hayes	3	13
Jalen Hudson	2	2
KeVaughn Allen	1	4
Keith Stone	1	2
Deaundrae Ballard	1	1
Gorjok Gak	1	1
John Egbunu	0	18
Chris Chiozza	0	5

TIMES LED UP IN ASSISTS

Includes times co-led	Season	Career
Chris Chiozza	16	59
KeVaughn Allen	2	6
Jalen Hudson	2	2
Egor Koulechov	1	1
Kevarrius Hayes	0	1

DOUBLE-FIGURE SCORING GAMES

	Season	Career
Jalen Hudson	16	16
Egor Koulechov	14	14
Chris Chiozza	12	38
KeVaughn Allen	8	53
Keith Stone	5	9
Deaundrae Ballard	3	3
Mike Okauru	2	2
Kevarrius Hayes	1	7
Gorjok Gak	1	1
John Egbunu	0	28

20-POINT GAMES

	Season	Career
Jalen Hudson	5	5
Egor Koulechov	5	5
KeVaughn Allen	2	13
Chris Chiozza	1	1
Keith Stone	1	1
John Egbunu	0	2
Kevarrius Hayes	0	1

30-POINT GAMES

	Season	Career
Jalen Hudson	1	1
Egor Koulechov	1	1
KeVaughn Allen	0	2

DOUBLE-FIGURE REBOUNDING GAMES

	Season	Career
Egor Koulechov	3	3
Jalen Hudson	1	1
John Egbunu	0	13
Chris Chiozza	0	1
Kevarrius Hayes	0	1

DOUBLE-FIGURE ASSIST GAMES

	Season	Career
Chris Chiozza	2	4

DOUBLE-DOUBLES

	Season	Career
Egor Koulechov	3	3
Chris Chiozza	2	3
John Egbunu	0	7

TRIPLE-DOUBLES

	Season	Career
Chris Chiozza	0	1

DUNKS (TOTAL: 39)

	Season	Career
Kevarrius Hayes	8	33
Keith Stone	7	8
Jalen Hudson	7	7
Gorjok Gak	6	13
KeVaughn Allen	5	21
Egor Koulechov	3	3
Deaundrae Ballard	1	1
Dontay Bassett	1	1
Chris Chiozza	1	1
John Egbunu	0	106

CHARGES DRAWN (TOTAL: 19)

	Season	Career
Keith Stone	8	10
Jalen Hudson	3	3
Egor Koulechov	4	4
Kevarrius Hayes	3	14
KeVaughn Allen	1	3
Chris Chiozza	0	5
John Egbunu	0	1

POINT DISTRIBUTION (%)

Freshmen	198	13.4%
Sophomores	193	13.1%
Juniors	593	40.2%
Seniors	492	33.3%
TOTAL	1,476	

TECHNICAL FOULS

Opponents	0
Florida	0

3-SECOND VIOLATION

Opponents	0
Florida	2

SHOT CLOCK EXPIRED

Opponents	9
Florida	8

10-SECOND VIOLATION

Opponents	1
Florida	1

BACKCOURT VIOLATION

Opponents	3
Florida	3

FLORIDA'S FIRST SUB

Includes all when multiple players enter	Season	Career
Jalen Hudson	6	6
Kevarrius Hayes	4	28
Deaundrae Ballard	4	4
Gorjok Gak	3	4
Chris Chiozza	2	32
Keith Stone	2	10
Dontay Bassett	1	1
John Egbunu	0	8

SCORED UF'S FIRST POINTS

	Season	Career
KeVaughn Allen	6	29
Egor Koulechov	4	4
Jalen Hudson	3	3
Keith Stone	3	3
Kevarrius Hayes	2	6
John Egbunu	0	11
Chris Chiozza	0	1

HOW SCORED UF'S FIRST POINTS

Jump Shot	6
3-Pointer	6
Free Throw	3
Layup	2
Dunk	1

THREE-POINT PLAYS

(Ordered by most conversions)	Season	Career
Egor Koulechov	6-6	6-6
Jalen Hudson	5-7	5-7
Chris Chiozza	3-4	9-13
Keith Stone	3-4	4-6
Deaundrae Ballard	2-3	2-3
Chase Johnson	1-2	1-2
Kevarrius Hayes	1-3	8-17
Mike Okauru	0-1	0-1
KeVaughn Allen	0-2	13-16
John Egbunu	0-0	12-28
TOTALS	21-32	60-99
	.656	.606

FOUR-POINT PLAYS

	Season	Career
Jalen Hudson	2-2	2-2
Chris Chiozza	1-1	2-2
Egor Koulechov	1-1	1-1
Keith Stone	1-1	1-1
TOTALS	5-5	6-6

3-POINTER STREAK - TEAM

Florida:	33 (at SC, 1/18/17)
Opponents:	644 (FAMU,12/4/99)

PLAYERS IN DOUBLE FIGURES

Players	Games
3	10
4	4
5	2
6	1

RUNS OF 10-0 OR BETTER

Run	Occurrences
10-0	7
11-0	1
12-0	1
13-0	3
14-0	1

Largest run: 14-0 vs. Gardner-Webb (11/13/17)

2017-18 MISCELLANEOUS STATS

LINEUPS AND RECORD

(Listed by position 1-5; Ordered by most wins)

Chiozza, Allen, Koulechov, Stone, Hayes	6-1
Chiozza, Allen, Hudson, Koulechov, Stone	3-2
Allen, Hudson, Koulechov, Stone, Hayes	2-0
Chiozza, Allen, Koulechov, Stone, Gak	1-0
Chiozza, Allen, Hudson, Koulechov, Hayes	1-1
Chiozza, Ballard, Koulechov, Stone, Hayes	0-1

STREAKS

Streak stats below are consecutive team games.

(A player's streak starts over if he misses a game.)

GAMES PLAYED

Chris Chiozza 123, KeVaughn Allen 90, Keith Stone 29, Jalen Hudson 18, Egor Koulechov 18, Mike Okauru 18, Kevarrius Hayes 14, Dontay Bassett 3, Deaundrae Ballard 1

STARTS

Egor Koulechov 18, KeVaughn Allen 10, Kevarrius Hayes 8, Keith Stone 6, Chris Chiozza 2

GAMES SCORED

KeVaughn Allen 74, Chris Chiozza 33, Keith Stone 21, Jalen Hudson 18, Egor Koulechov 18, Kevarrius Hayes 14, Mike Okauru 4, Deaundrae Ballard 1

GAMES WITH A 3-POINTER

Chris Chiozza 11, Jalen Hudson 10, Egor Koulechov 7, KeVaughn Allen 3

GAMES WITH A REBOUND

Keith Stone 20, Jalen Hudson 18, Egor Koulechov 18, Kevarrius Hayes 14, Mike Okauru 4, Chris Chiozza 3, KeVaughn Allen 2, Deaundrae Ballard 1

GAMES WITH AN ASSIST

Chris Chiozza 15, KeVaughn Allen 12, Egor Koulechov 5, Jalen Hudson 4, Dontay Bassett 1

CONSECUTIVE MADE FREE THROWS

	Active Streak	Season High
KeVaughn Allen	18	27
Jalen Hudson	13	11
John Egbunu	7	0
Deaundrae Ballard	6	6
Egor Koulechov	3	32
Chris Chiozza	3	17
Chase Johnson	2	3
Mak Krause	1	1
Keith Stone	0	6
Gorjok Gak	0	4
Kevarrius Hayes	0	4
Mike Okauru	0	3
Dontay Bassett	0	1

SCORING MARGIN

Largest Lead: 46, vs. Gardner-Webb, 11/13/17

Largest Deficit: 19, vs. Florida State, 12/4/17

Largest Deficit Overcome: 12, at Missouri, 1/6/18

Largest Lead Lost: 17, vs. Duke (at Portland), 11/26/17

Largest Margin of Victory: 42, 116-74 vs. Gardner-Webb, 11/13/17

Largest Margin of Defeat: 17, vs. Florida State, 12/4/17

SITUATIONAL RECORDS

	2017-18	Under White
Scoring First	7-3	38-12
Leading at Half	11-2	52-9
Trailing at Half	1-2	7-18
Tied at Half	1-1	2-2
Leading with 5:00 Left	12-2	58-4
Trailing with 5:00 Left	1-3	3-24
Tied with 5:00 Left	0-0	0-1
In Overtime	1-0	3-2
In Double Overtime	1-0	1-0
When UF Outrebounds Opponent	6-2	33-11
When UF is Outrebounded	5-3	23-17
When Rebounds are the Same	2-0	4-1
When UF Commits More Turnovers	1-1	12-9
When UF Forces More Turnovers	12-4	43-18
When Turnovers are the Same	0-0	6-2
When UF Has More Free Throw Attempts	10-2	48-11
When Opponent Has More Free Throw Attempts	3-2	10-16
When Free Throw Attempts are the Same	0-1	3-2
When UF Shoots 45% or Better from the Field	6-0	33-3
When UF Shoots Less Than 45% from the Field	7-5	28-26
When Opponent Shoots 45% or Better from the Field	4-2	12-15
When Opponent Shoots Less Than 45% from the Field	9-3	49-14
When UF Shoots Same or Better Than Opponent from the Field	9-0	50-4
When Opponent Shoots Better Than UF from the Field	4-5	11-25
When UF Shoots 40% or Better from 3-Point Range	8-2	23-4
When UF Shoots Less Than 40% from 3-Point Range	5-3	37-25
When UF Shoots Better Than Opponent from 3-Point Range	9-1	38-5
When UF Shoots 75% or Better from the Line	10-1	28-7
When UF Shoots Less Than 75% from the Line	3-4	33-22
When UF Bench Equals or Outscores Opponent's	11-5	50-18
When Opponent Bench Outscores UF's	1-1	10-12
Following a UF win	9-3	40-20
Following a UF loss	3-2	18-9
When 3 or More Players Score in Double Figures	13-4	55-23
When 4 or More Players Score in Double Figures	6-1	33-11
When 5 or More Players Score in Double Figures	3-0	13-1
In White Uniforms	9-2	43-12
In Blue Uniforms	1-1	10-9
In Orange Uniforms	3-1	6-7
In Black Uniforms	0-1	2-1
In November	5-1	15-3
In December	4-3	11-8
In January	4-1	16-6
In February	0-0	10-6
In March	0-0	8-6
In April	0-0	0-0
On Sunday	1-1	4-4
On Monday	1-1	3-1
On Tuesday	1-0	12-7
On Wednesday	3-1	8-4
On Thursday	2-0	8-0
On Friday	2-0	7-3
On Saturday	3-2	19-10

2017-18 Florida Men's Basketball
 Florida Combined Team Statistics (as of Jan 17, 2018)
 All games

RECORD:	OVERALL	HOME	AWAY	NEUTRAL
ALL GAMES	13-5	8-2	2-1	3-2
CONFERENCE	5-1	3-0	2-1	0-0
NON-CONFERENCE	8-4	5-2	0-0	3-2

##	Player	gp-gs	Total		3-Point		F-Throw		Rebounds				Other				pts	avg				
			min	avg	fg-fga	fg%	3fg-fga	3fg%	ft-fa	ft%	off	def	tot	avg	pf	dq			a	to	blk	stl
03	Hudson, Jalen	18-9	455	25.3	97-199	.487	46-107	.430	57-80	.713	7	65	72	4.0	34	1	19	17	10	13	297	16.5
04	Koulechov, Egor	18-18	558	31.0	92-230	.400	39-95	.411	48-51	.941	40	87	127	7.1	41	0	32	23	3	15	271	15.1
11	Chiozza, Chris	18-16	566	31.4	74-167	.443	24-59	.407	49-55	.891	9	66	75	4.2	41	0	107	34	0	38	221	12.3
05	Allen, KeVaughn	18-17	553	30.7	61-164	.372	31-93	.333	50-55	.909	11	33	44	2.4	27	0	41	17	11	19	203	11.3
25	Stone, Keith	18-16	421	23.4	46-113	.407	20-41	.488	34-48	.708	28	44	72	4.0	49	1	13	32	12	11	146	8.1
24	Ballard, Deaundrae	16-1	228	14.3	39-89	.438	5-24	.208	14-18	.778	13	25	38	2.4	21	0	7	11	1	6	97	6.1
13	Hayes, Kevarrius	17-12	418	24.6	33-57	.579	0-0	.000	23-39	.590	37	51	88	5.2	39	1	10	20	39	19	89	5.2
01	Johnson, Chase	4-0	33	8.3	6-12	.500	0-0	.000	5-6	.833	5	3	8	2.0	2	0	1	1	2	2	17	4.3
00	Okauru, Mike	18-0	192	10.7	25-51	.490	12-26	.462	11-17	.647	3	19	22	1.2	13	0	15	5	1	6	73	4.1
12	Gak, Gorjok	16-1	160	10.0	20-31	.645	0-0	.000	7-15	.467	19	23	42	2.6	24	0	2	9	8	1	47	2.9
22	Fava, Andrew	4-0	10	2.5	2-3	.667	0-1	.000	0-0	.000	0	1	1	0.3	1	0	1	2	0	0	4	1.0
14	Krause, Mak	4-0	12	3.0	1-2	.500	0-0	.000	2-5	.400	0	0	0	0.0	2	0	0	0	0	0	4	1.0
21	Bassett, Dontay	10-0	43	4.3	3-8	.375	0-0	.000	1-2	.500	5	3	8	0.8	18	2	3	3	0	3	7	0.7
Team											31	29	60				7					
Total.....		18	3649		499-1126	.443	177-446	.397	301-391	.770	208	449	657	36.5	312	5	251	181	87	133	1476	82.0
Opponents.....		18	3651		460-1052	.437	136-361	.377	250-327	.765	185	466	651	36.2	336	-	215	263	54	87	1306	72.6

TEAM STATISTICS	UF	OPP	Date	Opponent	Score	Att.
SCORING	1476	1306	11/13/17	GARDNER-WEBB	w 116-74	8604
Points per game	82.0	72.6	11/16/17	NORTH FLORIDA	w 108-68	9151
Scoring margin	+9.4	-	11/19/17	NEW HAMPSHIRE	w 70-63	9501
FIELD GOALS-ATT	499-1126	460-1052	1 11/23/17	vs Stanford	w 108-87	7878
Field goal pct	.443	.437	1 11/24/17	vs Gonzaga	wo2 111-105	14274
3 POINT FG-ATT	177-446	136-361	1 11/26/17	vs Duke	L 84-87	15365
3-point FG pct	.397	.377	12/4/17	FLORIDA STATE	L 66-83	10425
3-pt FG made per game	9.8	7.6	12/6/17	LOYOLA CHICAGO	L 59-65	9012
FREE THROWS-ATT	301-391	250-327	2 12/9/17	vs Cincinnati	w 66-60	9112
Free throw pct	.770	.765	3 12/16/17	vs Clemson	L 69-71	9152
F-Throws made per game	16.7	13.9	12/20/17	JAMES MADISON	w 72-63	8203
REBOUNDS	657	651	12/22/17	INCARNATE WORD	w 75-60	8021
Rebounds per game	36.5	36.2	* 12/30/17	VANDERBILT	w 81-74	10274
Rebounding margin	+0.3	-	* 1/2/18	at Texas A&M	w 83-66	12524
ASSISTS	251	215	* 1/6/18	at Mizzou	w 77-75	15061
Assists per game	13.9	11.9	* 1/10/18	MISSISSIPPI STATE	w 71-54	9917
TURNOVERS	181	263	* 1/13/18	at Ole Miss	L 72-78	6457
Turnovers per game	10.1	14.6	* 1/17/18	ARKANSAS	w 88-73	9929
Turnover margin	+4.6	-				
Assist/turnover ratio	1.4	0.8				
STEALS	133	87				
Steals per game	7.4	4.8				
BLOCKS	87	54				
Blocks per game	4.8	3.0				
ATTENDANCE	93037	89823				
Home games-Avg/Game	10-9304	3-11347				
Neutral site-Avg/Game	-	5-11156				

* = Conference game
 1 = PK80; Portlnd, Ore.
 2 = Never Forget Tribute Classic; Newark, N.J.
 3 = Orange Bowl Classic; Sunrise, Fla.

Score by Periods	1st	2nd	OT	OT2	Totals
Florida	714	729	17	16	1476
Opponents	589	690	17	10	1306

2017-18 Florida Men's Basketball
 Florida Combined Team Statistics (as of Jan 17, 2018)
 Conference games

RECORD:	OVERALL	HOME	AWAY	NEUTRAL
ALL GAMES	5-1	3-0	2-1	0-0
CONFERENCE	5-1	3-0	2-1	0-0
NON-CONFERENCE	0-0	0-0	0-0	0-0

##	Player	gp-gs	min	avg	Total		3-Point		F-Throw		Rebounds				pf	dq	a	to	blk	stl	pts	avg
					fg-fga	fg%	3fg-fga	3fg%	ft-fa	ft%	off	def	tot	avg								
04	Koulechov, Egor	6-6	200	33.3	33-75	.440	18-33	.545	18-20	.900	9	38	47	7.8	11	0	10	8	0	7	102	17.0
03	Hudson, Jalen	6-1	131	21.8	24-49	.490	13-28	.464	18-24	.750	0	23	23	3.8	8	1	4	5	4	1	79	13.2
25	Stone, Keith	6-6	174	29.0	24-57	.421	9-20	.450	20-29	.690	15	21	36	6.0	18	1	5	13	6	2	77	12.8
11	Chiozza, Chris	6-5	192	32.0	25-65	.385	8-24	.333	8-9	.889	0	17	17	2.8	11	0	38	9	0	14	66	11.0
05	Allen, KeVaughn	6-6	178	29.7	19-42	.452	11-24	.458	12-12	1.000	3	9	12	2.0	12	0	14	6	6	3	61	10.2
13	Hayes, Kevarrius	6-6	154	25.7	16-22	.727	0-0	.000	10-14	.714	15	16	31	5.2	14	0	6	6	17	7	42	7.0
24	Ballard, Deaundrae	4-0	58	14.5	6-13	.462	3-7	.429	2-2	1.000	4	5	9	2.3	3	0	3	2	0	1	17	4.3
00	Okauru, Mike	6-0	66	11.0	8-21	.381	3-10	.300	2-4	.500	1	8	9	1.5	2	0	4	1	0	1	21	3.5
12	Gak, Gorjok	4-0	30	7.5	2-5	.400	0-0	.000	1-2	.500	4	4	8	2.0	4	0	1	1	2	0	5	1.3
21	Bassett, Dontay	4-0	16	4.0	1-5	.200	0-0	.000	0-0	.000	2	0	2	0.5	7	0	1	0	0	1	2	0.5
Team											5	9	14									
Total.....		6	1199		158-354	.446	65-146	.445	91-116	.784	58	150	208	34.7	90	2	86	52	35	37	472	78.7
Opponents.....		6	1201		152-352	.432	51-122	.418	65-88	.739	65	153	218	36.3	104	-	76	71	21	18	420	70.0

TEAM STATISTICS	UF	OPP	Date	Opponent	Score	Att.
SCORING	472	420	* 12/30/17	VANDERBILT	w 81-74	10274
Points per game	78.7	70.0	* 1/2/18	at Texas A&M	w 83-66	12524
Scoring margin	+8.7	-	* 1/6/18	at Mizzou	w 77-75	15061
FIELD GOALS-ATT	158-354	152-352	* 1/10/18	MISSISSIPPI STATE	w 71-54	9917
Field goal pct	.446	.432	* 1/13/18	at Ole Miss	L 72-78	6457
3 POINT FG-ATT	65-146	51-122	* 1/17/18	ARKANSAS	w 88-73	9929
3-point FG pct	.445	.418				
3-pt FG made per game	10.8	8.5				
FREE THROWS-ATT	91-116	65-88				
Free throw pct	.784	.739				
F-Throws made per game	15.2	10.8				
REBOUNDS	208	218				
Rebounds per game	34.7	36.3				
Rebounding margin	-1.7	-				
ASSISTS	86	76				
Assists per game	14.3	12.7				
TURNOVERS	52	71				
Turnovers per game	8.7	11.8				
Turnover margin	+3.2	-				
Assist/turnover ratio	1.7	1.1				
STEALS	37	18				
Steals per game	6.2	3.0				
BLOCKS	35	21				
Blocks per game	5.8	3.5				
ATTENDANCE	30120	34042				
Home games-Avg/Game	3-10040	3-11347				
Neutral site-Avg/Game	-	0-0				

* = Conference game
 1 = PK80; Portlnd, Ore.
 2 = Never Forget Tribute Classic; Newark, N.J.
 3 = Orange Bowl Classic; Sunrise, Fla.

Score by Periods	1st	2nd	Totals
Florida	234	238	472
Opponents	177	243	420

2017-18 Florida Men's Basketball
 Florida Category Leaders (as of Jan 17, 2018)
 All games

Points	G	Pts	Pts/G	Scoring Average	G	Pts	Avg/G
Hudson, Jalen	18	297	16.5	Hudson, Jalen	18	297	16.5
Koulechov, Egor	18	271	15.1	Koulechov, Egor	18	271	15.1
Chiozza, Chris	18	221	12.3	Chiozza, Chris	18	221	12.3
Allen, KeVaughn	18	203	11.3	Allen, KeVaughn	18	203	11.3
Stone, Keith	18	146	8.1	Stone, Keith	18	146	8.1
Ballard, Deaundrae	16	97	6.1	Ballard, Deaundrae	16	97	6.1
Hayes, Kevarrius	17	89	5.2	Hayes, Kevarrius	17	89	5.2
Okauru, Mike	18	73	4.1	Johnson, Chase	4	17	4.3
Gak, Gorjok	16	47	2.9	Okauru, Mike	18	73	4.1
Johnson, Chase	4	17	4.3	Gak, Gorjok	16	47	2.9
Bassett, Dontay	10	7	0.7	Fava, Andrew	4	4	1.0
Krause, Mak	4	4	1.0	Krause, Mak	4	4	1.0
Fava, Andrew	4	4	1.0				

FG Percentage	FG	Att	Pct	Field Goal Attempts	G	Att	Att/G
Fava, Andrew	2	3	.667	Koulechov, Egor	18	230	12.8
Gak, Gorjok	20	31	.645	Hudson, Jalen	18	199	11.1
Hayes, Kevarrius	33	57	.579	Chiozza, Chris	18	167	9.3
Johnson, Chase	6	12	.500	Allen, KeVaughn	18	164	9.1
Krause, Mak	1	2	.500	Stone, Keith	18	113	6.3
Okauru, Mike	25	51	.490				
Hudson, Jalen	97	199	.487	Field Goals Made	G	Made	Made/G
Chiozza, Chris	74	167	.443	Hudson, Jalen	18	97	5.4
Ballard, Deaundrae	39	89	.438	Koulechov, Egor	18	92	5.1
Stone, Keith	46	113	.407	Chiozza, Chris	18	74	4.1
Koulechov, Egor	92	230	.400	Allen, KeVaughn	18	61	3.4
Bassett, Dontay	3	8	.375	Stone, Keith	18	46	2.6

3-Point Percentage	3FG	Att	Pct	3-Point FG Attempts	G	Att	Att/G
Stone, Keith	20	41	.488	Hudson, Jalen	18	107	5.9
Okauru, Mike	12	26	.462	Koulechov, Egor	18	95	5.3
Hudson, Jalen	46	107	.430	Allen, KeVaughn	18	93	5.2
Koulechov, Egor	39	95	.411	Chiozza, Chris	18	59	3.3
Chiozza, Chris	24	59	.407	Stone, Keith	18	41	2.3
Allen, KeVaughn	31	93	.333				
Ballard, Deaundrae	5	24	.208	3-Point FG Made	G	Made	Made/G
Fava, Andrew	0	1	.000	Hudson, Jalen	18	46	2.6
				Koulechov, Egor	18	39	2.2
				Allen, KeVaughn	18	31	1.7
				Chiozza, Chris	18	24	1.3
				Stone, Keith	18	20	1.1

Free Throw Percent	FG	Att	Pct	Free Throw Attempts	G	Att	Att/G
Koulechov, Egor	48	51	.941	Hudson, Jalen	18	80	4.4
Allen, KeVaughn	50	55	.909	Allen, KeVaughn	18	55	3.1
Chiozza, Chris	49	55	.891	Chiozza, Chris	18	55	3.1
Johnson, Chase	5	6	.833	Koulechov, Egor	18	51	2.8
Ballard, Deaundrae	14	18	.778	Stone, Keith	18	48	2.7
Hudson, Jalen	57	80	.713				
Stone, Keith	34	48	.708	Free Throws Made	G	Made	Made/G
Okauru, Mike	11	17	.647	Hudson, Jalen	18	57	3.2
Hayes, Kevarrius	23	39	.590	Allen, KeVaughn	18	50	2.8
Bassett, Dontay	1	2	.500	Chiozza, Chris	18	49	2.7
Gak, Gorjok	7	15	.467	Koulechov, Egor	18	48	2.7
Krause, Mak	2	5	.400	Stone, Keith	18	34	1.9

2017-18 Florida Men's Basketball
 Florida Category Leaders (as of Jan 17, 2018)
 All games

<u>Rebounds</u>	<u>G</u>	<u>Reb</u>	<u>Reb/G</u>
Koulechov, Egor	18	127	7.1
Hayes, Kevarrius	17	88	5.2
Chiozza, Chris	18	75	4.2
Stone, Keith	18	72	4.0
Hudson, Jalen	18	72	4.0

<u>Rebound Average</u>	<u>G</u>	<u>Reb</u>	<u>Avg/G</u>
Koulechov, Egor	18	127	7.1
Hayes, Kevarrius	17	88	5.2
Chiozza, Chris	18	75	4.2
Hudson, Jalen	18	72	4.0
Stone, Keith	18	72	4.0

<u>Offensive Rebounds</u>	<u>G</u>	<u>No.</u>	<u>Avg/G</u>
Koulechov, Egor	18	40	2.2
Hayes, Kevarrius	17	37	2.2
Stone, Keith	18	28	1.6
Gak, Gorjok	16	19	1.2
Ballard, Deaundrae	16	13	0.8

<u>Defensive Rebounds</u>	<u>G</u>	<u>No.</u>	<u>Avg/G</u>
Koulechov, Egor	18	87	4.8
Chiozza, Chris	18	66	3.7
Hudson, Jalen	18	65	3.6
Hayes, Kevarrius	17	51	3.0
Stone, Keith	18	44	2.4

<u>Fouls</u>	<u>G</u>	<u>No.</u>	<u>Per/G</u>
Stone, Keith	18	49	2.7
Chiozza, Chris	18	41	2.3
Koulechov, Egor	18	41	2.3
Hayes, Kevarrius	17	39	2.3
Hudson, Jalen	18	34	1.9

<u>Foulouts</u>	<u>G</u>	<u>No.</u>
Bassett, Dontay	10	2
Stone, Keith	18	1
Hudson, Jalen	18	1
Hayes, Kevarrius	17	1

<u>Assists</u>	<u>G</u>	<u>No.</u>	<u>Ast/G</u>
Chiozza, Chris	18	107	5.9
Allen, KeVaughn	18	41	2.3
Koulechov, Egor	18	32	1.8
Hudson, Jalen	18	19	1.1
Okauru, Mike	18	15	0.8

<u>Steals</u>	<u>G</u>	<u>No.</u>	<u>Stl/G</u>
Chiozza, Chris	18	38	2.1
Hayes, Kevarrius	17	19	1.1
Allen, KeVaughn	18	19	1.1
Koulechov, Egor	18	15	0.8
Hudson, Jalen	18	13	0.7

<u>Blocked Shots</u>	<u>G</u>	<u>No.</u>	<u>Blk/G</u>
Hayes, Kevarrius	17	39	2.3
Stone, Keith	18	12	0.7
Allen, KeVaughn	18	11	0.6
Hudson, Jalen	18	10	0.6
Gak, Gorjok	16	8	0.5

<u>Minutes</u>	<u>G</u>	<u>No.</u>	<u>Min/G</u>
Chiozza, Chris	18	566	31.4
Koulechov, Egor	18	558	31.0
Allen, KeVaughn	18	553	30.7
Hudson, Jalen	18	455	25.3
Stone, Keith	18	421	23.4

<u>Turnovers</u>	<u>G</u>	<u>No.</u>	<u>TO/G</u>
Chiozza, Chris	18	34	1.9
Stone, Keith	18	32	1.8
Koulechov, Egor	18	23	1.3
Hayes, Kevarrius	17	20	1.2
Hudson, Jalen	18	17	0.9
Allen, KeVaughn	18	17	0.9

2017-18 Florida Men's Basketball
 Florida Team Game-by-Game Comparison (as of Jan 17, 2018)
 All games

Opponent	1st	2nd	Score	Mar	Total FG	FG Pct	3-Pointers	3FG Pct	Free Throws	FT Pct	Rebounds	Assist	T/Over	Block	Steal	Fouls
GARDNER-WEBB	55/32	61/42	116-74	+42	40-69/28-66	.580/.424	15-29/6-20	.517/.300	21-27/12-17	.778/.706	43/30 +13	26/9	8/14	8/0	6/2	16/20
NORTH FLORIDA	45/23	63/45	108-68	+40	42-79/21-55	.532/.382	11-25/7-28	.440/.250	13-20/19-26	.650/.731	49/31 +18	24/10	7/17	4/1	13/1	25/19
NEW HAMPSHIRE	32/32	38/31	70-63	+7	18-56/22-61	.321/.361	3-18/10-25	.167/.400	31-38/9-10	.816/.900	44/38 +6	3/14	6/11	6/0	5/1	15/23
Stanford	58/39	50/48	108-87	+21	38-65/27-50	.585/.540	15-22/7-17	.682/.412	17-21/26-32	.810/.813	27/28 (1)	23/15	11/18	4/2	13/6	25/22
Gonzaga	29/36	49/42	111-105	+6	33-72/38-79	.458/.481	17-36/10-31	.472/.323	28-35/19-25	.800/.760	42/42 -	22/17	13/14	4/6	5/6	21/23
Duke	53/49	31/38	84-87	(3)	30-71/29-66	.423/.439	8-20/10-23	.400/.435	16-20/19-20	.800/.950	36/43 (7)	11/20	9/13	2/4	7/7	17/18
FLORIDA STATE	35/42	31/41	66-83	(17)	21-58/28-72	.362/.389	6-25/7-23	.240/.304	18-25/20-24	.720/.833	34/51 (17)	7/9	17/12	6/3	3/8	20/19
LOYOLA CHICAGO	31/34	28/31	59-65	(6)	24-65/26-50	.369/.520	2-19/6-12	.105/.500	9-14/7-9	.643/.778	36/32 +4	7/14	8/15	3/4	9/6	14/12
Cincinnati	34/28	32/32	66-60	+6	23-54/23-54	.426/.426	6-15/4-15	.400/.267	14-17/10-16	.824/.625	33/35 (2)	9/4	15/21	6/5	7/7	17/21
Clemson	40/33	29/38	69-71	(2)	25-61/23-45	.410/.511	10-24/5-11	.417/.455	9-17/20-30	.529/.667	35/33 +2	8/11	11/15	2/5	7/7	21/17
JAMES MADISON	31/30	41/33	72-63	+9	22-58/21-56	.379/.375	10-31/8-22	.323/.364	18-23/13-16	.783/.813	35/39 (4)	12/11	12/18	5/2	6/10	17/22
INCARNATE WORD	37/34	38/26	75-60	+15	25-64/22-46	.391/.478	9-36/5-12	.250/.417	16-18/11-14	.889/.786	35/31 +4	13/5	12/24	2/1	15/8	14/16
VANDERBILT	40/20	41/54	81-74	+7	23-54/26-62	.426/.419	8-19/12-31	.421/.387	27-30/10-14	.900/.714	36/36 -	7/14	5/9	10/3	4/1	15/24
Texas A&M	46/30	37/36	83-66	+17	33-64/27-63	.516/.429	17-28/8-19	.607/.421	0-1/4-5	.000/.800	29/39 (10)	25/17	7/16	8/8	8/1	12/9
Mizzou	36/35	41/40	77-75	+2	26-59/23-48	.441/.479	8-22/11-19	.364/.579	17-25/18-21	.680/.857	30/32 (2)	13/9	6/11	3/3	6/4	16/20
MISSISSIPPI STATE	33/28	38/26	71-54	+17	25-58/22-55	.431/.400	9-23/5-16	.391/.313	12-16/5-7	.750/.714	38/31 +7	13/9	15/16	4/2	7/5	11/17
Ole Miss	31/31	41/47	72-78	(6)	23-61/25-58	.377/.431	10-29/6-18	.345/.333	16-22/22-26	.727/.846	35/44 (9)	14/17	10/11	4/3	8/4	20/15
ARKANSAS	48/33	40/40	88-73	+15	28-58/29-66	.483/.439	13-25/9-19	.520/.474	19-22/6-15	.864/.400	40/36 +4	14/10	9/8	6/2	4/3	16/19

Note: Game totals are displayed in the format TEAM/OPPONENT for each category

2017-18 Florida Men's Basketball
 Florida Team Game-by-Game (as of Jan 17, 2018)
 All games

TEAM STATISTICS

Opponent	Date	Score		Total		3-Pointers		Free throws		Rebounds				pf	a	t/o	blk	stl	pts	avg
				fg-fga	pct	3fg-fga	pct	ft-fta	pct	off	def	tot	avg							
GARDNER-WEBB	11/13/17	116-74	W	40-69	.580	15-29	.517	21-27	.778	12	31	43	43.0	16	26	8	8	6	116	116.0
NORTH FLORIDA	11/16/17	108-68	W	42-79	.532	11-25	.440	13-20	.650	19	30	49	46.0	25	24	7	4	13	108	112.0
NEW HAMPSHIRE	11/19/17	70-63	W	18-56	.321	3-18	.167	31-38	.816	12	32	44	45.3	15	3	6	6	5	70	98.0
vs Stanford	11/23/17	108-87	W	38-65	.585	15-22	.682	17-21	.810	6	21	27	40.8	25	23	11	4	13	108	100.5
vs Gonzaga	11/24/17	111-105	Wot	33-72	.458	17-36	.472	28-35	.800	13	29	42	41.0	21	22	13	4	5	111	102.6
vs Duke	11/26/17	84-87	L	30-71	.423	8-20	.400	16-20	.800	12	24	36	40.2	17	11	9	2	7	84	99.5
FLORIDA STATE	12/4/17	66-83	L	21-58	.362	6-25	.240	18-25	.720	11	23	34	39.3	20	7	17	6	3	66	94.7
LOYOLA CHICAGO	12/6/17	59-65	L	24-65	.369	2-19	.105	9-14	.643	18	18	36	38.9	14	7	8	3	9	59	90.2
vs Cincinnati	12/9/17	66-60	W	23-54	.426	6-15	.400	14-17	.824	11	22	33	38.2	17	9	15	6	7	66	87.6
vs Clemson	12/16/17	69-71	L	25-61	.410	10-24	.417	9-17	.529	15	20	35	37.9	21	8	11	2	7	69	85.7
JAMES MADISON	12/20/17	72-63	W	22-58	.379	10-31	.323	18-23	.783	9	26	35	37.6	17	12	12	5	6	72	84.5
INCARNATE WORD	12/22/17	75-60	W	25-64	.391	9-36	.250	16-18	.889	12	23	35	37.4	14	13	12	2	15	75	83.7
VANDERBILT	12/30/17	81-74	W	23-54	.426	8-19	.421	27-30	.900	8	28	36	37.3	15	7	5	10	4	81	83.5
at Texas A&M	1/2/18	83-66	W	33-64	.516	17-28	.607	0-1	.000	6	23	29	36.7	12	25	7	8	8	83	83.4
at Mizzou	1/6/18	77-75	W	26-59	.441	8-22	.364	17-25	.680	11	19	30	36.3	16	13	6	3	6	77	83.0
MISSISSIPPI STATE	1/10/18	71-54	W	25-58	.431	9-23	.391	12-16	.750	14	24	38	36.4	11	13	15	4	7	71	82.2
at Ole Miss	1/13/18	72-78	L	23-61	.377	10-29	.345	16-22	.727	9	26	35	36.3	20	14	10	4	8	72	81.6
ARKANSAS	1/17/18	88-73	W	28-58	.483	13-25	.520	19-22	.864	10	30	40	36.5	16	14	9	6	4	88	82.0
Florida		1476		499-1126	.443	177-446	.397	301-391	.770	208	449	657	36.5	312	251	181	87	133	1476	82.0
Opponents		1306		460-1052	.437	136-361	.377	250-327	.765	185	466	651	36.2	336	215	263	54	87	1306	72.6

Games played: 18
 Points/game: 82.0
 FG Pct: 44.3
 3FG Pct: 39.7
 FT Pct: 77.0

Rebounds/game: 36.5
 Assists/game: 13.9
 Turnovers/game: 10.1
 Assist/turnover ratio: 1.4
 Steals/game: 7.4
 Blocks/game: 4.8

2017-18 Florida Men's Basketball
 Florida Opponent Game-by-Game (as of Jan 17, 2018)
 All games

OPPONENT STATISTICS

Opponent	Date	Score		Total		3-Pointers		Free throws		Rebounds				pf	a	t/o	blk	stl	pts	avg
				fg-fga	pct	3fg-fga	pct	ft-fta	pct	off	def	tot	avg							
GARDNER-WEBB	11/13/17	116-74	W	28-66	.424	6-20	.300	12-17	.706	10	20	30	30.0	20	9	14	0	2	74	74.0
NORTH FLORIDA	11/16/17	108-68	W	21-55	.382	7-28	.250	19-26	.731	9	22	31	30.5	19	10	17	1	1	68	71.0
NEW HAMPSHIRE	11/19/17	70-63	W	22-61	.361	10-25	.400	9-10	.900	7	31	38	33.0	23	14	11	0	1	63	68.3
vs Stanford	11/23/17	108-87	W	27-50	.540	7-17	.412	26-32	.813	5	23	28	31.8	22	15	18	2	6	87	73.0
vs Gonzaga	11/24/17	111-105	Wot	38-79	.481	10-31	.323	19-25	.760	14	28	42	33.8	23	17	14	6	6	105	79.4
vs Duke	11/26/17	84-87	L	29-66	.439	10-23	.435	19-20	.950	12	31	43	35.3	18	20	13	4	7	87	80.7
FLORIDA STATE	12/4/17	66-83	L	28-72	.389	7-23	.304	20-24	.833	23	28	51	37.6	19	9	12	3	8	83	81.0
LOYOLA CHICAGO	12/6/17	59-65	L	26-50	.520	6-12	.500	7-9	.778	7	25	32	36.9	12	14	15	4	6	65	79.0
vs Cincinnati	12/9/17	66-60	W	23-54	.426	4-15	.267	10-16	.625	13	22	35	36.7	21	4	21	5	7	60	76.9
vs Clemson	12/16/17	69-71	L	23-45	.511	5-11	.455	20-30	.667	7	26	33	36.3	17	11	15	5	7	71	76.3
JAMES MADISON	12/20/17	72-63	W	21-56	.375	8-22	.364	13-16	.813	10	29	39	36.5	22	11	18	2	10	63	75.1
INCARNATE WORD	12/22/17	75-60	W	22-46	.478	5-12	.417	11-14	.786	3	28	31	36.1	16	5	24	1	8	60	73.8
VANDERBILT	12/30/17	81-74	W	26-62	.419	12-31	.387	10-14	.714	12	24	36	36.1	24	14	9	3	1	74	73.8
at Texas A&M	1/2/18	83-66	W	27-63	.429	8-19	.421	4-5	.800	13	26	39	36.3	9	17	16	8	1	66	73.3
at Mizzou	1/6/18	77-75	W	23-48	.479	11-19	.579	18-21	.857	7	25	32	36.0	20	9	11	3	4	75	73.4
MISSISSIPPI STATE	1/10/18	71-54	W	22-55	.400	5-16	.313	5-7	.714	9	22	31	35.7	17	9	16	2	5	54	72.2
at Ole Miss	1/13/18	72-78	L	25-58	.431	6-18	.333	22-26	.846	10	34	44	36.2	15	17	11	3	4	78	72.5
ARKANSAS	1/17/18	88-73	W	29-66	.439	9-19	.474	6-15	.400	14	22	36	36.2	19	10	8	2	3	73	72.6
Opponents		1306		460-1052	.437	136-361	.377	250-327	.765	185	466	651	36.2	336	215	263	54	87	1306	72.6
Florida		1476		499-1126	.443	177-446	.397	301-391	.770	208	449	657	36.5	312	251	181	87	133	1476	82.0

Games played: 18
 Points/game: 72.6
 FG Pct: 43.7
 3FG Pct: 37.7
 FT Pct: 76.5

Rebounds/game: 36.2
 Assists/game: 11.9
 Turnovers/game: 14.6
 Assist/turnover ratio: 0.8
 Steals/game: 4.8
 Blocks/game: 3.0

2017-18 Florida Men's Basketball
 Florida Points-Rebounds-Assists (as of Jan 17, 2018)
 All games

Opponent	Date	Score		00	01	03	04	05	11	12
				OKAURU,MIK	JOHNSON,CH	HUDSON,JAL	KOULECHOV,	ALLEN,KEVA	CHIOZZA,CH	GAK,GORJOK
GARDNER-WEBB	11/13/17	116-74	w	13-2-4	9-2-0	16-2-3	34-5-5	9-5-3	5-6-6	4-7-0
NORTH FLORIDA	11/16/17	108-68	w	2-2-3	4-4-1	12-3-0	13-10-5	18-5-2	9-5-7	12-1-1
NEW HAMPSHIRE	11/19/17	70-63	w	1-0-0	0-0-0	26-7-1	14-10-1	5-3-1	12-6-0	2-4-0
vs Stanford	11/23/17	108-87	w	15-2-2	4-2-0	17-2-1	26-2-2	9-4-4	14-3-11	0-2-0
vs Gonzaga	11/24/17	111-105	w	3-0-0	DNP	35-5-0	4-9-4	23-3-5	26-8-10	4-1-0
vs Duke	11/26/17	84-87	L	0-1-0	DNP	24-10-3	15-6-1	17-2-0	13-6-7	5-0-0
FLORIDA STATE	12/4/17	66-83	L	3-1-1	DNP	16-2-0	11-4-1	15-2-1	3-5-4	2-4-0
LOYOLA CHICAGO	12/6/17	59-65	L	0-0-0	DNP	9-4-1	7-9-0	8-0-2	9-5-4	6-2-0
vs Cincinnati	12/9/17	66-60	w	0-1-0	DNP	17-3-0	21-7-2	2-1-1	15-4-6	0-1-0
vs Clemson	12/16/17	69-71	L	0-0-0	DNP	23-4-0	8-9-1	12-3-3	14-1-3	3-5-0
JAMES MADISON	12/20/17	72-63	w	7-1-1	DNP	10-3-0	4-5-0	17-3-2	19-6-7	2-4-0
INCARNATE WORD	12/22/17	75-60	w	8-3-0	DNP	13-4-6	12-4-0	7-1-3	16-3-4	2-3-0
VANDERBILT	12/30/17	81-74	w	0-2-0	DNP	8-2-0	22-8-0	16-3-1	17-4-3	DNP
at Texas A&M	1/2/18	83-66	w	0-0-0	DNP	11-2-0	19-4-2	7-2-5	12-4-9	0-2-1
at Mizzou	1/6/18	77-75	w	5-3-2	DNP	16-3-1	15-8-1	2-0-2	13-0-6	1-3-0
MISSISSIPPI STATE	1/10/18	71-54	w	3-2-1	DNP	12-4-1	23-8-2	3-0-2	10-1-7	2-1-0
at Ole Miss	1/13/18	72-78	L	9-1-1	DNP	11-3-1	11-11-3	5-3-3	7-6-4	2-2-0
ARKANSAS	1/17/18	88-73	w	4-1-0	DNP	21-9-1	12-8-2	28-4-1	7-2-9	DNP

Opponent	Date	Score		13	14	21	22	24	25
				HAYES,KEVA	KRAUSE,MAK	BASSETT,DO	FAVA,ANDRE	BALLARD,DE	STONE,KEIT
GARDNER-WEBB	11/13/17	116-74	w	7-4-0	0-0-0	2-1-0	0-0-1	14-4-1	3-2-3
NORTH FLORIDA	11/16/17	108-68	w	6-7-1	1-0-0	1-3-1	4-0-0	12-3-2	14-3-1
NEW HAMPSHIRE	11/19/17	70-63	w	6-6-0	DNP	DNP	DNP	2-3-0	2-1-0
vs Stanford	11/23/17	108-87	w	DNP	3-0-0	2-2-1	0-0-0	13-0-1	5-3-1
vs Gonzaga	11/24/17	111-105	w	4-4-1	DNP	DNP	DNP	3-1-0	9-4-2
vs Duke	11/26/17	84-87	L	2-3-0	DNP	DNP	DNP	6-2-0	2-1-0
FLORIDA STATE	12/4/17	66-83	L	3-2-0	DNP	0-0-0	DNP	8-9-0	5-3-0
LOYOLA CHICAGO	12/6/17	59-65	L	5-5-0	DNP	DNP	DNP	7-2-0	8-5-0
vs Cincinnati	12/9/17	66-60	w	2-6-0	DNP	DNP	DNP	4-2-0	5-3-0
vs Clemson	12/16/17	69-71	L	2-5-0	DNP	DNP	DNP	4-2-0	3-3-1
JAMES MADISON	12/20/17	72-63	w	2-7-2	DNP	0-0-0	DNP	4-0-0	7-4-0
INCARNATE WORD	12/22/17	75-60	w	8-8-0	0-0-0	0-0-0	0-1-0	3-1-0	6-4-0
VANDERBILT	12/30/17	81-74	w	7-5-2	DNP	0-1-0	DNP	5-3-0	6-6-1
at Texas A&M	1/2/18	83-66	w	8-7-4	DNP	DNP	DNP	8-1-3	18-5-1
at Mizzou	1/6/18	77-75	w	10-5-0	DNP	DNP	DNP	2-1-0	13-6-1
MISSISSIPPI STATE	1/10/18	71-54	w	6-7-0	DNP	2-1-0	DNP	DNP	10-8-0
at Ole Miss	1/13/18	72-78	L	4-1-0	DNP	0-0-0	DNP	DNP	23-8-2
ARKANSAS	1/17/18	88-73	w	7-6-0	DNP	0-0-1	DNP	2-4-0	7-3-0