

2017-18 SCHEDULE

November 2017

10	SACRAMENTO STATE (N1)	SECN+	W, 101-70
12	GARDNER-WEBB (N1)	SECN+	W, 72-34
16	at Montana		W, 71-54
19	at Washington State	Pac-12.com	W, 73-68
22	MOREHEAD STATE (N1)	SECN+	W, 86-53
26	MARSHALL	SECN+	W, 69-39
30	at #9/9 Baylor^	FoxCollegeSports	L, 63-90

December 2017

03	TENNESSEE TECH	SECN+	W, 82-54
05	EVANSVILLE	SECN+	W, 100-62
08	at Florida Gulf Coast	ESPN3	L, 70-64
10	at Miami (Fla.)	ACCN Extra	L, 54-65
17	#3/4 LOUISVILLE	SEC NETWORK	L, 87-63
21	#24/RV CAL	SEC NETWORK	L, 62-52
28	at Middle Tennessee		L, 62-57
31	#7/7 TENNESSEE*!	SEC NETWORK	L, 63-49

January 2018

04	at #19/19 Texas A&M*	SEC Network	L, 74-70
07	GEORGIA*	SECN+	L, 56-42
11	at Florida*	SECN+	W, 56-53
15	at Vanderbilt*	SEC Network	L, 70-55
21	#10/10 S. CAROLINA*!	ESPNU	L, 81-64
25	ALABAMA*	SECN+	7 P.M.
29	at Arkansas*	SEC Network	7 p.m.

February 2018

01	AUBURN*	SECN+	7 P.M.
04	LSU*!	SEC NETWORK	NOON
08	at Missouri*	SEC Network	9 p.m.
11	at Mississippi State*	ESPNU	2 p.m.
15	ARKANSAS*	SECN+	7 P.M.
18	at South Carolina*	SEC Network	3 p.m.
22	at Ole Miss*	SEC Network	8:30 p.m.
25	MISSISSIPPI STATE*ESPNU/ESPNU2		12/4 P.M.

March 2018

28-4	SEC Tournament (N2)	TBA
16-19	NCAA First & Second Rounds (N3)	TBA
23-26	NCAA Regionals (N4)	TBA

April 2018

30-1	NCAA Final Four (N5)	TBA
------	----------------------	-----

All Times Eastern (ET); * denotes SEC game; ^ denotes Big 12/SEC Challenge; ! denotes game played at Rupp Arena; N1 – Matthew Mitchell Classic (multi-team event) – Morehead, Ky. (Johnson Arena); Lexington, Ky. (Memorial Coliseum); N2 – SEC Tournament – Nashville, Tenn. (Bridgestone Arena); N3 – NCAA First & Second Rounds – TBD; N4 – NCAA Regionals – Albany, N.Y. (Times Union Center), Kansas City, Mo. (Sprint Center), Lexington, Ky. (Rupp Arena), Spokane, Wash. (Veterans Memorial Arena); N5 – NCAA Final Four – Columbus, Ohio (Nationwide Arena)

#BelieveInBlue

TELEVISION - SEC Network+

Play-by-Play: Dick Gabriel
Color Analyst: Christi Thomas

RADIO - UK Sports Network

Play-by-Play: Darren Headrick

ONLINE - ESPN3.com

LIVE GAME STATS ON YOUR LAPTOP!

kentucky.statbroadcast.com (home games only)
Passcode: ukwbb

TICKETS

Tickets are available on ukathletics.com/tickets

SOCIAL MEDIA
@KentuckyWBB



Kentucky Wildcats vs. Alabama Crimson Tide

Thursday, Jan. 25, 2018 · 7 p.m. ET · SEC Network+
Lexington, Ky. - Memorial Coliseum (8,000)

UK Media Relations · (859) 257-3838 · www.ukathletics.com
Kentucky WBB Contacts: **Evan Crane** (wesley.crane@uky.edu) and **Karlie Kinneer** (karlie.kinneer@uky.edu)


GAME CENTER

KENTUCKY

Record: 9-11 (1-5 SEC)
H: 6-5 | A: 3-6 | N: 0-0
Ranking: not ranked
RPI: 110

Last Game: L, 81-64 vs. South Carolina on Jan. 21

Coach: Matthew Mitchell (Mississippi St, 1995)
Overall: 280-140 (.666) (13th season)
at UK: 250-111 (.692) (11th season)



ALABAMA

Record: 14-6 (4-3 SEC)
H: 10-2 | A: 4-2 | N: 0-2
Ranking: not ranked
RPI: 74

Last Game: W, 77-75 vs. Vanderbilt on Jan. 21

Coach: Kristy Curry (NE Louisiana, 1988)
Overall: 387-220 (.637) (19th season)
at BAMA: 78-71 (.523) (Fifth season)



QUICK NOTES

- Kentucky is in its 44th season of varsity women's basketball with a 792-526 (.600) all-time record.
- The Wildcats have had great success in Memorial Coliseum, sitting at 436-155 (.737) overall in the historic building, including a 146-26 (.848) mark under head coach Matthew Mitchell.
- UK enters Thursday's game after sustaining back-to-back losses to Vanderbilt and No. 10 South Carolina. The losses came after UK put together a strong performance at Florida on Jan. 11 to earn its first conference win of the season. It was the guards that got the win for UK vs. the Gators as Taylor Murray scored 19 points with six rebounds on 8-of-12 shooting while Amanda Paschal came off the bench to play 21 minutes and score 12 points including two clutch 3s in the fourth quarter.
- Although in a losing effort, UK showed strides offensively against the highly ranked Gamecocks, scoring 44 points in the second half, including 28 in the third quarter. Four Wildcats scored in double figures in the game with both KeKe McKinney and Dorie Harrison having success in the low block against arguably one of the best front courts in the nation.
- The win at Florida snapped an eight-game losing streak for the Cats. The streak came against stiff competition falling on the road at Florida Gulf Coast, Miami (Fla.), Middle Tennessee (who have all been receiving votes this season) and No. 19 Texas A&M, and home setbacks vs. Georgia (currently receiving votes in the AP Top 25), No. 3 Louisville, No. 7 Tennessee and No. 24 Cal.
- Ten of Kentucky's 11 losses this season have come to teams that have been ranked or receiving votes in the national rankings. Six of the 10 losses have come to teams that were ranked inside the top-25 at the time UK played in (Baylor, UofL, Cal, Tennessee, Texas A&M, South Carolina).

PROBABLE STARTERS



#3 KeKe McKinney F 6-1 Fr. Knoxville, Tenn.

- Career game vs. South Carolina with 12 points adding seven rebounds in 32 minutes.
- Has started seven games this season including at MTSU where she had eight points.
- Has posted nine or more points and six or more rebounds in each of her last two games.



#4 MACI MORRIS G 6-0 Jr. Pineville, Ky.

- Has started every game she's played in, averaging 11.4 points per game in her career.
- Posted five games of 20+ this season, including 22 at top-20 ranked Baylor and Texas A&M.
- Team leader in career 3s hit with 143, ranking seventh most in program history.



#22 MAKENZIE CANN G 6-1 Sr. Lawrenceburg, Ky.

- Shined in season opener with 17 points and six rebounds, hitting four 3s.
- Had back-to-back double-doubles with 15 points and 10 rebounds vs. Wash. State and MSU.
- Has hit a 3 in every game but three this year, including three or more in three games.



#24 TAYLOR MURRAY G 5-6 Jr. Odenton, Md.

- Led all scorers with 22 points, five rebounds and three assists in opener vs. Sac. State.
- Third career double-double against Montana with 18 points, 12 rebounds and 3 assists.
- In her last three games, she has scored a combined 59 points with 11 steals in 107 minutes.



#45 ALYSSA RICE C 6-3 Sr. Reynoldsburg, Ohio

- Recorded a double-double at Miami (Fla.) with 11 points and a career-high 12 boards.
- First career double-double vs. Marshall with career-high 19 points and 10 rebounds.
- Has five or more rebounds in every game but three this season, including 7+ in 12 games.

EIGHT STRAIGHT NCAA TOURNAMENTS

FIVE SWEET 16 & THREE ELITE EIGHT APPEARANCES IN LAST EIGHT SEASONS

TELEVISION CHART



LASHAE HALSEL
FORWARD

0

6-0 – Jr.
Bowling Green, Ky.
(Warren Central HS)



PAIGE POFFENBERGER
GUARD

2

5-8 – Soph.
Morgantown, W.Va.
(Morgantown HS)



KEKE MCKINNEY
FORWARD

3


6-1 – Fr.
Knoxville, Tenn.
(Fulton HS)



MACI MORRIS
GUARD

4

6-0 – Jr.
Pineville, Ky.
(Bell County HS)



AMANDA PASCHAL
GUARD

12

5-7 – Jr. – TR
Brooklyn, N.Y.
(ChIPLEY HS/Gulf Coast St. JC)



TATYANA WYATT
FORWARD

14

6-2 – Fr.
Columbus, Ga.
(Columbus HS)



JESSICA HARDIN
GUARD

15

5-8 – R-Sr.
Monticello, Ky.
(Wayne County HS/
Bellarmine)



DORIE HARRISON
CENTER

20

6-3 – Fr.
Nashville, Tenn.
(Hillsboro HS)



OGECHI ANYAGALIGBO
FORWARD

21

6-1 – Jr.
Miami, Fla.
(Miami County Day HS/
Stony Brook)



MAKENZIE CANN
GUARD

22

6-1 – Sr.
Lawrenceburg, Ky.
(Anderson County HS/
Cincinnati)



KAMERON ROACH
GUARD

23

5-6 – Fr.
Hopkins, S.C.
(Lower Richland HS)



TAYLOR MURRAY
GUARD

24

5-6 – Jr.
Odenton, Md.
(Annapolis Area Christian HS)

COACHING STAFF



JAIDA ROPER
GUARD

32

5-6 – Soph.
Memphis, Tenn.
(Houston HS)



ALYSSA RICE
FORWARD

45

6-3 – Sr.
Reynoldsburg, Ohio
(Reynoldsburg HS)



MATTHEW MITCHELL
HEAD COACH

11th

Season
Louisville, Miss.
(Mississippi State, '95)



KYRA ELZY
ASSOCIATE HEAD COACH

2nd

(6th overall at UK)
LaGrange, Ky.
(Tennessee, '99, '01)



NIYA BUTTS
ASSISTANT COACH

2nd

(7th overall at UK)
Americus, Ga.
(Tennessee, '00/TTU, '02)



LIN DUNN
ASSISTANT COACH

2nd

Season
Dresden, Tenn.
(UT Martin, '69)

PRONUNCIATION GUIDE

Ogechi Anyagaligbo (oh-GECH-ee on-ya-gull-LEE-bo)

Jaida Roper (JAY-duh)

Amanda Paschal (PAS-kel)

2 LaShae Halse (luh-SHAY HALL-sull)

Tatyana Wyatt (TOT-e-on-uh)

2017-18 KENTUCKY WBB ROSTER

NUMERICAL

No.	Name	Pos.	Cl.	Ht.	Hometown/High School/Previous College
0	LaShae Halsel	F	Jr.	6-0	Bowling Green, Ky./Warren Central HS
2	Paige Poffenberger	G	So.	5-8	Morgantown, W.Va./Morgantown HS
3	KeKe McKinney	F	Fr.	6-1	Knoxville, Tenn./Fulton HS
4	Maci Morris	G	Jr.	6-0	Pineville, Ky./Bell County HS
12	Amanda Paschal	G	Jr.	5-7	Brooklyn, N.Y./Chipleigh HS/Gulf Coast State
14	Tatyana Wyatt	F	Fr.	6-2	Columbus, Ga./Columbus HS
15	Jessica Hardin	G	R-Sr.	5-8	Monticello, Ky./Wayne County HS/Bellarmine
20	Dorie Harrison	C	Fr.	6-3	Nashville, Tenn./Hillsboro HS
21	Ogechi Anyagaligbo	F	Jr.	6-1	Miami, Fla./Miami Country Day/Stony Brook
22	Makenzie Cann	G	Sr.	6-1	Lawrenceburg, Ky./Anderson County HS/Cincinnati
23	Kameron Roach	G	Fr.	5-6	Hopkins, S.C./Lower Richland HS
24	Taylor Murray	G	Jr.	5-6	Odenton, Md./Annapolis Area Christian
32	Jaida Roper	G	So.	5-6	Memphis, Tenn./Houston HS
45	Alyssa Rice	C	Sr.	6-3	Reynoldsburg, Ohio/Reynoldsburg HS

ALPHABETICAL

No.	Name	Pos.	Cl.	Ht.	Hometown/High School/Previous College
21	Ogechi Anyagaligbo	F	Jr.	6-1	Miami, Fla./Miami Country Day/Stony Brook
22	Makenzie Cann	G	Sr.	6-1	Lawrenceburg, Ky./Anderson County HS/Cincinnati
0	LaShae Halsel	F	Jr.	6-0	Bowling Green, Ky./Warren Central HS
15	Jessica Hardin	G	R-Sr.	5-8	Monticello, Ky./Wayne County HS/Bellarmine
20	Dorie Harrison	C	Fr.	6-3	Nashville, Tenn./Hillsboro HS
3	KeKe McKinney	F	Fr.	6-1	Knoxville, Tenn./Fulton HS
4	Maci Morris	G	Jr.	6-0	Pineville, Ky./Bell County HS
24	Taylor Murray	G	Jr.	5-6	Odenton, Md./Annapolis Area Christian
12	Amanda Paschal	G	Jr.	5-7	Brooklyn, N.Y./Chipleigh HS/Gulf Coast State
2	Paige Poffenberger	G	So.	5-8	Morgantown, W.Va./Morgantown HS
45	Alyssa Rice	C	Sr.	6-3	Reynoldsburg, Ohio/Reynoldsburg HS
23	Kameron Roach	G	Fr.	5-6	Hopkins, S.C./Lower Richland HS
32	Jaida Roper	G	So.	5-6	Memphis, Tenn./Houston HS
14	Tatyana Wyatt	F	Fr.	6-2	Columbus, Ga./Columbus HS

Coaching Staff

Head Coach: Matthew Mitchell (Mississippi State, 1995) – 12th season, 10th at Kentucky

Associate Head Coach: Kyra Elzy (Tennessee, 1999, 2001) – 2nd season, sixth at Kentucky

Assistant Coach: Niya Butts (Tennessee, 2000; Tenn. Tech, 2002) – 2nd season, seventh at Kentucky

Assistant Coach: Lin Dunn (UT Martin, 1969) – 2nd season

Support Staff

Assistant Athletics Director/Women's Basketball: Amy Tilley (Kentucky, 2007)

Director of Player Development: Amber Smith (Kentucky, 2011)

Exec. Associate AD/Women's Basketball Admin.: Rachel Baker (Berea, 1999; Ohio State, 2001)

Staff Support Associates: Beth Price (Kentucky, 2006), Carrie Marshall (Kentucky, 2003)

Coaching Video Coordinator: Daniel Boice (Arizona, 2014, 2016)

Creative Director: Kim Troxall (SCAD, 1994)

Senior Athletic Trainer: Courtney Jones (Purdue, 2001)

Nutrition Coach: Monica Fowler (Kentucky, 2010)

Team Physician: Dr. Robert Hosey (Virginia Tech, 1989)

Strength & Conditioning Coach: John Spurlock (Hanover College, 2005)

Academic Counselor: Tiffany Hayden (Kentucky, 2001)

Media Relations Director: Evan Crane (Kentucky, 2010)

Media Relations Assistant: Karlie Kinneer (Iowa State, 2015)

Equipment Manager: Kortez Wilson (Kentucky, 2014, 2016)

NATIONAL POLLS

The Associated Press Top 25

1	Connecticut (32)	18-0	800
2	Mississippi State	20-0	764
3	Baylor	17-1	726
4	Louisville	20-1	703
5	Notre Dame	18-2	683
6	Texas	15-3	584
7	Oregon	18-3	568
8	Florida State	18-2	564
9	South Carolina	16-3	556
10	Tennessee	16-3	519
11	Missouri	17-2	497
12	Ohio State	16-3	450
13	UCLA	15-4	443
14	Maryland	16-3	394
15	Texas A&M	15-5	303
16	Michigan	17-4	298
17	Oregon State	14-5	270
18	Duke	15-5	223
19	Oklahoma State	14-4	204
20	West Virginia	16-4	203
21	Georgia	17-2	169
22	Green Bay	17-2	165
23	California	14-5	121
24	TCU	13-5	44
25	Arizona State	14-6	34

Other UK opps receiving votes: FGCU 3

USA Today/Coaches Top 25

1	Connecticut (32)	18-0	800
2	Mississippi State	20-0	766
3	Baylor	17-1	725
4	Louisville	20-1	688
5	Notre Dame	18-2	674
6	Texas	15-3	622
7	South Carolina	16-3	572
8	Florida State	18-2	564
9	Oregon	18-3	561
10	Tennessee	16-3	486
11	Missouri	17-2	474
12	UCLA	15-4	459
13	Maryland	17-3	454
14	Ohio State	16-4	401
15	Texas A&M	16-5	328
16	Michigan	17-4	315
17	Oregon State	14-5	250
18	Duke	15-5	229
19	West Virginia	16-4	206
20	Georgia	17-2	197
21	Green Bay	17-2	179
22	Oklahoma State	14-4	140
23	South Florida	15-5	40
24	TCU	13-5	37
25	Iowa	15-5	31

Other UK opps receiving votes: California 25, FGCU 19, Miami (Fla.) 7

WEEK-BY-WEEK

DATE	AP	COACHES
Preseason	RV	RV
Nov. 13/14	25	(no poll)
Nov. 20/21	22	RV
Nov. 27/28	20	22
Dec. 4/5	20	23
Dec. 11/12	RV	RV
Dec. 18/19	RV	RV
Dec. 25	NR	NR
Jan. 1/2	NR	NR
Jan. 8/9	NR	NR
Jan. 15/16	NR	NR
Jan. 22/23	NR	NR

BY THE BIG BLUE NUMBERS

13,225 Season-high attendance vs. Arizona State, 8th highest in school history
 5,213 Average attendance for 2016-17, 14th nationally
 792 Number of wins in UK WBB history
 280 Career wins for Matthew Mitchell
 250 Wins at UK for Matthew Mitchell
 47 Number of ranked teams UK had defeated under Matthew Mitchell
 12 Consecutive years UK has participated in postseason play
 8 Consecutive NCAA Tournament appearances
 2 Number of UK players selected in 2017 WNBA Draft

QUICK NOTES CONTINUED...

- Kentucky is the only team in the SEC to play six non-conference true road games this season.
- The Georgia game ended an eight-game stretch against opponents who had been or are ranked/receiving votes this season. The stretch included at FGCU (rv), at Miami (rv), vs. No. 3/4 Louisville, No. 24/rv Cal, at MTSU (rv), vs. No. 7/7 Tennessee, at No. 19/19 Texas A&M and vs. Georgia (rv). UK is 0-6 vs. ranked foes this season, falling to Baylor, UofL, Cal, Tennessee, Texas A&M and South Carolina. UK is scheduled to play four more games against teams either ranked or receiving votes in the national rankings.
- The Wildcats have played 10 games this season against teams that currently rank top 70 in the NCAA RPI with one win vs. No. 70 Washington State.
- UK is in rebuilding mode this season after losing 33.6 of the its 70.9 points scored from last season with the loss of All-America honorees Makayla Epps and Evelyn Akhator. UK lost 47.4% of its scoring, 42.0% of its rebounding, 49.7% of its made field goals, and 35.3% of its assists.
- The Wildcats are relying on five newcomers - including four true freshmen - to replace that production. The five newcomers are a part of a top-20 recruiting class last year by Mitchell and Co., but UK got thin in the post prior to the start of the season with the loss of Anyagaligbo.
- Kentucky entered the season with 11 of its 14 players having played only one season or less for the Wildcats. Rice, Murray, Morris are the only three that entered the season having played more than one season with the program. Cann, Hardin, Halsel, Poffenberger and Roper are in their second seasons, while the five newcomers and Anyagaligbo are in their first season.
- Maci Morris played limited minutes in UK's loss vs. Georgia and its win at Florida before missing the Vanderbilt game due to a bone bruise in her knee. She returned to play 30 minutes against South Carolina.
- Morris is making her way up the all-time 3-point field goals made list at Kentucky. The native of Pineville, Ky., has hit 143 career 3s which ranks her seventh all-time in UK history. Morris needs 19 more to tie Jenny Pfeiffer (2003-07) for sixth all-time. Earlier this season, Morris hit nine straight 3 attempts, going 3-for-3 in the second half vs. Baylor, 2-for-2 vs. TTU and 4-for-her-first-4 vs. UE.
- Morris needs just 31 points to become the 33rd member of UK's 1,000-Point Club.
- Kentucky ranks top five in the league in fewest turnovers, three-point field goal percentage and fewest turnovers per game. UK ranks 29th nationally and fourth in the league in fewest turnovers per game at 13.1, while UK ranks 67th nationally and fifth in the SEC in 3-point field-goal percentage. A complete list of UK's national and league rankings can be found on page 11.
- Kentucky is hitting 6.1 3s per game this season. If that shooting continues, the Wildcats are on pace for one of the best 3-point shooting seasons in program history. The 2012-13 team hit a program-record 240 3s. Last year, the Wildcats hit 169 3-pointers, which was sixth-most in program history.
- Kentucky started the season with a 6-0 record for the first time since the 2015-16 season when UK began the year 11-0. This was the fifth time UK started a season 6-0 under Mitchell and the ninth such start in program history.
- Matthew Mitchell became the all-time winningest head coach in Kentucky women's basketball history in March of 2013 with his 139th win at UK. The win at Florida was Mitchell's 250th at Kentucky. Including the storied history of the UK MBB program, he is the fifth Kentucky Basketball head coach to win 250 games with the Wildcats joining Adolph Rupp, Joe B Hall, Tubby Smith and John Calipari.
- Kentucky shined offensively at No. 19 Texas A&M, hitting 44.3 percent from the field and 38.9 percent from long range. It was the first time UK had scored 70 or more points since is win against Evansville. The TAMU game is the only loss this season where UK scored 65 or more points and shoot better than 40 percent from the field.
- UK has scored 80 or more points four time this season, including 100+ twice. The Wildcats have scored 100+ points 18 times under Matthew Mitchell with a 18-0 record in those games. This was the first time since 2013-14 that UK has scored 100+ points in at least two of its first nine games.
- All 13 eligible Wildcats this season have not only played but scored this season. That is the most players to score in a game for a UK team since 2012-13.
- The Wildcats showed their potential for an explosive offense in the season opener vs. Sacramento State by scoring a program-record 31 first-quarter points before breaking that record with 35 first-quarter points against Evansville. The 35 points scored is the most in any quarter for UK since the new four-quarter program was created in 2015-16.
- Conversely, against Gardner-Webb the Wildcats showed they can play some elite defense, limiting the Bulldogs to just 34 points in the game, including four points in both the second quarter and fourth quarter. GWU hit only one field goal in the fourth quarter.

2017-18 SEC STANDINGS

Team	SEC	Pct.	All	Pct.
Mississippi State	6-0	1.000	20-0	1.000
Georgia	5-1	.833	17-2	.894
Missouri	5-1	.833	17-2	.894
South Carolina	5-2	.714	16-3	.842
Texas A&M	5-2	.714	16-5	.714
Tennessee	4-2	.666	16-3	.842
Alabama	4-3	.571	14-6	.700
LSU	4-3	.571	12-6	.666
Arkansas	2-5	.285	11-9	.550
Florida	2-5	.285	10-10	.500
Ole Miss	1-5	.166	11-8	.578
KENTUCKY	1-5	.166	9-11	.450
Auburn	1-6	.142	10-9	.526
Vanderbilt	1-6	.142	5-16	.230

- Regular season co-champions
 ^ - Tournament champions

QUICK FACTS

Location: Lexington, Ky.
 Founded: 1865
 Enrollment: 30,000
 Nickname: Wildcats
 Colors: Blue (PMS 286) and White
 Conference: Southeastern (Eastern Division)
 Arena: Memorial Coliseum (8,000)
 President: Dr. Eli Capilouto
 Athletics Director: Mitch Barnhart
 Faculty Representative: Dr. Joseph L Fink III

COACHING STAFF

Head Coach: Matthew Mitchell
 Assistant Coaches: Kyra Elzy, Niya Butts, Lin Dunn

MEDIA RELATIONS

Asst. Media Relations Dir./WBB Contact
 Evan Crane
 270-559-8120 · cell
 wesley.crane@uky.edu
 Twitter: @EvanCraneKy
 Media Relations Assistant (No. 2 WBB Contact)
 Karlie Kinneer
 515-460-1285 · cell
 karlie.kinneer@uky.edu
 Twitter: @KarlieKinneer

WHO'S UP NEXT?



at Arkansas
 Monday, Jan. 29
 7 p.m. ET
 Bud Walton Arena (19,200)
 SEC Network

UK WBB ON SOCIAL MEDIA

Kentucky women's basketball is one of the most popular programs on Twitter. UK's account ranks fourth nationally, while head coach Matthew Mitchell has the third-most followers among Division I women's basketball coaches.

@KentuckyWBB - 4th Nationally with 38,070 followers
 @UKCoachMitchell - 3rd Nationally with 33,706 followers

KENTUCKY'S RECORD WHEN...

	ALL	SEC
Leading or tied at halftime	8-2	1-0
Trailing at halftime	1-9	0-5
Shoot 50 percent or higher	3-0	0-0
Shoot 60 percent or higher	0-0	0-0
Shoot less than 50 percent	6-11	1-5
Shoot higher percentage than opp.	9-1	1-0
Shoot lower percentage than opp	0-10	0-5
Opp. shoot worse than 50 percent	9-9	1-4
Opp. shoot 50 percent or higher	0-2	0-1
Opp. shoot 60 percent or higher	0-1	0-1
Score less than 60 points	1-6	1-3
Score 60 or more points	8-5	0-2
Score 70 or more points	7-1	0-1
Score 80 or more points	4-0	0-0
Score 90 or more points	2-0	0-0
Score 100 or more points	2-0	0-0
Opp. score 30 or less points	0-0	0-0
Opp. score 40 or less points	2-0	0-0
Opp. score 50 or less points	2-0	0-0
Opp. score 60 or less points	6-1	1-1
Opp. score 70 or less points	9-8	1-3
Opp. score 80 or less points	9-9	1-4
Opp. score 60 or more points	3-11	0-4
Opp. score 70 or more points	1-6	0-3
Opp. score 80 or more points	0-3	0-1
Opp. score 90 or more points	0-0	0-0
Outrebound or same as opponent	8-3	0-0
Outrebounded by opponent	1-8	1-5
Commit fewer turnovers than opp.	7-5	1-4
Commit same turnovers as opp.	0-3	0-1
Commit more turnovers than opp.	2-3	0-0
Commit single digit turnovers	2-1	0-1
Force 20 or more turnovers	1-1	0-1
Force 25 or more turnovers	0-0	0-0
Make 6 or more 3-pointers	8-4	1-1
Make 5 or fewer 3-pointers	1-6	0-4
Opp. make 6 or more 3-pointers	2-8	1-3
Opp. make 5 or fewer 3-pointers	7-3	0-2
Game decided by 10 pts or less:	2-4	1-1
Game decided by 1-5 pts:	1-2	1-1
Game decided by 6-10 pts:	0-1	0-0
Game decided by 11-15 pts:	0-4	0-3
Game decided by 16+ pts:	7-3	0-1
Overtime games:	0-0	0-0
Televised games:	8-11	1-5
ACCN Extra	0-1	0-0
SEC Network+	7-1	1-1
Fox College Sports Central	0-1	0-0
ESPN	0-1	0-1
ESPN2	0-0	0-0
ESPN3	0-1	0-0
SEC Network	0-5	0-3
Pac-12 Network	1-0	0-0
Games vs. AP ranked opponents:	0-6	0-3
Games vs. AP Top 10	0-4	0-2
Games following a loss:	2-8	1-4
Games following a win:	6-3	0-1
More points in the paint than opp.:	7-3	1-1
Fewer points in the paint than opp.:	1-8	0-4
Same points in the paint than opp.:	1-0	0-0
More points off turnovers:	8-1	0-1
Fewer points off turnovers:	1-9	1-4
Same points off turnovers:	0-1	0-0
More bench points than opp.:	7-5	1-2
Fewer bench points than opp.:	2-5	0-3
Same bench points as opp.:	0-1	0-0
More 2nd-chance points than opp.:	7-6	1-2
Fewer 2nd-chance points than opp.:	2-5	0-3
Same 2nd-chance points as opp.:	0-0	0-0
One UK player scores 10+:	0-3	0-3
Two UK players score 10+:	2-4	1-0
Three UK players score 10+:	3-1	0-1
Four UK players score 10+:	2-3	0-1
Five UK players score 10+:	2-0	0-0
Six UK players score 10+:	0-0	0-0
Seven UK players score 10+:	0-0	0-0
Eight UK players score 10+:	0-0	0-0
On Monday:	0-1	0-1
On Tuesday:	1-0	0-0
On Wednesday:	1-0	0-0
On Thursday:	2-4	1-1
On Friday:	1-1	0-0
On Saturday:	0-0	0-0
On Sunday:	4-5	0-3
In November:	6-1	0-0
In December:	2-5	0-1
In January:	1-4	1-4
In February:	0-0	0-0
In March:	0-0	0-0
In April:	0-0	0-0

- Junior forward Ogechi Anyagaligbo will miss the 2017-18 season due to sustaining a torn ACL in Kentucky's exhibition game vs. Southern Indiana. The loss leaves Kentucky with just one scholarship post player this season that is not a true freshmen.
- For the eighth straight year, UK began its season ranked or receiving votes inside in the USA Today/Coaches' and AP Preseason Top 25, receiving votes in both listings. The Wildcats' highest ranking this season was No. 20 in the AP Top 25 and No. 23 in the USA Today/Coaches Top 25.
- In 44 years of varsity women's basketball, Kentucky has 88 wins over ranked opponents, including 47 of those wins coming under Mitchell.
- UK will play three regular-season games inside Rupp Arena this year for the first time since the 2007-08 season when UK played five games inside the historic building. UK is 0-1 this season in Rupp Arena.

SERIES HISTORY VS. ALABAMA

- Kentucky leads the all-time series against Alabama 28-17, including a 13-6 mark in games played in Lexington.
- The Wildcats have won four straight games in the series, including six of the last seven games.
- Alabama's last win in Memorial Coliseum was a 57-55 victory on Jan. 23, 2014. Prior to that, the Crimson Tide hadn't beat UK in Lexington since 2002.
- Matthew Mitchell is 11-2 all-time against Alabama as a head coach.

SCOUTING ALABAMA

- Entering Thursday's contest, Alabama owns an 14-6 overall record, including a 4-3 record in Southeastern Conference play. The Crimson Tide is 10-2 at home, 4-2 in true road games and 0-2 in neutral-site games.
- Alabama began its SEC season with a 3-1 record, which was its best mark since the 1997-98 season.
- The Crimson Tide is coming off a 77-75 win over Vanderbilt on Thursday. Senior guard Meoshonti Knight led Alabama in the contest with a team-high 17 points on 6-of-9 shooting.
- On the season, Alabama is led in its scoring efforts by senior guard Hannah Cook, who is averaging 11.7 points per game.
- Junior guard Ashley Williams is the only additional UA player averaging double figures, posting 10.6 points per game. Williams also leads the Crimson Tide on the boards, grabbing 6.8 rebounds per game.
- Alabama returns its entire team from last year's squad that won 22 games and advanced to the SEC tournament and WNIT quarterfinals.

LAST TIME VS. ALABAMA

- Kentucky and Alabama met twice last season with UK earning a 71-54 win over the Crimson Tide in Tuscaloosa on Jan. 12 before taking down Alabama 65-55 in the quarterfinals of the SEC Tournament.
- Evelyn Akhator was the star for Kentucky in the regular-season battle, scoring 29 points with 15 rebounds, going 12-of-14 from the field and 5-of-6 from the charity stripe. Makayla Epps scored 16 points with three assists in the game. Overall, UK shot 48.2 percent from the field with 34 points in the paint and 16 points off turnovers.
- Hannah Cook scored 22 points and hit six 3s against Kentucky in the quarterfinals of the SEC Tournament but the Wildcats escaped with the 65-55 win. Akhator again had a strong game with 23 points and nine rebounds, while Epps, Maci Morris and Alyssa Rice each scored in double figures.

2017-18 GAME NOTES

KENTUCKY HOPING TO GROW ON SECOND HALF VS. SOUTH CAROLINA

Kentucky scored 28 points in the third quarter against South Carolina, which was its most points in a quarter in conference play this season. Mitchell and Co. are hoping the Wildcats use that strong performance as a building block to getting back on track offensively. The Wildcats looks much more efficient on the offensive side against the Gamecocks, scoring 44 points in the second half on 42.5% shooting from the field, including four 3s. The Wildcats also showed some improvement in some "hustle areas" as Mitchell calls them with a 15-9 edge in offensive rebounds and 17-7 edge in second-chance points. UK forced South Carolina into 17 turnovers and scored 23 points off those miscues. Although UK ended the game with 16 turnovers, the Wildcats only had two miscues in the second half.

CATS OFFENSE LOOKING FOR CONSISTENCY

Kentucky's best offensive showings have come against Sacramento State and Evansville. The Wildcats scored a season-best 101 points against Sacramento State, including a then-program record 31 first-quarter points. That record was broken against Evansville as UK scored 35 first-quarter points. The 35 points vs. UE is the most points scored in a quarter for UK since going to the four-quarter format in 2015-16.

The Wildcats' scored 100 or more points in two of its first nine games, marking the first time UK has done that to start a season since 2013-14. This was only the second time under Matthew Mitchell that UK has scored 100+ twice in its first nine games. Kentucky has scored 100+ under Mitchell 18 times and sit 18-0 in those games.

Kentucky has hit 41.3% from the field or better in 11 games, including 50 percent from the field against Sacramento State, 56.4 percent from the field against Morehead State and a season-best 57.1 percent from the field against Evansville. For the season, UK is hitting 40.3 percent from the field.

MITCHELL'S DEFENSIVE FUNDAMENTALS WILL PLAY OFF IN LONG RUN

You don't have to spend too much time around Matthew Mitchell to understand his importance on defensive fundamentals. So far this season, the Wildcats have showed they aren't where they need to be but are improving every day. UK's best defensive performance came against Gardner-Webb, limiting the Running' Bulldogs to just 34 points on 14-of-55 shooting in a 72-34 win inside Memorial Coliseum. UK was also strong defensively against Marshall, limiting the Herd to just 29.8% from the field on 14-of-47 shooting. Marshall did

not make a field goal in the fourth quarter. UK limited Tennessee Tech to just 33.3 percent from the field and posted a season-best 9 blocks.

In league play, Kentucky limited Tennessee to just 63 points, which was the lowest scoring total of the season for the Lady Vols, who entered the game averaging 88.3 points per game. Against Georgia, the Wildcats limited the Bulldogs to just 56 points on 27.8 percent shooting, forcing 18 turnovers. UK forced South Carolina into 17 turnovers and scored 23 points off those miscues.

WILDCATS NEED TO REGAIN HOME SHOOTING TOUCH

Kentucky's shooting woes have not been healed at home. Prior to its game against Cal, the Wildcats were shooting 48.7 percent from the field at home, including 43.1 percent from 3 and averaged 81.9 points per game. Against Cal, Tennessee and Georgia, the Wildcats shot 26.1 percent from the field at home, including 25.4 percent from 3 and averaged just 47.7 points per game. UK was 6-1 at home prior to the Cal game with the lone loss coming to top-three ranked UofL, while the Cats are 0-4 since.

UK shot better in its last home game against South Carolina, hitting 38.7 percent from the field, including over 40 percent in the second half where UK scored 44 second-half points.

GUARDS TAKING CARE OF THE BALL

UK's guard have showed great ball control this season as Taylor Murray and Jaida Roper have combined to play 1091 minutes over 20 games and only committed 69 turnovers while dishing out 119 assists. Murray has played 658 minutes and has 34 turnovers with 72 assists, while Roper has played 433 minutes and has 35 turnovers with 47 assists. Murray has an assist-turnover ratio of 2.1, which ranks 63rd nationally and fourth in the SEC. Roper has a 1.3 assist-turnover ratio. UK ranks 81st nationally and sixth in the SEC in assist-turnover ratio at 1.01. Collectively, Murray and Roper - the two guards who run the point the most - have a combined assist-turnover ratio of 1.72. The national leader in team assist-turnover ratio is 1.88 (Mercer). Murray has five games this season without a turnover, while she has one or less in nine games.

ITS RAINING 3S

Kentucky returned 76.9% of its 3-point production from last season and a large part of that is due to junior guard Maci Morris and senior guard Makenzie Cann. Their strong shooting and the continued development of other players on the team has UK on pace for a monster season from long range.

Morris is 41-for-92 from 3 this season, which ranks fifth in the SEC in total 3s hit and 19th in the nation and third in the SEC in 3-point percentage at 44.6. Cann is 31-for-90 for 34.4 percent and has hit a 3 in every game but four this season. In all, eight Wildcats have hit a 3 this season.

The Wildcats are on pace to have one of the best 3-point shooting seasons in program history. Currently, UK has 121 made 3s through 20 games, averaging 6.1 3s per game. If that per game average continued through UK's 30 game regular-season schedule the Wildcats would hit 183 3-pointers. The school record for 3s made in a season is 240 by the 2012-13 team. UK has hit eight or more 3s in five games, including a season-best 11 against Baylor. Kentucky's 169 3-pointers made last season ranked sixth most in a season in UK history. The top six 3s hit in a season have all occurred under Matthew Mitchell.

YOUNG CATS LOOKING FOR IDENTITY AS SEC PLAY ARRIVES

Kentucky entered the season needing to replace nearly 50 percent of its scoring and rebounding and so far the young and inexperienced Cats are still looking for their identity. UK is trying to replace All-America honorees Makayla Epps and Evelyn Akhator, with five newcomers - including four true freshmen - who have shown major potential but not enough consistency yet. Epps and Akhator were responsible for 47.4% of UK's scoring, 42.0% of its rebounding, 49.7% of its made field goals, 23.1% of its made 3-pointers and 35.3% of its assists. Kentucky entered the season with 11 of its 14 players having played only one complete season or less for the Wildcats. Rice, Murray, Morris are the only three that entered the season having played more than one season with the program. Cann, Hardin, Halse, Poffenberger and Roper are in their second seasons, while the five newcomers and Anyagaligbo are in their first season.

WILDCATS GET BACK IN THE WIN COLUMN AT FLORIDA

Kentucky used its defense and some clutch shooting to end an eight-game losing streak and get back in the win column with a 56-53 victory at Florida. The Wildcats shot 58.3 percent from the field in the fourth quarter and 51.8 percent in the second half to earn the win. Taylor Murray scored a team-high 19 points with six rebounds going 8-of-12 from the field, while Amanda Paschal went 5-of-8 from the field to score 12 points off the bench. The Wildcats had a 22-18 advantage in points in the paint, 13-9 advantage in second-chance points and 23-4 edge in bench points.

CATS TRYING TO GET OUT OF SHOOTING SLUMP

Prior to Kentucky's eight-game losing streak, the Wildcats were shooting 45.9 percent from the field, 40.9 percent from 3 and scoring 79.7 points per game. Those numbers dipped during the streak as the Cats shot 34.3 percent from the field, 29.1 percent from 3 and scored just 56.4 points per game.

Kentucky showed signs of improvement by hitting 44.3 percent from the field vs. Texas A&M, including 38.9 percent from 3 and scoring 70 points. It was the first time UK had scored 70 points since its win vs. Evansville and the best field-goal percentage since shooting 44.9 percent against Louisville. UK also shot 41.8 percent from the field against Florida, including 50 percent (6-of-12) from long range. UK had a setback vs. Vandy shooting just 33.9 percent and scoring just 55 points, but shined offensively in the second half vs. South Carolina scoring 44 points and hitting 42.8 percent from the field.

DIFFICULT STRETCH

Starting with the game at Florida Gulf Coast and ending with its game vs. Georgia, the Wildcats played eight straight teams that had been/are ranked or receiving votes in the national rankings this season. UK's losses have come to teams that are having success this season with 10 of the 11 teams currently having a winning record: Baylor (17-1), FGCU (19-3), Miami (Fla.) (14-6), Louisville (20-1), Cal (14-5), Middle

DOUBLE-DOUBLES

TAYLOR MURRAY: 3 CAREER (3 SEASON)

2017-18 (1)
18 points - 12 rebounds at Montana, 11-16-17
2016-17 (2)
11 points - 13 rebounds at LSU, 1-19-17
18 points - 13 rebounds at Missouri, 1-30-17

MACI MORRIS: 1 CAREER (1 SEASON)

2017-18 (1)
10 points, 10 rebounds vs. Gardner-Webb, 11-12-17

MAKENZIE CANN: 2 CAREER (2 SEASON)

2017-18 (3)
15 points, 10 rebounds at Wash. State, 11-19-17
15 points, 10 rebounds vs. Morehead St., 11-22-17

ALYSSA RICE: 2 CAREER (2 SEASON)

2017-18 (2)
19 points, 10 rebounds vs. Marshall, 11-26-17
11 points, 12 rebounds at Miami, 12-10-17

TATYANA WYATT: 1 CAREER (1 SEASON)

2017-18 (1)
20 points, 10 rebounds vs. Evansville, 12-5-17

CAREER 20-POINT GAMES

Maci Morris		6
29	vs. Arizona State	12/11/16
20	at Washington State	11/19/17
22	at Baylor	11/30/17
20	vs. Evansville	12/5/17
21	vs. Cal	12/21/17
22	at Texas A&M	1/4/18
Taylor Murray		4
21	at Louisville	12/4/16
23	at Tennessee	1/1/17
29	at South Carolina	2/26/17
22	vs. Sacramento State	11/10/17
23	at Vanderbilt	1/15/18
Makenzie Cann		1
20	vs. New Hampshire	11/17/16
Tatyana Wyatt		1
20	vs. Evansville	12/5/17

MATTHEW MITCHELL ERA

(2007-Present)

	Total
Home Games.....	152-34
Memorial Coliseum.....	146-26
Rupp Arena.....	6-8
Road Games.....	68-55
Neutral Sites.....	33-18
SEC Games.....	103-59
Home.....	59-20
Road.....	44-39
Regular season, non-conference.....	119-32
Home.....	89-9
Road.....	24-20
Neutral.....	6-3
vs. ranked teams in non-conference.....	12-15
SEC Tournament.....	15-10
NCAA Tournament.....	16-8
WNIT.....	3-2
Leading or tied at halftime.....	202-27
Trailing at halftime.....	48-84
Shoot 50 percent or higher.....	40-3
Shoot less than 50 percent.....	210-108
Shoot higher percentage than opp.....	130-16
Shoot lower percentage than opp.....	64-93
Shooting same percentage as opp.....	2-2
Opp. shoots worse than 50 percent.....	242-77
Opp. shoots 50 percent or higher.....	8-34
Score fewer than 60 points.....	20-45
Score 60 or more points.....	224-62
Score 70 or more points.....	163-24
Score 80 or more points.....	95-5
Score 90 or more points.....	41-1
Score 100 or more points.....	18-0
Opp. scores 30 or fewer points.....	2-0
Opp. scores 40 or fewer points.....	18-0
Opp. scores 50 or fewer points.....	56-1
Opp. scores 60 or fewer points.....	140-12
Opp. scores 70 or fewer points.....	213-43
Opp. scores 80 or fewer points.....	236-77
Opp. scores 60 or more points.....	105-83
Opp. scores 70 or more points.....	33-60
Opp. scores 80 or more points.....	5-30
Opp. scores 90 or more points.....	2-10
Outrebounds or same as opponent.....	171-41
Outrebounded by opponent.....	79-70
Commits fewer turnovers than opp.....	202-57
Commits same turnovers as opp.....	3-10
Commits more turnovers than opp.....	45-44
Force 30 or more turnovers.....	30-1
Makes 6 or more 3-pointers.....	129-27
Makes 5 or fewer 3-pointers.....	121-84
Game decided by 10 pts or fewer.....	97-63
Game decided by 1-5 pts.....	47-27
Game decided by 11-15 pts.....	37-22
Game decided by 16+ pts.....	112-18
Overtime games.....	9-4
Televised games.....	161-79
Games vs. ranked opponents.....	47-59
Games vs. top 10 ranked opponents.....	16-36
Games following a loss.....	68-31
Games following a win.....	170-79
More points in the paint than opp.....	183-29
Fewer points in the paint than opp.....	58-72
Same points in the paint than opp.....	9-10
More bench points than opp.....	184-48
Fewer bench points than opp.....	63-61
Same bench points as opp.....	3-2
More 2nd-chance points than opp.....	167-58
Fewer 2nd-chance points than opp.....	64-45
Same 2nd-chance points as opp.....	19-8
On Monday.....	11-9
On Tuesday.....	11-5
On Wednesday.....	16-2
On Thursday.....	62-35
On Friday.....	35-6
On Saturday.....	24-12
On Sunday.....	91-42
In November.....	60-9
In December.....	47-21
In January.....	60-33
In February.....	45-26
In March.....	38-21
In April.....	0-1

STARTING LINEUP RECORDS

Team	F/G	C	G	G	G	Result
Sacramento St	Harrison	Rice	Cann	Murray	Morris	W, 101-70
Gardner-Webb	Harrison	Rice	Cann	Murray	Morris	W, 72-34
Montana	Harrison	Rice	Cann	Murray	Morris	W, 71-54
Wash. State	Harrison	Rice	Cann	Murray	Morris	W, 73-68
Morehead St.	Harrison	Rice	Cann	Murray	Morris	W, 86-53
Marshall	Harrison	Rice	Cann	Murray	Morris	W, 69-39
Baylor	McKinney	Rice	Cann	Murray	Morris	L, 63-90
Tenn. Tech	McKinney	Rice	Cann	Murray	Morris	W, 82-54
Evansville	McKinney	Rice	Cann	Murray	Morris	W, 100-62
FGCU	Wyatt	Rice	Cann	Murray	Morris	L, 70-64
Miami	Wyatt	Rice	Cann	Murray	Morris	L, 65-54
UofL	Roper	Rice	Cann	Murray	Morris	L, 87-63
Cal	McKinney	Rice	Cann	Murray	Morris	L, 62-52
MTSU	McKinney	Rice	Cann	Murray	Morris	L, 62-57
Tennessee	McKinney	Rice	Cann	Murray	Morris	L, 63-49
TAMU	Harrison	Rice	Cann	Murray	Morris	L, 74-70
Georgia	Harrison	Rice	Cann	Murray	Morris	L, 56-42
Florida	Wyatt	Rice	Cann	Murray	Morris	W, 56-53
Vandy	Wyatt	Rice	Cann	Murray	Roper	L, 70-55
S. Carolina	McKinney	Rice	Cann	Murray	Roper	L, 81-64
Alabama						
Arkansas						
Auburn						
LSU						
Missouri						
Miss. State						
Arkansas						
S. Carolina						
Ole Miss						
Miss. State						
Record by Lineups:						
1.	Harrison	Rice	Cann	Murray	Morris	6-2
2.	McKinney	Rice	Cann	Murray	Morris	2-5
3.	Wyatt	Rice	Cann	Murray	Morris	1-2
4.	Roper	Rice	Cann	Murray	Morris	0-1
5.	Wyat	Rice	Cann	Murray	Roper	0-1
bold indicates last starting lineup used						

Tennessee (11-8), Tennessee (16-3), Texas A&M (16-5), Georgia (17-2) and South Carolina (16-3). Kentucky is the only team in the league to play six non-conference road games.

COMEBACK CATS STRIKE IN PULLMAN

Kentucky erased a 11-point deficit in the second quarter to earn a hard-fought, come-from-behind victory at Washington State on Nov. 19. UK trailed by 11 with 3:26 left in the second quarter before Makenzie Cann hit three 3s in UK's next four possessions to help cut the lead to 35-34 at halftime. In the second half, Maci Morris answered the call scoring 17 points to power the Wildcats to the win. Cann ended the game with her first career double-double with 15 points and 10 rebounds, while Taylor Murray had 13 points, eight assists and seven rebounds. The 11-point comeback tied the 12th largest come-from-behind victory under Mitchell.

UK's defense came up big late in the game. After a jumper by Amanda Paschal with just over two minutes to go, Alyssa Rice got a big-time block and was fouled on the ensuing possession. After Rice made 1-of-2 from the free-throw line, Morris came up with a huge steal near midcourt and was fouled making both foul shots to give UK a three-point lead. Taylor Murray followed suit with a steal at midcourt again to give UK another possession. The Wildcats iced the game after two free throws from Cann with 7 seconds to go after a missed 3 by Washington State. Paschal was huge in the game, playing 15 minutes going 4-of-7 from the field for a career-best eight points. She also added three assists and three rebounds.

CATS PASS FIRST TRUE-ROAD TEST AT MONTANA

Matthew Mitchell got exactly what he wanted out of Kentucky's first true road test of the season: a victory and a test. After Montana took its only lead of the game in the second quarter and a loud crowd got into the game the Wildcats were staring down a tough road ahead. But after evening the score going into the break, UK outscored Montana 44-27 in the second half to earn the win. The road win was important for the Wildcats, who did not have success on the road early last season. Kentucky didn't earn its first true-road win last season until Jan. 12 against Alabama going 0-5 before that in true road tests.

TOP TO BOTTOM SCORING

With five newcomers on the squad Matthew Mitchell knew before the season started that depth was going to be to his advantage this season after having a short bench the past two years. With 13 eligible players on the team - including five that have played in their first career games this season - UK has shown it has a balanced scoring attack with all 13 players seeing playing time this season and scoring at least one point. Having 13 players score a point in a season is the most players to score at least one point in a season for the Wildcats since the 2012-13 season.

TOP-10 HOME GAMES ATTENDANCES (! INCLUDES RUPP ARENA)

1.	23,705	Duke !	12/22/13
2.	22,075	Baylor !	11/17/14
3.	18,488	DePaul !	12/07/12
4.	17,150	Duke !	12/20/15
5.	14,508	Duke !	12/08/11
6.	14,425	Louisville !	12/10/15
7.	13,689	Tennessee !	01/26/06
8.	10,622	Old Dominion	02/05/83
9.	10,390	Rutgers !	01/12/80
10.	10,192	Louisville !	12/28/06

TOP-10 MEMORIAL COLISEUM ATTENDANCES

1.	10,622	Old Dominion	02/06/83
2.	8,429	Tennessee	01/29/04
3.	8,223	Auburn	02/18/83
4.	8,200	Tennessee	02/09/83
5.	8,130	Tennessee	01/23/00
6.	7,965	Tennessee	03/03/13
7.	7,963	Louisville	12/11/13
8.	7,961	Tennessee	01/12/12
9.	7,951	Louisville	12/04/11
10.	7,888	Florida	01/22/12

HOME COURT WINNING STREAKS (INCLUDES RUPP ARENA)

	Games	Began	Ended
1.	34	Feb. 13, 2011	Feb. 3, 2013
2.	30	Feb. 12, 1980	Jan. 31, 1982
3.	25	March 19, 2009	Jan. 9, 2010
4.	19	Feb. 23, 1982	Feb. 9, 1983
5.	14	Jan. 31, 1990	Jan. 27, 1991
6.	13	Jan. 30, 1984	Jan. 13, 1985
	13	March 2, 2014	Jan. 29, 2015
8.	11	Feb. 7, 1987	Jan. 7, 1988
	11	Feb. 10, 1979	Feb. 2, 1980
10.	10	Nov. 19, 2004	Jan. 27, 2005

KENTUCKY ATTENDANCE AVERAGES LAST 13 YEARS

Year	Total	(Games) Rank	Avg. PG
2003-04	72,533	(14 games) 16th	5,182
2004-05	90,663	(19 games) 20th	4,772
2005-06	77,411	(15 games) 20th	5,161
2006-07	87,943	(15 games) 13th	5,863
2007-08	85,769	(18 games) 23rd	4,756
2008-09	75,194	(17 games) 21st	4,423
2009-10	95,615	(17 games) 14th	5,624
2010-11	95,453	(15 games) 11th	6,364
2011-12	113,068	(18 games) 13th	6,282
2012-13	104,447	(17 games) 11th	6,144
2013-14	121,089*	(18 games) 9th	6,727*
2014-15	108,436	(17 games) 8th	6,379
2015-16	116,164	(18 games) 8th	6,454
2016-17	104,252	(20 games) 14th	5,213

* - SCHOOL RECORD



Memorial Coliseum (8,000)

- The Cats own a 436-155 (.737) overall in the historic building, including a 146-26 (.848) mark under head coach Matthew Mitchell.
- UK is 132-21 (.862) at home over the last nine seasons (including 8 games in Rupp Arena).
- The Cats have ranked in the top 25 nationally, and in the SEC's top four, in average attendance 14 straight seasons. UK ranked 14th nationally in average attendance with 5,213 fans per game last year.
- UK's 13-game home winning streak (the sixth-longest in school history) was snapped on Jan. 29, 2015 vs. Tennessee.



Rupp Arena (23,000)

- The Cats are 25-17 all-time in Rupp Arena (.595), including a 6-9 mark under Matthew Mitchell. (NOTE: UK's game against Washington in the 2016 Sweet 16 did not count as a home game, but does count in UK's record in the all-time building.)
- The second-highest attendance mark in school history was set on Nov. 17, 2014 when 22,075 fans witnessed UK's upset of No. 8/9 Baylor, 74-64.
- For the first time since the women's basketball Final Four in 1986, Rupp Arena and the University of Kentucky have been selected to host the NCAA regional tournament in 2016, 2017 and 2018 for women's basketball.
- Kentucky will play three games in Rupp Arena this season, squaring off against SEC foes South Carolina, LSU and Tennessee.

2016-17 NATIONAL AVERAGE ATTENDANCE

Team	Total	Avg	Games
1. So. Carolina	196,431	12,277	16
2. Tennessee	146,948	9,184	16
3. Iowa State	173,018	9,106	19
4. UConn	142,213	8,888	16
5. Louisville	165,115	8,256	20
6. Notre Dame	137,764	8,104	17
7. Miss. St.	86,328	6,641	13
8. Michigan St.	84,152	6,011	14
9. Purdue	89,099	5,940	15
10. Baylor	106,812	5,934	18
11. Maryland	97,497	5,735	17
12. Gonzaga	84,266	5,618	15
13. Ohio St.	93,921	5,218	18
14. Kentucky	104,252	5,213	20
15. Kansas St.	92,454	5,136	18

2016-17 NATIONAL TOTAL ATTENDANCE

Team	Total	Avg	Games
1. So. Carolina	196,431	12,277	16
2. Iowa State	173,018	9,106	19
3. Louisville	165,115	8,256	20
4. Tennessee	146,948	9,184	16
5. UConn	142,213	8,888	16
6. Notre Dame	137,815	8,104	17
7. Baylor	106,812	5,934	18
8. Kentucky	104,252	5,213	20
9. Maryland	97,497	5,735	17
10. Ohio State	93,921	5,218	18

MEDIA REQUESTS

CREDENTIAL REQUESTS

Requests for media credentials and parking passes for 2017-18 Kentucky WBB home games should be made to Evan Crane at wesley.crane@uky.edu. Requests for UK away games should go to the media relations office of the home team.

UK WEBSITE -- UKATHLETICS.COM

Visit the official University of Kentucky Athletics web site at ukathletics.com. The official Southeastern Conference web site is secsports.com. A more interactive web site can be found at kentuckywomensbasketball.com.

GET LIVE STATS ON YOUR LAPTOP!

The University of Kentucky has partnered with StatBroadcast Systems to provide stats technologies, namely its StatMonitr wireless stat monitors and online media stats, at Kentucky home women's basketball games this season.

To access live game stats on your personal laptop, go to: <http://kentucky.statbroadcast.com>.

UK MEDIA CONFERENCE

Each game week in the UK Media Room head coach Matthew Mitchell will hold a press conference to discuss the upcoming game. Selected players are available following the press conference. Check with UK media relations for exact times and dates. Selected quotes from the media conference are available via ukathletics.com.

WEEKDAY INTERVIEWS

Interview Policies-General — All interviews with Kentucky women's basketball players or staff members must be arranged through the Media Relations office. Media should never contact a player or coach directly. In accordance with NCAA time management legislation, player interview requests must be submitted by Sunday at noon for the following week. Team locker rooms, and other team quarters are private team areas. Media members are not permitted in these areas unless accompanied by appropriate University personnel.

POST GAME INTERVIEWS

The visiting team coach and select players will be available in the Memorial Coliseum media room following a 10-minute cooling off period. UK's Matthew Mitchell will follow the visiting coach and UK players will be last. A member of the UK Media Relations staff will solicit media requests for players at the final media timeout. After the game, those players will be escorted to the interview area along with their coaches by a member of that school's media relations office as well as a representative of UK Media Relations. Quotes will be available for all working media in the UK Media Relations Office and on the official UK web site, ukathletics.com.

PRACTICE SCHEDULE

Practice usually runs from 3:30 - 6 p.m. ET in the Joe Craft Center. Practices are open to the media. However, we ask you to please call in advance due to changing practice schedules during the season. Contact Evan Crane for further information.

Kentucky has played nine or more players in every game but two, including 11 or more in eight games and 12 or more in five games. The bench has not only played key minutes, but scored key baskets. UK has had 10 or more players score a point in seven games, including 11 or more in three games. All five newcomers not only played in the season opener, but scored, helping UK win the bench point battle 36-11 against Sacramento State. UK also won the bench point battle 28-0 against GWU and 33-13 against Morehead State. UK had a season-high 46 bench points against Evansville.

UK's freshmen posts shined against Tennessee Tech as KeKe McKinney started and scored a season-best nine points with five rebounds, while Dorie Harrison and Tatyana Wyatt came off the bench. Harrison scored seven points and seven rebounds, while Wyatt had 12 points, three rebounds, three blocks and two assists. All five newcomers combined to play 70 minutes against Evansville, scoring 37 points. Wyatt paced the squad with her first career double-double, earning 20 points with 10 rebounds.

UK had a 23-4 edge in bench points against Florida, including 12 from Amanda Paschal and seven from Dorie Harrison.

SPECIALTY STATS GIVING UK THE EDGE

Kentucky's success the past few seasons could be attributed to its success in the specialty stats. Below is a look at how the Wildcats have used these typically very important stats to their advantage:

Points in the Paint	UK 572, Opps. 548
Points off Turnovers	UK 311, Opps. 259
Second-Chance Points	UK 356, Opps. 170
Fast Break Points	UK 84, Opps. 69
Bench Points	UK 421, Opps. 287

CATS VS. RANKED TEAMS

Kentucky is 0-6 this season against teams either ranked or receiving votes in the national listings, falling at No. 9 Baylor, No. 3/4 Louisville, No. 24 Cal, No. 7 Tennessee, No. 19 Texas A&M and No. 10 South Carolina. UK does have a win against Washington State, who was receiving votes in the Preseason AP Top 25 and is currently top 75 in the NCAA RPI.

In order to be one of the nation's best, you have to play against the nation's best. In 2016-17, Kentucky was 3-7 against ranked opponents with wins against then-No. 14 Miami (Fla.), then-No. 12 Oklahoma and then-No. 3 Mississippi State. In 44 years of varsity women's basketball, Kentucky has 88 wins over ranked opponents, including 47 of those wins coming under Matthew Mitchell.

TOUGH SCHEDULE CONTINUES

UK will have a chance to earn wins against highly ranked teams as it has four more games against teams either ranked or receiving votes in either poll, including three coming against top-10 teams. In the AP Top 25, UK is scheduled to play vs. No. 2 Mississippi State (twice), No. 9 South Carolina and No. 11 Missouri.

In the Coaches' Top 25, UK will play No. 2 Mississippi State (twice), No. 7 South Carolina and No. 11 Missouri.

RICE LOOKING TO END CAREER WITH BEST SEASON

Senior post Alyssa Rice is having her best season as a Wildcat so far in 2017-18. The native of Reynoldsburg, Ohio, has five or more rebounds in 17 games, including 12 games of seven or more rebounds. Rice has two double-doubles this season with a career-high 19 points and 10 rebounds

MITCHELL IN THE SEC

SEC Record Under Mitchell: 103-59 (.635)

Home: 59-22 Away: 44-37

SEC Standings in the Mitchell Era:

2008: 4th (8-6) 4-3 (H) - 4-3 (A)
2009: 10th (5-9) 3-4 (H) - 2-5 (A)
2010: 2nd (11-5) 8-0 (H) - 3-5 (A)
2011: 2nd (11-5) 6-2 (H) - 5-3 (A)
2012: 1st (13-3) 8-0 (H) - 5-3 (A)
2013: 2nd (13-3) 7-1 (H) - 6-2 (A)
2014: 4th (10-6) 5-3 (H) - 5-3 (A)
2015: 4th (10-6) 6-2 (H) - 4-4 (A)
2016: 4th (10-6) 6-2 (H) - 4-4 (A)
2017: 3rd (11-5) 6-2 (H) - 5-3 (A)
2018: 11th (1-5) 0-3 (H) - 1-2 (A)

SEC Championships: 2012

SEC Coach of the Year: 2010, 2012

SEC Player of the Year:

Victoria Dunlap: 2010 and 2011
A'dia Mathies: 2012 and 2013

SEC Freshman of the Year:

A'dia Mathies: 2010
Bria Goss: 2012

SEC Defensive Player of the Year:

Victoria Dunlap: 2011

SEC 6th Woman of the Year:

Keyla Snowden: 2012 (Co-player)
Jen O'Neill: 2015 and 2014 (Co-player)

All-SEC First Team Members:

Victoria Dunlap: 2010 and 2011
A'dia Mathies: 2012 and 2013
DeNesha Stallworth: 2013
Makayla Epps: 2015 and 2016 and 2017
Evelyn Akhator: 2017

All-SEC Second Team Members:

Sarah Elliott: 2008
Samantha Mahoney: 2008
Victoria Dunlap: 2009
Eleia Roddy: 2009
A'dia Mathies: 2010
Samarie Walker: 2013
Jennifer O'Neill: 2014 and 2015
DeNesha Stallworth: 2014
Jane Thompson: 2016
Evelyn Akhator: 2016

All-SEC Freshman Team:

Victoria Dunlap: 2008
Amber Smith: 2008
A'dia Mathies: 2010
Bernisha Pinkett: 2011
Bria Goss: 2012
Linnae Harper: 2014
Alexis Jennings: 2015
Maci Morris: 2016

SEC All-Defensive Team:

Victoria Dunlap: 2010 and 2011
A'dia Mathies: 2011 and 2012
Samarie Walker: 2013
Linnae Harper: 2015

2017-18 HONORS

Taylor Murray

- Preseason All-SEC Second Team by league coaches

Alyssa Rice

- SEC WBB Leadership Council Chair
- SEC Representative for NCAA Competition Committee
- Lisa Leslie Award Watch List

MITCHELL TOP 10 SEC WINS

Kentucky women's basketball head coach Matthew Mitchell has had a great tenure with the Wildcats and earned 103 career wins in Southeastern Conference play. That win total ranks him second amongst active coaches in the league in career SEC head coaching wins and 10th all-time. An updated career win list is below.

1. 306 - Pat Summitt, Tennessee
 2. 273 - Andy Landers, Georgia
 3. 141 - Van Chancellor, Ole Miss/LSU
(100 - Ole Miss / 41 - LSU)
 4. 139 - Joe Ciampi, Auburn
 5. 132 - Sue Gunter, LSU
 6. 120 - Sharon Fanning, Kentucky/Miss. State
(29 - Kentucky / 96 - Mississippi State)
 7. 115 - Melanie Balcomb, Vanderbilt
 8. 113 - Carol Ross, Florida/Ole Miss
(84 - Florida / 29 - Ole Miss)
 9. 113 - Gary Blair, A&M/Arkansas*
(57 - A&M / 54 - Arkansas)
 - 10. 103 - MATTHEW MITCHELL, KENTUCKY***
 11. 102 - Dawn Staley, South Carolina*
 12. 96 - Rick Moody, Alabama
- * denotes active coach

against Marshall before a career-high 12 rebounds and 11 points at Miami (Fla.) Offensively, she is hitting 47.3 percent from the field and has scored seven or more points in 12 games. Against Marshall, Rice shot a career best 72.7 percent from the field in games of five or more field goal attempts.

In the season opener vs. Sacramento State, Rice had four points and seven rebounds with a block. She followed that with a team-best 11 points against Gardner-Webb with eight rebounds and two blocks. Rice had a near double-double against Montana and Wash. State with 8 points, 9 rebounds vs. the Griz before 9 points and 8 rebounds vs. the Cougars.

The native of Reynoldsburg, Ohio, has played in 113 career games with 63 career starts, averaging 4.0 points per game and 3.9 rebounds per game throughout her career. So far this season, Rice is averaging 7.5 points and 7.1 rebounds per game.

MURRAY IS UK'S ALL-EVERYTHING PLAYER

Taylor Murray showed everyone last season that she is a special player and needs to continue to improve her consistency for the Wildcats to be successful. The junior started strong and seems to have found her old self after leading UK with 19 points and six rebounds at Florida before 23 points and seven steals at Vandy. She followed with 17 points against South Carolina. Murray is averaging 11.1 points per game and 4.9 rebounds per game. Murray has led Kentucky in scoring five times, rebounding three times, assists 13 times, steals 13 times and blocked shots twice. Her overall stat lines show her versatility and impact on the Wildcats.

Murray led all scorers with 22 points, adding five rebounds and three assists vs. Sacramento State in the season opener. She went 8-of-12 from the field, 1-of-3 from 3 and 5-of-5 from the free-throw line in the game. Murray posted her third career double-double at Montana with 18 points and 12 rebounds and followed that performance by flirting with a triple-double at Washington State with 13 points, eight assists and seven rebounds. Murray had 10 points, six rebounds and five assists at Baylor and an impressive 19 points and seven

COMEBACK CATS

The Cats are 95-59 (.616) in "close games" (games decided by 10 points or fewer) under Matthew Mitchell. UK is 1-0 in close games this season, including a come-from-behind win at Washington State.

BIGGEST COMEBACKS

1. -19 Miami (Ohio), 53-34, 16:27 in second half, (won, 77-71) 11/21/00
2. -18 Miami (Ohio), 14:35 in second half, (won, 108-102, OT) 12/21/02
- 18 MTSU, 31-13, 3:54 in first half (also down 46-29, 14:29 in 2nd half) (won, 68-66) 1/8/89
4. -17 Oregon State, 38-21, 2:29 in first half (won 73-70) 11/25/04
- 17 WKU, 30-47, 17:09 in second half, (won 76-63) 12/22/03
- 17 Villanova, 19-2, 11:52 in first half (won 63-54) 12/29/96
7. -16 Louisville, 32-16, 6:44 in first half (won 77-68) 12/7/14
- 16 South Carolina, 30-46 in second half, (won, 78-74) 2/14/13
- 16 Vanderbilt, 53-37, 11:19 in second half (won, 74-68) 1/6/89
- 16 Ole Miss, 24-8, 6:51 in first half (won, 69-61) 2/8/07
11. -15 Mississippi State, 54-39, 15:18 in second half (won, 76-67) 3/6/15
12. -14 Baylor, 40-26, 18:31 in the second half (won, 74-64) 11/17/14
- 14 Louisville, 21-7, 11:16 in first half (won 69-64) 12/1/13
- 14 Louisville, 35-21, 15:08 in second half (won, 48-47) 2/2/12
- 14 Florida, 20-6, 12:46 in first half (won, 71-67) 3/2/12
- 14 Mississippi St., 40-26, 18:52 in second half, (won, 76-65) 3/6/10
- 14 Xavier, 40-26, 18:49 in second half (won, 67-62) 3/24/05
- 14 Toledo, 32-18, 5:43 in second half (won, 85-76) 3/24/90
- 14 Auburn, 22-8, 8:36 in first half (won 91-90 2OT) 2/2/86

BIGGEST COMEBACKS IN THE MITCHELL ERA

1. -16 Louisville, 32-16, 6:44 in first half (won 77-68) 12/7/14
- 16 South Carolina, 30-46 in second half, (won, 78-74) 2/14/13
3. -15 Mississippi State, 54-39, 15:18 in second half (won, 76-67) 3/6/15
4. -14 Baylor, 40-26, 18:31 in the second half (won, 74-64) 11/17/14
- 14 Louisville, 21-7, 11:16 in first half (won 69-64) 12/1/13
- 14 Louisville, 35-21, 15:08 in second half, (won, 48-47) 12/2/12
- 14 Florida, 20-6, 12:46 in first half, (won, 71-67) 3/2/12
- 14 Mississippi St., 40-26, 18:52 in second half, (won, 76-65) 3/6/10
9. -13 Auburn, 25-12, 9:52 in first half, (won, 73-71) 1/19/14
10. -12 Arizona State, 37-25, 5:01 in second half, (won, 68-64ot) 11/15/15
- 12 Cincinnati, 18-6, 13:18 in first half, (won, 58-55) 11/17/08
- 12. -11 Washington State, 30-19, 3:26 in second quarter, (won, 73-68), 11/17/19**
- 11 Middle Tenn., 52-41, 15:41 in second half, (won 81-72) 12/29/10
- 11 Ole Miss, 36-25, 00:27 in first half, (won 74-68) 1/27/11
- 11 Middle Tenn., 23-12, 9:54 in first half (won, 68-66 OT) 3/21/08
- 11 Arkansas, 30-19 in first half (won, 80-74 OT) 2/7/13
- 11 DePaul, 21-10 in first half (won, 96-85) 12/12/13

rebounds against FGCU.

Murray was brilliant against Florida, scoring 19 points on 8-of-12 shooting including 2-of-2 from long range. The guard no doubt gained confidence in the game evidence by hitting a huge 3 with :54 left in the game to put Kentucky on top 54-49 and secure the win. She had a season-best 23 points at Vandy.

In her last three games, Murray has scored 59 points in 117 minutes with 10 rebounds and 11 steals.

"MA-MO" TURNING INTO LETHAL WEAPON

Junior Maci Morris - known by her teammates as "Ma-Mo" - knew she was going to have to increase her game overall to be the player that she and the staff wanted her to be this season. She's done just that by leading Kentucky in scoring with 15.6 points per game. Morris is also averaging 4.2 rebounds per game and has hit a team-best 41 3s this season.

The guard has scored in double figures in every game but three this season (the last two due to limited minutes due to injury). Morris really got her offense going in the second half vs. Washington State where she scored 17 points in the second half only, hitting three 3s. She followed that with 19 points and five 3s against Morehead State. Against Marshall, Morris hit three 3s to score 15 points with two assists and two steals. Morris really shined against Baylor, scoring a game-high 22 points with five rebounds and hit five 3s. She led UK in scoring again vs. Tennessee Tech with 16 points, 6 rebounds and three blocked shots. Against Evansville, Morris was lights off from the floor going 8-of-9 from the field, including 4-of-5 from 3 for 20 points and three assists. She tied her season high with 22 points at Texas A&M going 9-of-18 from the field with three rebounds and four assists.

Morris recently hit nine straight 3-point attempts after going 3-for-3 in the second half vs. Baylor, 2-for-2 vs. Tennessee Tech and hit her first four tries against Evansville.

Morris has been rebounding better and defending better this season evidence by her first career double-double against Gardner-Webb with 10 points

and 10 rebounds. She also ranks second on the team in steals and third in blocks.

Morris only played 21 minutes against Georgia and 20 minutes at Florida due to a bruised knee she sustained in practice. She missed the game against Vanderbilt but returned against South Carolina scoring a team-high 19 points with two 3s and four assists.

MORRIS TOP 10 ALL-TIME IN CAREER 3S

Maci Morris is making her way up the all-time 3-point field goals made list at Kentucky. The native of Pineville, Ky., has hit 143 career 3s which ranks her seventh all-time in UK history. Morris needs 19 more to tie Jenny Pfeiffer (2003-07) for sixth all-time. So far this season, Morris is 41-of-92 (.446) from long range. She has hit three+ 3s eight times, including five or more 3s twice.

Morris is only the second player in school history to have 100 or more 3s made at the conclusion of their true sophomore season.

MORRIS NEARING 1,000 POINT CLUB

Maci Morris is just 31 points away from being the 33rd player in program history to score 1,000 career points. Currently, Morris has 969 points. She needs 54 points to tie Sandy Harding for 32nd all-time with 1,023 points.

IF ANYONE CAN - MAKENZIE CANN - CAN

Last year, due to Kentucky's lack of depth in the post, Makenzie Cann had to play in more of a four position in the post when on the floor. And although she excelled by having a great season, she is much more comfortable this season having more flexibility to play around the perimeter.

Cann, who has started every game this season, was huge for the Wildcats in the early going. She is averaging 7.1 points per game and 3.4 rebounds per game while sitting second with 31 made 3s. Cann has two double-doubles this season with 15 points and 10 rebounds each against Washington State and Morehead State.

ROPER FITTING RIGHT IN FROM THE START

Watch the Kentucky women's basketball team huddle together right before time expires on the 60-minute pregame clock and you will see guard Jaida Roper in the middle of the huddle getting her teammates pumped up for the game. That is just how the fiery guard operates, never shy and always looking to encourage her teammates. That mentality has spilled over to her on-court development.

The native of Memphis, Tenn., played in 32 games last season with two starts. She started her sophomore season strong by scoring a career-high nine points with three assists vs. Sacramento State. Roper was 3-for-6 from the field, 1-for-2 from 3 and 2-for-2 from the free-throw line. She followed by breaking that career high with 10 points and two assists against GWU in 25 minutes. Roper recorded her third straight career game at Montana with 14 points, five rebounds and three assists, making several key shots late in the shot clock.

Roper is currently averaging 6.9 points per game while sitting second on the team with 47 assists. Roper had five assists and five rebounds against Marshall before 12 points and one assist against Baylor. She had an impressive line vs. Tennessee Tech with seven points, six assists and four rebounds before 10 points and six assists against Evansville. Roper did not play at Miami (coach's decision) but started her first game of the season against Louisville.

ANYAGALIGBO TO MISS 2017-18 DUE TO INJURY

Junior Ogechi Anyagaligbo will miss the 2017-18 season due to sustaining a torn ACL in Kentucky's exhibition game vs. Southern Indiana. Anyagaligbo, who missed the 2016-17 season due to NCAA Transfer rules, was expected to add depth in the post this season. She transfer to UK in the summer of 2016 after being named the America East Conference Rookie of the Year following her freshman season at Stony Brook. Anyagaligbo had successful surgery to repair her torn ACL on, Nov. 22.

MURRAY NAMED PRESEASON ALL-SEC 2ND TEAM

Junior guard Taylor Murray was tabbed to the Preseason All-Southeastern Conference Second Team by league coaches. Murray earned the honor due to her impressive sophomore season where she started all 30 games she played and averaged 12.2 points per game while leading the Wildcats with 3.9 assists per game. She has lived up the expectations, averaging 11.1 points per game this season while leading UK in assists and steals and sitting second with 4.9 rebounds per game.

RICE ON NCAA D1 WBB COMPETITION COMMITTEE

Alyssa Rice has been appointed to represent the Southeastern Conference on the NCAA Division I Women's Basketball Competition Committee. Her term begins immediately and continues through June 30, 2018. The NCAA Division I Women's Basketball Oversight Competition Committee is comprised of 12 members and is responsible for reviewing specific areas, and as appropriate, develop and recommend strategic principles in order to maintain the women's college basketball game true to its original rules, playable, watchable, popular and relevant. The committee reviews the areas of student-athlete health and safety, sportsmanship, integrity, game operations, game presentation, technology, and statistical trends.

RICE NAMED CHAIR OF SEC LEADERSHIP COUNCIL

Alyssa Rice has been named by her peers in the league as the chair of the 2017-18 Southeastern Conference Women's Basketball Leadership Council. The SEC Basketball Leadership Council met in September in Birmingham with each men's and women's basketball program sending one representative. Rice was selected by the women's council as the chair and represented the SEC as an SEC autonomy representative during the NCAA Convention in January. She will also attend a portion of the SEC Spring Meetings in May, and potentially the SEC Athletics Directors meeting in March. In 2016, the SEC introduced new Student-Athlete Leadership Councils in the sports of football and men's and women's basketball in which, in addition to the conference's longstanding Student-Athlete Advisory Council (SAAC), provide student-athletes with additional opportunities to engage with campus leaders and conference office staff.

RICE ON LISA LESLIE AWARD WATCH LIST

The Naismith Memorial Basketball Hall of Fame and the Women's Basketball Coaches Association announced Alyssa Rice as one of 20 watch list candidates for the 2018 Lisa Leslie Award. Named after the three-time All-American and 1994 National Player of the Year, the annual award in its inaugural year recognizes the top centers in women's NCAA Division I college basketball.

WILDCATS PICKED TO FINISH SIXTH IN SEC

The Southeastern Conference announced its Preseason Coaches Poll on Nov. 1, as voted by

UK IN THE SEC/NCAA STATS

Category	Team (as of Jan. 23, 2018)		
	NCAA	SEC	Stat
Ast/TO Ratio	81	6	1.01
Assists	142	9	264
Assists/game	188	10	13.2
Blocks	98	9	74
Blocks/game	123	9	3.7
Fewest Fouls	243	11	345
Fewest TOs	58	4	261
FG%	169	12	40.3
FG% defense	170	10	39.7
FT Attempts	175	11	329
FT Made	168	9	230
FT%	160	7	69.9
Personal Fouls/game	178	9	17.3
Rebound margin	129	9	2.5
Rebounds	97	9	757
Rebounds/game	179	10	37.8
Scoring Defense	137	8	63.4
Scoring Margin	135	10	3.8
Scoring Offense	145	12	67.2
Steals	205	10	135
Steals/game	248	11	6.8
3FG% defense	268	12	33.3
3FG made	120	6	121
3FG/game	161	7	6.1
3FG%	67	5	35.2
TO margin	96	8	2.2
TOs Forced	226	9	15.25
TOs/game	29	4	13.1
W-L%	214	13	45.0
Individual			
Category	NCAA	SEC	Stat
Ast-TO ratio- Murray	63	4	2.12
Assists/game - Murray	219	12	3.6
FG Made- Morris	144	11	110
FG%- Morris	144	11	46.4
Final pts- Morris	156	14	297
FT%- Murray	54	4	84.4
Minutes- Murray	143	6	658:00
Pts/game- Morris	168	13	15.6
Steals- Murray	81	5	45
Steals/game- Murray	113	6	2.25
3FG Made- Morris	142	5	41
3FG/game- Morris	161	5	2.16
3FG%- Morris	19	3	44.6

STAT SUPERLATIVES

Here are some UK career statistical superlatives among current players:

Most Games Played:

112 Alyssa Rice

Most Games Started:

84 by Maci Morris

Consecutive Games Started:

42 by Alyssa Rice

Games with Double-Figure Scoring:

	2017-18	Career
Maci Morris	15	53
Taylor Murray	9	36
Jaida Roper	6	6
Tatyana Wyatt	6	6
Makenzie Cann	7	13
Alyssa Rice	7	10
Jessica Hardin	0	1
Dorie Harrison	1	1
Amanda Paschal	2	2

Current Streak of Consecutive Games with

Double-Figure Scoring:

2 by Taylor Murray

Games with Double-Figure Rebounding:

	2017-18	Career
Makenzie Cann	3	3
Alyssa Rice	3	3
Taylor Murray	1	3
Maci Morris	1	1
Tatyana Wyatt	1	1

Consecutive Games with Double-Figure

Rebounding:

n/a

Games with a Double-Double:

	2017-18	Career
Makenzie Cann	2	2
Alyssa Rice	2	2
Taylor Murray	1	3
Maci Morris	1	1
Tatyana Wyatt	1	1

Consecutive Games with Double-Double:

n/a

40-point games:

	2017-18	Career
n/a		

30-point games:

	2017-18	Career
n/a		

20-point games:

	2017-18	Career
Maci Morris	5	6
Taylor Murray	2	5
Makenzie Cann	0	1
Tatyana Wyatt	1	1

Consecutive 20-point games:

1 by Taylor Murray

Consecutive Games with a 3-pointer:

4 by KeKe McKinney

Consecutive Games with at least one steal:

8 by Taylor Murray

1 by Tatyana Wyatt, Makenzie Cann, Jaida Roper, Paige Poffenberger, KeKe McKinney, Dorie Harrison

league coaches and Kentucky was picked to finish sixth in the league, while 2017 SEC champion South Carolina was tabbed as the top team in the conference. The complete poll and number of votes for each team is as follows: 1. South Carolina; 2. Mississippi State; 3. Missouri; 4. Texas A&M; 5. Tennessee; 6. Kentucky; 7. LSU; 8. Georgia; 9. Alabama; 10. Vanderbilt; 11. Auburn; 12. Ole Miss; 13. Florida; 14. Arkansas

NEWCOMERS TO ADD DEPTH IN 2017-18

Through its success in 2016-17 the Wildcats battled depth only regularly playing seven players. That appears to be fixed heading into 2017-18 as the Wildcats' roster is 13 deep and Coach Mitchell believes he will have all the depth he needs to be successful. Part of that fix is the emergence of five newcomers.

Kentucky's five newcomers are getting some quality time on the floor early this season. The five have combined to play 1,218 minutes so far this season with Harrison, McKinney and Wyatt all earning starts. All five newcomers played and scored in UK's season opener.

UK added junior college transfer Amanda Paschal, who won a national championship at Gulf Coast State College her freshman season before sitting out last year due to injury. Kentucky also adds four true freshmen who were stars in high school in Dorie Harrison (6-2, F/C, Nashville, Tenn.), KeKe McKinney (6-1, G/F, Knoxville, Tenn.), Kameron Roach (5-6, G, Hopkins, S.C.) and Tatyana Wyatt (6-3, F, Columbus, Ga.). Mitchell describes all five as extremely athletic with a strong work ethic and all four are expected to see minutes this season.

MITCHELL MOVES INTO ELITE SEC COMPANY

Kentucky's dominating 89-57 victory over Ole Miss on Jan. 26, 2017 was an historic one for Kentucky head coach Matthew Mitchell. The win was his 97th all-time in SEC play as a head coach, which ranked him 10th all-time on the SEC's career wins list. UK's win at Arkansas on Feb. 16 was Mitchell's 100th career SEC win.

Since arriving in Lexington in 2007, Mitchell has led Kentucky to unprecedented success. On top of leading UK to its first SEC Regular Season Championship in 30 years in 2012, Mitchell has four SEC Tournament title game appearances, nine top-four finishes in the league and has coached 18 all-conference performances, including four SEC Player of the Year honors.

Mitchell won his 250th game at Kentucky against Florida on Jan. 11, 2018. Including the storied history of the UK MBB program, he is the fifth Kentucky Basketball head coach to win 250 games with the Wildcats joining Adolph Rupp, Joe B Hall, Tubby Smith and John Calipari.

SHOOTING WORK CONTINUES TO PAY OFF

After the 2014-15 season, Coach Mitchell put a point of emphasis on Kentucky becoming a better shooting team, asking his Wildcats to increase their field goal percentage from that season - which was 38% - to 42-45%.

The 2015-16 team responded by putting in a ton of offseason work and working hard on their shooting during preseason practice. It worked as the Wildcats shot 45.5% from the field that season, which was the highest field-goal percentage for a UK team since 1989-90, while its 35.6% from 3 was the highest since 2002-03. Overall, UK ranked top-10 in single-season UK history in points, scoring margin and field goals made, while its 154 3-pointers made and 475 assists just missed the top 10 by two

3-pointers and five assists.

The Wildcats strong shooting continued last season as UK hit 42.7% from the field, which was the third highest field-goal percentage since 2005-06. UK hit 169 3s last year, which was the sixth most in a single season in program history.

AKHATOR, EPPS SELECTED IN WNBA DRAFT

Evelyn Akhator and Makayla Epps began their professional careers in the Women's National Basketball Association as both were selected in the 2017 WNBA Draft. Akhator was selected third overall by the Dallas Wings, becoming the highest draft pick in school history. Akhator is the third player in program history to be a first-round selection and the first since A'dia Mathies in 2013. Epps became the fifth Matthew Mitchell coached player to be selected, going 33rd overall to the Chicago Sky.

Akhator and Epps are the first Kentucky players selected in the WNBA Draft since DeNesha Stallworth was taken 25th overall in the 2014 draft. In his 10-year tenure with the Wildcats, Matthew Mitchell has had five players selected in the WNBA Draft. Victoria Dunlap was the second-ever UK player selected back in 2011, while Mathies was previously the highest pick in school history going 10th in 2013.

MITCHELL INKS 2 HIGH SCHOOL STARS TO NLIS

Matthew Mitchell continues to sign some of the best high school basketball players in the country to play at Kentucky as he inked high school stars Blair Green (Harlan, Ky.) and Rhyne Howard (Cleveland, Tenn.) to National Letters of Intent on Nov. 8.

Green is a four-start prospect by ESPN.com which ranks her as the ninth best wing in the 2018 class. Green had a great junior season for Harlan County High School averaging 23.1 points per game, 7.2 rebounds per game and hit 53.8% from the field, including 43.8% from 3.

All-Star Girl's Report ranks Howard as the eighth best player overall in the 2018 class while ESPN tabbed her the 10th best guard in the class. Howard averaged 19.6 points per game, 7.2 rebounds per game, 4.6 steals per game, 3.8 assists per game and 1.2 blocks per game as a junior at Bradley Central High School. She scored 647 points last year for the Bears, hitting 55 percent from the field, 40 percent from 3 and 74 percent from the free throw line.

HOWARD, GREEN ON NAISMITH HS WATCH LIST

Kentucky WBB signees Rhyne Howard (Cleveland, Tenn.) and Blair Green (Harlan, Ky.) have been named to the 2017 Naismith Girls' High School Watch List, which annually names the top player in high school basketball. Howard and Green are two of 50 players nationally to make the list. Howard was named to the mid-season top 25 in early January while both have been tabbed nominees for the 2018 McDonald's All-American Game.

THE MAGIC "80"

The Wildcats hold a remarkable 341-23 (.936) record since 1974 when scoring 80 points or more. The last loss came at South Carolina on Feb. 26, 2017 when the Cats fell 95-87 in the regular-season finale. UK is 95-5 (.950) under Mitchell when scoring 80 points or more, including a 3-0 mark this season.

UK IN OVERTIME

UK is 29-26 all-time in overtime games, including a 10-3 mark under Matthew Mitchell, who is 12-5 in his 11-year career as a head coach in extra minutes.

KENTUCKY ALL-TIME

Kentucky is 792-525 (.601) in its 43rd year of

varsity women's basketball, including 250-110 (.694) in 11 seasons under Matthew Mitchell. Win No. 750 came against Auburn on Jan. 17, 2016 in Memorial.

MITCHELL TURNS PROGRAM AROUND

In 2009-10, Coach Mitchell implemented the "40 minutes of dread" style of play. Although UK doesn't play that style as much anymore, it started Kentucky on an impressive run of success.

- Recorded an impressive 217-79 overall record, including a 132-21 mark at home.
- Won 20-plus games every year, averaging 26.5 wins over the last seven years.
- Advanced to a school-record eight straight NCAA Tournaments, including three Elite Eight trips during that span with 15 NCAA Tournament wins.
- Nine top-four SEC finishes, including winning the SEC regular season title in 2012, its first in 30 years.
- Advanced to the SEC Tournament championship game four times
- Four SEC Player of the Year Award Winners
- Two SEC Freshman of the Year Winners

20+ WIN SEASONS UNDER MITCHELL

The Wildcats have won 20 or more games 18 times in 43 years of varsity basketball, including a school-record eight in a row. It's important to note that UK had just 10 20-win seasons in its first 33 years of varsity women's basketball, but has eight in 10 seasons of the Matthew Mitchell era.

THE KENTUCKY WBB COACHING STAFF HAS ...

Combined the Kentucky women's basketball coaching staff has compiled over 80 years of experience at the Division I level, including coaching or playing in a combined 38 NCAA Tournaments with eight Final Fours, four national championships and a WNBA Championship. Elzy and Butts are in their second stint in Lexington after serving on Mitchell's staffs before. Butts was an associate head coach on Mitchell's first staff at Kentucky before Elzy joined the staff for four successful seasons. Dunn, who is a Women's Basketball Hall of Famer, has over 40 years of coaching experience, including three decades in the collegiate ranks.

RECAPPING THE 2016-17 SEASON

Kentucky is coming off a 22-11 record last season that saw the Wildcats make a school-record eighth straight appearance in the NCAA Tournament. The Wildcats also hosted the first and second rounds of the event for the fourth straight season. UK finished No. 18 in The Associated Press Top 25 and No. 25 in the USA Today/Coaches Top 25. It was the eighth straight season the Wildcats have finished inside the top 25 of both national listings. Mitchell's 2016-17 squad, which finished with the No. 14 overall RPI in the final NCAA RPI report, played the second-toughest schedule in the nation in 2016-17 with 25 of its 33 games being played against teams that finished in the top 100 of the NCAA RPI report. The Wildcats played 13 games against top-25 RPI teams with four wins, while it had six wins against RPI top 50 teams.

CATS TABBED TO WBCA ACADEMIC TOP 25

UK ended the 2016-17 season with a 3.492 team grade point average, which ranked 24th nationally in the Women's Basketball Coaches Association's Academic Top 25 Team Honor Roll. Kentucky is the only Southeastern Conference team to make the WBCA Academic Top 25 and one of only three teams to claim the honor while also sitting top 20 in the final Association Press Top 25.

Matthew Mitchell has put an emphasis on academics since arriving on campus as the Wildcats have had a 3.0 team GPA or better each of the last nine semesters. Last fall, the Wildcats posted a 3.517 team GPA, which was the highest GPA for a semester in the Mitchell era. UK followed that with a 3.464 team GPA in the spring with four players earning 4.0s. UK earned a 3.3 team GPA in the fall of 2017. Under Mitchell, 34 Wildcats have been tabbed to the SEC Academic Honor Roll and 100 percent of Mitchell's players have received their degrees.

SIX CATS PLAYING OVERSEAS

Kentucky women's basketball currently has six alumnae who signed professional contracts to play overseas for the 2017-18 season.

- Azia Bishop is playing for Feko Ilgaz in Turkey.
- Bria Goss is playing for Maccabi Raanana in Israel.
- DeNesha Stallworth and Jennifer O'Neill are playing Artego Bydg. in Poland.
- Janee Thompson is playing for Mark in Sweden.
- Evelyn Akhator is playing for Dynamo NR in Russia.
- Makayla Epps is playing for Hoops Club in Lebanon.

A WINNING INSTITUTION

Both the Kentucky men's and women's basketball team have been national contenders the past few years with great success on the court. UK has tallied a 571-131 combined record between its two programs since 2009-10. That record includes a 270-25 mark in Lexington. UK was one of three schools to have both men's and women's programs as a top four seed in the 2016 NCAA Tournament.

Both the UK men's and women's basketball teams have posted an eighth straight 20-win season in 2016-17. Kentucky is one of just three institutions (Duke and BYU) in the NCAA that have seen both their men's and women's basketball programs tally 20 or more wins in the last eight straight seasons.

MATTHEW AND JENNA MITCHELL DONATE \$1 MILLION TO UK ATHLETICS

In June of 2014, Coach Matthew Mitchell and his wife, Jenna, pledged \$1 million over the next 10 years to the University of Kentucky Athletics Department. The donation will provide UK Athletics \$100,000 per year over the next 10 years to be used for a variety of capital projects, including updates and renovations for football. The donation is the largest ever given by a UK athletics employee to the athletics department.

Matthew and Jenna have been very active in the Lexington community since arriving in Lexington. In October 2016, Matthew and Jenna were presented the Community Service Award by the Urban League of Lexington.

RUPP ARENA CHOSEN FOR 3 STRAIGHT NCAA REGIONAL TOURNAMENTS

For the first time since the women's basketball Final Four in 1986, Rupp Arena and the University of Kentucky hosted the NCAA regional tournament in 2016 and 2017 and will again 2018 for women's basketball. In 2018, Lexington will again play host at Rupp Arena, joined by Albany, N.Y. (Times Union Center), Kansas City, Mo. (Sprint Center) and Spokane, Wash. (Spokane Veterans Memorial Arena), with regional play taking place March 23-26.

CATS IN RECORD BOOK ...

Career 3PFG Made

1. Sara Potts, 271
2. Jennifer O'Neill, 197
3. A'dia Mathies, 177
4. Keyla Snowden, 176
5. Stacey Reed, 175
6. Jenny Pfeiffer, 162
7. **MACI MORRIS, 143**
8. Tiffany Wait, 115
9. Sam Mahoney, 113
10. Bria Goss, 112

Career Blocks

1. Sarah Elliott, 195
2. Victoria Dunlap, 178
3. Valerie Still, 156
4. Azia Bishop, 152
5. J. Humphrey, 107
6. Leslie Nichols, 102
7. Samarie Walker, 96
8. Laura Meadows, 95
9. Rita Adams/Shantia Owen, 81
- **ALYSSA RICE, 77**

1,000 Point Club

1. Valerie Still, 2,763
2. A'dia Mathies, 2,014
3. Victoria Dunlap, 1,846
4. Leslie Nichols, 1,797
5. Makayla Epps, 1,790
6. Samantha Mahoney, 1,601
7. Pam Browning, 1,598
8. Sara Potts, 1,563
9. Sarah Elliott, 1,502
10. Elisabeth Lukschu, 1,488
11. Selia "SeSe" Helm, 1,487
12. Stacey Reed, 1,482
13. Jennifer O'Neill, 1,449
14. Tiffany Wait, 1,445
15. Jodie Whitaker, 1,433
16. Kristi Cushenberry, 1,358
17. Belitta Croley, 1,339
18. Bria Goss, 1,318
19. Stacy McIntyre, 1,215
20. Maria Donhoff, 1,187
21. LaTonya McDole, 1,180
22. Lea Wise, 1,179
23. Patty Jo Hedges, 1,176
24. Jocelyn Mills, 1,170
25. Karen Mosley, 1,135
26. Janet Timperman, 1,080
27. Tedra Eberhart, 1,071
28. Kim Denkins, 1,057
29. Debbie Miller, 1,031
30. Laura Meadows, 1,024
31. Janee Thompson, 1,024
32. Sandy Harding, 1,023
- **MACI MORRIS, 969**

WHEN WAS THE LAST TIME ...

SCORING

A player scored 40+ points: 42, Makayla Epps vs. Miss. State, 1-12-15

A player scored 30+ points: 30, Makayla Epps vs. Belmont, 3-17-17

A player scored 25+ points: 30, Makayla Epps vs. Belmont, 3-17-17

A player scored 20+ points: 23 by Taylor Murray, at Vandy, 1-15-18

Player came off the bench to score 20 or more points: 20, Tatyana Wyatt vs. Evansville, 12-5-17

Two players score 20 or more points in a game: 20 by Maci Morris/Tatyana Wyatt, vs. Evansville, 12-5-17

Three players had 20 or more points in a game: vs. Morehead St., 11-18-15 (28, Alexis Jennings; 22, Janee Thompson; 21 Makayla Epps)

Two players score 30 points or more in a game: n/a

A player record five or more consecutive 20-plus point games: 7 by Kim Denkins (27 vs. Indiana, 12-8-95; 22 vs. Florida, 12-16-95; 20 vs. Syracuse, 12-21-95; 24 vs. Miami (OH), 12-32-95; 21 vs. Duke, 12-29-95; 31 vs. N.C. State, 12-30-95; 20 vs. Ole Miss, 1-3-96)

A player record four or more consecutive 20-plus point games: 4 by Makayla Epps (20 vs. Ole Miss, 1-26-17; 20 at Missouri, 1-30-17; 23 vs. South Carolina, 2-2-17; 23 vs. Vandy, 2-5-17)

A player record three or more consecutive 20-plus point games: 3 by Makayla Epps (31 vs. South Carolina, 3/4/17; 30 vs. Belmont, 3-17-17; 21 vs. Ohio State, 3-19-17)

A player record back-to-back 20-plus point games: 3 by Makayla Epps (31 vs. South Carolina, 3/4/17; 30 vs. Belmont, 3-17-17; 21 vs. Ohio State, 3-19-17)

A player record back-to-back 30-plus point games: Makayla Epps 31 vs. S. Carolina, 3-4-17; 30 vs. Belmont, 3-17-17

A player score 15 or more points in the 1st half: 18, Maci Morris vs. Evansville, 12-5-17

A player score 15 or more points in the 2nd half and OT: 17, Maci Morris at Washington State, 11-19-17

A player score 20+ points in the 1st half: 20, Taylor Murray vs. Sacramento State, 11-10-17

A player score 20+ points in the 2nd half and OT: 22, Evelyn Akhator vs. Miss. State, 2-23-17

A player hit a last-second shot to win the game: Makayla Epps vs. Mississippi State, 2-23-17 (hit the game-winning basket with 8.7 remaining in the contest to put Kentucky up 77-75 in OT)

A freshman score 25 points or more: 27, Alexis Jennings vs. Tennessee State, 12-28-14

All five starters in double figures: vs. Oklahoma, 3-21-16

No player scored in double figures: vs. LSU, 1-16-03

DOUBLE-DOUBLES

A player record a double-double: Alyssa Rice (11pts/12rebs), at Miami (Fla.), 12-10-17

10-20 Game: Evelyn Akhator (14pts/23rebs), vs. Ohio State, 3-19-17

20-20 Game: Valerie Still (42 pts/20 rbs) vs. Charleston, 12-19-82

20-10 Game: Tatyana Wyatt (20pts/10rebs), vs. Evansville, 12-5-17

30-10 Game: Victoria Dunlap (33 pts/18 rbs) vs. Butler, 11-15-09

More than one player with a double-double in the same game: Evelyn Akhator (20 pts/11 rbs) and Taylor Murray (11 pts/13 rbs) at LSU, 1-19-17

Three players with a double-double in the same game: Alexis Jennings (28pts/13rebs), Evelyn Akhator (12pts, 16rebs), Makayla Epps (21pts, 11rebs,12asts) vs. Morehead State, 11-18-15

A player record back-to-back double-doubles: Makenzie Cann (2) (15pts/10rebs) at Wash. State, 11-19-17; (15pts/10rebs) vs. Morehaed State, 11-22-17

More than one player record back-to-back double-doubles: Victoria Dunlap (11 pts/12 rbs) and Eleia Roddy (13 pts/10 rbs) vs. NCAT, 1-1-09; Victoria Dunlap (20 pts/15 rbs) and Eleia Roddy (11 pts/10 rbs) vs. Miami (Ohio), 1-3-09

Double-Double in Points and Rebs: Alyssa Rice (11pts/12rebs), at

Miami (Fla.), 12-10-17

Double-Double in Points and Assists: Janee Thompson (16 pts/10 ast) vs. LSU, 2-7-16

Double-Double in Points and Blocks: n/a

Double-Double in Points and Steals: Leslie Nichols (18 pts/11 steals) vs. Louisville, 2-14-86

A player record four or more consecutive double-doubles: 5 by Evelyn Akhator (10pts/14rebs) vs. Washington, 3-25-16, (18pts/10rebs) vs. Miami, 11-11-16, (28pts/13rebs) vs. Albany, 11-12-16, (17pts/11rebs) vs. New Hampshire, 11-17-16, (12pts/14rebs) at Colorado, 11-19-16

A player record five or more consecutive double-doubles: 5 by Evelyn Akhator (10pts/14rebs) vs. Washington, 3-25-16, (18pts/10rebs) vs. Miami, 11-11-16, (28pts/13rebs) vs. Albany, 11-12-16, (17pts/11rebs) vs. New Hampshire, 11-17-16, (12pts/14rebs) at Colorado, 11-19-16

A player record a triple-double in a game: (2nd in school history) Makayla Epps, vs. Morehead State, (21pts, 12ast, 11 rebs) 11-18-15

A player record a perfect game (at least five FGs made): Makayla Epps vs. Middle Tennessee, 12-12-14 (6-of-6 FGs)

5 or more players score in double figures: 5 at S. Carolina (2-26-17) - Epps (10), Cann (15), Akhator (14), Murray (29), Morris (14)

6 or more players score in double figures: 6 vs. New Hampshire (11-17-16) - Makenzie Cann (20), Eveyln Akhator (17), Makayla Epps (14), Jessica Hardin (11), Alyssa Rice (10), Maci Morris (10)

7 or more players score in double figures: 8 vs. Lipscomb (11-21-13) - Stallworth (14), Walker (10), Thompson (16), Goss (18), Evans (12), O'Neill (11), Pinkett (15), Harper (12)

FIELD GOALS

Made 12 FG in a game: 12, Makayla Epps vs. S. Carolina, 3-4-17

Made 13 FG in a game: 13, Makayla Epps vs. Washington, 3-25-16

Made 14 FG in a game: 18, Makayla Epps vs. Mississippi State, 1-12-15

Made 15 FG in a game: 18, Makayla Epps vs. Mississippi State, 1-12-15

Made 16 FG in a game: 18, Makayla Epps vs. Mississippi State, 1-12-15

Made 17 FG in a game: 18, Makayla Epps vs. Mississippi State, 1-12-15

Made 18 FG in a game: 18, Makayla Epps vs. Mississippi State, 1-12-15

FIELD GOALS ATTEMPTED

Attempted 29 FG in a game: 30, Makayla Epps vs. Miss. State, 1-12-15

Attempted 28 FG in a game: 30, Makayla Epps vs. Miss. State, 1-12-15

Attempted 26 FG in a game: 26, Maci Morris vs. Cal, 12-21-17

Attempted 25 FG in a game: 26, Maci Morris vs. Cal, 12-21-17

Attempted 24 FG in a game: 26, Maci Morris vs. Cal, 12-21-17

Attempted 23 FG in a game: 26, Maci Morris vs. Cal, 12-21-17

Attempted 22 FG in a game: 26, Maci Morris vs. Cal, 12-21-17

Attempted 21 FG in a game: 26, Maci Morris vs. Cal, 12-21-17

Attempted 20 FG in a game: 26, Maci Morris vs. Cal, 12-21-17

THREE-POINTERS

A player with 5 in a game: 5, Maci Morris at Baylor, 11-30-17

A player with 6 in a game: 6, Makenzie Cann, vs. New Hamp., 11-17-16

A player with 7 in a game: *7, Sara Potts vs. Chattanooga, 3-20-05 (7-14)

Attempted 10 or more in a game: 10, Jennifer O'Neill vs. Vandy, 3-5-15

FREE THROWS

Made 10 FT in a game: 10, Taylor Murray at Missouri, 1-30-16

Made 11 FT in a game: 12, Makayla Epps at Ole Miss, 01-21-16

Made 12 FT or more in a game: 12, Makayla Epps at Ole Miss, 01-21-16

Attempted 10 FT in a game: 10, Makayla Epps vs. Vandy, 2-5-17

Attempted 11 FT in a game: 12, Evelyn Akhator, vs. Wash. St., 12-21-16

Attempted 12 FT in a game: 12, Evelyn Akhator, vs. Wash. St., 12-21-16

Attempted 15 or more FTs in a game: 15, Makayla Epps vs. Miami, 11-11-16

WHEN WAS THE LAST TIME ...

Hit 100% (10 or more attempts): Taylor Murray, 01-30-17 (10-10)

REBOUNDS

A player with 10+ rebounds: 10, Alyssa Rice vs. Cal, 12-21-17

A player with 11+ rebounds: 12, Alyssa Rice at Miami (Fla.), 12-10-17

A player with 12+ rebounds: 12, Alyssa Rice at Miami (Fla.), 12-10-17

A player with 13+ rebounds: 23, Evelyn Akhator vs. Ohio St., 3-19-17

A player with 14+ rebounds: 23, Evelyn Akhator vs. Ohio St., 3-19-17

A player with 15+ rebounds: 23, Evelyn Akhator vs. Ohio St., 3-19-17

A player with 16+ rebounds: 23, Evelyn Akhator vs. Ohio St., 3-19-17

A player with 17+ rebounds: 23, Evelyn Akhator vs. Ohio St., 3-19-17

A player with 18+ rebounds: 23, Evelyn Akhator vs. Ohio St., 3-19-17

A player with 19+ rebounds: 23, Evelyn Akhator vs. Ohio St., 3-19-17

A player with 20+ rebounds: 23, Evelyn Akhator vs. Ohio St., 3-19-17

A player with 21+ rebounds: 23, Evelyn Akhator vs. Ohio St., 3-19-17

A player with 25+ rebounds: *27, Valerie Still vs. National College, 2-9-82

A player with back-to-back games with 15+ rebounds: Evelyn Akhator
15 rebs at Alabama (1-12-17); 16 rebs vs. Georgia (1-15-17)

10+ Rebs in three consecutive games: 3, Evelyn Akhator (3-4-17 to 3-19-17)

10+ Rebs in four consecutive games: 5, Evelyn Akhator (3-25-16 - 11-19-16)

10+ Rebs in five consecutive games: 5, Evelyn Akhator (3-25-16 - 11-19-16)

10+ Rebs in six consecutive games: 7, Eleia Roddy (2008)

Two players grab 10+ rebounds in a game: 11, Akhator; 13, Murray at LSU, 1-19-17

Three players grab 10+ rebounds in a game: 16, Akhator; 13, Jennings; 11, Epps vs. Morehead State, 11-18-15

ASSISTS

A player with 8 or more assists in a game: 8, Taylor Murray at Washington State, 11-19-17

A player with 9 or more assists in a game: 11, Taylor Murray vs. Florida, 2-19-17

A player with 10 or more assists in a game: 11, Taylor Murray vs. Florida, 2-19-17

A player with 11 or more assists in a game: 11, Taylor Murray vs. Florida, 2-19-17

A player with 12 or more assists in a game: 12, Makayla Epps vs. Morehead State, 11-18-15

BLOCKS

A player with 5 or more blocks in a game: 5, Dorie Harrison vs. Evansville, 12-5-17

A player with 6 or more blocks in a game: 6, Alexis Jennings vs. Oklahoma, 3-21-16

A player with 7 or more blocks in a game: *7, DeNesha Stallworth vs. Texas A&M, 2-18-13

STEALS

A player with 5 steals in a game: 7, Taylor Murray at Vandy, 1-15-18

A player with 6 steals in a game: 7, Taylor Murray at Vandy, 1-15-18

A player with 7 steals in a game: 7, Taylor Murray at Vandy, 1-15-18

A player with 8 steals in a game: 9, A'dia Mathies vs. Neb.-Omaha, 11-23-11

A player with 9 steals in a game: 9, A'dia Mathies vs. Neb.-Omaha, 11-23-11

A player with 10 steals in a game: 10, Erica Jackson vs. ECU, 2-16-99

A player with 11 or more steals in a game: *11, Leslie Nichols vs. Louisville, 2-14-86

MINUTES

Played every minute of a game: 40 Taylor Murray vs. South Carolina, 1-21-18

Played over 40 minutes: 44, Makayla Epps/Evelyn Akhator vs. Miss. State, 2-23-17

Played over 45 minutes: 45, Makayla Epps & Makenzie Cann at Louisville, 12-4-16

Played over 50 minutes: 51, Kastine Evans vs. Baylor - 4OT, 12-6-13

FOULS

Four or more UK players foul out in a game: Jennifer Humphrey, Sarah Elliott, Chanté Bowman, Brittany Edelen vs. Louisville, 12-3-06

THE LAST TIME KENTUCKY...

Won a game by 20 or more pts: +38 (100-62) vs. Evansville, 12-5-17

Won an SEC game by 20 or more pts: +32 (89-57) vs. Ole Miss, 1-26-17

Won a game by 30 or more pts: +38 (100-62) vs. Evansville, 12-5-17

Won an SEC game by 30 or more pts: +32 (89-57) vs. Ole Miss, 1-26-17

Won a game by 40 or more pts: +49 (92-53) vs. UNH, 11-17-16

Won an SEC game by 40 or more points: +44 (97-53) vs. Auburn, 1-20-13

Won a game by 50 or more pts: +54 (85-31) vs. UNC Asheville, 3-19-16

Won an SEC game by 50 or more pts: *+53 (100-47) vs. Miss. State, 1-17-13

Won a game by 60 or more pts: +68 (92-24) vs. Jackson St., 11-29-15

Won a game by 70 or more pts: +75 (100-25) vs. Jacksonville St., 11-15-11

Scored 100 pts or more in a game: 100 vs. Evansville, 12-5-17

Scored 100 pts or more in an SEC game: 108 vs. Ole Miss, 2-13-14

Scored 90 points or more in a game: 100 vs. Evansville, 12-5-17

Scored 90 points or more in three straight games: 96 vs. Wagner,

11-10-13; 103 vs. Georgia Southern, 11-13-13; 96 vs. Central

Michigan, 11-17-13

Scored 90 points or more in four straight games: 4 - 96 vs. Wagner,

11-10-13; 103 vs. Georgia Southern, 11-13-13; 96 vs. Central

Michigan, 11-17-13, 116 vs. Lipscomb 11-12-13

Scored 80 points or more in a game: 100 vs. Evansville, 12-5-17

Scored 50 points or more in the first half: 55 vs. Evansville, 12-5-17

Scored 50 points or more in the second half: 50 vs. Florida, 3-4-16

Scored 60 points or more in first half: 60 vs. Grambling, 12-29-13

Scored 60 points or more in second half: 60 vs. Ole Miss, 2-13-14

Lost a game by 20 or more points: -24 (87-63) vs. UofL, 12-17-17

Lost a game by 30 or more points: -30 (93-63) vs. South Carolina, 3-5-16

Lost a game by 40 or more points: -44 (39-83) vs. Tennessee, 1-27-2001

Lost an SEC game by 40 or more pts: -44 (39-83) vs. Tennessee, 1-27-01

Lost a game by 50 or more points: -72 (38-110) vs. Tennessee, 1-21-01

Lost a game by 60 or more points: -72 (38-110) vs. Tennessee, 1-21-01

Lost a game by 70 or more points: -72 (38-110) vs. Tennessee, 1-21-01

Allowed 100 points: 130 by Baylor, 12-6-13

Allowed 90 or more points: 90 by Baylor, 11-30-17

Scored fewer than 50 points: 42 vs. Georgia, 1-7-17

Scored fewer than 40 points: 36 vs. LSU, 12-18-2005

Scored fewer than 25 points in a half: 20 (1st) vs. South Carolina, 1-21-18

Scored fewer than 20 points in a half: 20 (1st) vs. South Carolina, 1-21-18

Held opponent to 50 points or fewer: 34 vs. Gardner-Webb, 11-12-17

Held opponent to 40 points or fewer: 34 vs. Gardner-Webb, 11-12-17

Held opponent to 30 points or fewer: 24 by Jackson St., 11-29-15

Held opponent to 20 pts or fewer in the 1st half: 18 at Florida, 1-11-18

Held opponent to 20 pts or fewer in the 2nd half: 18 vs. Gardner-Webb, 11-12-17

Held SEC opp. to 20 pts or fewer in the 1st half: 18 at Florida, 1-11-18

Held an opponent to 10 points or fewer in the first half: *9 by

Charleston Southern, 12-10-04

Held an opponent to 10 points or fewer in the second half: *7 by

Jackson St., 11-29-15

Won a game after trailing at the half: at Wash. State, 11-19-17 (35-34)

Won a game after trailing 10+ at the half: at Arizona St., 11-15-15 (29-17)

Won an SEC game after trailing at the half: vs. Miss. ST., 2-23-17, (31-30)

Won after trailing at the half at home: vs. Miss. State, 2-23-16 (31-30)

Won a game after trailing at the half on the road: at Wash. State,

WHEN WAS THE LAST TIME ...

11-19-17 (35-34)

Scored 100 or more points and lost: n/a

Scored 80 points or more and lost: at S. Carolina, 2-26-175 (95-87)

Scored 50 points or fewer and won: 48 vs. Louisville, 12-2-12

Game decided by one point: vs. Tennessee, 1-25-16 (W, 64-63)

Game decided by two points: vs. Mizzou, 1-5-17 (W, 64-62)

Game decided by three points: vs. Florida, 1-11-18 (56-53)

Shot 50 percent or better vs. non-conference opponent: 57.1% (40-of-70) vs. Evansville, 12-5-17

Shot 50% or better vs. SEC opponent: 58.6% (34-58) vs. Ole Miss, 1-26-17

Shot 50 percent or better in consecutive games: two - NKU (55.2%) 12-2-15; Louisville (51.8%) 12-10-15

Shot 55 percent or better: 57.1 vs. Evansville, 12-5-17

Shot 60 percent or better: 60.7 vs. Arkansas, 2-18-07

Shot 70 percent or higher in a half: 72.2 (2nd half) vs. Liberty, 3-20-10

Shot 60 percent or higher from 3: 61.1 vs. Colorado, 11-22-15

Shot 30 percent or lower: 25.6 vs. Cal, (18-of-68), 12-21-17

Shot 20 percent or lower: 20.0 vs. Georgia, (12-of-60), 3-02-07

Shot 15% or lower in a half: 13.6 (1st half) vs. USC (3-of-22), 3-2-08

Held an opponent to lower than 30 percent: 27.8% (15-of-54) by Georgia, 1-7-18

Held an opponent to lower than 20 percent: 15.6% (7-of-45) by Jackson State, 11-29-15

Held an opponent to lower than 15 percent in a half: 4.2% (2nd half) vs. Jackson State, 11-29-15

Opponent shot 50 percent or better: 60.4% by South Carolina (32-of-53), 1-21-18

Opponent shot 60 percent or better: 60.4% by South Carolina (32-of-53), 1-21-18

Opponent shot 50 percent or better in consecutive games: Two straight - Florida, 58.0% (29-of-50), 1-31-16; South Carolina, 52.0% (26-of-50), 2-4-16

Did not hit a 3-pointer: vs. Middle Tenn., 12-9-16 (0-of-9)

Held opponent without a 3-pointer: Texas A&M (0-3), 2-28-16

Held consecutive opponents without a 3-pointer: Delaware State, 11-10-12 (0-of-0) and Baylor, 11-13-12 (0-3)

Opponent hit 10 or more 3-pointers: 10 by Florida, 1-11-18

Hit 10 or more 3-pointers: 11 at Baylor, 11-30-17

Hit 11 or more 3-pointers: 11 at Baylor, 11-30-17

Hit 12 or more 3-pointers: 12 vs. New Hampshire, 11-17-16

Hit 13 or more 3-pointers: *14 vs. Mississippi State, 1-8-12 (14-of-30)

Pulled down 60 or more rebounds: *67 vs. Morehead State, 11-18-15

Pulled down 65 or more rebounds: *67 vs. Morehead State, 11-18-15

Had 20 or more Reb. than Opp: 25 vs. Marshall, 11-26-17 (47-22)

Had 30 or more assists in a game: 32 vs. Morehead St., 11-18-15

Had 20 or more assists in a game: 23 vs. Evansville, 12-5-17

Had 20 or more assists in three straight games: 4 - 32 vs. Morehead St., 11-18-15; 24 vs. Colorado 11-22-15; 26 vs. Eastern Michigan 11-25-15; 22 vs. Jackson State 11-29-15

Had 20 or more assists in four straight games: 32 vs. Morehead St., 11-18-15; 24 vs. Colorado 11-22-15; 26 vs. Eastern Michigan 11-25-15; 22 vs. Jackson State 11-29-15

Had 20 or more assists in five straight games: 26 vs. Louisville (2/23/82); 25 vs. Alabama (2/26/82); 29 vs. LSU (2/27/82), 27 vs. Tennessee (2/28/82) and 24 vs. Illinois (3/14/82)

Had 19 or more blocks in a game: *19 vs. North Carolina A&T, 12-6-05

Had 10 or more blocks in a game: 10 vs. Evansville, 12-5-17

Opponent had 10 or more blocks in a game: 10 vs. Ohio State, 3-19-17

Had 10 or more steals in a game: 16 at Vandy, 1-15-18

Had 20 or more steals in a game: 24 vs. Georgia Southern, 11-13-13

Had 25 or more steals in a game: *28 vs. West Virginia, 12-12-93

Opponent had 10 or more steals in a game: 10 by Alabama, 1-12-17

Forced 30 or more turnovers in a game: 37 vs. Jackson State, 11-29-15

Forced 30 or more turnovers in an SEC game: 31 vs. Tennessee, 3-3-13

Forced 40 or more turnovers in a game: *49 vs. ARK-Pine Bluff, 12-11-11

Committed 30 or more turnovers in a game: 30 at Florida, 1-31-16

Committed 30 or more turnovers and won: 34 vs. Green Bay, 3-19-12

Committed five turnovers or fewer: 5 vs. New Hampshire, 11-17-16

Committed 10 turnovers or fewer in a non-con game: 6 vs. Evansville, 12-5-17

Committed 10 turnovers or fewer in an SEC game: 9 at TAMU, 1-8-18

Opponent committed fewer than 10 turnovers: 6 by Ohio St., 3-19-17

Attempted 40 FT: 42 vs. Tennessee St., 3-20-15

Attempted fewer than five FT: 4 vs. South Carolina, 1-13-11

Made 30 FT: 31 vs. Tennessee St., 3-20-15

Made 40 FT: 49* vs. Baylor, 12-6-13

Hit 100 percent from the free-throw line (min. 10 made): *12-of-12 vs. Missouri, 1-13-13

Won an overtime game: vs. Miss. State, 2-23-17, (78-75) (H) 1OT

Lost an overtime game: vs. Arizona State, 12-11-16 (73-71) (A) 1OT

Played a double-overtime game: vs. Miss. State, 2-12-15 (92-90) (H)

Played a triple-overtime game: vs. Baylor, 12-6-13 (133-130) (N) 4OT

Played a quadruple-overtime game: vs. Baylor, 12-6-13 (133-130) (N) 4OT

Started three freshmen in a game: (Evans, Conwright, Drake) vs. UTC, 12-11-10

Started four freshmen in a game: (Mendeng, Helm, Hawthorne, Stoglin) vs. Tennessee, 1-27-2001

Defeated a Top-5 opponent: 2-23-17 - #22/rv UK 78 - #3/2 vs. Miss. State 75 (OT) (H)

Defeated a Top-10 opponent: 2-23-17 - #22/rv UK 78 - #3/2 vs. Miss. State 75 (OT) (H)

Defeated a Top-25 opponent: 2-23-17 - #22/rv UK 78 - #3/2 vs. Miss. State 75 (OT) (H)

Defeated a Top-25 non-conference opponent at home: 12-1-16 - #17 UK 82 - #12 Oklahoma 68 (H)

Defeated a Top-25 non-conference opponent on the road: 11-15-15 - #17/18 UK 68 - #15/15 Arizona State 64 (A)

Defeated a Top-25 opponent at a neutral site: 3-4-16 #13/13 UK 92 - #25/24 Florida 69 (N) - SEC Tournament Quarterfinals

Defeated a Top-10 SEC opponent at home: 2-23-17 - #22/rv UK 78 - #3/2 vs. Miss. State 75 (OT) (H)

Defeated a Top-25 SEC opponent at home: 2-23-17 - #22/rv UK 78 - #3/2 vs. Miss. State 75 (OT) (H)

Defeated a Top-25 opponent on the road: 2-18-16 - #16/16 UK 83 - #14/14 Mississippi State 60 (A)

Defeated a Top-25 SEC opponent on the road: 2-18-16 - #16/16 UK 83 - #14/14 Mississippi State 60 (A)

Defeated a Top-10 opponent on the road: 12-7-14 - UK 77 - #7/7 Louisville 68 (A)

Defeated a Top-10 SEC opponent on the road: 2-16-14 - UK 75 - #8/8 Tennessee 71 (A)

Was defeated by an unranked opp. (while ranked) at home: vs. Texas A&M (77-68), 1-8-17 (#24/rv)

Was defeated by an unranked opp. (while ranked) on the road: at Miami (Fla.) (54-65), 12-10-17 (#20/23)

Was defeated by an unranked opp. (while ranked) at a neutral site: vs. Illinois (77-71), 11-27-14 (#9/10)

* Denotes a school record

Head Coach Matthew Mitchell

UK's All-Time Winningest Coach

11th Season at Kentucky



- Became UK's all-time winningest coach on March 3, 2013 with 139 wins in just six seasons.
- Including the storied history of the UK MBB program, he is the fifth Kentucky Basketball head coach to win 250 games with the Wildcats joining Adolph Rupp, Joe B Hall, Tubby Smith and John Calipari.
- Has 103 career SEC wins, which ranks 10th most in league history
- Two-time AP SEC Coach of the Year (2010 & 2012).
- Led UK to postseason event every season. (2 WNIT, 8 NCAA)
- School-record eight consecutive NCAA Tournament appearances.
- Three NCAA Elite Eight finishes. (2010, 2012 and 2013)
- Five Sweet 16 appearances. (2010, 2012, 2013, 2014, 2016)
- Led UK to its first SEC Regular Season Championship in 30 years during the 2011-12 season.
- Nine top-four finishes in the SEC in his 10 seasons.
- Four SEC Tournament title game appearances in the last six years. (2010, 2011, 2013, 2014)
- 132 consecutive appearances in the AP Top 25 poll from 2009-10 to 2016-17 (eighth longest streak in poll history.)
- School-record eight straight 20-win seasons.
- Compiled an impressive 152-34 (.817) mark at home (includes Rupp Arena), including a 132-21 (.862) over the last nine seasons.
- Led UK to a school-record 30 wins in 2012-13.
- Led UK to a school-record 13 SEC wins in 2011-12 and 2012-13.
- Sixteen NCAA Tournament wins.
- Forty-seven wins over ranked opponents, including 16 over top 10.
- Eight top-20 recruiting classes, including the nation's fifth-ranked class in 2009-10 and 2012-13 and 18th-ranked class in 2017-18.
- Has coached 18 All-Conference Performers, including two who were named SEC Player of the Year in Victoria Dunlap (twice) and A'dia Mathies (twice), two who were SEC Freshman of the Year winners in Keyla Snowden and Jennifer O'Neill (2014 and 2015).

ners in A'dia Mathies and Bria Goss, and two SEC (Co) 6th Women of the Year winners in Keyla Snowden and Jennifer O'Neill (2014 and 2015).

- A UK player won the AP SEC Player of the Year 4 straight years, the 1st SEC school to accomplish that feat.
- Under his leadership, 34 different players have been named to the SEC Academic Honor Roll, seven have been All-SEC Freshmen honorees, three were named All-Americans, including just the second State Farm/WBCA All-American in school history in Victoria Dunlap and one player (Chelsea Chowning) was named an Academic All-American, the first in school history.

- Five WNBA draft picks, including three in the first round - Dunlap was UK's first WNBA first round draft pick when she was chosen as the 11th overall pick in the 2011 WNBA Draft and A'dia Mathies was selected 10th overall by the Los Angeles Sparks in the 2013 draft. Last year, Evelyn Akhator became UK's highest ever pick when she went third overall to the Dallas Wings before Makayla Epps went 33rd overall to Chicago.

DID YOU KNOW?

- Coach Mitchell and his three brothers (David, Mark, Stephen) are all Eagle Scouts.
- Named an honorary Rotarian in the Lexington chapter in 2011.
- Has three daughters, Lacy Lea Arant, Saylor Rose and Presley Blue ... Lacy is a 2012 graduate of Mississippi State ... Daughter, Saylor Rose, is named after former Wildcat, Victoria Essence Rose Dunlap.
- Became a grandfather in October 2017 as Lacy and her husband Stephen had their first son.
- Used to be the lead singer of a band called "Coach Mitchell and the B Team" and is now the lead singer of "Matthew Mitchell and the Go Big Blue Band" which played prior to the football team's season opener at The New CWIS.
- Gave \$100,000 of his new seven-year contract (May, 2012) back to the University of Kentucky for academic purposes.
- In 2014, pledged \$1 million over the next 10 years to UK Athletics through the Mitchell Family Foundation.
- In 2016, Matthew and Jenna were presented the Community Service Award by the Urban League of Lexington.

Year	School	Pos.	Record	SEC	Postseason
17-18	Kentucky	Head Coach	9-11	1-5	n/a
16-17	Kentucky	Head Coach	22-11	11-5	NCAA Second Round/SEC Semifinals
15-16	Kentucky	Head Coach	25-8	10-6	NCAA Sweet 16/SEC Semifinals
14-15	Kentucky	Head Coach	24-10	10-6	NCAA Second Round/SEC Semifinals
13-14	Kentucky	Head Coach	26-9	10-6	NCAA Sweet 16/SEC Tournament Finals
12-13	Kentucky	Head Coach	30-6	13-3	NCAA Elite Eight/SEC Tournament Finals
11-12	Kentucky	Head Coach	28-7	13-3	NCAA Elite Eight/SEC Regular Season Champions
10-11	Kentucky	Head Coach	25-9	11-5	NCAA Second Round/SEC Tournament Finals
09-10	Kentucky	Head Coach	28-8	11-5	NCAA Elite Eight/SEC Tournament Finals
08-09	Kentucky	Head Coach	16-16	5-9	WNIT Second Round
07-08	Kentucky	Head Coach	17-16	8-6	WNIT Quarterfinals/SEC Tournament Semifinals
06-07	Morehead St.	Head Coach	14-16	-	Third-place OVC finish
05-06	Morehead St.	Head Coach	16-13	-	OVC Tournament Semifinals
04-05	Kentucky	Asst. Coach	18-16	-	WNIT final four
03-04	Kentucky	Asst. Coach	11-17	-	-
02-03	Florida	Asst. Coach	9-19	-	-
01-02	Florida	Asst. Coach	18-11	-	NCAA Tournament
2000-01	Florida	Asst. Coach	24-6	-	NCAA Tournament
1999-00	Tennessee	Grad. Asst.	33-4	-	NCAA Runner-up

MITCHELL VS. OPPONENTS

	UK	Overall
Alabama	11-2	11-2
Alabama A&M	2-0	2-0
Albany	1-0	1-0
Alcorn State	1-0	1-0
Appalachian State	1-0	1-0
Arizona State	1-1	1-1
Arkansas	11-1	11-1
Arkansas Pine-Bluff	2-0	2-0
Auburn	11-3	11-3
Austin Peay	4-1	4-1
Baylor	2-3	2-3
Belmont	2-0	2-0
Binghamton	1-0	1-0
Bradley	1-0	1-0
Boston	1-0	1-0
Butler	1-0	1-0
Cal	0-1	0-1
Centenary	1-0	1-0
Central Michigan	2-0	2-0
Chattanooga	1-0	1-0
Cincinnati	2-0	2-0
College of Charleston	1-0	1-0
Colorado	2-1	1-1
Connecticut	0-2	0-2
Dayton	1-1	1-1
Delaware	1-0	1-0
Delaware State	1-0	1-0
DePaul	2-0	2-0
Duke	2-4	2-4
East Tennessee State	1-1	1-1
Eastern Illinois	3-1	3-1
Eastern Kentucky	3-1	3-1
Eastern Michigan	1-0	1-1
Evansville	1-0	1-1
FGCU	0-1	0-1
Florida	12-4	12-5
Florida Atlantic	1-0	1-0
Florida A&M	1-0	1-0
Furman	1-0	1-0
Gardner-Webb	1-0	1-0
Georgia	9-8	9-8
Georgia Southern	1-0	1-0
George Washington	1-1	1-1
Gonzaga	1-0	1-0
Grambling State	1-0	2-0
Green Bay	1-0	1-0
Hampton	1-0	1-0
High Point	1-0	1-0
Illinois	0-1	0-1
IUPUI	1-0	1-1
Jackson State	1-0	1-0
Jacksonville State	1-0	4-1
James Madison	1-0	1-0
Kentucky Christian	1-0	1-0
Liberty	1-0	1-0
Lipscomb	2-0	2-0
Long Island	1-0	1-0
LSU	8-8	8-8
Louisville	6-5	6-5
Marist	2-0	2-0
Marshall	1-0	1-2
Marquette	0-1	0-1
McNeese State	2-0	2-0
Miami (Fla.)	1-1	1-1
Miami Ohio	4-0	4-0
Michigan	0-2	0-2
Michigan State	1-0	1-0
Middle Tennessee	6-3	6-3
Minnesota	0-1	0-1
Mississippi State	12-1	12-2
Mississippi Valley State	2-0	2-0
Missouri	5-1	5-1
Montana	1-0	1-0
Morehead State	8-0	8-0
Murray State	1-0	2-3
Navy	1-0	1-0
Nebraska	1-0	1-0
Nebraska Omaha	1-0	1-0
New Hampshire	1-0	1-0
Northeastern	1-0	1-0
Northern Kentucky	2-0	2-0
North Carolina	0-1	0-1
North Carolina A&T	1-0	1-0
Notre Dame	1-1	1-1
Ohio State	0-1	0-1
Oklahoma	3-1	3-1
Ole Miss	8-3	8-3
Old Dominion	0-1	0-1
Pepperdine	1-0	1-0
Pikeville College	1-0	1-0
Radford	1-0	1-0
Rice	1-0	1-0
Sacramento State	1-0	1-0
Samford	2-0	3-3
Sam Houston State	1-0	1-0
South Alabama	1-0	1-0
South Carolina	10-14	10-14
South Carolina-Upstate	2-0	2-0
South Florida	1-0	1-0
Southeast Missouri	1-0	1-3
Southern Miss	2-0	2-0
Syracuse	1-0	1-4
Tennessee	5-14	5-14
Tennessee-Chattanooga	2-0	2-0
Tennessee-Martin	2-0	2-0
Tennessee State	3-0	3-2
Tennessee Tech	2-0	3-4
Texas	0-1	0-1
Texas A&M	4-4	4-4
UC Santa Barbara	3-0	3-0
UNC Asheville	1-0	1-0
Vanderbilt	12-5	12-5
Virginia Tech	1-0	0-1
Wagner	1-0	1-0
Washington	0-1	0-1
Washington State	2-0	2-0
Western Kentucky	0-2	0-3
William & Mary	1-0	1-0
Wisconsin	0-1	0-1
Wright State	1-0	1-0
Wofford	1-0	1-0
Xavier	0-2	0-3
Yale	1-0	1-0
Total	250-111	280-140

MISCELLANEOUS STATS

LEADING SCORER

Taylor Murray	5
Maci Morris	12
Alyssa Rice	2
Tatyana Wyatt	1
Makenzie Cann	1

LEADING REBOUNDER

Makenzie Cann	3
Dorie Harrison	5
Maci Morris	2
Taylor Murray	3
Alyssa Rice	7
Tatyana Wyatt	2
Jaida Roper	1
KeKe McKinney	2

LEADER IN ASSISTS

Makenzie Cann	4
Dorie Harrison	2
Maci Morris	5
Taylor Murray	13
Kameron Roach	1
Jaida Roper	6

CHARGES DRAWN

Kentucky	30
Alyssa Rice	13
Tatyana Wyatt	2
Jaida Roper	5
Jessica Hardin	1
LaShae Halsel	1
Amanda Paschal	2
Taylor Murray	1
Maci Morris	4
KeKe McKinney	1
Opponents	5

10-SEC. BACKCOURT VIOLATION FORCED

Kentucky	1
Opponent	0

5-SEC. OUT-OF-BOUNDS CALLS FORCED

Kentucky	1
Opponent	1

SHOT CLOCK VIOLATIONS FORCED

Kentucky	6
Opponent	9

20-POINT SCORING GAMES

Maci Morris	5
Taylor Murray	2
Tatyana Wyatt	1

30-POINT SCORING GAMES

TBD	
-----	--

DOUBLE-FIGURE SCORING GAMES

Makenzie Cann	7
Taylor Murray	10
Maci Morris	16
Tatyana Wyatt	6
Dorie Harrison	2
Alyssa Rice	7
Jaida Roper	6
Amanda Paschal	2
KeKe McKinney	1

DOUBLE-FIGURE REBOUND GAMES

Makenzie Cann	3
Maci Morris	1
Taylor Murray	1
Alyssa Rice	3
Tatyana Wyatt	1

20-PLUS REBOUNDING GAMES

TBD	
-----	--

SEASON DOUBLE-DOUBLES

Makenzie Cann	2
Maci Morris	1
Taylor Murray	1
Alyssa Rice	2
Tatyana Wyatt	1

TECHNICAL FOULS

Kentucky	2
Matthew Mitchell	1
Jaida Roper	1
Opponent	1

UK'S FIRST SUBSTITUTION

Jaida Roper	12
Amanda Paschal	4
Dorie Harrison	3
Tatyana Wyatt	4
KeKe McKinney	4

FIRST TO SCORE

Makenzie Cann	3
Dorie Harrison	2
Taylor Murray	4
Alyssa Rice	5
Maci Morris	4
Tatyana Wyatt	2

JUMP BALLS CONTROLLED

Kentucky	9
Opponent	12

RUNS OF 10 OR BETTER

Kentucky	9
Opponent	10

LARGEST HALFTIME LEAD

vs. Evansville	32
----------------	----

LARGEST HALFTIME LEAD (SEC)

at Florida	2
------------	---

LARGEST HALFTIME DEFICIT

vs. Louisville	22
----------------	----

LARGEST HALFTIME DEFICIT (SEC)

vs. Tennessee	16
---------------	----

LARGEST UK LEAD

vs. Gardner-Webb	38
vs. Morehead State	38

LARGEST UK WIN

vs. Gardner-Webb	38
vs. Evansville	38

LARGEST UK WIN (SEC)

at Florida	3
------------	---

LARGEST UK DEFICIT

at Baylor	33
-----------	----

LARGEST UK DEFICIT (SEC)

vs. Tennessee	23
---------------	----

LARGEST UK LOSS

at Baylor	27
-----------	----

LARGEST UK LOSS (SEC)

vs. South Carolina	17
--------------------	----

MOST CONSECUTIVE POINTS

vs. Marshall	20
--------------	----

SPECIALTY STATS

PP - Points in the paint; POT - Points off turnovers; 2nd - Second-chance points; FB - Fast break points; BP - Bench points

Opponent	KENTUCKY/OPPONENT				
	PP	POT	2nd	FB	BP
vs. Sacramento State	48/40	18/9	17/7	0/0	36/11
vs. Gardner-Webb	42/8	17/6	15/2	8/0	28/0
at Montana	26/20	18/10	9/12	6/0	14/22
at Washington State	26/36	17/10	17/13	14/4	12/25
vs. Morehead State	28/28	20/10	11/16	2/0	33/13
vs. Marshall	32/18	17/2	18/2	0/0	14/7
at Baylor	12/46	17/22	12/11	0/4	19/31
vs. Tennessee Tech	36/24	19/10	21/5	2/4	36/10
vs. Evansville	60/24	31/2	22/3	8/2	46/12
at FGCU	40/28	18/18	16/5	8/7	15/22
at Miami	22/38	10/12	10/9	2/14	10/9
vs. Louisville	26/36	5/22	8/20	2/8	16/16
vs. Cal	16/20	13/17	19/8	0/8	20/1
at MTSU	20/18	14/20	2/10	6/2	18/10
vs. Tennessee	24/30	8/12	6/13	0/4	18/4
at Texas A&M	26/18	8/11	11/9	2/0	13/16
vs. Georgia	12/22	12/17	7/12	0/4	18/14
at Florida	22/18	11/17	13/9	6/2	23/4
at Vanderbilt	26/30	15/17	15/9	8/2	19/26
vs. South Carolina	28/42	23/15	17/7	8/8	13/34
Total	572/548	311/259	356/182	80/73	421/287

CLUTCH FREE THROWS - INDIVIDUAL/SEASON TOTALS

(final three minutes of regulation and overtime in a six-point game)

Player	FT-FTA	Pct.
Makenzie Cann	4-4	1.000
Maci Morris	5-6	.833
Alyssa Rice	4-6	.667
Paige Poffenberger	1-2	.500
TOTAL	14-18	.778

MOST CONSECUTIVE POINTS (SEC)

vs. Tennessee	7
at Florida	7
at Vanderbilt	7

MOST CONSECUTIVE OPP. POINTS

at Vanderbilt	15
---------------	----

MOST CONSECUTIVE OPP. PTS (SEC)

at Vanderbilt	15
---------------	----

LARGEST LEAD IN 1ST HALF

vs. Evansville	32
----------------	----

LARGEST DEFICIT IN 1ST HALF

vs. Louisville	22
----------------	----

LARGEST LEAD IN 2ND HALF

vs. Gardner-Webb	38
vs. Morehead State	38
vs. Evansville	38

LARGEST DEFICIT IN 2ND HALF

at Baylor	33
-----------	----

LARGEST LEAD IN LOSS

at MTSU	12
---------	----

LARGEST 1ST HALF DEFICIT IN WIN

at Washington State	11
---------------------	----

LARGEST 2ND HALF DEFICIT IN WIN

at Florida	7
------------	---

LARGEST 1ST HALF DEFICIT IN SEC WIN

at Florida	1
------------	---

LARGEST 2ND HALF DEFICIT IN SEC WIN

at Florida	7
------------	---

LONGEST WINNING STREAK

Nov. 10-Nov. 26	6
-----------------	---

LONGEST SEC WINNING STREAK

Jan. 11	1
---------	---

LONGEST LOSING STREAK

Dec. 8-Jan. 7.	8
----------------	---

LARGEST MEMORIAL COL. CROWD

vs. Louisville	5,871
----------------	-------

LARGEST HOME CROWD

vs. Tennessee (Rupp Arena)	8,921
----------------------------	-------

LARGEST ROAD CROWD

at Baylor	5,356
-----------	-------

LARGEST NEUTRAL CROWD

TBD	
-----	--

KENTUCKY WBB 2017-18 PLAYER BIOS

0

LaShae HASEL • 6-0 • FORWARD • JUNIOR

BOWLING GREEN, KY. (WARREN CENTRAL HS)



2017-18 (Junior)

- Has six points this season, and is 3-of-3 from the floor.
- Scored her first career points against Morehead State on Nov. 22, scoring two points with one rebound and one assist in three minutes of action.
- Recorded her first career assist vs. Gardner-Webb on Nov. 12.
- Saw three minutes of action in the season opener vs. Sacramento State, grabbing one defensive board.
- Physical post/wing that has worked hard to improve her game since walking on to the program in the fall of 2016.
- Saw action in seven games last season, recording four rebounds and one block in 12 minutes.

2017-18 Season Highs

POINTS:	2, 3x, last vs. Tennessee Tech, 12/03/17
FGM:	1, 3x, last vs. Tennessee Tech, 12/03/17
FGA:	1, 3x, last vs. Tennessee Tech, 12/03/17
FTM:	-
FTA:	-
3FGM:	-
3FGA:	-
O-REBOUNDS:	-
D-REBOUNDS:	1, 3x, last vs. Evansville, 12/05/17
TOTAL REBOUNDS:	1, 3x, last vs. Evansville, 12/05/17
ASSISTS:	1, twice, last vs. Morehead State, 11/22/17
BLOCKS:	-
STEALS:	-
MINUTES:	3, 4x, last vs. Tennessee Tech, 12/03/17

Career Highs

POINTS:	2, 3x, last vs. Tennessee Tech, 12/03/17
FGM:	1, 3x, last vs. Tennessee Tech, 12/03/17
FGA:	2 vs. Radford, 12/18/16
FTM:	-
FTA:	-
3FGM:	-
3FGA:	-
O-REBOUNDS:	2 vs. Radford, 12/18/16
D-REBOUNDS:	1, 5x, last vs. Evansville, 12/05/17
TOTAL REBOUNDS:	3 vs. Radford, 12/18/16
ASSISTS:	1, twice, last vs. Morehead State, 11/22/17
BLOCKS:	1 vs. Radford, 12/18/16
STEALS:	-
MINUTES:	3, 5x, last vs. Tennessee Tech, 12/03/17

HASEL'S 2017-18 Game-by-Game Statistics

Opponent	Min	FG-A	3PT-A	FT-A	O-D-T	PF	A	TO	BS	ST	PTS
vs. Sacramento St.	3	0-0	0-0	0-0	0-1-1	0	0	0	0	0	0
vs. Gardner-Webb	2	0-0	0-0	0-0	0-0-0	0	1	0	0	0	0
at Montana					DNP - Coach's Decision						
at Washington St.					DNP - Coach's Decision						
vs. Morehead St.	3	1-1	0-0	0-0	0-1-1	0	1	1	0	0	2
vs. Marshall	3	1-1	0-0	0-0	0-0-0	0	0	1	0	0	2
at Baylor					DNP - Coach's Decision						
vs. Tennessee Tech	3	1-1	0-0	0-0	0-0-0	0	0	0	0	0	2
vs. Evansville	2	0-0	0-0	0-0	0-1-1	0	0	0	0	0	0
at FGCU					DNP - Coach's Decision						
at Miami (Fla.)					DNP - Coach's Decision						
vs. Louisville					DNP - Coach's Decision						
vs. California					DNP - Coach's Decision						
at Middle Tennessee					DNP - Coach's Decision						
vs. Tennessee					DNP - Coach's Decision						
at TAMU					DNP - Coach's Decision						
vs Georgia					DNP - Coach's Decision						
at Florida					DNP - Coach's Decision						
at Vanderbilt					DNP - Coach's Decision						
vs. South Carolina					DNP - Coach's Decision						
vs. Alabama											
at Arkansas											
vs. Auburn											
vs. LSU											
at Missouri											
at Mississippi St.											
vs. Arkansas											
at South Carolina											
at Ole Miss											
vs. Mississippi St.											

* Started game

Extras

	17-18	Career
Scored 10+ Points	-	-
Scored 15+ Points	-	-
Scored 20+ Points	-	-
Made 3+ 3FG	-	-
Double-figure Rebounds	-	-
Double-doubles	-	-
3+ Assists	-	-
2+ Steals	-	-
Led UK in Scoring	-	-
Led UK in Rebounds	-	-
Led UK in Assists	-	-
Led UK in Steals	-	-
Led UK in Blocks	-	-

LaShae HASEL'S Career Stats

Year	GP-GS	MIN	FG-FGA	PCT	3FG-FGA	PCT	FT-FTA	PCT	OFF-DEF	TOT-AVG	PF-FO	A	TO	BLK	ST	PTS-AVG
2016-17	7-0	12-1.7	0-3	.000	0-0	.000	0-0	.000	2-2	4-0.6	1-0	0	0	1	0	0-0.0
2017-18	6-0	16-2.7	3-3	1.000	0-0	.000	0-0	.000	0-3	3-0.5	0-0	2	2	0	0	6-1.0
TOTAL	13-0	28-2.2	3-6	.500	0-0	.000	0-0	.000	2-5	7-0.5	1-0	2	2	1	0	6-0.5

KENTUCKY WBB 2017-18 PLAYER BIOS

2

PAIGE POFFENBERGER • 5-8 • GUARD • SOPHOMORE

MORGANTOWN, W.V.A. (MORGANTOWN HS)



2017-18 (Sophomore)

- Joined the team as a walk-on in the fall of 2016, and has been given more and more playing time due to her strong effort and hustle on the defensive end.
- Scored her first basket of the season against Marshall, adding one rebound and one steal.
- Hard-nosed player who prides herself in her defensive intensity.
- Played in 21 games during her freshman campaign, averaging 5.9 minutes per game.
- Scored 19 total points on the 2016-17 season with 15 rebounds and six steals.

2017-18 Season Highs

POINTS:	4 vs. Georgia, 01/07/18
FGM:	1, twice, last at MTSU, 12/28/17
FGA:	2, 4x, last vs. Georgia, 01/07/18
FTM:	4 vs. Georgia, 01/07/18
FTA:	4 vs. Georgia, 01/07/18
3FGM:	-
3FGA:	1, twice, last vs. Tennessee Tech, 12/03/17
O-REBOUNDS:	-
D-REBOUNDS:	2 vs. Georgia, 01/07/18
TOTAL REBOUNDS:	2 vs. Georgia, 01/07/18
ASSISTS:	1 at Montana, 11/16/17
BLOCKS:	-
STEALS:	2 at Vanderbilt, 01/15/18
MINUTES:	14 vs. Georgia, 01/07/18

Career Highs

POINTS:	5 vs. TAMU, 01/08/17
FGM:	2 vs. TAMU, 01/08/17
FGA:	5 vs. New Hampshire, 11/17/16
FTM:	4 vs. Georgia, 01/07/18
FTA:	4 vs. Georgia, 01/07/18
3FGM:	1, twice, last vs. TAMU, 01/08/17
3FGA:	2 vs. Missouri, 01/05/17
O-REBOUNDS:	1, twice, last vs. New Hampshire, 11/17/16
D-REBOUNDS:	4 at Alabama, 01/12/17
TOTAL REBOUNDS:	4 at Alabama, 01/12/17
ASSISTS:	1, twice, last at Montana, 11/16/17
BLOCKS:	-
STEALS:	3 vs. Vanderbilt, 02/05/17
MINUTES:	18 vs. Ole Miss, 01/26/17

Poffenberger's 2017-18 Game-by-Game Statistics

Opponent	Min	FG-A	3PT-A	FT-A	O-D-T	PF	A	TO	BS	ST	PTS
vs. Sacramento St.					DND - Concussion Protocol						
vs. Gardner-Webb					DND - Concussion Protocol						
at Montana	4	0-2	0-1	0-0	0-0-0	1	1	0	0	0	0
at Washington St.					DNP - Coach's Decision						
vs. Morehead St.	5	0-0	0-0	0-0	0-0-0	1	0	0	0	0	0
vs. Marshall	4	1-1	0-0	0-0	0-1-1	0	0	0	0	1	2
at Baylor					DNP - Coach's Decision						
vs. Tennessee Tech	9	0-1	0-1	0-0	0-0-0	1	0	0	0	0	0
vs. Evansville	6	0-2	0-0	0-0	0-0-0	0	0	0	0	0	0
at FGCU					DNP - Coach's Decision						
at Miami (Fla.)					DNP - Coach's Decision						
vs. Louisville					DNP - Coach's Decision						
vs. California					DNP - Coach's Decision						
at Middle Tennessee	5	1-2	0-0	0-1	0-0-0	1	0	0	0	0	2
vs. Tennessee					DNP - Coach's Decision						
at TAMU	9	0-0	0-0	2-2	0-0-0	2	0	0	0	0	2
vs Georgia	14	0-2	0-2	4-4	0-2-2	3	0	1	0	1	4
at Florida	3	0-0	0-0	1-2	0-1-1	0	0	1	0	0	1
at Vanderbilt	7	0-0	0-0	0-0	0-0-0	1	0	1	0	2	0
vs. South Carolina					DNP - Coach's Decision						
vs. Alabama											
at Arkansas											
vs. Auburn											
vs. LSU											
at Missouri											
at Mississippi St.											
vs. Arkansas											
at South Carolina											
at Ole Miss											
vs. Mississippi St.											

* Started game

Extras

	17-18	Career
Scored 10+ Points	-	-
Scored 15+ Points	-	-
Scored 20+ Points	-	-
Made 3+ 3FG	-	-
Double-figure Rebounds	-	-
Double-doubles	-	-
3+ Assists	-	-
2+ Steals	1	2
Led UK in Scoring	-	-
Led UK in Rebounds	-	-
Led UK in Assists	-	-
Led UK in Steals	-	-
Led UK in Blocks	-	-

Paige Poffenberger's Career Stats

Year	GP-GS	MIN	FG-FGA	PCT	3FG-FGA	PCT	FT-FTA	PCT	OFF-DEF	TOT-AVG	PF-FO	A	TO	BLK	ST	PTS-AVG
2016-17	21-0	123-5.9	7-19	.368	2-6	.333	3-4	.750	2-13	15-0.7	11-0	1	9	0	6	19-0.9
2017-18	10-0	66-6.6	2-10	.200	0-3	.000	7-9	.778	0-4	4-0.4	10-0	1	3	0	4	11-1.1
TOTAL	31-0	189-6.1	9-29	.310	2-9	.222	10-13	.769	2-17	19-0.6	21-0	2	12	0	10	30-1.0

KENTUCKY WBB 2017-18 PLAYER BIOS

3

KeKe McKinney • 6-1 • FORWARD • FRESHMAN

KNOXVILLE, TENN. (FULTON HS)



2017-18 (Freshman)

- Had a breakout game vs. No. 10 South Carolina, scoring a career-high 12 points and matching her career high with seven rebounds.
- Matched her career-high with nine points against Vanderbilt on Jan. 15.
- Made a season-high two 3s against Middle Tennessee on Dec. 28.
- Scored a season-high nine points on 4-of-5 shooting against Tennessee Tech on Dec. 3.
- Made her first career start at No. 9/9 Baylor.
- Played a season-high 23 minutes against Marshall, providing seven points and five rebounds.
- Against Morehead State on Nov. 22, added a team/career high three blocks.
- A four-star prospect by ESPN.com, which tabbed her the 88th overall player in the 2017 class, including the 17th best wing

- An impressive wing that led Fulton High School to a state tournament berth and 27 wins her senior season, averaging a double-double with over 16 points and 11 rebounds per game.
- All-around athlete that can play multiple positions and really defend the post or the perimeter.

2017-18 Season Highs

POINTS:	12 vs. South Carolina, 01/21/18
FGM:	5 vs. South Carolina, 01/21/18
FGA:	12 vs. South Carolina, 01/21/18
FTM:	2, twice, last at Vanderbilt, 01/15/18
FTA:	4 vs. Marshall, 11/26/17
3FGM:	2 at MTSU, 12/28/17
3FGA:	4 at MTSU, 12/28/17
O-REBOUNDS:	5, twice, last vs. South Carolina, 01/21/18
D-REBOUNDS:	4 at TAMU, 01/04/18
TOTAL REBOUNDS:	7, twice, last vs. South Carolina, 01/21/18
ASSISTS:	1, 7x, last vs. South Carolina, 01/21/18
BLOCKS:	3 vs. Morehead State, 11/22/17
STEALS:	2, twice, last at TAMU, 01/04/18
MINUTES:	32 vs. South Carolina, 01/21/18

Career Highs

POINTS:	12 vs. South Carolina, 01/21/18
FGM:	5 vs. South Carolina, 01/21/18
FGA:	12 vs. South Carolina, 01/21/18
FTM:	2, twice, last at Vanderbilt, 01/15/18
FTA:	4 vs. Marshall, 11/26/17
3FGM:	2 at MTSU, 12/28/17
3FGA:	4 at MTSU, 12/28/17
O-REBOUNDS:	5, twice, last vs. South Carolina, 01/21/18
D-REBOUNDS:	4 at TAMU, 01/04/18
TOTAL REBOUNDS:	7, twice, last vs. South Carolina, 01/21/18
ASSISTS:	1, 7x, last vs. South Carolina, 01/21/18
BLOCKS:	3 vs. Morehead State, 11/22/17
STEALS:	2, twice, last at TAMU, 01/04/18
MINUTES:	32 vs. South Carolina, 01/21/18

McKinney's 2017-18 Game-by-Game Statistics

Opponent	Min	FG-A	3PT-A	FT-A	O-D-T	PF	A	TO	BS	ST	PTS
vs. Sacramento St.	12	1-5	0-3	1-2	1-1-2	1	0	1	0	2	3
vs. Gardner-Webb	18	3-9	1-3	0-0	5-2-7	1	0	1	0	0	7
at Montana	15	0-2	0-1	0-0	0-2-2	4	1	0	0	1	0
at Washington St.	12	0-1	0-1	0-0	0-0-0	1	0	0	0	0	0
vs. Morehead St.	20	2-5	0-1	1-2	3-3-6	3	0	2	3	1	5
vs. Marshall	23	2-6	1-1	2-4	2-3-5	2	1	2	1	1	7
at Baylor	15*	0-2	0-1	0-0	0-1-1	2	1	0	0	0	0
vs. Tennessee Tech	21*	4-5	1-1	0-0	1-4-5	0	1	0	2	0	9
vs. Evansville	15*	1-4	0-2	0-0	3-1-4	2	1	2	0	0	2
at FGCU	5	0-2	0-0	0-0	0-0-0	1	0	1	0	0	0
at Miami (Fla.)	4	0-1	0-0	0-0	0-1-1	0	0	1	0	1	0
vs. Louisville	8	1-2	1-1	0-0	0-1-1	4	0	3	0	0	3
vs. California	15*	0-3	0-1	0-0	0-0-0	0	0	1	0	1	0
at Middle Tennessee	19*	2-4	2-4	2-2	0-2-2	2	0	2	0	0	8
vs. Tennessee	16*	0-5	0-2	0-0	0-0-0	0	1	3	1	1	0
at TAMU	22	1-4	0-2	0-0	1-4-5	3	0	1	0	2	2
vs. Georgia	20	1-6	1-3	0-0	0-2-2	2	0	2	1	1	3
at Florida	7	0-2	0-1	0-0	1-0-1	0	0	1	0	0	0
at Vanderbilt	26	3-6	1-3	2-2	3-3-6	3	0	2	0	1	9
vs. South Carolina	32*	5-12	1-3	1-1	5-2-7	3	1	2	2	1	12
vs. Alabama											
at Arkansas											
vs. Auburn											
vs. LSU											
at Missouri											
at Mississippi St.											
vs. Arkansas											
at South Carolina											
at Ole Miss											
vs. Mississippi St.											

* Started game

Extras

	17-18	Career
Scored 10+ Points	1	1
Scored 15+ Points	-	-
Scored 20+ Points	-	-
Made 3+ 3FG	-	-
Double-figure Rebounds	-	-
Double-doubles	-	-
3+ Assists	-	-
2+ Steals	1	1
Led UK in Scoring	-	-
Led UK in Rebounds	2	2
Led UK in Assists	-	-
Led UK in Steals	2	2
Led UK in Blocks	3	3

KeKe McKinney's Career Stats

Year	GP-GS	MIN	FG-FGA	PCT	3FG-FGA	PCT	FT-FTA	PCT	OFF-DEF	TOT-AVG	PF-FO	A	TO	BLK	ST	PTS-AVG
2017-18	20-7	324-16.2	26-86	.302	9-34	.265	9-13	.692	25-32	57-2.9	34-0	7	27	10	13	70-3.5
TOTAL	20-7	324-16.2	26-86	.302	9-34	.265	9-13	.692	25-32	57-2.9	34-0	7	27	10	13	70-3.5

KENTUCKY WBB 2017-18 PLAYER BIOS

4

MACI MORRIS • 6-0 • GUARD • JUNIOR

PINEVILLE, KY. (BELL COUNTY HS)



2017-18 (Junior)

- Has been battling a bruised knee bone since the Texas A&M game on Jan. 4.
- Morris leads UK with 15.6 points per game.
- Leads the team in 3s made this season with 41.
- Ranks 19th nationally (Div. I) and third in SEC in 3-point shooting percentage at 44.6 percent.
- Has scored 20 or more points in five games this season, after only having one game with 20+ points prior to this season.
- Is just 31 points away from entering UK's 1,000 point club.
- Led Kentucky with 19 points and a career-high four assists vs. No. 10 South Carolina.
- Matched a season-high 22 points to lead all scorers vs. No. 19 Texas A&M.
- Recorded 20 points on 8-of-9 shooting, including 4-of-5 from 3, in the win over Evansville.
- Added a game-high 16 points in just 17 minutes of action against Tennessee Tech.
- Posted her second 20+ point game of the season against No. 9/9 Baylor, scoring a season-high 22 points to go along with five rebounds.
- Went 5-of-8 from the 3-point line against Baylor, tying a career-high with five 3s made.
- Ranks No. 7 on Kentucky's list of all-time three pointers made with 141.
- Posted 20 points in the win at Washington State for her second career 20+ performance.
- Recorded her first career double-double vs. Gardner-Webb on Nov. 12, adding 10 points and a career-high 10 boards.

Morris' 2017-18 Game-by-Game Statistics

Opponent	Min	FG-A	3PT-A	FT-A	O-D-T	PF	A	TO	BS	ST	PTS
vs. Sacramento St.	16*	4-8	2-3	2-2	1-3-4	3	2	1	0	1	12
vs. Gardner-Webb at Montana	32*	4-13	0-5	2-2	1-9-10	2	4	2	3	1	10
at Washington St.	32*	7-16	3-6	3-4	2-4-6	2	1	4	0	1	20
vs. Morehead St.	23*	7-8	5-6	0-0	0-2-2	2	3	2	0	3	19
vs. Marshall at Baylor	28*	6-13	3-6	0-0	1-2-3	2	2	0	0	2	15
vs. Tennessee Tech	17*	7-17	5-8	3-6	0-5-5	2	0	3	0	0	22
vs. Evansville at FGCU	21*	6-7	2-2	2-2	1-5-6	2	2	1	3	1	16
at Miami (Fla.)	33*	8-9	4-5	0-0	0-2-2	1	3	0	2	0	20
vs. Louisville	33*	2-4	1-1	1-2	0-3-3	5	2	0	0	0	6
vs. California at Middle Tennessee	35*	7-22	2-8	2-2	2-5-7	3	1	4	1	2	18
vs. Tennessee	40*	6-13	1-3	3-4	0-5-5	1	0	4	1	0	16
at TAMU	34*	9-26	3-7	0-0	3-5-8	3	0	1	0	1	21
vs. Georgia at Florida	35*	5-12	0-3	3-3	0-4-4	2	3	2	0	2	13
at Vanderbilt	29*	6-14	3-8	3-3	0-2-2	4	0	1	0	3	18
vs. South Carolina	38*	9-18	2-6	2-2	0-3-3	2	4	4	0	0	22
vs. Alabama at Arkansas	21*	4-10	0-3	1-3	0-0-0	1	0	1	1	2	9
at Mississippi St.	20*	2-4	0-1	1-2	1-5-6	0	2	1	0	1	5
vs. Auburn											
at Missouri											
at Mississippi St.											
vs. Arkansas at South Carolina											
at Ole Miss											
vs. Mississippi St.											

* Started game

2017-18 Season Highs

POINTS:	22, twice, last at TAMU, 01/04/18
FGM:	9, twice, last at TAMU, 01/04/18
FGA:	26 vs. Cal, 12/21/17
FTM:	5 vs. South Carolina, 01/21/18
FTA:	6 at Baylor, 11/30/17
3FGM:	5, twice, last at Baylor, 11/30/17
3FGA:	8, 3x, last vs. Tennessee, 12/31/17
O-REBOUNDS:	3 vs. Cal, 12/21/17
D-REBOUNDS:	9 vs. Gardner-Webb, 11/12/17
TOTAL REBOUNDS:	10 vs. Gardner-Webb, 11/12/17
ASSISTS:	4, 3x, last vs. South Carolina, 01/21/18
BLOCKS:	3, twice, last vs. Tennessee Tech, 12/03/17
STEALS:	3, twice, last vs. Tennessee, 12/31/17
MINUTES:	40 vs. Louisville, 12/17/17

Career Highs

POINTS:	29 vs. Arizona St., 12/11/16
FGM:	9, 3x, last at TAMU, 01/04/18
FGA:	26 vs. Cal, 12/21/17
FTM:	9 vs. Arizona St., 12/11/16
FTA:	9 vs. Arizona St., 12/11/16
3FGM:	5, 4x, last at Baylor, 11/30/17
3FGA:	10 at Auburn, 01/22/17
O-REBOUNDS:	3, twice, last vs. Cal, 12/21/17
D-REBOUNDS:	9, twice, last vs. Gardner-Webb, 11/12/17
TOTAL REBOUNDS:	10 vs. Gardner-Webb, 11/12/17
ASSISTS:	4, 5x, last vs. South Carolina, 01/21/18
BLOCKS:	3, twice, last vs. Tennessee Tech, 12/03/17
STEALS:	3, twice, last vs. Tennessee, 12/31/17
MINUTES:	42 at Louisville, 12/04/16

Extras

	17-18	Career
Scored 10+ Points	16	54
Scored 15+ Points	13	24
Scored 20+ Points	5	6
Made 3+ 3FG	8	20
Double-figure Rebounds	1	1
Double-doubles	1	1
3+ Assists	6	17
2+ Steals	7	14
Led UK in Scoring	12	17
Led UK in Rebounds	2	4
Led UK in Assists	5	9
Led UK in Blocks	5	16

Maci Morris' Career Stats


Year	GP-GS	MIN	FG-FGA	PCT	3FG-FGA	PCT	FT-FTA	PCT	OFF-DEF	TOT-AVG	PF-FO	A	TO	BLK	ST	PTS-AVG
2015-16	33-33	820-24.8	101-254	.398	49-125	.392	30-35	.857	8-77	85-2.6	78-4	31	54	7	19	281-8.5
2016-17	33-33	1078-32.7	132-383	.345	53-164	.323	74-84	.881	13-78	91-2.8	90-2	52	83	20	20	391-11.8
2017-18	19-19	550-28.9	110-237	.464	41-92	.446	36-45	.800	12-67	79-4.2	44-1	35	35	12	22	297-15.6
TOTAL	85-85	2448-28.8	343-874	.392	143-381	.375	140-164	.854	33-222	255-3.0	212-7	118	172	39	61	969-11.4

KENTUCKY WBB 2017-18 PLAYER BIOS

12

AMANDA PASCHAL • 5-7 • GUARD • JUNIOR

BROOKLYN, N.Y. (GULF COAST STATE COLLEGE/CHIPLEY HS)



2017-18 (Junior)

- Came in clutch off the bench in the win over Florida, adding 12 points, 10 of which were in the second half.
- Made a career-high two 3s against the Gators.
- Matched a season-high three assists against No. 9/9 Baylor.
- Played a season-high 20 minutes against Morehead State, going 5-of-8 from the floor to score in double-digits for the first time with 11 points.
- Provided important minutes on both ends of the court against Washington State, posting a career-high eight points with a career-best three assists and three rebounds.
- Had four points, five rebounds and two dimes vs. GWU on Nov. 12.
- Added five points in 17 minutes of action in her Kentucky debut vs. Sacramento State.
- Experienced player that won a junior college national championship.

- Missed her second year of junior college with an injury, but came into summer workouts motivated and was able to participate in summer workouts.

2017-18 Season Highs

POINTS:	12 at Florida, 01/11/18
FGM:	5, twice, last at Florida, 01/11/18
FGA:	8, 3x, last at Vanderbilt, 01/15/18
FTM:	3 vs. Sacramento St., 11/10/17
FTA:	4 vs. Sacramento St., 11/10/17
3FGM:	2 at Florida, 01/11/18
3FGA:	3 at Florida, 01/11/18
O-REBOUNDS:	4 vs. Marshall, 11/26/17
D-REBOUNDS:	4 vs. Gardner-Webb, 11/12/17
TOTAL REBOUNDS:	5, twice, last vs. Marshall, 11/26/17
ASSISTS:	3, twice, last at Baylor, 11/30/17
BLOCKS:	-
STEALS:	2 at Florida, 01/11/18
MINUTES:	31 at Vanderbilt, 01/15/18

Career Highs

POINTS:	12 at Florida, 01/11/18
FGM:	5, twice, last at Florida, 01/11/18
FGA:	8, 3x, last at Vanderbilt, 01/15/18
FTM:	3 vs. Sacramento St., 11/10/17
FTA:	4 vs. Sacramento St., 11/10/17
3FGM:	2 at Florida, 01/11/18
3FGA:	3 at Florida, 01/11/18
O-REBOUNDS:	4 vs. Marshall, 11/26/17
D-REBOUNDS:	4 vs. Gardner-Webb, 11/12/17
TOTAL REBOUNDS:	5, twice, last vs. Marshall, 11/26/17
ASSISTS:	3, twice, last at Baylor, 11/30/17
BLOCKS:	-
STEALS:	2 at Florida, 01/11/18
MINUTES:	31 at Vanderbilt, 01/15/18

Paschal's 2017-18 Game-by-Game Statistics

Opponent	Min	FG-A	3PT-A	FT-A	O-D-T	PF	A	TO	BS	ST	PTS
vs. Sacramento St.	17	1-2	0-1	3-4	0-0-0	0	2	0	0	0	5
vs. Gardner-Webb	15	2-4	0-1	0-0	1-4-5	1	2	0	0	0	4
at Montana	8	0-2	0-1	0-0	0-1-1	1	1	1	0	0	0
at Washington St.	15	4-7	0-1	0-0	2-1-3	0	3	1	0	0	8
vs. Morehead St.	20	5-8	0-1	1-3	1-1-2	0	2	0	0	0	11
vs. Marshall	11	0-4	0-0	2-2	4-1-5	0	0	1	0	0	2
at Baylor	17	0-2	0-0	0-2	2-1-3	1	3	0	0	0	0
vs. Tennessee Tech	15	1-2	0-0	1-2	1-1-2	1	2	2	0	0	3
vs. Evansville	8	2-3	1-1	0-0	0-2-2	0	0	0	0	0	5
at FGCU	9	1-5	0-1	0-0	0-1-1	0	0	0	0	0	2
at Miami (Fla.)	20	1-3	0-1	2-2	1-1-2	3	1	0	0	1	4
vs. Louisville	4	0-1	0-0	1-2	0-0-0	1	0	0	0	0	1
vs. California				DNP - Coach's Decision							
at Middle Tennessee	10	1-2	0-0	0-0	0-2-2	1	0	0	0	0	2
vs. Tennessee				DNP - Coach's Decision							
at TAMU	3	0-1	0-0	0-0	0-0-0	0	0	1	0	0	0
vs Georgia	4	0-0	0-0	1-2	0-0-0	0	0	0	0	0	1
at Florida	21	5-8	2-3	0-0	0-0-0	1	1	1	0	2	12
at Vanderbilt	31	1-8	0-2	0-2	2-0-2	1	2	2	0	0	2
vs. South Carolina	4	0-0	0-0	0-0	1-0-1	0	0	0	0	0	0
vs. Alabama											
at Arkansas											
vs. Auburn											
vs. LSU											
at Missouri											
at Mississippi St.											
vs. Arkansas											
at South Carolina											
at Ole Miss											
vs. Mississippi St.											

* Started game

Extras

	17-18	Career
Scored 10+ Points	2	2
Scored 15+ Points	-	-
Scored 20+ Points	-	-
Double-figure Rebounds	-	-
Double-doubles	-	-
3+ Assists	2	2
2+ Steals	1	1
Led UK in Scoring	-	-
Led UK in Rebounds	-	-
Led UK in Assists	-	-
Led UK in Steals	-	-
Led UK in Blocks	-	-

Amanda Paschal's Career Stats

Year	GP-GS	MIN	FG-FGA	PCT	3FG-FGA	PCT	FT-FTA	PCT	OFF-DEF	TOT-AVG	PF-FO	A	TO	BLK	ST	PTS-AVG
2017-18	18-0	232-12.9	24-62	.387	3-13	.231	11-21	.524	15-16	31-1.7	11-0	19	9	0	3	62-3.4
TOTAL	18-0	232-12.9	24-62	.387	3-13	.231	11-21	.524	15-16	31-1.7	11-0	19	9	0	3	62-3.4

KENTUCKY WBB 2017-18 PLAYER BIOS

14

TATYANA WYATT • 6-2 • FORWARD • FRESHMAN

COLUMBUS, GA. (COLUMBUS HS)



2017-18 (Freshman)

- Is third on the team in scoring, averaging 8.1 points per game.
- Made her third career start at Florida, adding six points and a career-high six defensive rebounds.
- Had a career-high five defensive boards vs. No. 7 Tennessee.
- Added 10 points vs. No. 24 Cal on Dec. 21.
- Scored in double figures for the fifth time this season against No. 3 Louisville, adding 10 points.
- Made her first career start against FGCU, playing a season-high 20 minutes, scoring 11 points with eight rebounds.
- Recorded her first career double-double against Evansville with 20 points and 10 rebounds.
- The first player on the team to record a 20-10 game this season.

- Played a then-season-high 16 minutes against Tennessee Tech, adding 12 points on 6-of-9 shooting.
- Recorded a career-high and team-high three blocks in the win over Tennessee Tech.
- Sat out five games due to concussion protocol at the beginning of the season, and made her return to the court vs. No. 9 Baylor.
- Made one 3-pointer and grabbed a season-high four rebounds at Baylor.
- Added 13 points in just 15 minutes of play in her collegiate debut vs. Sacramento State, going 5-of-6 from the floor, and 2-of-3 from the charity stripe in the contest.
- Was the highest-scoring newcomer in Kentucky's season opener.

Wyatt's 2017-18 Game-by-Game Statistics

Opponent	Min	FG-A	3PT-A	FT-A	O-D-T	PF	A	TO	BS	ST	PTS
vs. Sacramento St.	15	5-6	1-2	2-3	0-2-2	2	0	1	0	1	13
vs. Gardner-Webb					DND - Concussion Protocol						
at Montana					DND - Concussion Protocol						
at Washington St.					DND - Concussion Protocol						
vs. Morehead St.					DND - Concussion Protocol						
vs. Marshall					DND - Concussion Protocol						
at Baylor	13	1-7	1-3	0-2	3-1-4	4	0	2	0	0	3
vs. Tennessee Tech	16	6-9	0-1	0-1	2-1-3	3	2	2	3	0	12
vs. Evansville	19	8-11	1-2	3-4	8-2-10	0	0	2	1	1	20
at FGCU	20*	5-12	0-2	1-1	5-3-8	4	1	4	1	1	11
at Miami (Fla.)	20*	2-8	2-4	0-0	1-1-2	2	0	1	0	0	6
vs. Louisville	19	3-6	1-2	3-4	0-2-2	2	0	0	0	0	10
vs. California	23	3-7	2-3	2-2	4-2-6	4	1	1	0	1	10
at Middle Tennessee	22	2-4	1-3	4-4	0-2-2	3	1	2	1	0	9
vs. Tennessee	18	2-5	0-1	0-0	1-5-6	0	0	0	0	1	4
at TAMU	12	2-2	0-0	2-2	0-1-1	1	0	0	0	0	6
vs. Georgia	10	0-4	0-0	2-4	0-1-1	1	0	1	1	0	2
at Florida	33*	3-11	0-2	0-0	0-6-6	2	0	2	0	0	6
at Vanderbilt	18*	1-8	0-1	0-0	0-4-4	5	0	1	0	1	2
vs. South Carolina					DND - Concussion Protocol						
vs. Alabama											
at Arkansas											
vs. Auburn											
vs. LSU											
at Missouri											
at Mississippi St.											
vs. Arkansas											
at South Carolina											
at Ole Miss											
vs. Mississippi St.											

* Started game

2017-18 Season Highs

POINTS:	20 vs. Evansville, 12/05/17
FGM:	8 vs. Evansville, 12/05/17
FGA:	12 at FGCU, 12/08/17
FTM:	4 at MTSU, 12/28/17
FTA:	4, 4x, last vs. Georgia, 01/07/18
3FGM:	2, twice, last vs. Cal, 12/21/17
3FGA:	4 at Miami, 12/10/17
O-REBOUNDS:	8 vs. Evansville, 12/05/17
D-REBOUNDS:	6 at Florida, 01/11/18
TOTAL REBOUNDS:	10 vs. Evansville, 12/05/17
ASSISTS:	2 vs. Tennessee Tech, 12/03/17
BLOCKS:	3 vs. Tennessee Tech, 12/03/17
STEALS:	1, 6x, last at Vanderbilt, 01/15/18
MINUTES:	33 at Florida, 01/11/18

Career Highs

POINTS:	20 vs. Evansville, 12/05/17
FGM:	8 vs. Evansville, 12/05/17
FGA:	12 at FGCU, 12/08/17
FTM:	4 at MTSU, 12/28/17
FTA:	4, 4x, last vs. Georgia, 01/07/18
3FGM:	2, twice, last vs. Cal, 12/21/17
3FGA:	4 at Miami, 12/10/17
O-REBOUNDS:	8 vs. Evansville, 12/05/17
D-REBOUNDS:	5 vs. Tennessee, 12/31/17
TOTAL REBOUNDS:	10 vs. Evansville, 12/05/17
ASSISTS:	2 vs. Tennessee Tech, 12/03/17
BLOCKS:	3 vs. Tennessee Tech, 12/03/17
STEALS:	1, 6x, last at Vanderbilt, 01/15/18
MINUTES:	33 at Florida, 01/11/18

Extras

	17-18	Career
Scored 10+ Points	6	6
Scored 15+ Points	1	1
Scored 20+ Points	1	1
Made 3+ 3FG	-	-
Double-figure Rebounds	1	1
Double-doubles	1	1
3+ Assists	-	-
2+ Steals	-	-
Led UK in Scoring	1	1
Led UK in Rebounds	2	2
Led UK in Assists	-	-
Led UK in Steals	1	1
Led UK in Blocks	2	2

Tatyana Wyatt's Career Stats

Year	GP-GS	MIN	FG-FGA	PCT	3FG-FGA	PCT	FT-FTA	PCT	OFF-DEF	TOT-AVG	PF-FO	A	TO	BLK	ST	PTS-AVG
2017-18	14-4	258-18.4	43-100	.430	9-26	.346	19-27	.704	24-33	57-4.1	33-1	5	19	7	6	114-8.1
TOTAL	14-4	258-18.4	43-100	.430	9-26	.346	19-27	.704	24-33	57-4.1	33-1	5	19	7	6	114-8.1

KENTUCKY WBB 2017-18 PLAYER BIOS

15

JESSICA HARDIN • 5-8 • GUARD • R-SENIOR

MONTICELLO, KY. (BELLARMINE/WAYNE COUNTY HS)



2017-18 (Redshirt-Senior)

- Scored three points vs. Morehead State on 1-of-2 3-point shooting.
- Added one 3-pointer and one assist in the win over GWU.
- Played five minutes with one assist in UK's 2017-18 season opener.
- Former Kentucky high school standout that played at Bellarmine her freshman season before transferring to UK to focus on academics.
- Walked on the team during the summer of 2016 and impressed the coaches with her work ethic and skill and was awarded a scholarship at the end of summer workouts.
- Played in 16 games with 12.3 minutes per game in 2016-17, missing significant time after non-conference play due to a concussion.
- Led the Wildcats in 3-point percentage last season, going 12-of-33 from long range.

2017-18 Season Highs

POINTS:	3, 3x, last vs. Tennessee Tech, 12/03/17
FGM:	1, 3x, last vs. Tennessee Tech, 12/03/17
FGA:	3 vs. Morehead State, 11/22/17
FTM:	1 vs. Evansville, 12/05/17
FTA:	2 vs. Evansville, 12/05/17
3FGM:	1, 3x, last vs. Tennessee Tech, 12/03/17
3FGA:	2, 4x, last vs. Tennessee Tech, 12/03/17
O-REBOUNDS:	-
D-REBOUNDS:	1, 4x, last at Miami, 12/10/17
TOTAL REBOUNDS:	1, 4x, last at Miami, 12/10/17
ASSISTS:	1, 3x, last vs. Marshall, 11/26/17
BLOCKS:	-
STEALS:	1 vs. Tennessee Tech, 12/03/17
MINUTES:	8 at Montana, 11/16/17

Career Highs

POINTS:	19 vs. Quincy, 02/06/14
FGM:	7 vs. Quincy, 02/06/14
FGA:	14, 3x, last vs. Maryville, 03/02/14
FTM:	6, vs. North Alabama, 11/17/13
FTA:	7 vs. Truman State, 02/08/14
3FGM:	5, 3x, last vs. Quincy, 02/06/14
3FGA:	11, at Maryville, 03/02/14
O-REBOUNDS:	5, vs. William Jewell, 01/03/14
D-REBOUNDS:	5, vs. Missouri-St. Louis, 02/13/14
TOTAL REBOUNDS:	7, 2x, last vs. Missouri-St. Louis, 02/13/14
ASSISTS:	3, vs. Indianapolis, 02/22/14
BLOCKS:	1, 4x, last vs. Missouri-St. Louis, 02/13/14
STEALS:	3, vs. Kentucky State, 11/24/13
MINUTES:	29, vs. Southern Indiana, 01/2014

Hardin's 2017-18 Game-by-Game Statistics

Opponent	Min	FG-A	3PT-A	FT-A	O-D-T	PF	A	TO	BS	ST	PTS
vs. Sacramento St.	5	0-0	0-0	0-0	0-0-0	0	1	1	0	0	0
vs. Gardner-Webb	7	1-2	1-2	0-0	0-1-1	1	1	0	0	0	3
at Montana	8	0-2	0-1	0-0	0-0-0	0	0	0	0	0	0
at Washington St.	3	0-2	0-2	0-0	0-0-0	1	0	0	0	1	0
vs. Morehead St.	6	1-3	1-2	0-0	0-1-1	1	0	0	0	0	3
vs. Marshall	7	0-1	0-1	0-0	0-0-0	0	1	0	0	0	0
at Baylor					DNP - Coach's Decision						
vs. Tennessee Tech	6	1-2	1-2	0-0	0-1-1	1	0	1	0	1	3
vs. Evansville	6	0-1	0-1	1-2	0-0-0	0	0	0	0	0	1
at FGCU					DNP - Coach's Decision						
at Miami (Fla.)	3	0-0	0-0	0-0	0-1-1	0	0	0	0	0	0
vs. Louisville					DNP - Coach's Decision						
vs. California					DNP - Coach's Decision						
at Middle Tennessee					DNP - Coach's Decision						
vs. Tennessee					DNP - Coach's Decision						
at TAMU					DNP - Coach's Decision						
vs Georgia					DNP - Coach's Decision						
at Florida					DNP - Coach's Decision						
at Vanderbilt					DNP - Coach's Decision						
vs. South Carolina					DNP - Coach's Decision						
vs. Alabama											
at Arkansas											
vs. Auburn											
vs. LSU											
at Missouri											
at Mississippi St.											
vs. Arkansas											
at South Carolina											
at Ole Miss											
vs. Mississippi St.											

* Started game

Extras

	17-18	Career
Scored 10+ Points	-	12
Scored 15+ Points	-	4
Scored 20+ Points	-	-
Made 3+ 3FG	-	10
Double-figure Rebounds	-	-
Double-doubles	-	-
3+ Assists	-	1
2+ Steals	-	4
Led UK in Scoring	-	-
Led UK in Rebounds	-	-
Led UK in Assists	-	-
Led UK in Steals	-	1
Led UK in Blocks	-	1

Jessica Hardin's Career Stats

Year	GP-GS	MIN	FG-FGA	PCT	3FG-FGA	PCT	FT-FTA	PCT	OFF-DEF	TOT-AVG	PF-FO	A	TO	BLK	ST	PTS-AVG
2013-14*	26-16	535-20.5	80-217	.369	52-140	.371	37-54	.685	28-45	73-2.8	74-2	23	33	4	20	249-9.6
2016-17	16-0	196-12.3	15-52	.288	12-33	.364	7-9	.778	7-14	21-1.3	19-0	5	2	1	2	49-3.1
2017-18	9-0	51-5.7	3-13	.231	3-11	.273	1-2	.500	0-4	4-0.4	4-0	3	2	0	2	10-1.1
TOTAL	51-16	782-15.3	98-282	.348	67-184	.364	45-65	.692	35-63	98-1.9	97-2	31	37	5	24	308-6.0

* at Bellarmine

KENTUCKY WBB 2017-18 PLAYER BIOS

20

DORIE HARRISON • 6-3 • CENTER • FRESHMAN

NASHVILLE, TENN. (HILLSBORO HS)



2017-18 (Freshman)

- Scored a career-high 11 points vs. No. 10 South Carolina, the first time she'd scored in double figures since UK's season opener.
- Matched her career high with nine rebounds vs. Georgia.
- Had a career-high five blocks against Evansville.
- Led UK in rebounds for the third time this season against Tennessee Tech, grabbing a season-high five offensive boards and seven total.
- Was Kentucky's leading rebounder at No. 9 Baylor, grabbing seven boards.
- Had five points and three boards in just 12 minutes of play vs. Morehead State.
- Had five points with five rebounds vs. GWU on Nov. 12.
- Earned the starting spot in her regular season debut for Kentucky.
- Was just one rebound shy of a double-double vs. Sacramento State, posting 10 points and nine boards in her freshman debut.

- Scored all 10 of her points vs. Sacramento State in the second half.

2017-18 Season Highs

POINTS:	11 vs. South Carolina, 01/21/18
FGM:	4, 4x, last vs. South Carolina, 01/21/18
FGA:	12, twice, last vs. Tennessee Tech, 12/03/17
FTM:	3 vs. South Carolina, 01/21/18
FTA:	6 vs. Evansville, 12/05/17
3FGM:	-
3FGA:	-
O-REBOUNDS:	5 vs. Tennessee Tech, 12/03/17
D-REBOUNDS:	7 vs. Sacramento St., 11/10/17
TOTAL REBOUNDS:	9 vs. Sacramento St., 11/10/17
ASSISTS:	3 vs. Sacramento St., 11/10/17
BLOCKS:	5 vs. Evansville, 12/05/17
STEALS:	2 at Vanderbilt, 01/15/18
MINUTES:	30 vs. South Carolina, 01/21/18

Career Highs

POINTS:	11 vs. South Carolina, 01/21/18
FGM:	4, 4x, last vs. South Carolina, 01/21/18
FGA:	12, twice, last vs. Tennessee Tech, 12/03/17
FTM:	3 vs. South Carolina, 01/21/18
FTA:	6 vs. Evansville, 12/05/17
3FGM:	-
3FGA:	-
O-REBOUNDS:	5 vs. Tennessee Tech, 12/03/17
D-REBOUNDS:	7 vs. Sacramento St., 11/10/17
TOTAL REBOUNDS:	9 vs. Sacramento St., 11/10/17
ASSISTS:	3 vs. Sacramento St., 11/10/17
BLOCKS:	5 vs. Evansville, 12/05/17
STEALS:	2 at Vanderbilt, 01/15/18
MINUTES:	30 vs. South Carolina, 01/21/18

Harrison's 2017-18 Game-by-Game Statistics

Opponent	Min	FG-A	3PT-A	FT-A	O-D-T	PF	A	TO	BS	ST	PTS
vs. Sacramento St.	20*	4-11	0-0	2-5	2-7-9	3	3	2	1	0	10
vs. Gardner-Webb	21*	2-12	0-0	1-2	4-1-5	1	0	0	0	0	5
at Montana	26*	4-8	0-0	1-2	3-5-8	0	1	2	0	0	9
at Washington St.	14*	2-5	0-0	0-0	1-3-4	2	0	3	0	1	4
vs. Morehead St.	12*	2-4	0-0	1-2	0-3-3	5	2	2	1	0	5
vs. Marshall	14*	0-6	0-0	1-2	1-2-3	2	1	2	0	1	1
at Baylor	14	1-6	0-0	2-4	3-4-7	1	1	1	1	0	4
vs. Tennessee Tech	15	3-12	0-0	1-2	5-2-7	2	1	3	0	0	7
vs. Evansville	17	2-4	0-0	2-6	0-3-3	2	1	1	5	0	6
at FGCU	3	1-3	0-0	0-0	0-0-0	2	0	0	0	0	2
at Miami (Fla.)	5	1-3	0-0	0-0	0-0-0	3	0	0	0	0	2
vs. Louisville	4	1-2	0-0	0-0	0-0-0	0	0	0	0	0	2
vs. California	5	2-4	0-0	0-0	3-0-3	0	0	1	0	0	4
at Middle Tennessee	7	0-2	0-0	1-2	1-0-1	4	0	1	1	0	1
vs. Tennessee	17	4-9	0-0	1-1	0-1-1	0	0	1	1	0	9
at TAMU	9*	2-3	0-0	0-0	1-2-3	4	0	1	0	0	4
vs. Georgia	25*	2-11	0-0	1-2	4-5-9	2	2	4	0	1	5
at Florida	22	3-7	0-0	1-2	1-4-5	1	2	2	0	0	7
at Vanderbilt	22	3-7	0-0	0-0	2-3-5	1	0	2	2	2	6
vs. South Carolina	30	4-11	0-0	3-5	3-4-7	3	0	3	1	1	11
vs. Alabama											
at Arkansas											
vs. Auburn											
vs. LSU											
at Missouri											
at Mississippi St.											
vs. Arkansas											
at South Carolina											
at Ole Miss											
vs. Mississippi St.											

* Started game

Extras

	17-18	Career
Scored 10+ Points	2	2
Scored 15+ Points	-	-
Scored 20+ Points	-	-
Made 3+ 3FG	-	-
Double-figure Rebounds	-	-
Double-doubles	-	-
3+ Assists	1	1
2+ Steals	1	1
Led UK in Scoring	-	-
Led UK in Rebounds	5	5
Led UK in Assists	2	2
Led UK in Steals	-	-
Led UK in Blocks	5	5

Dorie Harrison's Career Stats

Year	GP-GS	MIN	FG-FGA	PCT	3FG-FGA	PCT	FT-FTA	PCT	OFF-DEF	TOT-AVG	PF-FO	A	TO	BLK	ST	PTS-AVG
2017-18	20-8	302-15.1	43-130	.331	0-0	.000	18-37	.486	34-49	83-4.2	38-1	14	31	13	6	104-5.2
TOTAL	20-8	302-15.1	43-130	.331	0-0	.000	18-37	.486	34-49	83-4.2	38-1	14	31	13	6	104-5.2

KENTUCKY WBB 2017-18 PLAYER BIOS

21

OGECHI ANYAGALIGBO • 6-1 • FORWARD • JUNIOR

MIAMI, FLA. (STONY BROOK/MIAMI COUNTRY DAY)



2017-18 (Junior)

- Sustained a torn ACL in her left knee during the exhibition vs. Southern Indiana and will miss the entire 2017-18 season.
- Transfer from Stony Brook that had to sit out last season due to NCAA transfer rules, but practiced with the team.
- Was named the America East Conference Rookie of the Year last season at Stony Brook after averaging 10.1 points and 9.0 rebounds per game.

2017-18 Season Highs

POINTS:	-
FGM:	-
FGA:	-
FTM:	-
FTA:	-
3FGM:	-
3FGA:	-
O-REBOUNDS:	-
D-REBOUNDS:	-
TOTAL REBOUNDS:	-
ASSISTS:	-
BLOCKS:	-
STEALS:	-
MINUTES:	-

Career Highs

POINTS:	23 vs. LIU, 12/21/15
FGM:	10 vs. LIU, 12/21/15
FGA:	16 vs. LIU, 12/21/15
FTM:	4 vs. Hartford, 03/05/16
FTA:	6 vs. Syracuse, 12/06/15
3FGM:	-
3FGA:	-
O-REBOUNDS:	5, 2x, last vs. Hartford, 12/30/15
D-REBOUNDS:	16 vs. Wagner, 12/18/15
TOTAL REBOUNDS:	19 vs. Wagner, 12/18/15
ASSISTS:	3 vs. UMBC, 01/13/16
BLOCKS:	4 vs. New Hampshire, 1/16/16
STEALS:	3 vs. New Hampshire, 1/16/16
MINUTES:	39 vs. St. Bonaventure, 12/01/15

Anyagaligbo's 2017-18 Game-by-Game Statistics

Opponent	Min	FG-A	3PT-A	FT-A	O-D-T	PF	A	TO	BS	ST	PTS
vs. Sacramento St.											
vs. Gardner-Webb											
at Montana											
at Washington St.											
vs. Morehead St.											
vs. Marshall											
at Baylor											
vs. Tennessee Tech											
vs. Evansville											
at FGCU											
at Miami (Fla.)											
vs. Louisville											
vs. California											
at Middle Tennessee											
vs. Tennessee											
at TAMU											
vs Georgia											
at Florida											
at Vanderbilt											
vs. South Carolina											
vs. Alabama											
at Arkansas											
vs. Auburn											
vs. LSU											
at Missouri											
at Mississippi St.											
vs. Arkansas											
at South Carolina											
at Ole Miss											
vs. Mississippi St.											

* Started game

Extras

	17-18	Career
Scored 10+ Points	-	16
Scored 15+ Points	-	4
Scored 20+ Points	-	1
Made 3+ 3FG	-	-
Double-figure Rebounds	-	12
Double-doubles	-	9
3+ Assists	-	-
2+ Steals	-	7
Led UK in Scoring	-	-
Led UK in Rebounds	-	-
Led UK in Assists	-	-
Led UK in Steals	-	-
Led UK in Blocks	-	-

Ogechi Anyagaligbo's Career Stats

Year	GP-GS	MIN	FG-FGA	PCT	3FG-FGA	PCT	FT-FTA	PCT	OFF-DEF	TOT-AVG	PF-FO	A	TO	BLK	ST	PTS-AVG
2015-16*	32-31	916-28.6	135-243	.556	0-0	.000	54-89	.607	75-214	289-9.0	81-2	23	81	41	26	324-10.1
2016-17									DNP - Transfer							
2017-18									DNP - Torn ACL							
TOTAL	32-31	916-28.6	135-243	.556	0-0	.000	54-89	.607	75-214	289-9.0	81-2	23	81	41	26	324-10.1

* at Stony Brook

KENTUCKY WBB 2017-18 PLAYER BIOS

22

MAKENZIE CANN • 6-1 • GUARD • SENIOR

LAWRENCEBURG, KY. (CINCINNATI/ANDERSON COUNTY HS)



2017-18 (Senior)

- Led Kentucky in scoring with 10 points against Georgia.
- Went 4-of-8 from beyond the arc vs. No. 19 Texas A&M, adding 14 points for UK.
- Matched her career high with 10 rebounds against FGCU.
- Is second on the team in 3-pointers made this season with 31.
- Leads UK in free throw percentage, having gone 15-of-16 (.938) from the line.
- Recorded her first career double-double in the win over Washington State, adding 15 points and a career-high 10 rebounds.
- Followed that with her second consecutive double-double, matching her 15 and 10 line.
- Also had a career-high five assist in the win over Morehead State.
- Went 3-of-9 from beyond the arc against WSU and went 4-of-4 from the charity stripe in the final three minutes of the game to ice it.

- Was 3-of-5 from long range in the win over Morehead State.
- Kentucky's second-highest scoring performer in the season opening win, adding 17 points on 4-of-6 3-point shooting.
- Tied a career high vs. Sacramento State with three offensive boards.
- Her 17 points vs. Sacramento State marked her highest point production since Nov. 17 of last season, where she scored a career-high 20 points vs. New Hampshire.

2017-18 Season Highs

POINTS:	17 vs. Sacramento St., 11/10/17
FGM:	6 vs. Sacramento St., 11/10/17
FGA:	13 at TAMU, 01/04/18
FTM:	4, twice, last vs. Georgia, 01/07/18
FTA:	4, twice, last vs. Georgia, 01/07/18
3FGM:	4, twice, last at TAMU, 01/04/18
3FGA:	9 at Washington State, 11/19/17
O-REBOUNDS:	4 vs. Gardner-Webb, 11/12/17
D-REBOUNDS:	9 at Washington State, 11/19/17
TOTAL REBOUNDS:	10, 3x, last at FGCU, 12/08/17
ASSISTS:	6 vs. Evansville, 12/05/17
BLOCKS:	1, twice, last at Baylor, 11/30/17
STEALS:	2, 3x, last at Vanderbilt, 01/15/18
MINUTES:	38 at FGCU, 12/08/17

Career Highs

POINTS:	23 vs. UCF, 03/06/15
FGM:	6, 4x, last vs. Sacramento St., 11/10/17
FGA:	13 at TAMU, 01/04/18
FTM:	5, twice, last vs. UCF, 03/06/15
FTA:	6 vs. UCF, 03/06/15
3FGM:	6, twice, last vs. New Hampshire, 11/17/16
3FGA:	12 vs. USF, 02/07/15
O-REBOUNDS:	4 vs. Gardner-Webb, 11/12/17
D-REBOUNDS:	9 at Washington State, 11/19/17
TOTAL REBOUNDS:	10, 3x, last at FGCU, 12/08/17
ASSISTS:	6 vs. Evansville, 12/05/17
BLOCKS:	1, 9x, last at Baylor, 11/30/17
STEALS:	5 at Duke, 12/29/16
MINUTES:	45 at Louisville, 12/04/16

Cann's 2017-18 Game-by-Game Statistics

Opponent	Min	FG-A	3PT-A	FT-A	O-D-T	PF	A	TO	BS	ST	PTS
vs. Sacramento St.	29*	6-9	4-6	1-1	3-3-6	1	1	2	0	0	17
vs. Gardner-Webb	24*	4-7	2-4	0-0	4-3-7	1	0	1	1	1	10
at Montana	23*	2-5	2-5	0-0	0-0-0	4	2	1	0	2	6
at Washington St.	37*	4-10	3-9	4-4	1-9-10	0	3	0	0	1	15
vs. Morehead St.	29*	5-8	3-5	2-2	2-8-10	1	5	2	1	1	15
vs. Marshall	27*	3-6	1-3	0-0	1-3-4	0	3	0	0	0	7
at Baylor	33*	4-8	2-3	0-0	1-0-1	1	0	3	1	0	10
vs. Tennessee Tech	19*	3-6	1-4	1-1	0-1-1	2	2	0	0	0	8
vs. Evansville	27*	3-7	1-3	0-0	0-2-2	2	6	0	0	0	7
at FGCU	38*	1-6	0-3	0-0	2-8-10	0	2	1	0	2	2
at Miami (Fla.)	33*	0-6	0-4	1-2	2-2-4	5	2	2	0	1	1
vs. Louisville	28*	2-4	2-3	0-0	0-0-0	2	1	1	0	0	6
vs. California	20*	1-5	1-5	0-0	1-1-2	1	0	1	0	0	3
at Middle Tennessee	22*	1-6	0-3	0-0	0-1-1	0	3	1	0	1	2
vs. Tennessee	24*	1-8	1-7	0-0	0-1-1	0	2	2	0	0	3
at TAMU	29*	4-13	4-8	2-2	0-0-0	0	4	1	0	0	14
vs Georgia	34*	2-8	2-6	4-4	0-5-5	2	0	2	0	0	10
at Florida	15*	1-2	1-1	0-0	0-0-0	0	1	0	0	0	3
at Vanderbilt	15*	0-3	0-3	0-0	0-1-1	1	0	0	0	2	0
vs. South Carolina	36*	1-7	1-5	0-0	0-2-2	1	0	1	0	1	3
vs. Alabama											
at Arkansas											
vs. Auburn											
vs. LSU											
at Missouri											
at Mississippi St.											
vs. Arkansas											
at South Carolina											
at Ole Miss											
vs. Mississippi St.											

* Started game

Extras

	17-18	Career
Scored 10+ Points	7	22
Scored 15+ Points	3	7
Scored 20+ Points	-	2
Made 3+ 3FG	4	14
Double-figure Rebounds	3	3
Double-doubles	2	2
3+ Assists	6	16
2+ Steals	3	7
Led UK in Scoring	1	2
Led UK in Rebounds	3	3
Led UK in Assists	4	6
Led UK in Steals	2	7
Led UK in Blocks	1	3

Makenzie Cann's Career Stats

Year	GP-GS	MIN	FG-FGA	PCT	3FG-FGA	PCT	FT-FTA	PCT	OFF-DEF	TOT-AVG	PF-FO	A	TO	BLK	ST	PTS-AVG
2014-15*	31-1	710-22.9	66-191	.346	51-139	.367	33-39	.846	8-50	58-1.9	36-0	37	21	5	11	216-7.0
2015-16									DNP-Transfer							
2016-17	32-4	897-28.0	63-198	.318	42-152	.276	16-25	.640	40-72	112-3.5	44-0	37	30	3	18	184-5.8
2017-18	20-20	542-27.1	48-134	.358	31-90	.344	15-16	.938	17-50	67-3.4	24-1	37	21	3	12	142-7.1
TOTAL	83-25	2149-25.9	177-523	.338	124-381	.325	64-80	.800	65-172	237-2.9	104-1	111	72	11	41	542-6.5


* at Cincinnati

KENTUCKY WBB 2017-18 PLAYER BIOS

23

KAMERON ROACH • 5-6 • GUARD • FRESHMAN

HOPKINS, S.C. (LOWER RICHLAND HS)



2017-18 (Freshman)

- Had four points on 2-of-2 shooting and added two defensive boards in nine minutes vs. Gardner-Webb.
- Added six points, two boards, three assists, one block and one steal in her collegiate debut.
- Played 16 minutes in the season opener vs. Sacramento State.
- Went 4-of-4 from the charity stripe in the season opener.
- Missed her senior year of high school with an injury, but performed well during summer conditioning and workouts.
- Was a four-star prospect according to ProspectsNation.com and three-star guard by ESPN.com.

2017-18 Season Highs

POINTS:	6 vs. Sacramento St., 11/10/17
FGM:	2, 3x, last at Miami, 12/10/17
FGA:	6 vs. Tennessee Tech, 12/03/17
FTM:	4 vs. Sacramento St., 11/10/17
FTA:	4 vs. Sacramento St., 11/10/17
3FGM:	-
3FGA:	2 vs. Tennessee Tech, 12/03/17
O-REBOUNDS:	1 vs. Sacramento St., 11/10/17
D-REBOUNDS:	2, twice, last vs. Tennessee Tech, 12/03/17
TOTAL REBOUNDS:	2, 3x, last vs. Tennessee Tech, 12/03/17
ASSISTS:	3 vs. Sacramento St., 11/10/17
BLOCKS:	1 vs. Sacramento St., 11/10/17
STEALS:	1, 3x, last vs. Evansville, 12/05/17
MINUTES:	16 vs. Sacramento St., 11/10/17

Career Highs

POINTS:	6 vs. Sacramento St., 11/10/17
FGM:	2, 3x, last at Miami, 12/10/17
FGA:	6 vs. Tennessee Tech, 12/03/17
FTM:	4 vs. Sacramento St., 11/10/17
FTA:	4 vs. Sacramento St., 11/10/17
3FGM:	-
3FGA:	2 vs. Tennessee Tech, 12/03/17
O-REBOUNDS:	1 vs. Sacramento St., 11/10/17
D-REBOUNDS:	2, twice, last vs. Tennessee Tech, 12/03/17
TOTAL REBOUNDS:	2, 3x, last vs. Tennessee Tech, 12/03/17
ASSISTS:	3 vs. Sacramento St., 11/10/17
BLOCKS:	1 vs. Sacramento St., 11/10/17
STEALS:	1, 3x, last vs. Evansville, 12/05/17
MINUTES:	16 vs. Sacramento St., 11/10/17

Roach's 2017-18 Game-by-Game Statistics

Opponent	Min	FG-A	3PT-A	FT-A	O-D-T	PF	A	TO	BS	ST	PTS
vs. Sacramento St.	16	1-5	0-0	4-4	1-1-2	0	3	2	1	1	6
vs. Gardner-Webb	9	2-2	0-0	0-0	0-2-2	1	0	2	0	0	4
at Montana	4	0-0	0-0	0-0	0-0-0	1	0	0	0	0	0
at Washington St.					DNP - Coach's Decision						
vs. Morehead St.	14	1-3	0-0	0-0	0-0-0	2	0	1	0	0	2
vs. Marshall	6	0-0	0-0	0-0	0-1-1	0	1	0	0	0	0
at Baylor					DNP - Coach's Decision						
vs. Tennessee Tech	14	1-6	0-2	0-0	0-2-2	3	0	1	0	1	2
vs. Evansville	11	2-3	0-0	0-0	0-0-0	2	0	0	0	1	4
at FGCU					DNP - Coach's Decision						
at Miami (Fla.)	15	2-4	0-1	0-0	0-0-0	0	0	4	0	0	4
vs. Louisville					DNP - Coach's Decision						
vs. California	8	0-1	0-0	0-0	0-0-0	1	0	0	0	0	0
at Middle Tennessee	1	0-0	0-0	0-0	0-0-0	1	0	0	0	0	0
vs. Tennessee					DNP - Coach's Decision						
at TAMU					DNP - Coach's Decision						
vs Georgia					DNP - Coach's Decision						
at Florida					DNP - Coach's Decision						
at Vanderbilt	4	1-1	0-0	0-0	0-0-0	0	0	2	0	0	2
vs. South Carolina					DNP - Coach's Decision						
vs. Alabama											
at Arkansas											
vs. Auburn											
vs. LSU											
at Missouri											
at Mississippi St.											
vs. Arkansas											
at South Carolina											
at Ole Miss											
vs. Mississippi St.											

* Started game

Extras

	17-18	Career
Scored 10+ Points	-	-
Scored 15+ Points	-	-
Scored 20+ Points	-	-
Made 3+ 3FG	-	-
Double-figure Rebounds	-	-
Double-doubles	-	-
3+ Assists	1	1
2+ Steals	-	-
Led UK in Scoring	-	-
Led UK in Rebounds	-	-
Led UK in Assists	1	1
Led UK in Steals	1	1
Led UK in Blocks	1	1

Kameron Roach's Career Stats

Year	GP-GS	MIN	FG-FGA	PCT	3FG-FGA	PCT	FT-FTA	PCT	OFF-DEF	TOT-AVG	PF-FO	A	TO	BLK	ST	PTS-AVG
2017-18	11-0	102-9.3	10-25	.400	0-3	.000	4-4	1.000	1-6	7-0.6	11-0	4	14	1	3	24-2.2
TOTAL	11-0	102-9.3	10-25	.400	0-3	.000	4-4	1.000	1-6	7-0.6	11-0	4	14	1	3	24-2.2

KENTUCKY WBB 2017-18 PLAYER BIOS

24

TAYLOR MURRAY • 5-6 • GUARD • JUNIOR

ODENTON, MD. (ANNAPOLIS AREA CHRISTIAN)



2017-18 (Junior)

- Is averaging 19.6 points per game over the last three contests.
- Recorded a season-high 23 points and career-high seven steals against Vanderbilt.
- Led UK in every category against Florida with 19 points, six rebounds, two assists, three steals and one block.
- Had a team-high six assists with no turnovers against No. 19 Texas A&M.
- Recorded an impressive stat line against No. 3 Louisville with eight points, seven rebounds seven assists and a season-best five steals.
- Had a team-high 19 points against FGCU.
- Leads the team in total steals with 34 and assists with 65.
- Dished out a team-high six assists in the win over Morehead State.
- Provided a balanced force for Kentucky against Washington State, posting a near triple-double with 13 points, seven rebounds and eight assists.

- Her eight dimes against WSU were a season high.
- Was the stat leader in points, rebounds, assists and steals at Montana on Nov. 16.
- Recorded her third career double-double at Montana, adding 18 points and 12 boards.
- Led the Wildcats with 22 points in the season opener against Sacramento State, going 8-of-12 from the floor and 5-of-5 from the free throw line.
- Murray's 22 points vs. Sacramento State marked the third-highest of her Kentucky career and the fourth 20-point game of her career, with all three previous 20-point games coming in her sophomore campaign.

Murray's 2017-18 Game-by-Game Statistics

Opponent	Min	FG-A	3PT-A	FT-A	O-D-T	PF	A	TO	BS	ST	PTS
vs. Sacramento St.	29*	8-12	1-3	5-5	0-5-5	2	3	0	1	1	22
vs. Gardner-Webb	25*	3-12	0-3	2-2	0-4-4	1	3	0	0	1	8
at Montana	32*	5-11	2-6	6-6	3-9-12	4	3	2	0	3	18
at Washington St.	36*	5-8	1-2	2-2	3-4-7	2	8	4	0	4	13
vs. Morehead St.	24*	1-4	1-1	4-4	1-1-2	1	6	1	0	1	7
vs. Marshall	31*	5-9	2-3	1-2	3-3-6	1	2	1	0	1	13
at Baylor	33*	1-4	0-0	8-8	2-4-6	1	5	4	0	1	10
vs. Tennessee Tech	26*	3-7	0-1	0-0	2-2-4	1	5	0	0	3	6
vs. Evansville	26*	4-8	1-2	2-4	2-2-4	2	2	0	0	1	11
at FGCU	38*	6-14	0-1	7-8	3-4-7	4	1	3	0	2	19
at Miami (Fla.)	34*	3-8	1-1	1-2	1-7-8	4	2	1	0	0	8
vs. Louisville	40*	3-8	0-1	2-4	1-6-7	1	7	1	0	5	8
vs. California	39*	1-6	0-2	2-2	1-0-1	1	3	2	0	2	4
at Middle Tennessee	26*	2-7	0-2	1-1	1-1-2	4	2	2	0	2	5
vs. Tennessee	37*	2-12	0-3	0-0	1-3-4	2	3	2	0	4	4
at TAMU	40*	3-9	0-1	1-2	2-2-4	1	6	0	0	1	7
vs Georgia	25*	0-6	0-0	0-0	2-2-4	3	4	3	0	2	0
at Florida	37*	8-12	2-2	1-1	3-3-6	2	2	2	1	3	19
at Vanderbilt	40*	8-15	0-1	7-9	0-2-2	3	3	2	0	7	23
vs. South Carolina	40*	7-15	1-4	2-2	0-2-2	1	2	4	0	1	17
vs. Alabama											
at Arkansas											
vs. Auburn											
vs. LSU											
at Missouri											
at Mississippi St.											
vs. Arkansas											
at South Carolina											
at Ole Miss											
vs. Mississippi St.											

* Started game

2017-18 Season Highs

POINTS:	23 at Vanderbilt, 01/15/18
FGM:	8, 3x, last at Vanderbilt, 01/15/18
FGA:	15, twice, last vs. South Carolina, 01/21/18
FTM:	8 at Baylor, 11/30/17
FTA:	9 at Vanderbilt, 01/15/18
3FGM:	2, 3x, last at Florida, 01/11/18
3FGA:	6 at Montana, 11/16/17
O-REBOUNDS:	3, 5x, last at Florida, 01/11/18
D-REBOUNDS:	9 at Montana, 11/16/17
TOTAL REBOUNDS:	12 at Montana, 11/16/17
ASSISTS:	8 at Washington State, 11/19/17
BLOCKS:	1, twice, last at Florida, 01/11/18
STEALS:	7 at Vanderbilt, 01/15/18
MINUTES:	40, 3x, last vs. South Carolina, 01/21/18

Career Highs

POINTS:	29 at South Carolina, 02/26/17
FGM:	9 at South Carolina, 02/26/17
FGA:	15, 3x, last vs. South Carolina, 01/21/18
FTM:	10 at Missouri, 01/30/17
FTA:	10, twice, last at Missouri, 01/30/17
3FGM:	2, 9x, last at Florida, 01/11/18
3FGA:	6, 3x, last at Montana, 11/16/17
O-REBOUNDS:	8 at Missouri, 01/30/17
D-REBOUNDS:	11 at LSU, 01/19/17
TOTAL REBOUNDS:	13, twice, last at Missouri, 01/30/17
ASSISTS:	11 vs. Florida, 02/19/17
BLOCKS:	1, 4x, last at Florida, 01/11/18
STEALS:	7 at Vanderbilt, 01/15/18
MINUTES:	44 at Louisville, 12/04/16

Extras

	17-18	Career
Scored 10+ Points	10	38
Scored 15+ Points	6	17
Scored 20+ Points	2	5
Double-Doubles	1	3
Made 3+ 3FG	-	-
Double-figure Rebounds	1	3
5+ Assists	6	19
3+ Steals	6	27
Led UK in Scoring	5	13
Led UK in Rebounds	3	6
Led UK in Assists	13	32
Led UK in Steals	13	46

Taylor Murray's Career Stats

Year	GP-GS	MIN	FG-FGA	PCT	3FG-FGA	PCT	FT-FTA	PCT	OFF-DEF	TOT-AVG	PF-FO	A	TO	BLK	ST	PTS-AVG	
2015-16	33-0	757	22.9	81-185	.538	14-52	.269	50-60	.833	20-68	88-2.7	72-0	73	52	1	56	226-6.8
2016-17	30-30	1027	34.2	127-275	.462	11-51	.216	101-120	.842	43-104	147-4.9	57-0	118	48	1	61	366-12.2
2017-18	20-20	658	32.9	78-187	.417	12-39	.308	54-64	.844	31-66	97-4.9	41-0	72	34	2	45	222-11.1
TOTAL	83-50	2442	29.4	286-647	.442	37-142	.261	205-244	.840	94-238	332-4.0	170-0	263	134	4	162	814-9.8

KENTUCKY WBB 2017-18 PLAYER BIOS

32

Jaida Roper • 5-6 • GUARD • SOPHOMORE

MEMPHIS, TENN. (HOUSTON HS)



2017-18 (Sophomore)

- Started her second game of the season against Vanderbilt.
- Grabbed a career-high six rebounds in the win over Florida.
- Played a career-high 32 minutes vs. Georgia, adding eight points.
- Made her third career start and first of the season against No. 3 Louisville, adding nine points and two dimes.
- Played a then-career-high 29 minutes at FGCU, adding 11 points and a career-high two steals.
- Recorded a career-high three made 3s against No. 9 Baylor.
- Dished out a season-high five assists, plus had career highs with 5 rebounds and 2 blocks vs. Marshall on Nov. 26.
- Has scored in double-digits in six games this season after not scoring in double-figures a single time last season.

- Recorded a career-high scoring in each of her first three games this season.
- Added a career-high 14 points on 5-of-10 shooting against Montana on Nov. 16.
- Also recorded a career-high five rebounds at Montana.
- Played a career-high 26 minutes in the win over Montana.
- Went 5-of-5 from the floor in the win over GWU.

2017-18 Season Highs

POINTS:	14 at Montana, 11/16/17
FGM:	5, 3x, last at FGCU, 12/08/17
FGA:	10, twice, last vs. Cal, 12/21/17
FTM:	4, 3x, last vs. Georgia, 01/07/18
FTA:	7 vs. Morehead State, 11/22/17
3FGM:	3 at Baylor, 11/30/17
3FGA:	5 at Montana, 11/16/17
O-REBOUNDS:	2, twice, last at Washington State, 11/19/17
D-REBOUNDS:	5, twice, last at Florida, 01/11/18
TOTAL REBOUNDS:	6 at Florida, 01/11/18
ASSISTS:	6, twice, last vs. Evansville, 12/05/17
BLOCKS:	2 vs. Marshall, 11/26/17
STEALS:	2, twice, last vs. Cal, 12/21/17
MINUTES:	32 vs. Georgia, 01/07/18

Career Highs

POINTS:	14 at Montana, 11/16/17
FGM:	5, 3x, last at FGCU, 12/08/17
FGA:	10, twice, last vs. Cal, 12/21/17
FTM:	4, 3x, last vs. Georgia, 01/07/18
FTA:	7 vs. Morehead State, 11/22/17
3FGM:	3 at Baylor, 11/30/17
3FGA:	5 at Montana, 11/16/17
O-REBOUNDS:	2, twice, last at Washington State, 11/19/17
D-REBOUNDS:	5, twice, last at Florida, 01/11/18
TOTAL REBOUNDS:	6 at Florida, 01/11/18
ASSISTS:	6, twice, last vs. Evansville, 12/05/17
BLOCKS:	2 vs. Marshall, 11/26/17
STEALS:	2, twice, last vs. Cal, 12/21/17
MINUTES:	32 vs. Georgia, 01/07/18

Roper's 2017-18 Game-by-Game Statistics

Opponent	Min	FG-A	3PT-A	FT-A	O-D-T	PF	A	TO	BS	ST	PTS	
vs. Sacramento St.	21	3-6	1-2	2-2	2-0-2	2	3	1	1	0	9	
vs. Gardner-Webb	25	5-5	0-0	0-0	0-1-1	3	2	0	0	0	10	
at Montana	26	5-10	1-5	3-3	1-4-5	1	3	3	0	1	14	
at Washington St.	21	1-6	0-1	2-3	2-1-3	1	2	2	1	0	4	
vs. Morehead St.	25	3-6	0-1	4-7	0-2-2	4	3	2	0	1	10	
vs. Marshall	22	0-5	0-1	1-2	0-5-5	0	5	1	2	0	1	
at Baylor	24	4-7	3-4	1-4	0-0-0	0	1	1	0	1	12	
vs. Tennessee Tech	24	1-5	1-3	4-6	1-3-4	3	6	2	1	1	7	
vs. Evansville	23	4-8	0-1	2-5	1-1-2	3	6	1	1	1	10	
at FGCU	29	5-8	1-1	0-0	1-3-4	3	2	5	0	2	11	
at Miami (Fla.)					DNP - Coach's Decision							
vs. Louisville	24*	3-5	1-2	2-2	0-1-1	2	2	3	0	0	9	
vs. California	25	2-10	1-2	1-2	0-1-1	2	2	3	0	2	6	
at Middle Tennessee	21	1-3	1-2	1-2	0-1-1	1	1	3	0	1	4	
vs. Tennessee	32	2-7	1-4	0-0	0-4-4	4	2	2	0	1	5	
at TAMU	5	1-3	1-1	0-0	0-0-0	2	1	0	0	0	3	
vs Georgia	32	2-6	0-1	4-4	0-4-4	5	0	2	0	1	8	
at Florida	24	1-7	1-2	0-0	1-5-6	1	1	2	0	0	3	
at Vanderbilt	18*	0-4	0-0	3-4	0-2-2	0	2	1	0	1	3	
vs. South Carolina	12	1-1	0-0	0-0	0-0-0	1	3	1	0	0	2	
vs. Alabama												
at Arkansas												
vs. Auburn												
vs. LSU												
at Missouri												
at Mississippi St.												
vs. Arkansas												
at South Carolina												
at Ole Miss												
vs. Mississippi St.												

* Started game

Extras

	17-18	Career
Scored 10+ Points	6	6
Scored 15+ Points	-	-
Scored 20+ Points	-	-
Made 3+ 3FG	1	1
Double-figure Rebounds	-	-
Double-doubles	-	-
3+ Assists	4	9
2+ Steals	1	3
Led UK in Scoring	-	-
Led UK in Rebounds	1	1
Led UK in Assists	6	9
Led UK in Steals	4	5
Led UK in Blocks	3	4

Jaida Roper's Career Stats

Year	GP-GS	MIN	FG-FGA	PCT	3FG-FGA	PCT	FT-FTA	PCT	OFF-DEF	TOT-AVG	PF-FO	A	TO	BLK	ST	PTS-AVG
2016-17	32-2	385-12.0	28-88	.318	10-32	.313	17-21	.810	11-18	29-0.9	35-0	39	29	1	12	83-2.6
2017-18	19-2	433-22.8	44-112	.393	13-33	.394	30-46	.652	9-38	47-2.5	38-1	47	35	6	13	131-6.9
TOTAL	51-4	818-16.0	72-200	.360	23-65	.354	47-67	.701	20-56	76-1.5	73-1	86	64	7	25	214-4.2

KENTUCKY WBB 2017-18 PLAYER BIOS

45

ALYSSA RICE • 6-3 • CENTER • SENIOR

REYNOLDSBURG, OHIO (REYNOLDSBURG HS)



2017-18 (Senior)

- Kentucky's leading rebounder this season, grabbing 7.1 per game.
- Averaging a career-high 7.5 points per game in her senior season.
- Added double-digit rebounds against No. 24 Cal with 10, including a season-high five offensive boards.
- Played a career-high 33 minutes against No. 3 Louisville, adding eight points, four rebounds, two assists and a team-best one block.
- Recorded her second career double-double against Miami with 11 points and a career-best 12 rebounds.
- Dished out a career-high four assists in the win over Evansville.
- Had a career game vs. Marshall on Nov. 26, posting her first career double-double behind a career-best 19 points and career-high 10 rebounds.

- Matched a then-career high with 11 points vs. Gardner-Webb to lead UK in scoring.
- Led UK in scoring for the first time in her career against Gardner-Webb.
- Named one of 20 centers nationally to the Lisa Leslie Award Watch List.

2017-18 Season Highs

POINTS:	19 vs. Marshall, 11/26/17
FGM:	8 vs. Marshall, 11/26/17
FGA:	11 vs. Marshall, 11/26/17
FTM:	4 vs. Cal, 12/21/17
FTA:	6 vs. Cal, 12/21/17
3FGM:	-
3FGA:	-
O-REBOUNDS:	5, twice, last vs. Cal, 12/21/17
D-REBOUNDS:	8 at Miami, 12/10/17
TOTAL REBOUNDS:	12 at Miami, 12/10/17
ASSISTS:	4 vs. Evansville, 12/05/17
BLOCKS:	4 at MTSU, 12/28/17
STEALS:	2 vs. Cal, 12/21/17
MINUTES:	33 vs. Louisville, 12/17/17

Career Highs

POINTS:	19 vs. Marshall, 11/26/17
FGM:	8 vs. Marshall, 11/26/17
FGA:	11 vs. Marshall, 11/26/17
FTM:	4, 3x, last vs. Cal, 12/21/17
FTA:	8 vs. Albany, 11/12/16
3FGM:	-
3FGA:	-
O-REBOUNDS:	5, 3x, last vs. Cal, 12/21/17
D-REBOUNDS:	8 at Miami, 12/10/17
TOTAL REBOUNDS:	12 at Miami, 12/10/17
ASSISTS:	4 vs. Evansville, 12/05/17
BLOCKS:	4 at MTSU, 12/28/17
STEALS:	2, 4x, last vs. Cal, 12/21/17
MINUTES:	33 vs. Louisville, 12/17/17

Rice's 2017-18 Game-by-Game Statistics

Opponent	Min	FG-A	3PT-A	FT-A	O-D-T	PF	A	TO	BS	ST	PTS
vs. Sacramento St.	17*	2-6	0-0	0-0	3-4-7	2	0	0	1	0	4
vs. Gardner-Webb	22*	5-7	0-0	1-2	1-7-8	2	1	1	2	0	11
at Montana	23*	4-8	0-0	0-1	3-6-9	3	0	0	1	0	8
at Washington St.	30*	4-10	0-0	1-2	4-4-8	3	0	2	1	0	9
vs. Morehead St.	20*	3-5	0-0	1-2	2-6-8	2	3	1	1	1	7
vs. Marshall	24*	8-11	0-0	3-4	5-5-10	2	1	1	2	0	19
at Baylor	16*	1-6	0-0	0-0	3-2-5	2	0	0	1	0	2
vs. Tennessee Tech	15*	2-3	0-0	3-4	2-4-6	1	1	2	0	0	7
vs. Evansville	19*	6-10	0-0	2-3	2-3-5	1	4	0	1	1	14
at FGCU	25*	5-12	0-0	1-3	4-4-8	3	0	2	1	1	11
at Miami (Fla.)	31*	4-8	0-0	3-4	4-8-12	5	0	2	1	0	11
vs. Louisville	33*	3-8	0-0	2-4	1-3-4	4	2	4	1	0	8
vs. California	31*	0-6	0-0	4-6	5-5-10	3	1	2	1	2	4
at Middle Tennessee	32*	4-6	0-0	3-4	2-6-8	5	2	2	4	1	11
vs. Tennessee	27*	3-6	0-0	0-2	4-4-8	3	1	0	0	0	6
at TAMU	33*	5-8	0-0	0-0	4-4-8	4	0	1	0	0	10
vs Georgia	15*	0-1	0-0	0-0	0-3-3	3	0	1	2	0	0
at Florida	18*	0-2	0-0	0-0	1-2-3	1	1	0	0	0	0
at Vanderbilt	19*	3-7	0-0	2-2	3-3-6	4	0	1	0	0	8
vs. South Carolina	16*	0-1	0-0	0-2	4-1-5	2	1	2	0	0	0
vs. Alabama											
at Arkansas											
vs. Auburn											
vs. LSU											
at Missouri											
at Mississippi St.											
vs. Arkansas											
at South Carolina											
at Ole Miss											
vs. Mississippi St.											

* Started game

Extras

	17-18	Career
Scored 10+ Points	6	9
Scored 15+ Points	1	1
Scored 20+ Points	-	-
Made 3+ 3FG	-	-
Double-figure Rebounds	2	2
Double-doubles	2	2
3+ Assists	1	2
2+ Steals	-	1
Led UK in Scoring	2	2
Led UK in Rebounds	7	8
Led UK in Assists	-	-
Led UK in Steals	2	13
Led UK in Blocks	10	23

Alyssa Rice's Career Stats

Year	GP-GS	MIN	FG-FGA	PCT	3FG-FGA	PCT	FT-FTA	PCT	OFF-DEF	TOT-AVG	PF-FO	A	TO	BLK	ST	PTS-AVG
2014-15	34-11	484-14.2	32-89	.360	0-0	.000	36-57	.632	37-54	91-2.7	98-3	7	37	24	9	100-2.9
2015-16	26-2	246-9.5	22-50	.440	0-0	.000	18-32	.563	27-34	61-2.3	54-1	6	23	11	3	62-2.4
2016-17	33-30	718-21.8	55-134	.410	0-0	.000	28-52	.538	58-90	148-4.5	95-5	24	39	22	11	138-4.2
2017-18	20-20	466-23.3	62-131	.473	0-0	.000	26-45	.578	57-84	141-7.1	56-2	18	24	20	6	150-7.5
TOTAL	113-63	1914-16.9	171-404	.423	0-0	.000	108-186	.581	179-262	441-3.9	303-11	55	123	77	29	450-4.0

2017-18 GAME REVIEWS

EXH KENTUCKY 87, SOUTHERN INDIANA 56 - FINAL [EXH]

Nov. 5, 2017 • Lexington, Ky. (Memorial Coliseum)



Official Basketball Box Score - Game Totals - Final Statistics
Southern Indiana vs Kentucky
 11/05/17 7:00pm at Memorial Coliseum, Lexington, Ky.



Southern Indiana 56

#	Player	Total			3-Ptr			Rebounds			PF	TP	A	T	Bk	Stl	Min
		FG	FGA	FT	FTA	Off	Def	Off	Def	Def							
22	Dahlstrom, Morgan	2-7	0-0	2-2	2	0	2	3	6	0	3	0	1	23			
33	Grooms, Kaydie	1-8	2-2	8-9	3	0	3	2	20	3	3	0	1	30			
43	Eschweiler, Kacy	6-10	2-4	1-4	2	4	6	4	15	0	1	3	3	24			
05	Harshbarger, Randa	1-4	0-2	2-2	0	2	2	4	4	2	4	0	1	24			
21	Davidson, Alex	0-3	0-3	0-0	0	0	0	0	0	0	2	1	0	13			
05	Matias, Milana	0-3	0-1	0-0	0	0	0	0	0	0	2	0	0	4			
10	Guy, Imani	2-4	0-0	0-0	1	0	1	2	4	0	5	0	2	18			
11	Sherwood, Morgan	1-5	1-2	1-2	2	2	4	2	4	2	2	0	2	18			
12	Johnson, Ashley	0-4	0-2	1-2	0	0	3	1	4	2	3	0	1	18			
30	DeHart, Emma	0-2	0-2	0-0	0	0	0	0	0	0	2	0	0	13			
40	Rowan, Mikayla	1-2	0-0	0-0	0	2	2	1	2	0	1	0	1	15			
Team		18-52		5-18		15-21		13		25		56		11		200	

1st FG %:	3-8	37.5%	2nd:	3-11	27.3%	3rd:	8-20	40.0%	4th:	4-13	30.8%	Game:	18-52	34.6%	Deadball	
3FG %:	1-5	20.0%	0-3	0.0%	3-6	50.0%	0-0	0.0%	1-4	25.0%	5-18	27.8%	Rebounds			
FT %:	11-13	84.6%	1-4	25.0%	0-0	0.0%	0-0	0.0%	1-4	25.0%	5-18	27.8%	Rebounds			

Kentucky 87

#	Player	Total			3-Ptr			Rebounds			PF	TP	A	T	Bk	Stl	Min
		FG	FGA	FT	FTA	Off	Def	Off	Def	Def							
20	Harrison, Dorie	3-4	0-0	2-2	0	3	3	2	8	0	4	0	0	21			
45	Rice, Alyssa	3-6	0-0	3-3	1	2	3	2	9	1	3	3	0	18			
04	Morris, Maci	6-8	3-4	4-5	0	1	1	19	4	2	0	1	20				
22	Cann, Makenzie	1-3	1-3	0-0	0	4	4	1	2	3	0	0	23				
24	Murray, Taylor	4-8	1-1	2-2	4	2	6	11	6	2	0	4	23				
00	Halsei, LaShae	0-0	0-0	0-0	1	1	2	0	0	0	0	0	2				
00	Poffenberger, Paige	0-1	0-0	0-0	0	0	0	1	0	0	0	0	4				
05	McKinney, Keke	4-6	0-1	1-2	2	1	3	2	9	1	4	1	20				
12	Paschal, Amanda	0-2	0-1	0-0	1	2	0	1	0	0	0	0	9				
14	Wyatt, Tatyana	4-8	0-2	2-4	4	1	5	4	10	1	0	1	19				
15	Hardin, Jessica	2-4	1-3	0-0	0	2	2	1	5	0	0	0	16				
21	Anyagallo, Ogechi	2-0	0-0	0-1	1	0	1	2	4	0	0	0	6				
23	Roach, Kameron	0-3	0-1	0-0	0	1	1	0	1	2	0	0	11				
32	Roper, Jaida	1-4	0-0	2-7	1	2	3	0	9	4	0	0	18				
Team		30-59		6-16		21-28		16		23		39		20		87	

1st FG %:	10-16	62.5%	2nd:	8-16	50.0%	3rd:	5-13	38.5%	4th:	7-14	50.0%	Game:	30-59	50.8%	Deadball	
3FG %:	2-3	66.7%	1-4	25.0%	1-4	25.0%	0-0	0.0%	6-14	42.9%	6-16	37.5%	Rebounds			
FT %:	4-8	50.0%	2-2	100.0%	10-12	83.3%	5-5	100.0%	21-27	77.8%	21-27	77.8%	Rebounds			

Officials: Lisa Mattingly, Maj Forsberg, Troy Winters
 Technical fouls: Southern Indiana-None. Kentucky-None.
 Attendance: 1089

Score by periods	1st	2nd	3rd	4th	Total
Southern Indiana	18	7	19	12	56
Kentucky	26	21	20	20	87

Last FG - UK 4th-01:54, UK 4th-01:00.
 Largest lead - USI by 5 1st-07:53, UK by 31 4th-01:00.

Score tied - 4 times.
 Lead changed - 2 times.

Notables: Kentucky opened the game on an 11-1 run and went on a 12-0 run midway through the second ... The Wildcats held USI to just seven points in the second quarter ... Junior guard Maci Morris led Kentucky in scoring with 19 points to go along with four assists ... Kentucky's bench outscored USI's 37-11 ... The Wildcats allowed just four USI points to come off of layups and just 14 points in the paint.

2 KENTUCKY 72, GARDNER-WEBB 34 - FINAL

Nov. 12, 2017 • Lexington, Ky. (Memorial Coliseum)



Official Basketball Box Score - Game Totals - Final Statistics
Gardner-Webb vs Kentucky
 11/12/17 2:00pm at Memorial Coliseum, Lexington, Ky.



Gardner-Webb 34 • 1-1

#	Player	Total			3-Ptr			Rebounds			PF	TP	A	T	Bk	Stl	Min
		FG	FGA	FT	FTA	Off	Def	Off	Def	Def							
14	Tibbs, Celia	1-4	0-0	1-2	2	3	5	2	3	1	0	3	2	23			
03	Huntsman, Tierra	9-19	3-6	0-0	0	3	3	2	21	1	2	0	0	36			
10	Plentovich, Savannah	1-6	0-1	2-2	0	5	5	2	4	1	3	0	0	27			
20	Stanford, KyAsia	1-7	0-1	0-2	0	1	1	2	2	5	0	0	27				
25	Hill, Alexus	2-8	0-1	0-2	1	2	3	4	1	3	1	0	24				
01	Stainer, Kate	0-0	0-0	0-0	0	0	0	0	0	0	0	0	2				
02	Kelley, Taylor	0-2	0-1	0-0	0	0	0	0	0	0	0	0	2				
05	Plentovich, Carley	0-2	0-1	0-0	0	1	1	0	1	0	0	0	11				
22	Lee, Nia	0-1	0-0	0-0	0	0	0	1	0	0	1	0	12				
32	Pointer, Morgan	0-2	0-2	0-0	0	3	3	1	0	0	1	1	17				
34	Hueston, Alexis	0-3	0-2	0-0	0	1	1	0	0	1	0	0	8				
44	Wiegand, Corinna	0-1	0-0	0-0	0	1	1	0	0	0	0	0	2				
Team		14-55		3-15		3-8		5		23		13		34		7	

1st FG %:	5-12	41.7%	2nd:	2-14	14.3%	3rd:	6-15	40.0%	4th:	1-4	25.0%	Game:	14-55	25.5%	Deadball	
3FG %:	2-4	50.0%	0-4	0.0%	0-2	0.0%	0-5	0.0%	3-15	20.0%	3-15	20.0%	Rebounds			
FT %:	0-0	0.0%	0-2	0.0%	1-2	50.0%	2-4	50.0%	3-8	37.5%	3-8	37.5%	Rebounds			

Kentucky 72 • 2-0

#	Player	Total			3-Ptr			Rebounds			PF	TP	A	T	Bk	Stl	Min
		FG	FGA	FT	FTA	Off	Def	Off	Def	Def							
20	Harrison, Dorie	2-12	0-0	1-2	4	1	5	1	5	0	0	0	0	21			
22	Cann, Makenzie	4-7	2-4	0-0	4	3	7	1	10	1	1	1	24				
45	Rice, Alyssa	5-7	0-0	1-2	1	7	8	2	11	0	1	2	22				
04	Morris, Maci	4-13	0-5	2-2	1	9	10	4	2	3	1	3	32				
24	Murray, Taylor	3-12	0-3	2-2	0	4	4	9	3	0	0	0	25				
00	Halsei, LaShae	0-0	0-0	0-0	0	0	0	0	0	0	0	0	2				
05	McKinney, Keke	3-9	1-3	0-0	5	2	7	1	7	0	1	0	18				
12	Paschal, Amanda	2-4	0-1	0-0	1	4	5	1	4	2	0	0	15				
15	Hardin, Jessica	1-2	1-2	0-0	0	1	1	3	1	0	0	0	7				
23	Roach, Kameron	2-2	0-0	0-0	0	2	1	4	2	0	0	0	9				
32	Roper, Jaida	5-5	0-0	0-0	0	1	1	3	10	2	0	0	25				
Team		31-73		4-18		6-8		17		36		53		14		72	

1st FG %:	7-14	50.0%	2nd:	7-21	33.3%	3rd:	7-19	36.8%	4th:	10-19	52.6%	Game:	31-73	42.5%	Deadball	
3FG %:	2-4	50.0%	0-6	0.0%	2-5	40.0%	0-0	0.0%	6-18	33.3%	6-18	33.3%	Rebounds			
FT %:	2-2	100.0%	4-6	66.7%	0-0	0.0%	0-0	0.0%	6-8	75.0%	6-8	75.0%	Rebounds			

Officials: Gina Cross, Brian Garland, Kylie Galloway
 Technical fouls: Gardner-Webb-None. Kentucky-None.
 Attendance: 4256

Score by periods	1st	2nd	3rd	4th	Total
Gardner-Webb	12	4	14	4	34
Kentucky	17	18	16	21	72

Last FG - GWU 4th-09:21, UK 4th-01:32.

Score tied - 2 times.

Notables: Kentucky went on two 19-0 runs in the game, one in the first half and one in the second ... UK allowed only four points from GWU in both the second and fourth quarters ... Ten different Wildcats scored in the game ... Kentucky outrebounded GWU, 53-28 ... UK's bench outscored the Runnin' Bulldogs' 28-0 ... UK held its opponent to less than 40 points for the first time since Dec. 18, 2016 (36 by Radford).

1 KENTUCKY 101, SACRAMENTO ST. 70 - FINAL

Nov. 10, 2017 • Lexington, Ky. (Memorial Coliseum)



Official Basketball Box Score - Game Totals - Final Statistics
Sacramento State vs Kentucky
 11/10/17 7:00pm at Memorial Coliseum, Lexington, Ky.



Sacramento State 70 • 0-1

#	Player	Total			3-Ptr			Rebounds			PF	TP	A	T	Bk	Stl	Min
		FG	FGA	FT	FTA	Off	Def	Off	Def	Def							
38	Doughty, Kyhonta	6-9	0-0	0-0	2	1	3	3	12	0	0	1	1	20			
32	Friend, Hannah	6-13	3-6	4-5	1	4	5	5	19	0	3	0	1	25			
04	Dawson, Justyce	2-10	0-3	1-2	5</												

2017-18 GAME REVIEWS

4

#25 KENTUCKY 73, WASHINGTON STATE 68 - FINAL

Nov. 19, 2017 • Pullman, Wash. (Beasley Coliseum)



Official Basketball Box Score - Game Totals - Final Statistics
Kentucky vs Washington State
11/19/17 1:00 pm at Pullman, Wash. (Beasley Coliseum)



Kentucky 73 • 4-0

#	Player	Total			3-Pr			Rebounds			PF	TP	A	T	Bk	Stl	Min
		FG	FGA	FT	FTA	Off	Def	Off	Def	Def							
20	Harrison, Dorie	c	2-5	0-0	0-0	1	3	4	2	4	0	3	0	1	1	14	
45	Rice, Alyssa	c	4-10	0-0	1-2	4	4	8	3	9	2	1	0	3	0	30	
04	Morris, Maci	c	7-16	3-6	3-4	2	4	6	2	2	10	1	4	0	1	32	
22	Cann, Makenzie	g	4-10	3-9	4-4	1	9	10	0	15	3	0	0	1	37		
5	Murray, Taylor	g	5-8	1-2	2-2	3	4	7	2	13	8	4	0	4	36		
03	McKinney, Keke	g	0-1	0-1	0-0	0	0	0	1	0	0	0	0	0	12		
12	Paschal, Amanda	g	4-7	0-1	0-0	2	1	3	0	8	3	1	0	0	15		
15	Hardin, Jessica	g	0-2	0-2	0-0	0	0	0	1	0	0	0	0	1	3		
32	Roper, Jaida	g	1-6	0-1	2-3	2	1	3	1	4	2	2	1	0	21		
Team			27-65	7-22	12-15	21	27	48	12	73	17	17	2	8	200		

1st FG %:	4-15 26.7%	2nd:	9-16 56.3%	3rd:	9-22 40.9%	4th:	5-12 41.7%	Game:	27-65 41.5%	Deadsbl	
3FG %:	0-6 0.0%		4-8 50.0%		0-2 0.0%		7-12 58.3%		12-15 80.0%	Rebounds	1
FT %:	3-4 75.0%		2-3 66.7%		0-0 0.0%		7-8 87.5%				

Washington State 68 • 1-3

#	Player	Total			3-Pr			Rebounds			PF	TP	A	T	Bk	Stl	Min
		FG	FGA	FT	FTA	Off	Def	Off	Def	Def							
04	Brown, Louise	f	1-6	0-3	1-1	2	2	4	2	3	0	3	0	1	21		
20	Kostourkova, Maria	c	0-6	0-0	0-0	1	2	3	1	0	3	1	0	0	19		
01	Hailey, Calla	g	1-4	0-0	0-0	2	1	3	1	2	1	0	1	1	27		
11	Molina, Chanelle	g	6-13	1-4	0-0	0	1	1	1	13	1	1	0	1	27		
45	Hristova, Borislava	g	10-17	3-6	2-2	1	3	4	1	25	3	0	1	3	33		
05	Washington, Kayla	g	5-8	0-0	1-1	4	4	8	4	11	0	0	0	0	14		
10	Muzet, Johanna	g	0-2	0-1	0-0	0	1	2	0	2	0	0	0	2	10		
21	McClure, Nike	g	3-6	0-0	1-1	0	3	4	4	7	1	2	2	0	21		
22	Pavlopoulou, Pinelopi	g	2-3	0-1	0-0	0	0	0	1	4	0	1	0	1	13		
23	Swedlund, Alexis	g	1-5	1-4	0-0	2	0	2	0	3	2	1	0	1	15		
Team			29-70	5-19	5-5	13	19	32	17	68	12	12	3	8	200		

1st FG %:	7-18 38.9%	2nd:	8-21 38.1%	3rd:	5-13 33.3%	4th:	9-16 56.3%	Game:	29-70 41.4%	Deadsbl	
3FG %:	0-5 0.0%		3-7 42.9%		1-3 33.3%		1-4 25.0%		5-19 26.3%	Rebounds	1
FT %:	2-2 100.0%		0-0 0.0%		2-2 100.0%		1-1 100.0%		5-5 100.0%		

Officials: Lisa Jones, Cathi Cornell, Saif Esho

Technical fouls: Kentucky-None. Washington State-None.

Attendance: 991

Score by periods	1st	2nd	3rd	4th	Total
Kentucky	11	23	22	17	73
Washington State	16	19	13	20	68

Points	In	Off	2nd	Fast
Paint	T/O	Chance	Break	Bench
UK	26	17	17	14
WSU	36	10	13	4

Last FG - UK 4th-02:07, WSU 4th-02:27.

Largest lead - UK by 10 3rd-00:35, WSU by 11 2nd-01:26.

UK led for 13:53, WSU led for 20:52. Game was tied for 01:11.

Score tied - 6 times.

Lead changed - 5 times.

Notables: Kentucky erased an 11-point first-half deficit to mount a come-from-behind win at Washington State ... Maci Morris scored 20 points, including 17 in the second half, to lift UK ... Makenzie Cann recorded her first career double-double with 15 points and 10 rebounds ... Can hit three 3s in four trips in the second quarter to give the Wildcats momentum heading into the break ... Kentucky is now 3-0 all-time against the Cougars in women's basketball.

5

#22 KENTUCKY 86, MOREHEAD STATE 53 - FINAL

Nov. 22, 2017 • Lexington, Ky. (Memorial Coliseum)



Official Basketball Box Score - Game Totals - Final Statistics
Morehead State vs Kentucky
11/22/17 2:02pm at Memorial Coliseum, Lexington, Ky.



Morehead State 53 • 2-3

#	Player	Total			3-Pr			Rebounds			PF	TP	A	T	Bk	Stl	Min
		FG	FGA	FT	FTA	Off	Def	Off	Def	Def							
02	Blaine, Erin	f	2-6	0-1	4-6	0	5	5	3	8	0	2	0	0	20		
22	Mckee, Eriel	f	4-13	1-3	4-6	2	4	6	2	13	1	5	1	2	32		
22	Mcgowan, Tierra	c	1-5	0-0	1-2	5	5	10	2	3	1	2	2	1	30		
04	Seward, Darianne	g	4-13	1-5	0-0	0	0	0	0	3	9	1	2	1	20		
11	Crockett, Miranda	g	3-14	0-0	1-3	4	4	3	7	1	2	0	0	0	38		
01	Jackson, Breuna	g	1-3	0-2	2-2	1	0	1	2	4	0	2	0	0	11		
20	Todd, Brooke	g	1-2	0-0	2-2	2	2	4	2	4	2	0	2	0	20		
21	Lopez, Ashlie	g	2-8	1-6	0-0	0	0	0	0	5	0	0	0	0	16		
25	Norman, Sisalyne	g	0-1	0-0	0-0	1	1	0	1	0	0	0	0	0	4		
33	St. Louis, Dominique	g	0-1	0-0	0-0	1	0	1	0	1	0	0	0	0	6		
Team			27-65	7-22	12-15	21	27	48	12	73	17	17	2	8	200		

1st FG %:	4-14 28.6%	2nd:	6-16 37.5%	3rd:	3-13 23.1%	4th:	5-23 21.7%	Game:	18-66 27.3%	Deadsbl	
3FG %:	1-2 50.0%		1-4 25.0%		0-1 0.0%		1-10 10.0%		3-17 17.6%	Rebounds	5
FT %:	3-4 75.0%		2-2 100.0%		6-10 60.0%		3-5 60.0%		14-21 66.7%		

Kentucky 86 • 5-0

#	Player	Total			3-Pr			Rebounds			PF	TP	A	T	Bk	Stl	Min
		FG	FGA	FT	FTA	Off	Def	Off	Def	Def							
20	Harrison, Dorie	f	2-4	0-0	1-2	0	3	3	5	5	2	2	1	0	12		
22	Cann, Makenzie	g	5-8	3-5	2-2	2	8	10	1	15	5	2	1	1	29		
45	Rice, Alyssa	c	3-5	0-0	1-2	2	6	8	2	7	3	1	1	1	20		
04	Morris, Maci	g	7-8	5-6	0-0	0	2	2	19	3	2	0	3	23			
24	Murray, Taylor	g	1-4	1-1	4-4	1	2	1	7	6	0	0	0	24			
00	Halsel, LaShae	g	1-1	0-0	0-0	0	1	0	2	1	1	0	0	3			
02	Poffenberger, Paige	g	0-0	0-0	0-0	0	0	0	0	1	0	0	0	5			
03	McKinney, Keke	g	2-5	0-1	1-2	3	3	6	3	5	0	2	3	1	19		
12	Paschal, Amanda	g	5-8	0-1	1-3	1	1	2	0	11	2	0	0	0	20		
15	Hardin, Jessica	g	1-3	1-2	0-0	0	1	1	3	0	0	0	0	0	6		
23	Roach, Kameron	g	1-3	0-0	0-0	0	0	0	0	1	0	0	0	0	14		
32	Roper, Jaida	g	3-6	0-1	4-7	0	2	4	10	3	2	0	1	25			
Team			31-55	10-17	14-22	10	30	40	22	86	25	14	6	8	200		

1st FG %:	10-15 66.7%	2nd:	7-18 38.9%	3rd:	5-11 45.5%	4th:	11-11 100%	Game:	31-55 56.4%	Deadsbl	
3FG %:	0-7 0.0%		3-6 50.0%		2-3 66.7%		2-2 100.0%		10-17 58.8%	Rebounds	3,1
FT %:	2-3 66.7%		3-5 60.0%		7-12 58.3%		2-2 100.0%		14-22 63.6%		

Officials: Beverly Roberts, Eric Brewton, Tiffany Bird

Technical fouls: Morehead State-None. Kentucky-None.

Attendance: 4710

Score by periods	1st	2nd	3rd	4th	Total
Morehead State	12	15	12	14	53
Kentucky	26	20	19	21	86

Points	In	Off	2nd	Fast
Paint	T/O	Chance	Break	Bench
MOR	28	10	16	0
UK	28	20	11	2

Last FG - MOR 4th-00:06, UK 4th-01:01.

Largest lead - MOR None, UK by 38 4th-04:06.

MOR led for 00:00, UK led for 38:39. Game was tied for 01:21.

Score tied - 0 times.

Lead changed - 0 times.

Notables: The Wildcats raced out to a quick 18-7 lead, using a 12-2 run to begin the game ... UK built up its largest first-half lead of the season, ahead 26 points in the first half ... Kentucky matched its largest overall lead of the season as it took a 38-point lead in the fourth quarter ... UK had 31 made field goals on 25 assists ... It was the first time Kentucky has had 20+ assists in a game this season.

6

#22 KENTUCKY 69, MARSHALL 39 - FINAL

Nov. 26, 2017 • Lexington, Ky. (Memorial Coliseum)



Official Basketball Box Score - Game Totals - Final Statistics
Marshall vs Kentucky
11/26/17 2:02pm at Memorial Coliseum, Lexington, Ky.



Marshall 39 • 1-4

#	Player	Total			3-Pr			Rebounds			PF	TP	A	T	Bk	Stl	Min
		FG	FGA	FT	FTA	Off	Def	Off	Def	Def							
00	Hamilton, Talequia	f	2-6	0-0	1-1	0	2	2	5	0	1	0	1	0	29		
24	Zhibareva, Ekaterina	f	0-3	0-1	0-0	0	2	2	0	0	1	0	0	0	20		
03	Alexander, Asheika	g	6-13	2-													

2017-18 GAME REVIEWS

8

#20 KENTUCKY 82, TENNESSEE TECH 54 - FINAL

Dec. 3, 2017 • Lexington, Ky. (Memorial Coliseum)



Official Basketball Box Score - Game Totals - Final Statistics
Tennessee Tech vs Kentucky
 12/03/17 2:02pm at Memorial Coliseum, Lexington, Ky.



Tennessee Tech 54 • 1-6

#	Player	Total			3-Ptr			Rebounds			PF	TP	A	T	Bk	Stl	Min
		FG	FGA	FT	FTA	FG	FGA	FT	FTA	Off							
25	Harper, Asia	1	3	0	1	0	0	0	3	3	1	3	0	0	0	14	
33	Coleman, Mackenzie	1	5	0	1	0	3	3	5	15	0	3	0	0	0	28	
00	Harris, Akiya	0	3	0	1	0	0	0	1	0	5	3	0	0	1	24	
05	Hickson, Yaktavia	0	6	1	1	3	0	3	2	16	1	2	0	1	0	27	
20	Brady, Keshia	0	3	0	0	4	3	6	9	2	10	2	1	0	0	36	
02	Brook, Jordan	2	8	2	7	1	1	1	0	1	7	2	0	0	0	23	
11	Alexander, Kentoria	0	1	0	0	0	0	0	0	0	0	1	0	0	0	8	
14	Buckner, Abby	0	3	0	3	0	2	1	3	0	0	1	0	0	0	16	
22	Iles, Makenzie	0	1	0	0	2	0	0	0	2	0	0	0	0	0	5	
23	Okeke, Peace	0	0	0	0	0	1	1	3	0	0	2	0	0	0	2	
44	Cantrell, Lacy	0	1	0	1	2	0	1	1	3	1	1	0	0	0	17	
Team		1		1		2		1		1		1		1		2	
Totals		17	51	3	13	17	20	6	17	23	19	54	12	16	3	200	

1st FG %:	5-14	35.7%	2nd:	3-14	21.4%	3rd:	5-13	38.5%	4th:	4-10	40.0%	Game:	17-51	33.3%	Deadball	
3FG %:	0-3	0.0%		2-7	28.6%		1-3	33.3%		0-9	0.0%		3-13	23.1%	Rebounds	
FT %:	3-3	100.0%		3-3	100.0%		4-5	80.0%		7-9	77.8%		17-20	85.0%		2,1

Kentucky 82 • 7-1

#	Player	Total			3-Ptr			Rebounds			PF	TP	A	T	Bk	Stl	Min
		FG	FGA	FT	FTA	FG	FGA	FT	FTA	Off							
03	McKinney, KeKe	4	5	1	1	0	4	5	0	9	1	0	2	0	0	21	
45	Rice, Alyssa	2	3	0	0	3	4	6	1	7	1	2	0	0	0	15	
04	Morris, Maci	6	7	2	2	2	5	6	2	16	2	1	3	1	17		
22	Cann, Makenzie	3	6	1	4	1	1	2	8	2	0	0	0	0	19		
24	Murray, Taylor	3	7	0	0	2	2	4	1	6	5	0	0	0	3	26	
00	Halsel, LaShae	1	1	0	0	0	0	0	0	2	0	0	0	0	0	3	
02	Poffenberger, Paige	0	1	0	0	0	0	0	1	0	0	0	0	0	0	9	
12	Paschal, Amanda	1	2	0	1	2	1	2	1	3	2	2	0	0	0	15	
14	Wyatt, Tatyana	6	9	0	1	0	1	3	12	2	3	0	0	0	16		
15	Hardin, Jessica	1	2	1	2	0	1	1	3	0	0	1	0	1	6		
20	Harrison, Dorie	3	12	0	0	2	7	2	7	1	3	0	0	0	15		
23	Roach, Kameron	1	6	0	2	0	2	3	2	0	1	0	1	1	14		
32	Roper, Jaida	1	5	1	3	4	3	7	6	2	1	1	2	1	24		
Team		32		66		6		17		12		18		28		46	
Totals		40	70	8	17	12	24	82	22	14	9	7	200				

1st FG %:	9-12	75.0%	2nd:	8-16	50.0%	3rd:	9-22	40.9%	4th:	6-16	37.5%	Game:	32-66	48.5%	Deadball	
3FG %:	3-3	100.0%		1-5	20.0%		1-5	20.0%		6-17	35.3%		6-17	35.3%	Rebounds	
FT %:	1-2	50.0%		10-13	76.9%		0-0	0.0%		1-3	33.3%		12-18	66.7%		4,1

Officials: Carla Fountain, Kelly Johnson, Eric Baker
 Technical fouls: Tennessee Tech-None. Kentucky-None.
 Attendance: 4561

Score by periods	1st	2nd	3rd	4th	Total
Tennessee Tech	13	11	15	15	54
Kentucky	22	27	19	14	82

Last FG - TTU 4th-03:20, UK 4th-00:45
 Largest lead - TTU None, UK by 33 4th-03:49
 TTU led for 00:00, UK led for 38:34. Game was tied for 01:26.

Score tied - 1 time.
 Lead changed - 0 times.

Notables: Kentucky got out to a hot start, shooting 9-of-12 from the field in the first quarter, including 3-of-3 from long range ... Kentucky used a 13-0 run and 10-0 run in the first half to earn its largest halftime lead of the season, 49-24 (25) ... Maci Morris added a game-high 16 points in just 17 minutes of play ... For the first time this season, 12 Kentucky players scored in the game, and UK recorded a season-high nine blocks in the contest.

9

#20 KENTUCKY 100, EVANSVILLE 62 - FINAL

Dec. 5, 2017 • Lexington, Ky. (Memorial Coliseum)



Official Basketball Box Score - Game Totals - Final Statistics
Evansville vs Kentucky
 12/05/17 7:02pm at Memorial Coliseum, Lexington, Ky.



Evansville 62 • 2-5

#	Player	Total			3-Ptr			Rebounds			PF	TP	A	T	Bk	Stl	Min
		FG	FGA	FT	FTA	FG	FGA	FT	FTA	Off							
31	Hall, Tattenai	2	2	0	0	0	0	1	1	4	4	1	1	0	0	24	
02	Gasper, Kerr	3	9	1	4	2	2	0	4	4	1	9	4	0	0	35	
03	Miller, Marley	2	4	1	2	3	3	3	2	8	2	4	0	0	0	33	
10	Noe, Hannah	8	15	6	10	1	2	0	1	4	23	2	6	0	0	35	
11	Dossett, Brooke	3	5	0	0	0	0	3	3	2	6	2	3	0	0	34	
01	Lively, Macie	0	2	0	2	4	4	0	1	1	4	2	0	0	0	14	
20	Dearing, Kadee	0	2	0	0	0	0	0	0	0	0	0	0	0	0	2	
32	Casteele, Kayla	0	0	0	0	0	0	0	0	0	0	0	0	0	0	2	
33	Jones, Crimson	2	3	0	1	0	0	0	0	0	2	4	1	0	0	5	
42	Coffman, Kaylan	0	0	0	0	0	0	0	0	0	0	0	0	0	0	3	
44	Scott, Kelsi	2	5	0	0	0	0	1	1	4	4	0	2	0	1	13	
Team		1		1		2		1		1		1		1		2	
Totals		22	47	8	19	10	11	4	19	23	22	62	14	20	1	200	

1st FG %:	3-10	30.0%	2nd:	6-11	54.5%	3rd:	7-14	50.0%	4th:	6-12	50.0%	Game:	22-47	46.8%	Deadball	
3FG %:	2-5	40.0%		1-4	25.0%		3-6	50.0%		2-4	50.0%		8-19	42.1%	Rebounds	
FT %:	2-2	100.0%		2-2	100.0%		5-6	83.3%		3-3	100.0%		10-11	90.9%		1,2

Kentucky 100 • 8-1

#	Player	Total			3-Ptr			Rebounds			PF	TP	A	T	Bk	Stl	Min
		FG	FGA	FT	FTA	FG	FGA	FT	FTA	Off							
03	McKinney, KeKe	1	4	0	2	0	0	3	1	4	2	2	1	2	0	0	15
22	Cann, Makenzie	3	7	1	3	0	0	2	2	7	6	0	0	0	0	27	
45	Rice, Alyssa	6	10	0	0	2	3	5	1	14	4	0	1	1	19		
04	Morris, Maci	8	9	4	5	0	0	2	2	1	20	3	2	0	21		
24	Murray, Taylor	4	8	1	2	4	1	6	5	0	11	2	0	0	1	26	
00	Halsel, LaShae	0	0	0	0	0	0	0	1	1	0	0	0	0	0	2	
02	Poffenberger, Paige	0	2	0	0	0	0	0	0	0	0	0	0	0	0	6	
12	Paschal, Amanda	2	3	1	1	0	0	2	0	2	0	0	0	0	0	8	
14	Wyatt, Tatyana	8	11	1	2	3	4	8	2	10	0	2	0	1	19		
15	Hardin, Jessica	0	1	0	1	2	0	0	0	0	1	0	0	0	6		
20	Harrison, Dorie	2	4	0	0	2	6	3	3	2	6	1	1	5	0	17	
23	Roach, Kameron	2	3	0	0	0	0	0	2	4	0	0	0	1	11		
32	Roper, Jaida	4	8	0	1	2	5	1	2	3	10	6	1	1	1	23	
Team		40		70		8		17		12		18		23		46	
Totals		40	70	8	17	12	24	82	22	14	9	7	200				

1st FG %:	13-22	59.1%	2nd:	9-19	47.4%	3rd:	8-13	61.5%	4th:	10-16	62.5%	Game:	40-70	57.1%	Deadball	
3FG %:	5-8	62.5%		2-4	50.0%		1-3	33.3%		1-3	33.3%		8-17	47.1%	Rebounds	
FT %:	4-5	80.0%		0-0	0.0%		4-9	44.4%		4-10	40.0%		12-24	50.0%		4

Officials: Jesse Dickerson, Felicia Grinter, Gina Cross
 Technical fouls: Evansville-None. Kentucky-None.
 Attendance: 4071

Score by periods	1st	2nd	3rd	4th	Total
Evansville	8	15	22	17	62
Kentucky	35	20	20	25	100

Last FG - UK 4th-01:45, UK 4th-00:21
 Largest lead - UK None, UK by 38 4th-05:33
 UK led for 00:00, UK led for 39:44. Game was tied for 00:16.

Score tied - 0 times.
 Lead changed - 0 times.

Notables: Kentucky reached the 100-point mark for the second time this season ... The Wildcats started the game on a 19-0 run - their second longest of the season - and never trailed in the game ... UK's 35 first-quarter points were the most scored in any single quarter since moving to the four-quarter format ... UK shot a season-high 57.1 percent in the game ... Kentucky had a season-high 60 points in the paint, 12 more than the prior season-best over Sacramento State.

10

2017-18 GAME REVIEWS

12

KENTUCKY 63, #3 LOUISVILLE 87 - FINAL

Dec. 17, 2017 • Lexington, Ky. (Memorial Coliseum)



Official Basketball Box Score - Game Totals - Final Statistics
Louisville vs Kentucky
 12/17/17 3:02pm at Memorial Coliseum, Lexington, Ky.



Louisville 87 • 13-0

#	Player	Total			3-Ptr			Rebounds			PF	TP	A	T	Bk	Stl	Min
		FG	FGA	FT	FGA	FT	FTA	Off	Def	Total							
02	Hines-Allen, Myisha	r	9-15	0-0	0-4	4	5	9	3	18	1	1	0	1	25		
03	Fuehring, Sam	r	4-8	0-1	2-2	5	10	4	10	1	0	0	0	34			
11	Carter, Arica	g	4-8	3-6	0-0	1	1	2	3	11	8	1	0	1	32		
23	Jones, Jazmine	g	0-3	0-0	0-0	1	1	4	0	2	2	0	0	16			
25	Durr, Asia	g	12-22	6-11	2-2	1	2	3	12	1	1	0	1	36			
01	Evans, Dana	g	2-6	0-2	7-8	0	3	3	4	11	10	2	0	1	27		
10	Zambrotta, Sydney	g	0-1	0-1	0-0	1	0	1	0	0	1	0	0	10			
21	Shook, Kylee	g	1-4	1-2	0-0	0	3	3	1	3	0	1	2	16			
24	Laemmle, Jessica	g	0-0	0-0	0-0	0	0	0	0	0	0	0	0	1			
33	Dunham, Bianca	g	1-1	0-0	0-0	1	1	2	4	2	0	1	1	0	7		
Team						1	2	2									
Totals			33-68	10-23	11-16	15	21	36	24	87	22	11	3	4	200		

1st FG %:	10-20	50.0%	2nd FG %:	8-18	44.4%	3rd FG %:	9-17	52.9%	4th FG %:	6-13	46.2%	Game:	33-68	48.5%	Deadball Rebounds:	4,1
3FG %:	2-4	50.0%	3FG %:	2-4	50.0%	3FG %:	3-5	60.0%	3FG %:	1-2	50.0%		10-23	43.3%		
FT %:	1-1	100.0%	FT %:	5-6	83.3%	FT %:	3-5	60.0%	FT %:	1-1	100.0%		11-16	68.8%		

Kentucky 63 • 8-4

#	Player	Total			3-Ptr			Rebounds			PF	TP	A	T	Bk	Stl	Min
		FG	FGA	FT	FGA	FT	FTA	Off	Def	Total							
22	Cann, Makenzie	r	2-4	2-3	0-0	0	0	0	2	6	1	1	0	0	28		
45	Rice, Alyssa	c	3-8	0-0	2-4	1	3	4	8	2	4	1	0	33			
04	Morris, Maci	g	6-13	1-3	3-4	0	5	5	1	16	0	7	1	0	40		
24	Murray, Taylor	g	3-8	0-1	2-4	1	6	7	1	8	4	1	0	5	40		
32	Roper, Jaida	g	3-5	1-2	2-2	0	1	2	9	2	3	0	0	24			
03	McKinney, KeKe	g	1-2	1-1	0-0	0	1	4	3	0	3	0	0	8			
12	Paschal, Amanda	g	0-1	0-0	1-2	0	0	0	1	1	0	0	0	4			
14	Wyatt, Tatyana	g	3-6	1-2	3-0	0	2	2	2	10	0	0	0	19			
20	Harrison, Dorie	g	1-2	0-0	0-0	0	0	0	0	2	0	0	0	4			
Team						3	2	5									
Totals			22-49	6-12	13-20	5	20	25	17	63	12	16	2	5	200		

1st FG %:	6-13	46.2%	2nd FG %:	3-13	23.1%	3rd FG %:	22-49	44.9%	4th FG %:	7-11	63.6%	Game:	22-49	44.9%	Deadball Rebounds:	7,1
3FG %:	2-5	40.0%	3FG %:	0-2	0.0%	3FG %:	3-4	75.0%	3FG %:	1-1	100.0%		6-12	50.0%		
FT %:	2-4	50.0%	FT %:	3-4	75.0%	FT %:	5-8	62.5%	FT %:	3-4	75.0%		13-20	65.0%		

Officials: Mark Zentz, Michael McConnell, Luis Gonzalez
 Technical fouls: Louisville-None. Kentucky-None.
 Attendance: 5871

Score by periods	1st	2nd	3rd	4th	Total
Louisville	23	24	22	18	87
Kentucky	16	9	20	18	63

Points	In	Off	2nd	Fast	Bench
Louisville	36	22	20	8	16
Kentucky	26	5	8	2	16

Last FG - UL 4th-00:52, UK 4th-03:06.
 Largest lead - UL by 28 4th-08:45, UK None.
 UL led for 39:34, UK led for 00:00. Game was tied for 00:19.

Score tied - 0 times.
 Lead changed - 0 times.

Notables: The second quarter was the difference maker as Louisville outscored UK 24-9 in the period ... After shooting just 9-of-26 (.346) in the first half, UK had much improved shooting in the second half, going 13-of-23 (.565) from the floor ... Junior guard Maci Morris led UK in scoring for the seventh time this season with 16 points ... It was the first time Kentucky has lost to Louisville inside Memorial Coliseum since Feb. 6, 1979.

13

KENTUCKY 52, #24 CALIFORNIA 62 - FINAL

Dec. 21, 2017 • Lexington, Ky. (Memorial Coliseum)



Official Basketball Box Score - Game Totals - Final Statistics
California vs Kentucky
 12/21/17 12:02pm at Memorial Coliseum, Lexington, Ky.



California 62 • 9-2

#	Player	Total			3-Ptr			Rebounds			PF	TP	A	T	Bk	Stl	Min
		FG	FGA	FT	FGA	FT	FTA	Off	Def	Total							
03	Cowling, Mikayla	r	7-15	1-2	0-0	0	0	0	0	0	0	0	15	1	3	2	40
12	Davidson, Penina	r	4-6	1-1	4-4	3	4	7	1	13	3	2	2	1	33		
31	Anigwe, Kristine	c	1-3	0-0	2-2	2	5	7	3	2	0	8	0	0	19		
01	Thomas, Asha	g	4-6	3-5	6-8	0	4	1	2	17	3	1	1	37			
14	Smith, Kianna	g	5-10	3-6	1-2	0	1	2	14	8	1	0	1	37			
04	Styles, Alaysia	g	0-0	0-0	1-2	0	0	0	2	1	0	0	0	7			
30	West, CJ	g	0-2	0-0	0-0	0	7	10	2	0	0	1	1	20			
33	Brown, Jaelyn	g	0-2	0-0	0-0	0	0	0	0	0	0	0	0	7			
Team						0	2	2									
Totals			21-44	8-14	12-18	8	23	31	12	62	15	17	6	6	200		

1st FG %:	5-9	55.6%	2nd FG %:	6-11	54.5%	3rd FG %:	6-15	40.0%	4th FG %:	4-9	44.4%	Game:	21-44	47.7%	Deadball Rebounds:	3,3
3FG %:	4-6	66.7%	3FG %:	1-2	50.0%	3FG %:	1-3	33.3%	3FG %:	1-3	33.3%		8-14	57.1%		
FT %:	1-2	50.0%	FT %:	2-2	100.0%	FT %:	2-4	50.0%	FT %:	2-2	100.0%		12-18	66.7%		

Kentucky 52 • 8-5

#	Player	Total			3-Ptr			Rebounds			PF	TP	A	T	Bk	Stl	Min
		FG	FGA	FT	FGA	FT	FTA	Off	Def	Total							
03	McKinney, KeKe	r	0-3	0-1	0-0	0	0	0	0	0	0	0	1	0	1	15	
22	Cann, Makenzie	r	1-5	1-5	0-0	1	1	2	1	3	4	1	2	0	20		
45	Rice, Alyssa	c	0-6	0-0	4-6	5	5	10	3	4	1	2	1	2	31		
04	Morris, Maci	g	9-26	3-7	0-0	3	5	8	3	21	0	1	0	1	34		
24	Murray, Taylor	g	1-6	0-2	2-2	1	0	1	4	4	3	2	0	2	39		
14	Wyatt, Tatyana	g	3-7	2-3	2-2	4	2	6	4	10	1	0	1	23			
20	Harrison, Dorie	g	2-4	0-0	0-0	3	0	3	0	4	0	1	0	5			
23	Roach, Kameron	g	0-1	0-0	0-0	0	0	0	1	0	0	0	0	8			
32	Roper, Jaida	g	2-10	1-2	1-2	6	1	1	2	6	2	3	0	2	25		
Team						8	4	12									
Totals			18-68	7-20	9-12	25	18	43	15	52	7	12	1	9	200		

1st FG %:	6-20	30.0%	2nd FG %:	2-11	18.2%	3rd FG %:	4-16	25.0%	4th FG %:	6-21	28.6%	Game:	18-68	26.5%	Deadball Rebounds:	2
3FG %:	3-8	37.5%	3FG %:	1-4	25.0%	3FG %:	0-1	0.0%	3FG %:	3-7	42.9%		7-20	35.0%		
FT %:	5-8	62.5%	FT %:	2-4	50.0%	FT %:	2-2	100.0%	FT %:	0-0	0.0%		9-12	75.0%		

Officials: Kevin Pethel, Frank Steratore, Eric Baker
 Technical fouls: California-None. Kentucky-None.
 Attendance: 4753

Score by periods	1st	2nd	3rd	4th	Total
California	15	15	16	16	62
Kentucky	20	7	10	15	52

Points	In	Off	2nd	Fast	Bench
California	20	17	8	8	1
UK	16	13	19	0	20

Last FG - CAL 4th-03:33, UK 4th-00:07.
 Largest lead - CAL by 12 4th-00:22, UK by 7 1st-01:22.
 CAL led for 20:33, UK led for 14:40. Game was tied for 04:42.

Score tied - 4 times.
 Lead changed - 11 times.

Notables: The Wildcats used a 10-1 run in the middle of the first quarter to take a 20-15 lead at the end of the first stanza, but went without a field goal for the final 8:05 of the second quarter, and shot just 2-of-11 from the floor in the period ... Cal used a 10-0 run to end the third quarter and never trailed again ... The Wildcats recorded a season-high 25 offensive rebounds ... UK also led the steals category, with nine steals to Cal's six.

14

KENTUCKY 57, MIDDLE TENN. 62 - FINAL

Dec. 28, 2017 • Murfreesboro, Tenn. (Murphy Center)



Official Basketball Box Score - Game Totals - Final Statistics
Kentucky vs Middle Tennessee
 12/28/17 6:30 PM at Murfreesboro, Tenn.



Kentucky 57 • 8-6

#	Player	Total			3-Ptr			Rebounds			PF	TP	A	T	Bk	Stl	Min
		FG	FGA	FT	FGA	FT	FTA	Off	Def	Total							
03	McKinney, KeKe	r	2-4	2-4	2-2	0	2	2	2	8	0	2	0	0	19		
45	Rice, Alyssa	c	4-6	0-0	3-4	2	6	8	5	11	2	2	4	1	32		
04	Morris, Maci	g	5-12	0-3	3-3	0	4	4	2	13	3	2	0	2	35		
22	Cann, Makenzie	g	1-6	0-3	0-0	0	1	1	0	2	3	1	0	1	22		
24	Murray, Taylor	g	2-7	0-2	1-1	1	1	2									

2017-18 GAME REVIEWS

16

KENTUCKY 70, #19 TEXAS A&M 74 - FINAL

Jan. 4, 2018 • College Station, Texas. (Reed Arena)



Official Basketball Box Score - Game Totals - Final Statistics
Louisville vs Kentucky
 12/17/17 3:02pm at Memorial Coliseum, Lexington, Ky.



Louisville 87 • 13-0

#	Player	Total			3-Ptr			Rebounds			PF	TP	A	T	Bk	Stl	Min
		FG	FGA	FT	FGA	FT	FTA	Off	Def	Total							
02	Hines-Allen, Myisha	r	9-15	0-0	0-4	4	5	9	3	18	1	1	0	1	25		
03	Fuehring, Sam	r	4-8	0-1	2-2	5	10	4	10	1	0	1	0	34			
11	Carter, Arica	g	4-8	3-6	0-0	1	1	2	3	11	8	1	0	1	32		
23	Jones, Jazmine	g	0-3	0-0	0-0	1	0	1	4	0	2	2	0	0	16		
25	Durr, Asia	g	12-22	6-11	2-2	1	2	3	12	1	1	0	1	36			
01	Evans, Dana	g	2-6	0-2	7-8	0	3	3	4	11	10	2	0	1	27		
10	Zambrotta, Sydney	g	0-1	0-1	0-0	1	0	1	0	0	1	0	0	10			
21	Shook, Kylee	g	1-4	1-2	0-0	0	3	3	1	3	0	1	2	0	16		
24	Laemmle, Jessica	g	0-0	0-0	0-0	0	0	0	0	0	0	0	0	1			
33	Dunham, Bianca	g	1-1	0-0	0-0	1	1	2	4	2	0	1	1	0	3		
	Team					1	1	2	2								
	Totals		33-68	10-23	11-16	15	21	36	24	87	22	11	3	4	200		

1st FG %:	10-20	50.0%	2nd:	8-18	44.4%	3rd:	9-17	52.9%	4th:	6-13	46.2%	Game:	33-68	48.5%	Deadball		
3FG %:	2-4	50.0%	3FG %:	2-4	50.0%	3FG %:	2-4	50.0%	3FG %:	2-4	50.0%	3FG %:	2-4	50.0%	3FG %:	2-4	50.0%
FT %:	1-1	100.0%	FT %:	1-1	100.0%	FT %:	1-1	100.0%	FT %:	1-1	100.0%	FT %:	1-1	100.0%	FT %:	1-1	100.0%

Kentucky 63 • 8-4

#	Player	Total			3-Ptr			Rebounds			PF	TP	A	T	Bk	Stl	Min
		FG	FGA	FT	FGA	FT	FTA	Off	Def	Total							
22	Cann, Makenzie	r	2-4	2-3	0-0	0	0	0	2	6	1	1	0	0	28		
45	Rice, Alyssa	c	3-8	0-0	2-4	1	3	4	4	8	2	4	1	0	33		
04	Morris, Maci	c	6-13	1-3	3-4	0	5	5	1	16	0	4	1	0	40		
24	Murray, Taylor	g	3-8	0-1	2-4	1	6	7	1	8	7	1	0	5	40		
32	Roper, Jaida	g	3-5	1-2	2-2	0	1	2	2	9	2	3	0	0	24		
03	McKinney, KeKe	g	1-2	1-1	0-0	0	1	1	4	3	0	3	0	0	8		
12	Paschal, Amanda	g	0-1	0-0	1-2	0	0	1	1	0	0	0	0	4			
14	Wyatt, Tatyana	g	3-6	1-2	3-4	0	2	2	2	10	0	0	0	0	19		
20	Harrison, Dorie	g	1-2	0-0	0-0	0	0	0	0	2	0	0	0	0	4		
	Team					3	2	5									
	Totals		22-49	6-12	13-20	5	20	25	17	63	12	16	2	5	200		

1st FG %:	6-13	46.2%	2nd:	3-13	23.1%	3rd:	6-12	50.0%	4th:	7-11	63.6%	Game:	22-49	44.9%	Deadball		
3FG %:	2-5	40.0%	3FG %:	0-2	0.0%	3FG %:	3-4	75.0%	3FG %:	1-1	100.0%	3FG %:	0-12	0.0%	3FG %:	0-12	0.0%
FT %:	2-4	50.0%	FT %:	3-4	75.0%	FT %:	5-8	62.5%	FT %:	3-4	75.0%	FT %:	3-5	60.0%	FT %:	3-5	60.0%

Officials: Mark Zentz, Michael McConnell, Luis Gonzalez
 Technical fouls: Louisville-None. Kentucky-None.
 Attendance: 5871

Score by periods	1st	2nd	3rd	4th	Total
Louisville	23	24	22	18	87
Kentucky	16	9	20	18	63

Points	In	Off	2nd	Fast	Bench
UK	36	22	20	8	16
UK	26	5	8	2	16

Last FG - UK 4th-00:52, UK 4th-03:06.
 Largest lead - UK by 28 4th-08:45, UK None.
 UK led for 39:24, UK led for 00:00, Game was tied for 00:19.

Score tied - 0 times.
 Lead changed - 0 times.

Notables: After Kentucky trailed by three at halftime, the third quarter saw six lead changes ... The Wildcats never led in the fourth quarter, but came within two points twice ... UK's 44.9 percent shooting marked its best shooting performance since Dec. 21 vs No. 3 Louisville when the Wildcats shot 44.9 percent (22-49) ... UK outscored the Aggies in the paint, 26-18 ... Maci Morris led all scorers with 22 points, matching her season high.

17

KENTUCKY 42, GEORGIA 56 - FINAL

Jan. 7, 2018 • Lexington, Ky. (Memorial Coliseum)



Official Basketball Box Score - Game Totals - Final Statistics
Georgia vs Kentucky
 01/07/18 2:02pm at Memorial Coliseum, Lexington, Ky.



Georgia 56 • 14-2, 2-1 SEC

#	Player	Total			3-Ptr			Rebounds			PF	TP	A	T	Bk	Stl	Min
		FG	FGA	FT	FGA	FT	FTA	Off	Def	Total							
04	Robinson, Caliya	r	4-12	1-3	3-3	3	8	11	3	12	2	3	6	0	25		
33	Engram, Mackenzie	r	5-15	1-3	1-2	2	9	11	2	12	0	1	5	1	36		
00	Cole, Taja	g	0-3	0-1	2-2	1	1	2	3	2	0	4	0	1	21		
12	Clark, Haley	g	0-4	0-0	2-2	1	1	2	2	3	1	0	1	0	12		
23	Morrison, Que	g	3-7	1-2	7-9	2	5	7	1	14	1	2	0	2	35		
02	Connolly, Gabby	g	2-4	1-2	5-6	1	2	3	2	10	0	2	0	0	27		
03	Paul, Stephanie	g	0-2	0-0	0-0	0	1	3	4	0	1	2	1	1	16		
11	Caldwell, Maya	g	1-3	0-2	0-0	0	1	1	2	2	0	0	0	1	9		
24	Costa, Simone	g	0-4	0-2	2-2	0	3	3	3	2	2	3	1	0	16		
51	Blanaru, Bianca	g	0-0	0-0	0-0	0	0	0	0	0	0	0	0	0	3		
	Team					2	0	2									
	Totals		15-54	4-15	22-26	13	33	46	22	56	9	18	13	9	200		

1st FG %:	5-12	41.7%	2nd:	3-13	23.1%	3rd:	2-18	11.1%	4th:	5-11	45.5%	Game:	15-54	27.8%	Deadball		
3FG %:	2-5	40.0%	3FG %:	1-4	25.0%	3FG %:	1-4	25.0%	3FG %:	1-4	25.0%	3FG %:	1-4	25.0%	3FG %:	1-4	25.0%
FT %:	2-3	66.7%	FT %:	5-5	100.0%	FT %:	4-6	66.7%	FT %:	11-12	91.7%	FT %:	4-15	26.7%	FT %:	22-26	84.6%

Kentucky 42 • 8-9, 0-3 SEC

#	Player	Total			3-Ptr			Rebounds			PF	TP	A	T	Bk	Stl	Min
		FG	FGA	FT	FGA	FT	FTA	Off	Def	Total							
20	Harrison, Dorie	r	2-11	0-0	1-2	4	5	9	2	5	2	4	0	1	25		
22	Cann, Makenzie	r	2-8	2-6	4-4	0	5	5	2	10	0	2	0	0	34		
45	Rice, Alyssa	c	0-1	0-0	0-0	0	0	3	3	0	0	1	2	0	15		
04	Morris, Maci	c	4-10	0-3	1-3	0	0	0	1	9	0	1	1	2	21		
24	Murray, Taylor	g	0-6	0-0	0-0	0	2	4	3	0	4	3	0	2	25		
02	Poffenberger, Paige	g	0-2	0-1	4-4	0	2	2	3	4	0	1	0	1	14		
03	McKinney, KeKe	g	1-6	1-3	0-0	0	2	2	0	3	0	2	1	1	20		
12	Paschal, Amanda	g	0-0	0-0	1-2	0	0	0	1	1	0	0	0	0	4		
14	Wyatt, Tatyana	g	0-4	0-0	1-2	0	0	1	1	2	0	1	1	0	10		
32	Roper, Jaida	g	2-6	0-1	4-4	0	4	4	5	8	0	2	0	1	32		
	Team					5	2	7									
	Totals		11-54	3-14	17-23	11	26	37	22	42	6	18	5	8	200		

1st FG %:	4-14	28.6%	2nd:	3-11	27.3%	3rd:	1-11	9.1%	4th:	3-18	16.7%	Game:	11-54	20.4%	Deadball		
3FG %:	1-5	20.0%	3FG %:	0-3	0.0%	3FG %:	1-2	50.0%	3FG %:	1-4	25.0%	3FG %:	1-17	5.9%	3FG %:	1-17	5.9%
FT %:	1-4	25.0%	FT %:	8-11	72.7%	FT %:	2-2	100.0%	FT %:	6-6	100.0%	FT %:	17-23	73.9%	FT %:	17-23	73.9%

Officials: Bryan Enterline, Carla Fountain, Jody Cantrell
 Technical fouls: Georgia-Costa, Simone. Kentucky-Roper, Jaida.
 Attendance: 5782

Score by periods	1st	2nd	3rd	4th	Total
Georgia	15	11	21	9	56
Kentucky	10	14	5	13	42

Points	In	Off	2nd	Fast	Bench
UK	22	17	12	4	14
UK	12	17	7	0	18

Last FG - UK 4th-02:42, UK 4th-01:14.
 Largest lead - UKA by 15 4th-02:42, UK by 2 1st-04:01.
 UKA led for 29:39, UK led for 06:11, Game was tied for 04:04.

Score tied - 7 times.
 Lead changed - 12 times.

KENTUCKY 56, FLORIDA 53 - FINAL

Jan. 11, 2018 • Gainesville, Fla. (Exactech Arena)



Official Basketball Box Score - Game Totals - Final Statistics
Kentucky vs Florida
 01/11/18 7 pm ET at Gainesville, FL Exactech Arena



Kentucky 55 • 9-9, 1-3 SEC

#	Player	Total			3-Ptr			Rebounds			PF	TP	A	T	Bk	Stl	Min
		FG	FGA	FT	FGA	FT	FTA	Off	Def	Total							
14	Wyatt, Tatyana	r	3-11	0-2	0-0	0	6	6	2	6	0	2	0	0	33		
45	Rice, Alyssa	c	0-2	0-0	0-0	1											

2017-18 GAME REVIEWS

20

KENTUCKY 64, #10 SOUTH CAROLINA 81 - FINAL

Jan. 21, 2018 • Lexington, Ky. (Rupp Arena)



Official Basketball Box Score - Game Totals - Final Statistics

South Carolina vs Kentucky

01/21/18 12:02pm at Rupp Arena, Lexington, Ky.



South Carolina 81 • 16-3, 5-2 SEC

#	Player	Total		3-Ptr		Rebounds			PF	TP	A	TO	Blk	Stl	Min
		FG	FGA	FG	FGA	FT	FTA	Off							
24	Grissett, Lele	f	0-3	0-0	1-2	2	4	6	4	1	1	3	2	1	26
35	Jennings, Alexis	f	7-10	0-0	3-4	3	4	7	3	17	1	2	2	0	30
04	Cliney, Doniyah	g	4-7	0-1	1-2	0	0	0	2	9	5	1	0	1	37
10	Jackson, Bianca	g	3-8	2-4	0-0	0	4	4	3	8	0	2	0	0	33
52	Harris, Tyasha	g	5-8	1-2	1-2	1	1	2	1	12	13	3	0	1	34
00	Patrick, Victoria	g	3-5	2-4	0-0	0	2	2	2	8	2	4	0	0	16
22	Wilson, A'Ja		10-12	1-1	5-8	2	6	8	2	26	1	2	4	3	21
23	Williams, Ladazia		0-0	0-0	0-0	0	0	0	0	0	0	0	0	0	3
Team						1	4	5							
Totals			32-53	6-12	11-18	9	25	34	17	81	23	17	8	6	200

1st	FG %: 4-16 25.0%	2nd	9-13 69.2%	3rd	9-11 81.8%	4th	10-13 76.9%	Game	32-53 60.4%	Deadball	
	3FG %: 0-3 0.0%		1-2 50.0%		3-4 75.0%		2-3 66.7%		6-12 50.0%	Rebounds	7
	FT %: 2-6 33.3%		2-6 33.3%		4-6 66.7%		9-9 100%		11-18 61.1%		

Kentucky 64 • 9-11, 1-5 SEC

#	Player	Total		3-Ptr		Rebounds			PF	TP	A	TO	Blk	Stl	Min
		FG	FGA	FG	FGA	FT	FTA	Off							
03	McKinney, KeKe	f	5-12	1-3	1-1	5	2	7	3	12	1	2	2	1	32
22	Cann, Makenzie	f	1-7	1-5	0-0	0	2	2	1	3	0	1	0	1	36
45	Rice, Alyssa	c	0-1	0-0	0-2	4	1	5	2	0	1	2	0	0	16
04	Morris, Maci	g	6-15	2-5	5-5	0	1	1	3	19	4	2	0	2	30
12	Murray, Taylor	g	7-15	1-4	2-2	0	2	2	1	17	2	4	0	1	40
24	Paschal, Amanda	g	0-0	0-0	0-0	1	0	1	0	0	0	0	0	0	4
20	Harrison, Dorie	g	4-11	0-0	3-5	3	4	7	3	11	0	3	1	1	30
32	Roper, Jaida	g	1-1	0-0	0-0	0	0	0	1	2	3	1	0	0	12
Team						2	0	2	1		1				
Totals			24-62	5-17	11-15	15	12	27	15	64	11	16	3	6	200

1st	FG %: 5-14 35.7%	2nd	4-13 30.8%	3rd	10-22 45.5%	4th	5-13 38.5%	Game	24-62 38.7%	Deadball	
	3FG %: 1-4 25.0%		0-1 0.0%		4-7 57.1%		0-3 0.0%		5-17 29.4%	Rebounds	2
	FT %: 1-2 50.0%		0-2 0.0%		4-4 100.0%		6-7 85.7%		11-15 73.3%		

Officials: Mark Zentz, Michael McConnell, Carla Fountain

Technical fouls: South Carolina-None, Kentucky-TEAM.

Attendance: 6521

Score by periods	1st	2nd	3rd	4th	Total
South Carolina	13	21	25	22	81
Kentucky	12	8	28	16	64

Points	In	Off	2nd	Fast	Bench
SC	42	15	7	8	34
UK	28	17	8	13	

Last FG - SC 4th-01:53, UK 4th-01:14.

Largest lead - SC by 22 4th-02:49, UK by 2 1st-00:48.

SC led for 35:00. UK led for 02:12. Game was tied for 02:42.

Score tied - 3 times.

Lead changed - 6 times.

Notables: Kentucky scored 28 points in the third quarter, which was its most scored in a single quarter in conference play this season ... The Wildcats had four players score in double digits in the game for the first time in SEC play this season ... Kentucky forced 17 turnovers in the contest, and scored 23 points off those turnovers ... Freshmen KeKe McKinney (12) and Dorie Harrison (11) each recorded career highs in scoring.



Kentucky Women's Basketball
Kentucky Combined Team Statistics (as of Jan 21, 2018)
All games



RECORD:	OVERALL	HOME	AWAY	NEUTRAL
ALL GAMES	9-11	6-5	3-6	0-0
CONFERENCE	1-5	0-3	1-2	0-0
NON-CONFERENCE	8-6	6-2	2-4	0-0

#	Player	gp-gs	min	avg	Total		3-Point		F-Throw		Rebounds				pf	dq	a	to	blk	stl	pts	avg
					fg-fga	fg%	3fg-fga	3fg%	ft-fa	ft%	off	def	tot	avg								
04	Morris, Maci	19-19	550	28.9	110-237	.464	41-92	.446	36-45	.800	12	67	79	4.2	44	1	35	35	12	22	297	15.6
24	Murray, Taylor	20-20	658	32.9	78-187	.417	12-39	.308	54-64	.844	31	66	97	4.9	41	0	72	34	2	45	222	11.1
14	Wyatt, Tatyana	14-4	258	18.4	43-100	.430	9-26	.346	19-27	.704	24	33	57	4.1	33	1	5	19	7	6	114	8.1
45	Rice, Alyssa	20-20	466	23.3	62-131	.473	0-0	.000	26-45	.578	57	84	141	7.1	56	2	18	24	20	6	150	7.5
22	Cann, Makenzie	20-20	542	27.1	48-134	.358	31-90	.344	15-16	.938	17	50	67	3.4	24	1	37	21	3	12	142	7.1
32	Roper, Jaida	19-2	433	22.8	44-112	.393	13-33	.394	30-46	.652	9	38	47	2.5	38	1	47	35	6	13	131	6.9
20	Harrison, Dorie	20-8	302	15.1	43-130	.331	0-0	.000	18-37	.486	34	49	83	4.2	38	1	14	31	13	6	104	5.2
03	McKinney, KeKe	20-7	324	16.2	26-86	.302	9-34	.265	9-13	.692	25	32	57	2.9	34	0	7	27	10	13	70	3.5
12	Paschal, Amanda	18-0	232	12.9	24-62	.387	3-13	.231	11-21	.524	15	16	31	1.7	11	0	19	9	0	3	62	3.4
23	Roach, Kameron	11-0	102	9.3	10-25	.400	0-3	.000	4-4	1.000	1	6	7	0.6	11	0	4	14	1	3	24	2.2
15	Hardin, Jessica	9-0	51	5.7	3-13	.231	3-11	.273	1-2	.500	0	4	4	0.4	4	0	3	2	0	2	10	1.1
02	Poffenberger, Paige	10-0	66	6.6	2-10	.200	0-3	.000	7-9	.778	0	4	4	0.4	10	0	1	3	0	4	11	1.1
00	Haisel, LaShae	6-0	16	2.7	3-3	1.000	0-0	.000	0-0	.000	0	3	3	0.5	0	0	2	2	0	0	6	1.0
	Team										54	26	80		1		5					
	Total.....	20	4000		496-1230	.403	121-344	.352	230-329	.699	279	478	757	37.8	345	7	264	261	74	135	1343	67.2
	Opponents.....	20	4000		447-1125	.397	119-357	.333	254-349	.728	225	482	707	35.3	349	-	276	305	87	111	1267	63.3

TEAM STATISTICS	UK	OPP	Date	Opponent	Score	Att.
SCORING	1343	1267	11/10/17	SACRAMENTO STATE	w 101-70	4313
Points per game	67.2	63.3	11/12/17	GARDNER-WEBB	w 72-34	4256
Scoring margin	+3.8	-	11/16/17	at Montana	w 71-54	2808
FIELD GOALS-ATT	496-1230	447-1125	11/19/17	at Washington State	w 73-68	991
Field goal pct	.403	.397	11/22/17	MOREHEAD STATE	w 86-53	4710
3 POINT FG-ATT	121-344	119-357	11/26/17	MARSHALL	w 69-39	4276
3-point FG pct	.352	.333	11/30/17	at Baylor	L 63-90	5356
3-pt FG made per game	6.1	6.0	12/03/17	TENNESSEE TECH	w 82-54	4561
FREE THROWS-ATT	230-329	254-349	12/05/17	EVANSVILLE	w 100-62	4071
Free throw pct	.699	.728	12/08/17	at FGCU	L 64-70	4333
F-Throws made per game	11.5	12.7	12/10/17	at Miami	L 54-65	868
REBOUNDS	757	707	12/17/17	LOUISVILLE	L 63-87	5871
Rebounds per game	37.8	35.3	12/21/17	CALIFORNIA	L 52-62	4753
Rebounding margin	+2.5	-	12/28/17	at Middle Tennessee	L 57-62	4209
ASSISTS	264	276	* 12/31/17	TENNESSEE	L 49-63	8921
Assists per game	13.2	13.8	* 01/04/18	at Texas A&M	L 70-74	3662
TURNOVERS	261	305	* 01/07/18	GEORGIA	L 42-56	5782
Turnovers per game	13.1	15.3	* 01/11/18	at Florida	w 56-53	1509
Turnover margin	+2.2	-	* 01/15/18	at Vanderbilt	L 55-70	2215
Assist/turnover ratio	1.0	0.9	* 01/21/18	SOUTH CAROLINA	L 64-81	6521
STEALS	135	111				
Steals per game	6.8	5.6				
BLOCKS	74	87				
Blocks per game	3.7	4.4				
ATTENDANCE	58035	25951				
Home games-Avg/Game	11-5276	9-2883				
Neutral site-Avg/Game	-	0-0				

Score by Periods	1st	2nd	3rd	4th	Totals
Kentucky	346	307	339	351	1343
Opponents	309	293	356	309	1267



Kentucky Women's Basketball
 Kentucky Combined Team Statistics (as of Jan 21, 2018)
 SEC games only



RECORD:	OVERALL	HOME	AWAY	NEUTRAL
ALL GAMES	1-5	0-3	1-2	0-0
CONFERENCE	1-5	0-3	1-2	0-0
NON-CONFERENCE	0-0	0-0	0-0	0-0

#	Player	gp-gs	min	avg	Total		3-Point		F-Throw		Rebounds				pf	dq	a	to	blk	stl	pts	avg
					fg-fga	fg%	3fg-fga	3fg%	ft-fa	ft%	off	def	tot	avg								
04	Morris, Maci	5-5	138	27.6	27-61	.443	7-23	.304	12-15	.800	1	11	12	2.4	10	0	10	9	1	8	73	14.6
24	Murray, Taylor	6-6	219	36.5	28-69	.406	3-11	.273	11-14	.786	8	14	22	3.7	12	0	20	13	1	18	70	11.7
20	Harrison, Dorie	6-2	125	20.8	18-48	.375	0-0	.000	6-10	.600	11	19	30	5.0	11	0	4	13	4	4	42	7.0
22	Cann, Makenzie	6-6	153	25.5	9-41	.220	9-30	.300	6-6	1.000	0	9	9	1.5	4	0	7	6	0	3	33	5.5
03	McKinney, KeKe	6-2	123	20.5	10-35	.286	3-14	.214	3-3	1.000	10	11	21	3.5	11	0	2	11	4	6	26	4.3
45	Rice, Alyssa	6-6	128	21.3	11-25	.440	0-0	.000	2-6	.333	16	17	33	5.5	17	0	3	5	2	0	24	4.0
14	Wyatt, Tatyana	5-2	91	18.2	8-30	.267	0-4	.000	4-6	.667	1	17	18	3.6	9	1	0	4	1	2	20	4.0
32	Roper, Jaida	6-1	123	20.5	7-28	.250	3-8	.375	7-8	.875	1	15	16	2.7	13	1	9	8	0	3	24	4.0
12	Paschal, Amanda	5-0	63	12.6	6-17	.353	2-5	.400	1-4	.250	3	0	3	0.6	2	0	3	4	0	2	15	3.0
23	Roach, Kameron	1-0	4	4.0	1-1	1.000	0-0	.000	0-0	.000	0	0	0	0.0	0	0	0	2	0	0	2	2.0
02	Poffenberger, Paige	4-0	33	8.3	0-2	.000	0-1	.000	7-8	.875	0	3	3	0.8	6	0	0	3	0	3	7	1.8
Team											18	4	22		1		3					
Total.....		6	1200		125-357	.350	27-96	.281	59-80	.738	69	120	189	31.5	96	2	58	81	13	49	336	56.0
Opponents.....		6	1200		138-329	.419	40-111	.360	81-101	.802	76	168	244	40.7	101	-	97	100	34	34	397	66.2

TEAM STATISTICS	UK	OPP	Date	Opponent	Score	Att.
SCORING	336	397	* 12/31/17	TENNESSEE	L 49-63	8921
Points per game	56.0	66.2	* 01/04/18	at Texas A&M	L 70-74	3662
Scoring margin	-10.2	-	* 01/07/18	GEORGIA	L 42-56	5782
FIELD GOALS-ATT	125-357	138-329	* 01/11/18	at Florida	W 56-53	1509
Field goal pct	.350	.419	* 01/15/18	at Vanderbilt	L 55-70	2215
3 POINT FG-ATT	27-96	40-111	* 01/21/18	SOUTH CAROLINA	L 64-81	6521
3-point FG pct	.281	.360				
3-pt FG made per game	4.5	6.7	* - SEC game			
FREE THROWS-ATT	59-80	81-101				
Free throw pct	.738	.802				
F-Throws made per game	9.8	13.5				
REBOUNDS	189	244				
Rebounds per game	31.5	40.7				
Rebounding margin	-9.2	-				
ASSISTS	58	97				
Assists per game	9.7	16.2				
TURNOVERS	81	100				
Turnovers per game	13.5	16.7				
Turnover margin	+3.2	-				
Assist/turnover ratio	0.7	1.0				
STEALS	49	34				
Steals per game	8.2	5.7				
BLOCKS	13	34				
Blocks per game	2.2	5.7				
ATTENDANCE	21224	7386				
Home games-Avg/Game	3-7075	3-2462				
Neutral site-Avg/Game	-	0-0				

Score by Periods	1st	2nd	3rd	4th	Totals
Kentucky	68	72	97	99	336
Opponents	95	87	114	101	397



Kentucky Women's Basketball
Kentucky Combined Team Statistics (as of Jan 21, 2018)
Home games



RECORD:	OVERALL	HOME	AWAY	NEUTRAL
ALL GAMES	6-5	6-5	0-0	0-0
CONFERENCE	0-3	0-3	0-0	0-0
NON-CONFERENCE	6-2	6-2	0-0	0-0

#	Player	gp-gs	min	avg	Total		3-Point		F-Throw		Rebounds				pf	dq	a	to	blk	stl	pts	avg
					fg-fga	fg%	3fg-fga	3fg%	ft-fga	ft%	off	def	tot	avg								
04	Morris, Maci	11-11	291	26.5	66-136	.485	25-53	.472	18-21	.857	7	36	43	3.9	24	0	20	15	10	16	175	15.9
14	Wyatt, Tatyana	7-0	120	17.1	27-48	.563	5-11	.455	12-18	.667	15	15	30	4.3	12	0	3	7	5	4	71	10.1
24	Murray, Taylor	11-11	342	31.1	37-99	.374	6-23	.261	20-25	.800	13	30	43	3.9	16	0	40	14	1	22	100	9.1
22	Cann, Makenzie	11-11	297	27.0	31-75	.413	19-51	.373	8-8	1.000	11	29	40	3.6	13	0	20	12	2	3	89	8.1
45	Rice, Alyssa	11-11	239	21.7	32-64	.500	0-0	.000	16-29	.552	29	45	74	6.7	25	0	15	14	11	4	80	7.3
32	Roper, Jaida	11-1	265	24.1	26-64	.406	5-17	.294	20-30	.667	4	22	26	2.4	29	1	34	18	5	7	77	7.0
20	Harrison, Dorie	11-5	180	16.4	26-86	.302	0-0	.000	13-27	.481	22	28	50	4.5	20	1	10	19	9	3	65	5.9
03	McKinney, KeKe	11-5	199	18.1	20-62	.323	6-21	.286	5-9	.556	20	19	39	3.5	18	0	5	19	10	8	51	4.6
12	Paschal, Amanda	9-0	98	10.9	11-24	.458	1-4	.250	9-15	.600	8	9	17	1.9	3	0	8	3	0	0	32	3.6
23	Roach, Kameron	7-0	78	11.1	7-20	.350	0-2	.000	4-4	1.000	1	6	7	1.0	9	0	4	8	1	3	18	2.6
15	Hardin, Jessica	6-0	37	6.2	3-9	.333	3-8	.375	1-2	.500	0	3	3	0.5	3	0	3	2	0	1	10	1.7
02	Poffenberger, Paige	5-0	38	7.6	1-6	.167	0-2	.000	4-4	1.000	0	3	3	0.6	5	0	0	1	0	2	6	1.2
00	Haisel, LaShae	6-0	16	2.7	3-3	1.000	0-0	.000	0-0	.000	0	3	3	0.5	0	0	2	2	0	0	6	1.0
Team											31	20	51		1		3					
Total.....		11	2200		290-696	.417	70-192	.365	130-192	.677	161	268	429	39.0	178	2	164	137	54	73	780	70.9
Opponents.....		11	2200		235-614	.383	58-180	.322	133-180	.739	115	257	372	33.8	201	-	148	183	57	54	661	60.1

TEAM STATISTICS	UK	OPP	Date	Opponent	Score	Att.
SCORING	780	661	11/10/17	SACRAMENTO STATE	w 101-70	4313
Points per game	70.9	60.1	11/12/17	GARDNER-WEBB	w 72-34	4256
Scoring margin	+10.8	-	11/22/17	MOREHEAD STATE	w 86-53	4710
FIELD GOALS-ATT	290-696	235-614	11/26/17	MARSHALL	w 69-39	4276
Field goal pct	.417	.383	12/03/17	TENNESSEE TECH	w 82-54	4561
3 POINT FG-ATT	70-192	58-180	12/05/17	EVANSVILLE	w 100-62	4071
3-point FG pct	.365	.322	12/17/17	LOUISVILLE	L 63-87	5871
3-pt FG made per game	6.4	5.3	12/21/17	CALIFORNIA	L 52-62	4753
FREE THROWS-ATT	130-192	133-180	* 12/31/17	TENNESSEE	L 49-63	8921
Free throw pct	.677	.739	* 01/07/18	GEORGIA	L 42-56	5782
F-Throws made per game	11.8	12.1	* 01/21/18	SOUTH CAROLINA	L 64-81	6521
REBOUNDS	429	372				
Rebounds per game	39.0	33.8				
Rebounding margin	+5.2	-				
ASSISTS	164	148				
Assists per game	14.9	13.5				
TURNOVERS	137	183				
Turnovers per game	12.5	16.6				
Turnover margin	+4.2	-				
Assist/turnover ratio	1.2	0.8				
STEALS	73	54				
Steals per game	6.6	4.9				
BLOCKS	54	57				
Blocks per game	4.9	5.2				
ATTENDANCE	58035	0				
Home games-Avg/Game	11-5276	0-0				
Neutral site-Avg/Game	-	0-0				

Score by Periods	1st	2nd	3rd	4th	Totals
Kentucky	213	181	190	196	780
Opponents	177	149	176	159	661



Kentucky Women's Basketball
Kentucky Combined Team Statistics (as of Jan 15, 2018)
Away games



RECORD:	OVERALL	HOME	AWAY	NEUTRAL
ALL GAMES	3-6	0-0	3-6	0-0
CONFERENCE	1-2	0-0	1-2	0-0
NON-CONFERENCE	2-4	0-0	2-4	0-0

#	Player	gp-gs	min	avg	Total		3-Point		F-Throw		Rebounds				pf	dq	a	to	blk	stl	pts	avg
					fg-fga	fg%	3fg-fga	3fg%	ft-fa	ft%	off	def	tot	avg								
04	Morris, Maci	8-8	259	32.4	44-101	.436	16-39	.410	18-24	.750	5	31	36	4.5	20	1	15	20	2	6	122	15.3
24	Murray, Taylor	9-9	316	35.1	41-88	.466	6-16	.375	34-39	.872	18	36	54	6.0	25	0	32	20	1	23	122	13.6
45	Rice, Alyssa	9-9	227	25.2	30-67	.448	0-0	.000	10-16	.625	28	39	67	7.4	31	2	3	10	9	2	70	7.8
32	Roper, Jaida	8-1	168	21.0	18-48	.375	8-16	.500	10-16	.625	5	16	21	2.6	9	0	13	17	1	6	54	6.8
14	Wyatt, Tatyana	7-4	138	19.7	16-52	.308	4-15	.267	7-9	.778	9	18	27	3.9	21	1	2	12	2	2	43	6.1
22	Cann, Makenzie	9-9	245	27.2	17-59	.288	12-39	.308	7-8	.875	6	21	27	3.0	11	1	17	9	1	9	53	5.9
20	Harrison, Dorie	9-3	122	13.6	17-44	.386	0-0	.000	5-10	.500	12	21	33	3.7	18	0	4	12	4	3	39	4.3
12	Paschal, Amanda	9-0	134	14.9	13-38	.342	2-9	.222	2-6	.333	7	7	14	1.6	8	0	11	6	0	3	30	3.3
03	McKinney, KeKe	9-2	125	13.9	6-24	.250	3-13	.231	4-4	1.000	5	13	18	2.0	16	0	2	8	0	5	19	2.1
23	Roach, Kameron	4-0	24	6.0	3-5	.600	0-1	.000	0-0	.000	0	0	0	0.0	2	0	0	6	0	0	6	1.5
02	Poffenberger, Paige	5-0	28	5.6	1-4	.250	0-1	.000	3-5	.600	0	1	1	0.2	5	0	1	2	0	2	5	1.0
15	Hardin, Jessica	3-0	14	4.7	0-4	.000	0-3	.000	0-0	.000	0	1	1	0.3	1	0	0	0	0	1	0	0.0
Team											23	6	29				2					
Total.....		9	1800		206-534	.386	51-152	.336	100-137	.730	118	210	328	36.4	167	5	100	124	20	62	563	62.6
Opponents.....		9	1800		212-511	.415	61-177	.345	121-169	.716	110	225	335	37.2	148	-	128	122	30	57	606	67.3

TEAM STATISTICS	UK	OPP	Date	Opponent	Score	Att.
SCORING	563	606	11/16/17	at Montana	w 71-54	2808
Points per game	62.6	67.3	11/19/17	at Washington State	w 73-68	991
Scoring margin	-4.8	-	11/30/17	at Baylor	L 63-90	5356
FIELD GOALS-ATT	206-534	212-511	12/08/17	at FGCU	L 64-70	4333
Field goal pct	.386	.415	12/10/17	at Miami	L 54-65	868
3 POINT FG-ATT	51-152	61-177	12/28/17	at Middle Tennessee	L 57-62	4209
3-point FG pct	.336	.345	* 01/04/18	at Texas A&M	L 70-74	3662
3-pt FG made per game	5.7	6.8	* 01/11/18	at Florida	w 56-53	1509
FREE THROWS-ATT	100-137	121-169	* 01/15/18	at Vanderbilt	L 55-70	2215
Free throw pct	.730	.716				
F-Throws made per game	11.1	13.4		* - SEC game		
REBOUNDS	328	335				
Rebounds per game	36.4	37.2				
Rebounding margin	-0.8	-				
ASSISTS	100	128				
Assists per game	11.1	14.2				
TURNOVERS	124	122				
Turnovers per game	13.8	13.6				
Turnover margin	-0.2	-				
Assist/turnover ratio	0.8	1.0				
STEALS	62	57				
Steals per game	6.9	6.3				
BLOCKS	20	30				
Blocks per game	2.2	3.3				
ATTENDANCE	0	25951				
Home games-Avg/Game	0-0	9-2883				
Neutral site-Avg/Game	-	0-0				

Score by Periods	1st	2nd	3rd	4th	Totals
Kentucky	133	126	149	155	563
Opponents	132	144	180	150	606



Kentucky Women's Basketball
Kentucky Combined Team Statistics (as of Jan 21, 2018)
Last 5 Games



RECORD:	OVERALL	HOME	AWAY	NEUTRAL
ALL GAMES	1-4	0-2	1-2	0-0
CONFERENCE	1-4	0-2	1-2	0-0
NON-CONFERENCE	0-0	0-0	0-0	0-0

#	Player	gp-gs	min	avg	Total		3-Point		F-Throw		Rebounds				pf	dq	a	to	blk	stl	pts	avg
					fg-fga	fg%	3fg-fga	3fg%	ft-fa	ft%	off	def	tot	avg								
04	Morris, Maci	4-4	109	27.3	21-47	.447	4-15	.267	9-12	.750	1	9	10	2.5	6	0	10	8	1	5	55	13.8
24	Murray, Taylor	5-5	182	36.4	26-57	.456	3-8	.375	11-14	.786	7	11	18	3.6	10	0	17	11	1	14	66	13.2
20	Harrison, Dorie	5-2	108	21.6	14-39	.359	0-0	.000	5-9	.556	11	18	29	5.8	11	0	4	12	3	4	33	6.6
22	Cann, Makenzie	5-5	129	25.8	8-33	.242	8-23	.348	6-6	1.000	0	8	8	1.6	4	0	5	4	0	3	30	6.0
03	McKinney, KeKe	5-1	107	21.4	10-30	.333	3-12	.250	3-3	1.000	10	11	21	4.2	11	0	1	8	3	5	26	5.2
14	Wyatt, Tatyana	4-2	73	18.3	6-25	.240	0-3	.000	4-6	.667	0	12	12	3.0	9	1	0	4	1	1	16	4.0
32	Roper, Jaida	5-1	91	18.2	5-21	.238	2-4	.500	7-8	.875	1	11	12	2.4	9	1	7	6	0	2	19	3.8
45	Rice, Alyssa	5-5	101	20.2	8-19	.421	0-0	.000	2-4	.500	12	13	25	5.0	14	0	2	5	2	0	18	3.6
12	Paschal, Amanda	5-0	63	12.6	6-17	.353	2-5	.400	1-4	.250	3	0	3	0.6	2	0	3	4	0	2	15	3.0
23	Roach, Kameron	1-0	4	4.0	1-1	1.000	0-0	.000	0-0	.000	0	0	0	0.0	0	0	0	2	0	0	2	2.0
02	Poffenberger, Paige	4-0	33	8.3	0-2	.000	0-1	.000	7-8	.875	0	3	3	0.8	6	0	0	3	0	3	7	1.8
Team											15	2	17		1		2					
Total.....		5	1000		105-291	.361	22-71	.310	55-74	.743	60	98	158	31.6	83	2	49	69	11	39	287	57.4
Opponents.....		5	1000		115-272	.423	35-94	.372	69-86	.802	62	132	194	38.8	86	-	79	79	27	29	334	66.8

TEAM STATISTICS	UK	OPP	Date	Opponent	Score	Att.
SCORING	287	334	* 01/04/18	at Texas A&M	L 70-74	3662
Points per game	57.4	66.8	* 01/07/18	GEORGIA	L 42-56	5782
Scoring margin	-9.4	-	* 01/11/18	at Florida	w 56-53	1509
FIELD GOALS-ATT	105-291	115-272	* 01/15/18	at Vanderbilt	L 55-70	2215
Field goal pct	.361	.423	* 01/21/18	SOUTH CAROLINA	L 64-81	6521
3 POINT FG-ATT	22-71	35-94	* - SEC game			
3-point FG pct	.310	.372				
3-pt FG made per game	4.4	7.0				
FREE THROWS-ATT	55-74	69-86				
Free throw pct	.743	.802				
F-Throws made per game	11.0	13.8				
REBOUNDS	158	194				
Rebounds per game	31.6	38.8				
Rebounding margin	-7.2	-				
ASSISTS	49	79				
Assists per game	9.8	15.8				
TURNOVERS	69	79				
Turnovers per game	13.8	15.8				
Turnover margin	+2.0	-				
Assist/turnover ratio	0.7	1.0				
STEALS	39	29				
Steals per game	7.8	5.8				
BLOCKS	11	27				
Blocks per game	2.2	5.4				
ATTENDANCE	12303	7386				
Home games-Avg/Game	2-6152	3-2462				
Neutral site-Avg/Game	-	0-0				

Score by Periods	1st	2nd	3rd	4th	Totals
Kentucky	61	59	86	81	287
Opponents	69	77	101	87	334



Kentucky Women's Basketball
Kentucky Game-by-Game Highs (as of Jan 21, 2018)
All games



Opponent	Date	Score	Points	Rebounds	Assists	Steals	Blocked shots
SACRAMENTO STATE	11/10/17	101-70	22-Murray, Taylor	9-Harrison, Dorie	3-Murray, Taylor Roper, Jaida Harrison, Dorie Roach, Kameron	2-McKinney, KeKe	1-Murray, Taylor Rice, Alyssa Roper, Jaida Harrison, Dorie Roach, Kameron
GARDNER-WEBB	11/12/17	72-34	11-Rice, Alyssa	10-Morris, Maci	4-Morris, Maci	1-Cann, Makenzie Murray, Taylor Morris, Maci	3-Morris, Maci
at Montana	11/16/17	71-54	18-Murray, Taylor	12-Murray, Taylor	3-Murray, Taylor Roper, Jaida	3-Murray, Taylor	1-Morris, Maci Rice, Alyssa
at Washington State	11/19/17	73-68	20-Morris, Maci	10-Cann, Makenzie	8-Murray, Taylor	4-Murray, Taylor	1-Rice, Alyssa Roper, Jaida
MOREHEAD STATE	11/22/17	86-53	19-Morris, Maci	10-Cann, Makenzie	6-Murray, Taylor	3-Morris, Maci	3-McKinney, KeKe
MARSHALL	11/26/17	69-39	19-Rice, Alyssa	10-Rice, Alyssa	5-Roper, Jaida	2-Morris, Maci	2-Rice, Alyssa Roper, Jaida
at Baylor	11/30/17	63-90	22-Morris, Maci	7-Harrison, Dorie	5-Murray, Taylor	1-Roper, Jaida Murray, Taylor	1-Harrison, Dorie Rice, Alyssa Cann, Makenzie
TENNESSEE TECH	12/03/17	82-54	16-Morris, Maci	7-Harrison, Dorie	6-Roper, Jaida	3-Murray, Taylor	3-Wyatt, Tatyana Morris, Maci
EVANSVILLE	12/05/17	100-62	20-Wyatt, Tatyana Morris, Maci	10-Wyatt, Tatyana	6-Roper, Jaida Cann, Makenzie	1-Wyatt, Tatyana Murray, Taylor Roach, Kameron Rice, Alyssa Roper, Jaida	5-Harrison, Dorie
at FGCU	12/08/17	64-70	19-Murray, Taylor	10-Cann, Makenzie	2-Roper, Jaida Morris, Maci Cann, Makenzie	2-Cann, Makenzie Roper, Jaida Murray, Taylor	1-Wyatt, Tatyana Rice, Alyssa
at Miami	12/10/17	54-65	18-Morris, Maci	12-Rice, Alyssa	2-Cann, Makenzie Murray, Taylor	2-Morris, Maci	1-Morris, Maci Rice, Alyssa
LOUISVILLE	12/17/17	63-87	16-Morris, Maci	7-Murray, Taylor	7-Murray, Taylor	5-Murray, Taylor	1-Rice, Alyssa Morris, Maci
CALIFORNIA	12/21/17	52-62	21-Morris, Maci	10-Rice, Alyssa	3-Murray, Taylor	2-Rice, Alyssa Murray, Taylor Roper, Jaida	1-Rice, Alyssa
at Middle Tennessee	12/28/17	57-62	13-Morris, Maci	8-Rice, Alyssa	3-Cann, Makenzie Morris, Maci	2-Murray, Taylor Morris, Maci	4-Rice, Alyssa
TENNESSEE	12/31/17	49-63	18-Morris, Maci	8-Rice, Alyssa	3-Murray, Taylor	4-Murray, Taylor	1-McKinney, KeKe Harrison, Dorie
at Texas A&M	01/04/18	70-74	22-Morris, Maci	8-Rice, Alyssa	6-Murray, Taylor	2-McKinney, KeKe	None
GEORGIA	01/07/18	42-56	10-Cann, Makenzie	9-Harrison, Dorie	4-Murray, Taylor	2-Murray, Taylor Morris, Maci	2-Rice, Alyssa
at Florida	01/11/18	56-53	19-Murray, Taylor	6-Wyatt, Tatyana Morris, Maci Roper, Jaida Murray, Taylor	2-Murray, Taylor Harrison, Dorie Morris, Maci	3-Murray, Taylor	1-Murray, Taylor
at Vanderbilt	01/15/18	55-70	23-Murray, Taylor	6-McKinney, KeKe Rice, Alyssa	3-Murray, Taylor	7-Murray, Taylor	2-Harrison, Dorie
SOUTH CAROLINA	01/21/18	64-81	19-Morris, Maci	7-Harrison, Dorie McKinney, KeKe	4-Morris, Maci	2-Morris, Maci	2-McKinney, KeKe



Kentucky Women's Basketball
Kentucky Team Game-by-Game (as of Jan 21, 2018)
All games



TEAM STATISTICS

Opponent	Date	Score	W	Total		3-Pointers		Free throws		Rebounds				pf	a	t/o	blk	stl	pts	avg
				fg-fga	pct	3fg-fga	pct	ft-fta	pct	off	def	tot	avg							
SACRAMENTO STATE	11/10/17	101-70	W	35-70	.500	9-20	.450	22-28	.786	14	28	42	42.0	16	18	11	5	6	101	101.0
GARDNER-WEBB	11/12/17	72-34	W	31-73	.425	4-18	.222	6-8	.750	17	36	53	47.5	14	14	7	6	3	72	86.5
at Montana	11/16/17	71-54	W	25-58	.431	8-26	.308	13-15	.867	12	29	41	45.3	23	14	11	2	7	71	81.3
at Washington State	11/19/17	73-68	W	27-65	.415	7-22	.318	12-15	.800	21	27	48	46.0	12	17	17	2	8	73	79.2
MOREHEAD STATE	11/22/17	86-53	W	31-55	.564	10-17	.588	14-22	.636	10	30	40	44.8	22	25	14	6	8	86	80.6
MARSHALL	11/26/17	69-39	W	26-63	.413	7-15	.467	10-16	.625	20	27	47	45.2	9	17	11	5	6	69	78.7
at Baylor	11/30/17	63-90	L	19-59	.322	11-19	.579	14-26	.538	17	19	36	43.9	15	11	15	3	2	63	76.4
TENNESSEE TECH	12/03/17	82-54	W	32-66	.485	6-17	.353	12-18	.667	18	28	46	44.1	20	22	14	9	7	82	77.1
EVANSVILLE	12/05/17	100-62	W	40-70	.571	8-17	.471	12-24	.500	17	21	38	43.4	15	23	6	10	5	100	79.7
at FGCU	12/08/17	64-70	L	26-66	.394	2-9	.222	10-14	.714	16	26	42	43.3	22	8	16	2	8	64	78.1
at Miami	12/10/17	54-65	L	20-63	.317	5-19	.263	9-12	.750	13	28	41	43.1	25	6	15	2	5	54	75.9
LOUISVILLE	12/17/17	63-87	L	22-49	.449	6-12	.500	13-20	.650	5	20	25	41.6	17	12	16	2	5	63	74.8
CALIFORNIA	12/21/17	52-62	L	18-68	.265	7-20	.350	9-12	.750	25	18	43	41.7	15	7	12	1	9	52	73.1
at Middle Tennessee	12/28/17	57-62	L	19-48	.396	4-17	.235	15-19	.789	5	21	26	40.6	24	12	15	6	7	57	71.9
TENNESSEE	12/31/17	49-63	L	20-66	.303	5-25	.200	4-6	.667	9	22	31	39.9	13	9	12	2	10	49	70.4
at Texas A&M	01/04/18	70-74	L	27-61	.443	7-18	.389	9-10	.900	11	16	27	39.1	19	15	9	0	3	70	70.4
GEORGIA	01/07/18	42-56	L	11-54	.204	3-14	.214	17-23	.739	11	26	37	39.0	22	6	18	5	8	42	68.7
at Florida	01/11/18	56-53	W	23-55	.418	6-12	.500	4-7	.571	10	26	36	38.8	8	10	12	1	6	56	68.0
at Vanderbilt	01/15/18	55-70	L	20-59	.339	1-10	.100	14-19	.737	13	18	31	38.4	19	7	14	2	16	55	67.3
SOUTH CAROLINA	01/21/18	64-81	L	24-62	.387	5-17	.294	11-15	.733	15	12	27	37.8	15	11	16	3	6	64	67.2
Kentucky		1343		496-1230	.403	121-344	.352	230-329	.699	279	478	757	37.8	345	264	261	74	135	1343	67.2
Opponents		1267		447-1125	.397	119-357	.333	254-349	.728	225	482	707	35.3	349	276	305	87	111	1267	63.3

Games played: 20
Points/game: 67.2
FG Pct: 40.3
3FG Pct: 35.2
FT Pct: 69.9

Rebounds/game: 37.8
Assists/game: 13.2
Turnovers/game: 13.1
Assist/turnover ratio: 1.0
Steals/game: 6.8
Blocks/game: 3.7



Kentucky Women's Basketball
Kentucky Opponent Game-by-Game (as of Jan 21, 2018)
All games



OPPONENT STATISTICS

Opponent	Date	Score		Total		3-Pointers		Free throws		Rebounds				pf	a	t/o	blk	stl	pts	avg
				fg-fga	pct	3fg-fga	pct	ft-fta	pct	off	def	tot	avg							
SACRAMENTO STATE	11/10/17	101-70	W	26-72	.361	5-25	.200	13-18	.722	17	25	42	42.0	25	15	16	4	8	70	70.0
GARDNER-WEBB	11/12/17	72-34	W	14-55	.255	3-15	.200	3-8	.375	5	23	28	35.0	13	7	16	5	2	34	52.0
at Montana	11/16/17	71-54	W	16-56	.286	4-19	.211	18-25	.720	14	22	36	35.3	13	12	10	3	4	54	52.7
at Washington State	11/19/17	73-68	W	29-70	.414	5-19	.263	5-5	1.000	13	19	32	34.5	17	12	12	3	8	68	56.5
MOREHEAD STATE	11/22/17	86-53	W	18-66	.273	3-17	.176	14-21	.667	19	18	37	35.0	17	7	15	6	5	53	55.8
MARSHALL	11/26/17	69-39	W	14-47	.298	3-10	.300	8-9	.889	5	17	22	32.8	15	6	16	1	4	39	53.0
at Baylor	11/30/17	63-90	L	35-65	.538	9-17	.529	11-16	.688	13	29	42	34.1	20	21	13	8	6	90	58.3
TENNESSEE TECH	12/03/17	82-54	W	17-51	.333	3-13	.231	17-20	.850	6	17	23	32.8	19	12	16	3	2	54	57.8
EVANSVILLE	12/05/17	100-62	W	22-47	.468	8-19	.421	10-11	.909	4	19	23	31.7	22	14	20	1	3	62	58.2
at FGCU	12/08/17	64-70	L	23-50	.460	9-23	.391	15-27	.556	8	26	34	31.9	15	12	16	2	7	70	59.4
at Miami	12/10/17	54-65	L	24-60	.400	2-15	.133	15-28	.536	14	29	43	32.9	17	15	12	6	9	65	59.9
LOUISVILLE	12/17/17	63-87	L	33-68	.485	10-23	.435	11-16	.688	15	21	36	33.2	24	22	11	3	4	87	62.2
CALIFORNIA	12/21/17	52-62	L	21-44	.477	8-14	.571	12-18	.667	8	23	31	33.0	12	15	17	6	6	62	62.2
at Middle Tennessee	12/28/17	57-62	L	17-45	.378	7-17	.412	21-26	.808	8	26	34	33.1	19	9	15	2	9	62	62.1
TENNESSEE	12/31/17	49-63	L	23-57	.404	5-17	.294	12-15	.800	14	36	50	34.2	15	18	21	7	5	63	62.2
at Texas A&M	01/04/18	70-74	L	24-51	.471	8-15	.533	18-22	.818	12	22	34	34.2	16	15	12	2	4	74	62.9
GEORGIA	01/07/18	42-56	L	15-54	.278	4-15	.267	22-26	.846	13	33	46	34.9	22	9	18	13	9	56	62.5
at Florida	01/11/18	56-53	W	20-61	.328	10-36	.278	3-4	.750	16	22	38	35.1	10	15	13	3	5	53	62.0
at Vanderbilt	01/15/18	55-70	L	24-53	.453	7-16	.438	15-16	.938	12	30	42	35.4	21	17	19	1	5	70	62.4
SOUTH CAROLINA	01/21/18	64-81	L	32-53	.604	6-12	.500	11-18	.611	9	25	34	35.3	17	23	17	8	6	81	63.3
Opponents		1267		447-1125	.397	119-357	.333	254-349	.728	225	482	707	35.3	349	276	305	87	111	1267	63.3
Kentucky		1343		496-1230	.403	121-344	.352	230-329	.699	279	478	757	37.8	345	264	261	74	135	1343	67.2

Games played: 20
Points/game: 63.3
FG Pct: 39.7
3FG Pct: 33.3
FT Pct: 72.8

Rebounds/game: 35.3
Assists/game: 13.8
Turnovers/game: 15.3
Assist/turnover ratio: 0.9
Steals/game: 5.6
Blocks/game: 4.4



Kentucky Women's Basketball
 Kentucky Team Game-by-Game Comparison (as of Jan 21, 2018)
 All games



Opponent	1st	2nd	Score	Mar	Total FG	FG Pct	3-Pointers	3FG Pct	Free Throws	FT Pct	Rebounds	Assist	T/Over	Block	Steal	Fouls	
SACRAMENTO STATE	56/42	45/28	101-70	+31	35-70/26-72	.500/.361	9-20/5-25	.450/.200	22-28/13-18	.786/.722	42/42	-	18/15	11/16	5/4	6/8	16/25
GARDNER-WEBB	35/16	37/18	72-34	+38	31-73/14-55	.425/.255	4-18/3-15	.222/.200	6-8/3-8	.750/.375	53/28	+25	14/7	7/16	6/5	3/2	14/13
Montana	27/27	44/27	71-54	+17	25-58/16-56	.431/.286	8-26/4-19	.308/.211	13-15/18-25	.867/.720	41/36	+5	14/12	11/10	2/3	7/4	23/13
Washington State	34/35	39/33	73-68	+5	27-65/29-70	.415/.414	7-22/5-19	.318/.263	12-15/5-5	.800/1000	48/32	+16	17/12	17/12	2/3	8/8	12/17
MOREHEAD STATE	46/27	40/26	86-53	+33	31-55/18-66	.564/.273	10-17/3-17	.588/.176	14-22/14-21	.636/.667	40/37	+3	25/7	14/15	6/6	8/5	22/17
MARSHALL	37/21	32/18	69-39	+30	26-63/14-47	.413/.298	7-15/3-10	.467/.300	10-16/8-9	.625/.889	47/22	+25	17/6	11/16	5/1	6/4	9/15
Baylor	34/50	29/40	63-90	(27)	19-59/35-65	.322/.538	11-19/9-17	.579/.529	14-26/11-16	.538/.688	36/42	(6)	11/21	15/13	3/8	2/6	15/20
TENNESSEE TECH	49/24	33/30	82-54	+28	32-66/17-51	.485/.333	6-17/3-13	.353/.231	12-18/17-20	.667/.850	46/23	+23	22/12	14/16	9/3	7/2	20/19
EVANSVILLE	55/23	45/39	100-62	+38	40-70/22-47	.571/.468	8-17/8-19	.471/.421	12-24/10-11	.500/.909	38/23	+15	23/14	6/20	10/1	5/3	15/22
FGCU	26/35	38/35	64-70	(6)	26-66/23-50	.394/.460	2-9/9-23	.222/.391	10-14/15-27	.714/.556	42/34	+8	8/12	16/16	2/2	8/7	22/15
Miami	30/23	24/42	54-65	(11)	20-63/24-60	.317/.400	5-19/2-15	.263/.133	9-12/15-28	.750/.536	41/43	(2)	6/15	15/12	2/6	5/9	25/17
LOUISVILLE	25/47	38/40	63-87	(24)	22-49/33-68	.449/.485	6-12/10-23	.500/.435	13-20/11-16	.650/.688	25/36	(11)	12/22	16/11	2/3	5/4	17/24
CALIFORNIA	27/30	25/32	52-62	(10)	18-68/21-44	.265/.477	7-20/8-14	.350/.571	9-12/12-18	.750/.667	43/31	+12	7/15	12/17	1/6	9/6	15/12
Middle Tennessee	32/20	25/42	57-62	(5)	19-48/17-45	.396/.378	4-17/7-17	.235/.412	15-19/21-26	.789/.808	26/34	(8)	12/9	15/15	6/2	7/9	24/19
TENNESSEE	20/36	29/27	49-63	(14)	20-66/23-57	.303/.404	5-25/5-17	.200/.294	4-6/12-15	.667/.800	31/50	(19)	9/18	12/21	2/7	10/5	13/15
Texas A&M	36/39	34/35	70-74	(4)	27-61/24-51	.443/.471	7-18/8-15	.389/.533	9-10/18-22	.900/.818	27/34	(7)	15/15	9/12	0/2	3/4	19/16
GEORGIA	24/26	18/30	42-56	(14)	11-54/15-54	.204/.278	3-14/4-15	.214/.267	17-23/22-26	.739/.846	37/46	(9)	6/9	18/18	5/13	8/9	22/22
Florida	20/18	36/35	56-53	+3	23-55/20-61	.418/.328	6-12/10-36	.500/.278	4-7/3-4	.571/.750	36/38	(2)	10/15	12/13	1/3	6/5	8/10
Vanderbilt	20/29	35/41	55-70	(15)	20-59/24-53	.339/.453	1-10/7-16	.100/.438	14-19/15-16	.737/.938	31/42	(11)	7/17	14/19	2/1	16/5	19/21
SOUTH CAROLINA	20/34	44/47	64-81	(17)	24-62/32-53	.387/.604	5-17/6-12	.294/.500	11-15/11-18	.733/.611	27/34	(7)	11/23	16/17	3/8	6/6	15/17

Note: Game totals are displayed in the format TEAM/OPPONENT for each category