



Mississippi State Bulldogs (14-5, 2-4) vs. Kentucky Wildcats (14-5, 4-3)

Basketball Communications

288 Lakeview Drive, Mississippi State, MS 39762

GREGG ELLIS, Primary Contact

(W) 662.325.3595 | (C) 662.322.0145 | gellis@athletics.msstate.edu

Twitter: @msusportsgregg & @HailStateMBK | www.hailstate.com

Mary Catherine Molay, Secondary Contact

(C) 205.907.7069 | mcmolay@athletics.msstate.edu

Twitter: @guacamolay85

SERIES INFORMATION

Series: 94-20, Kentucky

Home: 35-12, Kentucky

Away: 47-5, Kentucky

Neutral: 12-3, Kentucky

Last Meeting: Kentucky, 88-81 (1-17-17)

Mississippi State Coach: Ben Howland

MSU Record: 44-38, 3rd year

Career Record: 445-244, 22nd year

vs. Kentucky: 2-4

Kentucky Coach: John Calipari

Kentucky Record: 263-58, 9th year

Career Record: 666-196, 26th year



GAME INFORMATION

When: Tuesday, Jan. 23, 2018

Time: 8 p.m. CT

Location: Lexington, Ky.

Arena: Rupp Arena

TV: ESPN

PxP: Joe Tessitore

Analyst: Sean Farnham

Sideline: Laura Rutledge

MSU Radio Network:

PxP: Neil Price

Analyst: Richard Williams

Sirius/XM: 138/191

Projected Starting 5



0 Nick Weatherspoon

6-2 | 195 | Fr. | G

Canton, MS

PPG: _____ 10.3

APG: _____ 2.3

FG%: _____ .430

FT%: _____ .688



11 Quinndary Weatherspoon

6-4 | 205 | Jr. | G

Canton, MS

PPG: _____ 14.5

RPG: _____ 5.8

FG%: _____ .505

FT%: _____ .753



23 Tyson Carter

6-4 | 165 | So. | G

Starkville, MS

PPG: _____ 9.5

RPG: _____ 2.2

FG%: _____ .424

FT%: _____ .857



24 Abdul Ado

6-11 | 250 | Fr. | F

Lagos, Nigeria

PPG: _____ 7.3

RPG: _____ 7.1

FG%: _____ .643

FT%: _____ .434



35 Aric Holman

6-10 | 225 | Jr. | F

Owensboro, KY

PPG: _____ 12.1

RPG: _____ 7.3

FG%: _____ .618

FT%: _____ .691

WHAT TO NOTE AS MISSISSIPPI STATE PLAYS KENTUCKY . . .

- After winning three straight in this series, Mississippi State has now lost 10 in a row to Kentucky.
- During this stretch, two games went into overtime, while seven have been decided by 10 points or less, including the last two.
- The Bulldogs last won at Rupp Arena in 2009, 66-57.
- MSU is also looking to snap a 11-game losing streak on the road dating back to last season. It's 0-4 this year with losses at Cincinnati, Ole Miss, Florida and Alabama.
- The Bulldogs' last road win came at Arkansas on Jan. 10, 2017, an 84-78 victory.
- At Alabama, junior forward **Aric Holman** recorded his fifth double-double of the year and the seventh of his career with 11 points and 10 rebounds. It was also his second-straight double-double following his 18 point, career-high 14-rebound effort against Vanderbilt.
- MSU has totaled nine double-doubles on the year, with **Abdul Ado** accounting for three and **Quinndary Weatherspoon** having the other.
- Junior guard **Quinndary Weatherspoon** had 12 points against the Crimson Tide to give him 1,124 for his career, passing Red Stroud, Tyrone Washington and Greg Carter for the 30th most in school history.
- **Aric Holman** has 101-career blocked shots, the 8th most in school history. He needs 16 more to tie Wiley Peck (1976-79) for seventh at 117.
- **Abdul Ado** has a team-high 38 blocked shots, the fifth most by a freshman in school history.
- MSU is 20th nationally with its 5.6 blocks, while **Abdul Ado** ranks 41st in the country.
- Mississippi State leads the SEC and is 25th nationally in points allowed at 64.7. MSU is also 23rd in the nation in field goal defense at 39.5 percent.
- MSU has two players on its roster from Kentucky, junior **Aric Holman** and sophomore **Eli Wright**, both from Owensboro.
- Reggie Perry, a native of Georgia who signed with Mississippi State back in November, was named a McDonald's All-American last week.
- At Alabama, MSU was out-rebounded for just the second time in SEC play (40-38).

2017-18 MISSISSIPPI STATE SCHEDULE/RESULTS

NOVEMBER

10	ALABAMA STATE (SECN+)	W, 96-68
18	FLORIDA A&M (SECN+)	W, 79-48
20	GREEN BAY (SECN+)	W, 77-68
22	STEPHEN F. AUSTIN (SECN+)	W, 80-75
26	JACKSONVILLE STATE (SECN+)	W, 59-56
30	NORTH DAKOTA STATE (SECN)	W, 83-59

DECEMBER

3	DAYTON (SECN)	W, 61-59
9	NORTH GEORGIA (SECN+)	W, 95-62
12	at Cincinnati (ESP2)	L, 65-50
16	UT Martin (SECN+)	W, 92-61
20	LITTLE ROCK (SECN+)	W, 64-48
23	vs. Southern Miss ^	W, 70-64
30	North Florida (SECN+)	W, 109-81

JANUARY

2	ARKANSAS (SECN)	W, 78-75
6	at Ole Miss (SECN)	L, 64-58
10	at Florida (SECN)	L, 71-54
13	AUBURN (SECN)	L, 76-68
16	VANDERBILT (SECN)	W, 80-62
20	at Alabama (SECN)	L, 68-62
23	at Kentucky (ESPN)	8 p.m.
27	MISSOURI (SECN)	7:30p.m.
31	at South Carolina (SECN)	7:30 p.m.

FEBRUARY

3	GEORGIA (ESPNU)	5 p.m.
6	ALABAMA (SECN)	6 p.m.
10	at Missouri (ESP2)	1 p.m.
14	at Vanderbilt (SECN)	6 p.m.

17	OLE MISS (SECN)	7:30 p.m.
20	at Texas A&M (SECN)	6 p.m.
24	SOUTH CAROLINA (SECN)	2:30 p.m.
27	TENNESSEE (SECN)	6 p.m.

MARCH

3	at LSU (SECN)	Noon
---	---------------	------

2018 SEC Tournament

8-12	SEC Tournament (SECN, ESPNU, ABC)!	TBA
------	------------------------------------	-----

^ - Jackson, Miss (Mississippi Coliseum)

! - St. Louis (Scottrade Arena)

2017-18 MISSISSIPPI STATE NUMERICAL ROSTER

No.	Name	Pos.	Ht.	Wt.	Yr.	Exp.	Hometown
0	Nick Weatherpsoon	G	6-2	195	Fr.	HS	Canton, MS (Velma Jackson HS)
1	Lamar Peters	G	6-0	185	So.	1L	New Orleans, LA (Landry-Walker HS)
2	Eli Wright	G	6-4	190	So.	1L	Owensboro, KY (22 Feet Academy)
3	Xavian Stapleton	G	6-6	210	Jr.	1L	Flora, MS (Louisiana Tech)
5	Mitchell Storm	F	6-7	202	So.	TR	Madison, MS (East Mississippi CC)
10	Tate Clayton	G	6-2	170	Fr.	HS	Tupelo, MS (Tupelo HS)
11	Quinnndary Weatherspoon	G	6-4	205	Jr.	2L	Canton, MS (Velma Jackson HS)
12	Drew Davis	G	5-10	165	Sr.	1L	Atlanta, GA (Ft. Walton Beach HS)
13	Nick Singleton	G	6-5	195	Jr.	1L	Decatur, GA (Kennesaw State)
15	T.J. Gray	G	6-0	170	So.	HS	Columbus, MS (Columbus HS)
22	KeyShawn Feazell	F	6-8	230	Fr.	HS	New Hebron, MS (Lawrence County HS)
23	Tyson Carter	G	6-4	165	So.	1L	Starkville, MS (Starkville HS)
24	Abdul Ado	F	6-11	250	Fr.	HS	Lagos, Nigeria (Hamilton Heights HS)
35	Aric Holman	F	6-10	225	Jr.	2L	Owensboro, KY (Owensboro HS)
45	E.J. Datcher	C	6-10	240	Fr.	1L	Harpersville, AL (Vincent HS)

Head Coach: Ben Howland (Weber State, 1979; 3rd year)
Assistant Coaches: George Brooks (Mississippi State, 1997; 8th year)
 Korey McCray (Mercer, 2001; 3rd year)
 Ernie Zeigler (Cleary College, 1994; 3rd year)
Director of Basketball Operations: Michael Moynihan
Director of Basketball Performance: Collin Crane
Graduate Assistant Coaches: Alfred Aboya
 Bo Rodriguez

2016-17 A-Z Roster

No.	Name	Yr.
24	Ado, Abdul	Fr.
23	Carter, Tyson	So.
10	Clayton, Tate	Fr.
45	Datcher, EJ	So.
12	Davis, Drew	Sr.
22	Feazell, KeyShawn	Fr.
15	Gray, T.J.	So.
35	Holman, Aric	Jr.
1	Peters, Lamar	So.
13	Singleton, Nick	Jr.
3	Stapleton, Xavian	Jr.
5	Storm, Mitchell	So.
0	Weatherspoon, Nick	Fr.
11	Weatherspoon, Quinnndary	Jr.
2	Wright, Eli	So.

By State/Country

Alabama (1)		
45	Datcher, EJ	So.
Georgia (2)		
12	Davis, Drew	Sr.
13	Singleton, Nick	Jr.
Kentucky (2)		
35	Holman, Aric	Jr.
2	Wright, Eli	So.
Louisiana (1)		
1	Peters, Lamar	So.
Mississippi (8)		
23	Carter, Tyson	So.
10	Clayton, Tate	Fr.
22	Feazell, KeyShawn	Fr.
15	Gray, T.J.	So.
3	Stapleton, Xavian	Jr.
5	Storm, Mitchell	So.
0	Weatherspoon, Nick	Fr.
11	Weatherspoon, Quinnndary	Jr.
Nigeria (1)		
24	Ado, Abdul	Fr.

PRONCIATION GUIDE
 ABDUL ADO: AB-DOOL A-DO
 ARIC HOLEMAN: ERIC
 QUINNNDARY WEATHERSPOON: QUINN-DARE-EE
 XAVIAN STAPLETON: ZAY-VEE-AWN

GENERAL INFORMATION

Location: Starkville, MS
 Founded: February 28, 1878
 Enrollment: 21,622
 Conference: SEC
 Nickname: Bulldogs
 Colors: Maroon & White
 Arena: Humphrey Coliseum (10,500)
 President: Dr. Mark E. Keenum
 Athletics Director: John Cohen
 Web Site: www.hailstate.com
 Twitter: @HailStateMBK
 Hashtag: #HailState

BASKETBALL HISTORY

First Year of Basketball: 1908-09
 All-Time Record: 1,391-1,180/106 years
 All-Time SEC Record: 579-765
 Total Number of Head Coaches: 20
 Humphrey Coliseum Record: 441-179
 20-Win Seasons: 17
 NCAA Tournament Appearances: 10 (11-10)
 NCAA Tournament Final Fours: 1 (1996)
 NIT Appearances: 8 (7-8)
 NIT Final Fours: 1 (2007)
 SEC Championships: 6
 (2004, 1991, 1963, 1962, 1961, 1959)
 SEC Tournament Championships: 3
 (2009, 2002 and 1996)
 SEC Tournament Record: 30-53
 SEC Western Division Titles: 7
 (2010, 2008, 2007, 2004, 2003, 1996, 1995)

TEAM INFORMATION

2016-17 Overall Record: 16-16
 2016-17 SEC Record: 6-12, 12th
 National Ranking: n/a
 Starters Returning/Lost: 4/2
 Letterwinners Returning/Lost: 10/4
 Newcomers: 6
 Roster (Sr./Jr./So./Fr.): (1/4/6/4)

MEDIA INFORMATION

Credentials
 ■Media members may obtain both season credentials and game-by-game passes by contacting Gregg Ellis at 662-325-3595.

SEC Teleconference

■The SEC Teleconference is coordinated through the SEC media relations office. To participate, contact Craig Pinkerton of the SEC at 205-458-3038. Ben Howland is scheduled for 11:17 a.m. CT.



Media On Twitter

- Will Sammon, Clarion Ledger @WillSammon
- David Brandt, Associated Press @davidbrandtAP
- Bob Carskadon, HailState Beat @bobcarskadon
- Joel Coleman, Starkville Daily News @JoelTColeman
- Robbie Faulk, 24/7 Sports @robbiefaulk247
- Paul Jones, 24/7 Sports @PJ247Sports
- Logan Lowery, Daily Journal @loganlowery
- David Murray, Dawgs' Bite @DawgsBiteMag
- Danny P. Smith, Starkville Daily News @sdndannyp
- Gene Swindoll, Gene's Page @GeneSwindoll
- Brett Hudson, Commercial Dispatch @Brett_Hudson
- Steve Robertson, Commercial Dispatch @ScoutSteveR

MISSISSIPPI STATE TV/RADIO ROSTER



0 Nick Weatherspoon
FR | G | 6-2 | 195
Canton, MS



1 Lamar Peters
SO | G | 6-0 | 185
New Orleans



2 Eli Wright
SO | G | 6-4 | 190
Owensboro, KY



3 Xavian Stapleton
JR | G | 6-6 | 210
Flora, MS



5 Mitchell Storm
SO | F | 6-7 | 202
Madison, MS



10 Tate Clayton
FR | G | 6-2 | 170
Tupelo, MS



11 Quindary Weatherspoon
JR | G | 6-4 | 205
Canton, MS



12 Drew Davis
SR | G | 5-10 | 165
Atlanta, GA



13 Nick Singleton
JR | G | 6-5 | 195
Decatur, GA



15 T.J. Gray
SO | G | 6-0 | 170
Columbus, MS



22 KeyShawn Fezell
FR | F | 6-8 | 230
New Hebron, MS



23 Tyson Carter
SO | G | 6-4 | 165
Starkville, MS



24 Abdul Ado
FR | F | 6-11 | 250
Lagos, Nigeria



35 Aric Holman
JR | F | 6-10 | 225
Owensboro, KY



45 E.J. Datcher
SO | C | 6-10 | 240
Harpersville, AL



Ben Howland
Head Coach
3rd Year



George Brooks
Assistant Coach
8th Year



Korey McCray
Assistant Coach
3rd Year





Ernie Zeigler
Assistant Coach
3rd Year



Michael Moynihan
Director of Operations
3rd Year

TALE OF THE TAPE

	74.5	64.7	46.1	30.2	66.5	39.5	+4.7	13.6	13.7	+0.6	1.0	6.8	5.6
	Points	Opp Points	FG%	3FG%	FT%	RB	RBM	ASST	TO	TM	AST-TO Ratio	STL	BL
	77.0	69.8	48.1	34.3	67.8	38.7	+4.8	14.3	14.2	-1.7	1.0	6.2	5.4

Leaders	Scoring	Rebounds	Assists	Steals	Blocks
MSU	Q. Weatherspoon, 14.5	Holman, 7.3	Q. Weatherspoon, 4.1	Q. Weatherspoon, 1.5	Ado, 2.1
OPP	Knox, 14.3	Gabriel, 5.7	Gilgeous-Alexander, 4.3	Gilgeous-Alexander, 1.9	Richards, 1.3

Last Time Out For Kentucky

- ✓ Lost to Florida at home, 66-64.
- ✓ Shai Gilgeous-Alexander and Wenyen Gabriel had 10 points each.
- ✓ Kentucky had 13 assists and 16 turnovers, along with 4 assists and 4 blocked shots.
- ✓ UK won the battle of the boards, 49-38.
- ✓ Nick Richards had 9 rebounds.
- ✓ The Gators led 33-31 at the break.
- ✓ The Wildcats were 26-65 shooting, 4-17 beyond the arc. Florida was 22-66, 6-30.

Last Time Out For Mississippi State

- ✓ Lost to Alabama, 68-62.
- ✓ Lamar Peters had 17 points, followed by Quindary Weatherspoon with 12.
- ✓ Alabama led 41-22 at the break.
- ✓ Bama won the battle of the boards, 40-38.
- ✓ Aric Holman had 10 rebounds.
- ✓ MSU had 5 assists and collected 7 steals, while committing 16 turnovers.
- ✓ MSU was 21-56 shooting, 7-23 beyond the arc. The Crimson Tide was 25-60, 5-16.

Kentucky Series Breakdown
(Kentucky leads, 94-20)

Last MSU win: 66-57 (2008-09)
Last UK win: 88-81 (2016-17)
Current UK win streak: 10
Biggest MSU win: 82-69 (1984-85)
Biggest UK win: 110-66 (1951-52)

at Lexington
(UK leads, 47-5)
Last MSU win: 66-57 (2008-09)
Last UK win: 80-74 (2015-16)
Current UK win streak: 4
Biggest MSU win: 66-57 (2008-09)
Biggest UK win: 110-66 (1951-52)

PLAYERS VERSUS KENTUCKY														
Player	G-GS	Mins	FGM-FGA	Pct	3GM-3GA	Pct	FTM-FTA	Pct	Rebs	Ast	TO	BS	Stl	Pts
Carter	1-0	7	0-0	.000	0-0	.000	0-0	.000	1-1.0	1	0	0	0	0-0.0
Datcher	1-0	5	0-0	.000	0-0	.000	0-0	.000	0-0.0	0	0	0	2	0-0.0
Holman	2-1	30	3-7	.429	0-0	.000	0-0	.000	4-2.0	2	3	2	1	6-3.0
Peters	1-1	35	9-16	.563	2-5	.400	5-8	.625	7-7.0	2	5	0	0	25-25.0
Stapleton	1-0	17	3-7	.429	1-4	.250	2-2	1.000	0-0.0	0	3	0	1	9-9.0
Weatherspoon	2-1	49	10-20	.500	1-7	.143	2-4	.500	6-3.0	2	4	0	6	23-11.5
Wright	1-0	8	1-2	.500	0-0	.000	0-0	.000	0-0.0	0	0	0	1	2-2.0

A LOOK AT THE SEC

2017-18 SEC Standings					Upcoming Games					Recent Scores				
	SEC	Overall			January 23					January 16				
Florida	6-1	.833	14-5	.737	Arkansas at Georgia, 5:30 p.m.					Georgia 61, LSU 60				
Auburn	5-1	.800	17-2	.895	Vanderbilt at Tennessee, 6 p.m.					Mississippi St. 80, Vanderbilt 62				
Alabama	5-2	.667	13-6	.684	Alabama at Ole Miss, 7:30 p.m.					South Carolina 76, Kentucky 68				
Kentucky	4-3	.667	14-5	.737	Texas A&M at LSU, 8 p.m.					Texas A&M 71, Ole Miss 69				
Tennessee	4-3	.600	13-5	.722	Mississippi State at Kentucky, 8 p.m.									
Missouri	3-3	.500	13-6	.684	January 24					January 17				
Arkansas	3-4	.429	13-6	.684	South Carolina at Florida, 6 p.m.					Florida 88, Arkansas 73				
Georgia	3-4	.429	12-6	.667	Auburn at Missouri, 8 p.m.					Alabama 76, Auburn 71				
Ole Miss	3-4	.429	10-9	.526	January 27					Missouri 59, Tennessee 55				
South Carolina	3-4	.429	12-7	.632	Baylor at Florida, 11 a.m.					January 17				
Mississippi State	2-4	.333	14-5	.737	Texas Tech at South Carolina, 11 a.m.					Vanderbilt 77, LSU 71				
LSU	2-4	.333	11-7	.611	Ole Miss at Texas, 1 p.m.					Arkansas 97, Ole Miss 93				
Texas A&M	2-5	.286	13-6	.684	Georgia at Kansas State, 1 p.m.					Texas A&M 60, Missouri 49				
Vanderbilt	2-5	.286	7-12	.368	Oklahoma at Alabama, 1:15 p.m.					17 Auburn 79, Georgia 65				
					Tennessee at Iowa State, 3 p.m.					Tennessee 70, South Carolina 63				
					TCU at Vanderbilt, 3 p.m.					Florida 66, Kentucky 64				
					Kentucky at West Virginia, 3:30 p.m.					Alabama 68, Mississippi State 62				
					Oklahoma State at Arkansas, 5 p.m.									
					Texas A&M at Kansas, 6 p.m.									
					LSU at Auburn, 5 p.m.									
					Missouri at Mississippi State 7:30 p.m.									

As of January 23, 2018

A LOOK AT THE LAST MEETING

January 17, 2017
Humphrey Coliseum



88



81



■ The loss snapped MSU's three-game winning streak.

■ Lamar Peters scored a game-high 25 points, while Quindary Weatherspoon added 15.

■ The Wildcats led from start to finish.

■ Lamar Peter also grabbed 7 rebounds and dished out 2 assists.

■ Weatherspoon also had 4 steals.

■ Mississippi State made 32 of its 59 shots.

■ The Wildcats won the battle of the boards, 38-32.

■ Aric Holman had 2 blocked shots.

KEY NUMBER: 52

Mississippi State and Kentucky combined for 52 fouls, with MSU having 28.

Kentucky 88 - 16-2, 6-0

#	Player	Total FG-FGA	3-Ptr FG-FGA	FT-FTA	Rebounds			PF	TP	A	TO	Blk	Stl	Min
					Off	Def	Tot							
08	Edrice Adebayo	1-2	0-0	1-2	1	3	4	4	5	1	3	2	0	20
32	Wenyen Gabriel	1-5	3-3	0-1	3	5	8	3	13	2	1	3	1	20
09	De'Aaron Fox	8-15	0-3	5-9	0	5	5	0	21	5	3	0	1	36
05	Malik Monk	5-14	0-3	4-6	0	3	3	1	14	4	5	0	1	34
18	Isaiah Briscoe	4-14	0-3	4-4	2	2	4	4	12	3	2	0	2	31
01	Sacha Killeya-Jones	0-0	0-0	0-0	0	0	0	2	0	0	0	0	0	1
11	Mychal Mulder	0-1	0-1	0-0	0	1	1	0	0	1	0	0	0	5
14	Tai Wynyard	0-0	0-0	1-2	1	0	1	1	1	0	0	1	0	5
16	Isaac Humphries	2-5	0-0	0-0	2	0	2	5	4	0	0	0	0	10
25	Dominique Hawkins	2-3	1-1	0-0	2	0	2	1	5	0	0	0	0	16
26	Derek Willis	5-6	3-4	0-0	0	5	5	3	13	0	2	0	0	22
Team					2	1	3							
Totals		33-65	7-18	15-24	13	25	38	24	88	16	16	6	5	200

FG % 1st Half:	18-34	52.0%	2nd half:	15-31	48.4%	Game:	33-65	50.8%
3FG % 1st Half:	4-8	50.0%	2nd half:	3-10	30.0%	Game:	7-18	38.9%
FT % 1st Half:	6-10	60.0%	2nd half:	9-14	64.3%	Game:	15-24	62.5%

Deadball Rebounds: 8

Mississippi State 81 - 12-5, 3-2

#	Player	Total FG-FGA	3-Ptr FG-FGA	FT-FTA	Rebounds			PF	TP	A	TO	Blk	Stl	Min
					Off	Def	Tot							
34	Schneider Herard	1-3	0-0	1-4	2	3	5	5	7	0	3	0	0	11
35	Aric Holman	1-3	0-0	0-0	3	1	4	3	6	2	2	2	1	29
01	Lamar Peters	9-16	2-5	5-8	1	6	7	3	25	2	5	0	0	35
04	Mario Kegler	6-10	1-3	0-2	2	6	8	3	13	2	2	1	1	32
11	Q Weatherspoon	6-12	1-5	2-4	1	2	3	5	15	2	3	0	4	27
02	Eli Wright	1-2	0-0	0-0	0	0	0	2	2	0	0	0	1	8
08	Kavian Stapleton	3-7	1-4	2-2	0	0	0	5	9	0	3	0	1	17
16	IJ Ready	1-1	0-0	2-2	0	0	0	0	4	1	0	0	0	29
28	Tyson Carter	0-0	0-0	0-0	0	1	1	0	0	1	0	0	0	7
46	E.J. Datcher	0-0	0-0	0-0	0	0	0	2	0	0	0	0	2	5
Team					0	4	4							
Totals		32-59	5-17	12-22	9	23	32	28	81	10	19	3	10	200

FG % 1st Half:	14-27	51.0%	2nd half:	18-32	56.3%	Game:	32-59	54.2%
3FG % 1st Half:	2-8	25.0%	2nd half:	3-8	37.5%	Game:	5-17	29.4%
FT % 1st Half:	4-8	50.0%	2nd half:	8-14	57.1%	Game:	12-22	54.5%

Deadball Rebounds: 8

Officials: Ted Valentine, Byron Janett, William Covington
 Technical fouls: Kentucky-Isaiah Briscoe; TEAM; Mississippi State-Q Weatherspoon; Aric Holman.
 Attendance: 8788

Score by period	1st	2nd	Total
Kentucky	46	42	88
Mississippi State	34	47	81

Points	In Paint	Off TO	2nd Chance	Fast Break	Bench
UK	42	24	12	6	28
MS	34	28	18	20	18

Last FG - UK 2nd-00:57, MS 2nd-00:38.
 Largest lead - UK by 16 2nd-12:34, MS None.
 UK led for 66:26, MS led for 00:00. Game was tied for 01:32.

Score tied - 8 times.
 Lead changed - 0 times.

The Last 30 Between Kentucky and Mississippi State

1994: UK, 86-70	at Starkville	2004: UK, 67-66	at Starkville	UK, 69-59	at Starkville
UK, 95-76	at Memphis *	2005: UK, 94-78	at Lexington	2015: UK, 74-56	at Starkville
1995: MSU, 76-71	at Lexington	2006: UK, 81-66	at Starkville	2016: UK, 80-74	at Lexington
1996: UK, 74-56	at Starkville	2007: UK, 64-60	at Lexington	2017: UK, 88-81	at Starkville
MSU, 84-73	at New Orleans *	MSU, 84-82	ot at Atlanta *		
1997: UK, 90-61	at Lexington	2008: MSU, 69-64	at Starkville		
1998: UK, 77-71	at Starkville	2009: MSU, 66-57	at Lexington		
1999: UK, 76-49	at Lexington	2010: UK, 81-75	at Starkville		
2000: UK, 73-61	at Starkville	UK, 75-74	ot at Nashville *		
2001: UK, 76-57	at Lexington	2011: UK, 85-79	at Lexington		
2002: MSU, 74-69	ot at Starkville	2012: UK, 73-64	at Starkville		
2003: UK, 70-62	at Lexington	2013: UK, 85-55	at Lexington		
UK, 64-57	at New Orleans *	2014: UK, 85-63	at Lexington		

Humphrey Coliseum History

First Game:..... Dec. 1, 1975; MSU 85, Indiana St. 82
Overall Record:.....441-179 (.711)
Non-Conference Record:..... 233-38 (.859)
SEC Record:..... 218-141 (.6067)

Humphrey Coliseum Yearly Records

Year	Attn.	Avg.	Record (SEC)
1975-76	70,081	5,006	10-4 (5-4)
1976-77	76,232	5,082	11-4 (5-4)
1977-78	72,025	5,540	11-2 (8-1)
1978-79	99,906	7,136	11-3 (7-2)
1979-80	67,209	6,721	6-4 (5-4)
1980-81	48,214	4,018	6-6 (3-6)
1981-82	56,414	4,030	7-7 (3-6)
1982-83	68,416	5,263	11-2 (7-2)
1983-84	61,508	4,393	6-8 (3-6)
1984-85	89,370	6,384	11-3 (7-2)
1985-86	43,927	3,379	4-9 (3-6)
1986-87	40,715	2,908	7-7 (3-6)
1987-88	54,074	4,160	9-4 (5-4)
1988-89	74,344	5,719	9-4 (5-4)
1989-90	74,623	5,740	9-4 (5-4)
1990-91	102,072	7,852	12-1 (8-1)
1991-92	72,142	5,549	8-5 (4-4)
1992-93	61,172	4,706	10-3 (5-3)
1993-94	88,687	6,335	10-4 (5-3)
1994-95	80,681	6,723	11-1 (7-1)
1995-96	97,996	7,538	10-3 (6-2)
1996-97	74,275	5,305	10-4 (5-3)
1997-98	77,954	5,996	7-6 (2-6)
1998-99	70,257	5,018	12-2 (6-2)
1999-00	61,764	4,412	10-4 (4-4)
2000-01	77,654	4,568	13-4 (6-2)
2001-02	79,642	5,689	13-1 (7-1)
2002-03	98,312	7,022	12-2 (7-1)
2003-04	111,940	7,996	12-2 (6-2)
2004-05	103,031	7,925	11-2 (6-2)
2005-06	90,875	5,680	11-5 (5-3)
2006-07	123,736	6,512	16-3 (6-2)
2007-08	106,672	7,111	12-3 (7-1)
2008-09	157,111	8,728	13-5 (5-3)
2009-10	116,919	6,878	13-4 (6-2)
2010-11	97,069	5,710	12-5 (5-3)
2011-12	152,363	8,019	15-4 (6-2)
2012-13	94,092	6,721	7-7 (3-6)
2013-14	123,743	6,875	11-7 (3-6)
2014-15	106,946	6,291	9-8 (3-6)
2015-16	99,338	6,623	10-5 (5-4)
2016-17	124,347	7,314	10-7 (4-5)
2017-18	96,035	6,860	13-1 (2-1)

vs. SEC Opponents

Opponent	GP	W	L	PCT.	Str.
Alabama	41	22	19	.537	L4
Arkansas	25	19	6	.760	W2
Auburn	41	28	13	.683	L1
Florida	29	14	15	.483	L3
Georgia	30	18	12	.600	L4
Kentucky	30	9	21	.300	L5
LSU	40	25	15	.615	W2
Missouri	4	3	1	.750	W2
Ole Miss	42	33	9	.786	L1
S. Carolina	14	10	4	.714	L1
Tennessee	31	15	16	.484	W1
Texas A&M	4	2	2	.500	W1
Vanderbilt	30	21	9	.700	W3

MSU KNOWS HOW TO WIN GAMES AT 'THE HUMP'

Over the course of the last decade, Mississippi State's Humphrey Coliseum has become a difficult venue for opposing teams. This year, Mississippi State is 13-1.

The Bulldogs have compiled a 43-season composite record of 441-179 (.711) at "The Hump" since Mississippi State's basketball facility opened prior to the 1975-76 campaign.

TRACKING MSU'S HOME SUCCESS UNDER BEN HOWLAND

Season	Overall		SEC		Non-SEC	
	Record	Win %	Record	Win %	Record	Win %
2015-16	10-5	.667	5-4	.556	5-1	.833
2016-17	10-7	.563	4-5	.444	6-2	.750
2017-18	13-1	.923	2-1	.500	11-0	1.000
Totals	33-13	.717	11-10	.524	22-3	.880

A LOOK AT THE HISTORY OF HUMPHREY COLISEUM



LARGEST CROWDS AT THE HUMP

Crowd	Opponent	Date
10,788	Kentucky	2-16-10
10,735	Ole Miss	2-7-04
10,645	Ole Miss	2-23-02
10,541	Florida	1-7-03
10,458	Auburn	3-2-04
10,437	Alabama	2-21-04
10,432	Alabama	3-5-05
10,432	Kentucky	1-13-04
10,429	Ole Miss	2-15-03
10,421	Ole Miss	1-26-08
10,412	Ole Miss	1-13-09
10,364	Ole Miss	2-9-12
10,338	Florida	1-24-07
10,315	Kentucky	1-9-96

INDIVIDUAL MSU RECORDS AT THE HUMP

Most Points Scored
 40, Rickey Brown (Auburn, 3-7-77)

Most Rebounds
 24, Wiley Peck (Alabama, 1-27-79)

Most Assists
 15, Al Perry (Vanderbilt, 1-29-77)

TEAM MSU RECORDS AT THE HUMP

Most Points Scored
 123, Troy State (12-5-95)

Most Rebounds
 75, Mississippi Valley St. (11-21-00)

Most Consecutive Wins
 14, 1-22-03 to 1-10-04



CHARTING Q.

Jr | G | 6-4
Canton, MS

MSU Career Scoring Chart

- 1. Jeff Malone 2,142
- 2. Bailey Howell 2,030
- 10. Jerry Jenkins 1,503
- 20. Timmy Bowers 1,300
- 26. Mario Austin 1,199
- 27. Marckell Patterson 1,168
- 28. Gary Hooker 1,144
- 29. Wiley Peck 1,136
- 30. Q. Weatherspoon 1,124**
- 32. Tyrone Washington 1,119
- 33. W.D. "Red" Stroud 1,116
- 34. Larry Fry 1,079
- 35. Fred Thomas 1,050

SEC Season Rank

Scoring T13th



CHARTING Aric Holman

Jr | F | 6-10
Owensboro

MSU Career Blocks Chart

- 1. Jarvis Varnado 564
- 2. Erick Dampier 249
- 3. Tyrone Washington 198
- 4. Kalpatrick Wells 183
- 5. Rickey Brown 163
- 6. Charles Rhodes 143
- 7. Wiley Peck 117
- 8. Aric Holman 101**
- 9. Gavin Ware 100
- 10. Derrick Zimmerman 89

SEC Season Rank

Blocks

400 & COUNTING

■ At Florida on Jan. 10, sophomore guard **Tyson Carter** scored his 400th-career point.

In 51 games, he's averaging 8.2 points with a 9.5 average this year.

500 & COUNTING

■ Against Auburn, junior forward **Aric Holman** recorded his 500th-career point.

He has 538 for his career and is second on the team this season with his 12.1 average.

WELCOME TO 1,000 POINTS

■ With 2:07 left in the first half against Little Rock on Dec. 20 at Humphrey Coliseum, junior All-SEC guard **Quinndary Weatherspoon** made a free throw to give him 1,000-career points.

He is now the 37th player in school history to reach that feat.

TWICE UNDER 10

■ In the last two weeks, MSU has gone from last to 8th in turnover margin thanks to having just 7 turnovers against Arkansas and then a season-low 4 against Vanderbilt, both wins.

WHEN Q HITS 20

■ When junior guard **Quinndary Weatherspoon** scores 20 or more points, Mississippi State benefits.

He's now reached that feat 15 times in his career following the Arkansas game, and the Bulldogs are 13-2 in those games.

Opponent	Points	Result
(2016)		
Tennessee	23	L, 80-75
Vanderbilt	24	W, 75-74
(2017)		
Norfolk State	22	W, 78-74
Boise State	25	W, 80-68
Oregon State	21	W, 74-57

A CLOSER LOOK AT MSU

Morehead State	27	W, 85-76
UMKC	25	W, 77-54
Arkansas	25	W, 84-78
Missouri	29	W, 89-74
Auburn	25	L, 98-82

(2018)

Stephen F. Austin	20	W, 80-75
North Georgia	22	W, 95-62
UT Martin	21	W, 92-61
Little Rock	21	W, 64-48
Arkansas	22	W, 78-75

2 FOR 20 X 3

■ Three times this season, MSU has had two players score 20 or more points in the same game.

Green Bay — **Tyson Carter** 25 and **Quinndary Weatherspoon** 20.

UT Martin — **Aric Holman** 21 and **Quinndary Weatherspoon** 21.

Arkansas — Weatherspoon brothers with 22 each.

Q & GAME WINNERS

■ Game-winning shots have become the norm for junior All-SEC guard and leading scorer **Quinndary Weatherspoon**.

On Dec. 3 at home against Dayton, he collected a steal with 4 seconds left and went the length of the court for a layup to give MSU a thrilling 61-59 win.

Then against Jacksonville State, he drained a 3-pointer with 0.7 seconds left to lift the Bulldogs to a dramatic 59-56 win.

As a freshman against Vanderbilt, he drained a buzzer beater from 3-point range for a 75-74 victory.

SEEING DOUBLE

■ On the year, Mississippi State has recorded nine doubles, with junior forward **Aric Holman** leading the way five, followed by forward **Abdul Ado** with three and guard **Quinndary Weatherspoon** with one.

Holman: Alabama State (18

points, 11 rebounds); Cincinnati (18, 10); UT Martin (21, 12); Vanderbilt (18, 14); Alabama (11, 10).

Ado: Green Bay (12 points, 11 rebounds); Florida (12, 10); Auburn (10, 11).

Weatherspoon: Dayton (11 points, 10 rebounds).

STRONG REBOUND MARGIN

■ Mississippi State out-rebounded North Florida, 46-21, its largest margin this year.

The 21 boards were the fewest MSU has allowed this year and the least amount since Utah State had the same on Nov. 22, 2014.

The margin was the most since being plus-24 against both UT Martin earlier this season and versus Prairie View on Nov. 8, 2013.

HOW THE DAWGS SCORE

■ The chart below is how MSU is scoring this season compared to all 351 Division I teams.

Category	% (Ranking)
3-Pointers	26.4 (289)
2-Pointers	55.8 (38)
Free Throws	17.9 (243)

NO LEAD

■ For the first time in 19 games this season, Mississippi State failed to have a lead at Alabama.

There were three ties, all late in a game MSU trailed by as many as 20 points (season high).

The Tide led for 38:19, while the game was tied for 1:41.

UNDEFEATED WHEN

■ When it comes to success for Mississippi State, it's when the Bulldogs are shooting well and not turning the ball over.

When MSU shoots 45 percent or better from the floor, it's 11-0. When it has fewer turnovers than its opponents, it's 11-0.

2017-18 BULLDOG STREAKS

Team W/L Streaks

Overall Wins/Losses	L1
Home Wins/Losses	W1
Road Wins/Losses	L4
Neutral Wins	W1

Consecutive Double-Figure Scoring Games

Quinndary Weatherspoon	4
Aric Holman	3
Lamar Peters	3
Abdul Ado	1

Consecutive Games with A Made 3-pointer

Lamar Peters	5
Aric Holman	3
Tyson Carter	3
Nick Weatherspoon	1

Consecutive Games Played (All Seasons)

Aric Holman	72
Tyson Carter	51
Quinndary Weatherspoon	22
Nick Weatherspoon	19
Abdul Ado	18
Lamar Peters	13
E.J. Datcher	12
Eli Wright	11
KeyShawn Feazell	2

Consecutive Games Started (All Seasons)

Quinndary Weatherspoon	22
Nick Weatherspoon	19
Aric Holman	18
Abdul Ado	18
Tyson Carter	16

Total 30 Minute Games (All Seasons)

Quinndary Weatherspoon	43
Tyson Carter	10
Nick Weatherspoon	8
Lamar Peters	7
Aric Holman	3
Abdul Ado	3
Schnider Herard	2
Eli Wright	1

2017-18 MISSISSIPPI STATE NOTES

LITTLE ACTION AT FTL

■ Three times this season, Mississippi State has limited opponents to just six free throw attempts or fewer.

Jacksonville State was the first, going 6-6 before North Georgia went 0-5.

Then against UT Martin, the Skyhawks were just 4-6.

The last time MSU held an opponent without a free throw was on Jan. 19, 1985, in a 61-44 win against Ole Miss.

MSU FOUL SHOTS

■ Five times this season, Mississippi State has attempted nine or fewer shots — Florida A&M, Dayton, North Georgia, Cincinnati and Florida.

As a result, MSU is 13th in the SEC in free throws made (244) and 12th in attempts (367).

PRESEASON POLLS

■ In the preseason polls voted on by the media, junior guard **Quinndary Weatherspoon** was tabbed both first-team (coaches) and second-team (media) All-SEC.

As a team, the Bulldogs were picked to finish 12th under third-year coach **Ben Howland**.

Preseason Poll

- | | |
|---------------|----------------------------|
| 1. Kentucky | 8. Georgia |
| 2. Florida | 9. Auburn |
| 3. Texas A&M | 10. Ole Miss |
| 4. Alabama | 11. South Carolina |
| 5. Missouri | 12. Mississippi St. |
| 6. Arkansas | 13. Tennessee |
| 7. Vanderbilt | 14. LSU |

HOWLAND AIMS FOR FEAT

■ **Ben Howland** enters his third season at MSU looking to achieve a feat only 12 coaches have ever done, and that's lead four different teams to the NCAA Tournament.

Howland has already guided Northern Arizona, Pittsburgh and UCLA to the Big Dance.

The first 12 coaches to do so are Lon Kruger, Steve Alford, John Beilein, Lefty Driesell, Cliff Ellis, Larry Eustachy, Jim Harrick, Fran McCaffery, Tom Penders, Tubby Smith, Rick Pitino and Eddie Sutton.

600 & COUNTING

■ On Jan. 17, 2017, against Kentucky, MSU played its 600th in Humphrey Coliseum history, which dates to Dec. 1, 1975.

The Bulldogs are now 441-179 in the building following the Vanderbilt win.

MSU VERSUS RANKED FOES

■ With the loss against No. 22 Auburn, MSU failed to win its second-straight game against a ranked foe after losing 18 in a row.

Going back to the 2010 season, MSU has dropped 21 of 25 to ranked teams.

Below is a closer look . . .

Date	Team	Score	Rank
01-13-18	Auburn	L, 76-68 (8)	22
01-02-18	Arkansas	W, 78-75 (3)	22
12-12-17	Cincinnati	L 65-50 (15)	25
02-18-17	Florida	L, 57-52 (5)	13
02-11-17	South Carolina	L, 77-73 (4)	16
01-17-17	Kentucky	L, 87-81 (6)	5
02-24-16	Texas A&M	L, 68-66 (2)	21
01-26-16	So. Carolina	L, 84-74 (10)	22
01-12-16	Kentucky	L, 80-74 (6)	13
01-06-16	Texas A&M	L, 61-60 (1)	21
02-25-15	Kentucky	L, 74-56 (18)	1
02-21-15	Arkansas	L, 65-61 (4)	17
01-20-14	Florida	L, 62-51 (11)	3
01-08-14	Kentucky	L, 85-63 (22)	14
02-09-13	Florida	L, 83-55 (28)	2
02-06-13	Ole Miss	L, 93-75 (18)	23
01-26-13	Florida	L, 82-47 (35)	7
11-19-12	No. Carolina	L, 95-49 (46)	11
02-21-12	Kentucky	L, 73-64 (9)	1
02-28-12	Florida	L, 69-57 (12)	13
11-18-11	Arizona	W, 67-57 (10)	15
11-17-11	Texas A&M	W, 69-60 (9)	18
02-29-11	Florida	W, 71-64 (7)	24
02-27-11	Vanderbilt	L, 81-74 (7)	19
03-14-10	Kentucky	L, 75-74 (1) [ot]	2

COACHING STABILITY

■ Third-year coach **Ben Howland** has been able to maintain stability within his coaching staff.

For the third year since his arrival, he's had the same assistants in **George Brooks, Korey McCray** and **Ernie Zeigler**.

Also back for his third year is **Michael Moynihan**, who is in his second season as director of operations after spending his first year at Mississippi State as the team's video coordinator.

Jalen Courtney is in his third season, his second as video coordinator.

His first year, he served as a grad assistant.

BROTHERLY LOVE

■ Mississippi State is one of 29 schools nationally with brothers on the same team with **Quinndary** and **Nick Weatherspoon**.

They've also started all 19 games.

The last time MSU had two brothers start in

the same game was Reginald and Reggie Delk against West Virginia in the NIT Final Four on March 27, 2007.

STINGY D

■ MSU has twice held opponents to 48 points. That's the second fewest allowed in the SEC with Vanderbilt.

South Carolina holds the mark with 45 it held Limestone to.

YOUTHFUL GROUP

■ The Bulldogs are one of five teams without any scholarship seniors, along with Kentucky, Holy Cross, Chattanooga and Robert Morris.

MSU's experience is ranked No. 327 out of 351 schools.

SEC HONORS CARTER

■ On Dec. 4, sophomore guard **Tyson Carter** became the first MSU player this season to receive one of the SEC's weekly honors.

After career-best 35 points against North Dakota State and 20 against Dayton, he was tabbed the league's player of the week.

His 35 points were the most scored since Darryl Wilson also had 35 against Alabama on 3-4-95.

MSU SIGNS 3

■ Mississippi State took advantage of the early signing period and landed 5-star forward Reggie Perry and 4-star forwards DJ Stewart and Robert Woodard.

Perry, a 6-foot-8, 240-pound Thomasville, Ga., native, is the son of former MSU great Al Perry (1975-78), who ranks third all-time at MSU with 510 steals.

The McDonald's All-American is rated as the No. 1 prospect out of the state of Georgia and listed as the No. 4 small forward nationally.

ESPN has him as the 16th best player regardless of position.

Woodard, the top-ranked player in Mississippi and a Dandy Dozen selection, is ranked 56th overall nationally and is the son of Robert Woodard, Sr., who played at MSU from 1987-90.

He led Columbus to the Class 6A crown in 2016 and was last year's Gatorade Player of the year.

The 6-6, 187-pound Stewart is listed as the 33rd best small forward.

As a junior at Riverside last year, he averaged 18.9 points, 9.7 rebounds and 3.1 assists.

Nationally, Scout has him as the 103rd best player overall, while Rivals has him at 103.

Name	Season	G	BS	Avg
1. Jarvis Varnado	2006-07	35	67	1.9
2. Erick Dampier	1993-94	29	65	2.2
3. Rickey Brown	1976-77	27	58	2.1
4. Kalpatrick Wells	1979-80	27	51	1.9
5. Abdul Ado	2017-18	18	38	2.1
6. Wiley Peck	1975-76	25	37	1.5
7. Chan. Nichols	1987-88	28	30	1.1
8. Fred Thomas	2012-13	32	27	0.8
8. Gavin Ware	2012-13	32	24	0.8
10. Carl Nichols	1987-88	29	21	0.7

Quinndary Weatherspoon	
Scoring	T13th
FG %	4th
Assists	8th
Steals	T4th
Minutes Played	18th
Aric Holman	
Rebounding	5th
Offensive Rebounds	7th
Defensive Rebounds	T8th
Abdul Ado	
Blocks	4th
Rebounding	8th

2017-18 MISSISSIPPI STATE NOTES

MSU AND RPI

■ In the five major RPI rankings, MSU is in the Top 75 of each one. Here's the breakdown . . .

ESPN.....	66
NCAA.....	78
Real Time	78
Sagarin	76
BPI.....	77

NOVEMBER NUMBERS

■ Mississippi State posted a perfect 6-0 mark in November.

The six wins tie for the second-most in school history with the 1998 squad. The record of seven came in 2012 (7-1).

2012 was also the last year the Bulldogs advanced to postseason (NIT).

Q WITH THE SEC AWARDS

■ Junior guard **Quinnndary Weatherspoon** has been recognized by the SEC in each of his three years.

In 2016, he was named to the SEC All-Freshman Team. In 2017, he was named preseason All-SEC and finished the year on the second-team All-SEC team.

This year, he's been tabbed first-team All-SEC by the coaches and second team by the media.

A CLOSER LOOK AT SEC OPENERS

■ Mississippi State is now 46-39 all-time in SEC openers after being Arkansas, 78-75. At home, the Bulldogs are 31-19. On the road, they are 15-19. In neutral site affairs, MSU is 0-1.

MSU has played Auburn the most (21 games), while the Bulldogs have collected 10 wins against Auburn and LSU to lead the way.

The most losses have come against Auburn (11), while the only team MSU hasn't opened up with is Missouri.

Last year, MSU opened with a 68-58 loss versus Alabama.

Team	Record
Alabama	2-5
Arkansas.....	4-1
Auburn	10-11
Florida.....	5-7
Georgia.....	1-1
Kentucky.....	2-3
LSU.....	10-1
Ole Miss.....	3-1
South Carolina.....	3-0
Tennessee	3-4
Texas A&M.....	0-1
Vanderbilt.....	3-3

LINEUP NOTABLE

■ On the year, MSU has implemented three different lineups.

However, only two have started all 19 games — **Quinnndary** and **Nick Weatherspoon**.

MSU LEGENDS

■ Later this year, the SEC will announce the 14 legends for 2018.

Last year, Dontae' Jones made this presitigou list.

A native of Nashville, Tenn., Jones played for the Bulldogs in 1996 and led MSU to the SEC Tournament crown and MSU's first trip to the cov-

eted Final Four.

The All-SEC selection was the overall 21st pick of the 1996 draft by the New York Knicks before being traded to the Boston Celtics.

This year's honorees will be announced at the SEC Tournament in St. Louis.

All-Time MSU Legends

1999: Bailey Howell	2009: Tony Watts
2000: Jim Ashmore	2010: Kermit Davis
2001: W.D. Stroud	2011: Darryl Wilson
2002: Jeff Malone	2012: Chuck Evans
2003: Joe Dan Gold	2013: Horatio Webster
2004: Greg Carter	2014: Erick Dampier
2005: Jack Bouldin	2015: Doug Hutton
2006: Rickey Brown	2016: Mario Austin
2007: Richard Williams	2017: Dontae' Jones
2008: Wiley Peck	2018: ???

BREAKDOWN OF GAMES IN JACKSON

■ MSU is now 19-6 all-time at Mississippi Coliseum following the 70-64 win against Southern Miss on Dec. 23.

The Bulldogs and Golden Eagles have now met five times at Mississippi Coliseum, with MSU holding a 3-2 advantage.

Here's the entire breakdown . . .

DATE	OPPONENT	W/L	SCORE
12-15-62	Memphis State	W	77-66
01-28-63	Southern Miss	W	62-52
12-14-63	Memphis State	L	73-65
12-16-63	Southern Miss	L	65-60
12-29-64	Mississippi College	L	72-57
12-30-64	Delta State	W	82-63
01-28-65	Arkansas	L	84-69
12-18-78	Iowa State	W	80-70
12-15-80	Southern Miss	L	68-53
11-30-85	Jackson State	W	77-62
12-16-87	McNeese State	W	76-66
11-17-98	Arkansas-Pine Bluff	W	105-53
12-18-02	Georgia State	W	78-54
12-22-04	Jacksonville State	W	95-53
12-15-05	Jacksonville State	W	104-80
12-21-06	New Orleans	W	89-63
01-05-08	Lafayette	W	77-53
12-22-08	Nicholls State	W	77-68
12-22-09	Centenary	W	88-51
12-22-11	Northwestern State	W	82-67
12-22-13	Central Arkansas	W	79-72
12-20-14	USC Upstate	L	53-51
12-23-15	Northern Colorado	W	93-69
12-19-16	Southern Miss	W	86-44
12-23-17	Southern Miss	W	70-64

OLE MISS SETBACK

■ In the setback at Ole Miss, the Bulldogs lost for the first time this season when leading at the half (11-1), having more assists (11-0) and in games decided by 10 points or less (6-1).

Mississippi State also surrendered a 13-point lead, the most since LSU over-came a 14-point deficit in 2016.

The game also marked the first time all season the Bulldogs failed to have anyone score in double-digits.

MSU also saw a 13-point lead against No. 22 Auburn on Saturday evaporate in a 76-68 loss.

HERARD LEAVES TEAM

■ Sophomore forward Schnider Herard announced on Dec. 31 he plans to transfer and is

no longer on the team.

In his career, the Haiti native appeared in 43 games and drew 19 starts. He averaged 4.0 points and 4.2 rebounds, while blocking 16 shots.

This season, he appeared in 11 games and scored 11 points while hauling in 23 rebounds and blocking 8 shots.

CENTURY MARK SCORING

■ Against North Florida, MSU scored 100-plus points for the first time since a 106-88 win against Eastern Washington on Nov. 13, 2015.

It also marked the 54th time in school history the Dogs have reached the century mark.

The 109 points scored were the most since MSU totaled 107 against Arkansas-Pine Bluff in 1999.

MSU also shot a season-high .620 percent (44-71) from the floor.

That marked the Bulldogs' highest total since making 62 percent of its shots against Auburn on Jan. 16, 2011.

2017-18 MISSISSIPPI STATE MISCELLANEOUS STATS/SEC STANDINGS

CHARTING THE BULLDOGS

Dunks		How First Points Were Scored	
Aric Holman	27	3-pointer	8
Abdul Ado	18	Jumper	2
Quinnndary Weatherspoon	10	Layup	6
Xavian Stapleton	9	Free Throw	1
Tyson Carter	5	Dunk	2
E.J. Datcher	5		
Nick Weatherspoon	5		
KeyShawn Feazell	3		
Eli Wright	2		
Charges Drawn		Final Three Minutes From FT Line	
Nick Weatherspoon	14	Q. Weatherspoon	10-13 (.769)
Tyson Carter	3	Nick Weatherspoon	6-10 (.600)
T.J. Gray	1	Aric Holman	2-3 (.667)
Lamar Peters	1	Tyson Carter	2-3 (.667)
		Drew Davis	1-2 (.500)
		KeyShawn Feazell	1-2 (.500)
		Abdul Ado	1-6 (.167)
		Nick Singleton	0-1 (.000)
Point Distribution (%)		TOTAL	23-40 (.575)
Seniors	3 (0.2)	Opponent Total	28-43 (.651)
Juniors	627 (44.3)		
Sophomores	424 (29.7)		
Freshmen	361 (25.5)		
TOTAL:	1,415		
First Sub			
Xavian Stapleton	12		
E.J. Datcher	5		
Lamar Peters	5		
Schnider Herard	4		
Eli Wright	4		
Tyson Carter	1		
KeyShawn Feazell	1		
Scored First Points			
Aric Holman	7		
Quinnndary Weatherspoon	4		
Tyson Carter	4		
Nick Weatherspoon	3		
Abdul Ado	1		

DIFFERENCE BETWEEN WINNING AND LOSING		
Wins	Stat	Losses
80.2	Points	58.4
63.3	Opp. Points	68.8
+16.9	Scoring Margin	-10.4
.496	FG%	.365
.398	Opp. FG%	.388
.315	3FG%	.264
.312	Opp. 3FG%	.343
.660	FT%	.686
.630	Opp. FT%	.725
39.8	Rebounds	38.8
33.3	Opp. Rebounds	39.0
+6.5	Rebound Margin	-0.2
15.1	Assists	9.2
13.4	Turnovers	14.8
+2.3	Turnover Margin	-4.0
7.3	Steals	5.6
6.2	Blocks	3.8

BULLDOGS IN SEC	
CATEGORY	RANK
Scoring offense	11
Scoring defense	1
FG%	6
FG% defense	3
3PT FG%	14
3PT FG% defense	5
FT%	14
Rebounds	4
Rebounds allowed	9
Rebound margin	7
Assists	10
Blocked shots	4
Steals	6
Turnover margin	8
Assist/Turnover ratio	11

SEASON AND CAREER TOTALS

2017-18		Career					
Double-Digit Scoring				Schnider Herard	3 (2-1)	Nick Weatherspoon	2 (1-1)
Q. Weatherspoon	15 (11-4)	60 (35-25)		Xavian Stapleton	1 (1-0)	Tyson Carter	1 (1-0)
Tyson Carter	6 (6-0)	17 (12-5)				Abdul Ado	1 (0-1)
Aric Holman	14 (11-3)	26 (20-6)		2017-18		Career	
Lamar Peters	7 (5-2)	24 (14-10)		Double-Doubles			
Schnider Herard		4 (2-2)		Aric Holman	5 (3-2)	7 (5-2)	
Eli Wright	1 (1-0)	3 (3-0)		Abdul Ado	3 (1-2)	3 (1-2)	
Xavian Stapleton	2 (2-0)	9 (6-3)		Quinnndary Weatherspoon	1 (1-0)	3 (3-0)	
Nick Weatherspoon	12 (10-2)	12 (10-2)		Schnider Herard		2 (1-1)	
Abdul Ado	5 (2-3)	5 (2-3)		Xavian Stapleton		1 (1-0)	
E.J. Datcher	1 (1-0)	1 (1-0)		3+ 3-Pointers			
KeyShawn Feazell	1 (1-0)	1 (1-0)		Tyson Carter	2 (2-0)	9 (7-2)	
				Quinnndary Weatherspoon	2 (1-1)	15 (9-6)	
20+ Points				Lamar Peters	3 (2-1)	12 (7-5)	
Quinnndary Weatherspoon	5 (5-0)	15 (13-2)		Xavian Stapleton	2 (2-0)	4 (3-1)	
Lamar Peters		4 (3-1)		Nick Weatherspoon	2 (2-0)	2 (2-0)	
Tyson Carter	2 (2-0)	3 (2-1)		Nick Singleton	1 (1-0)	1 (1-0)	
Aric Holman	2 (2-0)	2 (2-0)		Aric Holman	1 (0-1)	1 (0-1)	
Nick Weatherspoon	1 (1-0)	1 (1-0)		10+ 3-Point Attempt Games			
30+ Points				Lamar Peters		2 (2-0)	
Tyson Carter	1 (1-0)	1 (1-0)		Tyson Carter	2 (2-0)	4 (3-1)	
10+ Rebounds				3+ Steal Games			
Aric Holman	5 (3-2)	8 (6-2)		Quinnndary Weatherspoon	3 (3-0)	11 (8-3)	
Abdul Ado	5 (3-2)	5 (3-2)		Lamar Peters	3 (2-1)	7 (4-3)	
Quinnndary Weatherspoon	1 (1-0)	3 (3-0)		Xavian Stapleton	1 (1-0)	2 (2-0)	
				5+ Block Games			
				Aric Holman		2 (2-0)	
				Schnider Herard	1 (1-0)	1 (1-0)	
				Abdul Ado	1 (1-0)	1 (1-0)	
				2017-18			
				5+ Made Free Throws			
				Quinnndary Weatherspoon	5 (4-1)	16 (12-4)	
				Aric Holman		2 (2-0)	
				Lamar Peters	1 (1-0)	6 (3-3)	
				Schnider Herard		2 (2-0)	
				Xavian Stapleton		1 (1-0)	
				E.J. Datcher	1 (1-0)	1 (1-0)	
				Nick Weatherspoon	3 (3-0)	3 (3-0)	
				Tyson Carter	2 (2-0)	2 (2-0)	

Note: Record in games in ()



Ben Howland

**22nd Season Overall | 3rd Season At Mississippi State
445-244 (44-38 at MSU)**

- On March 23, 2015, Ben Howland was named the 20th head coach in Mississippi State history.
- In four different stints as a head coach, Howland has a 445-244 record – Northern Arizona (79-59), Pittsburgh (89-40), UCLA (233-107) and Mississippi State (44-38).
- Led UCLA to three-consecutive Final Fours.
- In 2006, the Bruins played Florida for the national championship.
- In 2008, Howland became one of three coaches in NCAA Division I history to win at least 30 games in three-straight seasons, joining Adolph Rupp (Kentucky 1947-49) and John Calipari (Memphis, 2006-08).
- During his 10-year tenure at UCLA, the Bruins went to the NCAA Tournament seven times and won four Pac-10 regular-season crowns, while having 18 players drafted by NBA teams.
- His 97 victories from 2006-08 stand as the most by any UCLA head coach in a three-year span.
- Has been a Conference Coach of the Year in the Pac-10, Big East and Big Sky.
- His final two years at Pitt, the Panthers went 57-11 and reached the Sweet 16 both years.
- In 2003, Pittsburgh won the Big East Tournament crown and held the nation's No. 2 ranking for eight weeks in the Associated Press poll before ending the year at No. 4.
- In 2002, Howland guided the Panthers to a school-record 29 wins en route to becoming the school's first coach in 26 years to garner National Coach of the Year honors.
- Howland's first coaching gig was at Northern Arizona, where his last three teams posted 20-plus win seasons, including a school-record 21 victories in 1997 en route to capturing the Big Sky regular-season title and played in the NIT.
- In 1998, Howland guided NAU to its first NCAA Tournament after capturing the Big Sky Tournament championship and second-straight regular-season crown.
- Howland spent one year as a graduate assistant at Gonzaga (1981) before becoming an assistant at California-Santa Barbara from 1982-94.
- Played two years at Santa Barbara College before transferring to Weber State, where he earned his degree in physical education in 1979.
- Howland and his wife, Kim, a former Weber State cheerleader, have two children – Meredith and Adam (Brittney) – and two grandsons, Benjamin Clark Howland II and Elijah Howland.



Howland's Year-By-Year Record

Northern Arizona (1994-99)

Year	Overall	Big Sky Record	Postseason
1995	9-17	4-10 (7th)	
1996	7-19	3-11 (7th)	
1997	21-7	13-1 (1st)	NIT First Round
1998	21-8	12-2 (1st)	NCAA First Round
1999	21-8	12-4 (2nd)	
Totals	79-59 (.572)	44-28 (.611)	

Pittsburgh (2000-03)

Year	Overall	Big East Record	Postseason
2000	13-15	5-11 (11th)	
2001	19-14	7-9 (5th West)	NIT Second Round
2002	29-6	13-3 (1st West)	NCAA Sweet 16
2003	28-5	13-3 (T1st West)	NCAA Sweet 16
Totals	89-40 (.690)	38-26 (.594)	

UCLA (2004-13)

Year	Overall	Pac-10/12 Record	Postseason
2004	11-17	7-11 (1T7th)	
2005	18-11	11-7 (T3rd)	NCAA First Round
2006	32-7	14-4 (1st)	NCAA Runner-up
2007	30-6	15-3 (1st)	NCAA Final Four
2008	35-4	16-2 (1st)	NCAA Final Four
2009	26-9	13-5 (2nd)	NCAA Second Round
2010	14-18	8-10 (T5th)	
2011	23-11	13-5 (2nd)	NCAA Second Round
2012	19-14	11-7 (T5th)	
2013	25-10	13-5 (1st)	NCAA First Round
Totals	233-107 (.685)	121-59 (.672)	

Mississippi State (2016-Present)

Year	Overall	SEC Record	Postseason
2016	14-17	7-11	
2017	16-16	6-12	
2018	14-5	2-4	
Totals	44-38 (.537)	15-27 (.357)	
OVERALL	445-244 (.646)		

**1ST MSU WIN
EASTERN WASHINGTON
FEB. 13, 2015**

**5TH MSU WIN
TULANE
DEC. 19, 2015**

**1ST SEC WIN
OLE MISS
JAN. 23, 2016**

**10TH MSU WIN
ARKANSAS
FEB. 9, 2016**

**15TH WIN
NORFOLK STATE
NOV. 11, 2016**

**20TH MSU WIN
GEORGIA STATE
DEC. 4, 2016**

**25TH MSU WIN
ARKANSAS
JAN. 10, 2017**

**30TH MSU WIN
LSU
MARCH 8, 2017**

**40TH MSU WIN
LITTLE ROCK
DEC. 20, 2017**

**42
BIGGEST WIN
SOUTHERN MISS,
DEC. 19, 2016**

UNDER BEN HOWLAND . . .

CATEGORY	2018	AT MSU
Leads at Halftime	12-2	33-5
Trails at Halftime	2-3	8-32
Is Tied at Halftime		3-1
Shoots 45% or better from the field	11-0	36-8
Shoots less than 45% from the field	3-5	8-30
Opp. shoots less than 45% from the field	11-5	32-18
Opp. shoots 45% or better from the field	3-0	12-20
Outrebounds (or ties) the opponent	12-3	30-13
Outrebounded by the opponent	2-2	14-25
More Assists (or ties) than the opponent	12-2	40-17
Fewer Assists than the opponent	2-3	4-21
Fewer (or ties) TOs than opponent	11-0	34-11
More TOs than opponent	3-5	10-27
Holds opponents to 65 points or less	9-2	25-5
In games decided by 10 points or less	6-3	19-26
All Games	14-5	44-38
Home Games	13-1	33-13
Road Games	0-4	4-20
Neutral-sites	1-0	7-5
Non-SEC Games	12-1	28-9
Non-SEC Home Games	11-0	22-3
Non-SEC Road Games	0-1	0-3
Non-SEC Neutral-site Games	1-0	6-3
SEC Games	2-4	15-27
SEC Home Games	2-1	11-10
SEC Road Games	0-3	4-17
SEC Tournament		1-2
November Games	6-0	13-5
December Games	6-1	15-4
January Games	2-4	8-15
February Games		5-11
March Games		3-3
Monday Games	1-0	3-1
Tuesday Games	2-1	5-12
Wednesday Games	2-1	6-6
Thursday Games	1-0	5-4
Friday Games	1-0	4-2
Saturday Games	5-3	15-13
Sunday Games	2-0	5-0
Overtime Games		0-2
Television Games	13-5	32-37

Alabama	2-5	Kent State	0-1	Rutgers	6-1
Alabama State	1-0	Kentucky	1-3	Sacramento State	7-2
Albany	1-0	Lehigh	0-1	Sam Houston State	2-1
Appalachian State	1-0	Little Rock	1-0	San Diego	0-3
Arizona	14-11	Long Beach State	3-1	San Diego State	0-1
Arizona State	17-8	Louisiana Tech	1-0	San Jose State	1-0
Arkansas	3-2	Loyola Marymount	3-2	Savannah State	1-0
Arkansas-Pine Bluff	1-0	LSU	4-1	Seton Hall	5-2
Auburn	1-2	Marist	1-0	Sonoma State	1-0
Belmont	1-0	Marquette	0-1	South Carolina	1-3
Boise State	1-4	Maryland	1-0	South Florida	0-1
Boston College	4-2	McNeese State	1-0	Southeast Louisiana	1-0
Butler	0-1	Memphis	1-2	Southern University	0-1
BYU	2-0	Mercer	1-0	Southern Cal	14-9
Cal Poly	2-2	Miami	3-4	Southern Illinois	1-0
Cal State Bakersfield	1-0	Miami (OH)	1-0	Southern Miss	2-0
Cal State Fullerton	1-1	Michigan	4-3	Southern Utah	3-1
Cal State Northridge	9-2	Michigan State	3-1	Southwest Texas	0-1
CSU San Bernardino	1-0	Middle Tenn. State	0-1	St. Bonaventure	2-0
California	17-10	Minnesota	0-1	St. Francis (N.Y.)	2-0
Central Conn. State	1-0	Mississippi State	0-2	St. Francis (Pa.)	4-0
Central Florida	0-1	Missouri-Kansas City	1-1	St. Johns	2-3
Chaminade (Hawaii)	3-0	MVSU	1-0	St. Martin's	1-0
Chicago State	1-0	Missouri	3-0	Stanford	14-7
Cincinnati	0-2	Missouri State	1-0	Stephen F. Austin	2-1
Co. of Notre Dame	1-0	Montana	6-5	Syracuse	4-5
Colorado	2-0	Montana State	9-3	Temple	1-0
Colorado College	2-0	Montana Tech	1-0	Tennessee	1-3
Colorado State	1-0	Morehead State	1-0	Tennessee Martin	2-0
Concordia (Calif.)	0-1	Morgan State	1-0	Texas	1-3
Connecticut	2-3	Morris Brown	1-0	Texas A&M	3-2
Coppin State	1-0	N. Mexico Highlands	1-0	Texas Arlington	1-1
Davidson	1-0	Nebraska	1-1	Texas El Paso	1-0
Dayton	1-0	Nevada	1-0	Texas Tech	0-2
Delaware State	2-0	New Mexico State	2-0	Texas Pan American	2-0
DePaul	1-0	New Orleans	2-0	Texas Southern	1-0
Drexel	1-0	Norfolk State	3-0	Tulane	1-0
Duquesne	3-1	North Carolina AT&T	1-0	UC Davis	3-0
East Carolina	0-1	North Carolina Central	1-0	UC Irvine	5-1
East Tennessee State	0-1	North Dakota State	1-0	UC Riverside	2-0
Eastern Illinois	1-0	North Florida	1-0	UC Santa Barbara	0-1
Eastern Washington	11-1	North Georgia	1-0	UCLA	0-1
Elon	1-0	Northern Arizona	1-0	UNLV	0-1
Florida	0-6	Northern Colorado	1-0	Utah	2-1
Florida A&M	1-0	Northwestern State	1-0	Vanderbilt	2-1
Florida International	2-1	Notre Dame	5-8	Vermont	1-0
Florida State	0-1	Oakland	2-0	Villanova	3-3
Fresno State	1-0	Occidental College	1-0	VCU	1-3
George Mason	1-0	Ohio State	2-0	Virginia Tech	2-0
George Washington	1-0	Ole Miss	1-4	Wagner	2-0
Georgetown	5-4	Oral Roberts	0-2	Washington	10-11
Georgia	1-4	Oregon	12-8	Washington State	18-3
Georgia State	1-0	Oregon State	17-4	Weber State	3-9
Georgia Tech	1-0	Pacific	1-0	West Virginia	5-4
Gonzaga	1-0	Penn State	2-1	Western Illinois	2-0
Green Bay	1-0	Pennsylvania	1-0	Western Kentucky	1-0
Idaho	1-3	Pepperdine	4-0	Western Oregon	1-0
Idaho State	8-3	Pittsburgh	1-0	Wright State	1-0
Illinois State	1-0	Portland	0-1	Wyoming	1-0
Indiana	2-0	Portland State	5-3	Xavier	1-0
Indiana State	1-0	Prairie View A&M	2-0	Yale	1-0
IUPUI	1-0	Providence	3-1	Youngstown State	1-0
Jacksonville State	1-0	Rhode Island	2-0	TOTAL:	445-244
James Madison	1-0	Richmond	1-0		
Kansas	1-3	Robert Morris	4-0		

On The Bench . . .



George Brooks
8th Year

- Played for the Bulldogs from 1992-94.
- Helped develop forwards Arnett Moultrie, a first-round draft choice in the 2012 NBA draft and Gavin Ware, along with Jamario Moon and Ronald Murray who went on to enjoy NBA careers.
- Named the second-best recruiter in the SEC by Sporting News this past summer.



Corey McCray
3rd Year

- Spent two seasons under Howland at UCLA.
- Worked with and created tailor-made offseason training programs for NBA talents such as Dwight Howard, John Wall, Javaris Crittenton, Anthony Morrow, Jarrett Jack, Jarvis Hayes, Von Wafer, Mario West and Damien Wilkins.
- In 2012, he was instrumental in UCLA landing the No. 1-ranked recruiting class.



Ernie Ziegler
3rd Year

- Spent six seasons at Central Michigan (2007-12) as head coach, leading the Chippewas to two Mid-American Conference West Division titles and a pair of Michigan MAC Trophies.
- He spent five seasons as an assistant under the tutelage of Howland at both Pittsburgh (2002-03) and UCLA (2004-06).
- From 1992 to 1997, Zeigler was the head AAU coach for Team Detroit.

MISSISSIPPI STATE BY THE NUMBERS

GAME-BY-GAME SPECIALTY STATS (MSU First)

<u>Opponent</u>	<u>Paint</u>	<u>Off TO</u>	<u>2nd Chance</u>	<u>Fast Break</u>	<u>Bench</u>
Alabama State	46/32	17/4	11/16	14/0	50/34
Florida A&M	42/22	25/9	4/5	14/9	26/12
Green Bay	48/22	21/17	10/4	8/2	22/33
Stephen F. Austin	36/24	17/12	9/10	6/6	6/23
Jacksonville State	40/28	4/14	7/10	4/2	11/19
North Dakota State	28/20	21/14	10/6	12/2	10/16
Dayton	24/26	21/15	2/6	2/4	13/6
North Georgia	46/30	18/5	11/12	8/4	45/25
Cincinnati	24/24	6/22	6/13	12/6	0/6
UT Martin	44/22	21/10	31/11	12/10	31/23
Little Rock	30/28	27/10	13/11	6/0	12/20
Southern Miss	28/20	15/26	6/12	4/2	28/7
North Florida	58/28	24/17	19/6	13/8	41/29
Arkansas	38/42	19/9	16/9	10/4	15/14
Ole Miss	30/24	7/14	11/15	4/8	23/39
Florida	30/22	16/18	12/16	0/7	10/17
Auburn	30/18	10/19	13/9	10/2	16/13
Vanderbilt	42/44	17/6	7/2	10/4	23/31
Alabama	28/38	6/19	13/20	2/4	18/17

GAME-BY-GAME LEAD/DEFICIT

<u>Opponent</u>	<u>Largest Lead</u>	<u>Largest Deficit</u>	<u>Final Score</u>
Alabama State	35 (76-41, 2nd)	1 (0-1, 1st)	W, 96-68
Florida A&M	36 (79-43, 2nd)	Never Trailed	W, 79-48
Green Bay	16 (24-8, 1st)	Never Trailed	W, 77-68
Stephen F. Austin	16 (68-52, 2nd)	8 (32-40, 1st)	W, 80-75
Jacksonville State	4 (4-0, 1st)	8 (33-41, 2nd)	W, 59-56
North Dakota State	27 (81-54, 2nd)	Never Trailed	W, 83-59
Dayton	21 (41-20, 2nd)	1 (5-6, 1st)	W, 61-59
North Georgia	38 (92-54, 2nd)	Never Trailed	W, 95-62
Cincinnati	3 (3-0, 1st)	19 (33-53)	L, 65-50
UT Martin	38 (90-52, 2nd)	2 (4-6, 1st)	W, 92-61
Little Rock	22 (62-40, 2nd)	3 (0-3, 1st)	W, 64-48
Southern Miss	11 (26-15, 1st)	4 (49-53, 2nd)	W, 70-64
North Florida	28 (109-81, 1st)	4 (2-6, 1st)	W, 109-81
Arkansas	4 (32-28, 1st)	8 (42-50, 2nd)	W, 78-75
Ole Miss	13 (33-20, 1st)	6 (58-64, 2nd)	L, 64-58
Florida	5 (7-2, 1st)	23 (42-65, 2nd)	L, 71-54
Auburn	13 (39-26, 2nd)	11 (54-65, 2nd)	L, 76-68
Vanderbilt	21 (75-54, 2nd)	Never Trailed	W, 80-62
Alabama	Never Led	20 (19-39, 2nd)	L, 68-62

Mississippi State Scoring By The Half

<u>Team</u>	<u>1st Half</u>	<u>2nd Half</u>	<u>OT</u>
Alabama State	58	31	
Florida A&M	28	51	
Green Bay	40	37	
Stephen F. Austin	32	48	
Jacksonville State	25	34	
North Dakota State	29	54	
Dayton	35	26	
North Georgia	53	42	
Cincinnati	25	25	
UT Martin	39	53	
Little Rock	26	38	
Southern Miss	36	34	
North Florida	47	62	
Arkansas	32	46	
Ole Miss	34	24	
Florida	28	26	
Auburn	35	33	
Vanderbilt	37	43	
Alabama	22	40	

Lowest First Half: 25, Jacksonville State, Cincinnati
Highest First Half: 58, Alabama State
Lowest 2nd Half: 24, Ole Miss
Highest 2nd Half: 62, North Florida

Opponent Scoring By The Half

<u>Team</u>	<u>1st Half</u>	<u>2nd Half</u>	<u>OT</u>
Alabama State	31	37	
Florida A&M	17	31	
Green Bay	32	36	
Stephen F. Austin	40	35	
Jacksonville State	29	27	
North Dakota State	24	35	
Dayton	20	39	
North Georgia	26	36	
Cincinnati	35	30	
UT Martin	33	28	
Little Rock	23	25	
Southern Miss	26	37	
North Florida	43	38	
Arkansas	28	47	
Ole Miss	28	36	
Florida	33	38	
Auburn	33	52	
Vanderbilt	25	37	
Alabama	41	27	

Lowest First Half: 17, Florida A&M
Highest First Half: 47, Arkansas
Lowest 2nd Half: 25, Little Rock
Highest 2nd Half: 52, Auburn

MISSISSIPPI STATE BY THE NUMBERS

MSU'S 2017-18 RECORD WHEN . . .

Leads at Halftime	12-2
Trails at Halftime	2-3
Is Tied at Halftime	
Shoots 45% or better from the field	11-0
Shoots less than 45% from the field	3-5
Opp. shoots less than 45% from the field	11-5
Opp. shoots 45% or better from the field	3-0
Outrebounds (or ties) the opponent	12-3
Outrebounded by the opponent	2-2
More Assists (or ties) than the opponent	12-2
Fewer Assists than the opponent	2-3
Fewer (or ties) TOs than opponent	11-0
More TOs than opponent	3-5
Holds opponents to 65 points or less	9-2
In games decided by 10 points or less	6-3

MSU'S 2017-18 RECORD IN . . .

All Games	14-5
Home Games	13-1
Road Games	0-4
Neutral-sites	1-0
Non-SEC Games	12-1
Non-SEC Home Games	11-0
Non-SEC Road Games	0-1
Non-SEC Neutral-site Games	1-0
SEC Games	2-4
SEC Home Games	2-1
SEC Road Games	0-3
SEC Tournament	
November Games	6-0
December Games	6-1
January Games	2-4
February Games	
March Games	
Monday Games	1-0
Tuesday Games	2-1
Wednesday Games	2-1
Thursday Games	1-0
Friday Games	1-0
Saturday Games	5-3
Sunday Games	2-0
Overtime Games	
Television Games	13-4
Games vs. Ranked Opponents	1-2

MISC. 2017-18 TEAM STATS

- Largest Lead Surrendered in Loss:**
13, Ole Miss (1-6-18), Auburn (1-13-18)
- Largest Deficit Overcome in Win:**
8, Stephen F. Austin (11-22-17),
Jacksonville St. (11-26-17) and Arkansas (1-2-18)
- Largest Lead at Anytime:**
38, North Georgia (12-09-17) and
UT Martin (12-12-17)
- Largest Deficit Anytime:**
20, Alabama (1-20-18)

MISCELLANEOUS MSU INDIVIDUAL STATISTICS

- Games Scoring in Double Figures:** Q. Weatherspoon 15, Holman 14, N. Weatherspoon 12, Peters 7, Carter 6, Ado 5, Stapleton 2, Wright, Datcher, Feazell
- Games Scoring 20-plus Points:** Q. Weatherspoon 5, Carter 2, Holman 2, Nick Weatherspoon
- Games Scoring 30-plus Points:** Carter
- Games Rebounding in Double Figures:** Ado 5, Holman 5, Q. Weatherspoon
- Games With Double Figures in Assists:** Q. Weatherspoon
- Games With Double-Doubles:** Holman 5, Ado 3, Q. Weatherspoon
- Games With Triple-Doubles:**
- Games As Team High Scorer (or co-leader):** Q. Weatherspoon 9, Holman 4, Carter 3, N. Weatherspoon 3, Peters 3, Ado, Stapleton
- Games As Team High Rebounder (or co-leader):** Ado 9, Holman 8, Q. Weatherspoon 2, Peters, Stapleton
- Games As Team Leader in Assists (or co-leader):** Q. Weatherspoon 13, Peters 8, N. Weatherspoon 4, Carter
- Games As Team Leader in Steals (or co-leader):** Q. Weatherspoon 9, Ado 6, Peters 6, Stapleton 5, N. Weatherspoon 3, Carter 2, Datcher
- Games As Team Leader in Blocks (or co-leader):** Ado 11, Holman 5, Peters 2, Stapleton 2, Wright 2, Herard, Datcher, Q. Weatherspoon
- Games As Team Leader in Turnovers (or co-leader):** Q. Weatherspoon 9, Ado 7, Peters 5, N. Weatherspoon 3, Carter, Stapleton, Singleton, Holman

MSU'S RECORD BY STARTING LINEUP

- N. Weatherspoon, Q. Weatherspoon, Carter, Holman, Ado 11-5
- N. Weatherspoon, Q. Weatherspoon, Peters, Holman, Ado 2-0
- N. Weatherspoon, Q. Weatherspoon, Peters, Stapleton, Datcher 1-0

GAME-BY-GAME STARTERS

<u>Opponent</u>	<u>Date</u>	<u>Guard</u>	<u>Guard</u>	<u>Guard</u>	<u>Forward</u>	<u>Forward</u>	<u>Record</u>
Alabama State	11-10-17	W'Spoon	W'Spoon	Peters	Stapleton	Datcher	1-0
Florida A&M	11-18-17	W'Spoon	W'Spoon	Peters	Holman	Ado	2-0
Green Bay	11-20-17	W'Spoon	W'Spoon	Peters	Holman	Ado	3-0
Stephen F. Austin	11-22-17	W'Spoon	W'Spoon	Carter	Holman	Ado	4-0
Jacksonville State	11-26-17	W'Spoon	W'Spoon	Carter	Holman	Ado	5-0
North Dakota State	11-30-17	W'Spoon	W'Spoon	Carter	Holman	Ado	6-0
Dayton	12-03-17	W'Spoon	W'Spoon	Carter	Holman	Ado	7-0
North Georgia	12-09-17	W'Spoon	W'Spoon	Carter	Holman	Ado	8-0
Cincinnati	12-12-17	W'Spoon	W'Spoon	Carter	Holman	Ado	8-1
UT Martin	12-16-17	W'Spoon	W'Spoon	Carter	Holman	Ado	9-1
Little Rock	12-20-17	W'Spoon	W'Spoon	Carter	Holman	Ado	10-1
Southern Miss	12-23-17	W'Spoon	W'Spoon	Carter	Holman	Ado	11-1
North Florida	12-30-17	W'Spoon	W'Spoon	Carter	Holman	Ado	12-1
Arkansas	01-02-18	W'Spoon	W'Spoon	Carter	Holman	Ado	13-1
Ole Miss	01-06-18	W'Spoon	W'Spoon	Carter	Holman	Ado	13-2
Florida	01-10-18	W'Spoon	W'Spoon	Carter	Holman	Ado	13-3
Auburn	01-13-18	W'Spoon	W'Spoon	Carter	Holman	Ado	13-4
Vanderbilt	01-16-18	W'Spoon	W'Spoon	Carter	Holman	Ado	14-4
Alabama	01-20-18	W'Spoon	W'Spoon	Carter	Holman	Ado	14-5
Kentucky							
Missouri							
South Carolina							
Georgia							
Alabama							
Missouri							
Vanderbilt							
Ole Miss							
Texas A&M							
South Carolina							
Tennessee							
LSU							

2017-18 Win-Loss Differential

Diff.	1	2	3	4	5	6	7	8	9	10	11	12	13	14	15	16	17	18	19	20	21	22	23	24	25+
Won		1	2		1	1			1							1		1						1	5
Lost						1		1							1		1								

THE LAST TIME . . .

THE LAST TIME AN MSU PLAYER ...

Scored 30 or more points in a game:
32, Ravern Johnson vs. Tenn. St. (11-12-10)

Scored 33 or more points in a game:
33, Craig Sword at LSU (2-19-14)

Scored 34 or more points in a game:
34, Arnett Moultrie vs. UMass (3-13-12)

Scored 35 or more points in a game:
35, Tyson Carter vs. NDSU (11-30-17)

Scored 37 or more points in a game:
39, Jeff Malone vs. Alabama (1-31-83)

Scored 40 or more points in a game:
40, Rickey Brown vs. Auburn (3-7-77)

Scored 20+ points in back-to-back games:
Quinnndary Weatherspoon 21 vs. UT Martin (12-16-17); 21 vs. Little Rock (12-20-17)

Scored 20+ points in three-consecutive games:
Craig Sword (24 vs. Loyola, 12-01-13; 24 vs. TCU, 12-05-13; 22 vs. SELA, 12-13-13)

Scored 20+ points in five-consecutive games:
Jeff Malone, 1982-83 (11 consecutive)

Scored 30+ points in back-to-back games:
Jeff Malone (36 at Ole Miss & 30 vs. Georgia, 1982-83)

Scored 30+ points in three-consecutive games:
Jeff Malone (33 at LSU; 36 at Ole Miss & 30 vs. Georgia, 1982-83)

Two players score 20+ points in same game:
Nick Weatherspoon, 22; Quinnndary Weatherspoon, 22 vs. Arkansas (1-02-18)

Made 10 field goals in a game:
10, Aric Holman vs. North Florida (12-30-17)

Made 11 field goals in a game:
11, Q. Weatherspoon, Missouri (1-25-17)

Made 12 field goals in a game:
12, Tyson Carter, NDSU (11-30-17)

Made 13 field goals in a game:
13, Horatio Webster vs. SW Missouri St. (11-23-97)

Made 14 field goals in a game:
14, Cameron Burns at Georgia (1-17-90)

Made 15 or more field goals in a game:
16, Raymond Brown vs. Florida (3-2-85)

Attempted 20 field goals in a game:
20, Ravern Johnson vs. St. Mary's (12-29-10)

Attempted 21 or more field goals in a game:
21, Dee Bost vs. Kentucky (2-16-10)

Attempted 23 or more field goals in a game:
23, Arnett Moultrie vs. UMass (3-13-12)

Attempted 25 field goals in a game:
25, Chuck Evans at Alabama (3-6-93)

Attempted 26 field goals in a game:
26, Tony Watts at Ole Miss (2-22-92)

Attempted 27 or more field goals in a game:
28, Jeff Malone vs. Vanderbilt (1-8-83)

Made six 3-pointers in a game:
6, Tyson Carter vs. Dayton (12-3-17)

Made seven 3-pointers in a game:
7, Lamar Peters vs. Missouri (1-25-17)

Made eight or more 3-pointers in a game:
8, Winsome Frazier vs. UMKC (11-23-04)

Attempted 11 3-pointers in a game:
11, Dee Bost vs. Detroit (12-17-11)

Attempted 12 3-pointers in a game:
12, Ravern Johnson vs. ETSU (12-11-10)

Attempted 13 or more 3-pointers in a game:
13, Dee Bost vs. Troy (12-10-11)

Attempted 16 or more 3-pointers in a game:
17, Darryl Wilson vs. Alabama (3-4-95)

Made 14 or more free throws in a game:
14, Trivante Bloodman vs. Auburn (2-15-14)

Made 15 or more free throws in a game:
15, Craig Sword vs. Ole Miss (1-11-14)

Attempted 17 free throws in a game:
17, Jarvis Varnado at Houston (12-19-09)

Attempted 18 free throws in a game:
18, Craig Sword vs. Ole Miss (1-11-14)

Attempted 19 free throws in a game:
19, Carl Nichols vs. SE La. (12-1-88)

Had 16 rebounds in a game:
16, Gavin Ware vs. Maryland ES (1-2-14)

Had 17 rebounds in a game:
17, Gavin Ware at Auburn (1-21-15)

Had 18 or more rebounds in a game:
21, Wesley Morgan vs. SE La. (11-28-05)

Had 22 or more rebounds in a game:
23, Rickey Brown vs. Vanderbilt (12-6-79)

Had 24 or more rebounds in a game:
24, Wiley Peck vs. Alabama (1-27-79)

Had 10 or more offensive rebounds in a game:
11, Arnett Moultrie vs. Northwestern State (12-22-11)

Had 10 or more defensive rebounds in a game:
10, Aric Holman vs. Vanderbilt (1-16-18)

Had 13 or more defensive rebounds in a game:
13, Colin Borchert (3-9-13)

Had 15 or more defensive rebounds in a game:
15, Jarvis Varnado at San Diego (12-31-09)

Had 10 assists in a game:
10, Q. Weatherspoon vs. NDSU (11-30-17)

Had 11 assists in a game:
11, I.J. Ready vs. No. Colorado (12-23-15)

Had 13 assists in a game:
13, I.J. Ready vs. LSU (3-4-17)

Had 14 assists in a game:
14, Gary Ervin vs. Florida A&M (12-20-04)

Had 15 or more assists in a game:
16, Chuck Evans at UMKC (2-23-93)

Had 10 or more turnovers in a game:
10, Charles Rhodes vs. Nicholls (11-11-06)

Had five or more blocks in a game:
5, Abdul Ado vs. Stephen F. Austin (11-22-17)

Had six or more blocks in a game:
6, Schnider Herard vs. Fla. A&M (11-18-17)

Had seven blocks in a game:
7, Jarvis Varnado at LSU (2-20-10)

Had eight blocks in a game:
8, Jarvis Varnado vs. Alabama (2-24-10)

Had nine blocks in a game:
9, Jarvis Varnado at Vanderbilt (2-3-10)

Had 10 blocks in a game:
10, Jarvis Varnado vs. Arkansas (1-14-10)

Had 10+ blocks in two consecutive games:
Jarvis Varnado (10 vs. Georgia & 10 vs. Kentucky, 2007-08)

Had five steals in a game:
5, Lamar Peters vs. Texas A&M (1-14-17)

Had six or more steals in a game:
7, Craig Sword vs. Ole Miss (1-11-14)

LAST TIME AN MSU TEAM...

Scored 100 or more points:
109 vs. North Florida (12-30-17)

Scored 100 or more points in an SEC game:
105 vs. Auburn (3-2-04)

Allowed 100 or more points in an SEC game:
115 at Arkansas (2-20-93)

Allowed 100 or more points in non-SEC play:
105 vs. Miami (11-19-15)

Was held to 52 points or less:
52 vs. Florida (2-18-17)

Was held to 50 points:
50 vs. Cincinnati (12-12-17)

Was held to 49 points or less:
48 vs. Vanderbilt (2-25-17)

Was held to 45 points or less:
41 at Georgia (2-7-15)

Was held to 40 points or less:
36 vs. Missouri (2-13-13)

Was held to 35 points or less:
31 vs. Vanderbilt (2-23-13)

Was held to fewer than 10 points in a half:
9 at Arkansas, first (2-7-15)

Held opponent to 59 points or less:
59 vs. Dayton (12-3-17)

Held opponent to 56 points or less:
56 vs. Jacksonville State (11-26-17)

Held opponent to 55 points or less:
52 vs. LSU-SECT (3-08-17)

Held opponent to 50 points or less:
48 vs. Little Rock (12-20-17)

Held opponent to 45 points or less:
44 vs. Southern Miss (12-19-16)

Held opponent to 42 points or less:
42 vs. Texas-San Antonio (12-4-12)

Held opponent to 39 points or less:
39 at LSU (1-9-08)

Shot 50 percent or better from the field:
.523 [23-44] vs. USM (12-23-17)

Shot 55 percent or better from the field:
.558 [24-43] vs. Stephen F. Austin (11-22-17)

Shot 60 percent or better from the field:
.620 [44-71] vs. North Florida (12-30-17)

Shot 65 percent or better from the field:
.660 [35-53] vs. Western Kentucky (1-5-09)

Was held to less than 35 percent from the field:
.349 [22-63] at Ole Miss (1-6-18)

Was held to less than 30 percent from the field:
.298 [14-47] vs. Vanderbilt (2-25-17)

Was held to less than 25 percent from the field:
.175 [7-40] vs. Vanderbilt (2-23-13)

Held opp. to 35 percent or less from the field:
.339 [21-62] at Ole Miss (1-6-18)

Held opp. to 30 percent or less from the field:
.281 [18-64] vs. Florida A&M (11-18-17)

Held opp. to 25 percent or less from the field:
.231 [15-65] vs. Southern Miss (12-19-16)

Opponent shot 50 percent or better:
.516 [32-62] Arkansas (1-2-18)

Opponent shot 60 percent or better:
.623 [33-53] Missouri (3-1-14)

Made 35 or more field goals:
37 vs. North Georgia (12-9-17)

Made 40 or more field goals:
44 vs. North Florida (12-30-17)

Made fewer than 15 field goals:
14 at Vanderbilt (2-25-17)

Attempted 70 or more shots from the field:
71 vs. North Florida (12-30-17)

Attempted 80 or more shots from the field:
80 at Alabama (2-21-09)

Attempted just 40 shots from the field:
40 vs. Vanderbilt (2-23-13)

Attempted 39 or fewer shots from the field:
39 at Vanderbilt (3-4-15)

Attempted 35 or fewer shots from the field:
34 vs. Tennessee (2-3-15)

Made 10 or more 3-pointers:
11 vs. UT Martin (12-16-17)

Made 12 3-pointers:
12 vs. Missouri (1-25-17)

Made 13 3-pointers:
13 vs. North Georgia (12-09-17)

Made 15 3-pointers:
15 vs. North Carolina A&T (12-12-10)

Made 16 3-pointers:
16 vs. Troy (12-10-11)

Made 17 3-pointers:
17 vs. Southern Miss (12-19-16)

Did not make a 3-pointer:
[0-10] at Arkansas (2-7-15)

Made just one 3-pointer:
vs. Tennessee (1-7-15)

Made just two 3-pointers:
vs. Alabama-SECT (3-9-17)

Opponent made 15 or more 3-pointers:
16, Arkansas (1-9-16)

Opponent made just one 3-pointer:
vs. LSU-SECT (3-8-17)

Attempted nine 3-pointers or less:
9 vs. Tennessee (1-7-15)

Attempted six 3-pointers or less:
6 at Ole Miss (1-29-03)

THE LAST TIME (CONTINUED) . . .

Attempted 25 3-pointers:
25 vs. Little Rock (12-20-17)

Attempted 26 3-pointers:
26 at South Carolina (2-28-17)

Attempted 27 3-pointers:
27 vs. South Carolina (2-11-17)

Attempted 28 3-pointers:
28 vs. Dayton (12-3-17)

Attempted 29 or more 3-pointers:
29 vs. Southern Miss (12-19-16)

Attempted 30 or more 3-pointers:
33 vs. UT Martin (12-16-17)

Attempted 35 or more 3-pointers:
35 vs. Kentucky (2-16-10)

Made 31 or more free throws:
31 vs. Auburn (1-22-14)

Made 40 or more free throws:
41 vs. LSU (2-11-09)

Made 50 or more free throws:
52 vs. LSU (2-11-09)

Made fewer than five free throws:
4 vs. Dayton (12-3-17)

Made only 1 free throw:
1 vs. Florida (1-30-14)

Opponent made 30 or more free throws:
34, Ole Miss (2-18-17)

Attempted 30 or more free throws:
34 vs. Auburn (2-7-17)

Attempted 35 or more free throws:
35 vs. Stephen F. Austin (11-22-17)

Attempted 40 or more free throws:
40 vs. Arkansas (1-2-18)

Attempted 45 or more free throws:
45 vs. Florida A&M (12-17-13)

Attempted fewer than 10 free throws:
7 at Florida (1-10-18)

Opponent attempted 40 or more free throws:
44, Ole Miss (2-18-17)

Had 50 or more rebounds:
53 vs. UT Martin (12-16-17)

Had 55 or more rebounds:
55 vs. Tennessee (2-4-17)

Had 58 or more rebounds:
58 vs. Troy (12-10-05)

Had 59 or more rebounds:
59 at Houston (12-19-09)

Had fewer than 25 rebounds:
21 vs. McNeese State (12-30-14)

Had 20 or fewer rebounds:
20 at Kentucky (1-12-16)

Had 20 or more assists:
20 vs. Vanderbilt (1-16-18)

Had 21 or more assists:
24 vs. North Florida (12-30-17)

Had 25 or more assists:
25 vs. St. Bonaventure (12-05-09)

Had 30 or more assists:
30 vs. Troy (12-10-11)

Had 5 Assists:
5, Florida State (12-16-15)

Had Fewer Than 5 Assists:
4, Tennessee (1-2-15)

Had 20 or more turnovers:
20 at South Carolina (2-28-17)

Had 21 or more turnovers:
22 vs. Ole Miss (2-18-17)

Had 23 or more turnovers:
23 vs. Arkansas (2-21-15)

Had 24 or more turnovers:
24 vs. Dayton (12-3-17)

Had 25 turnovers:
26 vs. Mississippi Valley State (11-17-14)

Had 29 or more turnovers:
29 at Arkansas (1-23-13)

Had 30 or more turnovers:
31 at Kentucky (1-7-97)

Had 34 or more turnovers:
34 at Evansville (12-17-75)

Had fewer than 10 turnovers:
7 vs. Arkansas (1-2-18)

Had five or fewer turnovers:
4 vs. Vanderbilt (1-16-18)

Forced 25 or more turnovers:
26 vs. Dayton (12-3-17)

Had 10 blocked shots:
10 vs. Stephen F. Austin (11-22-17)

Had 11 blocked shots:
11 vs. Southern Miss (12-19-16)

Had 12 blocked shots:
12 at South Carolina (1-26-16)

Had 13 blocked shots:
13 vs. Florida A&M (11-18-17)

Had 14 blocked shots:
14 vs. Texas-Pan American (11-24-09)

Had 16 blocked shots:
16 vs. Georgia (1-12-08)

Had 10 steals:
10 vs. Kentucky (1-17-17)

Had 11 steals:
11 vs. Little Rock (12-20-17)

Had 12 steals:
12 vs. LSU-SECT (3-8-17)

Had 13 steals:
13 vs. Dayton (12-3-17)

Had 14 steals:
14 vs. South Carolina (1-9-13)

Had 15 steals:
15 vs. Florida Gulf Coast (12-19-13)

Had 17 or more steals:
17 vs. Oregon State (12-01-16)

Had 20 or more steals:
20 vs. Nicholls State (11-17-01)

Had 1 steal or less:
1 vs. Vanderbilt (3-11-11)

MISSISSIPPI STATE IN OVERTIME

Mississippi State In Overtime Games	
This Season	0-0
Overall Overtime Record	60-51
Home Overtime Record	34-23
Road Overtime Record	18-20
Neutral Site Overtime Record	8-8
Humphrey Coliseum Overtime Record	25-18
SEC Tournament Overtime Record	2-5
Double Overtime Record	6-5
Four Overtime Record	1-1
Postseason Overtime Record	1-0
Last OT Played (1OT)	vs. Ole Miss (L, 87-82, 2/18/17)
Last Double OT	vs. UMass (L, 101-96, 3/13/12)
Last Triple OT	vs. Alabama (L, 79-78, 2/27/11)
Last Four OT	vs. Ole Miss (W, 104-102, 1/24/90)
Mississippi State Coaches In Overtime Games	
Babe McCarthy	6-5
Home Overtime Record	2-2
Road Overtime Record	2-2
Neutral Site Overtime Record	2-1
Joe Dan Gold	5-3
Home Overtime Record	3-3
Road Overtime Record	1-0
Neutral Site Overtime Record	1-0
Kermit Davis	8-6
Home Overtime Record	5-3
Road Overtime Record	3-3
Ron Greene	2-0
Home Overtime Record	2-0
Jim Hatfield	3-3
Home Overtime Record	3-2
Road Overtime Record	0-1
Bob Boyd	3-4
Home Overtime Record	2-1
Road Overtime Record	1-2
Neutral Site Overtime Record	0-1
Richard Williams	15-11
Home Overtime Record	7-3
Road Overtime Record	5-5
Neutral Site Overtime Record	3-3
Rick Stansbury	15-16
Home Overtime Record	7-6
Road Overtime Record	6-7
Neutral Site Overtime Record	2-3
Rick Ray	3-1
Home Overtime Record	3-1
Ben Howland	0-2
Home Overtime Record	0-2

OVERTIME FOES			
TEAM	RECORD	TEAM	RECORD
Alabama	6-7	Southern Mississippi	1-0
Alaska-Fairbanks	1-0	SW Louisiana	1-0
Arkansas	2-1	South Alabama	1-0
Auburn	6-4	South Carolina	3-0
Baylor	1-0	Tennessee	6-2
BYU	0-1	Texas	1-0
California	0-1	Texas A&M	1-1
Drake	1-0	Troy	2-0
Florida	0-3	Tulane	0-1
Florida State	1-0	UAB	0-1
Georgia	3-3	UMass	0-1
Georgia Tech	1-0	Vanderbilt	2-5
Houston	0-1		
Idaho	0-1		
Kentucky	4-5		
Loyola	1-0		
LSU	3-4		
Memphis	1-0		
Missouri-Kansas City	0-1		
Montana	1-0		
Morehead State	1-0		
NE Louisiana	0-1		
Northwestern State	0-1		
Oklahoma	1-0		
Ole Miss	6-4		
Old Dominion	0-1		
San Diego	0-1		
Santa Clara	2-0		

0 NICK WEATHERSPOON



Freshman | Guard

6-2 | 195

Canton, Miss.

Velma Jackson HS

Season Highs

Points: 22, Arkansas (1-2-18)
FGM: 7, Arkansas (1-2-18)
FGA: 11, at Cincinnati (12-12-17)
3FGM: 3, twice, UT-Martin (12-16-17)
3FGA: 6, Stephen F. Austin (11-22-17)
FTM: 7, Arkansas (1-2-18)
FTA: 10, Arkansas (1-2-18)
Rebounds: 6, North Florida (12-30-17)
Assists: 5, Florida A&M (11-18-17)
Blocks: 2, Arkansas (1-2-18)
Steals: 3, twice, at Cincinnati (12-12-17)
Minutes: 37, Stephen F. Austin (11-22-17)

Weatherspoon's Notes . . .

- Made his collegiate debut against Alabama State and scored 11 points as a starter.
- Has scored in double-digits in 12 games, with season-best 22 coming in SEC opener against Arkansas.
- Has started every game this season.
- Career-high 6 rebounds against North Florida.

2017-18 Game-By-Game

Opponent	MIN	FG	Pct.	3FG	Pct.	FT	Pct.	O-D-R	PF	A	TO	B	S	PTS
N10 Alabama State	*	25	3-8	.375	1-1	1.000	4-4	1.000	0-3-3	0	3	0	0	11
N18 Florida A&M	*	32	5-10	.500	1-3	.333	1-3	.333	0-5-5	1	5	2	1	12
N20 Green Bay	*	28	3-7	.429	1-3	.333	3-4	.750	0-5-5	3	4	3	0	10
N22 Stephen F. Austin	*	37	4-9	.444	3-6	.500	4-5	.800	0-0-0	2	3	1	1	15
N26 Jacksonville State	*	30	5-9	.556	1-2	.500	1-3	.333	0-1-1	1	1	0	0	12
N30 North Dakota State	*	31	5-9	.556	1-3	.333	1-1	1.000	0-4-4	0	2	2	0	12
D3 Dayton	*	31	3-7	.429	0-3	.000	0-2	.000	0-1-1	4	1	2	1	6
D9 North Georgia	*	24	4-8	.500	0-2	.000	1-1	1.000	0-3-3	0	4	0	0	9
D12 Cincinnati	*	26	6-11	.545	0-1	.000	0-0	.000	0-1-1	2	2	2	0	12
D16 UT Martin	*	26	4-7	.571	3-4	.750	0-0	.000	0-4-4	1	1	2	0	11
D20 Little Rock	*	23	3-9	.333	2-5	.400	0-0	.000	1-3-4	2	1	1	0	8
D23 Southern Miss	*	29	2-4	.500	1-2	.500	5-7	.714	1-2-3	2	0	0	0	10
D30 North Florida	*	27	3-5	.600	0-1	.000	5-6	.833	1-5-6	0	4	3	0	11
J2 Arkansas	*	33	7-10	.700	1-3	.333	7-10	.700	0-4-4	1	2	0	2	22
J6 Ole Miss	*	32	3-10	.300	0-3	.000	3-6	.500	0-2-2	3	0	1	0	9
J10 Florida	*	32	2-9	.222	0-2	.000	3-4	.750	0-1-1	2	3	0	0	7
J13 Auburn	*	28	3-10	.300	0-3	.000	4-6	.667	0-3-3	4	3	0	0	10
J16 Vanderbilt	*	21	1-7	.143	0-3	.000	0-0	.000	0-3-3	1	4	0	0	2
J20 Alabama	*	25	2-9	.222	1-4	.250	2-2	1.000	0-1-1	2	1	2	0	7
J23 Kentucky														
J27 Missouri														
J31 South Carolina														
F3 Georgia														
F6 Alabama														
F10 Missouri														
F14 Vanderbilt														
F17 Ole Miss														
F20 Texas A&M														
F24 South Carolina														
F27 Tennessee														
M3 LSU														

CAREER STATS FOR NICK WEATHERSPOON

Year	GP-GS	Min/Avg	FG-FGA	Pct	3FM-3GA	Pct	FT-FTA	Pct	Rebs	PF-D	Ast	TO	Blk	Stl	Pts/Avg
2017-18	19-19	540/28.4	68-158	.430	16-54	.296	44-64	.688	54-2.8	31-0	44	21	5	20	196/10.3

1 LAMAR PETERS



Sophomore | Guard

6-0 | 185

New Orleans, LA

Landry-Walker HS

Season Highs

Points: 18, Green Bay (11-20-17)
FGM: 6, twice, at Alabama (1-20-18)
FGA: 15, twice, at Alabama (1-20-18)
3FGM: 4, at Alabama (1-20-18)
3FGA: 10, at Alabama (1-20-18)
FTM: 5, Green Bay (11-20-17)
FTA: 6, Green Bay (11-20-17)
Rebounds: 7, North Georgia (12-9-17)
Assists: 7, Alabama State (11-10-17)
Blocks: 2, Alabama State (11-10-17)
Steals: 4, Florida A&M (11-18-17)
Minutes: 29, twice, last vs. Green Bay (11-20-17)

Career Highs

Points: 25, Kentucky (1-17-17)
FGM: 9, 2x, last vs Kentucky (1-17-17)
FGA: 16, Kentucky (1-17-17)
3FGM: 7, Missouri (1-25-17)
3FGA: 11, Missouri (1-25-17)
FTM: 11, TAMU (1-14-17)
FTA: 11, 2x, last vs Auburn (2-7-17)
Rebounds: 7, twice, last vs. N. Ga. (12-9-17)
Assists: 7, 5x, last vs Alabama St. (11-10-17)
Blocks: 2, 2x, last vs. Alabama St. (11-10-17)
Steals: 5, TAMU 1-14-17)
Minutes: 36, Auburn 2-7-17)

2017-18 Game-By-Game

Opponent	MIN	FG	Pct.	3FG	Pct.	FT	Pct.	O-D-R	PF	A	TO	B	S	PTS	
N10 Alabama State	*	29	2-8	.250	0-5	.000	3-4	.750	0-4-4	1	7	4	2	1	7
N18 Florida A&M	*	23	5-12	.417	1-7	.143	1-1	1.000	0-1-1	3	5	1	0	4	12
N20 Green Bay	*	29	6-15	.400	1-7	.143	5-6	.833	0-0-0	0	2	3	1	3	18
N22 Stephen F. Austin		-DNP-													
N26 Jacksonville State		-DNP-													
N30 North Dakota State		-DNP-													
D3 Dayton		21	1-5	.200	1-5	.200	0-0	.000	0-0-0	2	2	3	0	0	3
D9 North Georgia		22	4-12	.333	3-7	.429	0-0	.000	0-7-7	1	6	2	0	1	11
D12 Cincinnati		21	0-11	.000	0-7	.000	0-0	.000	0-1-1	4	2	6	0	1	0
D16 UT Martin		21	3-7	.429	3-7	.429	0-0	.000	1-2-3	0	2	0	1	0	9
D20 Little Rock		24	0-4	.000	0-4	.000	0-2	.000	1-2-3	2	4	1	0	2	0
D23 Southern Miss		19	4-10	.400	0-4	.000	2-5	.400	0-3-3	0	3	3	1	0	10
D30 North Florida		15	1-4	.250	0-2	.000	0-0	.000	0-2-2	3	4	3	0	1	2
J2 Arkansas		23	4-9	.444	0-3	.000	1-2	.500	0-2-2	1	3	1	0	1	9
J6 Ole Miss		24	3-10	.300	1-4	.250	0-1	.000	1-3-4	4	3	2	1	1	7
J10 Florida		25	1-6	.167	1-3	.333	0-0	.000	0-0-0	1	1	4	0	0	3
J13 Auburn		21	4-7	.571	1-2	.500	1-2	.500	1-2-3	5	1	4	1	1	10
J16 Vanderbilt		22	3-8	.375	1-3	.333	3-4	.750	0-1-1	0	5	0	0	3	10
J20 Alabama		28	6-15	.400	4-10	.400	1-2	.500	0-1-1	3	2	2	0	3	17
J23 Kentucky															
J27 Missouri															
J31 South Carolina															
F3 Georgia															
F6 Alabama															
F10 Missouri															
F14 Vanderbilt															
F17 Ole Miss															
F20 Texas A&M															
F24 South Carolina															
F27 Tennessee															
M3 LSU															

Peters' Notes . . .

- In season opener, tied career high with 7 assists and 2 blocked shots.

- Season-high 18 points vs. Green Bay.

- Missed Stephen F. Austin, JSU and North Dakota State games due to violation of team rules.

- Season-high three 4-pointers against Alabama.

CAREER STATS FOR LAMAR PETERS

Year	GP-GS	Min/Avg	FG-FGA	Pct	3FM-3GA	Pct	FT-FTA	Pct	Rebs	PF-D	Ast	TO	Blk	Stl	Pts/Avg
2016-17	30-17	738/24.6	103-266	.387	59-161	.366	56-75	.747	68-2.3	81-2	101	68	5	34	321/10.7
2017-18	16-3	367/22.9	47-143	.329	17-80	.213	17-29	.586	35-2.2	30-1	52	39	7	22	128/8.0
Totals	46-20	1105/24.0	150-409	.367	76-241	.315	73-104	.702	103-2.2	111-3	153	107	12	56	449/9.8

2 ELI WRIGHT



Sophomore | Guard

6-4 | 190

Owensboro, KY

22 Feet Academy

Season Highs

Points: 12, Alabama State (11-10-17)
FGM: 5, Alabama State (11-10-17)
FGA: 8, Alabama State (11-10-17)
3FGM: 1, 4x, last at Ole Miss (1-6-18)
3FGA: 3, 3x, last vs. Little Rock (12-20-17)
FTM: 2, twice, vs. Little Rock (12-20-17)
FTA: 5, vs. Little Rock (12-20-17)
Rebounds: 8, at Ole Miss (1-6-18)
Assists: 4, North Florida (12-30-17)
Blocks: 1, 3x, last at Florida (1-10-18)
Steals: 1, 4x, last vs. Vanderbilt (1-16-18)
Minutes: 28, Alabama State (11-10-17)

Career Highs

Points: 12, Alabama State (11-10-17)
FGM: 5, Alabama State (11-10-17)
FGA: 8, Alabama State (11-10-17)
3FGM: 1, 6x, last at Ole Miss (1-6-18)
3FGA: 3, 3x, last vs. Little Rock (12-20-17)
FTM: 3, 5x last vs Oregon State (12-1-16)
FTA: 5, twice, vs. Little Rock (12-20-17)
Rebounds: 8, at Ole Miss (1-6-18)
Assists: 4, North Florida (12-30-17)
Blocks: 1, 5x, last at Florida (1-10-18)
Steals: 2, Oregon State (12-1-16)
Minutes: 31, NWST (11-28-16)

2017-18 Game-By-Game

Opponent	MIN	FG	Pct.	3FG	Pct.	FT	Pct.	O-D-R	PF	A	TO	B	S	PTS
N10 Alabama State	28	5-8	.625	1-3	.333	1-2	.500	3-3-6	3	2	0	1	0	12
N18 Florida A&M	-DNP-													
N20 Green Bay	17	4-6	.667	0-2	.000	0-0	.000	4-0-4	2	1	1	0	0	8
N22 Stephen F. Austin	17	0-3	.000	0-1	.000	0-0	.000	0-2-2	1	0	2	1	0	0
N26 Jacksonville State	23	0-5	.000	0-2	.000	0-0	.000	2-4-6	0	0	1	0	0	0
N30 North Dakota State	25	0-5	.000	0-3	.000	0-0	.000	0-2-2	1	2	0	0	0	0
D3 Dayton	-DNP-													
D9 North Georgia	-DNP-													
D12 Cincinnati	16	0-3	.000	0-1	.000	0-0	.000	1-2-3	2	0	2	0	0	0
D16 UT Martin	15	3-7	.429	1-3	.333	2-3	.667	1-1-2	2	1	0	0	0	9
D20 Little Rock	19	2-5	.400	1-3	.333	2-5	.400	1-2-3	0	0	1	0	1	7
D23 Southern Miss	16	1-2	.500	0-0	.000	0-0	.000	0-2-2	1	2	0	1	0	2
D30 North Florida	21	3-7	.429	0-2	.000	0-0	.000	3-2-5	1	4	0	0	0	6
J2 Arkansas	10	0-4	.000	0-0	.000	0-0	.000	0-0-0	0	0	0	0	0	0
J6 Ole Miss	21	2-4	.500	1-2	.500	0-0	.000	3-5-8	2	1	2	0	0	5
J10 Florida	23	2-6	.333	0-1	.000	1-2	.500	0-4-4	1	1	2	1	1	5
J13 Auburn	8	0-2	.000	0-0	.000	0-0	.000	1-0-1	1	2	1	0	0	0
J16 Vanderbilt	21	2-3	.667	0-0	.000	1-1	1.000	1-0-1	1	2	0	0	1	5
J20 Alabama	12	0-1	.000	0-0	.000	0-0	.000	0-2-2	2	0	0	0	0	0
J23 Kentucky														
J27 Missouri														
J31 South Carolina														
F3 Georgia														
F6 Alabama														
F10 Missouri														
F14 Vanderbilt														
F17 Ole Miss														
F20 Texas A&M														
F24 South Carolina														
F27 Tennessee														
M3 LSU														

Wright's Notes . . .

- Had a career 12 points in season opener vs. Alabama State.
- Missed Florida A&M, Dayton and North Georgia games for violation of team rules.
- Had second-best game of the year vs. UT Martin with 9 points.
- Earned his first steal of the season against Florida.
- Earned a career-high 4 assists against North Florida.
- Earned a career-high 8 rebounds at Ole Miss.

CAREER STATS FOR ELI WRIGHT

Year	GP-GS	Min/Avg	FG-FGA	Pct	3FM-3GA	Pct	FT-FTA	Pct	Rebs	PF-D	Ast	TO	Blk	Stl	Pts/Avg
2016-17	30-1	392/13.1	36-68	.529	11-27	.407	22-31	.710	47-1.6	50-1	7	16	3	11	105/3.5
2017-18	16-0	292/18.3	24-71	.338	4-23	.174	7-13	.538	51-3.2	20-0	18	12	4	3	59/3.7
Totals	46-1	684/14.9	60-139	.432	15-50	.300	29-44	.659	98-2.1	70-1	25	28	7	14	164/3.6

3 XAVIAN STAPLETON



Junior | Guard
6-6 | 210
Flora, MS
Louisiana Tech

Season Highs

Points: 16, North Florida (12-30-17)
FGM: 6, North Florida (12-30-17)
FGA: 10, North Florida (12-30-17)
3FGM: 4, Southern Miss (12-23-17)
3FGA: 7, Southern Miss (12-23-17)
FTM: 4, twice, Auburn (1-13-18)
FTA: 6, twice, Auburn (1-13-18)
Rebounds: 9, at Ole Miss (1-6-18)
Assists: 3, North Florida (12-30-17)
Blocks: 1, 3x, Auburn (1-13-18)
Steals: 3, North Dakota State (11-30-17)
Minutes: 26, at Ole Miss (1-6-18)

Career Highs

Points: 16, North Florida (12-30-17)
FGM: 6, 3x, last vs North Florida (12-30-17)
FGA: 13, Tennessee (2-4-17)
3FGM: 4, Southern Miss (12-23-17)
3FGA: 7, Southern Miss (12-23-17)
FTM: 6, Arkansas (1-10-17)
FTA: 7, Arkansas (1-10-17)
Rebounds: 11, Tennessee (2-4-17)
Assists: 3, North Florida (12-30-17)
Blocks: 2, Ole Miss (2-21-17)
Steals: 4, Tennessee (2-4-17)
Minutes: 28, South Carolina (2-11-17)

2017-18 Game-By-Game

Opponent	MIN	FG	Pct.	3FG	Pct.	FT	Pct.	O-D-R	PF	A	TO	B	S	PTS
N10 Alabama State	*	5	0-0	.000	0-0	.000	0-0	.000	0-1-1	0	0	0	0	0
N18 Florida A&M		-DNP-												
N20 Green Bay		-DNP-												
N22 Stephen F. Austin		-DNP-												
N26 Jacksonville State	15	3-8	.375	1-2	.500	0-0	.000	2-0-2	1	1	1	0	0	7
N30 North Dakota State	20	2-6	.333	0-1	.000	0-0	.000	1-2-3	2	0	1	1	3	4
D3 Dayton	18	3-8	.375	0-3	.000	2-2	1.000	0-1-1	3	0	2	0	1	8
D9 North Georgia	17	3-6	.500	0-3	.000	0-0	.000	0-1-1	2	0	0	0	1	6
D12 Cincinnati	12	0-4	.000	0-1	.000	0-0	.000	1-0-1	2	0	0	0	0	0
D16 UT Martin	16	4-7	.571	1-3	.333	0-0	.000	1-2-3	4	1	2	0	0	9
D20 Little Rock	21	1-5	.200	0-3	.000	1-1	1.000	1-1-2	2	0	1	0	2	3
D23 Southern Miss	23	4-7	.571	4-7	.571	0-0	.000	0-3-3	2	1	2	1	0	12
D30 North Florida	18	6-10	.600	3-5	.600	1-1	1.000	1-1-2	2	3	0	0	2	16
J2 Arkansas	20	1-4	.250	0-2	.000	4-6	.667	1-3-4	1	1	1	0	1	6
J6 Ole Miss	26	2-9	.222	1-5	.200	2-2	1.000	2-7-9	3	1	3	0	1	7
J10 Florida		-DNP-												
J13 Auburn	19	0-4	.000	0-3	.000	4-6	.667	1-4-5	2	0	0	1	0	4
J16 Vanderbilt	24	3-9	.333	2-4	.500	0-0	.000	0-0-0	0	0	0	0	0	8
J20 Alabama		-DNP-												
J23 Kentucky														
J27 Missouri														
J31 South Carolina														
F3 Georgia														
F6 Alabama														
F10 Missouri														
F14 Vanderbilt														
F17 Ole Miss														
F20 Texas A&M														
F24 South Carolina														
F27 Tennessee														
M3 LSU														

Stapleton's Notes . . .

- Due to a sprained left knee, was limited to just 5 minutes against Alabama State.
- Missed three games due to a knee sprain.
- Career-high 4 3-pointers made and attempted against Southern Miss in Jackson.
- Career high 16 points against North Florida.
- Career and season high six field goals made and 3 assists against North Florida.
- Season-high 9 rebounds at Ole Miss.
- Missed the Florida and Alabama games due to a violation of team rules.

CAREER STATS FOR XAVIAN STAPLETON

Year	GP-GS	Min/Avg	FG-FGA	Pct	3FM-3GA	Pct	FT-FTA	Pct	Rebs	PF-D	Ast	TO	Blk	Stl	Pts/Avg
2016-17	23-5	385/16.7	59-129	.457	18-54	.333	28-44	.636	66-2.9	66-4	7	21	10	22	164/7.1
2017-18	14-1	254/18.1	32-87	.368	12-42	.286	14-18	.778	37-2.6	26-0	8	13	3	13	90/6.4
Totals	37-6	639/17.3	91-216	.421	30-96	.313	42-62	.677	103-2.8	92-4	15	34	13	35	254/6.9

5 MITCHELL STORM



Sophomore | Forward

6-7 | 202

Madison, Miss.

East Mississippi CC

Season Highs

Points:
FGM:
FGA: 2, Alabama State (11-10-17)
3FGM:
3FGA: 1, twice, vs. Little Rock (12-20-17)
FTM:
FTA:
Rebounds: 3, Alabama State (11-10-17)
Assists:
Blocks:
Steals:
Minutes: 4, twice, last vs. North Georgia (12-9-17)

Storm's Notes . . .

- Made his MSU debut against Alabama State and had 3 rebounds.
- Also played 3 minutes against Florida A&M and 2 against North Dakota State.
- Tied his season high with 4 minutes against North Georgia and then played 3 minutes vs. UT Martin.

2017-18 Game-By-Game

Opponent	MIN	FG	Pct.	3FG	Pct.	FT	Pct.	O-D-R	PF	A	TO	B	S	PTS
N10 Alabama State	4	0-2	.000	0-0	.000	0-0	.000	1-2-3	1	0	0	0	0	0
N18 Florida A&M	3	0-0	.000	0-0	.000	0-0	.000	0-1-1	0	0	0	0	0	0
N20 Green Bay	-DNP-													
N22 Stephen F. Austin	-DNP-													
N26 Jacksonville State	-DNP-													
N30 North Dakota State	2	0-0	.000	0-0	.000	0-0	.000	0-0-0	0	0	0	0	0	0
D3 Dayton	-DNP-													
D9 North Georgia	4	0-0	.000	0-0	.000	0-0	.000	0-0-0	0	0	0	0	0	0
D12 Cincinnati	-DNP-													
D16 UT Martin	3	0-1	.000	0-1	.000	0-0	.000	0-1-1	0	0	1	0	0	0
D20 Little Rock	1	0-1	.000	0-1	.000	0-0	.000	0-0-0	0	0	0	0	0	0
D23 Southern Miss	-DNP-													
D30 North Florida	2	0-0	.000	0-0	.000	0-0	.000	1-0-1	0	0	0	0	0	0
J2 Arkansas	-DNP-													
J6 Ole Miss	-DNP-													
J10 Florida	-DNP-													
J13 Auburn	-DNP-													
J16 Vanderbilt	-DNP-													
J20 Alabama	-DNP-													
J23 Kentucky														
J27 Missouri														
J31 South Carolina														
F3 Georgia														
F6 Alabama														
F10 Missouri														
F14 Vanderbilt														
F17 Ole Miss														
F20 Texas A&M														
F24 South Carolina														
F27 Tennessee														
M3 LSU														

CAREER STATS FOR MITCHELL STORM

Year	GP-GS	Min/Avg	FG-FGA	Pct	3FM-3GA	Pct	FT-FTA	Pct	Rebs	PF-D	Ast	TO	Blk	Stl	Pts/Avg
2017-18	7-0	19/2.7	0-4	.000	0-2	.000	0-0	.000	6-0.9	1-0	0	1	0	0	0/0.0

10 TATE CLAYTON



Freshman | Guard

6-2 | 170

Tupelo, Miss.

Tupelo HS

Season Highs

Points:
 FGM:
 FGA:
 3FGM:
 3FGA:
 FTM:
 FTA:
 Rebounds:
 Assists:
 Blocks:
 Steals:
 Minutes: 4, North Georgia (12-9-17)

Clayton's Notes . . .

- Made collegiate debut against Alabama State.
- Also played against Florida A&M.
- Season-high 4 minutes vs. North Georgia.

2017-18 Game-By-Game

Opponent	MIN	FG	Pct.	3FG	Pct.	FT	Pct.	O-D-R	PF	A	TO	B	S	PTS
N10 Alabama State	2	0-0	.000	0-0	.000	0-0	.000	0-0-0	0	0	0	0	0	0
N18 Florida A&M	2	0-0	.000	0-0	.000	0-0	.000	0-0-0	0	0	0	0	0	0
N20 Green Bay	-DNP-													
N22 Stephen F. Austin	-DNP-													
N26 Jacksonville State	-DNP-													
N30 North Dakota State	-DNP-													
D3 Dayton	-DNP-													
D9 North Georgia	4	0-0	.000	0-0	.000	0-0	.000	0-0-0	0	0	0	0	0	0
D12 Cincinnati	-DNP-													
D16 UT Martin	-DNP-													
D20 Little Rock	-DNP-													
D23 Southern Miss	-DNP-													
D30 North Florida	-DNP-													
J2 Arkansas	-DNP-													
J6 Ole Miss	-DNP-													
J10 Florida	-DNP-													
J13 Auburn	-DNP-													
J16 Vanderbilt	-DNP-													
J20 Alabama	-DNP-													
J23 Kentucky														
J27 Missouri														
J31 South Carolina														
F3 Georgia														
F6 Alabama														
F10 Missouri														
F14 Vanderbilt														
F17 Ole Miss														
F20 Texas A&M														
F24 South Carolina														
F27 Tennessee														
M3 LSU														

CAREER STATS FOR TATE CLAYTON

Year	GP-GS	Min/Avg	FG-FGA	Pct	3FM-3GA	Pct	FT-FTA	Pct	Rebs	PF-D	Asst	TO	Blk	Stl	Pts/Avg
2017-18	3-0	8/2.7	0-0	.000	0-0	.000	0-0	.000	0-0.0	0-0	0	0	0	0	0/0.0

11 QUINNDARY WEATHERSPOON



Junior | Guard

6-4 | 205

Canton, MS

Velma Jackson HS

Season Highs

Points: 22, twice, Arkansas (1-2-18)
FGM: 8, 3x, last vs. Vanderbilt (1-16-18)
FGA: 13, 3x, Auburn (1-13-18)
3FGM: 4, twice, at Florida (1-10-18)
3FGA: 8, at Florida (1-10-18)
FTM: 11, Stephen F. Austin (11-22-17)
FTA: 14, Stephen F. Austin (11-22-17)
Rebounds: 10, Dayton (12-03-17)
Assists: 10, North Dakota State (11-30-17)
Blocks: 2, Dayton (12-03-17)
Steals: 4, UT-Martin (12-16-17)
Minutes: 36, at Florida (1-10-18)

Career Highs

Points: 29, Missouri (1-25-17)
FGM: 11, Missouri (1-25-17)
FGA: 18, UCF (11-17-16)
3FGM: 6, Arkansas (1-10-17)
3FGA: 8, 4x, last at Florida (1-10-18)
FTM: 11, Stephen F. Austin (11-22-17)
FTA: 14, Stephen F. Austin (11-22-17)
Rebounds: 14, Missouri (1-30-16)
Assists: 10, North Dakota State (11-30-17)
Blocks: 2, 4x, last vs. Dayton (12-03-17)
Steals: 4, 4x, last vs. UT-Martin (12-16-17)
Minutes: 41, Alabama (2-2-16)

2017-18 Game-By-Game

Opponent	MIN	FG	Pct.	3FG	Pct.	FT	Pct.	O-D-R	PF	A	TO	B	S	PTS
N10 Alabama State	* 22	8-9	.889	0-1	.000	1-3	.333	0-8-8	3	1	3	1	2	17
N18 Florida A&M	* 31	5-9	.556	1-4	.250	1-2	.500	0-6-6	1	4	4	1	1	12
N20 Green Bay	* 28	1-8	.125	0-5	.000	0-0	.000	0-3-3	2	4	2	0	1	2
N22 Stephen F. Austin	* 34	4-8	.500	1-4	.250	11-14	.786	2-5-7	3	6	1	0	2	20
N26 Jacksonville State	* 35	6-11	.545	1-3	.333	0-0	.000	1-4-5	2	4	4	0	0	13
N30 North Dakota State	* 26	4-9	.444	1-3	.333	0-2	.000	1-3-4	1	10	0	0	0	9
D3 Dayton	* 35	5-11	.455	0-3	.000	1-2	.500	2-8-10	4	6	5	2	3	11
D9 North Georgia	* 26	8-11	.727	4-4	1.000	2-2	1.000	0-2-2	1	2	0	0	2	22
D12 Cincinnati	* 34	3-12	.250	1-3	.333	5-6	.833	1-6-7	3	3	3	0	1	12
D16 UT Martin	* 24	6-10	.600	1-4	.250	8-9	.889	4-4-8	1	7	0	0	4	21
D20 Little Rock	* 26	7-11	.636	1-3	.333	6-6	1.000	3-5-8	1	3	2	1	2	21
D23 Southern Miss	* 31	2-5	.400	0-3	.000	3-6	.500	1-3-4	3	4	3	0	1	7
D30 North Florida	* 27	7-10	.700	2-3	.667	2-2	1.000	1-5-6	3	6	1	1	1	18
J2 Arkansas	* 33	7-13	.538	2-4	.500	6-8	.750	5-2-7	4	2	2	1	3	22
J6 Ole Miss	* 30	3-12	.250	0-2	.000	1-2	.500	1-2-3	2	3	5	0	0	7
J10 Florida	* 36	6-13	.462	4-8	.500	0-0	.000	3-2-5	2	3	5	0	2	16
J13 Auburn	* 33	5-13	.385	2-7	.286	2-2	1.000	0-4-4	4	3	2	1	0	14
J16 Vanderbilt	* 28	8-12	.667	1-3	.333	2-3	.667	1-3-4	2	4	2	0	1	19
J20 Alabama	* 31	4-9	.444	0-3	.000	4-4	1.000	4-5-9	2	2	5	0	2	12
J23 Kentucky														
J27 Missouri														
J31 South Carolina														
F3 Georgia														
F6 Alabama														
F10 Missouri														
F14 Vanderbilt														
F17 Ole Miss														
F20 Texas A&M														
F24 South Carolina														
F27 Tennessee														
M3 LSU														

Weatherspoon's Notes . . .

- Named first-team All-SEC by the league coaches on Friday after being named second-team by the media back in October.

- Is MSU's leading returning scorer.

- Had 17 points against Alabama State in season opener.

- Surpassed 100-career assists vs. Florida A&M and had career-high 6 vs. Stephen F. Austin.

- Had game-winning 3-pointer with 0.7 seconds left vs. Jacksonville State.

- Also had game-winning shot against Dayton with 0.8 seconds left.

- Season-high 22 points vs. North Georgia and Arkansas.

- MSU is 5-0 this year when he scores 20-plus points.

- Became the 37th player in MSU history to reach 1,000 career points on Dec. 20 against Little Rock.

- In SEC, T13 in scoring, T4th in steals and 8th in assists.

CAREER STATS FOR QUINNDARY WEATHERSPOON

Year	GP-GS	Min/Avg	FG-FGA	Pct	3FM-3GA	Pct	FT-FTA	Pct	Rebs	PF-D	Asst	TO	Blk	Stl	Pts/Avg
2015-16	31-17	836/27.0	133-297	.448	43-109	.394	62-77	.805	146-4.7	75-1	43	45	16	42	371/12.0
2016-17	29-29	926/31.9	173-369	.469	47-126	.373	85-111	.766	148-5.1	68-1	53	64	8	50	478/16.5
2017-18	19-19	570/30.0	99-196	.505	22-70	.314	55-73	.753	110-5.8	44-0	77	49	8	28	275/14.5
Totals	79-65	2332/29.5	405-862	.470	112-305	.367	202-261	.774	404-5.1	187-2	173	158	32	120	1124/14.2

12 DREW DAVIS



Senior | Guard

5-10 | 165

Atlanta, GA

Fort Walton Beach HS

Season Highs

Points: 2, North Dakota State (11-30-17)
FGM: 1, North Dakota State (11-30-17)
FGA: 3, North Georgia (12-9-17)
3FGM:
3FGA: 2, North Georgia (12-9-17)
FTM: 1, Alabama State (11-10-17)
FTA: 2, Alabama State (11-10-17)
Rebounds: 2, North Georgia (12-9-17)
Assists: 1, twice, last North Florida (12-30-17)
Blocks:
Steals:
Minutes: 4, North Georgia (12-9-17)

Career Highs

Points: 6, Southern Miss (12-19-16)
FGM: 2, Southern Miss (12-19-16)
FGA: 3, North Georgia (12-9-17)
3FGM: 2, Southern Miss (12-19-16)
3FGA: 2, twice, last vs. N. Georgia (12-9-17)
FTM: 1, Alabama State (11-10-17)
FTA: 2, Alabama State (11-10-17)
Rebounds: 2, North Georgia (12-9-17)
Assists: 1, 4x, last vs. North Florida (12-30-17)
Blocks:
Steals:
Minutes: 5, Southern Miss (12-19-16)

2017-18 Game-By-Game

Opponent	MIN	FG	Pct.	3FG	Pct.	FT	Pct.	O-D-R	PF	A	TO	B	S	PTS
N10 Alabama State	2	0-1	.000	0-1	.000	1-2	.500	0-0-0	0	1	0	0	0	1
N18 Florida A&M	3	0-2	.000	0-1	.000	0-0	.000	0-0-0	1	0	0	0	0	0
N20 Green Bay	-DNP-													
N22 Stephen F. Austin	-DNP-													
N26 Jacksonville State	-DNP-													
N30 North Dakota State	1	1-1	1.000	0-0	.000	0-0	.000	0-0-0	0	0	0	0	0	2
D3 Dayton	-DNP-													
D9 North Georgia	4	0-3	.000	0-2	.000	0-0	.000	0-2-2	0	0	1	0	0	0
D12 Cincinnati	-DNP-													
D16 UT Martin	3	0-0	.000	0-0	.000	0-0	.000	0-0-0	0	0	1	0	0	0
D20 Little Rock	-DNP-													
D23 Southern Miss	-DNP-													
D30 North Florida	2	0-2	.000	0-0	.000	0-0	.000	0-0-0	0	1	0	0	0	0
J2 Arkansas	-DNP-													
J6 Ole Miss	-DNP-													
J10 Florida	-DNP-													
J13 Auburn	-DNP-													
J16 Vanderbilt	-DNP-													
J20 Alabama	-DNP-													
J23 Kentucky														
J27 Missouri														
J31 South Carolina														
F3 Georgia														
F6 Alabama														
F10 Missouri														
F14 Vanderbilt														
F17 Ole Miss														
F20 Texas A&M														
F24 South Carolina														
F27 Tennessee														
M3 LSU														

Davis' Notes . . .

- Played 2 minutes against Alabama State and made his first-career FT.
- Also saw action vs. Florida A&M.
- Made first field goal against North Dakota State and finished with 2 points.
- Season-high 4 minutes against North Georgia and logged 3 vs. UT Martin.

CAREER STATS FOR DREW DAVIS

Year	GP-GS	Min/Avg	FG-FGA	Pct	3FM-3GA	Pct	FT-FTA	Pct	Rebs	PF-D	Asst	TO	Blk	Stl	Pts/Avg
2016-17	6-0	12/2.0	4-8	.500	3-4	.750	0-0	.000	1-0.2	0-0	2	2	0	1	11/1.8
2017-18	6-0	15/2.5	1-9	.111	0-4	.000	1-2	.500	2-0.3	1-0	2	2	0	0	3/0.5
Totals	12-0	27/2.3	5-17	.294	3-8	.375	1-2	.500	3-0.3	1-0	4	4	0	1	14/1.2

13 NICK SINGLETON



Junior | Guard

6-5 | 195

Decatur, GA

Kennesaw State

Season Highs

Points: 9, North Georgia (12-9-17)
FGM: 3, North Georgia (12-9-17)
FGA: 5, North Georgia (12-9-17)
3FGM: 3, North Georgia (12-9-17)
3FGA: 4, North Georgia (12-9-17)
FTM:
FTA: 1, Little Rock (12-20-17)
Rebounds: 3, North Georgia (12-9-17)
Assists: 1, Florida A&M (11-18-17)
Blocks:
Steals:
Minutes: 5, 3x, last vs. North Georgia (12-9-17)

Career Highs

Points: 9, North Georgia (12-9-17)
FGM: 3, North Georgia (12-9-17)
FGA: 5, North Georgia (12-9-17)
3FGM: 3, North Georgia (12-9-17)
3FGA: 4, North Georgia (12-9-17)
FTM:
FTA: 1, Little Rock (12-20-17)
Rebounds: 3, North Georgia (12-9-17)
Assists: 1, 3x, last vs. Florida A&M (11-18-17)
Blocks:
Steals: 1, NWST (11-28-16)
Minutes: 13, NWST (11-28-16)

2017-18 Game-By-Game

Opponent	MIN	FG	Pct.	3FG	Pct.	FT	Pct.	O-D-R	PF	A	TO	B	S	PTS
N10 Alabama State	5	1-2	.500	1-2	.500	0-0	.000	0-1-1	0	0	0	0	0	3
N18 Florida A&M	5	2-3	.667	0-1	.000	0-0	.000	0-0-0	0	1	0	0	0	4
N20 Green Bay	-DNP-													
N22 Stephen F. Austin	-DNP-													
N26 Jacksonville State	-DNP-													
N30 North Dakota State	2	1-1	1.000	0-0	.000	0-0	.000	0-0-0	0	0	0	0	0	2
D3 Dayton	-DNP-													
D9 North Georgia	5	3-5	.600	3-4	.750	0-0	.000	2-1-3	0	0	0	0	0	9
D12 Cincinnati	-DNP-													
D16 UT Martin	3	1-1	1.000	0-0	.000	0-0	.000	0-1-1	0	0	2	0	0	2
D20 Little Rock	1	0-0	.000	0-0	.000	0-1	.000	0-0-0	0	0	0	0	0	0
D23 Southern Miss	-DNP-													
D30 North Florida	2	1-1	1.000	0-0	.000	0-0	.000	0-0-0	0	0	0	0	0	2
J2 Arkansas	-DNP-													
J6 Ole Miss	-DNP-													
J10 Florida	-DNP-													
J13 Auburn	-DNP-													
J16 Vanderbilt	-DNP-													
J20 Alabama	-DNP-													
J23 Kentucky														
J27 Missouri														
J31 South Carolina														
F3 Georgia														
F6 Alabama														
F10 Missouri														
F14 Vanderbilt														
F17 Ole Miss														
F20 Texas A&M														
F24 South Carolina														
F27 Tennessee														
M3 LSU														

Singleton's Notes . . .

- Made a 3-pointer in season opener vs. Alabama State.

- Also saw action against Florida A&M before having 2 points against North Dakota State.

- Career-high 9 points vs. North Georgia with career-high three-made 3-pointers.

CAREER STATS FOR NICK SINGLETON

Year	GP-GS	Min/Avg	FG-FGA	Pct	3FM-3GA	Pct	FT-FTA	Pct	Rebs	PF-D	Asst	TO	Blk	Stl	Pts/Avg
2016-17	7-0	27/3.8	2-7	.286	1-4	.250	0-0	.000	4-0.6	3-0	2	1	1	1	5/0.7
2017-18	7-0	23/3.3	9-13	.692	4-7	.571	0-1	.000	5-0.7	0-0	1	2	0	0	22/3.1
Totals	14-0	50/3.6	11-20	.550	5-11	.455	0-1	.000	9-0.6	3-0	3	3	1	1	27/1.9

15 T.J. GRAY



Sophomore | Guard

6-0 | 170

Columbus, Miss.

Columbus HS

Season Highs

Points: 3, Florida A&M (11-18-17)
FGM: 1, Florida A&M (11-18-17)
FGA: 2, North Georgia (12-9-17)
3FGM: 1, Florida A&M (11-18-17)
3FGA: 2, North Georgia (12-9-17)
FTM:
FTA:
Rebounds:
Assists:
Blocks:
Steals:
Minutes: 4, North Georgia (12-9-17)

Gray's Notes . . .

- Made his collegiate debut against Alabama State.
- Scored first collegiate points on a 3 against Florida A&M.
- Logged 4 minutes vs. North Georgia.

2017-18 Game-By-Game

Opponent	MIN	FG	Pct.	3FG	Pct.	FT	Pct.	O-D-R	PF	A	TO	B	S	PTS
N10 Alabama State	2	0-0	.000	0-0	.000	0-0	.000	0-0-0	1	0	0	0	0	0
N18 Florida A&M	3	1-1	1.000	1-1	1.000	0-0	.000	0-0-0	1	0	1	0	0	3
N20 Green Bay	-DNP-													
N22 Stephen F. Austin	-DNP-													
N26 Jacksonville State	-DNP-													
N30 North Dakota State	-DNP-													
D3 Dayton	-DNP-													
D9 North Georgia	4	0-2	.000	0-2	.000	0-0	.000	0-0-0	1	0	0	0	0	0
D12 Cincinnati	-DNP-													
D16 UT Martin	-DNP-													
D20 Little Rock	-DNP-													
D23 Southern Miss	-DNP-													
D30 North Florida	-DNP-													
J2 Arkansas	-DNP-													
J6 Ole Miss	-DNP-													
J10 Florida	-DNP-													
J13 Auburn	-DNP-													
J16 Vanderbilt	-DNP-													
J20 Alabama	-DNP-													
J23 Kentucky														
J27 Missouri														
J31 South Carolina														
F3 Georgia														
F6 Alabama														
F10 Missouri														
F14 Vanderbilt														
F17 Ole Miss														
F20 Texas A&M														
F24 South Carolina														
F27 Tennessee														
M3 LSU														

CAREER STATS FOR T.J. GRAY

Year	GP-GS	Min/Avg	FG-FGA	Pct	3FM-3GA	Pct	FT-FTA	Pct	Rebs	PF-D	Ast	TO	Blk	Stl	Pts/Avg
2017-18	3-0	9/3.0	1-3	.333	1-3	.333	0-0	.000	0-0.0	3-0	0	1	0	0	3/1.0

22 KEESHAWN FEAZELL



Freshman | Forward

6-8 | 230

New Hebron, MS

Lawrence County HS

Season Highs

Points: 11, North Georgia (12-9-17)
FGM: 5, North Georgia (12-9-17)
FGA: 7, North Florida (12-30-17)
3FGM: 1, North Georgia (12-9-17)
3FGA: 1, 5x, last at Alabama (1-20-18)
FTM: 1, North Florida (12-30-17)
FTA: 2, North Dakota State (11-30-17)
Rebounds: 5, Florida A&M (11-18-20)
Assists: 1, Jacksonville State (11-26-17)
Blocks: 1, twice, vs. Little Rock (12-20-17)
Steals: 2, Dayton (12-03-17)
Minutes: 13, at Alabama (1-20-18)

Feazell's Notes . . .

- Missed the season opener due to a foot injury.
- Made collegiate debut against Florida A&M and had two points.
- Season-high 11 points vs. North Georgia.
- Played a season-high 13 minutes at Alabama.

2017-18 Game-By-Game

Opponent	MIN	FG	Pct.	3FG	Pct.	FT	Pct.	O-D-R	PF	A	TO	B	S	PTS
N10 Alabama State	-DNP-													
N18 Florida A&M	7	1-2	.500	0-1	.500	0-0	.000	1-4-5	1	0	1	0	0	2
N20 Green Bay	7	1-3	.333	0-0	.000	0-0	.000	0-1-1	1	0	1	0	0	2
N22 Stephen F. Austin	-DNP-													
N26 Jacksonville State	5	0-1	.000	0-1	.000	0-0	.000	0-0-0	0	1	0	0	0	0
N30 North Dakota State	12	0-1	.000	0-0	.000	0-2	.000	0-3-3	1	0	0	0	0	0
D3 Dayton	11	1-1	1.000	0-0	.000	0-0	.000	0-2-2	0	0	2	0	2	2
D9 North Georgia	11	5-5	1.000	1-1	.000	0-0	.000	1-3-4	2	0	0	1	0	11
D12 Cincinnati	2	0-1	.000	0-0	.000	0-0	.000	0-0-0	0	0	0	0	0	0
D16 UT Martin	7	1-1	1.000	0-0	.000	0-1	.000	1-2-3	0	0	1	0	0	2
D20 Little Rock	10	1-3	.333	0-0	.000	0-0	.000	1-0-1	1	0	1	1	0	2
D23 Southern Miss	-DNP-													
D30 North Florida	7	4-7	.571	0-1	.000	1-1	1.000	1-2-3	2	0	0	0	0	9
J2 Arkansas	-DNP-													
J6 Ole Miss	0	0-0	.000	0-0	.000	0-0	.000	0-0-0	0	0	0	0	0	0
J10 Florida	11	0-1	.000	0-0	.000	0-0	.000	2-2-4	0	0	1	0	0	0
J13 Auburn	-DNP-													
J16 Vanderbilt	6	0-0	.000	0-0	.000	0-0	.000	0-0-0	0	0	1	0	0	0
J20 Alabama	13	0-2	.000	0-1	.000	0-0	.000	0-1-1	1	0	0	0	0	0
J23 Kentucky														
J27 Missouri														
J31 South Carolina														
F3 Georgia														
F6 Alabama														
F10 Missouri														
F14 Vanderbilt														
F17 Ole Miss														
F20 Texas A&M														
F24 South Carolina														
F27 Tennessee														
M3 LSU														

CAREER STATS FOR KEESHAWN FEAZELL

Year	GP-GS	Min/Avg	FG-FGA	Pct	3FM-3GA	Pct	FT-FTA	Pct	Rebs	PF-D	Ast	TO	Blk	Stl	Pts/Avg
2017-18	14-0	109/7.8	14-28	.500	1-5	.200	1-4	.250	27-1.9	9-0	1	8	2	2	30/2.1

23 TYSON CARTER



Sophomore | Guard

6-4 | 165

Starkville, MS

Starkville HS

Season Highs

Points: 35, North Dakota State (11-30-17)
FGM: 12, North Dakota State (11-30-17)
FGA: 17, North Dakota State (11-30-17)
3FGM: 6, twice, last vs. Dayton (12-03-17)
3FGA: 10, twice, last vs. Dayton (12-03-17)
FTM: 6, Stephen F. Austin (11-22-17)
FTA: 7, Stephen F. Austin (11-22-17)
Rbs: 6, 3x, last vs. North Dakota St. (11-30-17)
Assists: 7, UT-Martin (12-16-17)
Blocks: 1, Vanderbilt (1-16-18)
Steals: 3, Dayton (12-03-17)
Minutes: 32, 3x, last vs. Dayton (12-03-17)

Career Highs

Points: 35, North Dakota State (11-30-17)
FGM: 12, North Dakota State (11-30-17)
FGA: 17, North Dakota State (11-30-17)
3FGM: 6, twice, last vs. Dayton (12-03-17)
3FGA: 10, 4x, last vs. Dayton (12-03-17)
FTM: 6, twice, last vs. SF Austin (11-22-17)
FTA: 7, Stephen F. Austin (11-22-17)
Rbs: 6, 3x, last vs. North Dakota St. (11-30-17)
Assists: 7, UT-Martin (12-16-17)
Blocks: 1, 4x, last vs. Vanderbilt (1-16-18)
Steals: 3, Dayton (12-03-17)
Minutes: 37, NWST (11-28-16)

2017-18 Game-By-Game

Opponent	MIN	FG	Pct.	3FG	Pct.	FT	Pct.	O-D-R	PF	A	TO	B	S	PTS
N10 Alabama State	27	3-6	.500	2-3	.667	3-4	.750	1-0-1	0	2	2	0	1	11
N18 Florida A&M	23	4-10	.400	2-5	.400	0-0	.000	0-0-0	0	2	0	0	1	10
N20 Green Bay	19	2-6	.333	0-4	.000	2-2	1.000	0-0-0	1	0	0	0	0	6
N22 Stephen F. Austin *	32	9-14	.643	1-6	.167	6-7	.857	1-5-6	2	3	5	0	1	25
N26 Jacksonville State *	29	1-7	.143	1-7	.143	0-0	.000	1-5-6	0	2	1	0	1	3
N30 North Dakota State *	32	12-17	.706	6-10	.600	5-5	1.000	0-6-6	1	1	1	0	2	35
D3 Dayton *	32	7-12	.583	6-10	.600	0-0	.000	0-1-1	2	2	5	0	3	20
D9 North Georgia *	27	1-7	.143	0-3	.000	0-0	.000	0-3-3	1	2	2	0	1	2
D12 Cincinnati *	23	3-7	.429	2-5	.400	0-0	.000	0-0-0	1	1	0	0	0	8
D16 UT Martin *	21	1-8	.125	0-7	.000	0-0	.000	0-0-0	0	7	0	0	0	2
D20 Little Rock *	24	3-7	.429	1-4	.250	0-0	.000	0-0-0	0	1	1	0	0	7
D23 Southern Miss *	22	2-5	.400	1-3	.333	2-2	1.000	0-3-3	0	2	2	0	0	7
D30 North Florida *	24	4-6	.667	1-2	.500	2-2	1.000	1-2-3	0	1	1	0	0	11
J2 Arkansas *	21	2-7	.286	1-5	.200	2-3	.667	1-3-4	0	1	0	0	0	7
J6 Ole Miss *	15	2-5	.400	0-3	.000	1-2	.500	0-1-1	1	2	0	0	0	5
J10 Florida *	25	1-6	.167	0-2	.000	0-0	.000	0-0-0	1	0	1	0	0	2
J13 Auburn *	23	3-8	.375	1-5	.200	0-0	.000	0-3-3	1	0	1	0	0	7
J16 Vanderbilt *	30	3-8	.375	2-4	.500	1-1	1.000	1-4-5	2	2	1	1	2	9
J20 Alabama *	23	1-5	.200	1-4	.250	0-0	.000	0-0-0	1	0	1	0	0	3
J23 Kentucky														
J27 Missouri														
J31 South Carolina														
F3 Georgia														
F6 Alabama														
F10 Missouri														
F14 Vanderbilt														
F17 Ole Miss														
F20 Texas A&M														
F24 South Carolina														
F27 Tennessee														
M3 LSU														

Carter's Notes . . .

- Came off the bench and scored 11 points against Alabama State.
- 25 points, 6 rebounds vs. Stephen F. Austin.
- Career-high 35 points and 6 rebounds vs. North Dakota State.
- 20 points and career-high 3 steals vs. Dayton.
- SEC Player of the week on Dec. 4.
- Has started last 16 games.
- Has scored in double-digits six times.
- Recorded first block of the season against Vanderbilt on Jan. 16.

CAREER STATS FOR TYSON CARTER

Year	GP-GS	Min/Avg	FG-FGA	Pct	3FM-3GA	Pct	FT-FTA	Pct	Rebs	PF-D	Ast	TO	Blk	Stl	Pts/Avg
2016-17	32-12	646/20.2	84-211	.398	44-122	.361	27-33	.818	55-1.7	45-0	22	14	4	23	239/7.5
2017-18	19-16	472/24.8	64-151	.424	28-92	.304	24-28	.857	42-2.2	14-0	31	24	1	12	180/9.5
Totals	51-28	1118/21.9	148-362	.409	72-214	.336	51-61	.836	97-1.9	59-0	53	38	5	35	419/8.2

24 ABDUL ADO



Freshman | Forward

6-11 | 250

Lagos, Nigeria

Hamilton Heights HS

Season Highs

Points: 12, 3x, last at Florida (1-10-18)
FGM: 6, twice, at Florida (1-10-18)
FGA: 8, 3x, at Alabama (1-20-18)
3FGM:
3FGA:
FTM: 4, Green Bay (11-20-17)
FTA: 9, Arkansas (1-2-18)
Rebounds: 13, Little Rock (12-20-17)
Assists: 3, Southern Miss (12-23-17)
Blocks: 5, Stephen F. Austin (11-22-17)
Steals: 4, Cincinnati (12-12-17)
Minutes: 33, Jacksonville State (11-26-17)

Ado's Notes . . .

- Missed the season opener due to a quad injury.
- Made collegiate debut against Florida A&M and responded with 12 points.
- Earned third double-double against No. 22 Auburn with 10 points and 11 rebounds.
- Career-high 5 blocks vs. Stephen F. Austin.
- 4th in SEC with his 2.1 blocks, 41st nationally.
- His 38 blocks is the fourth most by an MSU freshman in school history.
- 8th in the SEC with 7.1 rebounds.

2017-18 Game-By-Game

Opponent	MIN	FG	Pct.	3FG	Pct.	FT	Pct.	O-D-R	PF	A	TO	B	S	PTS
N10 Alabama State	-DNP-													
N18 Florida A&M	*	23	6-7	.857	0-0	.000	0-0	.000	3-4-7	1	0	3	3	12
N20 Green Bay	*	24	4-8	.500	0-0	.000	4-5	.800	6-5-11	4	1	2	2	12
N22 Stephen F. Austin	*	28	2-2	1.000	0-0	.000	0-2	.000	0-4-4	0	0	6	5	4
N26 Jacksonville State	*	33	4-6	.667	0-0	.000	1-4	.250	3-5-8	3	0	4	3	9
N30 North Dakota State	*	14	2-2	1.000	0-0	.000	1-1	1.000	0-4-4	5	0	4	0	5
D3 Dayton	*	21	2-2	1.000	0-0	.000	1-1	1.000	1-2-3	3	0	3	0	5
D9 North Georgia	*	17	1-5	.200	0-0	.000	2-2	1.000	0-3-3	1	0	3	4	4
D12 Cincinnati	*	27	0-1	.000	0-0	.000	0-0	.000	2-2-4	1	0	1	3	0
D16 UT Martin	*	26	2-5	.400	0-0	.000	2-3	.667	4-8-12	0	0	2	3	6
D20 Little Rock	*	28	2-3	.667	0-0	.000	2-4	.500	6-7-13	2	1	0	3	6
D23 Southern Miss	*	27	3-4	.750	0-0	.000	2-5	.400	2-3-5	4	3	5	0	8
D30 North Florida	*	27	2-3	.667	0-0	.000	1-6	.167	2-7-9	3	0	3	2	5
J2 Arkansas	*	34	3-3	1.000	0-0	.000	2-9	.222	5-4-9	2	0	1	4	8
J6 Ole Miss	*	17	2-5	.400	0-0	.000	1-2	.500	3-1-4	4	0	0	1	5
J10 Florida	*	24	6-8	.750	0-0	.000	0-0	.000	2-8-10	3	1	1	1	12
J13 Auburn	*	31	4-5	.800	0-0	.000	2-4	.500	3-8-11	3	0	1	2	10
J16 Vanderbilt	*	14	4-7	.571	0-0	.000	1-4	.250	3-3-6	4	1	0	1	9
J20 Alabama	*	20	5-8	.625	0-0	.000	1-1	1.000	2-2-4	4	0	3	1	11
J23 Kentucky														
J27 Missouri														
J31 South Carolina														
F3 Georgia														
F6 Alabama														
F10 Missouri														
F14 Vanderbilt														
F17 Ole Miss														
F20 Texas A&M														
F24 South Carolina														
F27 Tennessee														
M3 LSU														

CAREER STATS FOR ABDUL ADO

Year	GP-GS	Min/Avg	FG-FGA	Pct	3FM-3GA	Pct	FT-FTA	Pct	Rebs	PF-D	Ast	TO	Blk	Stl	Pts/Avg
2017-18	18-18	435/24.2	54-84	.643	0-0	.000	23-53	.434	127-7.1	47-1	7	42	38	21	131/7.3

35 ARIC HOLMAN



Junior | Forward

6-10 | 225

Owensboro, KY

Owensboro HS

Season Highs

Points: 23, North Florida (12-30-17)
FGM: 10, North Florida (12-30-17)
FGA: 12, 3x, last vs. North Florida (12-30-17)
3FGM: 3, at Cincinnati (12-12-17)
3FGA: 4, 5x, last at Ole Miss (1-6-18)
FTM: 4, 3x, at Alabama (1-20-18)
FTA: 8, Little Rock (12-20-17)
Rebounds: 14, Vanderbilt (1-16-18)
Assists: 3, twice, Ole Miss (1-6-18)
Blocks: 3, Stephen F. Austin (11-22-17)
Steals: 1, 4x, last vs. North Florida (12-30-17)
Minutes: 29, Auburn (1-13-18)

Career Highs

Points: 23, North Florida (12-30-17)
FGM: 10, North Florida (12-30-17)
FGA: 13, Boise State (11-18-16)
3FGM: 3, at Cincinnati (12-12-17)
3FGA: 4, 6x, last at Ole Miss (1-6-18)
FTM: 7, LSU (1-7-17)
FTA: 9, LSU (1-7-17)
Rebounds: 14, Vanderbilt (1-16-18)
Assists: 4, Arkansas (2-9-16)
Blocks: 5, twice, last vs. NWST (11-28-16)
Steals: 2, 3x, last vs. Oregon State (12-1-16)
Minutes: 33, TAMU (1-14-17)

2017-18 Game-By-Game

Opponent	MIN	FG	Pct.	3FG	Pct.	FT	Pct.	O-D-R	PF	A	TO	B	S	PTS
N10 Alabama State	21	6-11	.545	2-4	.500	4-5	.800	3-8-11	1	0	1	0	1	18
N18 Florida A&M	* 18	2-2	1.000	1-1	1.000	0-0	.000	2-4-6	1	0	2	2	1	5
N20 Green Bay	* 23	5-7	.714	1-2	.500	2-3	.667	1-4-5	3	1	1	0	0	13
N22 Stephen F. Austin	* 24	3-3	1.000	1-1	1.000	3-3	1.000	1-6-7	3	2	3	3	0	10
N26 Jacksonville State	* 23	4-6	.667	0-1	.000	3-6	.500	2-4-6	2	0	1	2	0	11
N30 North Dakota State	* 23	4-7	.571	2-3	.667	2-4	.500	6-3-9	2	0	1	0	0	12
D3 Dayton	* 28	2-4	.500	2-4	.500	0-0	.000	1-7-8	0	1	2	2	1	6
D9 North Georgia	* 13	5-5	1.000	2-2	1.000	1-1	1.000	1-5-6	0	0	1	2	0	13
D12 Cincinnati	* 26	7-12	.583	3-3	1.000	1-2	.500	5-5-10	1	1	1	1	0	18
D16 UT Martin	* 21	9-12	.750	2-4	.500	1-3	.333	8-4-12	1	1	0	1	1	21
D20 Little Rock	* 20	3-8	.375	0-2	.000	4-8	.500	3-2-5	1	1	2	2	1	10
D23 Southern Miss	* 24	3-5	.600	1-1	1.000	3-4	.750	2-4-6	0	0	0	1	0	10
D30 North Florida	* 18	10-12	.833	1-2	.500	2-2	1.000	3-1-4	3	1	1	1	1	23
J2 Arkansas	* 20	1-8	.125	0-4	.000	2-2	1.000	2-3-5	2	0	1	0	0	4
J6 Ole Miss	* 22	3-6	.500	2-4	.500	1-2	.500	0-5-5	0	3	1	2	0	9
J10 Florida	* 16	3-4	.750	0-0	.000	1-1	1.000	0-4-4	5	0	2	0	0	7
J13 Auburn	* 29	4-9	.444	1-3	.333	2-2	1.000	1-5-6	3	0	2	2	0	11
J16 Vanderbilt	* 26	7-10	.700	2-3	.667	2-2	1.000	4-10-14	1	2	0	2	0	18
J20 Alabama	* 28	3-5	.600	1-1	1.000	4-5	.800	2-8-10	3	0	1	0	0	11
J23 Kentucky														
J27 Missouri														
J31 South Carolina														
F3 Georgia														
F6 Alabama														
F10 Missouri														
F14 Vanderbilt														
F17 Ole Miss														
F20 Texas A&M														
F24 South Carolina														
F27 Tennessee														
M3 LSU														

Holman's Notes . . .

- Now has seven double-doubles for his career, five this year following his 11-point, 10-rebound effort at Alabama.
- Scored in double-digits 14 of MSU's 19 games.
- Season-high 3 blocks vs. Stephen F. Austin.
- Holds the 8th all-time spot at MSU with 101 blocked shots.
- Earned his fourth double-double of the year on Jan. 16 against Vanderbilt.
- Had a career-high 14 rebounds against Vanderbilt on Jan. 16.
- Earned a career-high 23 points against North Florida on Dec. 30.
- 5th in SEC with his 7.3 rebounds.

CAREER STATS FOR ARIC HOLMAN

Year	GP-GS	Min/Avg	FG-FGA	Pct	3FM-3GA	Pct	FT-FTA	Pct	Rebs	PF-D	Ast	TO	Blk	Stl	Pts/Avg
2015-16	21-3	194/9.2	18-44	.409	2-13	.154	1-6	.167	39-1.9	37-2	8	16	14	2	39/1.9
2016-17	32-26	747/23.3	104-210	.495	12-49	.245	49-75	.653	193-6.0	79-4	20	54	64	21	269/8.4
2017-18	19-18	423/22.3	84-136	.618	24-45	.533	38-55	.691	139-7.3	32-1	13	23	23	6	230/12.1
Totals	72-47	1364/18.9	206-390	.528	38-107	.355	88-136	.647	371-5.2	148-7	41	93	101	29	538/7.5

45 E.J. DATCHER



Sophomore | Center

6-10 | 240

Hapersville, AL

Vincent HS

Season Highs

Points: 11, Alabama State (11-10-17)
FGM: 3, twice, North Florida (12-30-17)
FGA: 4, 3x, last vs. North Florida (12-30-17)
3FGM:
3FGA:
FTM: 9, Alabama State (11-10-17)
FTA: 9, Alabama State (11-10-17)
Rebounds: 6, Green Bay (11-20-20)
Assists: 2, Florida A&M (11-18-20)
Blocks: 3, Green Bay (11-20-17)
Steals: 1, 3x, at Alabama (1-20-18)
Minutes: 20, at Alabama (1-20-18)

Career Highs

Points: 11, Alabama State (11-10-17)
FGM: 3, twice, North Georgia (12-9-17)
FGA: 4, 4x, last vs. North Florida (12-30-17)
3FGM:
3FGA:
FTM: 9, Alabama State (11-10-17)
FTA: 9, Alabama State (11-10-17)
Rebounds: 7, Norfolk State, (11-11-16)
Assists: 2, Florida A&M (11-18-20)
Blocks: 3, 3x, last vs Green Bay (11-20-17)
Steals: 2, Kentucky (1-17-17)
Minutes: 20, at Alabama (1-20-18)

2017-18 Game-By-Game

Opponent	MIN	FG	Pct.	3FG	Pct.	FT	Pct.	O-D-R	PF	A	TO	B	S	PTS
N10 Alabama State *	15	1-4	.250	0-0	.000	9-9	1.000	1-3-4	5	0	1	0	0	11
N18 Florida A&M	13	2-3	.667	0-0	.000	3-3	1.000	0-3-3	1	2	0	0	0	7
N20 Green Bay	19	2-2	1.000	0-0	.000	0-0	.000	0-6-6	1	0	1	3	0	4
N22 Stephen F. Austin	22	2-4	.500	0-0	.000	2-4	.500	2-1-3	4	0	0	0	0	6
N26 Jacksonville State	3	1-1	1.000	0-0	.000	0-0	.000	0-0-0	0	0	0	0	0	2
N30 North Dakota State	-DNP-													
D3 Dayton	-DNP-													
D9 North Georgia	11	3-3	1.000	0-0	.000	2-2	1.000	2-1-3	0	0	0	0	0	8
D12 Cincinnati	4	0-0	.000	0-0	.000	0-0	.000	0-0-0	0	0	0	0	0	0
D16 UT Martin	5	0-0	.000	0-0	.000	0-0	.000	0-1-1	0	1	0	0	0	0
D20 Little Rock	2	0-0	.000	0-0	.000	0-0	.000	0-1-1	2	0	1	0	0	0
D23 Southern Miss	9	2-2	1.000	0-0	.000	0-0	.000	0-3-3	2	0	1	0	0	4
D30 North Florida	10	3-4	.750	0-0	.000	0-0	.000	0-3-3	4	0	2	1	0	6
J2 Arkansas	6	0-1	.000	0-0	.000	0-0	.000	1-0-1	0	0	0	1	0	0
J6 Ole Miss	13	2-2	1.000	0-0	.000	0-0	.000	1-1-2	2	0	0	0	1	4
J10 Florida	9	1-2	.500	0-0	.000	0-0	.000	1-1-2	2	0	0	0	1	2
J13 Auburn	8	1-1	1.000	0-0	.000	0-0	.000	1-0-1	1	1	0	1	0	2
J16 Vanderbilt	8	0-0	.000	0-0	.000	0-0	.000	1-0-1	0	0	0	1	0	0
J20 Alabama	20	0-2	.000	0-0	.000	1-2	.500	1-4-5	2	0	1	0	1	1
J23 Kentucky														
J27 Missouri														
J31 South Carolina														
F3 Georgia														
F6 Alabama														
F10 Missouri														
F14 Vanderbilt														
F17 Ole Miss														
F20 Texas A&M														
F24 South Carolina														
F27 Tennessee														
M3 LSU														

Datcher's Notes . . .

- Earned his first-career start against Alabama State and responded with a career-high 11 points.

- Career-high 3 blocks against Green Bay.

- String of 14-straight made FTs ended against Stephen F. Austin.

- Missed North Dakota State and Dayton games due to a foot injury suffered against Jacksonville State.

- Returned against North Georgia and totaled 8 points.

- Had first steal of the season at Ole Miss.

- Had a career-high 20 minutes played against Alabama.

CAREER STATS FOR E.J. DATCHER

Year	GP-GS	Min/Avg	FG-FGA	Pct	3FM-3GA	Pct	FT-FTA	Pct	Rebs	PF-D	Ast	TO	Blk	Stl	Pts/Avg
2016-17	31-0	228/7.4	13-32	.406	0-0	.000	5-9	.556	47-1.5	59-1	1	9	18	6	31/1.0
2017-18	17-1	177/10.4	20-31	.645	0-0	.000	17-20	.850	39-2.3	26-1	4	7	7	3	57/3.4
Totals	48-1	405/8.4	33-63	.524	0-0	.000	22-29	.759	86-1.8	85-2	5	16	25	9	88/1.8

Exhibition — Oct. 22, 2017

Nebraska	78
Mississippi State	63

Humphrey Coliseum • Starkville, MS

Player	FG	3FG	FT	RB	PF	PT	A	Min
Copeland	f 2-10	0-6	0-0	7	3	4	0	26
Tshimanga	c 5-8	0-0	1-1	6	3	11	1	16
Watson	g 4-10	2-6	1-2	2	2	11	5	32
Taylor	g 3-5	1-2	2-3	3	3	9	3	28
Palmer	g 5-6	2-3	5-6	1	1	17	0	23
Okeke	2-2	0-0	0-0	3	4	4	0	11
McVeigh	2-6	2-5	2-2	3	1	8	2	20
Allen	0-1	0-0	0-0	0	0	0	0	5
Gill	2-5	1-2	1-1	0	1	6	3	14
Borchardt	2-3	0-0	0-0	2	1	4	0	9
TOTALS	28-62	8-27	12-15	37	22	76	16	200

Player	FG	3FG	FT	RB	PF	PT	A	Min
Holman	f 2-5	0-1	1-1	1	0	5	0	17
Herard	c 2-3	0-0	0-2	5	1	4	0	16
Peters	g 2-10	0-3	4-8	3	3	8	4	22
Stapleton	g 2-8	0-2	3-4	5	1	7	2	24
Q. W'spoon	g 4-13	0-3	1-2	5	2	9	1	25
N. W'spoon	0-2	0-0	2-3	4	4	2	2	19
Wright	4-5	0-1	2-2	4	1	10	2	25
Feazell	5-5	0-0	0-0	2	1	10	0	15
Carter	1-5	1-3	2-2	0	1	5	3	18
Datcher	6-8	0-0	0-0	6	4	12	0	19
TOTALS	28-64	1-13	15-24	38	18	72	14	200

Halftime: UN 48, MSU 32. FG%: 43.8%, UN 45.2%. 3FG%: MSU 7.7%, UN 29.6%. FT%: MSU 62.5%, UN 80.0%. Turnovers: MSU 11 (Feazell 3), UN 16 (Roby 5). Blocked Shots: MSU 8 (Herard 3), UM 5 (Five with 1). Steals: MSU 7 (Q. Weatherspoon 3), UN 3 (Three with 1). Officials: Patrick Evans, Hunter Allen, Erroll Lewis. Attendance: 2,900.

Exhibition — Nov. 2, 2017

Mississippi State	87
West Florida	62

Humphrey Coliseum • Starkville, MS

Player	FG	3FG	FT	RB	PF	PT	A	Min
Tidwell	f 2-7	0-1	3-6	6	3	7	1	25
Tucker	f 1-4	0-0	0-0	6	5	2	0	11
Cox	g 3-7	0-3	0-0	3	3	6	0	29
Deng	g 5-15	0-1	1-3	4	1	11	1	30
Thorpe	g 9-13	2-2	1-4	2	1	21	1	39
Jackson	1-7	1-5	2-4	3	2	5	0	21
Carter Jr.	0-0	0-0	1-2	0	1	1	0	5
Henderson	1-3	0-0	0-0	3	0	2	0	9
Flanagan	1-1	0-0	0-1	1	0	2	0	4
Ventonniemi	2-9	0-0	1-3	2	3	5	0	27
TOTALS	28-62	8-27	12-15	37	22	76	16	200

Player	FG	3FG	FT	RB	PF	PT	A	Min
Herard	c 0-0	0-0	2-2	4	5	2	0	12
Peters	g 4-10	3-7	0-0	2	2	11	6	24
Stapleton	g 4-5	1-2	1-1	2	3	10	0	20
Q. W'spoon	g 5-10	0-1	5-8	8	0	15	1	26
Carter	g 3-11	1-9	1-2	4	0	8	2	28
Wright	2-6	0-2	2-2	7	1	6	2	24
N. W'spoon	6-8	1-2	1-1	2	0	14	3	18
Storm	0-1	0-0	0-0	1	0	0	0	3
Clayton	0-1	0-1	0-0	1	0	0	0	2
Davis	0-0	0-0	0-0	1	0	0	0	2
T.J. Gray	0-0	0-0	0-0	0	0	0	0	2
Feazell	0-1	0-0	0-0	1	5	0	0	8
Holman	8-9	0-0	0-0	6	3	16	1	17
Datcher	2-4	0-0	1-1	7	5	5	0	16
TOTALS	34-66	6-24	13-17	47	24	87	15	200

Halftime: MSU 44, WUF 31. FG%: 51.5%, UWF 37.9%. 3FG%: MSU 25.0%, UWF 25.0%. FT%: MSU 76.5%, UWF 39.1%. Turnovers: MSU 19 (Datcher 4), UWF 16 (Tidwell, Thorpe 3). Blocked Shots: MSU 7 (Holman 3), UWF 0. Steals: MSU 8 (Q. Weatherspoon 4), UWF 5 (Jackson 2). Officials: Sean Casey, Nate Green, Ken Washington. Attendance: 1,711.

Game 1 — Nov. 10, 2017

Mississippi State	80
Alabama State	75

Humphrey Coliseum • Starkville, MS

Player	FG	3FG	FT	RB	PF	PT	A	Min
Jones	f 7-11	0-0	2-2	6	2	16	0	33
Johnson	c 2-4	0-0	3-6	6	3	7	0	20
Davis	g 1-7	1-5	0-0	2	0	3	2	24
Ewuosho	g 3-6	1-2	1-2	5	3	8	2	23
Rogers	g 0-3	0-2	0-0	1	4	0	0	7
Johnson	0-3	0-1	0-0	1	0	0	0	3
Ross	6-11	5-8	0-1	2	2	17	1	24
Gee	1-5	0-2	1-2	1	4	3	0	16
Deneus	3-5	0-0	3-5	7	1	9	1	14
Pichardo	0-1	0-0	0-0	1	1	0	0	5
Wright	0-0	0-1	1-3	4	3	1	0	5
LeFlore	2-8	0-5	0-1	3	2	4	2	20
Rogers	0-2	0-0	0-0	0	1	0	0	6
TOTALS	25-67	7-26	11-22	41	26	68	8	200

Player	FG	3FG	FT	RB	PF	PT	A	Min
Stapleton	f 0-0	0-0	0-0	1	0	0	0	5
Datcher	c 1-4	0-0	9-9	4	5	11	0	15
N. W'spoon	g 3-8	1-1	4-4	3	0	11	3	25
Peters	g 2-8	0-5	3-4	4	1	7	7	29
Q. W'spoon	g 8-9	0-1	1-3	8	3	17	1	22
Wright	5-8	1-3	1-2	6	3	12	2	28
Storm	0-2	0-0	0-0	3	1	0	0	4
Clayton	0-0	0-0	0-0	0	0	0	0	2
Davis	0-1	0-1	1-2	0	0	1	1	2
Singleton	1-2	1-2	0-0	1	0	3	0	5
Gray	0-0	0-0	0-0	1	0	0	0	2
Carter	3-6	2-3	3-4	1	0	11	2	27
Herard	2-5	0-0	1-2	2	4	5	0	13
Holman	6-11	2-4	4-5	11	1	18	0	21
TOTALS	31-64	7-20	27-35	47	19	96	16	200

Halftime: MSU 58, ASU 31. FG%: 56.3%, ASU 32.3%. 3FG%: MSU 50.0%, ASU 33.3%. FT%: MSU 76.2%, ASU 50.0%. Turnovers: MSU 14 (Peters 4), ASU 17 (Ewuosho 4). Blocked Shots: MSU 4 (Peters 2), ASU 1 (B. Johnson). Steals: MSU 7 (Q. W'spoon, Stapleton 2), ASU 6 (Ewuosho 2). Officials: Terry Moore, Don Daily, Ken Washington. Attendance: 6,811.

Game 2 — Nov. 18, 2017

Mississippi State	79
Florida A&M	48

Humphrey Coliseum • Starkville, MS

Player	FG	3FG	FT	RB	PF	PT	A	Min
Williams	f 5-20	0-2	4-6	8	3	14	0	35
Martin	c 3-6	0-0	1-2	5	1	7	0	33
Mayer	g 0-1	0-1	0-0	2	1	0	2	21
Myles	g 0-2	0-0	0-0	2	1	0	0	4
Barham	g 5-15	3-9	2-2	5	1	15	0	34
Severado	0-2	0-0	0-0	5	1	0	1	19
Reaves	2-5	1-3	0-0	1	2	5	2	16
Bowman	0-1	0-1	0-0	1	0	0	1	5
Core	2-4	1-1	0-0	3	0	5	0	12
Harrell	1-5	0-0	0-2	4	0	2	0	13
Ravenel	0-3	0-2	0-0	2	1	0	0	8
TOTALS	18-64	5-19	7-12	42	11	48	6	200

Player	FG	3FG	FT	RB	PF	PT	A	Min
Ado	f 6-7	0-0	0-0	8	1	12	0	23
Holman	f 2-2	1-1	0-0	6	1	5	0	18
N. W'spoon	g 5-10	1-3	1-3	5	1	12	5	32
Peters	g 5-12	1-7	1-1	1	3	12	5	23
Q. W'spoon	g 5-9	1-4	1-2	6	1	12	4	31
Storm	0-0	0-0	0-0	1	0	0	0	3
Clayton	0-0	0-0	0-0	0	0	0	0	2
Davis	0-2	0-1	0-0	0	1	0	0	3
Singleton	2-3	0-1	0-0	0	0	4	1	5
Gray	1-1	1-1	0-0	0	1	3	0	3
Feazell	1-2	0-1	0-0	5	1	2	0	7
Carter	4-10	2-5	0-0	0	0	10	2	23
Herard	0-1	0-0	0-0	1	0	0	0	14
Datcher	2-3	0-0	3-3	3	1	7	2	13
TOTALS	33-62	7-24	6-9	38	11	79	19	200

Halftime: MSU 28, FAMU 17. FG%: 53.2%, FAMU 28.1%. 3FG%: MSU 29.2%, FAMU 26.3%. FT%: MSU 66.7%, FAMU 58.3%. Turnovers: MSU 17 (Q. W'spoon 4), FAMU 24 (Williams 7). Blocked Shots: MSU 13 (Ado 3), FAMU 2 (Martin 2). Steals: MSU 9 (Peters 4), FAMU 4 (Four players with 1). Officials: Anthony Jordan, Jason Baker, Erroll Lewis. Attendance: 6,132.

Game 3 — Nov. 20, 2017

Mississippi State	77
Green Bay	68

Humphrey Coliseum • Starkville, MS

Player	FG	3FG	FT	RB	PF	PT	A	Min
Jespersion	f 2-6	1-4	0-0	5	4	5	2	25
Small	g 3-6	1-2	8-10	7	3	15	1	34
Bell	g 2-6	1-2	0-0	2	0	5	0	12
Hankerson	g 4-6	0-1	2-2	4	3	10	1	25
Crist	g 0-4	0-3	0-0	5	3	0	5	20
Parham	4-9	3-5	4-6	2	1	15	1	22
Pipes	0-4	0-1	0-0	2	1	0	2	15
Bains	0-0	0-0	0-2	1	0	0	0	6
Patterson	3-6	0-0	3-4	3	3	9	0	21
Chevallier	3-7	3-6	0-0	3	1	9	0	20
TOTALS	21-54	9-24	17-24					

Game 5 — Nov. 26, 2017

Mississippi State	59
Jacksonville State	56

Humphrey Coliseum • Starkville, MS

Jacksonville State										
Player	FG	3FG	FT	RB	PF	PT	A	Min		
Cunningham f	1-2	0-0	0-0	5	3	2	1	17		
Giga c	6-11	1-3	2-2	10	2	15	3	37		
Gregory g	2-6	1-3	0-0	3	3	5	3	26		
Drumwright g	4-13	1-6	0-0	3	2	9	1	35		
Spears g	2-5	2-2	0-0	2	0	6	0	16		
Dunlap	0-0	0-0	0-0	0	0	0	0	7		
Edwards	0-3	0-1	2-2	4	1	2	1	20		
Burnell	5-13	0-2	0-0	6	1	10	1	24		
Hunter	2-4	1-2	2-2	1	1	7	0	17		
Martin	0-0	0-0	0-0	0	0	0	0	1		
TOTALS	22-57	6-19	6-6	36	13	56	10	200		

Mississippi State										
Player	FG	3FG	FT	RB	PF	PT	A	Min		
Ado f	4-6	0-0	1-4	8	3	9	0	33		
Holman f	4-6	0-1	3-6	6	2	11	0	23		
N. W'spoon g	5-9	1-2	1-3	1	1	12	1	30		
Q. W'spoon g	6-11	1-3	0-0	5	2	13	4	35		
Carter g	1-7	1-7	0-0	6	0	3	2	29		
Wright	0-5	0-2	0-0	6	0	0	0	23		
Stapleton	3-8	1-2	0-0	2	1	7	1	15		
Feazell	0-1	0-1	0-0	0	0	0	1	5		
Herard	1-2	0-0	0-0	1	2	2	0	4		
Datcher	1-1	0-0	0-0	0	0	2	0	3		
TOTALS	25-56	4-18	5-13	37	11	59	9	200		

Halftime: JSU 29, MSU 25. FG%: MSU 44.6%, JSU 38.6%. 3FG%: MSU 22.2%, JSU 31.6%. FT%: MSU 38.5%, JSU 100.0%. Turnovers: MSU 12 (Ado, Q. W'spoon 4), JSU 10 (Cunningham 4). Blocked Shots: MSU 5 (Ado 3), JSU 2 (Cunningham, Burnell 1). Steals: MSU 2 (Ado, Carter 1), JSU 3 (Three players with 1). Officials: Orlandis Poole, Kipp Kissinger, John Gaffney. Attendance: 6,034.

Game 6 — Nov. 30, 2017

Mississippi State	83
North Dakota State	59

Humphrey Coliseum • Starkville, MS

North Dakota State										
Player	FG	3FG	FT	RB	PF	PT	A	Min		
Eliason f	1-2	0-0	0-2	6	1	2	1	20		
Miller g	9-18	1-8	0-0	5	2	19	4	35		
Samuelson g	1-4	1-4	0-0	0	1	3	1	22		
Jacobson g	4-6	4-5	3-4	4	2	15	0	24		
Ward g	2-10	0-4	0-0	3	1	4	1	21		
Van Dulm	0-0	0-0	0-1	0	0	0	1	2		
Quayle	1-3	1-3	0-0	4	0	3	0	17		
Hunter	3-8	3-7	0-0	2	3	9	3	27		
Geu	1-3	0-1	2-2	3	1	4	1	14		
Kreuser	0-3	0-3	0-0	0	3	0	1	18		
TOTALS	22-57	10-35	5-8	28	14	59	13	200		

Mississippi State										
Player	FG	3FG	FT	RB	PF	PT	A	Min		
Ado f	2-2	0-0	1-1	4	5	5	0	14		
Holman f	4-7	2-3	2-4	9	2	12	0	23		
N. W'spoon g	5-9	1-3	1-1	4	0	12	2	31		
Q. W'spoon g	4-9	1-3	0-2	4	1	9	10	26		
Carter g	12-17	6-10	5-5	6	1	35	1	32		
Wright	0-5	0-3	0-0	2	1	0	2	25		
Stapleton	2-6	0-1	0-0	3	2	4	0	20		
Storm	0-0	0-0	0-0	0	0	0	0	2		
Davis	1-1	0-0	0-0	0	0	2	0	1		
Singleton	1-1	0-0	0-0	0	0	2	0	2		
Feazell	0-1	0-0	0-2	3	1	0	0	12		
Herard	0-2	0-0	2-2	3	0	2	0	12		
TOTALS	31-60	10-23	11-17	41	13	83	15	200		

Halftime: JMSU 29, NDSU 24. FG%: MSU 51.7%, NDSU 38.6%. 3FG%: MSU 43.5%, NDSU 28.6%. FT%: MSU 64.7%, NDSU 62.5%. Turnovers: MSU 12 (Ado 4), NDSU 14 (Kreuser 4). Blocked Shots: MSU 1 (Stapleton), NDSU 0. Steals: MSU 8 (Stapleton 3), NDSU 3 (Three players with 1). Officials: Doug Shows, Tony Henderson, Bart Lenox. Attendance: 5,831.

Game 7 — Dec. 3, 2017

Mississippi State	61
Dayton	59

Humphrey Coliseum • Starkville, MS

Dayton										
Player	FG	3FG	FT	RB	PF	PT	A	Min		
Cunningham f	7-8	0-1	2-4	8	3	16	2	30		
Antetokounmpo f	1-2	0-0	0-2	0	4	2	0	11		
Davis g	5-12	2-7	5-8	10	0	17	3	38		
Landers g	0-1	0-1	0-0	3	2	0	2	20		
Crutcher g	6-11	4-8	2-2	3	0	18	0	33		
Davis	0-4	0-3	0-0	2	1	0	1	26		
Svoboda	2-6	2-5	0-0	2	3	6	0	32		
Pierce	0-0	0-0	0-0	0	0	0	0	3		
Crosby	0-2	0-0	0-0	0	0	0	0	7		
TOTALS	21-46	8-25	9-16	30	13	59	8	200		

Mississippi State										
Player	FG	3FG	FT	RB	PF	PT	A	Min		
Ado f	2-2	0-0	1-1	3	3	5	0	21		
Holman f	2-4	2-4	0-0	8	0	6	1	28		
N. W'spoon g	3-7	0-3	0-2	1	4	6	1	31		
Q. W'spoon g	5-11	0-3	1-2	10	4	11	6	35		
Carter g	7-12	6-10	0-0	1	2	20	2	32		
Peters	1-5	1-5	0-0	0	2	3	2	21		
Stapleton	3-8	0-3	2-2	1	3	8	0	18		
Feazell	1-1	0-0	0-0	2	0	2	0	11		
Herard	0-0	0-0	0-0	1	0	0	0	3		
TOTALS	24-50	9-28	4-7	27	18	61	12	200		

Halftime: MSU 35, UD 20. FG%: MSU 48.0%, UD 45.7%. 3FG%: MSU 32.1%, UD 32.0%. FT%: MSU 57.1%, UD 56.3%. Turnovers: MSU 24 (Q. W'spoon, Carter 5), UD 26 (Three players with 5). Blocked Shots: MSU 5 (Holman, Q. W'spoon 2), UD (Antetokounmpo, Landers 1). Steals: MSU 13 (Three players with 3), UD 14 (Davis 4). Officials: Anthony Jordan, Chuck Jones, Garrick Shannon. Attendance: 7,539.

Game 8 — Dec. 9, 2017

Mississippi State	95
North Georgia	62

Humphrey Coliseum • Starkville, MS

North Georgia										
Player	FG	3FG	FT	RB	PF	PT	A	Min		
Fuzak f	3-9	2-6	0-0	2	1	8	1	19		
Olantunji f	5-9	0-0	0-0	10	2	10	1	30		
Tshimanga g	3-6	0-1	0-0	4	0	6	3	31		
Cantrell g	2-11	1-2	0-2	4	1	5	1	27		
Smith g	3-9	2-4	0-0	2	0	8	0	24		
Cotter	2-3	1-2	0-2	3	0	5	2	9		
Poitier	1-4	1-4	0-0	0	0	3	0	10		
Dominy	3-6	0-1	0-1	1	2	6	2	13		
Dean	3-8	0-2	0-0	4	1	6	1	19		
Howard	1-1	1-1	0-0	0	0	3	0	4		
Watson	1-5	0-4	0-0	5	1	2	0	14		
TOTALS	27-71	8-27	0-5	39	8	62	11	200		

Mississippi State										
Player	FG	3FG	FT	RB	PF	PT	A	Min		
Ado f	1-5	0-0	2-2	3	1	4	0	17		
Holman f	5-5	2-2	1-1	6	0	13	0	13		
N. W'spoon g	4-8	0-2	1-1	3	0	9	4	24		
Q. W'spoon g	8-11	4-4	2-2	1	2	22	2	26		
Carter g	1-7	0-3	0-0	3	1	2	2	27		
Peters	4-12	3-7	0-0	7	1	11	6	22		
Stapleton	3-6	0-3	0-0	1	2	6	0	17		
Storm	0-0	0-0	0-0	0	0	0	0	4		
Clayton	0-0	0-0	0-0	0	0	0	0	4		
Davis	0-3	0-2	0-0	2	0	0	0	4		
Singleton	3-5	3-4	0-0	3	0	9	0	5		
Gray	0-2	0-2	0-0	0	1	0	0	4		
Feazell	5-5	1-1	0-0	4	2	11	0	11		
Herard	0-2	0-0	0-0	5	1	0	0	11		
Datcher	3-3	0-0	2-2	3	0	8	0	11		
TOTALS	37-74	13-30	8-8	44	10	95	14	200		

Halftime: MSU 53, NG 26. FG%: MSU 50.0%, NG 38.0%. 3FG%: MSU 43.3%, NG 29.6%. FT%: MSU 100.0%, NG 0.0%. Turnovers: MSU 10 (Ado 3), NG 16 (Tshimanga 5). Blocked Shots: MSU 9 (Ado 4), NG 3 (Olantunji 2). Steals: MSU 8 (N. W'spoon, Q. W'spoon 2), NG 5 (Tshimanga 2). Officials: Joe Lindsay, Chuck Jones, Jason Baker. Attendance: 6,613.

Game 9 — Dec. 12, 2017

Cincinnati	65
Mississippi State	50

BB&T Arena • Highland Heights, KY

Mississippi State										
Player	FG	3FG	FT	RB	PF	PT	A	Min		
Ado f	0-1	0-0	0-0	4	1	0	0	27		
Holman f	7-12	3-3	1-2	10	1	18	1	26		
N. W'spoon g	6-11	0-1	0-0	1	2	12	2	26		
Q. W'spoon g	3-12	1-3	5-6	7	3	12	3	34		
Carter g										

Game 11 — Dec. 20, 2017

Mississippi State 64
Little Rock 48

Humphrey Coliseum • Starkville, MS

Little Rock										
Player	FG	3FG	FT	RB	PF	PT	A	Min		
O. Black	f	3-5	0-0	0-0	5	2	6	2	30	
Hadzic	c	4-7	1-4	0-0	2	4	9	0	20	
Jones	c	1-8	0-1	0-0	4	1	2	2	25	
Lottie	g	1-4	0-1	2-2	5	1	4	1	29	
A.Black	g	3-10	1-7	0-1	3	4	7	1	30	
Pippins		3-8	1-3	0-1	1	4	7	0	21	
Corcoran		1-1	1-1	0-0	0	0	3	0	7	
Carson		0-0	0-0	0-0	0	0	0	0	1	
Gilmore		0-1	0-0	0-0	0	0	0	0	2	
Mompremier		0-3	0-1	0-0	0	2	0	0	14	
Marcus		3-3	0-0	0-2	4	3	6	1	13	
Brady		1-3	0-2	2-2	2	0	4	0	5	
Bankston		0-1	0-0	0-2	3	0	0	0	3	
TOTALS		20-54	4-20	4-10	35	21	48	7	200	

Mississippi State										
Player	FG	3FG	FT	RB	PF	PT	A	Min		
Ado	f	2-3	0-0	2-4	13	2	6	1	28	
Holman	f	3-8	0-2	4-8	5	1	10	1	20	
N. W'spoon	g	3-9	2-5	0-0	4	2	8	1	23	
Q. W'spoon	g	7-11	1-3	6-6	8	1	21	3	26	
Carter	g	3-7	1-4	0-0	0	0	7	1	24	
Peters		0-4	0-4	0-2	3	2	0	4	24	
Wright		2-5	1-3	2-5	4	0	7	0	19	
Stapleton		1-5	1-3	1-1	2	2	3	0	21	
Storm		0-1	0-1	0-0	0	0	0	0	1	
Singleton		0-0	0-0	0-1	0	0	0	0	1	
Feazell		1-3	0-0	0-0	1	1	2	0	10	
Herard		0-0	0-0	0-0	0	2	0	0	1	
Datcher		0-0	0-0	0-0	1	2	0	0	2	
TOTALS		22-56	5-25	15-27	40	15	64	11	200	

Halftime: MSU 26, UALR 23. FG%: MSU 39.3%, UALR 37.0%. 3FG%: MSU 20.0%, UALR 20.0%. FT%: MSU 55.6%, UALR 40.0%. Turnovers: MSU 12 (Holman, Q. W'spoon 2). UALR 21 (Lottie 6). Blocked Shots: MSU 7 (Ado 3), UALR 0. Steals: MSU 11 (Four players with 2), UALR 5 (Marcus 2). Officials: Karl Hess, Mike Nance, Lamar Simpson. Attendance: 7,156.

Game 12 — Dec. 23, 2017

Mississippi State 70
Southern Miss 64

Humphrey Coliseum • Starkville, MS

Mississippi State										
Player	FG	3FG	FT	RB	PF	PT	A	Min		
Ado	f	3-4	0-0	2-5	5	4	8	3	27	
Holman	c	3-5	1-1	3-4	6	0	10	0	24	
N. W'spoon	g	2-4	1-2	5-7	3	2	10	0	29	
Q. W'spoon	g	2-5	0-3	3-6	4	3	7	4	31	
Carter	g	2-5	1-3	2-2	3	0	7	2	22	
Peters		4-10	0-4	2-5	3	0	10	3	19	
Wright		1-2	0-0	0-0	2	1	2	2	16	
Stapleton		4-7	4-7	0-0	3	2	12	1	23	
Datcher		2-2	0-0	0-0	3	2	4	0	9	
TOTALS		23-44	7-20	17-29	35	14	70	15	200	

Southern Miss										
Player	FG	3FG	FT	RB	PF	PT	A	Min		
Davis	f	2-3	1-1	2-2	4	2	7	1	20	
MaGee	g	2-8	2-6	2-2	4	4	8	4	20	
Edwards	g	9-17	3-6	1-2	7	2	22	0	38	
Griffin	g	4-12	0-4	1-2	5	5	9	5	39	
Holland	g	3-8	3-7	2-3	0	4	11	1	38	
Richardson		0-4	0-1	0-0	1	1	0	4	23	
Rowe		3-4	0-0	1-3	6	3	7	0	18	
Hampton		0-1	0-1	0-0	2	20	9	0	4	
TOTALS		23-57	9-26	9-14	30	21	64	15	200	

Halftime: MSU 36, UUSM 27. FG%: MSU 52.3%, USM 40.4%. 3FG%: MSU 35.0%, USM 34.6%. FT%: MSU 58.6%, USM 64.3%. Turnovers: MSU 15 (Ado 5). USM 9 (Three players with 3). Blocked Shots: MSU 4 (Four players with 4), USM 1 (Rowe). Steals: MSU 3 (Three players with 1), USM 6 (Edwards 4). Officials: Tim Gattis, Orlandis Poole, Marques Pettigrew. Attendance: 4,028.

Game 13 — Dec. 30, 2017

Mississippi State 109
North Florida 81

Humphrey Coliseum • Starkville, MS

North Florida										
Player	FG	3FG	FT	RB	PF	PT	A	Min		
Horchler	f	2-8	0-3	0-0	3	3	4	1	26	
Aminu	f	4-10	0-2	5-6	3	1	13	1	29	
Escobar	g	5-10	4-7	0-0	1	2	14	0	23	
Burkhardt	g	3-4	3-4	0-1	3	0	9	1	20	
G.-Rosa	g	3-9	3-7	3-4	1	0	12	7	30	
Lambright		0-3	0-2	0-0	0	0	0	0	4	
Coffey II		1-3	1-1	0-0	0	2	3	0	17	
Day		6-12	0-2	5-6	4	3	17	0	23	
Haid		0-0	0-0	0-0	1	0	0	0	3	
Driscoll		0-0	0-0	0-0	0	0	0	0	2	
TOTALS		27-63	12-29	15-19	21	13	81	12	200	

Mississippi State										
Player	FG	3FG	FT	RB	PF	PT	A	Min		
Ado	f	2-3	0-0	1-6	9	3	5	0	27	
Holman	f	10-12	1-2	2-2	4	3	23	1	18	
N. W'spoon	g	3-5	0-1	5-6	6	0	11	4	27	
Q. W'spoon	g	7-10	2-3	2-2	6	3	18	6	27	
Carter	g	4-6	1-2	2-2	3	0	11	1	24	
Peters		1-4	0-2	0-0	2	3	2	4	15	
Wright		3-7	0-0	0-0	2	3	2	4	15	
Stapleton		6-10	3-5	1-1	2	2	16	3	18	
Storm		0-0	0-0	0-0	1	0	0	0	2	
Davis		0-2	0-0	0-0	0	0	0	1	2	
Singleton		1-1	0-0	0-0	0	0	0	0	2	
Feazell		4-7	0-1	1-1	3	2	9	0	7	
Datcher		3-4	0-0	0-0	3	4	6	0	10	
TOTALS		44-71	7-18	14-20	46	21	109	24	200	

Halftime: MSU 47, UNF 43. FG%: MSU 62.0%, UNF 42.9%. 3FG%: MSU 38.9%, UNF 41.4%. FT%: MSU 70.0%, UNF 78.9%. Turnovers: MSU 14 (3 players with 3), UNF 14 (Gandia-Rosa 5). Blocked Shots: MSU 5 (Ado 2), UNF 3 (3 players with 1). Steals: MSU 7 (Stapleton 2), UNF 4 (Day 2). Officials: Bart Lenox, Mike Nance, Tim Pettis. Attendance: 7,764.

Game 14 — Jan. 2, 2018

Mississippi State 78
No. 22 Arkansas 75

Humphrey Coliseum • Starkville, MS

Arkansas										
Player	FG	3FG	FT	RB	PF	PT	A	Min		
Gafford	f	8-11	0-0	1-3	5	3	17	2	32	
Thomas	f	0-2	0-0	0-0	5	2	0	4	18	
Barford	g	4-15	0-6	3-4	7	4	11	5	38	
Macon	g	9-12	9-7	1-3	5	2	24	2	37	
Beard	g	4-7	1-2	0-0	1	2	9	3	29	
Thompson		0-1	0-0	0-0	4	3	0	1	8	
Bailey		5-7	0-0	0-2	6	5	10	0	18	
Cook		1-3	0-0	0-0	0	2	2	0	4	
Hall		1-2	0-0	0-0	3	1	2	0	6	
Jones		0-2	0-0	0-0	1	2	0	0	10	
TOTALS		32-62	6-15	5-12	39	26	75	17	200	

Mississippi State										
Player	FG	3FG	FT	RB	PF	PT	A	Min		
Ado	f	3-3	0-0	2-9	9	2	8	0	34	
Holman	f	1-8	0-4	2-2	5	2	4	0	20	
N. W'spoon	g	7-10	1-3	7-10	4	1	22	2	33	
Q. W'spoon	g	7-13	2-4	6-8	7	4	22	2	33	
Carter	g	2-7	1-5	2-3	4	0	7	1	21	
Peters		4-9	0-3	1-2	2	1	9	3	23	
Wright		0-4	0-0	0-0	0	0	0	0	10	
Stapleton		1-4	0-2	4-6	4	1	6	1	20	
Datcher		0-1	0-0	0-0	1	0	0	0	6	
TOTALS		25-59	4-21	24-40	39	11	78	9	200	

Halftime: MSU 32, AR 28. FG%: MSU 42.4%, AR 51.6%. 3FG%: MSU 19.0%, AR 40.0%. FT%: MSU 60.0%, AR 41.7%. Turnovers: MSU 7 (Q. W'spoon 2), AR 13 (4 players with 2). Blocked Shots: MSU 8 (Ado 4), AR 3 (Thompson 2). Steals: MSU 8 (Q. W'spoon 3), AR 3 (Beard 2). Officials: Joe Lindsay, Orlandis Poole, Ron Groover. Attendance: 6,324.

Game 15 — Jan. 6, 2018

Ole Miss 64
Mississippi State 58

The Pavilion • Oxford, MS

Mississippi State										
Player	FG	3FG	FT	RB	PF	PT	A	Min		
Ado	f	2-5	0-0	1-2	4	4	5	0	17	
Holman	f	3-6	2-4	1-2	5	0	9	3	22	
N. W'spoon	g	3-10	0-3	3-6	2	3	9	0	32	
Q. W'spoon	g	3-12	0-2	1-2	3	2	7	3	30	
Carter	g	2-5	0-3	1-2	1	1	5	2	15	
Peters		3-10	1-4	0-1	4	4	7	3	24	
Wright		2-4	1-2	0-0	8	2	5	1	21	
Stapleton		2-9	1-5	2-2	9	3	7	1	26	
Feazell		0-0	0-0	0-0	0	0	0	0	1	
Datcher		2-2	0-0	0-0	2	2	4	0	13	

Ole Miss										
Player	FG	3FG	FT	RB	PF	PT	A	Min		
Hymon	f	0-3	0-0	0-0	5	4	0	0	17	
Stevens	f	2-5	1-2	2-2	5	1	7	2	26	
Shuler	g	4-8	1-5	1-2	1	1	10	1	24	
Davis	g	1-13	0-8	0-2	5	0	2	0	21	
Tyree	g	6-12	2-4	2-4	2	3	16	2	25	
Burnett		6-10	3-4	6-8	5	2	21	3	32	
Crawford		1-4	0-2	4-4	0	0	6	2	28	
Olejniczak		1-3	0-0	0-0	5	3	2	0	14	
Furmanavicius		0-4	0-3	0-0	2	0	0	0	13	
TOTALS		21-62	7-28	15-22	41	14	64	10	200	

Halftime: MSU 34, OM 28. FG%: MSU 34.9%, OM 33.9%. 3FG%: MSU 21.7%, OM 25

Game 17 — Jan. 13, 2018

Auburn	76
Mississippi State	68

Humphrey Coliseum • Starkville, MS

Auburn Player	FG	3FG	FT	RB	PF	PT	A	Min
Mclemore	f 0-1	0-0	0-0	1	1	0	0	12
Harper	g 2-7	1-3	7-7	4	3	12	4	29
Brown	g 6-13	5-8	6-8	2	2	23	1	33
Heron	g 5-13	0-4	4-6	5	1	14	0	29
Murray	g 3-10	1-3	7-8	9	3	14	0	26
Spencer	0-2	0-0	1-2	5	3	1	2	25
Okeke	1-4	0-0	0-1	5	2	2	0	17
Mitchell	1-4	0-0	0-0	3	3	2	1	18
Dunbar	3-6	2-3	0-0	3	1	8	0	11
TOTALS	21-60	9-21	25-32	39	19	76	8	200

Mississippi State Player	FG	3FG	FT	RB	PF	PT	A	Min
Ado	f 4-5	0-0	2-4	11	3	10	0	31
Holman	f 4-9	1-3	2-2	6	3	11	0	29
N. W'spoon	g 3-10	0-3	4-6	3	4	10	3	28
Q. W'spoon	g 5-13	2-7	2-2	4	4	14	3	33
Carter	g 3-8	1-5	0-0	3	1	7	0	23
Peters	4-7	1-2	1-2	3	5	10	1	21
Wright	0-2	0-0	0-0	1	1	0	2	8
Stapleton	0-4	0-3	4-6	5	2	4	0	19
Datcher	1-1	0-0	0-0	1	1	2	1	8
TOTALS	24-59	5-23	15-22	42	24	68	10	200

Halftime: MSU 35, AU 24. FG%: MSU 40.7%, AU 35.0%. 3FG%: MSU 21.7%, AU 42.9%. FT%: MSU 68.2%, AU 78.1%. Turnovers: MSU 12 (Peter 4), AU 7 (Harper, Heron 2). Blocked Shots: MSU 8 (Ado, Holman 2), AU 3 (Three players with 1). Steals: MSU 3 (Ado 2), AU 7 (Murray 3). Officials: Pat Adams, Joe Lindsay, Wil Howard. Attendance: 8,443.

Game 18 — Jan. 16, 2018

Mississippi State	80
Vanderbilt	62

Humphrey Coliseum • Starkville, MS

Vanderbilt Player	FG	3FG	FT	RB	PF	PT	A	Min
Roberson	f 5-10	0-4	0-1	2	4	10	2	26
Baptiste	c 1-3	0-0	0-0	2	2	2	0	12
Lee	g 2-6	0-3	2-2	5	1	6	4	28
Willis	g 3-8	2-6	0-0	0	0	8	0	26
Lachance	g 2-4	1-3	0-0	7	3	5	4	25
Toye	1-2	1-2	0-0	1	1	3	1	20
Austin	2-2	0-0	0-1	1	1	4	2	16
Evans	1-2	0-0	0-0	2	0	2	0	5
Brown	3-7	0-2	2-2	2	2	8	1	20
Obinna	6-9	0-0	2-4	4	1	14	0	22
TOTALS	26-53	4-20	6-9	29	15	62	14	200

Mississippi State Player	FG	3FG	FT	RB	PF	PT	A	Min
Ado	f 4-7	0-0	1-4	6	4	9	1	14
Holman	f 7-10	2-3	2-2	14	1	18	2	26
N. W'spoon	g 1-7	0-3	0-0	3	1	2	4	21
Q. W'spoon	g 8-12	1-3	2-3	4	2	19	4	28
Carter	g 3-8	2-4	1-1	5	2	9	2	30
Peters	3-8	1-3	3-4	1	0	10	5	22
Wright	2-3	0-0	1-1	1	1	5	2	21
Stapleton	3-9	2-4	0-0	0	0	8	0	24
Feazell	0-0	0-0	0-0	0	0	0	0	6
Datcher	0-0	0-0	0-0	1	0	0	0	8
TOTALS	31-64	8-20	10-15	37	11	80	20	200

Halftime: MSU 37, VU 25. FG%: MSU 48.4%, VU 49.1%. 3FG%: MSU 40.0%, VU 20.0%. FT%: MSU 66.7%, VU 66.7%. Turnovers: MSU 4 (Q. W'spoon 2), VU 10 (Roberson, Lee 2). Blocked Shots: MSU 5 (Holman 2), VU 3 (Brown 2). Steals: MSU 8 (Peters 3), VU 2 (Willis, Austin 1). Officials: Doug Shows, Orlandis Poole, Terry Oglesby. Attendance: 6,633.

Game 19 — Jan. 20, 2018

Alabama	68
Mississippi State	62

Coleman Coliseum • Tuscaloosa, AL

Mississippi State Player	FG	3FG	FT	RB	PF	PT	A	Min
Ado	f 5-8	0-0	1-1	4	4	11	0	20
Holman	f 3-5	1-1	4-5	10	3	11	0	28
N. W'spoon	g 2-9	1-4	2-2	1	2	7	1	25
Q. W'spoon	g 4-9	0-3	4-4	9	2	12	2	31
Carter	g 1-5	1-4	0-0	0	1	3	0	23
Peters	6-15	4-10	1-2	1	3	17	2	28
Wright	0-1	0-0	0-0	2	2	0	0	12
Feazell	0-2	0-1	0-0	1	1	0	0	13
Datcher	0-2	0-0	1-2	5	2	1	0	20
TOTALS	21-56	7-23	13-16	38	20	62	5	200

Alabama Player	FG	3FG	FT	RB	PF	PT	A	Min
Key	f 6-13	2-4	2-3	5	1	16	4	28
Giddens	c 5-7	0-0	3-6	4	4	13	1	22
Jones	g 3-8	0-1	0-0	5	1	6	0	30
Ingram	g 0-2	0-0	7-10	8	4	7	6	29
Petty	g 3-11	2-7	1-2	4	2	9	4	35
Hall	4-8	0-0	0-2	5	1	8	1	19
Reese	1-4	0-2	0-0	2	0	2	0	12
Johnson Jr.	2-3	1-2	0-0	1	1	5	0	16
Smith	1-4	0-0	0-0	3	3	2	0	9
TOTALS	25-60	5-16	13-23	40	17	68	16	200

Halftime: MSU 22, UA 41. FG%: MSU 37.5%, UA 41.7%. 3FG%: MSU 30.4%, UA 31.3%. FT%: MSU 81.3%, UA 56.5%. Turnovers: MSU 16 (Q. W'spoon 5), UA 11 (Ingram 3). Blocked Shots: MSU 1 (Ado 1), UA 6 (Giddens 3). Steals: 7 (Peters 3), UA 7 (Key 3). Officials: Tony Henderon, Owen Shortt, Gerald Williams. Attendance: 15,383.

Game 20 — Jan. 23, 2018

Mississippi State	
Kentucky	

Rupp Arena • Lexington, KY

Game 21 — Jan. 27, 2018

Mississippi State	
Missouri	

Humphrey Coliseum • Starkville, MS

Game 22 — Jan. 31, 2018

Mississippi State	
South Carolina	

Colonial Life Arena • Columbia, SC

2017-18 Mississippi State Stats
Mississippi State Combined Team Statistics (as of Jan 20, 2018)
All games

Overall record: 14-5 Conf: 2-4 Home: 13-1 Away: 0-4 Neutral: 1-0

#	Player	gp-gs	min	avg	Total		3-Point		F-Throw		Rebounds				pf	dq	a	to	blk	stl	pts	avg		
					fg-fga	fg%	3fg-fga	3fg%	ft-fta	ft%	off	def	tot	avg										
11	Q Weatherspoon	19-19	570	30.0	99-196	.505	22-70	.314	55-73	.753	30	80	110	5.8	44	0	77	49	8	28	275	14.5		
35	Aric Holman	19-18	423	22.3	84-136	.618	24-45	.533	38-55	.691	47	92	139	7.3	32	1	13	23	23	6	230	12.1		
00	Nick Weatherspoon	19-19	540	28.4	68-158	.430	16-54	.296	44-64	.688	3	51	54	2.8	31	0	44	21	5	20	196	10.3		
23	Tyson Carter	19-16	472	24.8	64-151	.424	28-92	.304	24-28	.857	6	36	42	2.2	14	0	31	24	1	12	180	9.5		
01	Lamar Peters	16-3	367	22.9	47-143	.329	17-80	.213	17-29	.586	4	31	35	2.2	30	1	52	39	7	22	128	8.0		
24	Abdul Ado	18-18	435	24.2	54-84	.643	0-0	.000	23-53	.434	47	80	127	7.1	47	1	7	42	38	21	131	7.3		
03	Xavian Stapleton	14-1	254	18.1	32-87	.368	12-42	.286	14-18	.778	11	26	37	2.6	26	0	8	13	3	13	90	6.4		
02	Eli Wright	16-0	292	18.3	24-71	.338	4-23	.174	7-13	.538	20	31	51	3.2	20	0	18	12	4	3	59	3.7		
45	E.J. Datcher	17-1	177	10.4	20-31	.645	0-0	.000	17-20	.850	11	28	39	2.3	26	1	4	7	7	3	57	3.4		
13	Nick Singleton	7-0	23	3.3	9-13	.692	4-7	.571	0-1	.000	2	3	5	0.7	0	0	1	2	0	0	22	3.1		
22	KeyShawn Feazell	14-0	109	7.8	14-28	.500	1-5	.200	1-4	.250	7	20	27	1.9	9	0	1	8	2	2	30	2.1		
15	T.J. Gray	3-0	9	3.0	1-3	.333	1-3	.333	0-0	.000	0	0	0	0.0	3	0	0	1	0	0	3	1.0		
34	Schnider Herard	11-0	88	8.0	4-15	.267	0-0	.000	3-7	.429	11	12	23	2.1	12	0	0	11	8	0	11	1.0		
12	Drew Davis	6-0	15	2.5	1-9	.111	0-4	.000	1-2	.500	0	2	2	0.3	1	0	2	2	0	0	3	0.5		
10	Tate Clayton	3-0	8	2.7	0-0	.000	0-0	.000	0-0	.000	0	0	0	0.0	0	0	0	0	0	0	0	0.0		
05	Mitchell Storm	7-0	19	2.7	0-4	.000	0-2	.000	0-0	.000	2	4	6	0.9	1	0	0	1	0	0	0	0.0		
Team											23	31	54											
Total.....		19	3801		521-1129	.461	129-427	.302	244-367	.665	224	527	751	39.5	296	4	258	261	106	130	1415	74.5		
Opponents.....		19	3799		447-1131	.395	143-448	.319	193-290	.666	210	451	661	34.8	320	-	218	273	51	104	1230	64.7		

TEAM STATISTICS	MS	OPP	Date	Opponent	Score	Att.
SCORING	1415	1230	11-10-17	ALABAMA STATE	w 96-68	6811
Points per game	74.5	64.7	11-18-17	FLORIDA A&M	w 79-48	6132
Scoring margin	+9.7	-	11-20-17	GREEN BAY	w 77-68	6359
FIELD GOALS-ATT	521-1129	447-1131	11-22-17	STEPHEN F. AUSTIN	w 80-75	7687
Field goal pct	.461	.395	11-26-17	JACKSONVILLE STATE	w 59-56	6034
3 POINT FG-ATT	129-427	143-448	11-30-17	NORTH DAKOTA STATE	w 83-59	5831
3-point FG pct	.302	.319	12-03-17	DAYTON	w 61-59	7539
3-pt FG made per game	6.8	7.5	12-09-17	NORTH GEORGIA	w 95-62	6613
FREE THROWS-ATT	244-367	193-290	12-12-17	at Cincinnati	L 50-65	8128
Free throw pct	.665	.666	12-16-17	UT MARTIN	w 92-61	6709
F-Throws made per game	12.8	10.2	12-20-17	LITTLE ROCK	w 64-48	7156
REBOUNDS	751	661	12-23-17	vs Southern Miss	w 70-64	4028
Rebounds per game	39.5	34.8	12-30-17	NORTH FLORIDA	w 109-81	7764
Rebounding margin	+4.7	-	* 01-02-18	ARKANSAS	w 78-75	6324
ASSISTS	258	218	* 01-06-18	at Ole Miss	L 58-64	8664
Assists per game	13.6	11.5	* 01-10-18	at Florida	L 54-71	9917
TURNOVERS	261	273	* 01-13-18	AUBURN	L 68-76	8443
Turnovers per game	13.7	14.4	* 01-16-18	VANDERBILT	w 80-62	6633
Turnover margin	+0.6	-	* 01-20-18	at Alabama	L 62-68	15383
Assist/turnover ratio	1.0	0.8				
STEALS	130	104	* - Conference game			
Steals per game	6.8	5.5				
BLOCKS	106	51				
Blocks per game	5.6	2.7				
ATTENDANCE	96035	46120				
Home games-Avg/Game	14-6860	4-10523				
Neutral site-Avg/Game	-	1-4028				

Score by Periods	1st	2nd	Totals
Mississippi State	661	754	1415
Opponents	559	671	1230

2017-18 Mississippi State Stats
Mississippi State Combined Team Statistics (as of Jan 20, 2018)
Conference games only

RECORD:	OVERALL	HOME	AWAY	NEUTRAL
ALL GAMES	2-4	2-1	0-3	0-0
CONFERENCE	2-4	2-1	0-3	0-0
NON-CONFERENCE	0-0	0-0	0-0	0-0

##	Player	gp-gs	min	avg	Total		3-Point		F-Throw		Rebounds			pf	dq	a	to	blk	stl	pts	avg				
					fg-fga	fg%	3fg-fga	3fg%	ft-fta	ft%	off	def	tot									avg			
11	Q Weatherspoon	6-6	191	31.8	33-72	.458	9-27	.333	15-19	.789	14	18	32	5.3	16	0	17	21	2	8	90	15.0			
35	Aric Holman	6-6	141	23.5	21-42	.500	6-15	.400	12-14	.857	9	35	44	7.3	14	1	5	7	6	0	60	10.0			
00	Nick Weatherspoon	6-6	171	28.5	18-55	.327	2-18	.111	19-28	.679	0	14	14	2.3	13	0	13	3	2	4	57	9.5			
01	Lamar Peters	6-0	143	23.8	21-55	.382	8-25	.320	6-11	.545	2	9	11	1.8	14	1	15	13	2	9	56	9.3			
24	Abdul Ado	6-6	140	23.3	24-36	.667	0-0	.000	7-20	.350	18	26	44	7.3	20	0	2	6	10	5	55	9.2			
03	Xavian Stapleton	4-0	89	22.3	6-26	.231	3-14	.214	10-14	.714	4	14	18	4.5	6	0	2	4	1	2	25	6.3			
23	Tyson Carter	6-6	137	22.8	12-39	.308	5-23	.217	4-6	.667	2	11	13	2.2	6	0	5	4	1	2	33	5.5			
02	Eli Wright	6-0	95	15.8	6-20	.300	1-3	.333	2-3	.667	5	11	16	2.7	7	0	6	5	1	2	15	2.5			
45	E.J. Datcher	6-0	64	10.7	4-8	.500	0-0	.000	1-2	.500	6	6	12	2.0	7	0	1	1	3	3	9	1.5			
22	KeyShawn Feazell	4-0	30	7.5	0-3	.000	0-1	.000	0-0	.000	2	3	5	1.3	1	0	0	2	0	0	0	0.0			
Team											11	12	23												3
Total.....		6	1201		145-356	.407	34-126	.270	76-117	.650	73	159	232	38.7	104	2	66	69	28	35	400	66.7			
Opponents.....		6	1199		150-355	.423	40-123	.325	76-114	.667	65	161	226	37.7	102	-	78	63	24	32	416	69.3			

TEAM STATISTICS	MS	OPP	Date	Opponent	Score	Att.
SCORING	400	416	* 01-02-18	ARKANSAS	w 78-75	6324
Points per game	66.7	69.3	* 01-06-18	at Ole Miss	L 58-64	8664
Scoring margin	-2.7	-	* 01-10-18	at Florida	L 54-71	9917
FIELD GOALS-ATT	145-356	150-355	* 01-13-18	AUBURN	L 68-76	8443
Field goal pct	.407	.423	* 01-16-18	VANDERBILT	w 80-62	6633
3 POINT FG-ATT	34-126	40-123	* 01-20-18	at Alabama	L 62-68	15383
3-point FG pct	.270	.325	* - Conference game			
3-pt FG made per game	5.7	6.7				
FREE THROWS-ATT	76-117	76-114				
Free throw pct	.650	.667				
F-Throws made per game	12.7	12.7				
REBOUNDS	232	226				
Rebounds per game	38.7	37.7				
Rebounding margin	+1.0	-				
ASSISTS	66	78				
Assists per game	11.0	13.0				
TURNOVERS	69	63				
Turnovers per game	11.5	10.5				
Turnover margin	-1.0	-				
Assist/turnover ratio	1.0	1.2				
STEALS	35	32				
Steals per game	5.8	5.3				
BLOCKS	28	24				
Blocks per game	4.7	4.0				
ATTENDANCE	21400	33964				
Home games-Avg/Game	3-7133	3-11321				
Neutral site-Avg/Game	-	0-0				

Score by Periods	1st	2nd	Totals
Mississippi State	188	212	400
Opponents	179	237	416

2017-18 Mississippi State Stats
Mississippi State Game-by-Game Highs (as of Jan 20, 2018)
All games

Opponent	Date	Score	Points	Rebounds	Assists	Steals	Blocked shots
ALABAMA STATE	11-10-17	96-68	18-Aric Holman	11-Aric Holman	7-Lamar Peters	2-Xavian Stapleton Q Weatherspoon	2-Lamar Peters
FLORIDA A&M	11-18-17	79-48	12-Abdul Ado Nick Weatherspoon Lamar Peters Q Weatherspoon	7-Abdul Ado	5-Nick Weatherspoon Lamar Peters	4-Lamar Peters	6-Schnider Herard
GREEN BAY	11-20-17	77-68	18-Lamar Peters	11-Abdul Ado	4-Q Weatherspoon Nick Weatherspoon	3-Lamar Peters	3-E.J. Datcher
STEPHEN F. AUSTIN	11-22-17	80-75	25-Tyson Carter	7-Aric Holman Q Weatherspoon	6-Q Weatherspoon	2-Q Weatherspoon	5-Abdul Ado
JACKSONVILLE STATE	11-26-17	59-56	13-Q Weatherspoon	8-Abdul Ado	4-Q Weatherspoon	1-Tyson Carter Abdul Ado	3-Abdul Ado
NORTH DAKOTA STATE	11-30-17	83-59	35-Tyson Carter	9-Aric Holman	10-Q Weatherspoon	3-Xavian Stapleton	1-Xavian Stapleton
DAYTON	12-03-17	61-59	20-Tyson Carter	10-Q Weatherspoon	6-Q Weatherspoon	3-Nick Weatherspoon Tyson Carter Q Weatherspoon	2-Q Weatherspoon Aric Holman
NORTH GEORGIA	12-09-17	95-62	22-Q Weatherspoon	7-Lamar Peters	6-Lamar Peters	2-Nick Weatherspoon Q Weatherspoon	4-Abdul Ado
at Cincinnati	12-12-17	50-65	18-Aric Holman	10-Aric Holman	3-Q Weatherspoon	4-Abdul Ado	3-Abdul Ado
UT MARTIN	12-16-17	92-61	21-Aric Holman Q Weatherspoon	12-Aric Holman Abdul Ado	7-Q Weatherspoon Tyson Carter	4-Q Weatherspoon	3-Abdul Ado
LITTLE ROCK	12-20-17	64-48	21-Q Weatherspoon	13-Abdul Ado	4-Lamar Peters	2-Q Weatherspoon Lamar Peters Abdul Ado Xavian Stapleton	3-Abdul Ado
vs Southern Miss	12-23-17	70-64	12-Xavian Stapleton	6-Aric Holman	4-Q Weatherspoon	1-Nick Weatherspoon Abdul Ado Q Weatherspoon	1-Aric Holman Xavian Stapleton Lamar Peters Eli Wright
NORTH FLORIDA	12-30-17	109-81	23-Aric Holman	9-Abdul Ado	6-Q Weatherspoon	2-Xavian Stapleton	2-Abdul Ado
ARKANSAS	01-02-18	78-75	22-Q Weatherspoon Nick Weatherspoon	9-Abdul Ado	3-Lamar Peters	3-Q Weatherspoon	4-Abdul Ado
at Ole Miss	01-06-18	58-64	9-Aric Holman Nick Weatherspoon	9-Xavian Stapleton	3-Lamar Peters Q Weatherspoon Aric Holman	1-Xavian Stapleton E.J. Datcher Abdul Ado Lamar Peters	2-Aric Holman
at Florida	01-10-18	54-71	16-Q Weatherspoon	10-Abdul Ado	3-Q Weatherspoon Nick Weatherspoon	2-Q Weatherspoon	1-Eli Wright Abdul Ado
AUBURN	01-13-18	68-76	14-Q Weatherspoon	11-Abdul Ado	3-Nick Weatherspoon Q Weatherspoon	2-Abdul Ado	2-Aric Holman Abdul Ado
VANDERBILT	01-16-18	80-62	19-Q Weatherspoon	14-Aric Holman	5-Lamar Peters	3-Lamar Peters	2-Aric Holman
at Alabama	01-20-18	62-68	17-Lamar Peters	10-Aric Holman	2-Q Weatherspoon Lamar Peters	3-Lamar Peters	1-Abdul Ado

2017-18 Mississippi State Stats
Mississippi State Category Leaders (as of Jan 20, 2018)
All games

Points	G	Pts	Pts/G	Scoring Average	G	Pts	Avg/G
Q Weatherspoon	19	275	14.5	Q Weatherspoon	19	275	14.5
Aric Holman	19	230	12.1	Aric Holman	19	230	12.1
Nick Weatherspoon	19	196	10.3	Nick Weatherspoon	19	196	10.3
Tyson Carter	19	180	9.5	Tyson Carter	19	180	9.5
Abdul Ado	18	131	7.3	Lamar Peters	16	128	8.0
Lamar Peters	16	128	8.0	Abdul Ado	18	131	7.3
Xavian Stapleton	14	90	6.4	Xavian Stapleton	14	90	6.4
Eli Wright	16	59	3.7	Eli Wright	16	59	3.7
E.J. Datcher	17	57	3.4	E.J. Datcher	17	57	3.4
KeyShawn Feazell	14	30	2.1	Nick Singleton	7	22	3.1
Nick Singleton	7	22	3.1	KeyShawn Feazell	14	30	2.1
Schnider Herard	11	11	1.0	Schnider Herard	11	11	1.0
				T.J. Gray	3	3	1.0

FG Percentage	FG	Att	Pct	Field Goal Attempts	G	Att	Att/G
Nick Singleton	9	13	.692	Q Weatherspoon	19	196	10.3
E.J. Datcher	20	31	.645	Nick Weatherspoon	19	158	8.3
Abdul Ado	54	84	.643	Tyson Carter	19	151	7.9
Aric Holman	84	136	.618	Lamar Peters	16	143	8.9
Q Weatherspoon	99	196	.505	Aric Holman	19	136	7.2
KeyShawn Feazell	14	28	.500				
Nick Weatherspoon	68	158	.430	Field Goals Made	G	Made	Made/G
Tyson Carter	64	151	.424	Q Weatherspoon	19	99	5.2
Xavian Stapleton	32	87	.368	Aric Holman	19	84	4.4
Eli Wright	24	71	.338	Nick Weatherspoon	19	68	3.6
T.J. Gray	1	3	.333	Tyson Carter	19	64	3.4
Lamar Peters	47	143	.329	Abdul Ado	18	54	3.0

3-Point Percentage	3FG	Att	Pct	3-Point FG Attempts	G	Att	Att/G
Nick Singleton	4	7	.571	Tyson Carter	19	92	4.8
Aric Holman	24	45	.533	Lamar Peters	16	80	5.0
T.J. Gray	1	3	.333	Q Weatherspoon	19	70	3.7
Q Weatherspoon	22	70	.314	Nick Weatherspoon	19	54	2.8
Tyson Carter	28	92	.304	Aric Holman	19	45	2.4
Nick Weatherspoon	16	54	.296				
Xavian Stapleton	12	42	.286	3-Point FG Made	G	Made	Made/G
Lamar Peters	17	80	.213	Tyson Carter	19	28	1.5
KeyShawn Feazell	1	5	.200	Aric Holman	19	24	1.3
Eli Wright	4	23	.174	Q Weatherspoon	19	22	1.2
Drew Davis	0	4	.000	Lamar Peters	16	17	1.1
Mitchell Storm	0	2	.000	Nick Weatherspoon	19	16	0.8

Free Throw Percent	FG	Att	Pct	Free Throw Attempts	G	Att	Att/G
Tyson Carter	24	28	.857	Q Weatherspoon	19	73	3.8
E.J. Datcher	17	20	.850	Nick Weatherspoon	19	64	3.4
Xavian Stapleton	14	18	.778	Aric Holman	19	55	2.9
Q Weatherspoon	55	73	.753	Abdul Ado	18	53	2.9
Aric Holman	38	55	.691	Lamar Peters	16	29	1.8
Nick Weatherspoon	44	64	.688				
Lamar Peters	17	29	.586	Free Throws Made	G	Made	Made/G
Eli Wright	7	13	.538	Q Weatherspoon	19	55	2.9
Drew Davis	1	2	.500	Nick Weatherspoon	19	44	2.3
Abdul Ado	23	53	.434	Aric Holman	19	38	2.0
Schnider Herard	3	7	.429	Tyson Carter	19	24	1.3
KeyShawn Feazell	1	4	.250	Abdul Ado	18	23	1.3

2017-18 Mississippi State Stats
Mississippi State Category Leaders (as of Jan 20, 2018)
All games

Rebounds	G	Reb	Reb/G
Aric Holman	19	139	7.3
Abdul Ado	18	127	7.1
Q Weatherspoon	19	110	5.8
Nick Weatherspoon	19	54	2.8
Eli Wright	16	51	3.2

Assists	G	No.	Ast/G
Q Weatherspoon	19	77	4.1
Lamar Peters	16	52	3.3
Nick Weatherspoon	19	44	2.3
Tyson Carter	19	31	1.6
Eli Wright	16	18	1.1

Rebound Average	G	Reb	Avg/G
Aric Holman	19	139	7.3
Abdul Ado	18	127	7.1
Q Weatherspoon	19	110	5.8
Eli Wright	16	51	3.2
Nick Weatherspoon	19	54	2.8

Steals	G	No.	Stl/G
Q Weatherspoon	19	28	1.5
Lamar Peters	16	22	1.4
Abdul Ado	18	21	1.2
Nick Weatherspoon	19	20	1.1
Xavian Stapleton	14	13	0.9

Offensive Rebounds	G	No.	Avg/G
Abdul Ado	18	47	2.6
Aric Holman	19	47	2.5
Q Weatherspoon	19	30	1.6
Eli Wright	16	20	1.3
Xavian Stapleton	14	11	0.8
Schnider Herard	11	11	1.0
E.J. Datcher	17	11	0.6

Blocked Shots	G	No.	Blk/G
Abdul Ado	18	38	2.1
Aric Holman	19	23	1.2
Schnider Herard	11	8	0.7
Q Weatherspoon	19	8	0.4
Lamar Peters	16	7	0.4
E.J. Datcher	17	7	0.4

Defensive Rebounds	G	No.	Avg/G
Aric Holman	19	92	4.8
Q Weatherspoon	19	80	4.2
Abdul Ado	18	80	4.4
Nick Weatherspoon	19	51	2.7
Tyson Carter	19	36	1.9

Minutes	G	No.	Min/G
Q Weatherspoon	19	570	30.0
Nick Weatherspoon	19	540	28.4
Tyson Carter	19	472	24.8
Abdul Ado	18	435	24.2
Aric Holman	19	423	22.3

Fouls	G	No.	Per/G
Abdul Ado	18	47	2.6
Q Weatherspoon	19	44	2.3
Aric Holman	19	32	1.7
Nick Weatherspoon	19	31	1.6
Lamar Peters	16	30	1.9

Turnovers	G	No.	TO/G
Q Weatherspoon	19	49	2.6
Abdul Ado	18	42	2.3
Lamar Peters	16	39	2.4
Tyson Carter	19	24	1.3
Aric Holman	19	23	1.2




Foulsouts	G	No.
Abdul Ado	18	1
Lamar Peters	16	1
E.J. Datcher	17	1
Aric Holman	19	1

2017-18 Mississippi State Stats
Mississippi State Team Game-by-Game Comparison (as of Jan 20, 2018)
All games

Opponent	1st	2nd	Score	Mar	Total FG	FG Pct	3-Pointers	3FG Pct	Free Throws	FT Pct	Rebounds	Assist	T/Over	Block	Steal	Fouls
ALABAMA STATE	58/31	38/37	96-68	+28	31-64/25-67	.484/.373	7-20/7-26	.350/.269	27-35/11-22	.771/.500	47/41 +6	16/8	14/17	4/1	7/6	19/26
FLORIDA A&M	28/17	51/31	79-48	+31	33-62/18-64	.532/.281	7-24/5-19	.292/.263	6-9/7-12	.667/.583	37/42 (5)	19/6	17/24	13/2	9/4	11/11
GREEN BAY	40/32	37/36	77-68	+9	29-63/21-54	.460/.389	3-23/9-24	.130/.375	16-21/17-24	.762/.708	39/36 +3	13/12	14/19	6/0	6/5	19/19
STEPHEN F. AUSTIN	32/40	48/35	80-75	+5	24-43/25-67	.558/.373	6-18/9-27	.333/.333	26-35/16-18	.743/.889	35/31 +4	14/7	19/12	10/2	4/8	15/27
JACKSONVILLE STATE	25/29	34/27	59-56	+3	25-56/22-57	.446/.386	4-18/6-19	.222/.316	5-13/6-6	.385/1000	37/36 +1	9/10	12/10	5/2	2/3	11/13
NORTH DAKOTA STATE	29/24	54/35	83-59	+24	31-60/22-57	.517/.386	10-23/10-35	.435/.286	11-17/5-8	.647/.625	41/28 +13	15/13	12/14	1/0	8/3	13/14
DAYTON	35/20	26/39	61-59	+2	24-50/21-46	.480/.457	9-28/8-25	.321/.320	4-7/9-16	.571/.563	27/30 (3)	12/8	24/26	5/2	13/14	18/13
NORTH GEORGIA	53/26	42/36	95-62	+33	37-74/27-71	.500/.380	13-30/8-27	.433/.296	8-8/0-5	1000/.000	44/39 +5	14/11	10/16	9/3	8/5	10/8
Cincinnati	25/35	25/30	50-65	(15)	19-63/22-54	.302/.407	6-21/7-20	.286/.350	6-8/14-16	.750/.875	38/37 +1	9/18	16/14	4/11	9/5	16/11
UT MARTIN	39/33	53/28	92-61	+31	34-67/24-65	.507/.369	11-33/9-28	.333/.321	13-21/4-6	.619/.667	53/29 +24	21/13	12/14	5/0	8/4	10/21
LITTLE ROCK	26/23	38/25	64-48	+16	22-56/20-54	.393/.370	5-25/4-20	.200/.200	15-27/4-10	.556/.400	40/35 +5	11/7	12/21	7/0	11/5	15/21
Southern Miss	36/27	34/37	70-64	+6	23-44/23-57	.523/.404	7-20/9-26	.350/.346	17-29/9-14	.586/.643	35/30 +5	15/15	16/9	4/1	3/6	14/21
NORTH FLORIDA	47/43	62/38	109-81	+28	44-71/27-63	.620/.429	7-18/12-29	.389/.414	14-20/15-19	.700/.789	46/21 +25	24/12	14/14	5/3	7/4	21/13
ARKANSAS	32/28	46/47	78-75	+3	25-59/32-62	.424/.516	4-21/6-15	.190/.400	24-40/5-12	.600/.417	39/39 -	9/17	7/13	8/3	8/3	11/26
Ole Miss	34/28	24/36	58-64	(6)	22-63/21-62	.349/.339	5-23/7-28	.217/.250	9-17/15-22	.529/.682	45/41 +4	13/10	14/7	4/5	4/6	21/14
Florida	28/33	26/38	54-71	(17)	22-55/25-58	.400/.431	5-16/9-23	.313/.391	5-7/12-16	.714/.750	31/38 (7)	9/13	16/15	2/4	5/7	17/11
AUBURN	35/24	33/52	68-76	(8)	24-59/21-60	.407/.350	5-23/9-21	.217/.429	15-22/25-32	.682/.781	42/39 +3	10/8	12/7	8/3	3/7	24/19
VANDERBILT	37/25	43/37	80-62	+18	31-64/26-53	.484/.491	8-20/4-20	.400/.200	10-15/6-9	.667/.667	37/29 +8	20/14	4/10	5/3	8/2	11/15
Alabama	22/41	40/27	62-68	(6)	21-56/25-60	.375/.417	7-23/5-16	.304/.313	13-16/13-23	.813/.565	38/40 (2)	5/16	16/11	1/6	7/7	20/17

Note: Game totals are displayed in the format TEAM/OPPONENT for each category

2017-18 MISSISSIPPI STATE PLAYER BREAKDOWN

0		Nick Weatherspoon Fr G 6-2 195 Canton, MS	MIN 28.4	PTS 10.3	RBS 2.8	AST 2.3	FG% .430	3FG% .296	FT% .688	Notes: Made collegiate debut against Alabama State and has started all 17 games. Scored in double-digits 12 times, with career-best 22 coming against Arkansas. 9 points at Ole Miss. 7 points, 3 assists at Florida. 10 points, 3 assists vs. Auburn. 2 points, 4 assists vs. Vanderbilt. 7 points at Alabama.
1		Lamar Peters So G 6-0 185 New Orleans, LA	MIN 22.9	PTS 8.0	RBS 2.2	AST 3.3	FG% .329	3FG% .213	FT% .586	Notes: Appeared in 10 non-conference games and started three. Suspended three games for violation of team rules. Season-high 18 points against Green Bay. Scored in double-digits four times. 9 points, 3 assists vs. Arkansas. 7 points, 3 assists, 1 steal, 1 block at Ole Miss. 3 points at Florida. 10 points vs. Auburn. 10 points, 5 assists vs. Vanderbilt. SEC high 17 points at Alabama.
2		Eli Wright So G 6-4 190 Owensboro, KY	MIN 18.3	PTS 3.7	RBS 3.2	AST 1.1	FG% .338	3FG% .174	FT% .538	Notes: Appeared in 10 non-conference games and was suspended for three. Season-high 12 points against Alabama State. Career-high 4 assists vs. North Florida. 0-4 shooting vs. Arkansas. Career-high 8 rebounds at Ole Miss. 5 points, 4 rebounds at Florida. 1 rebound vs. Auburn. 5 points, 2 assists vs. Vanderbilt. Did not score at Alabama.
3		Xavian Stapleton Jr G 6-6 210 Flora, MS	MIN 18.1	PTS 6.4	RBS 2.6	STL 0.9	FG% .368	3FG% .286	FT% .778	Notes: Appeared in 10 non-conference games and missed three due to a left knee sprain suffered in opener against Alabama State. Career-high 16 points vs. North Florida. Had 12 points vs. Southern Miss, including back-to-back 3s to turn a 54-50 deficit into a 56-64 lead, one MSU never relinquished. 6 points and season-high 4 rebounds vs. Arkansas. 7 points, 9 rebounds at Ole Miss. 8 points vs. Vanderbilt. Suspended for Florida game. 4 points, 5 rebounds. Suspended for Alabama game.
11		Quinndary Weatherspoon Jr G 6-4 205 Canton, MS	MIN 30.0	PTS 14.5	RBS 5.8	AST 4.1	FG% .505	3FG% .314	FT% 75.3	Notes: Started all 19 games and has scored in double-digits 15 times. Has totaled 20-plus points five times (all wins), with season-high 22 coming against North Georgia and Arkansas. Game-winning shots against Dayton and Jacksonville St. Against Little Rock, scored 21 points to reach 1,000 for a career. 7 points, 3 assists at Ole Miss. 16 points, 3 assists and 2 steals at Florida. 14 points, 3 assists vs. Auburn. 19 points, 4 assists vs. Vanderbilt. 12 point, 9 rebounds at Alabama. T13th in SEC in scoring, T4th in SEC in steals and 8th in assists.
22		KeyShawn Feazell Fr F 6-8 230 New Hebron, MS	MIN 7.8	PTS 2.1	RBS 1.9	STL 0.1	FG% .500	3FG% .200	FT% .250	Notes: Appeared in 10 non-conference games. Scored 2 points and grabbed 5 rebounds in collegiate debut against Florida A&M. Season-high 11 points against North Georgia. DNP vs. Arkansas, while playing 1 at Ole Miss. 4 rebounds at Florida.
23		Tyson Carter So G 6-4 165 Starkville, MS	MIN 24.8	PTS 9.5	RBS 2.2	AST 1.6	FG% .424	3FG% .304	FT% .857	Notes: Appeared in all 13 non-conference games and has started the last 11 games. Scored in double-digits six times. Named SEC POW after a career-high 35 points against North Dakota State and 20 versus Dayton. Had 23 points against Stephen F. Austin. 7 points, 4 rebounds vs. Arkansas. 5 points at Ole Miss. 2 points at Florida. 7 points, 3 rebounds vs. Auburn. 9 points vs. Vanderbilt. 3 points at Alabama.
24		Abdul Ado Fr F 6-11 250 Lagos, Nigeria	MIN 24.2	PTS 7.3	RBS 7.1	BLK 2.1	FG% .643	3FG% ---	FT% .434	Notes: Missed season opener with a quad injury. In debut, had 12 points, 7 rebounds and 3 blocked shots vs. Florida A&M. Scored in double-digits twice and had first double-double against Green Bay with 12 points and 11 rebounds. After having 12 rebounds against UT Martin, had 13 vs. Little Rock. 8 points, 9 rebounds, 4 blocks vs. Arkansas. 5 points, 4 rebounds at Ole Miss. 12 points, 10 rebounds at Florida. 10 points, 11 rebounds for third-double vs. Auburn. 9 points vs. Vanderbilt. 11 points, 4 rebounds at Alabama. Fourth in SEC in blocks and 8th in rebounds.
35		Aric Holman Jr F 6-10 225 Owensboro, KY	MIN 22.3	PTS 12.1	RBS 7.3	BLK 1.2	FG% .618	3FG% .533	FT% .691	Notes: Started 18 games. Has posted five double-doubles (seven for career) — Alabama State, Cincinnati, UT Martin Vanderbilt and Alabama. Career-high 23 points vs. North Florida. Scored in double-digits 14 times. 11 points, 6 rebounds vs. Auburn. 18 points, 14 rebounds vs. Vanderbilt. 11 points, 10 rebounds at Alabama. Moved into MSU Top 8 with 101 blocks. 5th in SEC with 7.3 rebounds.
45		E.J. Datcher So C 6-10 240 Harpersville, AL	MIN 10.4	PTS 3.4	RBS 2.3	BLK 0.4	FG% .645	3FG% ---	FT% .850	Notes: Appeared in 11 non-conference games and drew one start. Missed two games with a foot injury. Career-high 11 points against Alabama State and was 9-9 at the foul line. At one stretch, made 12-straight free throws. 1 rebound, 1 block vs. Arkansas. 4 points, 2 rebounds at Ole Miss. 2 points, 2 rebounds at Florida. 2 points vs. Auburn. Had an SEC-high 5 rebounds at Alabama.