

# KENTUCKY

2017-18 WILDCATS

## VANDERBILT (8-13, 2-6) at 21/22 KENTUCKY (16-5, 5-3)

Tuesday, Jan. 30 • 9 p.m. ET • (23,000) • Lexington, Ky.

#VUvsUK • @KentuckyMBB

### Starters Last Game



3

#### Hamidou Diallo

6-5 • 198 • Guard • Freshman  
Queens, N.Y. | Putnam Science Academy

Logging 12.7 points and 4.6 rebounds a game | Scored in double figures in 13 games | Top vertical on team at 44.5 inches | SEC Freshman of the Week on Dec. 18



4

#### Nick Richards

6-11 • 240 • Forward • Freshman  
Kingston, Jamaica | The Patrick School

Breakout game with 25 points and 15 rebounds vs. Fort Wayne | Averaging 6.9 points and 5.5 rebounds | Leads the team with 1.2 blocks per game



5

#### Kevin Knox

6-9 • 215 • Forward • Freshman  
Tampa, Fla. | Tampa Catholic

Leading UK with 15.6 points per game | Scored 20 or more points in six games | Scored a career-high 34 points with five 3-pointers in road win at West Virginia



22

#### Shai Gilgeous-Alexander

6-6 • 180 • Guard • Freshman  
Hamilton, Ontario | Hamilton Heights

Averaging 14.2 points, 4.6 assists and 4.2 rebounds over the last 10 games | Scored in double figures in 13 games, including seven of last 10 | SEC FOW on Jan. 15



25

#### PJ Washington

6-7 • 236 • Forward • Freshman  
Dallas | Findlay Prep

Scored in double figures in six of last eight games | Career-high 22 points in win over Mississippi State | Averaging 10.8 points and 5.0 boards a game

### Need to Know

- With a win over UIC, John Calipari earned his 700th on-court win as a collegiate head coach. He is the fourth-fastest coach to 700 wins
- Calipari moved past Tubby Smith for the third-most wins in UK history with a victory at home vs. Mississippi State. He's behind only Adolph Rupp (876) and Joe B. Hall (297) for wins in school history and now has 265 wins
- This Kentucky team is considered the least experienced team in the history of Ken Pomeroy's experience rankings
- UK is the only school with six freshmen leading the team in scoring
- The Wildcats are holding opponents to just 28.5 percent from the 3-point line, the fourth-best mark in the country
- UK is the only school with six freshmen leading the team in scoring
- Since the SEC's inception in 1932-33, the Wildcats have been the most dominant team in the league, recording a 977-273 mark (.782) in regular-season conference play

### Last Time Out

- Kevin Knox scored a season-high 34 points and helped UK erase a 17-point first half and 15-point halftime deficit on the road at No. 77 West Virginia on Saturday
- The road win is the third-largest halftime deficit overcome in program history
- It's the largest deficit overcome since UK rallied from 19 back against Vanderbilt in February of 2017
- UK used a 22-4 stretch over 6:28 to take its largest lead at 62-58 in the second half and fended off an 8-0 run by WVU to pull away for the seven-point win
- It marked UK's first top-25 victory of the season
- UK was 18 of 18 from the foul line in the second half
- Hamidou Diallo added 13 points and Nick Richards had nine points and eight rebounds
- Wenyen Gabriel and Jarred Vanderbilt combined for 20 boards as UK boasted a plus-15 rebound margin

### The Basics

**Series Breakdown**  
Overall - UK leads 144-47  
In Lexington, Ky. - UK leads 80-14  
Calipari vs. VU - 14-4  
Drew vs. UK - 0-3  
Current UK Streak - Won 3



John Calipari

Overall Record: 710-198\*  
Record at UK: 265-58  
Overall Seasons: 26th  
At UK: Ninth



Bryce Drew

Overall Record: 151-78  
Record at VU: 27-29  
Overall Seasons: Seventh  
At VU: Second

\*on-court record

### By the Numbers

2,253

UK all-time wins, NCAA leader

.861

Percentage of scoring by the Wildcats' freshmen

19.43

Average age of UK's roster to start season

12

Kentucky's RPI ranking, through Jan. 27

### Tale of the Tape

UK	STAT	VU
77.3	Points PG	71.3
69.9	Opp. Points PG	71.8
39.3	Rebounds PG	34.6
14.2	Assists PG	12.3
5.4	Blocks PG	3.6
6.0	Steals PG	4.9
.477	FG Pct.	.427
.350	3-Pt FG Pct.	.324
.689	FT Pct.	.731
.402	Opp. FG Pct.	.447
.285	Opp. 3-Pt FG Pct.	.331

### LEADERS

Points Per Game
UK - Kevin Knox (15.5)
VU - Jeff Roberson (15.6)
Rebounds Per Game
UK - Jarred Vanderbilt (7.3)
VU - Jeff Roberson (7.0)
Assists Per Game
UK - Shai Gilgeous-Alexander (4.4)
VU - Saben Lee (3.3)
Steals Per Game
UK - Shai Gilgeous-Alexander (1.7)
VU - Saben Lee (1.2)
Blocks Per Game
UK - Nick Richards (1.2)
VU - Djery Baptiste (1.2)
3-Pointers
UK - Kevin Knox (34)
VU - Riley LaChance (47)
Field-Goal Percentage
UK - Nick Richards (.635)
VU - Ejike Obinna (.682)
Free-Throw Percentage
UK - Quade Green (.829)
VU - Matthew Fisher-Davis (.872)
3-Point Field-Goal Percentage
UK - Shai Gilgeous-Alexander (.407)
VU - Matthew Fisher-Davis (.427)

### SCHEDULE

OVERALL: 16-5 | SEC: 5-3

Home: 12-1 | Away: 3-2 | Neutral: 1-2

#### October

Fri. 27	^THOMAS MORE	SEC	W, 103-61
Mon. 30	^MOREHEAD STATE <sup>1</sup>	-	W, 92-67

#### November

Fri. 3	^CENTRE COLLEGE	SEC	W, 106-63
Fri. 10	UTAH VALLEY	SEC	W, 73-63
Sun. 12	VERMONT	ESPN	W, 73-69
Tues. 14	#4/3 Kansas <sup>2</sup>	ESPN	L, 65-61
Fri. 17	ETSU <sup>3</sup>	SEC	W, 78-61
Mon. 20	TROY <sup>3</sup>	SEC	W, 70-62
Wed. 22	FORT WAYNE <sup>3</sup>	SEC	W, 86-67
Sun. 26	UIC <sup>3</sup>	SEC	W, 107-73

#### December

Sat. 2	HARVARD	ESPN	W, 79-70
Sat. 9	Monmouth <sup>4</sup>	ESPNU	W, 93-76
Sat. 16	RV/RV VIRGINIA TECH	ESPN2	W, 93-86
Sat. 23	UCLA <sup>5</sup>	CBS	L, 83-75
Fri. 29	RV/RV LOUISVILLE	CBS	W, 90-61
Sun. 31	GEORGIA*	ESPN	W, 66-61

#### January

Wed. 3	at LSU*	SEC	W, 74-71
Sat. 6	at #23/22 Tennessee*	SEC	L, 76-65
Tue. 9	vs. RV/RV TEXAS A&M*	ESPN	W, 74-73
Sat. 13	at Vanderbilt*	ESPN	W, 74-67
Tue. 16	at South Carolina*	ESPN	L, 76-68
Sat. 20	RV/RV FLORIDA*	ESPN	L, 66-64
Tue. 23	MISSISSIPPI STATE*	ESPN	W, 78-65
Sat. 27	at #7/7 West Virginia <sup>6</sup>	ESPN	W, 83-76
Tue. 30	VANDERBILT*	ESPN	9 p.m.

#### February

Sat. 3	at Missouri*	CBS	2 p.m.
Tue. 6	TENNESSEE*	ESPN	7 p.m.
Sat. 10	at Texas A&M*	ESPN/2	4/6/8 p.m.
Wed. 14	at Auburn*	ESPN2	9 p.m.
Sat. 17	ALABAMA*	CBS	2 p.m.
Tue. 20	at Arkansas*	ESPN	9 p.m.
Sat. 24	MISSOURI*	ESPN/2	6/8 p.m.
Wed. 28	OLE MISS*	ESPN2	7 p.m.

#### March

Sat. 3	at Florida*	CBS	Noon
	7-11 <sup>7</sup> SEC Tournament	SEC/ESPN	TBA

All times Eastern | \*SEC conference game | HOME GAMES IN CAPS  
<sup>1</sup>Exhibition | <sup>2</sup>Kentucky Cares Classic (Rupp Arena | Lexington, Ky.) |  
<sup>3</sup>Champions Classic (United Center | Chicago) | <sup>4</sup>Adolph Rupp Classic (Rupp Arena | Lexington, Ky.) | <sup>5</sup>Citi Hoops Classic (Madison Square Garden | New York) | <sup>6</sup>CBS Sports Classic (Smoothie King Arena | New Orleans) | <sup>7</sup>SEC/Big 12 Challenge (WVU Coliseum | Morgantown, W.Va.) | <sup>8</sup>SEC Tournament (Scotttrade Center | St. Louis)

### Broadcast Information

TV	ESPN	UK SPORTS NETWORK	UK
Joe Tessitore, play-by-play			
Sean Farnham, analyst		Tom Leach, play-by-play	
Laura Rutledge, sideline		Mike Pratt, analyst	

#### SATELLITE RADIO



Sirius channel 137 | XM channel 380 | Internet channel N/A



# TV CHART



**0 GUARD**  
**Quade Green**  
 6-0 | 180 | Freshman  
 Philadelphia | Neumann-Goretti  
 @Q\_Green1  
 @q\_boogi



**1 FORWARD**  
**Sacha Killeya-Jones**  
 6-10 | 221 | Sophomore  
 Chapel Hill, N.C. | Virginia Episcopal  
 @SKJ  
 @the\_skj



**2 FORWARD**  
**Jarred Vanderbilt**  
 6-9 | 214 | Freshman  
 Houston | Victory Prep  
 @JVando  
 @jvando\_



**3 GUARD**  
**Hamidou Diallo**  
 6-5 | 198 | RS-Freshman  
 Queens, N.Y. | Putnam Science Acad.  
 @hamidoudiallo  
 @hami.diallo



**4 FORWARD**  
**Nick Richards**  
 6-11 | 240 | Freshman  
 Kingston, Jamaica | The Patrick School  
 @iamnickrichards  
 @nickrichards\_




**5 FORWARD**  
**Kevin Knox**  
 6-9 | 215 | Freshman  
 Tampa, Fla. | Tampa Catholic  
 @KevKnox  
 @kknox\_23



**10 GUARD**  
**Jonny David**  
 6-2 | 183 | Junior  
 Pittsburgh | Mt. Lebanon  
 @JonnyDavid  
 @jdavid010



**12 GUARD**  
**Brad Calipari**  
 6-0 | 176 | Sophomore  
 Franklin Lakes, N.J. | MacDuffie School  
 @bradcalipari  
 @brad.calipari



**13 GUARD**  
**Jemarl Baker**  
 6-4 | 182 | Freshman  
 Menifee, Calif. | Eleanor Roosevelt  
 @jemarlbakerjr  
 @\_jeyb3



**14 FORWARD**  
**Tai Wynyard**  
 6-10 | 250 | RS-Sophomore  
 Auckland, New Zealand | Rangitoto College  
 @taiwynyard  
 @taiwynyard



**22 GUARD**  
**Shai Gilgeous-Alexander**  
 6-6 | 180 | Freshman  
 Hamilton, Canada | Hamilton Heights  
 @shaigalex  
 @sav\_shai2



**25 FORWARD**  
**PJ Washington**  
 6-7 | 236 | Freshman  
 Dallas | Findlay Prep  
 @PJWashington  
 @pj\_washington



**30 GUARD**  
**Dillon Pulliam**  
 6-3 | 195 | RS-Junior  
 Cynthia, Ky. | Transylvania Univ.  
 @dillonpulliam30  
 @dillon\_pulliam



**32 FORWARD**  
**Wenyen Gabriel**  
 6-9 | 205 | Sophomore  
 Manchester, N.H. | Wilbraham & Monson Acad.  
 @WenyenGabriel  
 @wenyengabriel




**JOHN CALIPARI**  
**Head Coach**  
 Ninth season at UK  
 @UKCoachCalipari  
 @UKCoachCalipari




**KENNY PAYNE**  
**Assoc. Head Coach**  
 Eighth season at UK  
 Fourth season as associate HC



**TONY BARBEE**  
**Assistant Coach**  
 Fourth season at UK  
 Third season as assistant



**JOEL JUSTUS**  
**Assistant Coach**  
 Fourth season at UK  
 Second season as assistant



**JOHN ROBIC**  
**Special Assistant**  
 Ninth season at UK  
 Second season as special asst.

## Roster

ALPHABETICAL						
NO.	NAME	POS.	HT.	WT.	CL.	HOMETOWN (PREVIOUS SCHOOL)
13	Jemarl Baker	G	6-4	182	Fr.	Menifee, Calif. (Eleanor Roosevelt)
12	Brad Calipari	G	6-0	176	So.	Franklin Lakes, N.J. (MacDuffie School)
10	Jonny David	G	6-2	183	Jr.	Pittsburgh (Mt. Lebanon)
3	Hamidou Diallo	G	6-5	198	RS Fr.	Queens, N.Y. (Putnam Science Academy)
32	Wenyen Gabriel	F	6-9	205	So.	Manchester, N.H. (Wilbraham & Monson Academy)
22	Shai Gilgeous-Alexander	G	6-6	180	Fr.	Hamilton, Canada (Hamilton Heights)
0	Quade Green	G	6-0	180	Fr.	Philadelphia (Neumann-Goretti)
1	Sacha Killeya-Jones	F	6-10	221	So.	Chapel Hill, N.C. (Virginia Episcopal)
5	Kevin Knox	F	6-9	215	Fr.	Tampa, Fla. (Tampa Catholic)
30	Dillon Pulliam	G	6-3	195	RS Jr.	Cynthia, Ky. (Transylvania University)
4	Nick Richards	F	6-11	240	Fr.	Kingston, Jamaica (The Patrick School)
2	Jarred Vanderbilt	F	6-9	214	Fr.	Houston (Victory Prep Academy)
25	PJ Washington	F	6-7	236	Fr.	Dallas (Findlay Prep)
14	Tai Wynyard	F	6-10	250	RS So.	Auckland, New Zealand (Rangitoto College)

**Head Coach:** John Calipari (Clarion, 1982)  
**Associate Head Coach:** Kenny Payne (Louisville, 2003)  
**Assistant Coaches:** Tony Barbee (UMass, 1993)  
 Joel Justus (UNC Wilmington, 2004)  
**Special Asst. to the Head Coach:** John Robic (Denison, 1986)

**Assoc. AD/Basketball Operations:** Chris Woolard (UCLA, 1997)  
**Director of Basketball Admin.:** Will Barton (Kentucky, 2013)  
**Strength Coach:** Robert Harris (Kentucky State, 2009)  
**Athletic Trainer:** Chris Simmons (Memphis, 2002)  
**Equipment Manager:** Mark Evans (Kentucky, 2013)

### Pronunciation Guide

**JEMARL Baker** (Jamal)

**HAMIDOU DIALLO** (HA-muh-dew) (dee-AH-low)

**Brad/John CALIPARI** (cal-uh-PEAR-ee)

**WENYEN Gabriel** (WHEN-yen)

**SHAI GILGEOUS-Alexander** (shay) (GILL-juss)

**QUADE Green** (KWAH-day)

**SACHA KILLEYA-Jones** (SAH-shuh) (kuh-LEE-uh)

**TAI WYNYARD** (tie) (WIN-yard)



# POLLS, STATS, MEDIA INFO

## Weekly Media Schedule

all times ET

30 Tues	31 Wed	1 Thurs	2 Fri	3 Sat	4 Sun	5 Mon
vs. Vanderbilt 9 p.m.   ESPN	Player off day	Practice: 2:30 p.m.	Practice: 2:30 p.m.  Media availability TBD	at Missouri 2 p.m.   CBS	Practice: 5 p.m.	Practice: 2:30 p.m.  Media availability TBD
			Travel Day			

### UK Media Relations Staff



#### Eric Lindsey

Associate Media Relations Director  
Cell - 859.619.0944  
Email - eric.lindsey@uky.edu



#### Deb Moore

Associate Media Relations Director  
Cell - 859.559.5781  
Email - deb.moore@uky.edu



#### Jake Most

Assistant Media Relations Director  
Cell - 516.996.3229  
Email - jake.most@uky.edu

### Media Information

#### CREDENTIAL REQUESTS

Requests for single-game credentials should be made as far in advance as possible and no later than five days prior to game day online at sportssystem.com/Kentucky.

#### CREDENTIAL CRITERIA

The University of Kentucky's decision to issue credentials to a media outlet for the purposes of covering a UK basketball home or away event is determined by a variety of factors. They include the following:

- Amount of coverage given to Kentucky throughout the season
- Intention/ability to cover all 22 sports at Kentucky
- Distribution/size of publication: free, subscription, sale on newsstands, website traffic, etc.
- Radio or TV station program format and size of audience
- Length of existence of the publication, amount of original copy generated, number of full-time employees of the publication and the journalistic experience of the reporter(s)
- Attendance at Kentucky media sessions, including Olympic sport opportunities
- Space availability
- Professionalism, which includes but is not limited to conduct at games, press conferences, practices, on social media, etc.

The University of Kentucky has the right to revoke credentials under its own discretion.

#### GENERAL INTERVIEW POLICIES

All interviews with University of Kentucky basketball players or staff members must be arranged through the Media Relations office. Media should never contact a player or coach directly.

The Wildcat Coal Lodge, dormitories, team locker rooms and other team quarters are private team areas. Media members are not permitted in these areas unless accompanied by appropriate university personnel.

#### PRACTICE/PRESS CONFERENCES

Other than announced exceptions, UK basketball practices are closed to the media. UK will accept requests to attend practice. All requests must be made by 10 a.m. on the day of the practice. In cases in which practices are open to the media, no cell phones are allowed in the practice facility.

Player interviews are conducted prior to practices the day before a game and will be available to all UK media in the Memorial Coliseum media room. UK will accept requests for player interviews, but they must be submitted 24 hours prior to the scheduled availability.

Coach John Calipari or an assistant coach will meet with members of the media immediately following player interviews in the Memorial Coliseum media room.

Gameday shoot-arounds are closed to the media.

#### TELEPHONE PLAYER INTERVIEWS

Telephone interviews are available to the media on a call-back basis. Individual player and coach telephone numbers will not be given to members of the media.

Players are instructed not to conduct interviews when contacted directly by telephone. The UK Media Relations office will arrange for telephone interviews at a time most convenient for the student-athlete.

Other special requests are handled on a case-by-case basis.

#### POSTGAME INTERVIEWS

Following each game, there is a 20-minute cooling-off period, during which time the players shower and dress. Approximately 10 minutes after the game ends, Coach Calipari conducts his postgame press conference while a player is taken to the UK Sports Network.

Following Coach Calipari's press conference and the cooling-off period, selected UK players are brought to the media interview room.

### The Polls

#### Associated Press Top 25 Jan. 29

1. Villanova (47)
2. Virginia (17)
3. Purdue (1)
4. Duke
5. Michigan State
6. Xavier
7. Kansas
8. Cincinnati
9. Arizona
10. Texas Tech
11. Auburn
12. Oklahoma
13. Saint Mary's
14. Gonzaga
15. West Virginia
16. Wichita State
17. Ohio State
18. Tennessee
19. North Carolina
20. Clemson
21. Kentucky
22. Rhode Island
23. Florida
24. Michigan
25. Arizona State

**Receiving Votes:** Kansas State, Florida State, Nevada, Louisville, Creighton, Seton Hall, Miami, TCU, Houston, Alabama, New Mexico State, NC State, Southern Cal

#### USA Today Coaches Poll Jan. 29

1. Villanova (22)
2. Virginia (8)
3. Purdue (1)
4. Michigan State
5. Duke
6. Xavier
7. Kansas
8. Cincinnati
9. Arizona
10. Texas Tech
11. West Virginia
12. Gonzaga
13. Auburn
14. Saint Mary's
15. Oklahoma
16. Wichita State
17. North Carolina
18. Ohio State
19. Tennessee
20. Clemson
21. Rhode Island
22. Kentucky
23. Arizona State
24. Florida
25. Michigan

**Receiving Votes:** Creighton, Nevada, Miami, Seton Hall, Florida State, Louisville, Kansas State, New Mexico State, Boise State, Houston, Lafayette, Middle Tennessee, Southern Cal, TCU, Alabama, Virginia Tech

#### Kentucky Week by Week

Preseason	5/4
Nov. 13	7/4
Nov. 20	8/8
Nov. 27	7/7
Dec. 4	8/7
Dec. 11	8/5
Dec. 18	7/6
Dec. 25	16/15
Jan. 1	17/14

Jan. 8	21/20
Jan. 15	18/16
Jan. 22	RV/RV
Jan. 29	21/22
Feb. 5	
Feb. 12	
Feb. 19	
Feb. 26	
March 5	
March 12	
Postseason	

### SEC Standings (Through Jan. 27)

Team	SEC Record	Overall Record	Games Back
Auburn	7-1 (.875)	19-2 (.905)	0.0
Florida	6-2 (.750)	15-6 (.714)	1.0
Alabama	5-3 (.625)	14-7 (.667)	2.0
<b>Kentucky</b>	<b>5-3 (.625)</b>	<b>16-5 (.762)</b>	<b>2.0</b>
Tennessee	5-3 (.625)	15-5 (.750)	2.0
Arkansas	4-4 (.500)	15-6 (.714)	3.0
Ole Miss	4-4 (.500)	11-10 (.524)	3.0
South Carolina	4-4 (.500)	13-8 (.619)	3.0
Georgia	3-5 (.375)	12-8 (.600)	4.0
LSU	3-5 (.375)	12-8 (.600)	4.0
Mississippi State	3-5 (.375)	15-6 (.714)	4.0
Missouri	3-5 (.375)	13-8 (.619)	4.0
Texas A&M	2-6 (.250)	13-8 (.619)	5.0
Vanderbilt	2-6 (.250)	8-13 (.381)	5.0

### UK in the Rankings

#### Team Rankings (Through Jan. 27)

Category	Stat	SEC (NCAA)
Scoring	77.3	6th (95th)
Scoring Defense	69.9	7th (123rd)
Scoring Margin	+7.5	6th (95th)
Free Throw %	.689	9th (244th)
Field Goal %	.477	3rd (51st)
Field Goal % Def.	.402	4th (26th)
3-Point FG %	.350	7th (182nd)
3-Point FG % Def.	.285	1st (4th)
Rebounding Off.	39.3	4th (41st)
Rebounding Def.	33.8	4th (N/A)
Rebounding Margin	+5.5	4th (43rd)
Blocks Per Game	5.4	5th (20th)
Assists Per Game	14.2	7th (147th)
Steals Per Game	6.0	9th (215th)
Turnover Margin	-2.0	11th (304th)
Assist/TO Ratio	1.0	10th (205th)
Off. Rebs. Per Game	12.1	5th (54th)
Def. Rebs. Per Game	27.0	T3rd (60th)
Def. Rebound %	.688	12th (N/A)
Off. Rebound %	.361	1st (N/A)
3-Point FG Per Game	5.0	14th (340th)

### Individual Rankings

Category/Player	Stat	SEC (NCAA)
Assists/Gilgeous-Alexander	4.4	5th (122nd)
FG. Pct./Knox	.464	8th (212th)
Minutes/Knox	32.5	6th
Minutes/Gilgeous-Alexander	31.0	14th
Points/Knox	15.5	10th
Rebounds/Gabriel	5.8	T20th
Steals/Gilgeous-Alexander	1.7	3rd (100th)

### Upcoming in the SEC

#### Jan. 30-Feb. 6

Contest	Time	TV Network
<b>Tuesday, Jan. 30</b>		
Florida at Georgia	7 p.m.	SEC Network
Auburn at Ole Miss	9 p.m.	SEC Network
<b>Vanderbilt at Kentucky</b>	<b>9 p.m.</b>	<b>ESPN</b>
Arkansas at Texas A&M	9 p.m.	ESPNU
<b>Wednesday, Jan. 31</b>		
LSU at Tennessee	6:30 p.m.	SEC Network
Mississippi State at South Carolina	8:30 p.m.	SEC Network
Missouri at Alabama	9 p.m.	ESPN2
<b>Saturday, Feb. 3</b>		
South Carolina at Texas A&M	2 p.m.	ESPN2
<b>Kentucky at Missouri</b>	<b>2 p.m.</b>	<b>CBS</b>
Arkansas at LSU	3:30 p.m.	SEC Network
Alabama at Florida	4 p.m.	ESPN
Georgia at Mississippi State	6 p.m.	ESPNU
Ole Miss at Tennessee	6 p.m.	SEC Network
Vanderbilt at Auburn	8:30 p.m.	SEC Network
<b>Tuesday, Feb. 6</b>		
<b>Tennessee at Kentucky</b>	<b>7 p.m.</b>	<b>ESPN</b>
South Carolina at Arkansas	7 p.m.	ESPN2
Alabama at Mississippi State	7 p.m.	SEC Network
Missouri at Ole Miss	9 p.m.	SEC Network

All times Eastern



# NOTES

## Honoring the Cats

### Hamidou Diallo

- SEC Freshman of the Week (Dec. 18)
- John R. Wooden Award Preseason Top 50
- Naismith Trophy Preseason Watch List
- Oscar Robertson Trophy Preseason Watch List
- Preseason All-SEC First Team (Media)
- Preseason All-SEC Second Team (Coaches)
- Jerry West Award Preseason Watch List
- Blue Ribbon College Basketball Yearbook Preseason All-American Fourth Team

### Shai Gilgeous-Alexander

- SEC Freshman of the Week (Jan. 15)
- Bluegrass Sports Commission MVP of Kentucky-Louisville game
- NetScouts International Player of the Week on Jan. 2

### Kevin Knox

- SEC Freshman of the Week (Jan. 29)
- Lute Olson Award Midseason Watch List
- John R. Wooden Award Preseason Top 50
- Naismith Trophy Preseason Watch List
- Oscar Robertson Trophy Preseason Watch List
- Preseason All-SEC First Team (Coaches)
- Preseason All-SEC Second Team (Media)
- Julius Erving Award Preseason Watch List

### Nick Richards

- Kareem Abdul-Jabbar Award Preseason Watch List

### PJ Washington

- Karl Malone Award Preseason Watch List

## Tracking the Cats

### Charges Drawn

- Shai Gilgeous-Alexander - 1
- Wenyen Gabriel - 1
- Quade Green - 1
- Nick Richards - 1

### First Sub

- Wenyen Gabriel - 12
- Sacha Killeya-Jones - 10
- Shai Gilgeous-Alexander - 7
- Quade Green - 3
- Jarred Vanderbilt - 2
- Tai Wynyard - 1

### Shot-Clock Violations

- Forced by Kentucky - 14
- Forced by Opponent - 6

### Traditional 3-Point Plays

- Hamidou Diallo - 8
- Shai Gilgeous-Alexander - 5
- Kevin Knox - 5
- PJ Washington - 5
- Wenyen Gabriel - 2
- Sacha Killeya-Jones - 1

## Clutch Free Throws

### Free-throw totals during a single-digit game with 5:00 to play or OT:

Player	FTs (Pct.)
Sacha Killeya-Jones	2-2 (.1000)
Quade Green	11-12 (.917)
Shai Gilgeous-Alexander	6-8 (.750)
Kevin Knox	15-20 (.750)
PJ Washington	11-24 (.458)
Wenyen Gabriel	3-6 (.333)
Hamidou Diallo	3-11 (.273)
<b>Kentucky</b>	<b>51-83 (.614)</b>

## Knox Scores 34 to Help UK Overcome 17-Point Deficit in Road Win at No. 7 West Virginia

Freshman forward Kevin Knox scored 19 of his season-high 34 points in the second half and Kentucky overcame a 17-point deficit to beat No. 7/7 West Virginia 83-76 on the road in the Big 12/SEC Challenge on Saturday night. Hamidou Diallo added 13 points for Kentucky (16-5), which made all 18 of its free throw attempts after halftime.

Knox offset a strong performance from WVU's Jevon Carter, who finished with 26 points for West Virginia (16-5). James "Beetle" Bolden added 17 points and Sagaba Konate had 13 points and seven blocked shots for the Mountaineers.

UK fell behind 10-3 in the opening minutes, trailed by 15 at halftime and was faced with the unenviable task of overcoming a 17-point deficit with 17 minutes to play. Every time, it was Knox the Cats turned to. He made 11 of 17 field goals, 5 of 8 3-pointers and 7 of 8 free throws, and he did it all while committing just one turnover against West Virginia's vaunted pressure defense.

For every huge shot from beyond the arc, Knox had another physical finish at the rim. When UK was floundering in the opening minutes, Knox delivered a pair of rim-rattling dunks to steady the ship. When the Cats needed to make a run to get back in the game early in the second half, Knox scored 12 points to key a 21-2 spurt, the last two coming on a dunk to give a 58-56 lead.

Then, when West Virginia clawed back to a 74-all tie in the final 90 seconds, it was Knox who drilled the go-ahead 3 to put UK up for good.

It marked the third time in five games that West Virginia has blown a double-digit lead in the second half. It was the third-largest halftime deficit comeback on the road in program history for UK. It also marked Kentucky's largest deficit overcome in a win against an opponent ranked in the top 10 of the Associated Press Poll (17 points) since Mar. 22, 1998, vs. Duke in the NCAA Tournament South Regional finals (18 points).

### NOTABLES:

- Kentucky committed 11 turnovers in the first half. That was the fifth time this year UK committed 11 turnovers in the first half
- UK used a 22-4 stretch over 6:28 to take its largest lead at 62-58 in the second half. Kentucky outscored West Virginia 50-28 in the second half
- Kentucky came all the way back to win from a 17-point deficit for the first time since a 73-67 win over Vanderbilt on Feb. 28, 2017. That game saw the Cats down 19 points in the first half.
- The Wildcats' comeback from a 15-point halftime deficit was the third-largest halftime comeback in school history. UK rallied from a 16-point halftime deficit at LSU on Feb. 15, 1994, for a 99-95 victory in what's known as the Mardi Gras Miracle. The Wildcats also rallied from a 16-point halftime deficit at No. 13 Louisville on Dec. 18, 2004
- It marked just the second time in school history that an unranked Kentucky team has won a nonconference true road game against an opponent ranked in the top 10 of the AP Top 25. Unranked UK defeated North Carolina on the road on Dec. 2, 2000
- West Virginia shot 39.7 percent from the field, the fifth straight game that UK has held the opponent under 40 percent. That's the first time that's happened since late in the 2015-16 season
- UK outrebounded West Virginia 49-34. The Wildcats are 15-1 this season when winning the battle of the boards
- Knox's 34 points are the most by a Wildcat this year and most by a UK player since De'Aaron Fox scored 39 vs. UCLA in the NCAA Tournament last March. It's the most points for a UK player on the road since Malik Monk had 34 points at Ole Miss to begin the SEC season last year
- Wenyen Gabriel had a career-high-tying three blocked shots to go along with six points and nine rebounds
- Nick Richards had nine points and eight rebounds, most of his damage coming in the second half
- Jarred Vanderbilt had a career-high and game-high 11 rebounds in just 11 minutes
- Kentucky is now 2-3 all-time in the SEC/Big 12 Challenge but helped the SEC to the conference's first win in the challenge
- UK made its 16th appearance on ESPN's College GameDay and improved to 6-10 when featured on the weekly show
- The win against West Virginia is just UK's second in its last 13 tries on the road against a top-10 opponent, according to ESPN's Stats and Info.

## Knox Named SEC Freshman of the Week

Kevin Knox had a monster week with two games of 19 or more points, including a career-high and UK season-high 34 points in a road win at No. 7/7 West Virginia on Saturday, en route to being named Southeastern Conference Freshman of the Week on Monday.

Knox averaged a team-high 26.5 points per game over the two victories while shooting a blazing 69.6 percent from the field and 75.0 percent from behind the arc. He also chipped in with an 85.7-percent rate from the free-throw line. Knox hit four or more 3-pointers in both games, including a career-high five in the win against the Mountaineers.

He's the first UK player to score 30 or more points this season and the first since De'Aaron Fox had 39 in a win over UCLA in the Sweet 16 in the 2017 NCAA Tournament. The 34 points are the most for a UK player on the road since Malik Monk had 34 at Ole Miss to open SEC play a season ago. They're also the most by a UK freshman in a non-conference true road game. Knox also contributed 6.5 rebounds a game, the second-best mark on the team. He had six or more snares in both games.

Knox has emerged as Kentucky's leading playmaker, leading the team in scoring (15.5 points per game), 3-pointers (34) and minutes per game (32.5 per game). The Tampa, Florida, native has led the Wildcats in scoring a team-high seven times and has scored in double figures in a team-best 16 games, including six performances of 20 or more points. A 6-foot-9 forward with an ability to play like a guard, Knox is shooting 46.4 percent from the floor and 35.4 percent from 3-point range.

The SEC honor is the first of Knox's career. It's Kentucky's third SEC honor of the season. Hamidou Diallo and Shai Gilgeous-Alexander previously won SEC Freshman of the Week.

## Rally Cats' Comeback Historic

Kentucky's win at No. 7/7 West Virginia on Jan. 27 marked the biggest win for the nation's youngest team this season. How they did it might be even more impressive than the win itself.

UK trailed by as many as 17 in the opening half and was down 15 at the break. All the Wildcats did after intermission was outscore West Virginia 50-28 in the second half en route to one of the biggest comebacks in program history.

- It was the first 17-point or more deficit UK overcame since trailing by 19 vs. Vanderbilt on Feb. 28, 2017
- It was the largest deficit overcome of a top-10 opponent since trailing No. 3 Duke by 18 points on March 22, 1998, vs. Duke in the NCAA Tournament South Regional finals
- Kentucky's comeback from a 15-point halftime deficit was the third-largest halftime comeback in school history. UK rallied from a 16-point halftime deficit at LSU on Feb. 15, 1994, for a 99-95 victory in what's known as the Mardi Gras Miracle. The Wildcats also rallied from a 16-point halftime deficit at No. 13 Louisville on Dec. 18, 2004
- The five biggest halftime comebacks in school history have all been on the road

## Sophomore Wenyen Gabriel Serving as Spark Plug

As the veteran of the youngest team in the country, Wenyen Gabriel has been looked to by his freshman teammates to be a leader. For a player who averaged just 4.6 points and 4.8 rebounds a year ago while playing an average of 17.8 minutes per game, that would be a tough task to handle. But not for Kentucky's super sophomore.

Gabriel is consistently making plays that do not show up on a box score, but statistically he is having an improved season in year two that should not be overlooked. Gabriel through 21 games has already achieved career-high totals in 3-point field goals (20) and steals (18). He's well on his way to surpassing every other category as well.

	MPG	PPG	RPG	FG&	APG	BPG	SPG	3FG%
2016-17	17.8	4.6	4.8	.405	0.7	0.9	0.3	.317
2017-18	22.9	6.5	5.9	.436	0.8	1.2	0.9	.370



## 2017-18 Lead-Deficit Comparison

Opponent	Biggest Lead	Biggest Deficit	Biggest Run	Changes	Ties	Led	Trailed	Result
UTAH VALLEY	14 (2nd)	12 (2nd)	18-0	4	5	20:04	17:08	W, 73-63
VERMONT	14 (2nd)	2 (1st)	10-0	5	2	37:03	1:06	W, 73-69
vs. Kansas	2 (2nd)	11 (1st)	6-0	12	10	4:10	31:00	L, 65-61
ETSU	22 (2nd)	10 (1st)	16-0	3	0	25:10	14:26	W, 78-61
TROY	21 (2nd)	None	8-0	0	2	39:14	0:00	W, 70-62
FORT WAYNE	30 (2nd)	4 (1st)	15-0	8	2	33:16	4:14	W, 86-67
UIC	38 (2nd)	1 (1st)	10-0	2	0	39:30	0:20	W, 107-73
HARVARD	20 (2nd)	None	13-0	0	2	38:59	0:00	W, 79-70
vs. Monmouth	29 (2nd)	1 (1st)	13-0	2	0	39:28	0:18	W, 93-76
VIRGINIA TECH	8 (2nd)	8 (1st)	10-0	11	8	19:43	15:32	W, 93-86
vs. UCLA	8 (1st)	12 (2nd)	13-0	8	3	8:41	28:23	L, 83-75
LOUISVILLE	32 (2nd)	6 (1st)	12-0	4	4	30:44	6:18	W, 90-61
GEORGIA	7 (2nd)	8 (2nd)	8-0	5	4	6:48	28:08	W, 66-61
at LSU	7 (1st)	7 (2nd)	9-0	12	5	25:18	12:04	W, 74-71
at Tennessee	9 (1st)	11 (2nd)	8-0	5	7	19:17	13:58	L, 76-65
TEXAS A&M	6 (1st)	6 (2nd)	7-0	12	14	12:57	21:16	W, 74-73
at Vanderbilt	9 (1st)	4 (1st)	11-0	3	3	32:43	2:17	W, 74-67
at South Carolina	14 (2nd)	9 (1st)	12-0	4	7	19:34	16:14	L, 76-68
FLORIDA	8 (1st)	8 (2nd)	7-0	4	12	14:05	20:42	L, 66-64
MISSISSIPPI STATE	13 (2nd)	6 (1st)	7-0	8	10	24:36	10:29	W, 78-65
at West Virginia	7 (2nd)	17 (2nd)	11-0	6	5	8:16	28:08	W, 83-76
VANDERBILT								
at Missouri								
TENNESSEE								
at Texas A&M								
at Auburn								
ALABAMA								
at Arkansas								
MISSOURI								
OLE MISS								
at Florida								
<b>BIGGEST/MOST</b>	<b>38</b>	<b>17</b>	<b>18-0</b>	<b>12</b>	<b>14</b>	<b>39:30</b>	<b>31:00</b>	
<b>TOTALS</b>						<b>499:36</b>	<b>217:01</b>	

## Cats Passing the Eye Test

The two major polls -- the Associated Press Top 25 and the USA Today Coaches Poll -- are what most people look to when evaluating the quality of a team, but in reality the polls have no bearing on where a team ends up on Selection Sunday.

As a matter of fact, even though the Wildcats moved back into the polls this week after a one-week hiatus -- the first time UK had been out of the rankings since the end of the 2013-14 season -- the true measure that most should be looking at when trying to predict where Kentucky could be seeded in the NCAA Tournament is the RPI. The RPI (the ratings percentage index) is a quantity used to rank a team based upon a team's wins and losses and its strength of schedule. Although it's one of several measures the NCAA selection committee will use on Selection Sunday, it's an important metric -- and one the Wildcats stack up favorably in this season.

Through games on Jan. 27, Kentucky was ranked No. 12 in the NCAA's official RPI. The Wildcats have played the fifth-toughest schedule in the country, according to the RPI, and stack up favorably with a combined 11-5 record vs. teams in quadrants one and two, key indicators of how the selection committee values wins. UK is a perfect 5-0 vs. quadrants three and four.

## Wildcats Welcome Addition of Vanderbilt

Jarred Vanderbilt has been on the roster all season, but his presence in the lineup is expected to feel like a midseason addition with the freshman forward returning from a left foot injury. The injury kept him out of the first 17 games of the season.

Vanderbilt made his debut at South Carolina after suffering the injury in late September. In 14 minutes of action, Vanderbilt looked the part of a player who can make an immediate impact on this team. He posted six points, five rebounds and a team-high three assists -- numbers that don't tell the whole story of just how active he was at both ends of the floor. He made his home debut against Florida where he chipped in four points and six rebounds, then grabbed seven boards in just 11 minutes vs. Mississippi State. He had a game-high 11 boards in just 11 minutes in a road win at No. 7/7 West Virginia.

In recent weeks, head coach John Calipari raved about his presence in practice and mentioned that he didn't remember how physical Vanderbilt being. Equipped with elite ball-handling skills, especially for someone listed as a 6-foot-9 forward, Vanderbilt has the ability to play "point forward" -- and was needed to against South Carolina.

Although the initial plan was -- and still is -- to ease him into games to get him caught up in the offense and because of a lack of conditioning, Vanderbilt was forced to run the point vs. the Gamecocks when the Wildcats' backcourt (already absent Quade Green because of a back injury) got into foul trouble. He played key minutes down the stretch vs. Florida.

It was announced at the end of September that Vanderbilt would be out until at least January after suffering the injury to his left foot. After consulting with his family and medical personnel, Vanderbilt decided to delay surgery and let the injury heal on its own.

Vanderbilt, a 6-foot-9 forward from Houston, was one of the top signees out of the 2017 class. A consensus top-20 prospect, Vanderbilt was ranked as high as the No. 9 overall prospect by 247Sports and the No. 12 overall player by Scout.

## Next Man Up

Even with the return of Jarred Vanderbilt, the Wildcats have already dealt with a season's worth of injuries and are still banged up.

Quade Green missed three games (Vanderbilt, Texas A&M and South Carolina) with a back strain and returned for 17 minutes against Florida. Tai Wynyard has had buzzard's luck when it comes to injuries this season. After missing UK's first exhibition game vs. Thomas More College with a facial injury, Wynyard and more than a month with a back injury.

Jemarl Baker underwent left knee surgery on Oct. 27 and was expected to miss three months from the time of his surgery. He has started to work out recently.

## Time to Start Some New Streaks

A few notable streaks ended for the Wildcats with back-to-back losses to South Carolina and Florida.

With the loss to Florida, Kentucky's 16-game home winning streak came to an end, as did its 30-game streak vs. Southeastern Conference foes at home and its 57-game winning streak vs. unranked opponents in Rupp Arena. The 30-game winning streak vs. conference foes was the fourth-longest such streak in school history and the longest of the John Calipari era.

Back-to-back losses last week also removed Kentucky from both major polls, including the Associated Press Top 25. Kentucky had been a part of 68 consecutive polls prior to falling out of the rankings on Jan. 22. It was the longest such streak under Calipari. UK returned to the polls on Jan. 29 after wins vs. Mississippi State and at West Virginia.

The streak began with the preseason poll prior to the 2014-15 season in which UK was ranked No. 1 for the entire season. Calipari's previous long streak included 61 consecutive polls, beginning with the preseason poll prior to the 2009-10 season and ending with the fourth poll during the 2012-13 season.



# NOTES

## CATS IN THE NBA

At the beginning of the 2017-18 season, 27 former Wildcats were on an opening-day roster, more than any other school in the country. The following listing is as of Jan. 27.

Name	Team
Bam Adebayo	Miami Heat
Eric Bledsoe	Milwaukee Bucks
Devin Booker	Phoenix Suns
Willie Cauley-Stein	Sacramento Kings
DeMarcus Cousins	New Orleans Pelicans
Anthony Davis	New Orleans Pelicans
De'Aaron Fox	Sacramento Kings
Andrew Harrison	Memphis Grizzlies
Dakari Johnson	Oklahoma City Thunder
Enes Kanter	New York Knicks
Michael Kidd-Gilchrist	Charlotte Hornets
Brandon Knight	Phoenix Suns
Skal Labissiere	Sacramento Kings
DeAndre Liggins	New Orleans Pelicans
Trey Lyles	Denver Nuggets
Jodie Meeks	Washington Wizards
Darius Miller	New Orleans Pelicans
Malik Monk	Charlotte Hornets
Jamal Murray	Denver Nuggets
Nerlens Noel	Dallas Mavericks
Patrick Patterson	Oklahoma City Thunder
Alex Poythress	Indiana Pacers
Julius Randle	Los Angeles Lakers
Rajon Rondo	Sacramento Kings
Karl-Anthony Towns	Minnesota Timberwolves
Tyler Ulis	Phoenix Suns
John Wall	Washington Wizards
James Young	Philadelphia 76ers

Several former Wildcats are among the NBA league leaders in the major statistical categories. Stats are through Jan. 27. Former UK players are in **BOLD**.

### Points Per Game

1. James Harden (Rockets) - 31.0
- 5. Anthony Davis (Pelicans) - 26.5**
- 9. DeMarcus Cousins (Pelicans) - 25.2**
- 12. Devin Booker (Suns) - 24.5**

### Rebounds Per Game

1. Andre Drummond (Pistons) 15.2
- 3. DeMarcus Cousins (Pelicans) - 12.9**
- 5. Karl-Anthony Towns (Timberwolves) - 12.2**
- 9. Anthony Davis (Pelicans) - 10.4**
- 11. Enes Kanter (Knicks) - 9.9**

### Assists Per Game

1. Russell Westbrook (Thunder) - 10.0
- 2. John Wall (Wizards) - 9.3**
- 7. Rajon Rondo (Pelicans) - 7.3**

### Steals Per Game

1. Eric Bledsoe (Bucks) - 2.20
- T14. DeMarcus Cousins (Pelicans) - 1.65**

### Blocks Per Game

1. Kristaps Porzingis (Knicks) - 2.33
- 2. Anthony Davis (Pelicans) - 2.12**
- 7. DeMarcus Cousins (Pelicans) - 1.58**
- 8. Karl-Anthony Towns (Timberwolves) - 1.52**

### Field-Goal Percentage

1. Clint Capela (Rockets) - .668
- 4. Enes Kanter (Knicks) - .603**
- 9. Anthony Davis (Pelicans) - .553**
- 11. Julius Randle (Lakers) - .551**
- 18. Karl-Anthony Towns (Timberwolves) - .537**

### Free-Throw Percentage

1. JJ Redick (76ers) - .946
- 3. Jamal Murray (Nuggets) - .926**
- 9. Devin Booker (Suns) - .892**

### 3-Point Field-Goal Percentage

1. Klay Thompson (Warriors) - .452
- T14. Darius Miller (Pelicans) - .428**

### Double-Doubles

- 1. Karl-Anthony Towns (Timberwolves) - 43**
- 2. DeMarcus Cousins (Pelicans) - 38**
- 9. Anthony Davis (Pelicans) - 25**
- T13. Enes Kanter (Knicks) - 20**

## S-E-C! S-E-C! S-E-C!

Kentucky has the unquestionable reputation as the league's gold standard. Since the SEC's inception in 1932-33, the Wildcats have been the most dominant team in the league, recording a 977-273 mark (.782) in regular-season conference play. Only two other teams have won more than 700 regular-season SEC games (Alabama and Tennessee), and no other team has a better winning percentage.

- UK has averaged 11.6 wins and only 3.2 losses per season in 84 seasons in the SEC
- Kentucky has won 48 SEC titles and 30 SEC Tournament championships
- The Wildcats have won 15 of the last 25 SEC Tournament titles
- UK has won at least a share of five of the last eight SEC regular-season championships under head coach John Calipari
- Kentucky has played in the championship game of the SEC Tournament in seven of Calipari's eight seasons following its 2017 title
- The SEC was 11-5 in NCAA Tournament games in 2017 with three teams in the Elite Eight
- Nine SEC schools have recruiting classes that ranked in the top 40 of ESPN's 2017 national rankings. A quarter of all ESPN's top 100 players signed with SEC schools
- Four SEC teams are ranked in the Associated Press Top 25 and one is receiving votes, a testament to the league's strength this season
- Nine SEC teams are in the top 52 of the NCAA's RPI, through games on Jan. 27, and 13 rank in the top 85
- The SEC won the Big 12/SEC Challenge for the first time in the series' history with a 6-4 margin in 2018

## Kentucky Picked to Win 49th SEC Title

A select panel of media voted the Wildcats to once again win the Southeastern Conference championship. Should Kentucky achieve that standard, it would mark the sixth regular-season title under Calipari and the program's 49th overall.

It's the 13th time since the 1998-99 season the Wildcats are the overall preseason favorite. UK was picked to win the title a season ago and did not disappoint. Calipari has directed his teams to regular-season SEC crowns in 2010, 2012, 2015, 2016 and 2017.

Each school selected media members that cover their team and additional media from across the nation were selected by the conference office to comprise the voting panel. Points were compiled on a 14-13-12-11-10-9-8-7-6-5-4-3-2-1 basis. Each media member also voted for two All-SEC teams.

## Freshman Production Better Than Ever

Coach John Calipari's youngest team during his tenure and the youngest among all of college basketball this season is quickly growing up and contributing at an unprecedented rate.

With no other choice than to produce after mass losses from the 2016-17 team, this group of freshmen is being relied upon more than any other freshman class under Calipari. The freshmen are producing 79.6 percent of the minutes, 86.1 percent of the scoring load and 70.2 percent of the rebounding numbers.

The Wildcats' top six scorers are all freshmen and six of the top eight rebounders are first-year players. UK is the only school in the country with six freshmen leading the team in scoring.

Outside of blocks per game, this version of the young Cats leads in every other category in average production from the freshmen. The three teams that are better in blocks per game featured two of the best shot blockers in school history in Anthony Davis and Nerlens Noel. The other squad? The 2010 team featuring John Wall, DeMarcus Cousins and Eric Bledsoe.

Here's a look at UK's freshman production vs. other freshman classes under Calipari:

Year	PPG	RPG	APG	SPG	BPG	Year	PPG	RPG	APG	SPG	BPG
2017-18	66.6	27.6	13.0	4.7	3.6	2012-13	40.3	22.9	5.3	3.6	5.9
2016-17	54.5	20.0	8.2	3.3	3.4	2011-12	41.3	22.2	8.3	3.4	6.3
2015-16	38.6	16.5	5.9	2.7	2.7	2010-11	45.6	15.1	7.4	2.4	2.3
2014-15	33.4	15.2	6.6	2.3	2.8	2009-10	46.3	20.7	10.7	4.7	3.9
2013-14	61.5	26.4	9.6	3.2	2.5						

## Historically Young

It seems like with every John Calipari team youth is the story, but this year's team is on a whole new level.

Zero seniors. Eight freshmen. Nearly 93 percent of last season's scoring and almost 77 percent of the rebounding gone. And the leading returner, Wenyen Gabriel, averaged just 4.6 points and 4.8 rebounds a year ago.

The Wildcats began the season with 0.18 years of experience in the KenPom.com experience rankings. Not only is that the least experience of any team this season, it's the most inexperienced team since KenPom.com began tracking its experience rankings in 2006-07. As the season has progressed, UK now has 0.19 years of experience, through games on Jan. 27.

For another perspective, only Mississippi Valley State (386) and Pittsburgh (648) return fewer minutes from last season than the Wildcats (890), according to a survey sent to all Division I men's basketball schools.

Even for a Calipari-coached team, this team is extremely young. Entering the 2017-18 season, the average age of the Wildcats'

## Measurables

### Top Wing Span

1. Nick Richards - 7'5"
2. PJ Washington - 7'3"
3. Sacha Killeya-Jones - 7'2"
4. Jarred Vanderbilt - 7'1"
- T5. Hamido Diallo - 7'0.25"
- T5. Kevin Knox - 7'0.25"

### Top Reach

1. Nick Richards - 9'2.50"
2. Sacha Killeya-Jones - 9'2"
- T3. Wenyen Gabriel - 9'0"
- T3. Kevin Knox - 9'0"
- T3. Jarred Vanderbilt - 9'0"
- T3. Tai Wynyard - 9'0"

### Maximum Vertical

1. Hamidou Diallo - 44.5"
2. PJ Washington - 43.0"
3. Jarred Vanderbilt - 39.5"
- T4. Wenyen Gabriel - 37.5"
- T4. Kevin Knox - 37.5"

### No-Step Vertical

1. Hamidou Diallo - 36.0"
2. PJ Washington - 35.5"
3. Jarred Vanderbilt - 34.0"
4. Wenyen Gabriel - 32.5"
5. Nick Richards - 32.0"

### Top Hand Width

1. Sacha Killeya-Jones - 11.0"
2. Nick Richards - 10.5"
3. PJ Washington - 10.25"
- T4. Jarred Vanderbilt - 10.0"
- T4. Tai Wynyard - 10.0"

### 3/4 Court Sprint

1. Hamidou Diallo - 3.10
2. Kevin Knox - 3.22
3. Jarred Vanderbilt - 3.28
4. Shai Gilgeous-Alexander - 3.29
5. Wenyen Gabriel - 3.32



roster is just 19.43 years old. In an updated survey, no other team is younger than the Cats after Chattanooga added a player to its roster at the semester.

Although all of Calipari's teams have been young, they've all had some sort of veteran presence. The 2010 team with John Wall and DeMarcus Cousins had Patrick Patterson. The 2012 national title squad featured Darius Miller. The unforgettable 2015 team that flirted with an undefeated season had Willie Cauley-Stein and Alex Poythress.

In another survey, Kentucky's lineup features more underclassmen without a senior on the roster than any other school in the country. The Wildcats are one of just a handful of schools without any seniors on the roster and are tied for the fewest amount of upperclassmen (juniors and seniors) with just two. It's worth noting that those upperclassmen are walk-ons.

## The Cal-Zone?

John Calipari isn't shy in voicing his aversion to zone defenses. The way he explains it, it doesn't hold players personally accountable like man-to-man defense does and it isn't the defense his players will have to play if they are fortunate enough to make it to the NBA.

But, as Calipari has conceded at times this season, he also has a responsibility to win, and the best way to do that with this team given its length may just be to use a zone from time to time.

According to Synergy Sports, UK has played zone defense on 20.9 percent of its defensive possessions this season, by far the most of the Calipari era at Kentucky. The 2013-14 team played zone 5.3 percent of the time, but no other Calipari team featured it more than 3.4 percent of the time.

Calipari is still primarily a man-to-man defensive coach, but the success of the zone has given the Wildcats a change-of-pace defense it can go to at times.

"The issue becomes I have a responsibility to teach these kids how to play pick-and-roll defense, how to stay in front of people, man-to-man," Calipari said after the Utah Valley game. "I mean, from here on there is no more zone. I mean, they're going to have to learn. But I also have a responsibility to win, so I'll play as much as I have to, to win a game. ... Whatever this team needs, I'm going to have to do."

## Tall Order Facing These Cats

John Calipari has said before that you can teach shooting, defense and effort, among other things, but you can't teach height and you can't teach length. This group of Wildcats has both.

The average wingspan of this Kentucky team is just over 6-foot-9. Take out walk-ons Jonny David and Dillon Pulliam and the average wingspan of the scholarship players increases to more than 6-10.

Seven players on the roster have a wingspan of 7 feet or more, making this is a potentially devastating shot-blocking team.

Just in terms of pure height, the Wildcats average better than 6-6 in height. According to kenpom.com, UK's average playing height of 79.0 inches is the fourth tallest in the country. Syracuse, San Jose State, and Duke are the only teams taller than the Cats. The Orange lead the country at 79.9.

## No Fly Zone Behind the 3-Point Line

With all that Kentucky length, especially when the Wildcats go to the 2-3 zone, it's been difficult for opponents to get a clear look from behind the 3-point line.

Kentucky is holding opponents to just 28.5 percent from behind the arc, easily first in the Southeastern Conference and fourth overall in the country, through games on Jan. 27.

Historically it ranks as the second-best mark in school history, behind only the historic 2014-15 team's 27.1-percent record. As a matter of fact, since the 3-point line was adopted during for the 1986-87 season, only the 2014-15 team held its opponents to less than 30 percent from long range.

Kentucky's perimeter defense has been especially sharp of late, limiting opponents to just 58 of 244 (23.8 percent) from the 3-point line over the last 10 games.

## Gilgeous-Alexander's Play Forces Him into Starting Lineup

Originally filling in as the starter at point guard after a back strain that sidelined Quade Green for three games, Shai Gilgeous-Alexander has played so well of late that the super sub couldn't be put back on the bench.

In Gilgeous-Alexander's last six games as a starter, he's averaging 12.7 points, 4.7 assists and 4.5 rebounds in 34.7 minutes of action. In the road win at Vanderbilt, he scored a game-high 22 points, while also dishing out six assists. He scored or assisted on 13 of UK's 23 made field goals.

Whether he's serving as the man running the show or the energy guy off the bench that he was for most of the nonconference season, he's changing the game in a multitude of ways. First, there's the defense. Gilgeous-Alexander is averaging 1.7 steals per game. Under Calipari, John Wall's 1.8 steals and 66 for the season are the most of any player. Gilgeous-Alexander currently is third among all Southeastern Conference players with 36 steals (through games on Jan. 27).

But what has really taken Gilgeous-Alexander's game to another level in recent games is his poise and consistency on the offensive end.

The Canadian was Kentucky's best player during five critical wins vs. Louisville, Georgia, at LSU, Texas A&M and at Vanderbilt. He averaged a team-best 20.2 points per game during those victories, including back-to-back games of 20 points or more vs. Louisville and Georgia and another at Vanderbilt.

The back-to-back games of 20 points or more vs. Louisville and Georgia marked the first time a player has scored 20 or more points off the bench since Deron Feldhaus turned the trick Jan. 21 and 25, 1992. Gilgeous-Alexander nearly made it three in a row with 18 points in Baton Rouge, Louisiana, in the Wildcats' first road victory of the season.

And Gilgeous-Alexander is far from a score-first point guard. He's proven to be an adept passer, leading the team in assists with a 4.4 average, ranked fifth in the SEC. He's led the team in assists in a team-best 13 games.

Said Calipari after the back-to-back 20-point performances vs. Louisville and Georgia: "He's our best player. The greatest thing about him, he's coming off the bench and not saying anything. Doesn't worry about his shots or anything. He's just playing."

## UK's Record vs. AP Ranked Opponents and as an AP Ranked Opponent Under Coach Cal

Kentucky (RK)	Opponent Rank																									RV	NR	TOTAL
	1	2	3	4	5	6	7	8	9	10	11	12	13	14	15	16	17	18	19	20	21	22	23	24	25			
1	-	0-1	0-1	1-0	2-0	2-0	-	2-0	1-0	-	0-1	-	-	-	2-0	1-0	1-0	-	1-0	3-0	1-0	-	-	-	-	6-2	46-2	69-7
2	-	-	-	-	1-0	0-1	-	-	-	-	-	1-0	1-0	-	1-0	1-0	-	0-1	-	-	-	-	-	-	-	4-0	22-0	31-2
3	-	-	-	-	-	-	-	-	0-1	-	-	1-0	-	-	-	-	-	-	-	0-1	-	-	-	-	-	1-0	17-0	19-2
4	-	0-1	-	1-0	-	-	-	-	-	-	-	-	-	1-0	-	-	-	-	-	-	-	-	-	-	1-0	1-0	6-2	10-3
5	-	-	-	-	-	-	-	-	-	-	1-0	-	-	-	-	-	-	-	-	-	-	-	-	-	1-0	-	8-0	10-0
6	-	-	-	-	0-1	-	1-0	1-0	-	0-1	-	-	-	-	-	-	-	-	1-0	-	-	-	-	-	-	1-0	6-0	10-2
7	-	-	-	0-1	-	-	-	-	-	-	-	-	-	-	-	-	-	-	-	-	-	-	-	-	-	-	2-1	2-2
8	-	-	-	-	-	-	-	-	-	-	-	-	1-0	-	-	-	-	-	-	-	-	-	-	-	0-1	2-3	11-0	14-4
9	-	-	-	-	-	-	-	-	-	-	-	-	-	-	-	-	-	-	-	-	-	-	-	-	-	-	3-1	3-1
10	-	-	-	-	-	-	-	-	-	-	-	-	0-1	-	-	-	-	-	-	-	-	-	-	-	-	0-3	4-1	4-5
11	1-0	-	-	-	-	-	1-0	-	0-1	-	-	-	1-0	-	-	-	0-1	-	-	-	-	2-0	-	-	-	-	6-1	11-3
12	-	-	-	-	-	-	-	-	-	-	-	-	-	-	-	1-0	-	-	-	-	-	-	-	-	-	1-0	1-1	3-1
13	-	-	-	-	-	-	-	-	-	-	-	-	-	-	-	-	-	-	-	-	-	-	-	-	-	-	6-1	6-1
14	-	-	0-1	-	-	-	-	-	-	-	-	-	-	-	-	-	-	-	-	-	-	-	-	-	-	1-1	7-1	8-3
15	-	-	-	-	-	-	-	-	-	-	-	1-0	-	-	-	-	-	-	-	-	-	-	-	-	-	1-0	3-0	5-0
16	-	-	-	-	-	-	-	-	-	-	-	-	-	-	-	1-0	-	-	-	-	-	-	-	-	-	1-0	4-1	6-1
17	-	-	-	-	-	-	-	-	-	-	-	-	-	-	-	-	-	-	-	-	-	-	1-1	-	-	-	3-2	4-3
18	-	-	-	-	-	-	-	-	-	-	-	-	-	-	-	-	-	-	-	-	-	-	0-1	-	-	1-1	4-2	5-3
19	-	-	-	1-0	-	-	-	-	-	-	-	-	-	-	-	-	-	-	-	-	-	-	-	-	-	-	1-0	2-0
20	-	-	-	0-1	-	-	-	-	-	-	-	-	-	-	-	-	-	-	-	-	1-0	-	-	-	-	-	3-1	4-2
21	-	-	-	-	-	-	-	-	-	-	-	-	-	-	-	-	-	-	-	-	-	-	-	-	-	1-0	1-0	2-0
22	-	-	-	-	-	-	-	-	-	-	-	-	1-0	-	-	-	-	-	-	-	-	-	-	-	-	1-0	5-1	7-1
23	-	-	-	-	-	-	-	-	-	-	-	-	-	-	-	-	-	-	-	-	-	-	-	-	-	-	2-0	2-0
24	-	-	-	-	-	-	-	-	-	-	-	-	-	-	-	-	-	-	-	-	-	-	-	-	-	-	-	-
25	0-1	-	-	-	-	-	0-1	-	-	-	-	-	-	-	-	-	-	-	-	-	-	-	-	-	-	-	1-1	1-3
RV	0-1	1-0	-	-	1-0	-	2-0	-	-	-	-	1-0	-	-	-	-	0-1	-	-	-	-	-	-	-	-	-	3-0	8-2
NR	-	-	-	0-1	-	-	-	-	-	-	1-0	-	-	-	-	1-0	-	-	-	-	-	-	-	-	-	-	-	3-1
TOTAL	1-2	1-2	0-2	3-3	4-1	2-1	4-1	3-0	1-2	1-1	1-1	4-0	4-0	1-1	1-0	4-0	3-0	1-2	1-1	1-1	4-0	3-0	1-2	1-1	1-0	-	Total	248-52
																											Total	51-24



# NOTES

## Weight Went Down, Numbers Went Up for Washington

It started with losing 15 pounds in the two weeks leading up to the Monmouth game (thanks to grueling treadmill sessions before practice each day). Then the numbers started to go up. And now the leadership has followed.

PJ Washington has emerged as a leader for this Kentucky team, according to head coach John Calipari. As he's played well recently, so have the Wildcats.

"PJ is not even the same player he was a month and a half ago, would you say?" John Calipari said after the home win over Texas A&M. "He's not even the same player."

Numbers wise, he certainly isn't. Since shedding the weight and growing more comfortable in his role in the offense, Washington has averaged 12.3 points and 1.3 blocks over the last 13 games. He averaged 8.4 points and 0.9 blocks in the previous eight.

Washington's value was probably best represented in the loss at Tennessee. In the first half, Washington was dominant with 11 points and three steals. As a result, UK ran out to a 37-29 lead at halftime. In the second half, however, Washington's legs cramped up and he missed most of the second half. The Wildcats had no answer without him and were outscored by 19 after halftime, the biggest second-half margin of defeat in the Calipari era.

"Can you see how bad we were missing him at Tennessee in the second half?" Calipari said after Washington made key buckets down the stretch in a one-point win over Texas A&M. "Had no chance of winning the game without him on the floor at least 15 minutes. No chance."

Calipari called Washington the toughest player on the team following the victory vs. the Aggies and is counting on him to take the leadership reins of the team. He scored a career-high 22 points in the win vs. Mississippi State.

"I just asked him, he has to take the leadership of this team," Calipari said. "He has to do it now. He's the toughest guy. If a guy is not doing what he has to, you have the ability and the right now to tell him."

## Schedule Presented Early Lessons

Kentucky certainly didn't ease into its 2017-18 schedule. The Wildcats opened the season with three games in five days, including a matchup vs. Kansas in Chicago for the State Farm Champions Classic. UK played three more over a six-day stretch and six total games in 13 days. All told, the Wildcats played seven games in 17 days to start the season.

After that busy stretch, Kentucky played just five games in 33 days, concluding with Louisville. That gave the Wildcats considerably more time between games, an important development for a team that wasn't able to get on the practice court all that much early in the season to fix any problems and improve. Part of that period took place while classes were out of session, allowing for John Calipari to institute what he calls "Camp Cal."

During that time period when there are no restrictions on practice hours and the Wildcats are free of any academic responsibilities, the Wildcats often practice two times a day and sometimes even three if one includes a workout session with strength and conditioning coach Rob Harris. The team basically eats, sleeps and drinks basketball during that time of the season, and it's often when Calipari's teams improve the most.

Now in the middle of the conference season, the Wildcats play two games a week for the rest of the season.

## Wildcats Nonconference Schedule Ranks No. 7 in Country

Kentucky's young team was put to the test early and often with another formidable nonconference schedule. Following its come-from-behind win at No. 7 West Virginia, UK's nonconference schedule ranks No. 7 overall in the country.

Twelve of UK's 13 nonconference opponents made a postseason tournament in 2017, including eight who made the NCAA Tournament. Three of those advanced to the Sweet 16 or better.

Five nonconference teams finished the 2016-17 season with an RPI in the top 50 and four ended the season in both the Associated Press Top 25 and USA Today Coaches Poll. All told, Kentucky's 2017-18 nonconference opponents combined for a record of 314-134 in 2016-17, a .701 winning percentage.

Kentucky's nonconference schedule saw the Wildcats play in premier venues such as the United Center in Chicago (vs. Kansas) and Madison Square Garden in New York (vs. Monmouth), took them to a Big Blue Nation favorite in New Orleans (vs. UCLA), and featured a difficult trip to Morgantown, West Virginia, to play the West Virginia Mountaineers in January.

And that doesn't even include an arduous league schedule in what is a much-improved Southeastern Conference.

A quarter of ESPN's top-100 recruits in the 2017 class signed to play in the SEC. The league is coming off a season in which its teams combined to go 11-5 in the NCAA Tournament and had three teams advance to the Elite Eight.

Seven UK opponents entered the 2017-18 season ranked in one or both of the major polls, including three top-10 opponents.

## Always Efficient

According to Ken Pomeroy's calculations on kenpom.com, UK's teams under John Calipari have consistently ranked among the most efficient teams in the country per possession.

Year	Offense (Rank)	Defense (Rank)	Overall
2018	113.6 (41)	95.0 (26)	25th
2017	119.1 (12)	91.4 (7)	4th
2016	120.4 (5)	98.0 (53)	6th
2015	119.3 (5)	86.5 (2)	1st
2014	117.6 (10)	96.9 (41)	11th
2013	108.8 (42)	99.1 (129)	42nd
2012	122.9 (2)	88.2 (9)	1st

2011	118.1 (7)	90.4 (15)	6th
2010	116.1 (15)	86.2 (6)	3rd

numbers through Jan. 27

## Three is Better Than Two

Kentucky and UNLV went back and forth all season long last year for the claim of having the longest active streak of consecutive games with a made 3-pointer. Fittingly, both schools reached a historic milestone -- 1,000 straight games -- within a few hours of each other.

UK just beat out the Runnin' Rebels by mere hours, becoming the first school ever to hit a 3-pointer in 1,000 straight games with a trey at Alabama on Feb. 11, 2017. Malik Monk, UK's leader in 3-point field goals last season, got the Wildcats to 1,000 straight games with a 3-pointer from the right wing with 15:26 to go in the first half. UNLV would match it later in the day.

Kentucky passed UNLV for the nation's longest active streak of consecutive games with a made 3-pointer in its final game of 2015-16. UK has now knocked down at least one 3-pointer in 1,034 consecutive games. UNLV has hit one in 1,027 straight, through games on Jan. 27.

The Cats' last game without a made 3-pointer came against Seton Hall on Nov. 26, 1988 a "three-point" loss in the Great Alaska Shootout. The streak began on Nov. 28, 1998, in an 89-71 win vs. California. The Wildcats' record during the 1,034-game streak is 799-235.

## Knowing When to Shoot the 3 is Important, Too

Kentucky is currently taking the fewest number of 3-point shots in the John Calipari era but until back-to-back poor nights was shooting it at one of the most efficient rates in Calipari's nine seasons.

As of games played on Jan. 27, Kentucky is attempting a 3-point shot on just 25.1 percent of its total field-goal attempts, far and away the lowest of the Calipari era. As a matter of fact, that's ranked 346th out of 351 teams in the country, according to KenPom.com.

Prior to back-to-back nights where the Cats shot 9.1 percent (South Carolina) and 23.5 percent (Florida), UK was having success when it was shooting 3-pointers. Before those two games, UK was shooting it at a 36.2-percent rate. UK is now shooting it with a 35.0-percent clip, the fourth-best mark under Calipari.

UK's program record low for percentage of 3-point attempts is 13.7 percent in 1987-88, just the second year of existence for the 3-point shot. Only one other team (1988-89) had a rate less than 20 percent at 16.9 percent.

Kentucky's current rate is the lowest since Kentucky attempted a 3-pointer on 27.2 percent of its attempts during the 1995-96 season. That same team holds the program record for the best 3-point field-goal percent with a 39.7 rate.

Here's a look at UK's percentages of 3-point attempts and 3-point field-goal percentages in the Calipari era:

Year	Pct. of FG Attempts that were 3-pointers	3-Point FG Pct.
2009-10:	.313	.331 (lowest)
2010-11:	.324 (highest)	.397 (highest)
2011-12:	.265	.378
2012-13:	.293	.346
2013-14:	.276	.332
2014-15:	.271	.349
2015-16:	.310	.366
2016-17:	.316	.353
2017-18:	.251 (lowest)	.350

## Cats Deliver the Knockout Punch

UK is 224-5 (.978) in the John Calipari era when leading by at least 10 points at any time in the contest.

When Kentucky failed to put away South Carolina on Jan. 16 after leading by as many as 14 points in the second half, it was the first time the Wildcats let a double-digit lead wind up in a loss since losing two such games in the 2015-16 campaign.

Kentucky also blew two double-digit leads during the 2012-13 season. Four of the five losses have been to conference opponents.

Perhaps most impressive of all is that 70.9 percent of games Calipari has coached in at Kentucky have produced 10-point leads at some point during the game for UK. The Wildcats have led by 10 points or more in a whopping 84.5 percent of Calipari's 265 career wins at Kentucky.

## Big-Game Cal, Cats

John Calipari's teams aren't just good against the best teams in the country, they're great. Not only does Kentucky have a 51-24 record (.680) vs. Associated Press Top 25 teams, UK is 5-3 when both teams are ranked in the AP top five under Calipari.

All-time, Calipari is 11-7 when both teams are ranked in the AP top five. When both teams are ranked in the AP Top 25, Calipari's all-time record is 75-48, including a 44-20 mark at Kentucky. When both are ranked in the top 10 he has a 24-15 record, including 13-8 at UK.

## Taking Care of Business

Kentucky's 51-24 record vs. opponents ranked in the Associated Press Top 25 in John Calipari's tenure is impressive, but the Wildcats' ability to beat all-comers can't be overlooked. Under Calipari, UK is 214-34 vs. unranked competition, an .863 winning percentage.

UK has three losses to unranked opponents this season. It's the first time UK has had multiple losses to unranked teams since the 2015-16 season.





## Points Per Possession

Game	Off. PPP	Def. PPP
UTAH VALLEY	1.03	0.89
VERMONT	1.09	1.03
vs. Kansas	0.87	0.93
ETSU	1.07	0.84
TROY	0.99	0.87
FORT WAYNE	1.23	0.96
UIC	1.32	0.90
HARVARD	1.08	0.96
vs. Monmouth	1.19	0.97
VIRGINIA TECH	1.22	1.13
vs. UCLA	1.04	1.15
LOUISVILLE	1.22	0.82
GEORGIA	0.97	0.90
at LSU	1.04	1.00
at Tennessee	0.97	1.13
TEXAS A&M	1.14	1.12
at Vanderbilt	1.17	1.06
at South Carolina	0.91	1.01
FLORIDA	0.90	0.93
MISSISSIPPI STATE	1.08	0.90
at West Virginia	1.26	1.15
VANDERBILT		
at Missouri		
TENNESSEE		
at Texas A&M		
at Auburn		
ALABAMA		
at Arkansas		
MISSOURI		
OLE MISS		
at Florida		

## Overall

Kentucky offensive high - 1.32 vs. UIC

Kentucky offensive low - 0.87 vs. Kansas

Kentucky SEC offensive high - 1.17 at Vanderbilt

Kentucky SEC offensive low - 0.90 vs. Florida

Kentucky postseason high -

Kentucky postseason low -

Opponent offensive high - 1.15 vs. UCLA, at West Virginia

Opponent offensive low - 0.82 vs. Louisville

Opponent SEC offensive high - 1.12 vs. Texas A&M

Opponent SEC offensive low - 0.90 vs. Georgia, Mississippi St.

Opponent postseason high -

Opponent postseason low -

## Bounce Back

The Wildcats don't lose very often during the John Calipari era, but when they do, they almost always bounce back.

UK improved to 42-9 under Calipari following a loss after its victory over Mississippi State on Tuesday. The victory came after a rare set of back-to-back losses at South Carolina and Florida, the first consecutive losses since falling to Tennessee and Kansas in 2016-17.

The Wildcats have only lost back-to-back games nine times during the Calipari era and they've never lost three in a row with Calipari on the sidelines. The last time UK lost three games in a row was in February 2009, when the Wildcats dropped four straight games to end the regular season.

Kentucky's average margin of victory following consecutive losses under Calipari is 14.7 points.

## Hold Them to 55 Points and 40 Percent from the Field

Defense has always been a recipe for success for the Wildcats under John Calipari. The special ingredient: 55 points. UK is a perfect 63-0 under Calipari when holding the opponent to 55 points or fewer. The Wildcats are 150-5 under Calipari when limiting the opponent to 63 points or less.

Kentucky has also fared well when it keeps its opponents to a 40-percent clip or lower from the floor. UK is 162-13 against opponents under Calipari when its field-goal percentage is 40 percent or lower. UK is 10-3 in such games this season and has held each of its last five opponents to 39.7 percent or lower. That's the longest such streak for the Wildcats since UK had six such games from Feb. 6, 2016 to Feb. 23, 2016.

## Best in the Bluegrass

Kentucky has been dominant against teams in the state under John Calipari. UK is 16-2 against in-state foes with Calipari at the helm.

The mark also includes an 9-2 mark vs. Louisville. Two of the victories over the Cardinals came in postseason play. UK had its four-game winning streak snapped in 2016-17 but has won all five meetings played in Rupp Arena, including a 29-point blowout this season, the third-biggest margin of victory in the history of the series. Louisville's two wins have come by a combined six points.

Here's a list of the meetings between the state's two premier programs since Cal took over at UK:

- Jan. 2, 2010 - UK won 71-62 at Rupp Arena
- Dec. 31, 2010 - UK won 78-63 at KFC YUM! Center
- Dec. 31, 2011 - UK won 69-62 at Rupp Arena
- March 31, 2012 - UK won 69-61 at the Superdome (NCAA Final Four in New Orleans)
- Dec. 29, 2012 - Louisville won 80-77 at KFC YUM! Center
- Dec. 28, 2013 - UK won 73-66 at Rupp Arena
- March 28, 2014 - UK won 74-69 at Lucas Oil Stadium (NCAA Sweet 16 in Indianapolis)
- Dec. 27, 2014 - UK won 58-50 at KFC YUM! Center
- Dec. 26, 2015 - UK won 75-73 at Rupp Arena
- Dec. 21, 2016 - Louisville won 73-70 at KFC YUM! Center
- Dec. 29, 2017 - UK won 90-61 at Rupp Arena

## Recruit and Reload

With everything the Wildcats lost last season to the professional ranks and graduation, UK reloaded with a historic recruiting class.

The Recruiting Services Consensus Index, which tallies major recruiting rankings and plugs them into a formula to calculate a consensus ranking, not only rated UK's 2017 class the best of the season – it measures this group as the best ever.

With 582 points in its recruiting calculations, this 2017 Kentucky group beat out another Wildcat class – the 2013 haul – to claim the title as the best recruiting class ever. That 2013 group had 557 points and consisted of Julius Randle, Andrew Harrison, Aaron Harrison, Dakari Johnson, James Young, Marcus Lee and Derek Willis. The RSCI rankings began in 1998.

The 2017 class consists of Kevin Knox (No. 10), Jarred Vanderbilt (No. 13), PJ Washington (No. 14), Nick Richards (No. 18), Quade Green (No. 23), Shai Gilgeous-Alexander (No. 30), Hamidou Diallo (No. 46) and Jemarl Baker (No. 72).

The RSCI includes individual player rankings from all of the major recruiting services, which this season featured Rivals, Scout, 247Sports and longtime recruiting analyst Van Coleman. The RSCI formula uses each of those services' rankings (only the top 100) players to assign a point value to each recruit. Using the point totals for all the five major services, it then adds the totals for all players in a class for the team's final score.

If all five RSCI sources had counted Diallo with the 2017 class, the Wildcats' score would have been closer to 630, according to the site.

UK has ranked No. 1 in the RSCI in seven of Calipari's nine classes at Kentucky.

## Keep a Watchful Eye on the Cats

Stocked full of some of the nation's top talent, a handful of Wildcats are on a number of national preseason watch lists:

- Hamidou Diallo - Naismith Trophy, Oscar Robertson Trophy, John R. Wooden Award, Jerry West Award
- Kevin Knox - Naismith Trophy, Oscar Robertson Trophy, John R. Wooden Award, Julius Erving Award, Lute Olson Award Midseason
- Nick Richards - Kareem Abdul-Jabbar Award
- PJ Washington - Karl Malone Award

## UK Starts Season in Top Five

Despite losing nearly 93 percent of its scoring and almost 77 percent of its rebounding from a season ago, Kentucky began the season in the top five of both major polls. The Wildcats were No. 4 in the USA Today Coaches Poll and No. 5 in the Associated Press Top 25 to start the year.

It's the ninth consecutive season under head coach John Calipari that Kentucky began the season ranked among the top 25 teams in the country in both polls. As a matter of fact, the Wildcats have been ranked in the preseason top five in both polls in eight of Calipari's nine seasons, including seven straight.

## Two Wildcats Selected to Preseason All-SEC Teams

Two players were selected to the preseason All-SEC squads. Freshman Hamidou Diallo was picked to the first team by the league's media and the second team by the coaches, while classmate Kevin Knox was tabbed to the second team by the media and the first team by the head coaches.

Conference play opens Dec. 30 and the 2018 SEC Tournament is set to begin March 7 at the Scottrade Center in St. Louis.



# NOTES

## A Winning Institution

Both the UK men's and women's basketball teams posted an eighth straight 20-win season in 2016-17. Kentucky is one of just three institutions (Duke and BYU) in the NCAA that have seen both their men's and women's basketball programs tally 20 or more wins in each of the last eight seasons.

With UK women's basketball coach Matthew Mitchell earning his 250th win on Jan. 11, Kentucky is one of 12 schools with both their men's and women's head coaches having registered at least 250 wins at that school. They join Baylor, BYU, Duke, Florida State, Middle Tennessee State, North Carolina, Notre Dame, Purdue, Saint Joseph's, Syracuse and Villanova.

## International Cats

The Wildcats were well represented in international basketball this summer.

Hamidou Diallo, PJ Washington, Tai Wynyard and John Calipari all were part of the 2017 FIBA World Cup in Cairo. Sacha Killeya-Jones and Brad Calipari also traveled abroad this summer to play basketball.

Diallo and Washington, coached by John Calipari, captured a bronze medal for Team USA, while Wynyard was the star for the New Zealand Junior Tall Blacks.

Washington led Team USA in scoring at 12.9 points per game and added 5.1 rebounds and 2.2 assists. Diallo contributed 10.9 points, 3.9 rebounds, 2.3 assists and 1.1 steals per game. Wynyard led the Junior Tall Blacks in scoring at 14.3 points per game and rebounding with 9.3 boards per outing.

Kevin Knox made the final 16 cuts for Team USA before the roster was trimmed to 12, but he pulled his name from contention after suffering a minor hamstring injury. Shai Gilgeous-Alexander declined an invite to join the Canadian national team for its training camp.

Meanwhile, Killeya-Jones attended Great Britain's national training camp in August to compete for a spot on Great Britain's FIBA EuroBasket 2017 team, while Brad Calipari went on an international basketball trip with Global Sports Academy to Croatia. He averaged 14.3 points, 6.5 assists and 3.3 rebounds in four games.

## Calipari Inks Three for 2018 During Fall Signing Period

In what's become somewhat of a fall tradition in college basketball and a celebration of riches in the Big Blue Nation, the Kentucky men's basketball team has begun building one of the strongest recruiting classes in the country, signing three of the nation's top players during the early fall signing period. Highly rated prospects Tyler Herro, Keldon Johnson and Immanuel Quickley have all inked national letters of intent with UK.

All three players are consensus four- or five-star prospects and all are ranked in the top 50 by the major national recruiting services. Although it's still early in the recruiting process with a number of dominoes still to fall, national analysts once again believe UK's class will be one of the top hauls for 2018.

In every season in the John Calipari era, the Wildcats have signed a top-three recruiting class according to the Recruiting Services Consensus Index, which tallies major recruiting rankings and plugs them into a formula to calculate a consensus ranking.

- Tyler Herro - At 6-foot-5, Herro has length, and now listed at 195 pounds by 247Sports, he's quickly adding muscle to his frame. The shooting guard out of Whitnall High School in Greenfield, Wisconsin, averaged 23.9 points and shot 39 percent from 3-point range in his junior season in high school. The top-ranked player out of Wisconsin, Herro is considered one of the top shooting guards in the 2018 class. A consensus four-star recruit, Herro is ranked as high as No. 27 in ESPN's rankings, No. 38 by Rivals and No. 40 by 247Sports. Herro was one of 54 players selected for the USA Basketball Junior National Team minicamp in October. He also averaged 14.8 points, 5.9 rebounds and 3.1 assists per game on the Nike circuit this past summer, shooting 36 percent from 3-point range

- Keldon Johnson - A 6-6 shooting guard out of Oak Hill Academy in Mouth of Wilson, Virginia, Johnson is a consensus five-star player and one of the best in the class of 2018. A native of South Hill, Virginia, he previously played for Huntington Prep in Huntington, West Virginia, before transferring to Oak Hill for the 2017-18 season. Johnson is ranked as high as the No. 7 overall prospect by ESPN, including third at his position. 247Sports ranks him as the nation's No. 11 overall player, while Rivals has him at No. 18. He led his Boo Williams (Va.) AAU team to the semifinals of the Peach Jam after averaging 20.7 points, 8.5 rebounds and 3.1 assists during the Nike regular season. Johnson took home MVP honors at the NBPA Top 100 Camp in June. Like Herro, Johnson was one of 54 players selected for the USA Basketball Junior National Team minicamp in October

- Immanuel Quickley - A 6-4 guard out of the John Carroll School in Bel Air, Maryland, Quickley is a consensus five-star prospect. Considered a consensus top-three player at his position, he's ranked as high as No. 10 by Rivals, No. 12 by ESPN and No. 13 by 247Sports. In his junior season at John Carroll, Quickley averaged 23.7 points and 7.2 assists. He scored 30 or more in five games, 20 or more in 14 games and finished with eight double-doubles. He also averaged 25.7 points, 4.7 rebounds and shot 42.1 percent from 3-point range in the Adidas Summer Championships in July. Quickley was a member of the 2017 USA Men's U19 World Cup Team that competed in Cairo. Playing under Calipari, Quickley averaged 6.7 points and 2.4 assists in 18.3 minutes per game. He was named the Baltimore Sun Metro Player of the Year in 2016

## Johnson, Quickley Selected for McDonald's All American Game

The Kentucky men's basketball team's 2018 recruiting class will be well represented during the 2018 McDonald's All American Game in March with the selections of Keldon Johnson and Immanuel Quickley.

Joining an elite list that features some of the greatest players to play for Kentucky, incoming Wildcats Johnson and Quickley were selected to participate in the 41st annual McDonald's All American Game on March 28 in Philips Arena in Atlanta. The game will tip off at 7 p.m. ET and air on ESPN.

With the selections of Johnson and Quickley, UK has signed 32 players during the John Calipari era who have been named to the prestigious high school event, more than any other school in the country during that time period. Multiple players from each signing class have been tabbed McDonald's All Americans during the Calipari era, including five in the 2013 and 2017 classes.

Kentucky has signed 64 McDonald's All Americans since the team began in 1977, including current Wildcats Sacha Killeya-Jones (2016), Quade Green, (2017), Kevin Knox (2017), Nick Richards (2017), Jarred Vanderbilt (2017) and PJ Washington (2017).

## UK Tops Nation with 27 Players on NBA Opening-Day Rosters

Kentucky's unprecedented success with helping players reach the NBA has surpassed a new level of extreme. At the start of the 2017-18 NBA season, a whopping 27 players on NBA opening-day rosters played and finished their college basketball careers at the University of Kentucky, the nation's most prolific NBA player-producing program in the country. UK's 27 players are once again far and away the most of any college basketball program. Duke was second with 20 former players and North Carolina and Kansas each have 16 on opening-day rosters.

Of the 489 players in the NBA to start the 2017-18 season, more than 5.5 percent played and finished their college basketball careers at UK. Seven NBA teams feature multiple Wildcats.

All told, UK's 27 players represented on 15 of the league's 30 teams. Of the 27 Wildcats on an opening-day NBA roster, head coach John Calipari has coached 25 of them. With Tyreke Evans (Memphis Grizzlies) and Derrick Rose (Cleveland Cavaliers), who played for Calipari at Memphis, Calipari has coached 27 players on 2017-18 opening-day rosters, the most of any coach.

The Wildcats also have a handful of players on the doorstep of the league in the NBA G-League, including Aaron Harrison, Mychal Mulder, Marquis Teague, Derek Willis and James Young, and several others playing professionally internationally.

Kentucky has experienced unprecedented success at putting players in the NBA under Calipari. In the eight seasons of the Calipari era, 31 players have been selected in the NBA Draft, more than any other school. Included in the recent run are 24 first-round picks, three No. 1 overall selections (Anthony Davis, Karl-Anthony Towns and John Wall), seven top-five picks and 17 lottery selections.

Using figures compiled by basketball-reference.com and spotrac.com, Calipari-coached players only (which includes Rose and Evans but not Jodie Meeks or Rajon Rondo) have amassed nearly \$1.5 billion in career NBA contracts (\$1.455 billion). In the eight seasons Calipari has been the head coach at Kentucky, his players have totaled more than \$1.09 billion in NBA contracts.

In just the 2017-18 season alone, UK players are slated to make more than \$178 million. Calipari-coached players only (which includes Rose and Evans but not Meeks or Rondo) will make more than \$177 million.

UK's growing NBA contingent is already off to a fast start to the 2017-18 season:

## 2017-18 Lineup Comparison

A breakdown of Kentucky's most used lineups, including a breakdown of each lineup's +/- statistics:

Most Frequent Lineups	Total Minutes	Points For	Points Against	+/-	+/- per 40 min.
Diallo, Richards, Knox, Washington, Green	82:17	169	161	+8	+3.89
Diallo, Richards, Knox, Gilgeous-Alexander, Washington	71:57	136	142	-6	-3.34
Diallo, Knox, Gilgeous-Alexander, Washington, Gabriel	59:13	126	108	+18	+12.16
Diallo, Knox, Gilgeous-Alexander, Washington, Killeya-Jones	42:48	69	69	+0	+0.00
Diallo, Richards, Knox, Gilgeous-Alexander, Gabriel	41:12	87	58	+29	+28.16
Diallo, Knox, Gilgeous-Alexander, Gabriel, Killeya-Jones	39:08	86	55	+31	+31.69
Knox, Gilgeous-Alexander, Washington, Gabriel, Green	36:18	72	69	+3	+3.31
Knox, Gilgeous-Alexander, Gabriel, Green, Killeya-Jones	35:28	52	65	-13	-14.66
Richards, Knox, Gilgeous-Alexander, Washington, Green	33:58	55	60	-5	-5.89
Diallo, Gilgeous-Alexander, Washington, Gabriel, Killeya-Jones	26:51	53	31	+22	+32.77



- According to Basketball Reference, Davis is the only player since 1983-84 to post 95-plus points and 50-plus rebounds in the first three games of a season
- DeMarcus Cousins returned to Sacramento, his former team, for the first time by recording 41 points, 23 rebounds and six assists. It was the first time a player scored at least 40 points, grabbed at least 20 rebounds and dished out at least five assists since Chris Webber did it on Jan. 5, 2001. According to NBA.com/stats, he was the first player with at least 40 points, at least 20 rebounds and at least six assists on 50-percent shooting since Bob McAdoo did it on Jan. 15, 1976
- Malik Monk became the first Charlotte rookie to score 25 or more points in a game since Michael Kidd-Gilchrist in December of 2012 when he netted 25 on Nov. 1
- In November, Devin Booker became the fourth-youngest player in league history to reach 3,000 points behind LeBron James, Kevin Durant and Carmelo Anthony
- Towns recorded his 122th double-double of his career in his 175th career game. According to Timberwolves public relations, in the past 35 years, only Shaquille O'Neal, Tim Duncan and David Robinson have recorded more double-doubles in their first 175 games
- On Nov. 21, Davis recorded his 16th 35-point, 15-rebound game. According to Basketball Reference, the only other player since 1983 who recorded more than 10 before turning 25 was Shaquille O'Neal, who had 27. As of Dec. 6, Davis and Cousins had more combined 35-point, 15-rebound games than the rest of the league combined since 2012-13
- Young, playing in the NBA G-League, recorded back-to-back 40-point games in November
- With 29 points on Nov. 22, Davis passed Chris Paul to become the Pelicans' second all-time leading scorer. He's behind only David West
- Cousins (Oct. 30), Towns (Nov. 20) and Davis (Nov. 27) have all won NBA Player of the Week
- Cousins became the first player this season to record 500 points and 250 rebounds
- On Nov. 28, Towns recorded his 27th career game with at least 20 points and 15 rebounds. According to ESPN Stats & Info, only Davis has more since 2015-16
- Booker scored 46 points in a win over The Philadelphia 76ers on Dec. 4 for his 10th 30-point game of the season. Only LeBron James reached 10 30-point games faster than Booker in 2017-18
- Cousins recorded 40 points and 22 rebounds on Dec. 6 vs. Denver. According to NBA.com/stats, he's the first player with multiple 40-point, 20-rebound games in a season since Patrick Ewing had two such games in 1989-90. Add in his four blocks that game and he became the first player to record 40 points, 20 rebounds and four blocks in a game since Hakeem Olajuwon in March 1989
- With Rondo's triple-double on Dec. 11, Rondo and Cousins marked the first time in Pelicans franchise history teammates posted triple-doubles in the same season
- Enes Kanter became the fifth player and first since Bob Lanier in 1971 to have at least 30 points and 20 rebounds in a game on Christmas Day when he had 31 points and 22 boards vs. the 76ers
- Rondo set a Pelicans franchise record with 25 assists on Dec. 27 in a win over the Nets. He became the first player with 25 assists in an NBA game since Jason Kidd (1996), according to NBA.com/stats. He's one of only seven players to ever dish out 25 or more assists and the only player to do it in 30 minutes or less of action, according to ESPN Stats & Info
- Davis recorded a 48-point, 17-rebound game on Jan. 14 followed by a 45-point, 16-rebound effort on Jan. 16. According to SportsCenter, he's just the third player in NBA history with back-to-back games of at least 45 points and at least 15 rebounds. Davis has done it twice (he did it in 2016-17 as well)
- Davis recorded a 48-point, 17-rebound game on Jan. 14 followed by a 45-point, 16-rebound effort on Jan. 16. According to SportsCenter, he's just the third player in NBA history with back-to-back games of at least 45 points and at least 15 rebounds. Davis has done it twice (he did it in 2016-17 as well)
- Cousins posted a monster stat line of 44 points 24 rebounds and 10 assists game on Jan. 22 in a win over Chicago. Cousins became just the fifth NBA player and first since Hall of Famer Kareem Abdul-Jabbar in 1972 to have as many as 40 points, 20 rebounds and 10 assists in a game, according to the Elias Sports Bureau
- Cousins suffered a ruptured Achilles tendon on Jan. 26. He was averaging 25.2 points, 12.9 rebounds and 5.4 assists per game. According to ESPN Stats and Info, over the last 50 seasons, only four players averaged at least 25 points, 10 rebounds, and five assists per game for an entire season. All four of those players won the league's most valuable player award.

## Record Four Wildcats Headed to NBA All-Star Game

John Calipari said he hasn't given up hope to one day fill the NBA All-Star Game with half the players from Kentucky. There's reason for him to stay optimistic with four players in this year's annual showcase of talent.

Four former UK basketball players were selected to play in this year's All-Star Game on Feb. 18 at the Staples Center in Los Angeles. DeMarcus Cousins and Anthony Davis, both from the New Orleans Pelicans, were voted in as starters, while Karl-Anthony Towns (Minnesota Timberwolves) and John Wall (Washington Wizards) were selected as reserves.

Only one other time in the history of the NBA All-Star Game has a college featured four or more of its former players in an NBA All-Star Game. That took place in 1983 with UCLA's four representatives (Kareem Abdul-Jabbar, Marques Johnson, Kiki Vandeweghe and Jamaal Wilkes).

Davis will make his fifth consecutive appearance and third overall as a starter. Cousins was set to head for his fourth All-Star Game and first as a starter until suffering a season-ending Achilles injury on Jan. 26. For Towns, this will be his first career All-Star appearance. Wall will make his fifth straight appearance.

Davis and Cousins were voted in by the fans, their peers and media members. Fans could vote via Twitter, Facebook, NBA.com, the NBA app and Google search. Towns and Wall were

voted in by the league's coaches.

Kentucky is the only school in the country with two former players in the 2018 All-Star Game starting lineup. When Cousins and Davis suit up for the game, it will mark the first time a school has had two players in the starting lineup of the NBA All-Star Game since Wake Forest had Chris Paul and Tim Duncan in the 2011 game. UK had two players – Davis and Wall – voted into the starting lineup in 2015, but Davis could not play due to injury.

A season ago, Davis won MVP honors as the game was played in New Orleans. Davis scored an All-Star Game record 52 points in addition to contributing 10 rebounds. He broke Wilt Chamberlain's previous scoring record of 42 points set in 1962.

Those four won't be the only Wildcats in at NBA All-Star weekend. Jamal Murray (Denver Nuggets) will look to defend his MVP crown from last year's game in the Rising Stars Challenge, a matchup of some of the league's best first- and second-year players. That game will be played Feb. 16 at 9 p.m. on TNT at the Staples Center.

Murray scored a game-high 36 points, the fourth most in the game's history, to go along with 11 assists en route to MVP honors. Murray put on a show last season in New Orleans, going 13 of 19 from the field, including 9 for 14 from behind the arc. He did all that in just 20 minutes and scored 27 of his points after halftime.

## Success Rate

The Wildcats received an NCAA award in the spring of 2017 for placing in the top 10 percent of all men's basketball teams in the country in the NCAA's annual Academic Progress Rate. UK scored a perfect 1,000.

It's the third straight year the men's basketball team received the award and the fourth time since 2009.

The APR provides a real-time look at a team's academic success by the progress of each student-athlete on scholarship. The APR measures academic eligibility, retention and graduation. The scores are a four-year composite, covering the 2012-13 through 2015-16 school years.

Every Division I sports team across the nation calculates its APR each academic year, similar to a report card. Scholarship student-athletes each semester earn one point for remaining eligible and one point for staying in school or graduating.

UK has received a perfect 1,000 mark in each of the last four single-year APR rates. The NCAA cut score to compete in the 2016-17 postseason is a 930 four-year APR. Teams scoring below 930 can face consequences intended to direct additional focus on academics. Those penalties can include practice restrictions and playing-season reductions.

## UK to Tip Off 2018-19 Season as a Part of Champions Classic

Already one of the premier events of the college basketball season, the annual State Farm Champions Classic's spotlight is about to get even brighter with the announcement Wednesday that the event will tip off the 2018-19 season.

The event, which features Kentucky, Duke, Kansas and Michigan State, will move up a week next season to Nov. 6, coinciding with the new start of the college basketball season.

The 2018 Champions Classic, which will continue to be a neutral-site doubleheader, will feature UK vs. Duke and Michigan State vs. Kansas. Indianapolis' Bankers Life Fieldhouse will serve as the backdrop for the 2018 games, with the 2019 Champions Classic returning to Madison Square Garden in New York.

The Champions Classic will be in its eighth season in 2018 with Kentucky and Duke leading the way with 4-3 records. Kansas and Michigan State are 3-4 in the series.

Since the Champions Classic began in 2011, all four teams have reached the NCAA Final Four at least once, with Kentucky and Duke winning national titles, in 2012 and 2015, respectively. Over the last 14 games of the Classic, there have been 13 top-25 matchups, including two games featuring No. 1 vs. No. 2 (according to the AP Top 25).

UK has played Duke in the Champions Classic two times. The Blue Devils defeated the Wildcats 75-68 in 2012 in Atlanta but Kentucky beat Duke 74-63 in 2015 in Chicago.

## Wall Inducted into UK Athletics Hall of Fame

John Wall was inducted into the UK Athletics Hall of Fame as a member of the 2017 class in September.

Wall was the first national player of the year in program history as winner of the Adolph Rupp Trophy. He was named 2010 USBWA National Freshman of the Year, a Consensus First Team All-American, 2010 SEC Player of the Year by Associated Press and SEC Coaches, SEC Freshman of the Year by the AP, First Team All-SEC and SEC Tournament MVP.

Wall led UK to a No. 1 national ranking, SEC regular-season championship and the SEC Tournament championship. He set the single-season assists record with 241 assists (broken in 2016 by Tyler Ulis) and averaged 16.6 points and 6.5 assists. He was the first No. 1 overall NBA Draft pick in UK history. A four-time NBA All-Star through his first seven seasons, he has averaged double-figure scoring every season. Wall was tabbed to the All-NBA Third Team in 2017. He is the Washington franchise career leader in assists and steals.



# KENTUCKY BY THE NUMBERS

Date	Opponent	Result	Points	Rebounds	Blocks	Steals	Assists
N.10	<b>[-/-] UTAH VALLEY</b>	W, 73-63	Diallo - 18^	Gabriel - 13^	Two with 3	Two with 4^	Two with 4
N.12	<b>[-/-] VERMONT</b>	W, 73-69	Washington - 17^	Washington - 10^	Four with 1^	G.-Alexander - 2^	Green - 4
N.14	[4/3] Kansas <sup>2</sup>	L, 65-61	Knox - 20^	Two with 9^	Washington - 4^	G.-Alexander - 3^	Diallo - 4
N.17	<b>[-/-] ETSU<sup>3</sup></b>	W, 78-61	Green - 21^	Knox - 10^	Killeya-Jones - 3^	Two with 2	G.-Alexander - 6^
N.20	<b>[-/-] TROY<sup>3</sup></b>	W, 70-62	Knox - 17^	Diallo - 10^	Gabriel - 2	Three with 1^	Washington - 4^
N.22	<b>[-/-] FORT WAYNE<sup>3</sup></b>	W, 86-67	Richards - 25^	Richards - 15^	Richards - 2^	G.-Alexander - 4^	Green - 5
N.26	<b>[-/-] UIC<sup>4</sup></b>	W, 107-73	Knox - 25^	Green - 6	Richards - 3^	G.-Alexander - 2^	G.-Alexander - 6^
D.2	<b>[-/-] HARVARD</b>	W, 79-70	Knox - 20	Two with 7^	Richards - 3^	Gabriel - 3^	Green - 5^
D.9	<b>[-/-] Monmouth<sup>4</sup></b>	W, 93-76	Diallo - 23^	Richards - 8^	Washington - 4^	Two with 2	G.-Alexander - 9^
D.16	<b>[RV/RV] VIRGINIA TECH</b>	W, 93-86	Knox - 21^	Gabriel - 9	Richards - 3^	Diallo - 3^	Two with 5
D.23	<b>[-/-] UCLA<sup>5</sup></b>	L, 83-75	Diallo - 18	Two with 6	Three with 1	Three with 2	G.-Alexander - 5
D.29	<b>[RV/RV] LOUISVILLE</b>	W, 90-61	G.-Alexander - 24^	Three with 7	Two with 2^	G.-Alexander - 3^	Green - 5^
D.31	<b>[-/-] GEORGIA*</b>	W, 66-61	G.-Alexander - 21^	Two with 10^	Two with 2^	G.-Alexander - 3^	G.-Alexander - 4^
J.3	<b>[-/-] at LSU*</b>	W, 74-71	Two with 18	Knox - 11^	Washington - 2^	Gabriel - 3^	G.-Alexander - 4^
J.6	<b>[23/22] at Tennessee*</b>	L, 76-65	Green - 14	Richards - 8	Washington - 2^	Washington - 3	G.-Alexander - 6^
J.9	<b>[RV/RV] TEXAS A&amp;M*</b>	W, 74-73	Diallo - 18	G.-Alexander - 7	G.-Alexander - 2^	Washington - 2^	G.-Alexander - 5
J.13	<b>[-/-] at Vanderbilt*</b>	W, 74-67	G.-Alexander - 22^	Gabriel - 9^	Three with 2^	Three with 1	G.-Alexander - 6^
J.16	<b>[-/-] at South Carolina*</b>	L, 76-68	Knox - 21	Knox - 8^	Five with 1^	Two with 2	Vanderbilt - 3
J.20	<b>[RV/RV] FLORIDA*</b>	L, 66-64	Two with 10	Richards - 9^	Richards - 2^	Four with 1	G.-Alexander - 6
J.23	<b>[-/-] MISSISSIPPI STATE*</b>	W, 78-65	Washington - 22^	Two with 7	Two with 2	Washington - 3^	G.-Alexander - 6^
J.27	<b>[7/7] at West Virginia<sup>6</sup></b>	W, 83-76	Knox - 34^	Vanderbilt - 11^	Gabriel - 3	Green - 1	G.-Alexander - 5
J.30	<b>[-/-] VANDERBILT*</b>						
F.3	<b>[-/-] at Missouri*</b>						
F.6	<b>[-/-] TENNESSEE*</b>						
F.10	<b>[-/-] at Texas A&amp;M*</b>						
F.14	<b>[-/-] at Auburn*</b>						
F.17	<b>[-/-] ALABAMA*</b>						
F.20	<b>[-/-] at Arkansas*</b>						
F.24	<b>[-/-] MISSOURI*</b>						
F.28	<b>[-/-] OLE MISS*</b>						
M.3	<b>[-/-] at Florida*</b>						

All games in **BOLD CAPS**; Exhibition games in *italics*; \*SEC game; ^game leader  
 1 - Kentucky Cares Classic (Rupp Arena)  
 2 - Champions Classic (United Center | Chicago)  
 3 - Adolph Rupp Classic (Rupp Arena)  
 4 - CITI Sports Classic (Madison Square Garden | New York)  
 5 - CBS Sports Classic (Smoothie King Center | New Orleans)  
 6 - Big 12/SEC Challenge (WVU Coliseum | Morgantown, W.Va.)

Times Led	Times Led	Times Led	Times Led	Times Led
Knox - 7	Richards - 7	Richards - 10	G.-Alexander - 10	G.-Alexander - 13
G.-Alexander - 5	Gabriel - 6	Gabriel - 8	Knox - 6	Green - 5
Diallo - 4	Knox - 5	Washington - 8	Washington - 5	Washington - 2
Washington - 3	Diallo - 3	G.-Alexander - 4	Gabriel - 4	Diallo - 1
Green - 2	Vanderbilt - 2	Diallo - 3	Killeya-Jones - 3	Knox - 1
Gabriel - 1	Washington - 2	Killeya-Jones - 2	Green - 1	Vanderbilt - 1
Richards - 1	G.-Alexander - 1	Vanderbilt - 1	Wynyard - 1	
	Green - 1			
	Killeya-Jones - 1			

## Wins vs. Losses

Result	FG%	Opp. FG%	3-Pt. FG%	Opp 3-Pt. FG%	FT%	RPG	APG	TOPG	BPG	SPG	PPG	Opp PPG
Wins	.492	.405	.383	.282	.697	39.8	14.8	13.6	5.5	5.9	80.7	68.8
Losses	.429	.395	.259	.293	.686	38.2	12.4	16.2	5.2	6.2	66.6	73.2

## Comparing the Calipari Era

A look at statistics through 21 games throughout the John Calipari era ...

Year	FG%	Opp. FG%	3-Pt. FG%	FT%	RPG	Assists	TOs.	Blocks	Steals	Points	PPG	Record
2017-18	.477	.402	.350	.689	39.3	298	298	114	125	1,624	77.3	16-5
2016-17	.495	.421	.355	.688	40.6	370	247	127	132	1,918	91.3	17-4
2015-16	.474	.404	.320	.667	39.4	287	261	122	137	1,642	78.2	16-5
2014-15	.461	.326	.361	.690	39.2	320	233	157	158	1,556	74.1	21-0
2013-14	.474	.399	.333	.676	41.8	258	260	140	99	1,679	80.0	16-5
2012-13	.486	.380	.360	.645	39.3	313	277	163	140	1,600	76.2	15-6
2011-12	.483	.362	.371	.712	40.1	280	271	196	141	1,647	78.4	20-1
2010-11	.459	.381	.399	.699	39.5	273	239	141	124	1,628	77.5	16-5
2009-10	.491	.382	.385	.684	42.0	334	319	149	156	1,727	82.2	20-1



# MISCELLANEOUS STATS

## Team Leaders

NO.	NAME	GAME LEADERS					GAMES WITH							
		PTS.	REBS.	BLKS.	ASSTS.	STLS.	10+ PTS	20+ PTS	10+REBS	3+ASSTS	3+BLKS	3+STLS	3+3S	DOUBLE-DOUBLE
0	Quade Green	2 (2)	1 (1)	-	5 (5)	1 (1)	9 (9)	1 (1)	-	11 (11)	-	-	3 (3)	-
1	Sacha Killeya-Jones	-	1 (1)	2 (5)	-	3 (3)	- (1)	-	1 (1)	2 (2)	-	-	-	
2	Jarred Vanderbilt	-	2 (2)	1 (1)	1 (1)	-	-	1 (1)	-	1 (1)	-	-	-	
3	Hamidou Diallo	4 (4)	3 (3)	3 (3)	1 (1)	4 (4)	13 (13)	2 (2)	2 (2)	6 (6)	-	1 (1)	1 (1)	
4	Nick Richards	1 (1)	7 (7)	10 (10)	-	-	5 (5)	1 (1)	1 (1)	4 (4)	- (-)	-	1 (1)	
5	Kevin Knox	7 (7)	5 (5)	-	1 (1)	6 (6)	16 (16)	6 (6)	2 (2)	6 (6)	-	1 (1)	4 (4)	
10	Jonny David	-	-	-	-	-	-	-	-	-	-	-	-	
12	Brad Calipari	-	-	- (1)	-	-	-	-	-	-	-	-	-	
13	Jemarl Baker	-	-	-	-	-	-	-	-	-	-	-	-	
14	Tai Wynyard	-	-	-	-	1 (1)	-	-	-	-	-	-	-	
22	Shai Gilgeous-Alexander	5 (5)	1 (1)	4 (4)	13 (13)	10 (10)	13 (13)	3 (3)	-	18 (18)	-	5 (5)	-	
25	PJ Washington	3 (3)	2 (2)	8 (8)	2 (2)	5 (5)	12 (12)	2 (2)	1 (1)	6 (6)	2 (2)	2 (2)	-	
30	Dillon Pulliam	-	-	-	-	-	-	-	-	-	-	-	-	
32	Wenyen Gabriel	1 (2)	6 (14)	8 (19)	-	4 (6)	4 (11)	- (1)	3 (5)	1 (3)	3 (6)	2 (3)	2 (5)	

*Career Total in (Parentheses)*

## Starting Lineups

Guard	Guard	G/F	Forward	Forward	Games	W-L
Green	Diallo	Knox	Washington	Richards	13	10-3
G.Alexander	Diallo	Knox	Washington	Richards	8	6-2

Starter	Games Started	Wins	Losses
Diallo	21	16	5
Knox	21	16	5
Richards	21	16	5
Washington	21	16	5
Green	13	10	3
Gilgeous-Alexander	8	6	2

## Streaks

Overall	Won 2
Unranked AP teams anywhere	Won 1
Ranked AP teams anywhere	Won 1
Home	Won 1
Home AP ranked teams	Won 1
Home AP unranked teams	Won 1
Home SEC	Won 1
Home nonconference	Won 7
Home AP ranked SEC	Won 3
Home AP unranked SEC	Won 1
Home AP ranked nonconference	Lost 1
Home AP unranked nonconference	Won 43
Road	Won 1
Road AP ranked teams	Won 1
Road AP unranked teams	Lost 1
Road SEC	Lost 1
Road nonconference	Won 1
Road AP ranked SEC	Lost 2
Road AP unranked SEC	Lost 1
Road AP ranked nonconference	Won 1
Road AP unranked nonconference	Lost 4
Neutral	Lost 1
Neutral AP ranked teams	Lost 2
Neutral AP unranked teams	Lost 1

## Win-Loss Margins

Margin	Games Won	Games Lost
1	1	
2		1
3	1	
4	1	1
5	1	
6		
7	3	
8	1	2
9	1	
10	1	
11		1
12		
13	1	
14		
15		
16		
17	2	
18		
19	1	
20		
21		
22		
23		
24		
25+	2	

Active Consecutive Made Starts		
Hamidou Diallo	21	
Kevin Knox	21	
Nick Richards	21	
PJ Washington	21	
Shai Gilgeous-Alexander	6	
Active Consecutive Made Free Throws		
Wenyen Gabriel	6	
Quade Green	6	
Kevin Knox	6	
Hamidou Diallo	4	
Nick Richards	4	
Jonny David	2	
Tai Wynyard	2	
PJ Washington	1	
Active Consecutive Games with a 3-Pointer		
Kevin Knox	5	
Hamidou Diallo	1	
Quade Green	1	

## Kentucky's Record When

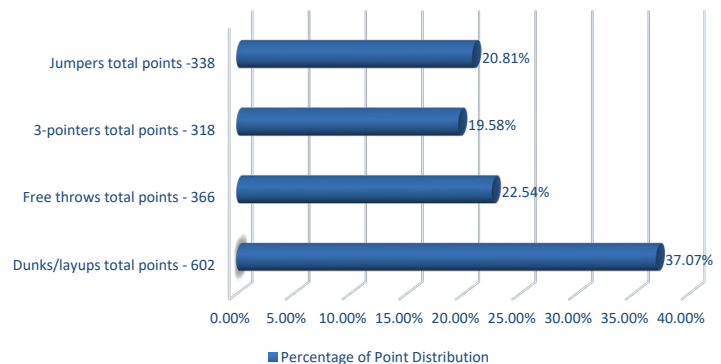
KENTUCKY RECORD	ALL	SEC
Leading at halftime:	11-2	3-2
Tied at the half:	0-1	0-0
Trailing at halftime:	5-2	2-1
Shoot > 50%:	8-1	4-1
Shoot < 50%:	8-4	1-2
Shoot higher % than opp.:	13-3	4-3
Shoot lower % than opp.:	3-2	1-0
Opp. shoot worse than 50%:	14-5	4-3
Opp. shoot 50% or higher:	2-0	1-0
Score less than 60 points:	0-0	0-0
Score 60-69 points:	1-4	1-3
Score 70-79 points:	9-1	4-0
Score 80-89 points:	2-0	0-0
Score 90-99 points:	3-0	0-0
Score 100+ points:	1-0	0-0
Opp. score less than 60 pts.:	0-0	0-0
Opp. score 60-69 pts.:	9-2	3-1
Opp. score 70-79 pts.:	6-2	2-2
Opp. score 80-89 pts.:	1-1	0-0
Opp. score 90-99 pts.:	0-0	0-0
Opp. score 100+ pts.:	0-0	0-0
Outrebounded opponent:	15-1	5-1
Outrebounded by opponent:	1-3	0-2
Equal number of rebounds:	0-1	0-0
Fewer turnovers than opp.:	5-0	1-0
Same turnovers as opp.:	3-1	2-0
More turnovers than opp.:	8-4	2-3
Make 8 or more 3-pointers:	3-0	0-0
Make 7 or fewer 3-pointers:	13-5	5-3
Games decided by 5 or fewer:	4-2	3-1
Overtime games:	0-0	0-0

KENTUCKY RECORD	ALL	SEC
On CBS:	1-1	0-0
On ESPN/ESPN2/ESPNU:	9-3	4-2
On Fox Sports1:	0-0	0-0
On SEC Network/(+):	6-1	1-1
On FSN:	0-0	0-0
vs. SEC at Home:	3-1	3-1
vs. SEC on Road:	2-2	2-2
Games vs. AP ranked opp.:	1-2	0-1
Games following a loss:	4-1	2-1
Games following a win:	11-4	3-2
More points in the paint:	12-4	4-3
Fewer/Same points in the paint:	4-1	1-0
More bench points than opp.:	7-4	2-2
Fewer or same bench pts.:	9-1	3-1
More 2nd-chance points:	9-0	1-0
Fewer or same 2nd chance pts.:	7-5	4-3
More or same points off TOs:	11-4	3-3
Fewer points off TOs:	5-1	2-0
On Monday:	1-0	0-0
On Tuesday:	2-2	2-1
On Wednesday:	2-0	1-0
On Thursday:	0-0	0-0
On Friday:	3-0	0-0
On Saturday:	5-3	1-1
On Sunday:	3-0	1-0
In November:	6-1	0-0
In December:	5-1	1-0
In January:	5-3	4-3
In February:	0-0	0-0
In March:	0-0	0-0
In April:	0-0	0-0

## How the Cats are Scoring

### Percentage of Point Distribution



## Dunk Tracker

Player	Dunks in 2017-18	Dunks in Career
Nick Richards	18	18
PJ Washington	18	18
Kevin Knox	13	13
Hamidou Diallo	12	12
Sacha Killeya-Jones	7	11
Wenyen Gabriel	2	7
Shai Gilgeous-Alexander	5	5
Jarred Vanderbilt	1	1
Tai Wynyard	1	1

## Fast Facts

Points Per Possession	1.086
Def. Points Per Possession	0.985
Points Off Turnovers	16.4
Second-Chance Points	12.5
Points in the Paint	36.2
Fast Break Points	10.0
Bench Points	20.2
Avg. Time of Possession	16.3
Turnover Percent	19.9

## How UK Scored Its First Points

Player	Dunk/Layup	Jumper	3PT	FT
Hamidou Diallo	7	1		
Quade Green	1			
S.Gilgeous-Alexander	1			
Kevin Knox		3	1	
Nick Richards	5	1		
PJ Washington				1



# THE LAST TIME ...

## INDIVIDUALS

### SCORING

**Scored 25 points:** Kevin Knox (34) at West Virginia, 1/27/18  
**Scored 30 points:** Kevin Knox (34) at West Virginia, 1/27/18  
**Scored 35 points:** De'Aaron Fox (39) vs. UCLA, 3/24/17  
**Scored 40 points:** Malik Monk (47) vs. North Carolina, 12/17/16  
**Scored 45 points:** Malik Monk (47) vs. North Carolina, 12/17/16  
**Scored 50 points:** Jodie Meeks (54) at Tennessee, 1/13/09  
**Two players had 20 points:** Kevin Knox (21), Hamidou Diallo (20), vs. Virginia Tech, 12/16/17  
**Three players had 20 points:** DeMarcus Cousins (27)/John Wall (21)/Patrick Patterson (20) vs. Sam Houston State, 11/19/09  
**Two players had 30 points:** Patrick Patterson (33) and Jodie Meeks (32) vs. Tennessee State, 12/22/08  
**Scored 20 points in two straight games:** Kevin Knox (2) 1/23/18 - 1/27/18  
**Scored 20 points in three straight games:** Malik Monk (4) 11/23/16 - 12/3/16  
**Scored 20 points in four straight games:** Malik Monk (4) 11/23/16 - 12/3/16  
**Scored 20 points in five straight games:** Jamal Murray (12) 2/2/16 - 3/12/16  
**Scored 20 points in six straight games:** Jamal Murray (12) 2/2/16 - 3/12/16  
**Scored 20 points in seven straight games:** Jamal Murray (12) 2/2/16 - 3/12/16  
**Scored 20 points in eight straight games:** Jamal Murray (12) 2/2/16 - 3/12/16  
**Scored 20 points in nine straight games:** Jamal Murray (12) 2/2/16 - 3/12/16  
**Scored 20 points in 10 straight games:** Jamal Murray (12) 2/2/16 - 3/12/16  
**Scored 20 points in 11 straight games:** Jamal Murray (12) 2/2/16 - 3/12/16  
**Scored 20 points in 12 straight games:** Jamal Murray (12) 2/2/16 - 3/12/16  
**Scored 20 points in 15 straight games:** Dan Issel (18) 12/1/69 - 2/7/70  
**Scored 25 points in three straight games:** Tayshaun Prince (3) 3/11/01-3/17/01  
**Scored 30 points in two straight games:** Jodie Meeks vs. Appalachian State (46) 12/20/08; vs. Tennessee State (32) 12/22/08  
**Scored 30 points in three straight games:** Dan Issel (6) 2/14/70 - 3/2/70  
**Scored in double figures in 10 straight games:** De'Aaron Fox (12) 2/14/17-3/26/17  
**Scored in double figures in 15 straight games:** Malik Monk (30) 11/11/16-2/28/17  
**Scored in double figures in 20 straight games:** Malik Monk (30) 11/11/16-2/28/17  
**Scored in double figures in 25 straight games:** Malik Monk (30) 11/11/16-2/28/17  
**Scored in double figures in 30 straight games:** Malik Monk (30) 11/11/16-2/28/17  
**Scored in double figures in 33 straight games:** Jamal Murray (34) 11/17/15 - 3/19/16  
**Scored in double figures in 34 straight games:** Jamal Murray (34) 11/17/15 - 3/19/16  
**Scored in double figures in 35 straight games:** Kenny Walker (36) 11/14/85 - 3/22/86  
**Five players scored in double figures:** Kevin Knox (25), Hamidou Diallo (19), PJ Washington (17), Shai Gilgeous-Alexander (14), Nick Richards (11) vs. UIC, 11/26/17  
**Six players scored in double figures:** Kevin Knox (25), Hamidou Diallo (19), PJ Washington (17), Shai Gilgeous-Alexander (14), Nick Richards (11) vs. UIC, 11/26/17  
**Seven players scored in double figures:** Randolph Morris (17), Kelienna Azubuike (15), Patrick Sparks (14), Chuck Hayes (12), Rajon Rondo (11), Ravi Moss (10) and Ramel Bradley (10) vs. Mississippi State 2/19/05,  
**Four players with 15 or more points:** Hamidou Diallo (18), Shai Gilgeous-Alexander (16), PJ Washington (16), Kevin Knox (15) vs. Texas A&M, 1/9/18

### DOUBLE-DOUBLES

**Double-double:** Kevin Knox (16 points, 11 rebounds) at LSU, 1/3/18  
**Triple-double:** Isaiah Briscoe (19 points, 11 rebounds, 10 assists) at Ole Miss, 12/29/16

**20-10 (rebs) game:** Nick Richards (25 points, 15 rebounds) vs. Fort Wayne, 11/22/17  
**20-10 (assts) game:** De'Aaron Fox (24 points, 10 assists) vs. North Carolina, 12/17/16  
**20-15 game:** Nick Richards (25 points, 15 rebounds) vs. Fort Wayne, 11/22/17  
**30-10 game:** Tayshaun Prince (33 points, 11 rebounds) vs. Tennessee State, 12/22/98  
**Back-to-back 20-10 games:** Julius Randle (3) 11/8/13 - 11/10/13  
**Three straight 20-10 games:** Julius Randle (3) 11/8/13 - 11/12/13  
**Double-double in points and rebs.:** Kevin Knox (16 points, 11 rebounds) at LSU, 1/3/18  
**Double-double in points and assists:** Isaiah Briscoe (19 points, 10 assists) at Ole Miss, 12/29/16  
**Double-double in points and blocks:** Never  
**Double-double in points and steals:** Never  
**Double-double in two consecutive games:** Bam Adebayo (15 pts, 18 rebs) vs. NKU, (3/17/17), (13 pts, 10 rebs) vs. Wichita State, 3/19/17  
**Double-double in three consecutive games:** - Julius Randle (19p, 15r) vs. Kansas State, 3/21/14; (13 p, 10 r), vs. Wichita State, 3/23/14; (15 p, 12 r), vs. Louisville, 3/28/14; (16 p, 11 r), vs. Michigan, 3/30/14  
**Double-double in four consecutive games:** Julius Randle (19p, 15r) vs. Kansas State, 3/21/14; (13 p, 10 r), vs. Wichita State, 3/23/14; (15 p, 12 r), vs. Louisville, 3/28/14; (16 p, 11 r), vs. Michigan, 3/30/14  
**Double-double in five consecutive games:** Julius Randle (14p, 10r) at Arkansas, (2/27/14); (10p, 15r) at South Carolina (3/1/14); (12 p, 11 r) vs. Alabama, (3/4/14); (16 p, 10 r) at Florida, (3/8/14); (17 p, 16 r) vs. LSU, (3/14/14); (12 p, 11 r) vs. Georgia, (3/15/14)  
**Double-double in six consecutive games:** Julius Randle (14p, 10r) at Arkansas, (2/27/14); (10p, 15r) at South Carolina (3/1/14); (12 p, 11 r) vs. Alabama, (3/4/14); (16 p, 10 r) at Florida, (3/8/14); (17 p, 16 r) vs. LSU, (3/14/14); (12 p, 11 r) vs. Georgia, (3/15/14)  
**Double-double in seven consecutive games:** Julius Randle (7) 11/18/13-11/27/13  
**Double-double in 10 consecutive games:** Jim Andrews, 1972-73 season  
**Two players record double-doubles:** De'Aaron Fox (16 points, 11 assists), Wenyen Gabriel (10 points, 10 rebounds) vs. Cleveland State, 11/23/16  
**Three players record double-doubles:** DeMarcus Cousins (19 pts, 14 rebs)/Patrick Patterson (19 pts, 10 rebs)/John Wall (18 pts, 10 rebs) at Mississippi State, 2/16/10  
**Four players record double-doubles:** Jack Givens (30 pts, 13 rebs)/Kyle Macy (16 pts, 10 assts)/Mike Phillips (22 pts, 18 rebs)/Rick Robey (23 pts, 13 rebs) vs. Southern Methodist, 11/26/77  
**Five players record double-doubles:** Never

### FIELD GOALS

**Made 12 FG in a game:** De'Aaron Fox (13) vs. UCLA, 3/24/17  
**Made 15 FG in a game:** Malik Monk (18) vs. North Carolina, 12/17/16  
**Made 16 FG in a game:** Malik Monk (18) vs. North Carolina, 12/17/16  
**Made 17 FG in a game:** Malik Monk (18) vs. North Carolina, 12/17/16  
**Made 18 FG in a game:** Malik Monk (18) vs. North Carolina, 12/17/16  
**Made 19 FG in a game:** Dan Issel (19) vs. Alabama, 2/23/70  
**Made 20 FG in a game:** Dan Issel (23) vs. Ole Miss, 2/7/70  
**Made 21 FG in a game:** Dan Issel (23) vs. Ole Miss, 2/7/70  
**Made 22 FG in a game:** Dan Issel (23) vs. Ole Miss, 2/7/70  
**Made 23 FG in a game:** Dan Issel (23) vs. Ole Miss, 2/7/70  
**Attempted 17 FG in a game:** Kevin Knox (17) at West Virginia, 1/27/18  
**Attempted 18 FG in a game:** Hamidou Diallo (18) vs. UCLA, 12/23/17  
**Attempted 19 FG in a game:** De'Aaron Fox (20) vs. UCLA, 3/24/17  
**Attempted 20 FG in a game:** De'Aaron Fox (20) vs. UCLA, 3/24/17  
**Attempted 25 FG in a game:** Malik Monk (28) vs. North Carolina, 12/17/16

### 3-POINTERS

**Made 5 3-pointers in a game:** Kevin Knox (5) at West Virginia, 1/27/18  
**Made 6 3-pointers in a game:** Malik Monk (7) vs. Georgia, 1/31/17

**Made 7 3-pointers in a game:** Malik Monk (7) vs. Georgia, 1/31/17  
**Made 8 3-pointers in a game:** Malik Monk (8) vs. North Carolina, 12/17/16  
**Made 9 3-pointers in a game:** Jodie Meeks (10) at Tennessee, 1/13/09  
**Made 10 3-pointers in a game:** Jodie Meeks (10) at Tennessee, 1/13/09  
**Made 11 3-pointers in a game:** Never  
**Attempted 10 3-pointers in a game:** Malik Monk (11) vs. Georgia, 1/31/17  
**Attempted 15 3-pointers in a game:** Jodie Meeks (15) at Tennessee, 1/13/09  
**Attempted 16 3-pointers in a game:** Derrick Miller (16) vs. LSU 2/15/90  
**Attempted 17 3-pointers in a game:** Derrick Miller (19) vs. Kansas 12/6/89  
**Attempted 18 3-pointers in a game:** Derrick Miller (19) vs. Kansas 12/6/89  
**Attempted 19 3-pointers in a game:** Derrick Miller (19) vs. Kansas 12/6/89  
**Made a 3-pointer in 10 straight games:** Malik Monk (12), 1/21/17-2/28/17  
**Made a 3-pointer in 15 straight games:** Jamal Murray (36), 11/13/15 - 3/19/16, Derek Willis (17), 1/12/16 - 3/17/16  
**Made a 3-pointer in 20 straight games:** Jamal Murray (36), 11/13/15 - 3/19/16  
**Made a 3-pointer in 30 straight games:** Jamal Murray (36), 11/13/15 - 3/19/16  
**Made two 3-pointers in 10 straight games:** Jamal Murray (17), 1/23/16 - 3/17/16  
**Made three 3-pointers in 10 straight games:** Gerald Fitch (20) 1/14/03 - 3/23/03  
**Made three 3-pointers in 15 straight games:** Gerald Fitch (20) 1/14/03 - 3/23/03  
**Made three 3-pointers in 20 straight games:** Gerald Fitch (20) 1/14/03 - 3/23/03  
**Made three 3-pointers in 25 straight games:** Keith Bogans (29) 3/14/02 - 2/26/03

### FREE THROWS

**Made 8 FT in a game:** PJ Washington (10) vs. Mississippi State, 1/23/18  
**Made 9 FT in a game:** PJ Washington (10) vs. Mississippi State, 1/23/18  
**Made 10 FT in a game:** PJ Washington (10) vs. Mississippi State, 1/23/18  
**Made 11 FT in a game:** Shai Gilgeous-Alexander (12) vs. Georgia, 12/31/17  
**Made 12 FT in a game:** Shai Gilgeous-Alexander (12) vs. Georgia, 12/31/17  
**Made 13 FT in a game:** De'Aaron Fox (13) vs. UCLA, 3/24/17  
**Made 14 FT in a game:** Tyler Ulis (14) at Arkansas, 1/21/16  
**Made 15 FT in a game:** Rodrick Rhodes (16) vs. Ole Miss 1/18/95  
**Made 16 FT in a game:** Rodrick Rhodes (16) vs. Ole Miss 1/18/95  
**Made 17 FT in a game:** Dwight Anderson (18) vs. Mississippi State 2/12/79  
**Made 18 FT in a game:** Dwight Anderson (18) vs. Mississippi State 2/12/79  
**Attempted 10 FT in a game:** Kevin Knox (10) and PJ Washington (10) at South Carolina, 1/16/18  
**Attempted 15 FT in a game:** De'Aaron Fox (15), vs. UCLA, 3/24/17  
**Attempted 20 FT in a game:** Heshimu Evans (20) vs. Ole Miss 3/5/99

### REBOUNDS

**15 Rebs:** Nick Richards (15) vs. Fort Wayne, 11/22/17  
**16 Rebs:** Bam Adebayo (18) vs. Northern Kentucky, 3/17/17  
**17 Rebs:** Bam Adebayo (18) vs. Northern Kentucky, 3/17/17  
**18 Rebs:** Bam Adebayo (18) vs. Northern Kentucky, 3/17/17  
**19 Rebs:** Michael Kidd-Gilchrist (19) vs. Louisville, 12/31/11  
**20 Rebs:** Jared Prickett (20) vs. Arkansas 2/9/94  
**25 Rebs:** Mike Phillips (28) vs. Tennessee 1/10/76  
**30 Rebs:** Cotton Nash (30) vs. Ole Miss 2/8/64  
**34 Rebs:** Bob Burrow (34) vs. Temple 12/10/55  
**10+ Rebs in three consecutive games:** Julius Randle (4) 3/21/14 - 3/30/14  
**10+ Rebs in four consecutive games:** Julius Randle (4) 3/21/14 - 3/30/14  
**10+ Rebs in five consecutive games:** Julius Randle (10) 2/12/14 - 3/15/14  
**10+ Rebs in six consecutive games:** Julius Randle (10) 2/12/14 - 3/15/14



# THE LAST TIME ...

**10+ Rebs in seven consecutive games:** Julius Randle (10) 2/12/14 - 3/15/14  
**10+ rebs in eight consecutive games:** Julius Randle (10) 2/12/14 - 3/15/14  
**10+ rebs in nine consecutive games:** Julius Randle (10) 2/12/14 - 3/15/14  
**10+ rebs in 10 consecutive games:** Julius Randle (10) 2/12/14 - 3/15/14  
**Two players had 10 rebounds:** Hamidou Diallo (10) and Wenyen Gabriel (10) vs. Georgia, 12/31/17  
**Three players had 10 rebounds:** Michael Kidd-Gilchrist (19), Terrence Jones (11), Anthony Davis (10) vs. Louisville, 12/31/11

## ASSISTS

**6 assists:** Shai Gilgeous-Alexander (6) vs. Mississippi State, 1/23/18  
**7 assists:** Shai Gilgeous-Alexander (9) vs. Monmouth, 12/9/17  
**8 assists:** Shai Gilgeous-Alexander (9) vs. Monmouth, 12/9/17  
**9 assists:** Shai Gilgeous-Alexander (9) vs. Monmouth, 12/9/17  
**10 assists:** Isaiah Briscoe (11) at Ole Miss, 12/29/16  
**11 assists:** Isaiah Briscoe (11) at Ole Miss, 12/29/16  
**12 assists:** De'Aaron Fox (12) vs. Stephen F. Austin, 11/11/16  
**13 assists:** Tyler Ulis (14) vs. LSU, 3/5/16  
**14 assists:** Tyler Ulis (14) vs. LSU, 3/5/16  
**15 assists:** John Wall (16) vs. Hartford, 12/29/09  
**16 assists:** John Wall (16) vs. Hartford, 12/29/09  
**5+ assists in four consecutive games:** De'Aaron Fox (6) 11/15/16 - 12/3/16  
**8+ assists in two consecutive games:** De'Aaron Fox (2) 11/25/16 - 12/3/16

## BLOCKS

**4 blocks:** PJ Washington (4) vs. Monmouth, 12/9/17  
**5 blocks:** Skal Labissiere (6) vs. Stony Brook, 3/17/16  
**6 blocks:** Skal Labissiere (6) vs. Stony Brook, 3/17/16  
**7 blocks:** Karl-Anthony Towns (7) vs. Vanderbilt, 1/20/15  
**8 blocks:** Willie Cauley-Stein (9) vs. Boise State, 12/10/13  
**9 blocks:** Willie Cauley-Stein (9) vs. Boise State, 12/10/13  
**10 blocks:** Nerlens Noel (12) at Ole Miss, 1/29/13  
**11 blocks:** Nerlens Noel (12) at Ole Miss, 1/29/13  
**12 blocks:** Nerlens Noel (12) at Ole Miss, 1/29/13

## STEALS

**4 steals:** Shai Gilgeous-Alexander vs. Fort Wayne, 11/22/17  
**5 steals:** Malik Monk (5) vs. UCLA, 12/3/16  
**6 steals:** Tyler Ulis (6) vs. Ole Miss, 1/2/16  
**7 steals:** Rajon Rondo (8) vs. Mississippi State, 2/19/05  
**8 steals:** Rajon Rondo (8) vs. Mississippi State, 2/19/05

## MINUTES

**Played every minute:** Isaiah Briscoe (45) vs. Georgia, 1/31/17  
**Played 40+ minutes:** Malik Monk (44), Isaiah Briscoe (45) vs. Georgia, 1/31/17  
**Played more than 50 minutes:** Patrick Patterson (50) vs. Vanderbilt, 1/12/08

## FOULS

**Fouled out:** Hamidou Diallo, Wenyen Gabriel, Nick Richards at South Carolina, 1/16/18  
**Two players fouled out:** Hamidou Diallo, Wenyen Gabriel, Nick Richards at South Carolina, 1/16/18  
**Three players fouled out:** Hamidou Diallo, Wenyen Gabriel, Nick Richards at South Carolina, 1/16/18  
**Four players fouled out:** Skal Labissiere, Marcus Lee, Alex Poythress, Derek Willis at Kansas, 1/30/16  
**Technical foul:** Sacha Killeya-Jones & John Calipari at Tennessee, 1/6/18

## TEAM

### STARTS

**Started four freshmen:** Hamidou Diallo, Shai Gilgeous-Alexander, Kevin Knox, Nick Richards, PJ Washington at West Virginia, 1/27/18  
**Started five freshmen:** Hamidou Diallo, Shai Gilgeous-Alexander, Kevin Knox, Nick Richards, PJ Washington at West Virginia, 1/27/18

### SCORING

**Scored 90 or more points:** 90 vs. Louisville, 12/29/17 (W, 90-61)  
**Scored 90 or more points (SEC game):** 92 vs. LSU, 2/7/17 (W, 92-85)  
**Scored 100 or more points:** 107 vs. UIC, 11/26/17 (W, 107-73)

**Scored 100 or more points (SEC game):** 100 vs. Texas A&M, 1/3/17 (W, 100-58)  
**Scored 110 or more points:** 115 vs. Arizona State, 11/28/16 (W, 115-69)  
**Scored 110 or more points (SEC game):** 110 vs. Auburn, 2/21/15 (W, 110-75)  
**Scored 120 or more points:** 120 vs. Vanderbilt, 2/7/96 (W, 120-81)  
**Scored 120 or more points (SEC game):** 120 vs. Vanderbilt, 2/7/96 (W, 120-81)  
**Scored 130 or more points:** 143 vs. Georgia, 2/27/56 (W, 143-66)  
**Scored 140 or more points:** 143 vs. Georgia, 2/27/56 (W, 143-66)  
**Scored 150 or more points:** Never  
**Scored less than 50 points:** 48 vs. Vanderbilt, 3/15/13 (L, 64-48)  
**Scored 100 points in two consecutive games:** vs. Cleveland State (11/23/16), vs. UT Martin (11/25/16), vs. Arizona State (11/28/16)  
**Scored 100 Points in three consecutive games:** vs. Cleveland State (11/23/16), vs. UT Martin (11/25/16), vs. Arizona State (11/28/16)  
**Scored 100 points in consecutive SEC games:** 2/27/56-3/3/56

## OPPONENT SCORING

**Allowed 90 or more points:** 100 vs. North Carolina, 12/17/16 (W, 103-100)  
**Allowed 90 or more points (SEC game):** 90 by Georgia, 3/4/09 (L, 90-85)  
**Allowed 100 or more points:** 100 vs. North Carolina, 12/17/16 (W, 103-100)  
**Allowed 100 or more points (SEC game):** 101 by Arkansas, 2/10/93 (L, 101-94)  
**Allowed less than 50 points:** 48 vs. Michigan State, 11/15/16 (W, 69-48)  
**Allowed less than 50 points (SEC game):** 48 vs. Georgia, 2/9/16 (W, 82-48)

## SHOOTING PERCENTAGES

**Shot 70% from the field:** .722 vs. Mississippi St., 2/15/86  
**Shot 65% from the field:** .667 vs. UIC, 11/26/17  
**Shot 30% or less from the field:** .281 at Texas A&M (1/10/15)  
**Allowed 50% shooting:** .500 vs. Texas A&M, 1/9/18  
**Allowed 60% shooting:** .640 by Florida, 3/4/07  
**Allowed 20% or less shooting:** .197 by Montana State, 11/23/14 (12-61)  
**Allowed 30% or less shooting:** .263 by Stony Brook, 3/17/16 (20-76)  
**Held opponent to zero 3-pointers:** at Auburn, 1/19/13 (0-15)

## FREE THROWS

**Shot 90% or better from FT line:** 90.0 (9-10) vs. Wisconsin (4/4/15)  
**Shot 100% from FT Line:** 11-11 vs. Florida, 2/7/12  
**Shot 50% or less from FT line:** .200 (3-15) vs. ETSU, 11/11/17  
**Attempted 40 FT:** vs. Arkansas (40), 1/7/17  
**Attempted five or less FT:** vs. South Carolina (4) 1/21/06  
**Made 30 FT:** 30 vs. Auburn, 3/14/15 (30-35)

## 3-POINTERS

**Hit 10 3-pointers:** 11 vs. Virginia Tech, 12/16/17 (11-22)  
**Hit 11 3-pointers:** 11 vs. Virginia Tech, 12/16/17 (11-22)  
**Hit 12 3-pointers:** 13 vs. Texas A&M, 1/3/17 (13-25)  
**Hit 13 3-pointers:** 13 vs. Texas A&M, 1/3/17 (13-25)  
**Hit 14 3-pointers:** 15 vs. Georgia, 3/1/12 (15-27)  
**Hit 15 3-pointers:** 15 vs. Georgia, 3/1/12 (15-27)  
**Hit 16 3-pointers:** 16 vs. UNC-Asheville, 12/23/96 (16-33)  
**Hit 17 3-pointers:** 20 vs. LSU, 3/4/95 (20-35)  
**Hit 18 3-pointers:** 20 vs. LSU, 3/4/95 (20-35)  
**Hit 19 3-pointers:** 20 vs. LSU, 3/4/95 (20-35)  
**Hit 20 3-pointers:** 20 vs. LSU, 3/4/95 (20-35)  
**Hit 21 3-pointers:** 21 vs. North Carolina, 12/27/89 (21-48)  
**Hit 22 3-pointers:** Never

## SCORING MARGINS

**Won game by 50 points or more:** 58 vs. Montana State (W, 86-28) 11/23/14  
**Won game by 60 points or more:** 62 vs. Vanderbilt (W, 106-44) 3/5/03  
**Won game by 70 points or more:** 74 vs. Tennessee-Martin (W, 124-50) 11/26/94  
**Lost game by 30 points or more:** 30 at Tennessee (L, 88-58) 2/16/13  
**Lost game by 40 points or more:** 41 at Vanderbilt (L, 93-52) 2/12/08

**Lost game by 50 points or more:** 55 at Kansas (L, 150-95) 12/9/89  
**Lost game by 60 points or more:** 70 vs. Central (L, 87-17) 1/28/1910  
**Lost game by 70 points or more:** 70 vs. Central (L, 87-17) 1/28/1910  
**Game decided by one point:** vs. Texas A&M, 1/9/18 (W, 74-73)  
**Game decided by two points:** vs. Florida, 1/20/18 (L, 66-64)  
**Game decided by three points:** at LSU, 1/3/18 (W, 74-71)  
**Two consecutive games decided by one point:** vs. North Carolina (W, 73-72) 12/3/11 and at Indiana (L, 73-72) 12/10/11  
**Three consecutive games decided by one point:** Never  
**Two consecutive games decided by two points:** at Ole Miss (L, 71-69) 2/1/11 and Florida (L, 70-68) 2/5/11

**Came back from 10-point deficit for win:** W, 83-76 at West Virginia (1/27/18); Trailed by 17 at 40-23 (18:57 in 2nd)  
**Came back from 11-point deficit for win:** W, 83-76 at West Virginia (1/27/18); Trailed by 17 at 40-23 (18:57 in 2nd)  
**Came back from 12-point deficit for win:** W, 83-76 at West Virginia (1/27/18); Trailed by 17 at 40-23 (18:57 in 2nd)  
**Came back from 13-point deficit for win:** W, 83-76 at West Virginia (1/27/18); Trailed by 17 at 40-23 (18:57 in 2nd)  
**Came back from 14-point deficit for win:** W, 83-76 at West Virginia (1/27/18); Trailed by 17 at 40-23 (18:57 in 2nd)  
**Came back from 15-point deficit for win:** W, 83-76 at West Virginia (1/27/18); Trailed by 17 at 40-23 (18:57 in 2nd)  
**Came back from 16-point deficit for win:** W, 83-76 at West Virginia (1/27/18); Trailed by 17 at 40-23 (18:57 in 2nd)  
**Came back from 17-point deficit for win:** W, 83-76 at West Virginia (1/27/18); Trailed by 17 at 40-23 (18:57 in 2nd)  
**Came back from 18-point deficit for win:** W, 73-67 vs. Vanderbilt (2/28/17); Trailed by 19 at 25-6 (8:03 in 1st)  
**Came back from 19-point deficit for win:** W, 73-67 vs. Vanderbilt (2/28/17); Trailed by 19 at 25-6 (8:03 in 1st)  
**Came back from 20-point deficit for win:** W, 82-79 at Vanderbilt (2/22/97); Trailed by 22 at 40-18 (3:51 in 1st)  
**Came back from 30-point deficit for win:** W, 99-95 at LSU (2/15/94); Trailed by 31 at 68-37 (15:34 in 2nd)  
**Came back from 31-point deficit for win:** W, 99-95 at LSU (2/15/94); Trailed by 31 at 68-37 (15:34 in 2nd)

## REBOUNDS

**Pulled down 50 rebounds:** 53 (15-38) vs. Troy, 11/20/17  
**Pulled down 55 rebounds:** 59 (20-39) vs. Arizona State, 11/28/16  
**Pulled down 60 rebounds:** 62 (19-43) vs. Morehead State, 12/16/96

## OVERTIME GAMES

**Played an overtime game:** vs. Georgia, 1/31/17 (W, 90-81 OT)  
**Won an overtime game:** vs. Georgia, 1/31/17 (W, 90-81 OT)  
**Played an SEC overtime game:** vs. Georgia, 1/31/17 (W, 90-81 OT)  
**Won an SEC overtime game:** vs. Georgia, 1/31/17 (W, 90-81 OT)  
**Lost an overtime game:** at Texas A&M, 2/20/16 (L, 79-77 OT)  
**Lost an SEC overtime game:** at Texas A&M, 2/20/16 (L, 79-77 OT)  
**Played an overtime game in SEC Tournament:** vs. Texas A&M, 3/13/16 (W, 82-77 OT)  
**Won an overtime game in SEC Tournament:** vs. Texas A&M, 3/13/16 (W, 82-77 OT)  
**Played two overtimes:** at Texas A&M, 1/10/15 (W, 70-64 2ot)  
**Played three overtimes:** vs. Temple 12/7/57 (W, 85-83)  
**Played four overtimes:** Never played four overtime game  
**Played consecutive games that went to overtime:** 1/6/15 vs. Ole Miss (W, 89-86) and 1/10/15 at Texas A&M (70-64)



# RUPP ARENA

## Year-by-Year Records

Season	W-L	Percentage
2017-18	12-1	.923
2016-17	15-2	.882
2015-16	17-0	1.000
2014-15	19-0	1.000
2013-14	16-2	.889
2012-13	16-2	.889
2011-12	18-0	1.000
2010-11	15-0	1.000
2009-10	18-0	1.000
2008-09	12-6	.667
2007-08	14-4	.778
2006-07	14-2	.875
2005-06	10-5	.667
2004-05	14-1	.933
2003-04	11-2	.846
2002-03	12-1	.923
2001-02	12-3	.800
2000-01	11-1	.917
1999-2000	14-0	1.000
1998-99	12-1	.923
1997-98	9-3	.750
1996-97	12-1	.923
1995-96	13-0	1.000
1994-95	12-1	.923
1993-94	13-1	.929
1992-93	16-0	1.000
1991-92	15-2	.882
1990-91	13-0	1.000
1989-90	13-2	.867
1988-89	8-6	.571
1987-88	14-2	.875
1986-87	13-2	.867
1985-86	18-0	1.000
1984-85	11-3	.786
1983-84	16-0	1.000
1982-83	14-1	.933
1981-82	15-1	.938
1980-81	15-0	1.000
1979-80	12-3	.800
1978-79	11-4	.733
1977-78	16-0	1.000
1976-77	12-2	.857
<b>Total</b>	<b>573-67</b>	<b>.895</b>

## Top 10 All-Time Attendances

No.	Att.	Opp.	Date	Result
1.	24,479	Louisville	1/20/10	W, 71-62
2.	24,468	N. Carolina	12/5/09	W, 68-66
3.	24,465	Florida	2/10/07	L, 64-61
4.	24,459	Florida	2/4/03	W, 70-55
5.	24,432	Louisville	12/17/05	W, 73-61
6.	24,431	Florida	2/25/17	W, 76-66
7.	24,428	Florida	3/7/15	W, 67-50
8.	24,425	Florida	2/15/14	L, 69-59
9.	24,418	Kansas	1/28/17	L, 79-73
10.	24,416	Arkansas	2/28/15	W, 84-67

## Top 10 Attendances of 17-18

No.	Att.	Opp.	Date	Result
1.	24,394	Florida	1/20/18	L, 66-64
2.	24,228	Louisville	12/29/17	W, 90-61
3.	22,922	Harvard	12/2/17	W, 79-70
4.	22,862	Georgia	12/31/17	W, 66-61
5.	22,690	Virginia Tech	12/16/17	W, 93-86
6.	22,643	Texas A&M	1/6/18	W, 74-73
7.	20,645	Fort Wayne	11/22/17	W, 86-67
8.	20,609	Mississippi St.	1/23/18	W, 78-65
9.	20,378	Centre*	11/3/17	W, 106-63
10.	20,212	UIC	11/26/17	W, 107-73

## Cats Rock at Rupp

UK has won 229 of its last 259 home games, including a 54-game winning streak in the venerable arena to begin the John Calipari era. All-time, the Wildcats are 573-67 (.895) in Rupp Arena.

Among the most notable marks of dominance in the nation's toughest venue to play include:

- The Wildcats are 305-41 (.882) in regular-season SEC games in the building
- Kentucky set a new program home record of 19 wins in 2014-15
- The Wildcats have gone undefeated at home in five of John Calipari's nine seasons
- Overall, UK has posted a perfect mark in 13 of Rupp Arena's 42 seasons

## Cal Owns Longest Win Streaks in Rupp

With UK's 2011-12 season-opening victory over Marist, UK head coach John Calipari recorded his 34th consecutive win in Rupp Arena as UK's head coach. It broke former UK head coach Rick Pitino's longest streak of 33 games in the venue.

The winning streak reached as long as 54 games. Calipari didn't suffer his first loss in Rupp Arena until losing to Baylor in his fourth season. The 54-game run, however, was his longest career winning streak. He also had the second-longest streak in the arena as the Cats won 42 straight from March 4, 2014 to Nov. 25, 2016.

## Pack the House

Kentucky has led the nation in average home attendance in 19 of the last 22 seasons entering this year, including a Rupp Arena record of 24,110 in John Calipari's first season (2009-10) as head coach.

- Kentucky averaged 23,461 fans during the 2016-17 season
- UK has averaged 23,000 or more fans in seven of Calipari's eight seasons
- The Wildcats currently lead the nation in average attendance in 2017-18

## The Top-Ranked Team at Home

Kentucky has lost just three times at home as the Associated Press top-ranked team in the history of the program and just twice in Rupp Arena. Prior to the loss to UCLA by three on Dec. 3, 2016, the other two losses came by just one point.

The Wildcats are 53-2 all-time as the AP No. 1 team in Rupp Arena since its opening in 1976. The first loss was to Auburn, 53-52, on Jan. 9, 1988.

## Coach Cal in Rupp Arena

It's been downright difficult to beat the Wildcats at Rupp Arena during the John Calipari era. UK is 146-7 (.954) at Rupp Arena under Calipari.

- UK is 18-3 (.857) vs. ranked opponents in Rupp in the Calipari era
- The Wildcats are 128-4 (.970) vs. unranked teams in Rupp under Cal
- UK is 77-3 (.963) at home vs. nonconference foes under Calipari
- Calipari notched his 100th career win at Rupp Arena as UK's coach with the Wildcats' 110-75 rout of Auburn on Feb. 21, 2014. It took Calipari just 104 games to reach the century mark at home, the fastest of any UK coach

## Cal Passes Hall for Rupp Record

With a 101-70 victory over Cleveland State on Nov. 23, 2016, John Calipari passed former UK head coach Joe B. Hall for wins in Rupp Arena history.

Calipari currently has 146 victories inside the historic venue. Hall won 122.

## Rupp Arena Quick Facts

<b>Year Opened:</b>	1976
<b>First Game:</b>	Nov. 27, 1976
<b>All-Time Record:</b>	573-67 (.89.5)
<b>Record Under Calipari:</b>	146-7 (.95.4)
<b>Capacity:</b>	23,000
<b>Record Crowd:</b>	24,479 (1/20/10)
<b>Longest Winning Streak:</b>	54 (11/9/10-12/1/12)
<b>Current Winning Streak:</b>	1 (1/23/18 - Present)

## 2017-18 Opponent Breakdown

### Utah Valley (Nov. 10)

All-time games in Rupp Arena: One  
UK record in Rupp vs. Utah Valley: 1-0  
Last time in Rupp Arena: UK, 73-63 (11/10/17)

### Vermont (Nov. 12)

All-time games in Rupp Arena: One  
UK record in Rupp vs. Vermont: 1-0  
Last time in Rupp Arena: UK, 73-69 (11/12/17)

### ETSU (Nov. 17)

All-time games in Rupp Arena: Four  
UK record in Rupp vs. ETSU: 4-0  
Last time in Rupp Arena: UK, 78-61 (11/17/17)

### Troy (Nov. 20)

All-time games in Rupp Arena: One  
UK record in Rupp vs. Troy: 1-0  
Last time in Rupp Arena: UK, 70-62 (11/20/17)

### Fort Wayne (Nov. 22)

All-time games in Rupp Arena: One  
UK record in Rupp vs. Fort Wayne: 1-0  
Last time in Rupp Arena: UK, 86-67 (11/22/17)

### UIC (Nov. 26)

All-time games in Rupp Arena: One  
UK record in Rupp vs. UIC: 1-0  
Last time in Rupp Arena: UK, 107-73 (11/26/17)

### Harvard (Dec. 2)

All-time games in Rupp Arena: One  
UK record in Rupp vs. Harvard: 1-0  
Last time in Rupp Arena: UK, 79-70 (12/26/17)

### Virginia Tech (Dec. 16)

All-time games in Rupp Arena: One  
UK record in Rupp vs. Virginia Tech: 1-0  
Last time in Rupp Arena: UK, 93-86 (12/16/17)

### Louisville (Dec. 29)

All-time games in Rupp Arena: 19  
UK record in Rupp vs. UofL: 15-4  
Last time in Rupp Arena: UK, 90-61 (12/27/17)

### Georgia (Dec. 31)

All-time games in Rupp Arena: 40  
UK record in Rupp vs. UGA: 36-4  
Last time in Rupp Arena: UK, 66-61 (12/31/17)

### Texas A&M (Jan. 9)

All-time games in Rupp Arena: Five  
UK record in Rupp vs. TAMU: 3-2  
Last time in Rupp Arena: UK, 74-73 (1/9/18)

### Florida (Jan. 20)

All-time games in Rupp Arena: 42  
UK record in Rupp vs. UF: 34-8  
Last time in Rupp Arena: UK, 66-64 (1/20/18)

### Mississippi State (Jan. 23)

All-time games in Rupp Arena: 29  
UK record in Rupp vs. MSU: 27-2  
Last time in Rupp Arena: UK, 78-65 (1/23/18)

### Vanderbilt (Jan. 30)

All-time games in Rupp Arena: 39  
UK record in Rupp vs. VU: 37-2  
Last time in Rupp Arena: UK, 73-67 (2/28/17)

### Tennessee (Feb. 6)

All-time games in Rupp Arena: 41  
UK record in Rupp vs. UT: 37-4  
Last time in Rupp Arena: UK, 83-58 (2/14/17)

### Alabama (Feb. 17)

All-time games in Rupp Arena: 30  
UK record in Rupp vs. UA: 24-6  
Last time in Rupp Arena: UK, 78-53 (2/23/16)

### Missouri (Feb. 24)

All-time games in Rupp Arena: Three  
UK record in Rupp vs. Mizzou: 3-0  
Last time in Rupp Arena: UK, 88-54 (1/27/16)

### Ole Miss (Feb. 28)

All-time games in Rupp Arena: 30  
UK record in Rupp vs. OM: 29-2  
Last time in Rupp Arena: UK, 83-61 (1/2/16)





# COACH CALIPARI

## UK vs. AP Ranked Foes Under Cal

### In John Calipari Era (2009-Present)

#### 51-24

at No. 7 West Virginia	Jan. 27, 2018	W, 83-76
at No. 23 Tennessee	Jan. 6, 2018	L, 76-65
vs. No. 4 Kansas (Chicago)	Nov. 14, 2017	L, 65-61
vs. No. 5 North Carolina (NCAA)	March 26, 2017	L, 75-73
vs. No. 8 UCLA (NCAA)	March 24, 2017	W, 86-75
vs. No. 19 Wichita St. (NCAA)	March 19, 2017	W, 65-62
vs. No. 13 Florida	Feb. 25, 2017	W, 76-66
at No. 24 Florida	Feb. 4, 2017	L, 88-66
vs. No. 2 Kansas	Jan. 28, 2017	L, 79-73
vs. No. 24 South Carolina	Jan. 21, 2017	W, 85-69
at No. 10 Louisville	Dec. 21, 2016	L, 73-70
vs. No. 7 North Carolina (Las Vegas)	Dec. 17, 2016	W, 103-100
vs. No. 11 UCLA	Dec. 3, 2016	L, 97-92
vs. No. 13 Michigan St. (New York)	Nov. 15, 2016	W, 69-48
vs. No. 14 Indiana	Nov. 19, 2016	L, 73-67
vs. No. 17 Texas A&M (SECT)	March 13, 2016	W, 82-77
at No. 4 Kansas	Jan. 30, 2016	L, 90-84
vs. No. 16 Louisville	Dec. 27, 2015	W, 75-73
vs. No. 5 Duke (Chicago)	Nov. 17, 2015	W, 74-63
vs. No. 3 Wisconsin (NCAA)	April 4, 2015	L, 71-64
vs. No. 8 Notre Dame (NCAA)	March 28, 2015	W, 68-66
vs. No. 20 W. Virginia (NCAA)	March 26, 2015	W, 78-39
vs. No. 21 Arkansas (SECT)	March 15, 2015	W, 78-63
vs. No. 18 Arkansas	Feb. 28, 2015	W, 84-67
at No. 4 Louisville	Dec. 27, 2014	W, 58-50
vs. No. 21 North Carolina	Dec. 13, 2014	W, 84-70
vs. No. 6 Texas	Dec. 5, 2014	W, 63-51
vs. No. 5 Kansas (Indianapolis)	Nov. 18, 2014	W, 72-40
vs. No. 18 UConn (NCAA)	April 7, 2014	L, 60-54
vs. No. 12 Wisconsin (NCAA)	April 5, 2014	W, 74-73
vs. No. 7 Michigan (NCAA)	March 30, 2014	W, 75-72
vs. No. 5 Louisville (NCAA)	March 28, 2014	W, 74-69
vs. No. 2 Wichita St. (NCAA)	March 23, 2014	W, 78-76
vs. No. 1 Florida (SECT)	March 16, 2014	L, 61-60
at No. 1 Florida	March 8, 2014	L, 84-65
vs. No. 3 Florida	Feb. 15, 2014	L, 69-59
vs. No. 4 Louisville	Dec. 28, 2013	W, 73-66
at No. 18 North Carolina	Dec. 14, 2013	L, 82-77
vs. No. 20 Baylor (Dallas)	Dec. 6, 2013	L, 67-62
vs. No. 2 Michigan St. (Chicago)	Nov. 12, 2013	L, 78-74
vs. No. 11 Florida	March 9, 2013	W, 61-57
at No. 7 Florida	Feb. 12, 2013	L, 69-52
at No. 16 Ole Miss	Jan. 29, 2013	W, 87-74
at No. 4 Louisville	Dec. 29, 2012	L, 80-77
vs. No. 9 Duke (Atlanta)	Nov. 13, 2012	L, 75-68
vs. No. 6 Kansas (NCAA)	April 2, 2012	W, 67-59
vs. No. 17 Louisville (NCAA)	March 31, 2012	W, 69-61
vs. No. 9 Baylor (NCAA)	March 25, 2012	W, 82-70
vs. No. 16 Indiana (NCAA)	March 23, 2012	W, 87-71
vs. No. 22 Florida	March 10, 2012	W, 74-71
at No. 16 Florida	March 4, 2012	W, 74-59
vs. No. 8 Florida	Feb. 7, 2012	W, 78-58
vs. No. 4 Louisville	Dec. 31, 2011	W, 69-62
vs. No. 5 North Carolina	Dec. 3, 2011	W, 73-72
vs. No. 12 Kansas (New York)	Nov. 15, 2011	W, 75-65
vs. No. 9 UConn (NCAA)	April 2, 2011	L, 56-55
vs. No. 7 N. Carolina (NCAA)	March 27, 2011	W, 76-69
vs. No. 1 Ohio State (NCAA)	March 25, 2011	W, 62-60
vs. No. 22 W. Virginia (NCAA)	March 19, 2011	W, 71-63
vs. No. 12 Florida (SECT)	March 13, 2011	W, 70-54
vs. No. 21 Vanderbilt	March 1, 2011	W, 68-66
vs. No. 13 Florida	Feb. 26, 2011	W, 76-68
at No. 21 Vanderbilt	Feb. 12, 2011	L, 81-77
at No. 22 Louisville	Dec. 31, 2010	W, 78-63
vs. No. 23 N. Dame (Louisville)	Dec. 8, 2010	W, 72-58
vs. No. 13 Washington (Maui)	Nov. 23, 2010	W, 74-67
vs. No. 6 W. Virginia (NCAA)	March 27, 2010	L, 73-66
vs. No. 15 Tennessee (SECT)	March 13, 2010	W, 74-45
at No. 19 Tennessee	Feb. 27, 2010	L, 74-65
at No. 17 Vanderbilt	Feb. 20, 2010	W, 58-56
vs. No. 12 Tennessee	Feb. 13, 2010	W, 73-62
vs. No. 25 Ole Miss	Feb. 2, 2010	W, 85-75
vs. No. 21 Vanderbilt	Jan. 30, 2010	W, 85-72
vs. No. 14 UConn (New York)	Dec. 9, 2009	W, 64-61
vs. No. 10 North Carolina	Dec. 5, 2009	W, 68-66

### Calipari's Record at UK vs:

vs. No. 1	1-2
vs. Top 3	2-6
vs. Top 5	9-10
vs. Top 10	20-15
vs. Top 15	31-17
vs. Top 20	41-21
vs. Top 25	51-24
Home	18-3
Away	6-10
Neutral	27-11
SEC Tourney	4-1
NCAA Tourney	15-6

### Another Milestone Reached: 700 Victories

With Kentucky's win over UIC on Nov. 26, 2017, John Calipari became just the 39th coach to reach 700 on-court wins, regardless of classification. Only 27 coaches have done it with at least 10 seasons at the Division I level.

Calipari became the fourth-fastest coach to 700 on-court wins ever. Only Adolph Rupp (836 games), Jerry Tarkanian (876 games) and Roy Williams (879 games) did it faster.

### Moving Up the Kentucky Career Wins List

With a 78-65 victory vs. Mississippi State on Jan. 23, John Calipari notched his 264th career win at Kentucky, moving him past Tubby Smith, who finished his UK career with a 263-83 mark. Calipari trails only the legendary Adolph Rupp (876 wins) and Joe B. Hall (297) for most wins at Kentucky.

Although he's still climbing the charts, he's doing it faster than anyone else in school history. With a thrilling 75-73 victory over rival Louisville on Dec. 26, 2015, John Calipari captured his 200th career win at Kentucky faster than any coach in UK history -- and nearly faster than anyone has ever done it at any school.

Calipari reached the 200-win plateau in his 240th career game at Kentucky. Rick Pitino, previously the fastest to 200 wins at UK prior to Calipari, didn't capture his 200th Wildcat win until his 249th game. Rupp reached 200 during his 250th game.

Not only did Calipari reach the 200-win mark in record pace at Kentucky, he also nearly set the all-time Division I mark. With the win over U of L, he became the second-fastest Division I men's basketball coach to reach 200 victories at a single school, behind only LIU-Brooklyn's Clair Bee, who achieved the feat in 231 games.

Calipari is one of just 11 head coaches in Division I men's basketball history with at least 200 victories at two different schools and just the fifth coach at Kentucky to reach the 200-win plateau. He's currently the only coach in NCAA history with at least 189 victories at three different schools.

Calipari reached his 250th career win at Kentucky with a 73-63 come-from-behind victory vs. Utah Valley for the 2017-18 season opener. Calipari reached 250 wins at UK faster than any other Wildcat coach. It took Rupp 312 games to reach 250 wins, whereas it took Calipari just 303.

### First-Ballot Hall of Famer

Kentucky men's basketball coach John Calipari joined basketball's fraternity of legends in September 2015 after being elected to the Naismith Memorial Basketball Hall of Fame on the first ballot.

Calipari joined an elite group of basketball players and coaches in the Naismith Hall of Fame, considered to be one of the ultimate honors in the sport. The Class of 2015 included Calipari, Dick Bevetta, Wildcat Louie Dampier, Lindsay Gaze, Tom Heinsohn, John Isaacs, Spencer Haywood, Lisa Leslie, Dikembe Mutombo, George Raveling and Jojo White.

### Calipari in Elite Company with Conference Championships

Kentucky men's basketball coach John Calipari added another first to his Hall of Fame career in 2017.

When Kentucky clinched at least a share of the 2017 Southeastern Conference championship by beating Vanderbilt on Feb. 28, 2017, he made history as a head coach. Calipari is the first NCAA Division I coach to lead three different programs (UMass, Memphis, Kentucky) to five on-court regular-season league titles five different times. He won the Atlantic 10 at the helm of UMass in 1992, 93, 94, 95 and 96. Memphis claimed the Conference USA crown in 2004, 06, 07, 08 and 09. Kentucky has captured the SEC five times in 2010, 12, 15, 16 and 17.

Perhaps more impressive is that Calipari has 29 combined regular-season and tournament championships. That trails only Mark Few of Gonzaga (30 titles) among all active coaches. All-time, Calipari trails only the great Adolph Rupp (41), Dean Smith (30) and Few.

### There's No Place Like Home

Since the 2000-01 season, John Calipari-coached teams have posted a 299-26 (.920) record at home. At UK, Coach Cal is 146-7 (.954) in Rupp Arena.

In five of Calipari's eight full seasons at Kentucky, the Wildcats have posted an undefeated record at home, including a school-record 19-0 mark during the 2014-15 season.

Calipari owns both of UK's longest winning streaks in the arena. He began his career at UK with a 54-game winning streak at Rupp Arena. It was the longest winning streak since the arena opened in 1976. With a win over Georgia on Feb. 9, 2016, he secured the second-longest streak in the storied building at 34 games (which ended at 42).

Coach	Streak (Yrs)
1. John Calipari	54 (2010-13)
2. John Calipari	42 (2014-17)
3. Rick Pitino	33 (1992-94)
4. Joe B. Hall	30 (1981-82)
5. Rick Pitino	27 (1995-97)

### Life Away From Home Isn't So Bad Either

As good as John Calipari's team's have been at home, they're nearly as good in hostile environments on the road. Dating back to the 2005-06 season, Calipari has recorded an 91-39 (.700) record on the road.

At neutral-site venues, Kentucky is 67-16 all-time under Calipari.

### Calipari at No. 1

John Calipari is one of just two coaches (Frank McGuire) to lead three programs to a No. 1 ranking. With UK's No. 1 ranking in 2016-17, Calipari has guided six of his last eight and seven of his last 10 teams to the No. 1 ranking (and the ninth time he's done it overall).

When Coach Cal's teams have been at the top, they've been difficult to knock off:

- Calipari is 110-12 (.902) as the top-ranked Associated Press Top 25 coach in the country
- He's 69-7 (.908) when his team is at the top of the AP Top 25 as UK's head coach
- Calipari tallied a 32-4 mark at UMass when the Minutemen were No. 1 and he was 9-1 at Memphis when he had the Tigers at the pinnacle of the rankings

## AHEAD OF THE BARON OF THE BLUEGRASS

• Legendary coach Adolph Rupp won 876 career games while he was the coach of UK. He also led Kentucky to five NCAA titles during his 41-year tenure.

• John Calipari is ahead of the pace set by the legend as far as victories to begin his career at UK. Also, Calipari (.820) is only slightly behind Rupp (.822) in total UK career winning percentage.

Coach	Games	Record	Next Game (324th Game)
John Calipari	323	265-58	vs. Vanderbilt (Jan. 30)
Adolph Rupp	323	260-63	def. Arkansas 67-42 (Dec. 18, 1945)
Tubby Smith	323	249-74	def. UMass 82-68 (Dec. 22, 2006)
Joe B. Hall	323	244-79	def. Vanderbilt 82-63 (Feb. 19, 1983)
Rick Pitino	270	220-50	End of UK coaching career at 270th game



# COACH CALIPARI

## UK vs. AP Ranked Foes Under Cal

### Record as AP Top-Ranked Coach Since 2009-10

Coach	Schools	Records
1. John Calipari	Kentucky	69-7
2. Mike Krzyzewski	Duke	39-6
3. Bill Self	Kansas	39-7
4. Jay Wright	Villanova	24-5
5. Jim Boeheim	Syracuse	15-4
6. Tom Crean	Indiana	14-3
7. Thad Matta	Ohio State	13-2
8. Sean Miller	Arizona	12-1
9. Billy Donovan	Florida	11-1
10. Mark Few	Gonzaga	10-2

### Record as AP Top-Ranked Coach Active

Coach	Schools	Records
1. Mike Krzyzewski	Duke	205-30
2. John Calipari	UK, Memphis, UMass	110-12
3. Roy Williams	UNC, Kansas	95-18
4. Bill Self	Kansas	41-8
5. Bruce Weber	Illinois	30-2
6. Jim Boeheim	Syracuse	24-5
Jay Wright	Villanova	24-5
8. Thad Matta	Ohio State	22-3
9. Bob Huggins	Cincinnati	20-4
10. Tom Crean	Indiana	14-3

through games on Jan. 27, 2018

## All-Time Calipari Draft Picks

Player (School)	Round	Year (Overall)
Bam Adebayo (UK)	First	2017 (14)
Eric Bledsoe (UK)	First	2010 (18)
Devin Booker (UK)	First	2015 (13)
Antonio Burks (MEM)	Second	2004 (36)
Marcus Camby (UMASS)	First	1996 (2)
Rodney Carney (MEM)	First	2006 (16)
DeMarcus Cousins (UK)	First	2010 (5)
Willie Cauley-Stein (UK)	First	2015 (6)
Anthony Davis (UK)	First	2012 (1)
Joey Dorsey (MEM)	Second	2008 (33)
C. Douglas-Roberts (MEM)	Second	2008 (40)
Robert Dozier (MEM)	Second	2009 (60)
Tyrece Evans (MEM)	First	2009 (4)
De'Aaron Fox (UK)	First	2017 (5)
Archie Goodwin (UK)	First	2013 (29)
Josh Harrellson (UK)	Second	2011 (45)
Andrew Harrison (UK)	Second	2015 (44)
Dakari Johnson (UK)	Second	2015 (48)
Terrence Jones (UK)	First	2012 (18)
Enes Kanter (UK)	First	2011 (3)
Michael Kidd-Gilchrist	First	2012 (2)
Brandon Knight (UK)	First	2011 (8)
Skal Labissiere (UK)	First	2016 (28)
Doron Lamb (UK)	Second	2012 (42)
DeAndre Liggins (UK)	Second	2011 (53)
Trey Lyles (UK)	First	2015 (12)
Darius Miller (UK)	Second	2012 (46)
Malik Monk (UK)	First	2017 (11)
Jamal Murray (UK)	First	2016 (7)
Nerlens Noel (UK)	First	2013 (6)
Daniel Orton (UK)	First	2010 (29)
Patrick Patterson (UK)	First	2010 (14)
Julius Randle (UK)	First	2014 (7)
Lou Roe (UMass)	Second	1995 (30)
Derrick Rose (MEM)	First	2008 (1)
Marquis Teague (UK)	First	2012 (29)
Karl-Anthony Towns (UK)	First	2015 (1)
Tyler Ulis (UK)	Second	2016 (34)
Dajuan Wagner (MEM)	First	2002 (6)
John Wall (UK)	First	2010 (1)
Shawne Williams (MEM)	First	2006 (17)
James Young (UK)	First	2014 (17)

- Through games on Dec. 29, Calipari (110) trails only Duke's Mike Krzyzewski (205) in active coaches with victories at No. 1
- Calipari has coached 122 career games as a No. 1 team, the fourth most in NCAA history, trailing Krzyzewski (235), John Wooden (228) and Adolph Rupp (131)
- Among coaches who have owned a No. 1 ranking in at least 119 games, Calipari's winning percentage of .902 trails only Wooden (.952) and is ahead of active coach Krzyzewski (.872)

## Calipari Unrivaled in Conference

John Calipari has won 15 league regular-season championships (including the 2010, 2012, 2015, 2016 and 2017 SEC championships) eight more than the next-closest coach in the SEC (Ben Howland has seven conference titles). With a 2017 SEC Tournament championship -- Calipari's third straight and fifth at UK -- he owns 14 conference tournament titles, nine more than his closest competitor (Howland).

He's tallied a 324-96 (.771) all-time record within conference play as a head coach and owns a 116-30 (.795) record since joining the SEC.

## 30 is the new 20

With a road win at Alabama on Feb. 11, John Calipari notched his 23rd consecutive season of 20 or more on-court wins as a collegiate head coach. He leads all active coaches with that streak, ahead of Mike Krzyzewski (21), Bill Self (19) and Jim Boeheim (17).

With a first-round win over Northern Kentucky in the 2017 NCAA Tournament, Calipari and the Cats clinched a 30-win season for the fourth time in his eight seasons as head coach. Calipari has 10 seasons with 30 or more on-court wins. Only Krzyzewski (13) and Roy Williams (11) have more 30-win seasons as an active head coach. Calipari is the first coach in NCAA Division I history to record five straight on-court 30-win seasons, notching 30 wins in consecutive seasons from 2005-06 to 2009-10.

## The Success Rate

John Calipari has graduated 100 percent of the players (17 of 17) who have been eligible to receive their diploma by the end of their senior years and exhausted their athletic eligibility. Of that group, Patrick Patterson, Jarrod Polson and Alex Poythress completed their degrees in three years.

In the NCAA's Academic Progress Rate, which measures eligibility, retention and graduation, UK has posted a single-year Academic Progress Rate of 977 or higher in every season under Calipari, including a perfect 1,000 in the last four single-year reports. Kentucky's four-year composite score in the most recent report, which was released in May, was a 1,000, earning the team an NCAA academic award for the third year in a row for finishing in the top 10 percent of Division I men's basketball programs.

Under Calipari, the Wildcats routinely post a 3.0 grade-point average or better.

## Dream Maker

As someone who prides himself on helping young men reach their dreams, Coach Cal has helped 42 players get selected in the NBA Draft during his college coaching career, including 31 over his first eight seasons at Kentucky, which is more than any other coach.

- Four No. 1 overall selections (Derrick Rose, John Wall, Anthony Davis and Karl-Anthony Towns) during the nine drafts from 2008 to 2016. No other coach has more than two No. 1 picks
- In 2010, five of his UK players were selected in the first round for the first time in NBA history

## UK Collegiate Awards Under Calipari

All-America Honors	All-SEC	NCAA Regional Tournament
DeMarcus Cousins (2010)	D. Cousins (2010) 1st (Coaches/AP)	DeMarcus Cousins 2010
AP (1), NABC (2), USBWA (2), SN (2)	P. Patterson (2010) 1st (Coaches/2nd AP)	John Wall 2010
John Wall (2010)	John Wall (2010) 1st (Coaches/AP)	Josh Harrellson 2011
AP (1), NABC (2), USBWA (2), SN (2)	T. Jones (2011) 1st (Coaches/AP)	B. Knight (MVP) 2011
Anthony Davis (2012)	B. Knight (2011) 1st (Coaches/2nd AP)	DeAndre Liggins 2011
AP (1), NABC (2), USBWA (2), SN (2)	Anthony Davis (2012) 1st (Coaches/AP)	M. Kidd-Gilchrist (MVP) 2012
Michael Kidd-Gilchrist (2012)	M. Kidd-Gilchrist (2012) 1st (Coaches/AP)	Anthony Davis 2012
AP (3), USBWA (2), NABC (3), SN (2)	T. Jones (2012) 2nd (Coaches/AP)	Doron Lamb 2012
Julius Randle (2014)	Doron Lamb (2012) 2nd (Coaches)	Aaron Harrison 2014
NABC (3)	Nerlens Noel (2013) 1st (Coaches/AP)	Marcus Lee 2014
Willie Cauley-Stein (2015)	Julius Randle (2014) 1st (Coaches/AP)	Julius Randle (MVP) 2014
NABC (1), USBWA (1), SN (1)	James Young (2014) 2nd (Coaches)	Willie Cauley-Stein 2015
Karl-Anthony Towns (2015) SN (3)	Devin Booker (2015) 2nd (Coaches)	Andrew Harrison 2015
Tyler Ulis (2016)	W. Cauley-Stein (2015) 1st (Coaches/AP)	K. Towns (MVP) 2015
AP (1), SN (1), USBWA (2), NABC (2)	Aa. Harrison (2015) 2nd (Coaches/AP)	De'Aaron Fox 2017
Malik Monk (2017)	K. Towns (2015) 1st (Coaches/AP)	Isaac Humphries 2017
SN (2), USBWA (2), NABC (2), AP (2)	Tyler Ulis (2016) 1st (Coaches/AP)	
SEC Player of the Year	Jamal Murray (2016) 1st (Coaches/AP)	<b>SEC All-Tournament Team</b>
John Wall 2010 (Coaches/AP)	Malik Monk (2017) 1st (Coaches/AP)	John Wall 2010
Anthony Davis 2012 (Coaches/AP)	De'Aaron Fox (2017) 1st (Coaches/AP)	Eric Bledsoe 2010
Tyler Ulis 2016 (Coaches/AP)	Bam Adebayo (2017) 2nd (Coaches/AP)	DeMarcus Cousins 2010
Malik Monk 2017 (AP)		Darius Miller 2011
SEC Defensive Player of the Year	<b>All-SEC Defensive Team</b>	Brandon Knight 2011
Anthony Davis 2012 (Coaches)	Patrick Patterson 2010	Josh Harrellson 2011
Nerlens Noel 2013 (Coaches)	DeAndre Liggins 2011	Anthony Davis 2012
Willie Cauley-Stein 2015 (Coaches)	Anthony Davis 2012	Terrence Jones 2012
Tyler Ulis 2016 (Coaches)	Michael Kidd-Gilchrist 2012	Aaron Harrison 2014
SEC Freshman (Coaches)/Newcomer (AP) of the Year	Nerlens Noel 2013	Julius Randle 2014
DeMarcus Cousins 2010 (Coaches)	Willie Cauley-Stein 2013	Willie Cauley-Stein 2015
John Wall 2010 (AP)	Willie Cauley-Stein 2015	Aaron Harrison 2015
Terrence Jones 2011 (Coaches/AP)	Tyler Ulis 2016	Andrew Harrison 2015
Anthony Davis 2012 (Coaches/AP)	<b>Coaches' All-SEC Freshman Team</b>	Jamal Murray 2016
Nerlens Noel 2013 (Coaches/AP)	Eric Bledsoe 2010	Tyler Ulis 2016
Julius Randle 2014 (Coaches/AP)	DeMarcus Cousins 2010	Bam Adebayo 2017
Karl-Anthony Towns 2015 (Coaches/AP)	John Wall 2010	De'Aaron Fox 2017
Malik Monk 2017 (Coaches/AP)	Brandon Knight 2011	Dominique Hawkins 2017
SEC Sixth Man of the Year	Terrence Jones 2011	
Darius Miller 2012 (Coaches)	Doron Lamb 2011	<b>SEC Tournament MVP</b>
Kyle Wiltjer 2013 (Coaches)	Anthony Davis 2012	John Wall 2010
Devin Booker 2015 (Coaches)	Michael Kidd-Gilchrist 2012	Darius Miller 2011
	Willie Cauley-Stein 2013	Willie Cauley-Stein 2015
	Archie Goodwin 2013	Tyler Ulis 2016
	Nerlens Noel 2013	De'Aaron Fox 2017
	Alex Poythress 2013	
	Julius Randle 2014	
	James Young 2014	
	Devin Booker 2015	
	Trey Lyles 2015	
	Karl-Anthony Towns 2015	
	Tyler Ulis 2015	
	Jamal Murray 2016	
	Malik Monk 2017	
	De'Aaron Fox 2017	
	Bam Adebayo 2017	
	<b>NCAA Final Four Team</b>	
	Anthony Davis (MVP) 2012	
	Michael Kidd-Gilchrist 2012	
	Doron Lamb 2012	
	Julius Randle 2014	
	James Young 2014	





# COACH CALIPARI

A “players-first” coach with a penchant for helping people reach their dreams, John Calipari, a Naismith Memorial Basketball Hall of Famer, has guided six teams to the Final Four, led one to a national championship and helped 42 players get selected in the NBA Draft during his 25-year college coaching career.

Calipari guided Kentucky to its eighth national championship and his first national title in 2012. In becoming only the second coach in NCAA history to lead three different schools to the Final Four, he has racked up more than 600 victories, 18 NCAA Tournament appearances, six Final Fours and numerous national coach of the year honors.

In 2015, Coach Cal led college basketball’s first ever 38-0 team, and became one of just three coaches to make four Final Fours in a five-year span. At the end of the season, Calipari became the 96th coach to join the Naismith Memorial Basketball Hall of Fame.

While building a program out of obscurity at Massachusetts, laying the foundation at Memphis and restoring luster at the sport’s greatest program at Kentucky, he has totaled the second-most wins in NCAA history in the first 20 years of a college coaching career.

Quite honestly, though, Calipari’s on-court success overshadows a much more significant picture.

In his goal to lead a players-first program, he has helped 42 players realize their dreams and guide them to NBA Draft selections, including a record five first-round draft picks in 2010. Two years later, six Wildcats heard their names called at the 2012 draft, the most in the two-round draft era. UK, with Calipari’s help, would tie those six picks again in 2015, including a record-tying four lottery selections. His four No. 1 overall picks are twice as many as any other coach, and he’s had 31 players drafted during his first eight years at Kentucky, including 24 first-round picks.

Calipari’s players have entered the league NBA-ready. He’s coached an MVP, four All-NBA players, three Rookie of the Year winners, and 10 players from Calipari’s first six teams at Kentucky have made the NBA All-Rookie teams.

Much like he did at UMass, where his players graduated at nearly 80 percent, Calipari has stressed academics. Fifteen of his last 18 seniors at Memphis earned their bachelor’s degrees, and all 17 players at UK who were eligible to graduate by the end of their senior years walked away with a diploma in hand, including three players who earned their degree in just three years. Calipari’s teams routinely have posted a combined team grade-point averages of 3.0 or better.

His foundation, The Calipari Foundation, has raised millions of dollars to help the lives of those in need in the Commonwealth and across the country. In 2010, he used a telethon to raise more than \$1 million for victims of the devastating earthquake in Haiti. He organized another one in 2012 for victims of Superstorm Sandy and another one in 2017 for victims of Hurricane Harvey.

In 2013, Calipari came up with the idea of hosting an annual alumni weekend around his basketball fantasy experience with the intent to raise money for charity. After generating \$350,000 for selected organizations and charities during the inaugural game, the weekend (the game and the fantasy experience) has generated more than \$1 million for charity every year since, including in 2014 without the funds from an alumni game and 2016 with a celebrity softball game in place of the traditional basketball game.

In 2017, Coach Cal was named the head coach of the 2017 USA Basketball Men’s U19 World Cup Team, which finished third at the 2017 FIBA U19 World Cup in Cairo.

Author of five books, including the New York Times Best Seller “Players First: Coaching from the Inside Out,” Calipari is a master of communication and maximizing talent. He lives by the motto that “it’s never a matter of how far you have fallen, but instead it’s about how high you bounce back.”

## BIOGRAPHICAL INFORMATION

**Date of Birth:** Feb. 10, 1959 | **Wife:** Ellen  
**Children:** Erin, Megan, Brad

### Education

Clarion State (1982)

### Head Coaching Experience

University of Massachusetts (1989-96)

New Jersey Nets (NBA) (1997-99)

University of Memphis (2001-09)

University of Kentucky (2010-present)

## COACHING AWARDS

- 2015 Naismith Memorial Basketball Hall of Fame Inductee
- 2015 AP National Coach of the Year
- 2015 Naismith National Coach of the Year
- 2015 NABC National Coach of the Year
- 2015 The Sporting News National Coach of the Year
- 2015 Adolph Rupp National Coach of the Year
- 2015 SEC Coach of the Year (AP/Coaches)
- 2015 USBWA District IV Coach of the Year
- 2012 Nell & John Wooden Coach of the Year Leadership Award
- 2012 Naismith National Coach of the Year Finalist
- 2012 SEC Coach of the Year (AP/Coaches)
- 2010 Adolph Rupp National Coach of the Year
- 2010 Naismith National Coach of the Year Finalist
- 2010 SEC Coach of the Year (AP)
- 2010 *Sporting News* SEC Coach of the Year
- 2010 Yahoo! Sports SEC Coach of the Year
- 2010 USBWA District IV Coach of the Year
- 2009 NABC National Co-Coach of the Year
- 2009 *Sports Illustrated* National Coach of the Year
- 2009 Phelan National Coach of the Year
- 2009 Iba National Coach of the Year Finalist
- 2009 C-USA Coach of the Year
- 2008 Naismith National Coach of the Year
- 2008 C-USA Coach of the Year
- 2008 Iba National Coach of the Year Finalist
- 2008 Phelan National Coach of the Year Finalist
- 2007 Phelan National Coach of the Year Finalist
- 2007 USBWA District IV Coach of the Year
- 2007 *Basketball Times* South Region Coach of the Year
- 2006 C-USA Coach of the Year
- 2004 NABC District 7 Coach of the Year
- 1996 Naismith National Coach of the Year
- 1996 NABC National Coach of the Year
- 1996 *The Sporting News* National Coach of the Year
- 1996 Atlantic 10 Coach of the Year
- 1995 Naismith National Coach of the Year Finalist
- 1994 Naismith National Coach of the Year Finalist
- 1994 Atlantic 10 Coach of the Year
- 1993 USBWA District I Coach of the Year
- 1993 Atlantic 10 Coach of the Year
- 1992 Eastern Basketball Coach of the Year



## NCAA DIVISION I ACTIVE WINNINGEST COACHES

(On-Court By Percentage - Min. 10 yrs. at Division I level)

NO.	COACH/TEAM	YRS.	PCT.
1.	Mark Few/Gonzaga	18	.817
2.	Roy Williams/UNC	29	.791
3.	<b>John Calipari/Kentucky</b>	<b>25</b>	<b>.782</b>
4.	Mike Krzyzewski/Duke	42	.764
5.	Bill Self/Kansas	24	.763

\*numbers going into the 2017-18 season

## SINCE 2005-06 ...

Since the 2005-06 season, John Calipari's on-court record ranks him as the winningest coach. Totals through Jan. 27, 2018.

COACH	RECORD
1. John Calipari	402-72
2. Bill Self	386-75
3. Mike Krzyzewski	368-87
4. Mark Few	363-80
5. Roy Williams	362-106

## MISCELLANEOUS ON-COURT RECORDS

Overall On-Court Record: .....710-198 (.782)  
 March/April Record: .....152-42 (.784)  
 NCAA Record: .....51-17 (.750)  
 Record in Conference Games: .....324-96 (.771)  
 Record in Conference Tournament: .....53-12 (.815)

- Calipari owns the most single-season wins with 38, tying his own record (Memphis in '08 and UK in '12) in 2016 with 38 wins
- Calipari is one of two coaches (Roy Williams) in NCAA Division I history to have 400 or more wins in the first 16 years as a head coach. Calipari had 416 wins in his first 16 years
- Calipari is the winningest coach in NCAA Division I history for a five-year span with 173 victories (2008-12)
- Calipari is the first coach in NCAA Division I history to record five straight on-court 30-win seasons. Memphis hit the 30-win plateau from 2006-09
- Calipari is one of only two coaches (Rick Pitino) to lead three different schools to a Final Four
- Calipari is one of only three coaches (John Wooden, Mike Krzyzewski) to go to four Final Fours in five seasons
- Calipari started with a 54-0 record in Rupp Arena as head coach of the Wildcats
- Calipari has 31 players that have been chosen in the NBA Draft (24 first-round picks) over the last eight seasons
- Calipari has more wins (327) in a 10-year period (2006-15) than any other coach in college basketball history
- Calipari is the second-fastest Division I men's basketball coach to reach 200 victories at a single school, behind only LIU-Brooklyn's Claire Bee
- Calipari's 29 combined regular season and tournament league titles trail only Mark Few of Gonzaga for the most among active coaches
- Calipari became the fourth-fastest coach to 700 on-court wins, behind only Adolph Rupp, Jerry Tarkanian and Roy Williams
- Calipari has the third-most wins in school history, behind only Adolph Rupp and Joe B. Hall

## CAL IN CONFERENCE

SEC COACHES	CONFERENCE	Tournament	Conference
	CHAMPIONSHIPS	Championships	Coach of the Year
Avery Johnson, Alabama	0	0	0
Mike Anderson, Arkansas	1	1	1
Bruce Pearl, Auburn	7	2	7
Michael White, Florida	3	0	3
Mark Fox, Georgia	4	0	3
<b>John Calipari, Kentucky</b>	<b>15</b>	<b>14</b>	<b>9</b>
Will Wade, LSU	0	0	1
Cuonzo Martin, Missouri	1	0	1
Andy Kennedy, Ole Miss	0	1	2
Ben Howland, Mississippi State	7	5	3
Frank Martin, South Carolina	0	0	1
Rick Barnes, Tennessee	3	1	5
Billy Kennedy, Texas A&M	5	2	4
Bryce Drew, Vanderbilt	4	2	3
<b>TOTALS</b>	<b>50</b>	<b>28</b>	<b>43</b>

## CALIPARI VS. ALL OPPONENTS

Alabama ..... 13-3	George Mason ..... 1-0	Montana State ..... 1-0	St. Bonaventure ..... 17-1
Albany ..... 1-0	George Washington ..... 8-9	Morehead State ..... 2-0	St. John's ..... 1-0
Arizona ..... 1-1	Georgetown ..... 2-1	Murray State ..... 1-0	St. Joseph's ..... 15-5
Arizona State ..... 2-1	Georgia ..... 15-2	Nevada ..... 1-0	St. Mary's ..... 1-0
Arkansas ..... 10-6	Georgia Tech ..... 1-1	New Hampshire ..... 5-0	St. Peter's ..... 1-0
Arkansas-Little Rock ..... 3-0	Gonzaga ..... 4-0	New Mexico ..... 1-0	Stanford ..... 3-2
Arkansas-Pine Bluff ..... 1-0	Grand Canyon ..... 1-0	New Orleans ..... 1-0	Stephen F. Austin ..... 1-0
Arkansas State ..... 4-0	Hampton ..... 1-0	NJIT ..... 1-0	Stony Brook ..... 1-0
Auburn ..... 9-1	Hartford ..... 2-0	North Carolina ..... 6-3	Syracuse ..... 3-2
Austin Peay ..... 6-1	Harvard ..... 2-0	North Carolina State ..... 1-0	TCU ..... 7-1
Baylor ..... 1-2	Hofstra ..... 1-0	North Texas ..... 1-0	Temple ..... 13-11
Belmont ..... 2-0	Holy Cross ..... 4-1	Northeastern ..... 3-1	Tennessee ..... 14-8
Boise State ..... 1-0	Houston ..... 16-3	Northern Kentucky ..... 2-0	Tennessee Tech ..... 1-0
Boston ..... 7-1	Howard ..... 1-0	Northwestern State ..... 1-0	Texas ..... 2-2
Boston College ..... 2-0	Illinois ..... 1-1	Notre Dame ..... 2-1	Texas A&M ..... 8-2
Bradley ..... 1-0	Illinois State ..... 1-0	Oakland ..... 1-0	Towson State ..... 1-0
Bucknell ..... 1-0	Indiana ..... 3-2	Ohio State ..... 1-2	Troy ..... 1-0
Buffalo ..... 2-0	Iowa ..... 0-1	Oklahoma ..... 5-1	Tulane ..... 16-0
BYU ..... 1-0	Iowa State ..... 2-0	Oklahoma State ..... 0-2	Tulsa ..... 11-1
Cal State Northridge ..... 1-0	Jackson State ..... 2-0	Old Dominion ..... 2-0	UAB ..... 14-3
Canisius ..... 1-0	Kansas ..... 3-6	Ole Miss ..... 13-4	UCF ..... 5-0
Central Conn. St. .... 2-0	Kansas State ..... 2-0	Oral Roberts ..... 1-0	UCLA ..... 4-4
Charlotte ..... 2-3	Keene State ..... 1-0	Oregon State ..... 1-0	UNC Asheville ..... 2-0
Chattanooga ..... 2-0	Kentucky ..... 2-4	Pennsylvania ..... 3-0	UNC Greensboro ..... 1-0
Christian Brothers ..... 2-0	La Salle ..... 3-0	Penn State ..... 4-4	UNC Wilmington ..... 1-0
Cincinnati ..... 6-7	Lafayette (Pa.) ..... 1-0	Pepperdine ..... 1-0	UNC Asheville ..... 1-0
Cleveland State ..... 4-0	Lamar ..... 4-0	Pittsburgh ..... 2-1	USF ..... 10-1
Coastal Carolina ..... 1-0	LIU-Brooklyn ..... 1-0	Portland ..... 3-0	Utah ..... 1-1
Colorado ..... 1-1	Lipscomb ..... 1-0	Princeton ..... 2-0	Utah Valley ..... 1-0
Colorado State ..... 0-1	Long Beach State ..... 1-0	Providence ..... 3-1	UTEP ..... 5-0
Columbia ..... 1-0	Louisiana Tech ..... 1-1	Purdue ..... 2-1	UT Arlington ..... 3-0
Connecticut ..... 2-5	Louisville ..... 15-7	Radford ..... 1-0	UT Martin ..... 5-0
Coppin State ..... 1-0	Loyola ..... 1-0	Rhode Island ..... 16-2	Valparaiso ..... 1-0
Cornell ..... 1-0	Lowell ..... 2-1	Rice ..... 4-0	Vanderbilt ..... 14-4
Dartmouth ..... 1-0	LSU ..... 11-2	Richmond ..... 1-0	Vermont ..... 3-0
Dayton ..... 1-0	Manhattan ..... 2-0	Rider ..... 1-0	Villanova ..... 2-0
DePaul ..... 4-2	Marist ..... 2-0	Robert Morris ..... 1-1	Virginia ..... 0-1
Detroit ..... 1-0	Marquette ..... 3-1	Rutgers ..... 11-4	Virginia Tech ..... 3-0
Drexel ..... 2-0	Marshall ..... 6-0	Saint Louis ..... 4-3	Wake Forest ..... 2-1
Duke ..... 1-2	Maryland ..... 5-3	Sam Houston State ..... 1-0	Washington ..... 1-0
Duquesne ..... 12-4	Massachusetts ..... 1-0	Samford ..... 3-0	West Virginia ..... 13-7
East Carolina ..... 7-0	Memphis ..... 1-0	Santa Clara ..... 1-0	Western Kentucky ..... 2-0
East Tennessee State ..... 4-0	Miami (Fla.) ..... 0-1	Savannah State ..... 1-0	Wichita State ..... 2-0
Eastern Kentucky ..... 3-0	Miami (Ohio) ..... 2-0	Seton Hall ..... 1-0	Winthrop ..... 2-0
Eastern Michigan ..... 2-0	Michigan ..... 1-0	Siena ..... 4-0	Wisconsin ..... 1-1
Fairfield ..... 1-0	Michigan State ..... 2-1	SMU ..... 7-0	Wofford ..... 1-0
Florida ..... 15-7	Middle Tennessee ..... 3-0	South Carolina ..... 13-3	Wright State ..... 1-0
Florida State ..... 1-1	Milwaukee ..... 1-0	South Connecticut ..... 1-0	Xavier ..... 2-2
Florida Tech ..... 0-1	Mississippi State ..... 12-0	S. Louisiana ..... 3-0	Yale ..... 1-0
Fordham ..... 5-0	Mississippi Valley St. .... 1-0	Southern Cal ..... 2-0	
Fort Wayne ..... 1-0	Missouri ..... 7-2	Southern Miss ..... 15-4	
Furman ..... 1-0	Monmouth ..... 1-0	Southwest Texas St. .... 1-0	



# INDIVIDUAL GAME RECORDS CALERA

## MOST POINTS

Pts.	Player vs. Opponent	Date
47	Malik Monk vs. North Carolina	12-17-16
39	De'Aaron Fox vs. UCLA	3-24-17
37	Malik Monk vs. GEORGIA	1-31-17
35	Jamal Murray vs. FLORIDA	2-6-16
35	Terrence Jones vs. AUBURN	1-11-11
34	Kevin Knox at West Virginia	1-27-17
34	Malik Monk at Ole Miss	12-29-16
33	Malik Monk vs. FLORIDA	2-25-17
33	Jamal Murray at Vanderbilt	2-27-16
33	Jamal Murray vs. Ohio State	12-19-15
32	Doron Lamb vs. WINTHROP	12-22-10
30	Tyler Ulis vs. Texas A&M	3-13-16
30	Brandon Knight vs. West Virginia	3-19-11
29	Julius Randle vs. BELMONT	12-21-13
29	Terrence Jones vs. Oklahoma	11-22-10
29	Eric Bledsoe vs. East Tennessee St.	3-18-10

SEC: 37, Malik Monk vs. GEORGIA, 1-31-17

Postseason: 39, De'Aaron Fox vs. UCLA, 3-24-17

SEC Tourney: 30, Tyler Ulis vs. Texas A&M, 3-13-16

NCAA Tourney: 39, De'Aaron Fox vs. UCLA, 3-24-17

Rupp Arena: 37, Malik Monk vs. GEORGIA, 1-31-17

On the Road: 34, Kevin Knox at West Virginia, 1-27-17

Neutral: 47, Malik Monk vs. North Carolina, 12-17-16

SEC Road: 34, Malik Monk at Ole Miss, 12-29-16

Ranked Opp.: 47, Malik Monk vs. North Carolina, 12-17-16

Freshman: 47, Malik Monk vs. North Carolina, 12-17-16

Sophomore: 30, Tyler Ulis vs. Texas A&M, 3-13-16

Junior: 25, Derek Willis vs. TENNESSEE, 2-18-16

Senior: 25, Alex Poythress at Alabama, 1-19-16

Opener: 25, Terrence Jones vs. ETSU, 11-12-10

SEC Opener: 34, Malik Monk at Ole Miss, 12-29-16

\*\*In some cases, the most recent occurrence is listed

## MOST POINTS IN AN SEC GAME

Pts.	Player vs. Opponent	Date
37	Malik Monk vs. GEORGIA	1-31-17
35	Jamal Murray vs. FLORIDA	2-6-16
35	Terrence Jones vs. AUBURN	1-11-11
34	Malik Monk at Ole Miss	12-29-16
33	Malik Monk vs. FLORIDA	2-25-17
33	Jamal Murray at Vanderbilt	2-27-16
28	Jamal Murray vs. TENNESSEE	2-18-16
28	Anthony Davis vs. VANDERBILT	2-25-12
27	Malik Monk vs. VANDERBILT	2-28-17
27	Malik Monk vs. SOUTH CAROLINA	1-21-17
27	De'Aaron Fox vs. ARKANSAS	1-7-17
27	Tyler Ulis at South Carolina	2-13-16
27	Terrence Jones at LSU	1-28-12
27	Anthony Davis vs. ARKANSAS	1-17-12
27	DeMarcus Cousins at South Carolina	1-26-10
26	Malik Monk vs. TEXAS A&M	1-3-17
26	Jamal Murray at South Carolina	2-13-16
26	Aaron Harrison vs. OLE MISS	1-6-15
26	Andrew Harrison vs. TENNESSEE	1-18-14
26	James Young vs. MISSISSIPPI ST.	1-8-14
26	Kyle Wiltjer at Ole Miss	1-29-13
26	Brandon Knight at Arkansas	2-23-11

## MOST POINTS IN A HALF

Pts.	Player vs. Opponent	Date
30	Malik Monk <sup>2</sup> vs. FLORIDA	2-25-17
27	Malik Monk <sup>2</sup> vs. North Carolina	12-17-16
27	Jamal Murray <sup>2</sup> vs. Ohio State	12-19-15
24	De'Aaron Fox <sup>2</sup> vs. UCLA	3-24-17
24	Malik Monk <sup>2</sup> at Ole Miss	12-29-16
23	Malik Monk <sup>2</sup> vs. GEORGIA	1-31-17
23	Julius Randle <sup>2</sup> vs. Michigan St.	11-12-13
22	Terrence Jones <sup>2</sup> vs. AUBURN	1-11-11
22	Eric Bledsoe <sup>2</sup> vs. MOREHEAD ST.	11-13-09

1 - First Half; 2 - Second Half

## MOST POINTS OFF THE BENCH

Pts.	Player vs. Opponent	Date
35	Terrence Jones vs. AUBURN	1-11-11
32	Doron Lamb vs. WINTHROP	12-22-10
27	Malik Monk vs. VANDERBILT	2-28-17
26	Kyle Wiltjer at Ole Miss	1-29-13
24	Shai Gilgeous-Alexander vs. LOUISVILLE	12-29-17
24	Kyle Wiltjer vs. LOYOLA	12-22-11
24	Doron Lamb at North Carolina	12-4-10
23	Kyle Wiltjer vs. LIPSCOMB	12-15-12
21	Shai Gilgeous-Alexander vs. GEORGIA	12-31-17
20	Doron Lamb at Ole Miss	2-1-11
20	Doron Lamb vs. ETSU	11-12-10

## MOST 3-POINTERS MADE

3's	Player vs. Opponent	Date
8	Malik Monk vs. North Carolina	12-17-16
8	Jamal Murray vs. FLORIDA	2-6-16
8	Eric Bledsoe vs. ETSU	3-18-10

## MOST FREE THROWS

Fts	Player vs. Opponent	Date
14	Tyler Ulis at Arkansas	1-21-16
13	De'Aaron Fox vs. UCLA	3-24-17
13	Julius Randle at Ole Miss	2-18-14
13	Julius Randle vs. BELMONT	12-21-13
12	Shai Gilgeous-Alexander vs. GEORGIA	12-31-17
12	Tyler Ulis at Tennessee	2-2-16
12	Dakari Johnson vs. UT ARLINGTON	11-25-14

12	Archie Goodwin at Ole Miss	1-29-13
12	Archie Goodwin vs. MOREHEAD ST.	11-21-12
12	Anthony Davis vs. LOUISVILLE	12-31-11

## MOST REBOUNDS

Rebs	Player vs. Opponent	Date
19	Michael Kidd-Gilchrist vs. LOUISVILLE	12-31-11
18	Bam Adebayo vs. Northern Kentucky	3-17-17
18	Anthony Davis vs. CHATTANOOGA	12-17-11
18	DeMarcus Cousins vs. LOUISVILLE	1-2-10
18	Patrick Patterson vs. RIDER	11-21-09
18	DeMarcus Cousins vs. SAM HOUSTON ST.	11-19-09
17	Terrence Jones vs. Notre Dame	12-8-10
17	Terrence Jones at Washington	11-23-10
16	Wenyen Gabriel vs. AUBURN	1-14-17
16	Julius Randle vs. LSU	3-14-14
16	Julius Randle vs. UNC ASHEVILLE	11-8-13
16	Nerlens Noel vs. BAYLOR	12-1-12
16	Anthony Davis vs. UConn	4-2-12
16	Anthony Davis vs. LITTLE ROCK	1-3-12
15	Nick Richards vs. FORT WAYNE	11-22-17
15	Bam Adebayo vs. FLORIDA	2-25-17
15	Bam Adebayo at Missouri	2-21-17
15	Julius Randle vs. Kansas State	3-21-14
15	Julius Randle at South Carolina	3-1-14
15	Julius Randle vs. LSU	2-22-14
15	Julius Randle vs. CLEVELAND STATE	11-25-13
15	Julius Randle vs. R. MORRIS	11-17-13
15	Anthony Davis vs. ST. JOHN'S	12-1-11
15	Terrence Jones vs. UConn	4-2-11
15	DeMarcus Cousins vs. Tennessee	3-13-10

SEC: 16, Wenyen Gabriel, vs. AUBURN, 1-14-17

Postseason: 18, Bam Adebayo, vs. NKU, 3-17-17

SEC Tourney: 16, Julius Randle vs. LSU, 3-14-14

NCAA Tourney: 18, Bam Adebayo, vs. NKU, 3-17-17

Rupp Arena: 19, M. Kidd-Gilchrist vs. LOUISVILLE, 12-31-11

On the Road: 17, Terrence Jones at Wash., 11-23-10

SEC Road: 15, Bam Adebayo at Missouri, 2-21-17

Ranked Opp.: 19, M. Kidd-Gilchrist vs. LOUISVILLE, 12-31-11

Freshman: 19, M. Kidd-Gilchrist vs. LOUISVILLE, 12-31-11

Sophomore: 14, Isaiah Briscoe at Tennessee, 1-24-17

Junior: 18, Patrick Patterson vs. RIDER, 11-21-09

Senior: 14, Josh Harrellson at Arkansas, 2-23-11

Opener: 16, Julius Randle vs. UNC ASHEVILLE, 11-8-13

SEC Opener: 12, W. Cauley-Stein vs. OLE MISS, 1-6-15

\*\*In some cases, the most recent occurrence is listed

## MOST OFFENSIVE REBOUNDS

Rebs	Player vs. Opponent	Date
9	Willie Cauley-Stein vs. ARKANSAS	2-27-14
9	DeMarcus Cousins vs. OLE MISS	2-2-10
9	Patrick Patterson vs. RIDER	11-21-09
8	Bam Adebayo vs. UT MARTIN	11-25-16
8	Dakari Johnson vs. GRAND CANYON	11-14-14
8	DeMarcus Cousins vs. VANDERBILT	1-30-10
8	Patrick Patterson at Indiana	12-12-09
8	DeMarcus Cousins vs. S. HOUSTON ST.	11-19-09

## MOST DEFENSIVE REBOUNDS

Rebs	Player vs. Opponent	Date
15	Terrence Jones vs. Notre Dame	12-8-10
14	DeMarcus Cousins vs. LOUISVILLE	1-2-10
13	Anthony Davis vs. LSU	3-9-12
13	Michael Kidd-Gilchrist vs. LOUISVILLE	12-31-11
13	Anthony Davis vs. CHATTANOOGA	12-17-11
13	Terrence Jones vs. Washington	11-23-10
12	Bam Adebayo vs. Northern Kentucky	3-17-17
12	Karl-Anthony Towns vs. GEORGIA	2-3-15
12	Julius Randle vs. Kansas State	3-21-14
12	Anthony Davis vs. Kansas	4-2-12
12	Anthony Davis vs. Louisville	3-31-12
12	Anthony Davis vs. LITTLE ROCK	1-3-12

## MOST ASSISTS

Assts.	Player vs. Opponent	Date
16	John Wall vs. HARTFORD	12-29-09
14	Tyler Ulis vs. LSU	3-5-16
14	John Wall vs. UNC Asheville	11-30-09
12	De'Aaron Fox vs. STEPHEN F. AUSTIN	11-11-16
12	Tyler Ulis at South Carolina	2-13-16
11	Isaiah Briscoe at Ole Miss	12-29-16
11	De'Aaron Fox vs. CLEVELAND ST.	11-23-16
11	Tyler Ulis at Florida	3-1-16
11	Tyler Ulis at Texas A&M	2-20-16
11	Tyler Ulis vs. FLORIDA	2-6-16
11	John Wall vs. East Tennessee State	3-18-10
11	John Wall vs. RIDER	11-21-09

SEC: 14, Tyler Ulis vs. LSU, 3-5-16

Postseason: 11, J. Wall vs. E. Tennessee State, 3-18-10

SEC Tourney: 9, Andrew Harrison vs. Georgia, 3-15-14

NCAA Tourney: 11, J. Wall vs. E. Tennessee St., 3-18-10

Rupp Arena: 16, John Wall vs. HARTFORD, 12-29-09

On the Road: 12, Tyler Ulis, at South Carolina, 2-13-16

SEC Road: 12, Tyler Ulis, at South Carolina, 2-13-16

Ranked Opp.: 12, Tyler Ulis, at South Carolina, 2-13-16

Freshman: 16, John Wall vs. HARTFORD, 12-29-09

Sophomore: 14, Tyler Ulis vs. LSU, 3-5-16

Junior: 9, DeAndre Liggins vs. WINTHROP, 12-22-10

Senior: 10, Julius Mays vs. LAFAYETTE, 11-16-12

Opener: 12, De'Aaron Fox vs. SFA, 11-11-16

SEC Opener: 11, Isaiah Briscoe at Ole Miss, 12-29-16

## MOST POINTS-REBOUNDS-ASSISTS

P-R-A	Player vs. Opponent	Date
49 (47-0-2)	Malik Monk vs. UNC	12-17-16
47 (27-17-3)	Terrence Jones vs. Notre Dame	12-8-10
46 (39-3-4)	De'Aaron Fox vs. UCLA	3-24-17
45 (29-13-3)	Terrence Jones vs. Oklahoma	11-22-10
45 (27-18-0)	DeMarcus Cousins vs. S. HOUSTON	11-19-09
44 (24-19-1)	Michael Kidd-Gilchrist vs. LOUISVILLE	12-31-11
43 (33-9-2)	Jamal Murray at Vanderbilt	2-27-16
43 (35-8-0)	Terrence Jones vs. AUBURN	1-11-11
42 (33-4-5)	Malik Monk vs. FLORIDA	2-25-17
42 (23-11-8)	Isaiah Briscoe vs. GEORGIA	1-31-17
42 (35-6-1)	Jamal Murray vs. FLORIDA	2-6-16
41 (34-7-0)	Kevin Knox at West Virginia	1-27-18
41 (25-15-1)	Nick Richards vs. FORT WAYNE	11-22-17
41 (37-3-1)	Malik Monk vs. GEORGIA	1-31-17
41 (34-6-1)	Malik Monk at Ole Miss	12-29-16
41 (26-10-5)	James Young vs. MISSISSIPPI STATE	1-8-14
41 (27-13-1)	Julius Randle vs. Michigan State	11-12-13
41 (27-14-0)	Anthony Davis vs. ARKANSAS	1-17-12

## MOST MINUTES WITHOUT A TURNOVER

Mins.	Player vs. Opponent	Date
44	Darius Miller at Arkansas	2-23-11
41	Aaron Harrison vs. LSU	2-22-14
40	Tyler Ulis vs. Duke	11-17-15
40	Aaron Harrison vs. OLE MISS	1-6-15
40	Alex Poythress vs. MISSOURI	2-23-13
39	Nerlens Noel vs. TEXAS A&M	1-12-13
39	Ryan Harrow at Louisville	12-29-12
39	Anthony Davis vs. ALABAMA	1-21-12
39	M. Kidd-Gilchrist vs. LOUISVILLE	12-31-11
38	Aaron Harrison at LSU	1-28-14
38	Patrick Patterson vs. Mississippi State	3-14-10

## MOST BLOCKED SHOTS

Blks.	Player vs. Opponent	Date
12	Nerlens Noel at Ole Miss	1-29-13
9	Willie Cauley-Stein vs. BOISE STATE	12-10-13
9	Willie Cauley-Stein vs. Providence	12-1-13
8	Nerlens Noel at Alabama	1-22-13
8	Anthony Davis at South Carolina	2-4-12
8	Anthony Davis vs. ST. JOHN'S	12-1-11
7	Karl-Anthony Towns vs. VANDERBILT	1-20-15
7	Willie Cauley-Stein vs. E. MICHIGAN	11-27-13
7	Willie Cauley-Stein vs. MISSOURI	2-23-13
7	Nerlens Noel at Auburn	1-19-13
7	Nerlens Noel vs. TEXAS A&M	1-12-13
7	Nerlens Noel vs. LIPSCOMB	12-15-12
7	Nerlens Noel vs. PORTLAND	12-8-12
7	Anthony Davis vs. Western Kentucky	3-15-12
7	Anthony Davis at Vanderbilt	2-11-12
7	Anthony Davis vs. TENNESSEE	1-31-12
7	Anthony Davis vs. ARKANSAS	1-17-12
7	Anthony Davis vs. SOUTH CAROLINA	1-7-12
7	Anthony Davis vs. Kansas	11-15-11

SEC: 12, Nerlens Noel at Ole Miss, 1-29-13

Postseason: 7, A. Davis vs. Western Kentucky, 3-15-12

SEC Tourney: 6, Anthony Davis vs. LSU, 3-11-12

NCAA Tourney: 7, A. Davis vs. Western Kent., 3-15-12

# TEAM GAME RECORDS CAL ERA

## MOST POINTS

Pts.(Score)	Opp.	Date
115 (115-69)	vs. Arizona State	11-28-16
111 (111-76)	UT MARTIN	11-25-16
110 (110-75)	AUBURN	2-21-15
108 (108-58)	MARIST	11-11-11
107 (107-73)	UIC	11-26-17
105 (105-76)	UT ARLINGTON	11-19-13
104 (104-75)	LIU BROOKLYN	11-23-12
104 (104-61)	HARTFORD	12-29-09
103 (103-100)	vs. North Carolina	12-17-16
102 (102-90)	vs. Indiana	3-23-12
102 (102-92)	SAM HOUSTON ST.	11-19-09

## MOST POINTS IN A LOSS

Pts.(Score)	Opp.	Date
92 (97-92)	UCLA	12-3-16
85 (85-87)	at Arkansas	1-14-14
84 (90-84)	at Kansas	1-30-16
82 (87-82)	at LSU	1-28-14
80 (82-80)	at Tennessee	1-24-17
77 (79-77)	at Texas A&M	2-20-16
77 (87-77)	at UCLA	12-3-15
77 (77-82)	at North Carolina	12-14-13
77 (77-80)	at Louisville	12-19-12
76 (76-77)	at Arkansas	2-23-11

## MOST POINTS IN A WIN OVER AP RANKED TEAM

Pts.(Score)	Opp.	Date
103 (103-100)	vs. North Carolina	12-17-16
102 (102-90)	vs. Indiana	3-23-12
87 (87-74)	at Ole Miss	1-29-13
86 (86-75)	vs. UCLA	3-24-17
85 (85-69)	SOUTH CAROLINA	1-21-17
85 (85-75)	OLE MISS	2-2-10
85 (85-72)	VANDERBILT	1-30-10
84 (84-67)	ARKANSAS	2-28-15
84 (84-70)	NORTH CAROLINA	12-13-14
83 (83-76)	at West Virginia	1-27-18

## MOST PTS. AT NEUTRAL SITE

Pts.(Score)	Opp.	Date
115 (115-69)	vs. Arizona State	11-28-16
103 (103-100)	vs. North Carolina	12-17-16
102 (102-90)	vs. Indiana	3-23-12
100 (100-71)	vs. ETSU	3-18-10
96 (96-73)	vs. Hofstra	12-11-16
94 (94-57)	vs. UNC Asheville	11-30-09
93 (93-76)	vs. Monmouth	12-9-17
93 (93-80)	vs. Georgia	3-12-16
91 (91-67)	vs. Auburn	3-14-15
90 (90-60)	vs. Wake Forest	3-20-10

## MOST PTS. IN NCAA TOURNEY

Pts.(Score)	Opp.	Date
102 (102-90)	vs. Indiana	3-23-12
100 (100-71)	vs. ETSU	3-18-10
90 (90-60)	vs. Wake Forest	3-20-10
87 (87-71)	vs. Iowa State	3-17-12
86 (86-75)	vs. UCLA	3-24-17
85 (85-57)	vs. Stony Brook	3-17-16
82 (82-70)	vs. Baylor	3-25-12
81 (81-66)	vs. Western Kentucky	3-15-12
79 (79-70)	vs. NKU	3-17-17
79 (79-56)	vs. Hampton	3-19-15

## MOST PTS. IN SEC TOURNEY

Pts.(Score)	Opp.	Date
93 (93-80)	vs. Georgia	3-12-16
91 (91-67)	vs. Auburn	3-14-15
85 (85-59)	vs. Alabama	3-11-16
85 (85-67)	vs. LSU	3-14-14
82 (82-65)	vs. Arkansas	3-12-17
82 (82-77)	vs. Texas A&M	3-13-16
79 (79-74)	vs. Alabama	3-11-17
78 (78-63)	vs. Arkansas	3-15-15
75 (75-66)	vs. Ole Miss	3-11-11
75 (75-74)	vs. Miss. State	3-14-10

## MOST PTS. IN RUPP ARENA WIN

Pts.(Score)	Opp.	Date
111 (111-76)	UT MARTIN	11-25-16
110 (110-75)	AUBURN	2-21-15
108 (108-58)	MARIST	11-11-11
107 (107-73)	UIC	11-26-17
105 (105-76)	UT ARLINGTON	11-19-13
104 (104-75)	LIU BROOKLYN	11-23-12
104 (104-61)	HARTFORD	12-29-09

102 (102-92)	SAM HOUSTON ST.	11-19-09
101 (101-70)	CLEVELAND STATE	11-23-16
101 (101-49)	LAFAYETTE	11-16-12
101 (101-70)	ARKANSAS	1-23-10

## MOST PTS. IN ROAD GAME WIN

Pts.(Score)	Opp.	Date
99 (99-76)	at Ole Miss	12-29-16
90 (90-73)	at Indiana	12-12-09
89 (89-62)	at South Carolina	2-13-16
89 (89-77)	at Florida	1-12-10
88 (88-81)	at Mississippi St.	1-17-17
88 (88-79)	at Florida	3-1-16
87 (87-81)	at Vanderbilt	1-10-17
87 (87-74)	at Ole Miss	1-29-13
86 (86-52)	at South Carolina	2-4-12

## MOST POINTS IN A HALF

Pts.	Opp.	Date
63 <sup>2</sup>	UT ARLINGTON	11-19-13
63 <sup>2</sup>	MARIST	11-11-11
60 <sup>1</sup>	at Ole Miss	12-29-16
58 <sup>1</sup>	vs. Arizona State	11-28-16
58 <sup>2</sup>	UT MARTIN	11-25-16
58 <sup>2</sup>	AUBURN	2-21-15
57 <sup>2</sup>	vs. Arizona State	11-28-16
57 <sup>1</sup>	ARKANSAS	1-23-10
57 <sup>1</sup>	HARTFORD	12-29-09
56 <sup>2</sup>	ARKANSAS	1-7-17
56 <sup>1</sup>	vs. North Carolina	12-17-16
56 <sup>1</sup>	CLEVELAND STATE	11-23-16
56 <sup>1</sup>	DREXEL	12-21-09

<sup>1</sup> - First Half; <sup>2</sup> - Second Half

## FEWEST POINTS

Pts.(Score)	Opp.	Date
48 (48-64)	vs. Vanderbilt	3-15-13
50 (50-64)	at Notre Dame	11-29-12
52 (52-69)	at Florida	2-12-13
54 (54-60)	vs. UConn	4-7-14
55 (55-48)	ALABAMA	3-4-14
55 (55-59)	at Alabama	1-22-13
55 (55-64)	BAYLOR	12-1-12
55 (55-56)	vs. UConn	4-2-11
56 (56-49)	vs. Kansas State	3-21-14
56 (56-46)	COLUMBIA	12-10-14

## FEWEST POINTS IN A WIN

Pts.(Score)	Opp.	Date
55 (55-48)	ALABAMA	3-4-14
56 (56-49)	vs. Kansas State	3-21-14
56 (56-46)	COLUMBIA	12-10-14
57 (57-44)	at Georgia	1-24-12
58 (58-50)	at Louisville	12-27-14
58 (58-38)	PROVIDENCE	11-30-14
58 (58-43)	at South Carolina	1-24-14
58 (58-56)	at Vanderbilt	2-20-10
59 (59-57)	vs. Princeton	3-1-11
60 (60-58)	at Vanderbilt	1-10-13
60 (60-51)	vs. LSU	3-9-12

## FEWEST PTS. AT NEUTRAL SITE

Pts.(Score)	Opp.	Date
48 (48-64)	vs. Vanderbilt	3-15-13
54 (54-60)	vs. UConn	4-7-14
55 (55-56)	vs. UConn	4-2-11
56 (56-49)	vs. Kansas State	3-21-14
59 (59-57)	vs. Princeton	3-17-11
60 (60-61)	vs. Florida	3-16-14
60 (60-51)	vs. LSU	3-9-12
61 (61-65)	vs. Kansas	11-14-17
62 (62-67)	vs. Baylor	12-6-13
62 (62-60)	vs. Ohio State	3-25-11
62 (62-45)	vs. Cornell	3-25-10
62 (62-52)	vs. Old Dominion	11-20-11

## FEWEST POINTS IN NCAA TOURNEY

Pts.(Score)	Opp.	Date
54 (54-60)	vs. UConn	4-7-14
55 (55-56)	vs. UConn	4-2-11
56 (56-49)	vs. Kansas State	3-21-14
59 (59-57)	vs. Princeton	3-17-11
62 (62-60)	vs. Ohio State	3-25-11
62 (62-45)	vs. Cornell	3-25-10
64 (64-71)	vs. Wisconsin	4-4-15
64 (64-51)	vs. Cincinnati	3-21-15
65 (65-62)	vs. Wichita State	3-19-17
66 (66-73)	vs. West Virginia	3-27-10

## FEWEST PTS. IN SEC TOURNEY

Pts.(Score)	Opp.	Date
48 (48-64)	vs. Vanderbilt	3-15-13
60 (60-61)	vs. Florida	3-16-14
60 (60-51)	vs. LSU	3-9-12
64 (64-49)	vs. Florida	3-13-15
64 (64-71)	vs. Vanderbilt	3-11-12
70 (70-58)	vs. Georgia	3-15-14
70 (70-54)	vs. Florida	3-13-11
71 (71-60)	vs. Georgia	3-10-17
72 (72-58)	vs. Alabama	3-12-11

## FEWEST PTS. IN RUPP ARENA

Pts.(Score)	Opp.	Date
55 (55-64)	BAYLOR	12-1-12
56 (56-46)	COLUMBIA	12-10-14
58 (58-38)	PROVIDENCE	11-30-14
61 (61-57)	FLORIDA	3-9-13

## FEWEST PTS. IN ROAD GAME

Pts.(Score)	Opp.	Date
50 (50-64)	at Notre Dame	11-29-12
52 (52-69)	at Florida	2-12-13
55 (55-48)	at Alabama	3-4-14
55 (55-59)	at Alabama	1-22-13
57 (57-59)	at Robert Morris	3-19-13
57 (57-44)	at Georgia	1-24-12
58 (58-50)	at Louisville	12-27-14
58 (58-43)	at South Carolina	1-24-14
58 (58-88)	at Tennessee	2-16-13
58 (58-56)	at Vanderbilt	2-20-10

## FEWEST POINTS IN A HALF

Pts.	Opp.	Date
19 <sup>2</sup>	at Georgia	1-24-12
21 <sup>1</sup>	vs. UConn	4-2-11
22 <sup>1</sup>	at Louisville	12-27-14
22 <sup>2</sup>	at Alabama	1-22-13
22 <sup>1</sup>	at Tennessee	3-6-11
23 <sup>1</sup>	COLUMBIA	12-10-14
23 <sup>2</sup>	vs. UConn	4-7-14
23 <sup>1</sup>	vs. Vanderbilt	3-15-13
23 <sup>2</sup>	vs. Maryland	11-9-12
23 <sup>1</sup>	vs. UConn	12-9-09

<sup>1</sup> - First Half; <sup>2</sup> - Second Half

## MOST FIELD GOALS

FGs.	Opp.	Date
46	MARIST	11-11-11
44	vs. Arizona State	11-28-16
44	AUBURN	2-21-15
42	UIC	11-26-17
42	LIU-BROOKLYN	11-23-12
41	UT MARTIN	11-25-16
41	HARTFORD	12-29-09
40	vs. North Carolina	12-17-16
40	LAFAYETTE	11-16-12
38	CLEVELAND STATE	11-23-16
38	LSU	3-5-16
38	vs. Wake Forest	3-20-10

## FEWEST FIELD GOALS

FGs.	Opp.	Date
14	at South Carolina	3-1-14
16	ALABAMA	3-4-14
17	GEORGIA	12-31-17
17	LOUISVILLE	12-31-11
17	at Auburn	2-12-14
18	vs. LSU	3-9-12
18	vs. Vanderbilt	3-15-13
18	vs. Florida	3-16-14
18	vs. UConn	4-7-14
18	at Texas A&M	1-10-15
18	at South Carolina	1-24-15

## MOST FIELD-GOAL ATTEMPTS

FGs.	Opp.	Date
84	vs. Arizona State	11-28-16
80	UCLA	12-3-16
77	ARKANSAS	1-23-10
76	ARKANSAS	2-27-14
75	MARIST	11-11-11
74	at Ole Miss	12-29-16
74	vs. North Carolina	12-17-16
74	UT MARTIN	11-25-16

## FEWEST FIELD-GOAL ATTEMPTS

FGs.	Opp.	Date
39	at South Carolina	1-24-15
40	at Robert Morris	3-19-13

41	ALABAMA	1-31-15
41	TENNESSEE	1-31-12
42	FLORIDA	2-15-14
42	vs. Providence	12-1-13
42	vs. LSU	3-9-12
42	vs. Cleveland State	11-24-09

## MOST FREE THROWS

FTs.	Opp.	Date
35	vs. Indiana	3-23-12
33	at South Carolina	3-1-14
32	LOUISVILLE	12-31-11
31	MOREHEAD STATE	11-21-12
31	INDIANA	12-11-10
30	vs. Auburn	3-14-15
30	UNC ASHEVILLE	11-8-13
30	vs. Baylor	3-25-12
29	ILLINOIS STATE	11-30-15
29	at North Carolina	12-14-13

# TEAM GAME RECORDS CAL ERA

## MOST 3-POINT ATTEMPTS

3s.	Opp.	Date
33	CHATTANOOGA	12-17-11
33	vs. East Tennessee State	3-18-10
33	ARKANSAS	1-23-10
32	vs. West Virginia	3-27-10
28	vs. Arizona State	11-28-16
28	at Texas A&M	1-10-15
28	ALABAMA	3-4-14
28	vs. Vanderbilt	3-11-12
28	HARTFORD	12-29-09
27	GEORGIA	3-1-12
27	vs. UConn	4-2-11

## FEWEST 3-POINT ATTEMPTS

3s.	Opp.	Date
5	vs. Wisconsin	4-4-15
5	vs. Wisconsin	4-5-14
5	at Tennessee	1-14-12
6	FLORIDA	3-7-15
6	Vanderbilt	1-20-15
7	at Missouri	1-29-15
7	PROVIDENCE	11-30-14
7	vs. Louisville	3-31-12
7	at Indiana	12-10-11

## MOST REBOUNDS

Rebs.	Opp.	Date
59	vs. Arizona State	11-28-16
59	ARKANSAS	1-23-10
57	LOUISVILLE	12-31-11
56	ROBERT MORRIS	11-17-13
54	NIJT	11-14-15
53	TROY	11-20-17
53	at Texas A&M	1-10-15
53	MONTANA STATE	11-23-14
53	at Mississippi State	2-16-10
53	at LSU	2-6-10

## FEWEST REBOUNDS

Rebs.	Opp.	Date
21	ALABAMA	1-31-15
21	at Tennessee	2-16-13
22	vs. Wisconsin	4-4-15
24	GEORGIA	2-3-15
24	NORTH CAROLINA	12-13-14
24	TENNESSEE	1-18-14
25	vs. Baylor	12-6-13
25	at Robert Morris	3-19-13

## MOST OFFENSIVE REBOUNDS

Rebs.	Opp.	Date
26	ARKANSAS	2-27-14
24	GRAND CANYON	11-14-14
24	vs. West Virginia	3-27-10
22	NIJT	11-14-15
22	at Auburn	2-2-14
22	ARKANSAS	1-23-10
21	at West Virginia	1-27-18
21	VALPARAISO	12-7-16
21	COLUMBIA	12-10-14
21	at South Carolina	3-1-14
21	BAYLOR	12-1-12
21	at Indiana	12-12-09

## FEWEST OFFENSIVE REBOUNDS

Rebs.	Opp.	Date
3	at South Carolina	1-24-14
5	GEORGIA	2-3-15
5	ALABAMA	1-31-15
5	MISSISSIPPI STATE	2-15-11
5	GEORGIA	1-29-11

## MOST DEFENSIVE REBOUNDS

Rebs.	Opp.	Date
39	vs. Arizona State	11-28-16
39	ROBERT MORRIS	11-17-13
39	EASTERN MICHIGAN	1-2-13
38	TROY	11-20-17
38	vs. Hampton	3-19-15
38	EASTERN KENTUCKY	12-7-14
38	vs. Cleveland State	11-24-09
37	at Texas A&M	1-10-15
37	LOUISVILLE	12-31-11
37	ARKANSAS	1-23-10
36	vs. FLORIDA	2-25-17
36	at Florida	3-1-16
36	RADFORD	11-23-11
36	MARIST	11-11-11

## FEWEST DEFENSIVE REBOUNDS

Rebs.	Opp.	Date
9	at Tennessee	2-16-13
13	NORTH CAROLINA	12-13-14
15	vs. Baylor	12-6-13
15	at Alabama	1-18-11
16	vs. Wisconsin	4-4-15
16	ALABAMA	1-31-15
16	TEXAS A&M	1-12-13
16	at Auburn	1-11-12
16	vs. UConn	11-24-10

## MOST ASSISTS

Assts.	Opp.	Date
33	vs. Arizona State	11-28-16
30	HARTFORD	12-29-09
28	LIU-BROOKLYN	11-23-12
28	vs. UNC Asheville	11-30-09
25	CLEVELAND STATE	11-23-16
25	AUBURN	2-21-15
25	vs. UCLA	12-20-14
24	at Ole Miss	12-29-16
24	UT MARTIN	11-25-16
24	BOSTON	11-21-14
24	MARIST	11-11-11
24	vs. East Tennessee State	3-18-10

## FEWEST ASSISTS

Assts.	Opp.	Date
5	LSU	2-22-14
6	VANDERBILT	3-1-11
7	at South Carolina	1-16-18
7	at Florida	2-4-17
7	vs. Wisconsin	4-4-15
7	vs. Florida	3-13-15
7	ARKANSAS	2-27-14
7	at Auburn	2-12-14
7	BOISE STATE	12-10-13
7	vs. Vanderbilt	3-15-13
7	VANDERBILT	2-20-13
7	at Tennessee	1-14-12
7	vs. Washington	11-23-10

## MOST TURNOVERS

Tos.	Opp.	Date
24	MOREHEAD STATE	11-13-09
23	SAM HOUSTON STATE	11-19-09
22	ETSU	11-17-17
21	LOUISVILLE	12-31-11
21	vs. Old Dominion	11-20-11
21	NORTH CAROLINA	12-5-09
20	EASTERN MICHIGAN	11-27-13
20	ALBANY	11-13-15
20	vs. Cleveland State	11-24-09

## FEWEST TURNOVERS

Tos.	Opp.	Date
3	at Georgia	3-3-15
3	at South Carolina	2-4-12
4	ALABAMA	2-23-16
4	COLUMBIA	12-10-14
4	vs. Wisconsin	4-5-14
4	PORTLAND	11-26-11
5	vs. Georgia	3-12-16
5	at Vanderbilt	2-27-16
5	ALABAMA	1-31-15

## MOST BLOCKS

Blks.	Opp.	Date
18	ST. JOHN'S	12-1-11
15	vs. Stony Brook	3-17-16
14	at Georgia	3-3-10
13	vs. UCLA	12-20-14
13	at Ole Miss	1-29-13
13	ARKANSAS	1-17-12
13	vs. Kansas	11-15-11
13	MARIST	11-11-11

## FEWEST BLOCKS

Blks.	Opp.	Date
1	at Vanderbilt	1-10-17
1	vs. Alabama	3-11-16
1	at LSU	1-5-16
1	WRIGHT STATE	11-20-15
1	ALABAMA	1-31-15
1	at Missouri	1-29-15
1	vs. Wisconsin	4-5-14
1	at Florida	3-8-14

## MOST STEALS

Stls.	Opp.	Date
15	LAFAYETTE	11-16-12
13	OLE MISS	1-2-16
13	vs. UConn	12-9-09
12	STEPHEN F. AUSTIN	11-11-16
12	BOSTON	11-24-15
12	NORTH CAROLINA	12-13-14
12	PROVIDENCE	11-30-14
12	LIPSCOMB	12-15-12
12	PORTLAND	11-26-11
12	vs. Cornell	3-25-10
12	GEORGIA	1-9-10
12	vs. UNC Asheville	11-30-09

## FEWEST STEALS

Stls.	Opp.	Date
0	vs. Baylor	12-6-13
1	at West Virginia	1-27-18
1	vs. Michigan State	11-12-13
1	at Robert Morris	3-19-13
1	vs. West Virginia	3-19-11
1	FLORIDA	2-26-11

## MOST PERSONAL FOULS

Fls.	Opp.	Date
33	at Kansas	1-30-16
32	at South Carolina	1-16-18
31	at Arkansas	1-14-14
31	at North Carolina	12-14-13
29	at South Carolina	3-1-14
28	VANDERBILT	1-30-10
27	vs. Hofstra	12-11-16
27	at Florida	3-1-16
27	at UCLA	12-3-15
27	vs. West Virginia	3-27-10

## FEWEST PERSONAL FOULS

Fls.	Opp.	Date
7	HARTFORD	12-29-09
8	MONTANA STATE	11-23-14
8	LAFAYETTE	11-16-12
8	vs. Florida	3-10-12
8	vs. Princeton	3-17-11
8	WINTHROP	12-22-10
8	DREXEL	12-21-09
8	vs. UNC Asheville	11-30-09

## HIGHEST FIELD-GOAL PCT.

Pct.	Opp.	Date
.677	LIU-BROOKLYN	11-23-12
.667	UIC	11-26-17
.647	AUBURN	2-21-15
.645	LAFAYETTE	11-16-12
.643	vs. Providence	12-1-13
.614	SOUTH CAROLINA	2-5-13
.613	MARIST	11-11-11
.603	vs. Wake Forest	3-20-10
.603	HARTFORD	12-29-09
.600	FORT WAYNE	11-22-17
.600	SAM HOUSTON STATE	11-19-09

## LOWEST FIELD-GOAL PCT.

Pct.	Opp.	Date
.269	at South Carolina	3-1-14
.281	at Texas A&M	1-10-15
.296	BAYLOR	12-1-12
.298	LOUISVILLE	12-31-11
.309	at Auburn	2-12-14
.315	GEORGIA	12-31-17
.327	ALABAMA	3-4-14
.339	vs. UConn	4-2-11
.342	ARKANSAS	2-27-14
.343	vs. West Virginia	3-27-10

## HIGHEST FREE-THROW PCT.

Pct.	Opp.	Date
1.000	FLORIDA	2-7-12
1.000	AUSTIN PEAY	12-19-09
.958	TENNESSEE	1-18-14
.955	at Florida	2-7-15
.946	vs. Indiana	3-23-12
.923	at Mississippi State	2-25-15
.900	vs. Wisconsin	4-4-15
.900	at Ole Miss	2-18-14
.895	DREXEL	12-21-09
.889	at Alabama	1-17-15
.889	TENNESSEE	1-31-12

min 10 attempts

## LOWEST FREE-THROW PCT.

Pct.	Opp.	Date
.200	ETSU	11-17-17
.333	vs. UConn	4-2-11
.391	ETSU	11-12-10
.412	vs. Wake Forest	3-20-10
.435	at Vanderbilt	2-27-16
.471	PROVIDENCE	11-30-14
.478	at Louisville	12-29-12
.500	OLE MISS	1-2-16
.500	BOSTON	11-24-15
.500	vs. Georgia	3-15-14
.500	vs. Vanderbilt	3-15-13
.500	vs. Oklahoma	11-22-10

min 10 attempts

## HIGHEST 3-POINT PERCENTAGE

Pct.	Opp.	Date
.700	at Florida	3-1-16
.692	DREXEL	12-21-09
.667	AUSTIN PEAY	12-19-09
.636	vs. Michigan	3-30-14
.625	BOSTON	11-30-10
.600	FLORIDA	2-6-16
.600	FLORIDA	2-7-12
.591	vs. Alabama	3-11-16
.583	vs. Arkansas	3-15-15
.583	at Florida	2-5-11

min 10 attempts

## LOWEST 3-POINT PERCENTAGE

Pct.	Opp.	Date
.077	vs. Alabama	3-12-10
.083	TEXAS	12-5-14
.091	at South Carolina	1-16-18
.091	at Tennessee	2-27-10
.100	TENNESSEE	1-31-12
.111	at Vanderbilt	1-10-17
.118	COLUMBIA	12-10-14
.125	vs. LSU	3-9-12
.125	vs. West Virginia	3-27-10
.125	vs. Cornell	3-25-10
.143	HARVARD	12-2-17
.143	GEORGIA	1-9-10
.143	LOUISVILLE	1-2-10

min 10 attempts

## HIGHEST REBOUND MARGIN

Mg.	Opp.	Date</
-----	------	--------



## Quade Green



Freshman • G • 6-0 • 180 lbs • Philadelphia Neumann-Goretti • Undeclared/Exploratory Studies in Agriculture



### Bio Blast

- Pronunciation: KWAH-DAY
- Returned from a three-games absence due to a back strain vs. Florida
- Scored in double figures in eight of the last 15 games he's appeared in, but neither of the last three
- Has at least three assists in 11 games
- Hit three 3-pointers in three games this season
- Five-star point guard prospect by Rivals, ESPN and Scout
- Enjoyed a prolific high school career that saw him capture four state championships, including a 22-point, eight-assist and two-steal performance in the title game during his senior season
- 2016 and 2017 Pennsylvania Class 3A Player of the Year
- On the USA Basketball 2016 FIBA Americas U18 Championship team that won a gold medal in Chile
- McDonald's High School All-American, Jordan Brand Classic & HoopHall Classic (MVP) participant
- Chose Kentucky because of the elite talent every day in practice
- Born 80 percent deaf and didn't speak for years but overcame those challenges with the help of auditory implants and speech therapists

### Season Averages

Games played	18
Minutes/game	24.2
Points/game	9.7
FG Pct	45.3
3FG Pct	37.0
FT Pct	82.9
Rebounds/game	1.8
Assists/game	3.2
Turnovers/game	2.0
Assist/turnover ratio	1.6
Steals/game	0.3

### Season Highs

Points	21, vs. ETSU (11/17/17)
FG Made	9, vs. ETSU (11/17/17)
FG Attempts	14, at Tennessee (01/06/18)
3FG Made	3, 3x, last at Tennessee (01/06/18)
3FG Attempts	7, at Tennessee (01/06/18)
FT Made	6, vs. GEORGIA (12/31/17)
FT Attempts	8, vs. GEORGIA (12/31/17)
Rebounds	6, vs. UIC (11/26/17)
Assists	5, 5x, last vs. LOUISVILLE (12/29/17)
Steals	1, 5x, last at West Virginia (01/27/18)
Blocks	
Minutes	33, at Tennessee (01/06/18)

### Career Highs

Points	21, vs. ETSU (11/17/17)
FG Made	9, vs. ETSU (11/17/17)
FG Attempts	14, at Tennessee (01/06/18)
3FG Made	3, 3x, last at Tennessee (01/06/18)
3FG Attempts	7, at Tennessee (01/06/18)
FT Made	6, vs. GEORGIA (12/31/17)
FT Attempts	8, vs. GEORGIA (12/31/17)
Rebounds	6, vs. UIC (11/26/17)
Assists	5, 5x, last vs. LOUISVILLE (12/29/17)
Steals	1, 5x, last at West Virginia (01/27/18)
Blocks	
Minutes	33, at Tennessee (01/06/18)

### Game-By-Game

Opponent	Date	gs	min	Total		3-Pointers		Free throws		Rebounds			pf	a	tfo	blk	stl	pts	avg	
				fg/fga	pct	3fg/3fga	pct	ft/fta	pct	off	def	tot								avg
UTAH VALLEY	11/10/17	21	0-4	.000	0-1	.000	4-4	1.000	0	0	0	0	1	1	0	0	0	4	4.0	
VERMONT	11/12/17	* 26	6-11	.545	1-2	.500	2-2	1.000	1	3	4	2.0	1	4	1	0	0	15	9.5	
vs #4/3 Kansas	11/14/17	* 21	2-7	.286	0-2	.000	2-2	1.000	0	1	1	1.7	1	2	0	0	0	6	8.3	
ETSU	11/17/17	* 26	9-13	.692	3-5	.600	0-1	.000	0	0	0	1.3	1	3	3	0	1	21	11.5	
TROY	11/20/17	* 26	5-10	.500	1-2	.500	2-2	1.000	0	3	3	1.6	2	3	3	0	0	13	11.8	
FORT WAYNE	11/22/17	* 22	5-6	.833	1-1	1.000	0-0	.000	2	2	4	2.0	1	5	3	0	0	11	11.7	
UIC	11/26/17	* 21	5-7	.714	2-3	.667	0-0	.000	0	6	6	2.6	2	4	4	0	1	12	11.7	
HARVARD	12/2/17	* 30	1-5	.200	0-2	.000	0-0	.000	0	2	2	2.5	2	5	2	0	1	2	10.5	
vs Monmouth	12/9/17	* 16	4-6	.667	1-2	.500	0-0	.000	1	2	3	2.6	2	5	1	0	0	9	10.3	
RV/RV VIRGINIA TECH	12/16/17	27	6-12	.500	2-5	.400	3-4	.750	1	0	1	2.4	1	5	1	0	0	17	11.0	
vs UCLA	12/23/17	* 20	1-7	.143	0-4	.000	0-0	.000	0	0	0	2.2	0	2	3	0	0	2	10.2	
RV/RV LOUISVILLE	12/29/17	* 27	4-6	.667	3-4	.750	2-2	1.000	0	0	0	2.0	3	5	3	0	0	13	10.4	
GEORGIA	12/31/17	* 25	4-10	.400	1-4	.250	6-8	.750	1	3	4	2.2	2	1	2	0	0	15	10.8	
at LSU	01/03/18	* 31	3-6	.500	0-1	.000	1-2	.500	0	3	3	2.2	0	2	3	0	0	7	10.5	
at #23/22 Tennessee	01/06/18	* 33	5-14	.357	3-7	.429	1-2	.500	0	0	0	2.1	3	4	2	0	1	14	10.7	
TEXAS A&M	01/09/18	dnp	-	-	-	-	-	-	-	-	-	-	-	-	-	-	-	-	-	
at Vanderbilt	01/13/18	dnp	-	-	-	-	-	-	-	-	-	-	-	-	-	-	-	-	-	
at South Carolina	01/16/18	dnp	-	-	-	-	-	-	-	-	-	-	-	-	-	-	-	-	-	
FLORIDA	01/20/18	17	1-8	.125	0-4	.000	0-0	.000	0	0	0	1.9	1	2	0	0	0	2	10.2	
MISSISSIPPI STATE	01/23/18	20	0-2	.000	0-1	.000	4-4	1.000	0	0	0	1.8	1	0	1	0	0	4	9.8	
at #7/7 West Virginia	01/27/18	27	2-5	.400	2-4	.500	2-2	1.000	0	2	2	1.8	1	4	4	0	1	8	9.7	
Totals		13	436	63-139	.453	20-54	.370	29-35	.829	6	27	33	1.8	25	57	36	0	5	175	9.7

Games played: 18  
Minutes/game: 24.2  
Points/game: 9.7  
FG Pct: 45.3  
3FG Pct: 37.0  
FT Pct: 82.9

Rebounds/game: 1.8  
Assists/game: 3.2  
Turnovers/game: 2.0  
Assist/turnover ratio: 1.6  
Steals/game: 0.3

### Superlatives

Season Stats		Career Stats	
10+ points	9	10+ points	9
20+ points	1	20+ points	1
3+ assists	11	3+ assists	11
3+ steals	-	3+ steals	-
10+ rebounds	-	10+ rebounds	-
Double-doubles	-	Double-doubles	-
Dunks	-	Dunks	-

### Career Statistics

Year	GP-GS	Min-Avg	FG-FGA	Pct	3FG-FGA	Pct	FT-FTA	Pct	Off-Def-Tot-Avg	PF-FO	Ast	TO	Blk	Stl	Pts	Avg
2017-18	18-13	436-24.2	63-139	.453	20-54	.370	29-35	.829	6-27-33-1.8	25-0	57	36	0	5	175	9.7
<b>TOTAL</b>	<b>18-13</b>	<b>436-24.2</b>	<b>63-139</b>	<b>.453</b>	<b>20-54</b>	<b>.370</b>	<b>29-35</b>	<b>.829</b>	<b>6-27-33-1.8</b>	<b>25-0</b>	<b>57</b>	<b>36</b>	<b>0</b>	<b>5</b>	<b>175</b>	<b>9.7</b>



## Sacha Killeya-Jones

Sophomore • F • 6-10 • 221 lbs • Chapel Hill, N.C.  
Virginia Episcopal • Communication



### Bio Blast

- Pronunciation: SAH-shuh kuh-LEE-uh
- Returned to the UK rotation vs. Virginia Tech after missing the Monmouth game with a sprained left ankle
- Was 4 of 4 from the field and scored a season-high nine points against Harvard. He also had two rebounds and two blocks in 18 minutes of action
- Played well against Kansas, notching career highs in rebounds (nine) and blocks (three)
- After the Vermont game, Calipari said of Killeya-Jones: "Sacha played his butt off today. You just saw him, the work that he's put in"
- Attended Great Britain's national training camp in August for FIBA EuroBasket 2017
- Made 15 appearances last season, but none after the Jan. 21 game vs South Carolina
- Scored 40 points, grabbed 31 rebounds and blocked 10 shots in his freshman season
- Posted 13 games with at least 20 points and 10 rebounds as a senior in high school
- Named the Virginia Player of the Year as a senior
- Won a state title and two AAU national championships during his prep career

### Season Averages

Games played	20
Minutes/game	15.3
Points/game	4.1
FG Pct	58.9
3FG Pct	0.0
FT Pct	53.6
Rebounds/game	3.5
Assists/game	0.4
Turnovers/game	0.7
Assist/turnover ratio	0.6
Steals/game	0.3
Blocks/game	0.7

### Season Highs

Points	9, vs. HARVARD (12/02/17)
FG Made	4, twice, last vs. HARVARD (12/02/17)
FG Attempts	6, twice, last vs. ETSU (11/17/17)
3FG Made	
3FG Attempts	1, vs. TEXAS A&M (01/09/18)
FT Made	4, vs. VERMONT (11/12/17)
FT Attempts	4, vs. VERMONT (11/12/17)
Rebounds	9, vs. Kansas (11/14/17)
Assists	3, at LSU (01/03/18)
Steals	2, twice, last vs. UCLA (12/23/17)
Blocks	3, twice, last vs. ETSU (11/17/17)
Minutes	25, vs. ETSU (11/17/17)

### Career Highs

Points	12, vs. UT-MARTIN (11/25/16)
FG Made	6, vs. UT-MARTIN (11/25/16)
FG Attempts	8, vs. UT-MARTIN (11/25/16)
3FG Made	
3FG Attempts	1, vs. TEXAS A&M (01/09/18)
FT Made	4, vs. VERMONT (11/12/17)
FT Attempts	5, vs. CLEVELAND STATE (11/23/16)
Rebounds	9, vs. Kansas (11/14/17)
Assists	3, at LSU (01/03/18)
Steals	2, twice, last vs. UCLA (12/23/17)
Blocks	3, twice, last vs. ETSU (11/17/17)
Minutes	25, vs. ETSU (11/17/17)

### Game-By-Game

Opponent	Date	gs	min	Total		3-Pointers		Free throws		Rebounds				pf	a	t/o	blk	stl	pts	avg
				fg-fga	pct	3fg-fga	pct	ft-fga	pct	off	def	tot	avg							
UTAH VALLEY	11/10/17	15	2-3	.667	0-0	.000	0-2	.000	2	0	2	2.0	4	0	1	1	1	4	4.0	
VERMONT	11/12/17	18	1-2	.500	0-0	.000	4-4	1.000	2	2	4	3.0	0	0	0	0	0	6	5.0	
vs #4/3 Kansas	11/14/17	23	4-6	.667	0-0	.000	0-3	.000	4	5	9	5.0	3	2	0	3	0	8	6.0	
ETSU	11/17/17	25	2-6	.333	0-0	.000	0-0	.000	6	2	8	5.8	3	1	3	3	2	4	5.5	
TROY	11/20/17	17	1-4	.250	0-0	.000	0-0	.000	1	3	4	5.4	1	1	0	0	0	2	4.8	
FORT WAYNE	11/22/17	10	2-4	.500	0-0	.000	0-0	.000	1	2	3	5.0	2	0	1	1	0	4	4.7	
UIIC	11/26/17	12	1-2	.500	0-0	.000	0-0	.000	1	2	3	4.7	1	0	1	0	0	2	4.3	
HARVARD	12/2/17	18	4-4	1.000	0-0	.000	1-2	.500	0	2	2	4.4	0	0	0	2	0	9	4.9	
vs Monmouth	12/9/17	dnp	-	-	-	-	-	-	-	-	-	-	-	-	-	-	-	-	-	
R/IR/V VIRGINIA TECH	12/16/17	7	0-0	.000	0-0	.000	0-0	.000	0	1	1	4.0	2	0	0	0	0	4	3	
vs UCLA	12/23/17	6	0-1	.000	0-0	.000	2-2	1.000	2	1	3	3.9	3	0	0	0	2	2	4.1	
R/IR/V LOUISVILLE	12/29/17	19	3-5	.600	0-0	.000	2-3	.667	2	2	4	3.9	4	0	0	0	0	8	4.5	
GEORGIA	12/31/17	21	0-1	.000	0-0	.000	0-0	.000	1	1	2	3.8	3	1	1	1	0	0	4.1	
at LSU	01/03/18	12	1-3	.333	0-0	.000	0-2	.000	2	3	5	3.8	0	3	1	0	0	2	3.9	
at #23/22 Tennessee	01/06/18	16	1-1	1.000	0-0	.000	2-2	1.000	1	2	3	3.8	4	0	1	0	0	4	3.9	
TEXAS A&M	01/09/18	19	1-2	.500	0-1	.000	2-3	.667	3	2	5	3.9	2	0	0	0	0	4	3.9	
at Vanderbilt	01/13/18	15	2-2	1.000	0-0	.000	0-0	.000	1	1	2	3.8	3	0	0	1	1	4	3.9	
at South Carolina	01/16/18	19	2-2	1.000	0-0	.000	1-3	.333	0	3	3	3.7	4	0	1	1	0	5	4.0	
FLORIDA	01/20/18	12	3-3	1.000	0-0	.000	1-1	1.000	2	1	3	3.7	3	0	0	3	0	7	4.2	
MISSISSIPPI STATE	01/23/18	10	1-3	.333	0-0	.000	0-1	.000	2	1	3	3.6	0	0	1	0	0	2	4.1	
at #17 West Virginia	01/27/18	11	2-2	1.000	0-0	.000	0-0	.000	0	0	0	3.5	2	0	0	0	0	4	4.1	
Totals		0	305	33-56	.589	0-1	.000	15-28	.536	33	36	69	3.5	44	8	14	13	6	81	4.1

Games played: 20  
Minutes/game: 15.3  
Points/game: 4.1  
FG Pct: 58.9  
3FG Pct: 0.0  
FT Pct: 53.6

Rebounds/game: 3.5  
Assists/game: 0.4  
Turnovers/game: 0.7  
Assist/turnover ratio: 0.6  
Steals/game: 0.3  
Blocks/game: 0.7

### Superlatives

Season Stats		Career Stats	
10+ points	-	10+ points	1
20+ points	-	20+ points	-
3+ blocks	2	3+ blocks	2
3+ steals	-	3+ steals	-
10+ rebounds	-	10+ rebounds	-
Double-doubles	-	Double-doubles	-
Dunks	7	Dunks	11

### Career Statistics

Year	GP-GS	Min-Avg	FG-FGA	Pct	3FG-FGA	Pct	FT-FTA	Pct	Off-Def-Tot-Avg	PF-FO	Ast	TO	Blk	Stl	Pts	Avg
2016-17	15-0	96-6.4	17-29	.586	0-0	.000	6-15	.400	12-19-31-2.1	19-0	2	7	10	1	40	2.7
2017-18	20-0	305-15.3	33-56	.589	0-1	.000	15-28	.536	33-36-69-3.5	44-0	8	14	13	6	81	4.1
TOTAL	35-0	401-11.5	50-85	.588	0-1	.000	21-43	.488	45-55-100-2.9	63-0	10	21	23	7	121	3.5



## Jarred Vanderbilt

Freshman • F • 6-9 • 214 lbs • Houston  
Victory Prep Academy • Undeclared/Exploratory  
Studies in Agriculture

# 2

### Bio Blast

- Made his debut at South Carolina and is averaging 7.3 boards in 12.3 minutes per game
- Displayed his versatility late in the first half at South Carolina when he took over the “point forward” duties when Shai Gilgeous-Alexander and Hamidou Diallo picked up two fouls apiece
- Missed the first 17 games of the season with a foot injury. Initially diagnosed to return in January but decided to delay surgery and re-evaluate
- Rated as one of the nation’s top 20 prospects
- Averaged 28.5 points, 13.4 rebounds and 8.8 assists a game for Victory Prep Academy as a senior
- AAU teammate of former UK All-America guard De’Aaron Fox
- A McDonald’s All-American and Jordan Brand Classic participant
- McDonald’s High School All-American, Jordan Brand Classic and HoopHall Classic participant
- Honor-roll high-school student
- High school salutatorian for the Honor Society
- Returned to his hometown of Houston with Coach Calipari after the team raised \$1 million for a telethon for Hurricane Harvey victims

### Season Averages

Games played	4
Minutes/game	12.3
Points/game	3.3
FG Pct	22.7
FT Pct	50.0
Rebounds/game	7.3
Assists/game	1.3
Turnovers/game	0.8
Assist/turnover ratio	1.7
Steals/game	
Blocks/game	0.5

### Season Highs

Points	6, at South Carolina (01/16/18)
FG Made	2, twice, last vs. FLORIDA (01/20/18)
FG Attempts	7, vs. MISSISSIPPI STATE (01/23/18)
3FG Made	
3FG Attempts	
FT Made	2, at South Carolina (01/16/18)
FT Attempts	4, at South Carolina (01/16/18)
Rebounds	11, at West Virginia (01/27/18)
Assists	3, at South Carolina (01/16/18)
Steals	
Blocks	1, twice, last vs. MISSISSIPPI STATE (01/23/18)
Minutes	14, at South Carolina (01/16/18)

### Career Highs

Points	6, at South Carolina (01/16/18)
FG Made	2, twice, last vs. FLORIDA (01/20/18)
FG Attempts	7, vs. MISSISSIPPI STATE (01/23/18)
3FG Made	
3FG Attempts	
FT Made	2, at South Carolina (01/16/18)
FT Attempts	4, at South Carolina (01/16/18)
Rebounds	11, at West Virginia (01/27/18)
Assists	3, at South Carolina (01/16/18)
Steals	
Blocks	1, twice, last vs. MISSISSIPPI STATE (01/23/18)
Minutes	14, at South Carolina (01/16/18)

### Game-By-Game

Opponent	Date	qs	min	Total		3-Pointers		Free throws		Rebounds				pf	a	t/o	blk	stl	pts	avg
				fg-fga	pct	3fg-fga	pct	ft-fga	pct	off	def	tot	avg							
at South Carolina	01/16/18	14		2-5	.400	0-0	.000	2-4	.500	1	4	5	5.0	2	3	2	1	0	6	6.0
FLORIDA	01/20/18	13		2-5	.400	0-0	.000	0-0	.000	2	4	6	5.5	2	0	0	0	0	4	5.0
MISSISSIPPI STATE	01/23/18	11		1-7	.143	0-0	.000	0-0	.000	4	3	7	6.0	2	0	0	1	0	2	4.0
at #7/7 West Virginia	01/27/18	11		0-5	.000	0-0	.000	1-2	.500	7	4	11	7.3	1	2	1	0	0	1	3.3
Totals		0	49	5-22	.227	0-0	.000	3-6	.500	14	15	29	7.3	7	5	3	2	0	13	3.3

Games played: 4  
Minutes/game: 12.3  
Points/game: 3.3  
FG Pct: 22.7  
FT Pct: 50.0

Rebounds/game: 7.3  
Assists/game: 1.3  
Turnovers/game: 0.8  
Assist/turnover ratio: 1.7  
Blocks/game: 0.5

### Superlatives

Season Stats	Career Stats
10+ points	-
20+ points	-
3+ blocks	-
3+ assists	1
10+ rebounds	1
Double-doubles	-
Dunks	1

### Career Statistics

Year	GP-GS	Min-Avg	FG-FGA	Pct	3FG-FGA	Pct	FT-FTA	Pct	Off-Def-Tot-Avg	PF-FO	Ast	TO	Blk	Stl	Pts	Avg
2017-18	4-0	49-12.3	5-22	.227	0-0	.000	3-6	.500	14-15-29-7.3	7-0	5	3	2	0	13	3.3
TOTAL	4-0	49-12.3	5-22	.227	0-0	.000	3-6	.500	14-15-29-7.3	7-0	5	3	2	0	13	3.3

# Hamidou Diallo

3

RS-Freshman • G • 6-5 • 198 lbs • Queens, N.Y.  
Putnam Science Academy • Undeclared/Exploratory  
Studies in Agriculture



## Bio Blast

- Pronunciation: HA-muh-dew dee-AH-low
- Scored 10 or more points in 10 of the last 15 games
- UK's second-leading scorer with a 12.7 average
- Hauled in at least three rebounds in 18 of 21 games
- Posted his first-career double-double in the SEC opener vs. Georgia
- SEC Freshman of the Week for Dec. 18 following 20-point, three-steal effort vs. Virginia Tech
- Preseason All-SEC pick by the media (first team) and the league's coaches (second team)
- Preseason watch list for three national player of the year awards: the Naismith Trophy, the Oscar Robertson Trophy and the Wooden Award
- On the preseason watch list for the Jerry West Award, presented annually by the Naismith Memorial Basketball Hall of Fame to the nation's top shooting guard
- Participated in the 2017 FIBA U19 World Cup with USA Basketball. Averaged 10.9 points and 3.9 rebounds in 18.4 minutes a game in seven games
- 2016-17 midyear enrollee. Joined UK in January from Putnam Science Academy in Connecticut
- Did not play in 2017-18 but became a key component in practice once he learned the system
- Tested the NBA Draft waters but decided to come back to school in May

## Season Averages

Games played	21
Minutes/game	28.4
Points/game	12.7
FG Pct	44.2
3FG Pct	34.7
FT Pct	62.0
Rebounds/game	4.6
Assists/game	1.7
Turnovers/game	1.7
Assist/turnover ratio	1.0
Steals/game	1.0
Blocks/game	0.3

## Season Highs

Points	23, vs. Monmouth (12/09/17)
FG Made	8, 3x, last vs. Monmouth (12/09/17)
FG Attempts	18, vs. UCLA (12/23/17)
3FG Made	4, vs. VIRGINIA TECH (12/16/17)
3FG Attempts	7, vs. VIRGINIA TECH (12/16/17)
FT Made	6, 3x, last vs. TEXAS A&M (01/09/18)
FT Attempts	10, vs. Monmouth (12/09/17)
Rebounds	10, twice, last vs. GEORGIA (12/31/17)
Assists	4, twice, last vs. UIC (11/26/17)
Steals	3, vs. VIRGINIA TECH (12/16/17)
Blocks	2, twice, last vs. MISSISSIPPI STATE (01/23/18)
Minutes	39, at Vanderbilt (01/13/18)

## Career Highs

Points	23, vs. Monmouth (12/09/17)
FG Made	8, 3x, last vs. Monmouth (12/09/17)
FG Attempts	18, vs. UCLA (12/23/17)
3FG Made	4, vs. VIRGINIA TECH (12/16/17)
3FG Attempts	7, vs. VIRGINIA TECH (12/16/17)
FT Made	6, 3x, last vs. TEXAS A&M (01/09/18)
FT Attempts	10, vs. Monmouth (12/09/17)
Rebounds	10, twice, last vs. GEORGIA (12/31/17)
Assists	4, twice, last vs. UIC (11/26/17)
Steals	3, vs. VIRGINIA TECH (12/16/17)
Blocks	2, twice, last vs. MISSISSIPPI STATE (01/23/18)
Minutes	39, at Vanderbilt (01/13/18)

## Game-By-Game

Opponent	Date	qs	min	Total		3-Pointers		Free throws		Rebounds			pf	a	t/o	blk	stl	pts	avg		
				fg-fga	pct	3fg-fga	pct	ft-fa	pct	off	def	tot								avg	
UTAH VALLEY	11/10/17	*	25	8-16	.500	2-4	.500	0-0	.000	2	3	5	5.0	2	3	1	0	0	18	18.0	
VERMONT	11/12/17	*	30	6-13	.462	1-2	.500	3-4	.750	0	1	1	3.0	4	3	0	1	1	16	17.0	
vs #4/3 Kansas	11/14/17	*	30	4-11	.364	0-3	.000	6-7	.857	2	3	5	3.7	3	4	3	0	1	14	16.0	
ETSU	11/17/17	*	27	3-7	.429	0-1	.000	1-2	.500	0	4	4	3.8	2	0	2	1	1	7	13.8	
TROY	11/20/17	*	29	3-12	.250	0-1	.000	2-6	.333	3	7	10	5.0	3	1	2	0	1	8	12.6	
FORT WAYNE	11/22/17	*	28	3-7	.429	2-3	.667	0-0	.000	0	4	4	4.8	4	3	2	0	1	8	11.8	
UIC	11/26/17	*	26	8-11	.727	0-0	.000	3-3	1.000	1	2	3	4.6	3	4	3	0	1	19	12.9	
HARVARD	12/2/17	*	26	7-16	.438	0-3	.000	5-6	.833	1	5	6	4.8	2	2	1	0	2	19	13.6	
vs Monmouth	12/9/17	*	30	8-13	.615	1-2	.500	6-10	.600	1	3	4	4.7	2	1	1	0	2	23	14.7	
RV/RV VIRGINIA TECH	12/16/17	*	34	7-16	.438	4-7	.571	2-4	.500	2	3	5	4.7	2	2	3	0	3	20	15.2	
vs UCLA	12/23/17	*	29	7-18	.389	1-5	.200	3-5	.600	0	4	4	4.6	3	1	2	0	0	18	15.5	
RV/RV LOUISVILLE	12/29/17	*	29	5-11	.455	1-2	.500	3-6	.500	1	5	6	4.8	2	0	1	0	2	14	15.3	
GEORGIA	12/31/17	*	34	3-8	.375	0-1	.000	4-8	.500	3	7	10	5.2	3	0	0	1	10	14.9		
at LSU	01/03/18	*	22	3-8	.375	1-2	.500	0-0	.000	1	1	2	4.9	1	0	4	0	1	7	14.4	
at #23/22 Tennessee	01/06/18	*	16	2-5	.400	1-2	.500	0-0	.000	0	4	4	4.9	5	2	1	0	0	5	13.7	
TEXAS A&M	01/09/18	*	34	6-9	.667	0-2	.000	6-9	.667	0	1	1	4.6	3	2	0	0	0	18	14.0	
at Vanderbilt	01/13/18	*	39	2-7	.286	1-2	.500	5-8	.625	1	2	3	4.5	4	1	1	2	0	10	13.8	
at South Carolina	01/16/18	*	25	1-5	.200	0-0	.000	3-6	.500	1	2	3	4.4	5	0	2	0	1	5	13.3	
FLORIDA	01/20/18	*	31	3-8	.375	1-4	.250	1-2	.500	1	5	6	4.5	2	3	2	1	1	8	13.0	
MISSISSIPPI STATE	01/23/18	*	27	3-8	.375	0-2	.000	0-1	.000	0	7	7	4.7	2	2	3	2	2	6	12.7	
at #17/7 West Virginia	01/27/18	*	25	4-8	.500	1-1	1.000	4-5	.800	1	2	3	4.6	3	2	2	0	0	13	12.7	
Totals			21	596	96-217	.442	17-49	.347	57-92	.620	21	75	96	4.6	60	36	36	7	21	266	12.7

Games played: 21  
Minutes/game: 28.4  
Points/game: 12.7  
FG Pct: 44.2  
3FG Pct: 34.7  
FT Pct: 62.0

Rebounds/game: 4.6  
Assists/game: 1.7  
Turnovers/game: 1.7  
Assist/turnover ratio: 1.0  
Steals/game: 1.0  
Blocks/game: 0.3

## Superlatives

	Season Stats	Career Stats
10+ points	13	12
20+ points	2	2
3+ assists	6	6
3+ steals	1	1
10+ rebounds	2	2
Double-doubles	1	1
Dunks	12	12

## Career Statistics

Year	GP-GS	Min-Avg	FG-FGA	Pct	3FG-FGA	Pct	FT-FTA	Pct	Off-Def-Tot-Avg	PF-FO	Ast	TO	Blk	Stl	Pts	Avg
2017-18	21-21	596-28.4	96-217	.442	17-49	.347	57-92	.620	21-75-96-4.6	60-2	36	36	7	21	266	12.7
TOTAL	21-21	596-28.4	96-217	.442	17-49	.347	57-92	.620	21-75-96-4.6	60-2	36	36	7	21	266	12.7

## Nick Richards

# 4

Freshman • F • 6-11 • 240 lbs • Kingston, Jamaica  
The Patrick School • Undeclared/Exploratory  
Studies in Agriculture



### Bio Blast

- Leads the team with 26 blocks on the year and is third on the team in rebounding with 116
- Had nine points, including a game-clinching putback dunk at West Virginia and eight boards
- Scored in double figures at South Carolina and grabbed nine rebounds vs. Florida
- Had a breakout performance with his first career double-double (25 points, 15 rebounds) vs. Fort Wayne
  - Became the third UK player in the Calipari era with 25 points and 15 rebounds in a game (Terrence Jones vs. Notre Dame, (12/8/10); DeMarcus Cousins vs. Sam Houston State, 11/19/09)
  - Going 9 of 10 from the field vs. Fort Wayne, he became the first UK player to shoot at least 90 percent from in a game (min. 10 FG att.) since Alex Poythress vs. Lafayette on Nov. 16, 2012
- On the preseason watch list for the Kareem Abdul-Jabbar Award, presented annually by the Naismith Memorial Basketball Hall of Fame to the nation's top center
- Ranked in the top 20 by the major recruiting services, including 247Sports (No. 15), ESPN (No. 17), and Rivals (No. 17)
- Joined UK players Karl-Anthony Towns and Isaiah Briscoe as other future Wildcat high school stars to lead their teams to the New Jersey Tournament of Champions when he led The Patrick School to a 64-45 win as a senior

### Season Averages

Games played	21
Minutes/game	17.3
Points/game	6.9
FG Pct	63.5
FT Pct	75.0
Rebounds/game	5.5
Assists/game	0.4
Turnovers/game	0.9
Assist/turnover ratio	0.4
Steals/game	0.1
Blocks/game	1.2

### Season Highs

Points	25, vs. FORT WAYNE (11/22/17)
FG Made	9, vs. FORT WAYNE (11/22/17)
FG Attempts	10, vs. FORT WAYNE (11/22/17)
3FG Made	
3FG Attempts	
FT Made	7, vs. FORT WAYNE (11/22/17)
FT Attempts	7, vs. FORT WAYNE (11/22/17)
Rebounds	15, vs. FORT WAYNE (11/22/17)
Assists	2, vs. UCLA (12/23/17)
Steals	1, twice, last vs. TEXAS A&M (01/09/18)
Blocks	3, 4x, last vs. VIRGINIA TECH (12/16/17)
Minutes	26, twice, last vs. UCLA (12/23/17)

### Career Highs

Points	25, vs. FORT WAYNE (11/22/17)
FG Made	9, vs. FORT WAYNE (11/22/17)
FG Attempts	10, vs. FORT WAYNE (11/22/17)
3FG Made	
3FG Attempts	
FT Made	7, vs. FORT WAYNE (11/22/17)
FT Attempts	7, vs. FORT WAYNE (11/22/17)
Rebounds	15, vs. FORT WAYNE (11/22/17)
Assists	2, vs. UCLA (12/23/17)
Steals	1, twice, last vs. TEXAS A&M (01/09/18)
Blocks	3, 4x, last vs. VIRGINIA TECH (12/16/17)
Minutes	26, twice, last vs. UCLA (12/23/17)

### Game-By-Game

Opponent	Date	gs	min	Total		3-Pointers		Free throws		Rebounds					pts	avg					
				fg/fga	pct	3fg/fga	pct	ft/fta	pct	off	def	tot	avg	pf			a	l/o	blk	stl	
UTAH VALLEY	11/10/17	*	24	4-7	.571	0-0	.000	2-3	.667	2	1	3	3.0	3	0	2	3	1	10	10.0	
VERMONT	11/12/17	*	13	1-2	.500	0-0	.000	0-0	.000	2	2	4	3.5	2	1	0	0	0	2	6.0	
vs #4/3 Kansas	11/14/17	*	13	1-4	.250	0-0	.000	0-0	.000	2	7	9	5.3	3	0	3	1	0	2	4.7	
ETSU	11/17/17	*	11	1-1	1.000	0-0	.000	0-1	.000	0	3	3	4.8	3	0	0	0	0	2	4.0	
TROY	11/20/17	*	12	3-5	.600	0-0	.000	2-2	1.000	4	4	8	5.4	2	0	0	0	0	8	4.8	
FORT WAYNE	11/22/17	*	26	9-10	.900	0-0	.000	7-7	1.000	5	10	15	7.0	4	1	1	2	0	25	8.2	
UIC	11/26/17	*	22	4-6	.667	0-0	.000	3-5	.600	1	2	3	6.4	1	1	0	3	0	11	8.6	
HARVARD	12/2/17	*	20	3-5	.600	0-0	.000	3-4	.750	2	5	7	6.5	3	1	0	3	0	9	8.6	
vs Monmouth	12/9/17	*	18	5-7	.714	0-0	.000	0-0	.000	4	4	8	6.7	3	0	2	1	0	10	8.8	
RV/RV VIRGINIA TECH	12/16/17	*	22	3-5	.600	0-0	.000	2-4	.500	3	3	6	6.6	2	1	1	3	0	8	8.7	
vs UCLA	12/23/17	*	26	3-5	.600	0-0	.000	1-2	.500	1	5	6	6.5	1	2	2	1	0	7	8.5	
RV/RV LOUISVILLE	12/29/17	*	17	1-4	.250	0-0	.000	2-2	1.000	2	4	6	6.5	2	0	0	2	0	4	8.2	
GEORGIA	12/31/17	*	3	0-1	.000	0-0	.000	0-0	.000	0	0	0	6.0	2	0	1	0	0	0	7.5	
at LSU	01/03/18	*	10	1-2	.500	0-0	.000	0-0	.000	0	1	1	5.6	1	0	0	0	0	2	7.1	
at #23/22 Tennessee	01/06/18	*	24	4-4	1.000	0-0	.000	1-2	.500	2	6	8	5.8	1	0	0	1	0	9	7.3	
TEXAS A&M	01/09/18	*	16	0-0	.000	0-0	.000	2-2	1.000	0	4	4	5.7	2	0	1	0	1	2	6.9	
at Vanderbilt	01/13/18	*	12	2-2	1.000	0-0	.000	0-0	.000	0	3	3	5.5	3	0	1	2	0	4	6.8	
at South Carolina	01/16/18	*	23	5-7	.714	0-0	.000	2-2	1.000	2	2	4	5.4	5	0	1	1	0	12	7.1	
FLORIDA	01/20/18	*	20	2-3	.667	0-0	.000	4-6	.667	4	5	9	5.6	0	1	2	2	0	8	7.1	
MISSISSIPPI STATE	01/23/18	*	11	0-1	.000	0-0	.000	0-0	.000	0	1	1	5.4	0	0	0	0	0	0	6.8	
at #7/7 West Virginia	01/27/18	*	20	2-4	.500	0-0	.000	5-6	.833	2	6	8	5.5	4	0	2	1	0	9	6.9	
<b>Totals</b>			<b>21</b>	<b>363</b>	<b>54-85</b>	<b>.635</b>	<b>0-0</b>	<b>.000</b>	<b>36-48</b>	<b>.750</b>	<b>38</b>	<b>78</b>	<b>116</b>	<b>5.5</b>	<b>47</b>	<b>8</b>	<b>19</b>	<b>26</b>	<b>2</b>	<b>144</b>	<b>6.9</b>

Games played: 21  
Minutes/game: 17.3  
Points/game: 6.9  
FG Pct: 63.5  
FT Pct: 75.0

Rebounds/game: 5.5  
Assists/game: 0.4  
Turnovers/game: 0.9  
Assist/turnover ratio: 0.4  
Steals/game: 0.1  
Blocks/game: 1.2

### Superlatives

Season Stats		Career Stats	
10+ points	5	10+ points	5
20+ points	1	20+ points	1
3+ blocks	4	3+ blocks	4
3+ steals	-	3+ steals	-
10+ rebounds	1	10+ rebounds	1
Double-doubles	1	Double-doubles	1
Dunks	18	Dunks	18

### Career Statistics

Year	GP-GS	Min-Avg	FG-FGA	Pct	3FG-FGA	Pct	FT-FTA	Pct	Off-Def-Tot-Avg	PF-FO	Ast	TO	Blk	Stl	Pts	Avg
2017-18	21-21	363-17.3	54-85	.635	0-0	.000	36-48	.750	38-78-116-5.5	47-1	8	19	26	2	144	6.9
<b>TOTA</b>	<b>21-21</b>	<b>363-17.3</b>	<b>54-85</b>	<b>.635</b>	<b>0-0</b>	<b>.000</b>	<b>36-48</b>	<b>.750</b>	<b>38-78-116-5.5</b>	<b>47-1</b>	<b>8</b>	<b>19</b>	<b>26</b>	<b>2</b>	<b>144</b>	<b>6.9</b>



## Kevin Knox

Freshman • F • 6-9 • 215 lbs • Tampa, Fla.  
Tampa Catholic • Undeclared/Exploratory Studies in Agriculture

# 5

### Bio Blast

- Leads the team in scoring (15.5 per game) and 3-pointers made (34)
- Scored a career-high 34 points at West Virginia, including sinking a career-high five 3-pointers. It was the most points this season for a UK player and tied Malik Monk (at Ole Miss) for the most points by a freshman on the road in school history
- Named SEC Freshman of the Week following his performance at West Virginia
- Has scored in double figures in all but five games
- Has a team-best two double-doubles and six 20-point games
- Scored nine of the team's final 15 points in the win at Vanderbilt
- Preseason All-SEC pick by the league's coaches (first team) and media (second team)
- Preseason watch list for three national player of the year awards: the Naismith Trophy, the Oscar Robertson Trophy and the Wooden Award
- On the preseason watch list for the Julius Erving Award, presented annually by the Naismith Memorial Basketball Hall of Fame to the nation's top small forward
- 2017 Mr. Florida Basketball scored 2,760 total points in his high-school career
- 2017 Naismith High School All-America Second Team selection
- Won two gold medals with USA Basketball

### Season Averages

Games played:	21
Minutes/game:	32.5
Points/game:	15.5
FG Pct:	46.4
3FG Pct:	35.4
FT Pct:	77.7
Rebounds/game:	5.7
Assists/game:	1.6
Turnovers/game:	2.5
Assist/turnover ratio:	0.6
Steals/game:	1.0
Blocks/game:	0.3

### Season Highs

Points	34, vs. West Virginia (01/27/18)
FG Made	11, vs. West Virginia (01/27/18)
FG Attempts	17, vs. West Virginia (01/27/18)
3FG Made	5, vs. West Virginia (01/27/18)
3FG Attempts	8, twice, last vs. West Virginia (01/27/18)
FT Made	8, at South Carolina (01/16/18)
FT Attempts	10, twice, last at South Carolina (01/16/18)
Rebounds	11, at LSU (01/03/18)
Assists	4, 3x, last vs. VIRGINIA TECH (12/16/17)
Steals	4, vs. UTAH VALLEY (11/10/17)
Blocks	1, 6x, last at Tennessee (01/06/18)
Minutes	39, at South Carolina (01/16/18)

### Career Highs

Points	34, vs. West Virginia (01/27/18)
FG Made	11, vs. West Virginia (01/27/18)
FG Attempts	17, vs. West Virginia (01/27/18)
3FG Made	5, vs. West Virginia (01/27/18)
3FG Attempts	8, twice, last vs. West Virginia (01/27/18)
FT Made	8, at South Carolina (01/16/18)
FT Attempts	10, twice, last at South Carolina (01/16/18)
Rebounds	11, at LSU (01/03/18)
Assists	4, 3x, last vs. VIRGINIA TECH (12/16/17)
Steals	4, vs. UTAH VALLEY (11/10/17)
Blocks	1, 6x, last at Tennessee (01/06/18)
Minutes	39, at South Carolina (01/16/18)

### Game-By-Game

Opponent	Date	gs	min	fg-fga	pct	3fg-fga	pct	ft-fa	pct	reb	off	def	tot	ast	stl	blk	pts	avg			
UTAH VALLEY	11/10/17	*	37	3-13	.231	1-4	.250	5-6	.833	2	4	6	6.0	3	4	2	1	4	12.0		
VERMONT	11/12/17	*	35	3-10	.300	1-4	.250	4-4	1.000	0	8	8	7.0	2	1	2	0	11	11.5		
vs #4/3 Kansas	11/14/17	*	37	8-13	.615	3-6	.500	1-2	.500	2	5	7	7.0	0	1	1	2	20	14.3		
ETSU	11/17/17	*	34	6-13	.462	4-7	.571	1-4	.250	0	10	10	7.8	3	2	6	1	0	17	15.0	
TROY	11/20/17	*	35	7-12	.583	1-3	.333	2-5	.400	1	4	5	7.2	2	1	2	0	1	17	15.4	
FORT WAYNE	11/22/17	*	35	4-10	.400	1-3	.333	2-2	1.000	0	2	2	6.3	1	3	1	0	0	11	14.7	
UIC	11/26/17	*	33	9-13	.692	0-4	.000	7-10	.700	0	2	2	5.7	1	1	2	1	1	25	16.1	
HARVARD	12/2/17	*	36	7-13	.538	2-7	.286	4-4	1.000	2	5	7	5.9	2	1	3	1	1	20	16.6	
vs Monmouth	12/9/17	*	31	1-9	.111	1-5	.200	1-2	.500	1	4	5	5.8	2	4	7	0	1	4	15.2	
RV/RV VIRGINIA TECH	12/16/17	*	35	7-15	.467	2-5	.400	5-6	.833	2	3	5	5.7	2	4	2	0	1	21	15.8	
vs UCLA	12/23/17	*	35	6-12	.500	2-5	.400	1-2	.500	0	5	5	5.6	4	3	4	0	2	15	15.7	
RV/RV LOUISVILLE	12/29/17	*	17	2-8	.250	0-3	.000	4-5	.800	0	7	7	5.8	5	0	2	0	0	8	15.1	
GEORGIA	12/31/17	*	28	2-10	.200	1-4	.250	2-3	.667	1	3	4	5.6	3	3	1	0	1	7	14.5	
at LSU	01/03/18	*	35	7-12	.583	2-3	.667	0-0	.000	2	9	11	6.0	1	1	2	0	0	16	14.6	
at #23/22 Tennessee	01/06/18	*	31	1-9	.111	0-5	.000	4-4	1.000	0	5	5	5.9	4	0	2	1	0	6	14.0	
TEXAS A&M	01/09/18	*	25	5-5	1.000	2-2	1.000	3-4	.750	0	2	2	5.7	2	0	4	0	0	15	14.1	
at Vanderbilt	01/13/18	*	28	5-9	.556	0-2	.000	7-7	1.000	1	3	4	5.6	2	1	1	0	1	17	14.2	
at South Carolina	01/16/18	*	39	6-16	.375	1-8	.125	8-10	.800	1	7	8	5.7	3	2	1	0	2	21	14.6	
FLORIDA	01/20/18	*	25	4-10	.400	1-4	.250	0-0	.000	0	4	4	5.6	3	1	3	0	1	9	14.3	
MISSISSIPPI STATE	01/23/18	*	36	5-6	.833	4-4	1.000	5-6	.833	1	5	6	5.7	1	1	4	0	2	19	14.6	
at #7/7 West Virginia	01/27/18	*	35	11-17	.647	5-8	.625	7-8	.875	4	3	7	5.7	1	1	0	1	0	34	15.5	
Totals			21	682	109-235	.464	34-96	354	73-94	.777	20	100	120	5.7	47	33	53	6	20	325	15.5

Games played: 21  
Minutes/game: 32.5  
Points/game: 15.5  
FG Pct: 46.4  
3FG Pct: 35.4  
FT Pct: 77.7

Rebounds/game: 5.7  
Assists/game: 1.6  
Turnovers/game: 2.5  
Assist/turnover ratio: 0.6  
Steals/game: 1.0  
Blocks/game: 0.3

### Superlatives

Season Stats		Career Stats	
10+ points	16	10+ points	16
20+ points	6	20+ points	6
3+ assists	6	3+ assists	6
3+ steals	1	3+ steals	1
10+ rebounds	2	10+ rebounds	2
Double-doubles	2	Double-doubles	2
Dunks	13	Dunks	13

### Career Statistics

Year	GP-GS	Min-Avg	FG-FGA	Pct	3FG-FGA	Pct	FT-FTA	Pct	Off-Def-Tot-Avg	PF-FO	Ast	TO	Blk	Stl	Pts	Avg
2017-18	21-21	682-32.5	109-235	.464	34-96	.354	73-94	.777	20-100-120-5.7	47-1	33	53	6	20	325	15.5
TOTAL	21-21	682-32.5	109-235	.464	34-96	.354	73-94	.777	20-100-120-5.7	47-1	33	53	6	20	325	15.5

## Jonny David

# 10

Junior • G • 6-2 • 183 lbs • Pittsburgh  
Mt. Lebanon • Kinesiology



### Bio Blast

- Logged his first action of the season against Fort Wayne and UIC
- Played in all three exhibition games, scoring against Thomas More
- Appeared in seven games as a sophomore, totaling five points
- Appeared in 11 games during his freshman campaign
- SEC Academic Honor Roll member the past two years
- Dean's List in fall 2016
- 1,000-point scorer in high school
- His father was a letterwinner at the University of Pittsburgh while head coach John Calipari was an assistant coach

### Season Averages

Games played	4
Minutes/game	1.0
Points/game	
FG Pct.	
3FG Pct.	
FT Pct.	
Rebounds/game	
Assists/game	
Turnovers/game	0.5
Assist/turnover ratio	
Steals/game	
Blocks/game	

### Season Highs

Points	
FG Made	
FG Attempts	
3FG Made	
3FG Attempts	
FT Made	
FT Attempts	
Rebounds	
Assists	
Steals	
Blocks	
Minutes	2, vs. UIC (11/26/17)

### Career Highs

Points	5, vs. TEXAS A&M (1/3/17)
FG Made	1, vs. TEXAS A&M (1/3/17)
FG Attempts	1, four times, last vs. TEXAS A&M (1/3/17)
3FG Made	1, vs. TEXAS A&M (1/3/17)
3FG Attempts	1, three times, last vs. TEXAS A&M (1/3/17)
FT Made	2, twice, last vs. TEXAS A&M (1/3/17)
FT Attempts	2, three times, last vs. TEXAS A&M (1/3/17)
Rebounds	
Assists	
Steals	
Blocks	
Minutes	3, vs. CLEVELAND ST. (11/23/16)

### Game-By-Game

Opponent	Date	qs	min	Total fg-fga	pct	3-Pointers 3fg-fga	pct	Free throws ft-fta	pct	Rebounds off	def	tot	avg	pf	a	t/o	blk	stl	pts	avg
UTAH VALLEY	11/10/17	dnp		-	-	-	-	-	-	-	-	-	-	-	-	-	-	-	-	-
VERMONT	11/12/17	dnp		-	-	-	-	-	-	-	-	-	-	-	-	-	-	-	-	-
vs #4/3 Kansas	11/14/17	dnp		-	-	-	-	-	-	-	-	-	-	-	-	-	-	-	-	-
ETSU	11/17/17	dnp		-	-	-	-	-	-	-	-	-	-	-	-	-	-	-	-	-
TROY	11/20/17	dnp		-	-	-	-	-	-	-	-	-	-	-	-	-	-	-	-	-
FORT WAYNE	11/22/17	1		0-0	.000	0-0	.000	0-0	.000	0	0	0	0.0	0	0	0	0	0	0	0.0
UIC	11/26/17	2		0-0	.000	0-0	.000	0-0	.000	0	0	0	0.0	1	0	2	0	0	0	0.0
HARVARD	12/2/17	dnp		-	-	-	-	-	-	-	-	-	-	-	-	-	-	-	-	-
vs Monmouth	12/9/17	0		0-0	.000	0-0	.000	0-0	.000	0	0	0	0.0	0	0	0	0	0	0	0.0
RV/RV VIRGINIA TECH	12/16/17	dnp		-	-	-	-	-	-	-	-	-	-	-	-	-	-	-	-	-
vs UCLA	12/23/17	dnp		-	-	-	-	-	-	-	-	-	-	-	-	-	-	-	-	-
RV/RV LOUISVILLE	12/29/17	1		0-0	.000	0-0	.000	0-0	.000	0	0	0	0.0	0	0	0	0	0	0	0.0
GEORGIA	12/31/17	dnp		-	-	-	-	-	-	-	-	-	-	-	-	-	-	-	-	-
at LSU	01/03/18	dnp		-	-	-	-	-	-	-	-	-	-	-	-	-	-	-	-	-
at #23/22 Tennessee	01/06/18	dnp		-	-	-	-	-	-	-	-	-	-	-	-	-	-	-	-	-
TEXAS A&M	01/09/18	dnp		-	-	-	-	-	-	-	-	-	-	-	-	-	-	-	-	-
at Vanderbilt	01/13/18	dnp		-	-	-	-	-	-	-	-	-	-	-	-	-	-	-	-	-
at South Carolina	01/16/18	dnp		-	-	-	-	-	-	-	-	-	-	-	-	-	-	-	-	-
FLORIDA	01/20/18	dnp		-	-	-	-	-	-	-	-	-	-	-	-	-	-	-	-	-
MISSISSIPPI STATE	01/23/18	dnp		-	-	-	-	-	-	-	-	-	-	-	-	-	-	-	-	-
at #7/7 West Virginia	01/27/18	dnp		-	-	-	-	-	-	-	-	-	-	-	-	-	-	-	-	-
Totals		0	4	0-0	.000	0-0	.000	0-0	.000	0	0	0	0.0	1	0	2	0	0	0	0.0

Games played: 4  
Minutes/game: 1.0  
Turnovers/game: 0.5

### Superlatives

Season Stats	Career Stats
10+ points	-
20+ points	-
3+ assists	-
3+ steals	-
10+ rebounds	-
Double-doubles	-
Dunks	-

### Career Statistics

Year	GP-GS	Min-Avg	FG-FGA	Pct	3FG-FGA	Pct	FT-FTA	Pct	Off-Def-Tot-Avg	PF-FO	Ast	TO	Blk	Stl	Pts	Avg
2015-16	11-0	11-1.0	0-2	.00	0-2	.000	2-2	1.000	0-0-0-0.0	1-0	0	1	0	0	2	0.2
2016-17	7-0	11-1.6	1-2	.500	1-1	1.000	2-4	.500	0-0-0-0.0	0-0	0	3	0	0	5	0.7
2017-18	4-0	4-1.0	0-0	.000	0-0	.000	0-0	.000	0-0-0-0.0	1-0	0	2	0	0	0	0.0
TOTAL	22-0	26-1.2	1-4	.250	1-3	.333	4-6	.667	0-0-0-0.0	2-0	0	6	0	0	7	0.3





## Jemarl Baker

# 13

Freshman • G • 6-4 • 182 lbs • Menifee, Calif.  
Eleanor Roosevelt • Undeclared/Exploratory Studies in Arts and Sciences



### Bio Blast

- Pronunciation: like Jamal
- Underwent left knee surgery at the end of October and is expected to miss three months from the time of the surgery. Has begun working out
- Considered one of the premier shooters in the country whose range extends well beyond the college 3-point arc
- A consensus four-star prospect ranked among the top 100
- Averaged 17.1 points, 4.1 assists and 3.5 rebounds per game as a senior
- Led Roosevelt to its first-ever state title
- Honor-roll student in high school

### Season Averages

Games played	.....
Minutes/game	.....
Points/game	.....
FG Pct	.....
3FG Pct	.....
FT Pct	.....
Rebounds/game	.....
Assists/game	.....
Turnovers/game	.....
Assist/turnover ratio	.....
Blocks/game	.....

### Season Highs

Points	.....
FG Made	.....
FG Attempts	.....
3FG Made	.....
3FG Attempts	.....
FT Made	.....
FT Attempts	.....
Rebounds	.....
Assists	.....
Steals	.....
Blocks	.....
Minutes	.....

### Career Highs

Points	.....
FG Made	.....
FG Attempts	.....
3FG Made	.....
3FG Attempts	.....
FT Made	.....
FT Attempts	.....
Rebounds	.....
Assists	.....
Steals	.....
Blocks	.....
Minutes	.....

### Game-By-Game

### Superlatives

Season Stats		Career Stats	
10+ points	-	10+ points	-
20+ points	-	20+ points	-
3+ assists	-	3+ assists	-
3+ steals	-	3+ steals	-
10+ rebounds	-	10+ rebounds	-
Double-doubles	-	Double-doubles	-
Dunks	-	Dunks	-

### Career Statistics

Year	GP-GS	Min-Avg	FG-FGA	Pct	3FG-FGA	Pct	FT-FTA	Pct	Off-Def-Tot-Avg	PF-FO	Ast	TO	Blk	Stl	Pts	Avg
2017-18																
<b>TOTAL</b>																

## Tai Wynyard

# 14

RS-Sophomore • F • 6-10 • 250 lbs • Auckland, New Zealand  
Rangitoto College • Undergraduate Studies



### Bio Blast

- Pronunciation: tie WIN-yard
- Appeared in seven games in a row between Nov. 14 and Dec. 9. Hasn't played since Dec. 31 because of a back injury
- Played well in a season-high 12 minutes vs. Monmouth, trying his career high with four points while grabbing a career-high six boards. After the game, Calipari said of Wynyard: "One guy's misery is another guy's opportunity, and Tai was ready for his chance"
- Suited up for New Zealand at the 2017 FIBA U19 World Cup
- Averaged team highs in points (13.8) and rebounds (9.2) in six games for the Junior Tall Blacks
- Made 15 appearances in his redshirt freshman campaign
- Scored 11 points, had 13 rebounds and three blocks, while averaging 3.6 minutes a game
- Redshirted after enrolling midyear during the 2015-16 season
- Played for the New Zealand National Team in the FIBA 3-on-3 World Championships for a second-straight year this summer
- Was the most valuable player in the 3-on-3 tournament in 2015 when he lead New Zealand to a gold medal

### Season Averages

Games played	8
Minutes/game	5.4
Points/game	1.0
FG Pct	42.9
3FG Pct	
FT Pct	100.0
Rebounds/game	1.8
Assists/game	
Turnovers/game	0.4
Steals/game	0.4
Blocks/game	0.1

### Season Highs

Points	4, twice, last vs. Monmouth (12/09/17)
FG Made	2, vs. UIC (11/26/17)
FG Attempts	2, twice, last vs. UIC (11/26/17)
3FG Made	
3FG Attempts	
FT Made	2, vs. Monmouth (12/09/17)
FT Attempts	2, vs. Monmouth (12/09/17)
Rebounds	6, vs. Monmouth (12/09/17)
Assists	
Steals	2, vs. Monmouth (12/09/17)
Blocks	1, vs. ETSU (11/17/17)
Minutes	12, vs. Monmouth (12/09/17)

### Career Highs

Points	4, 3x, last vs. Monmouth (12/09/17)
FG Made	2, twice, last. vs. UIC (11/26/17)
FG Attempts	2, 3x, last vs. UIC (11/26/17)
3FG Made	
3FG Attempts	
FT Made	2, vs. Monmouth (12/09/17)
FT Attempts	2, twice, last vs. Monmouth (12/09/17)
Rebounds	6, vs. Monmouth (12/09/17)
Assists	1, vs. UT MARTIN (11/25/16)
Steals	2, vs. Monmouth (12/09/17)
Blocks	1, four times, last vs. ETSU (11/17/17)
Minutes	12, twice, last vs. Monmouth (12/09/17)

### Game-By-Game

Opponent	Date	gs	min	Total		3-Pointers		Free throws		Rebounds				pf	a	t/o	blk	stl	pts	avg
				fg-fga	pct	3fg-fga	pct	ft-fra	pct	off	def	tot	avg							
UTAH VALLEY	11/10/17	dnp	-	-	-	-	-	-	-	-	-	-	-	-	-	-	-	-	-	-
VERMONT	11/12/17	dnp	-	-	-	-	-	-	-	-	-	-	-	-	-	-	-	-	-	-
vs #4/3 Kansas	11/14/17	7	-	0-1	.000	0-0	.000	0-0	.000	0	0	0	0.0	1	0	0	0	0	0	0.0
ETSU	11/17/17	3	0-0	.000	0-0	.000	0-0	.000	0	1	1	0.5	1	0	0	1	0	0	0.0	0.0
TROY	11/20/17	3	0-2	.000	0-0	.000	0-0	.000	2	1	3	1.3	0	0	0	0	0	0	0.0	0.0
FORT WAYNE	11/22/17	4	0-0	.000	0-0	.000	0-0	.000	0	0	0	1.0	1	0	1	0	0	0	0.0	0.0
UIC	11/26/17	5	2-2	1.000	0-0	.000	0-0	.000	1	2	3	1.4	1	0	0	0	0	4	0.8	0.8
HARVARD	12/2/17	2	0-0	.000	0-0	.000	0-0	.000	0	0	0	1.2	0	0	0	0	0	0	0.7	0.7
vs Monmouth	12/9/17	12	1-1	1.000	0-0	.000	2-2	1.000	2	4	6	1.9	3	0	2	0	2	4	1.1	1.1
RV/RV VIRGINIA TECH	12/16/17	dnp	-	-	-	-	-	-	-	-	-	-	-	-	-	-	-	-	-	-
vs UCLA	12/23/17	dnp	-	-	-	-	-	-	-	-	-	-	-	-	-	-	-	-	-	-
RV/RV LOUISVILLE	12/29/17	dnp	-	-	-	-	-	-	-	-	-	-	-	-	-	-	-	-	-	-
GEORGIA	12/31/17	7	0-1	.000	0-0	.000	0-0	.000	1	0	1	1.8	1	0	0	0	1	0	1.0	1.0
at LSU	01/03/18	dnp	-	-	-	-	-	-	-	-	-	-	-	-	-	-	-	-	-	-
at #23/22 Tennessee	01/06/18	dnp	-	-	-	-	-	-	-	-	-	-	-	-	-	-	-	-	-	-
TEXAS A&M	01/09/18	dnp	-	-	-	-	-	-	-	-	-	-	-	-	-	-	-	-	-	-
at Vanderbilt	01/13/18	dnp	-	-	-	-	-	-	-	-	-	-	-	-	-	-	-	-	-	-
at South Carolina	01/16/18	dnp	-	-	-	-	-	-	-	-	-	-	-	-	-	-	-	-	-	-
FLORIDA	01/20/18	dnp	-	-	-	-	-	-	-	-	-	-	-	-	-	-	-	-	-	-
MISSISSIPPI STATE	01/23/18	dnp	-	-	-	-	-	-	-	-	-	-	-	-	-	-	-	-	-	-
at #7/7 West Virginia	01/27/18	dnp	-	-	-	-	-	-	-	-	-	-	-	-	-	-	-	-	-	-
Totals		0	43	3-7	.429	0-0	.000	2-2	1.000	6	8	14	1.8	8	0	3	1	3	8	1.0

Games played: 8  
Minutes/game: 5.4  
Points/game: 1.0  
FG Pct: 42.9  
FT Pct: 100.0

Rebounds/game: 1.8  
Turnovers/game: 0.4  
Steals/game: 0.4  
Blocks/game: 0.1

### Superlatives

Season Stats	Career Stats
10+ points	-
20+ points	-
3+ blocks	-
3+ steals	-
10+ rebounds	-
Double-doubles	-
Dunks	1

### Career Statistics

Year	GP-GS	Min-Avg	FG-FGA	Pct	3FG-FGA	Pct	FT-FTA	Pct	Off-Def-Tot-Avg	PF-FO	Ast	TO	Blk	Stl	Pts	Avg
2016-17	15-0	54-3.6	5-6	.833	0-0	.000	1-3	.333	5-8-13-0.9	11-0	1	2	3	1	11	0.7
2017-18	8-0	43-5.4	3-7	.429	0-0	.000	2-2	1.000	6-8-14-1.8	8-0	0	3	1	3	8	1.0
TOTAL	23-0	97-4.2	8-13	.615	0-0	.000	3-5	.600	11-16-27-1.2	19-0	1	5	4	4	19	0.8



## Shai Gilgeous-Alexander

Freshman • G • 6-6 • 180 lbs • Hamilton, Canada  
Hamilton Heights • Undeclared/Exploratory  
Studies in Agriculture

# 22

### Bio Blast

- Pronunciation: shay GILL-juss
- Has started in each of the past six games
- Leads the team in assists (92), steals (36) and 3-point FG percentage (.407)
- Scored in double figures in 12 of the last 18 games and in seven of the last 10
- Has tallied at least three assists in all but three games this season
  - Has at least four assists in 10 of the last 11
- Named MVP of the Louisville game by the Bluegrass Sports Commission
- Followed up his career-high 24 points vs. Louisville with a second straight 20-point performance from off the bench vs. Georgia and then 18 at LSU.
  - First Wildcat to score 20 or more points off the bench since Deron Feldhouse in January 1992
- Originally from Canada, Gilgeous-Alexander was a member of the 2016 Canadian Men's U18 National Team that captured the silver medal at the 2016 FIBA Americas U18 Championship
- Considered a consensus top-50 prospect in the 2017 class and is ranked as high as No. 20 overall by 247Sports
- Mom competed in track at Alabama and at the 1992 Summer Olympics for Canada

### Season Averages

Games played:	21
Minutes/game:	31.0
Points/game:	11.8
FG Pct:	47.3
3FG Pct:	40.7
FT Pct:	80.3
Rebounds/game:	3.8
Assists/game:	4.4
Turnovers/game:	2.7
Assist/turnover ratio:	1.6
Steals/game:	1.7
Blocks/game:	0.5

### Season Highs

Points	24, vs. LOUISVILLE (12/29/17)
FG Made	9, vs. LOUISVILLE (12/29/17)
FG Attempts	16, twice, last at LSU (01/03/18)
3FG Made	2, vs. Monmouth (12/09/17)
3FG Attempts	4, vs. Monmouth (12/09/17)
FT Made	12, vs. GEORGIA (12/31/17)
FT Attempts	13, vs. GEORGIA (12/31/17)
Rebounds	7, vs. TEXAS A&M (01/09/18)
Assists	9, vs. Monmouth (12/09/17)
Steals	4, twice, last vs. FORT WAYNE (11/22/17)
Blocks	2, 3x, last at West Virginia (01/27/18)
Minutes	39, twice, last at Vanderbilt (01/13/18)

### Career Highs

Points	24, vs. LOUISVILLE (12/29/17)
FG Made	9, vs. LOUISVILLE (12/29/17)
FG Attempts	16, twice, last at LSU (01/03/18)
3FG Made	2, vs. Monmouth (12/09/17)
3FG Attempts	4, vs. Monmouth (12/09/17)
FT Made	12, vs. GEORGIA (12/31/17)
FT Attempts	13, vs. GEORGIA (12/31/17)
Rebounds	7, vs. TEXAS A&M (01/09/18)
Assists	9, vs. Monmouth (12/09/17)
Steals	4, twice, last vs. FORT WAYNE (11/22/17)
Blocks	2, 3x, last at West Virginia (01/27/18)
Minutes	39, twice, last at Vanderbilt (01/13/18)

### Game-By-Game

Opponent	Date	gs	min	Total		3-Pointers		Free throws		Rebounds				pf	a	t/o	blk	stl	pts	avg	
				fg	fga	pct	3fg	3fga	pct	ft	fta	pct	off								def
UTAH VALLEY	11/10/17	*	36	5-9	566	1-2	.500	2-2	1,000	0	3	3	3.0	0	4	3	0	4	13	13.0	
VERMONT	11/12/17		23	1-2	500	0-0	.000	2-2	1,000	1	1	2	2.5	3	3	1	2	4	8.5		
vs #4/3 Kansas	11/14/17		27	3-7	429	0-1	.000	0-0	.000	0	4	4	3.0	3	3	6	0	3	6	7.7	
ETSU	11/17/17		27	4-6	667	1-1	1,000	1-1	1,000	1	1	2	2.8	1	6	2	0	2	10	8.3	
TROY	11/20/17		27	2-5	400	0-1	.000	2-2	1,000	0	5	5	3.2	1	2	3	0	1	6	7.8	
FORT WAYNE	11/22/17		26	5-8	625	0-0	.000	1-2	500	1	2	3	3.2	3	4	2	0	4	11	8.3	
UIC	11/26/17		28	6-10	600	1-1	1,000	1-3	333	1	4	5	3.4	3	6	2	0	2	14	9.1	
HARVARD	12/2/17		28	2-8	250	0-2	.000	8-8	1,000	1	3	4	3.5	0	3	2	1	2	12	9.5	
vs Monmouth	12/9/17		32	4-8	500	2-4	.500	5-6	833	1	5	6	3.8	1	9	3	0	1	15	10.1	
RV/RV VIRGINIA TECH	12/16/17	*	21	3-5	600	1-1	1,000	2-2	1,000	0	0	0	3.4	3	1	0	0	2	9	10.0	
vs UCLA	12/23/17		31	3-7	429	0-2	.000	0-0	.000	1	2	3	3.4	2	5	1	0	1	6	9.6	
RV/RV LOUISVILLE	12/29/17		33	9-16	563	1-2	.500	5-6	833	2	3	5	3.5	0	4	1	0	3	24	10.8	
GEORGIA	12/31/17		33	4-9	444	1-1	1,000	12-13	923	3	2	5	3.6	0	4	1	2	3	21	11.6	
at LSU	01/03/18		32	7-16	438	1-2	.500	3-3	1,000	0	2	2	3.5	1	4	3	1	2	18	12.1	
at #23/22 Tennessee	01/06/18		38	1-6	167	0-0	.000	1-2	500	2	1	3	3.5	0	6	5	0	2	3	11.5	
TEXAS A&M	01/09/18	*	39	6-10	600	0-0	.000	4-6	667	1	6	7	3.7	1	5	3	2	1	16	11.8	
at Vanderbilt	01/13/18	*	39	7-11	636	1-1	1,000	7-10	700	0	4	4	3.7	3	6	3	0	0	22	12.4	
at South Carolina	01/16/18	*	28	3-9	333	0-1	.000	0-0	.000	0	3	3	3.7	4	0	6	1	0	6	12.0	
FLORIDA	01/20/18	*	35	4-12	333	1-1	1,000	1-2	500	0	4	4	3.7	2	6	4	0	1	10	11.9	
MISSISSIPPI STATE	01/23/18	*	35	6-15	400	0-3	.000	4-4	1,000	0	4	4	3.7	1	6	0	0	0	16	12.1	
at #17/ West Virginia	01/27/18	*	32	3-7	429	0-1	.000	0-2	.000	0	5	5	3.8	2	5	4	2	0	6	11.8	
<b>Totals</b>			<b>8</b>	<b>650</b>	<b>88-186</b>	<b>.473</b>	<b>11-27</b>	<b>.407</b>	<b>61-76</b>	<b>.803</b>	<b>15</b>	<b>64</b>	<b>79</b>	<b>3.8</b>	<b>34</b>	<b>92</b>	<b>57</b>	<b>10</b>	<b>36</b>	<b>248</b>	<b>11.8</b>

Games played: 21  
Minutes/game: 31.0  
Points/game: 11.8  
FG Pct: 47.3  
3FG Pct: 40.7  
FT Pct: 80.3

Rebounds/game: 3.8  
Assists/game: 4.4  
Turnovers/game: 2.7  
Assist/turnover ratio: 1.6  
Steals/game: 1.7  
Blocks/game: 0.5

### Superlatives

Season Stats		Career Stats	
10+ points	13	10+ points	13
20+ points	3	20+ points	3
3+ assists	18	3+ assists	18
3+ steals	5	3+ steals	5
10+ rebounds	-	10+ rebounds	-
Double-doubles	-	Double-doubles	-
Dunks	5	Dunks	5

### Career Statistics

Year	GP-GS	Min-Avg	FG-FGA	Pct	3FG-FGA	Pct	FT-FTA	Pct	Off-Def-Tot-Avg	PF-FO	Ast	TO	Blk	Stl	Pts	Avg
2017-18	21-8	650-31.0	88-186	.473	11-27	.407	61-76	.803	15-64-79-3.8	34-0	92	57	10	36	248	11.8
<b>TOTAL</b>	<b>21-8</b>	<b>650-31.0</b>	<b>88-186</b>	<b>.473</b>	<b>11-27</b>	<b>.407</b>	<b>61-76</b>	<b>.803</b>	<b>15-64-79-3.8</b>	<b>34-0</b>	<b>92</b>	<b>57</b>	<b>10</b>	<b>36</b>	<b>248</b>	<b>11.8</b>



## PJ Washington

Freshman • F • 6-7 • 236 lbs • Dallas  
Findlay Prep • Undeclared/Exploratory Studies in  
Communication

# 25

### Bio Blast

- Scored a career-high 22 points in the win vs. Mississippi State
- Has scored 10 or more in 10 of the last 15
- Two blocks behind Nick Richards for the team lead with 24
- Said to have lost 15 pounds in the two and a half weeks leading up to the Monmouth game, in which he had his first career 20-point game in addition to four blocks. Averaging 12.4 points since
- Posted a double-double against Vermont, the Wildcats' first of the season
- On the preseason watch list for the Karl Malone Award, presented annually by the Naismith Memorial Basketball Hall of Fame to the nation's top power forward
- Rated as high as the No. 12 overall prospect in the class of 2017 rankings by ESPN
- All-USA Boys Basketball Second Team
- Played in the 2017 McDonald's All American Game and the Jordan Brand Classic
- Won most valuable player honors at the inaugural Allen Iverson Roundball Classic
- Started all five games and averaged 10.0 points and 4.0 rebounds for the gold-medal winning 2016 USA Men's U18 National Team in Chile
- Suited up for Coach Calipari and Team USA at the 2017 FIBA U19 World Cup

### Season Averages

Games played:	21
Minutes/game:	27.0
Points/game:	10.8
FG Pct:	53.1
3FG Pct:	23.5
FT Pct:	60.5
Rebounds/game:	5.0
Assists/game:	2.0
Turnovers/game:	2.0
Assist/turnover ratio:	1.0
Steals/game:	0.7
Blocks/game:	1.1

### Season Highs

Points.....	22, vs. MISSISSIPPI STATE (01/23/18)
FG Made.....	8, at LSU (01/03/18)
FG Attempts.....	14, vs. VERMONT (11/12/17)
3FG Made.....	1, 4x, last at Vanderbilt (01/13/18)
3FG Attempts.....	2, 4x, last vs. MISSISSIPPI STATE (01/23/18)
FT Made.....	10, vs. MISSISSIPPI STATE (01/23/18)
FT Attempts.....	14, vs. MISSISSIPPI STATE (01/23/18)
Rebounds.....	10, vs. VERMONT (11/12/17)
Assists.....	5, vs. VIRGINIA TECH (12/16/17)
Steals.....	3, twice, last vs. MISSISSIPPI STATE (01/23/18)
Blocks.....	4, twice, last vs. Monmouth (12/09/17)
Minutes.....	38, at Vanderbilt (01/13/18)

### Career Highs

Points.....	22, vs. MISSISSIPPI STATE (01/23/18)
FG Made.....	8, at LSU (01/03/18)
FG Attempts.....	14, vs. VERMONT (11/12/17)
3FG Made.....	1, 4x, last at Vanderbilt (01/13/18)
3FG Attempts.....	2, 4x, last vs. MISSISSIPPI STATE (01/23/18)
FT Made.....	10, vs. MISSISSIPPI STATE (01/23/18)
FT Attempts.....	14, vs. MISSISSIPPI STATE (01/23/18)
Rebounds.....	10, vs. VERMONT (11/12/17)
Assists.....	5, vs. VIRGINIA TECH (12/16/17)
Steals.....	3, twice, last vs. MISSISSIPPI STATE (01/23/18)
Blocks.....	4, twice, last vs. Monmouth (12/09/17)
Minutes.....	38, at Vanderbilt (01/13/18)

### Game-By-Game

Opponent	Date	gs	min	Total		3-Pointers		Free throws		Rebounds				pf	a	t/o	blk	stl	pts	avg	
				fg	fga	pct	3fg	3fga	pct	ft	fta	pct	off								def
UTAH VALLEY	11/10/17	*	19	1-1	1,000	0-0	0.000	3-6	.500	1	2	3	3.0	2	2	4	0	0	5	5.0	
VERMONT	11/12/17	*	35	7-14	.500	0-0	.000	3-7	.429	2	8	10	6.5	2	2	1	0	0	17	11.0	
vs #4/3 Kansas	11/14/17	*	24	0-3	.000	0-0	.000	2-2	1.000	0	2	2	5.0	3	3	4	0	2	8.0		
ETSU	11/17/17	*	29	6-8	.750	0-0	.000	0-5	.000	5	3	8	5.8	5	4	6	1	0	12	9.0	
TROY	11/20/17	*	22	2-4	.500	0-0	.000	0-0	.000	3	5	8	6.2	3	4	4	0	0	4	8.0	
FORT WAYNE	11/22/17	*	25	2-5	.400	0-1	.000	3-8	.375	1	2	3	5.7	1	0	0	0	0	7	7.8	
UIC	11/26/17	*	24	6-7	.857	0-0	.000	5-7	.714	1	4	5	5.6	3	4	1	1	0	17	9.1	
HARVARD	12/2/17	*	18	1-2	.500	0-0	.000	1-2	.500	1	4	5	5.5	5	1	1	0	0	3	8.4	
vs Monmouth	12/9/17	*	32	5-8	.625	1-2	.500	9-9	1.000	2	4	6	5.6	2	1	3	4	0	20	9.7	
RV/RV VIRGINIA TECH	12/16/17	*	33	4-10	.400	1-2	.500	2-4	.500	2	3	5	5.5	1	5	2	1	1	11	9.8	
vs UCLA	12/23/17	*	27	3-8	.375	0-1	.000	3-3	1.000	3	1	4	5.4	0	1	0	1	1	9	9.7	
RV/RV LOUISVILLE	12/29/17	*	31	5-10	.500	0-1	.000	6-6	1.000	2	5	7	5.5	1	2	2	1	0	16	10.3	
GEORGIA	12/31/17	*	15	2-5	.400	0-1	.000	3-6	.500	1	1	2	5.2	5	1	0	2	1	7	10.0	
at LSU	01/03/18	*	36	8-11	.727	0-1	.000	2-4	.500	3	3	6	5.3	3	2	1	2	0	18	10.6	
at #23/22 Tennessee	01/06/18	*	23	6-8	.750	0-1	.000	1-3	.333	0	3	3	5.1	1	2	2	3	13	10.7		
TEXAS A&M	01/09/18	*	32	5-11	.455	1-2	.500	5-10	.500	1	3	4	5.1	4	3	0	0	2	16	11.1	
at Vanderbilt	01/13/18	*	38	2-4	.500	1-1	1.000	5-8	.625	3	5	8	5.2	2	4	0	0	10	11.0		
at South Carolina	01/16/18	*	33	2-3	.667	0-1	.000	6-10	.600	0	2	2	5.1	4	2	2	0	2	10	9.9	
FLORIDA	01/20/18	*	28	3-10	.300	0-1	.000	0-0	.000	3	4	7	5.2	1	0	1	1	1	6	10.7	
MISSISSIPPI STATE	01/23/18	*	31	6-10	.600	0-2	.000	10-14	.714	2	4	6	5.2	2	2	2	2	3	22	11.3	
at #7/7 West Virginia	01/27/18	*	11	1-3	.333	0-0	.000	0-0	.000	1	1	2	5.0	3	0	2	1	0	2	10.8	
<b>Totals</b>			<b>21</b>	<b>566</b>	<b>77-145</b>	<b>.531</b>	<b>4-17</b>	<b>235</b>	<b>69-114</b>	<b>.605</b>	<b>37</b>	<b>69</b>	<b>106</b>	<b>5.0</b>	<b>53</b>	<b>42</b>	<b>43</b>	<b>24</b>	<b>14</b>	<b>227</b>	<b>10.8</b>

Games played: 21  
Minutes/game: 27.0  
Points/game: 10.8  
FG Pct: 53.1  
3FG Pct: 23.5  
FT Pct: 60.5

Rebounds/game: 5.0  
Assists/game: 2.0  
Turnovers/game: 2.0  
Assist/turnover ratio: 1.0  
Steals/game: 0.7  
Blocks/game: 1.1

### Superlatives

Season Stats	Career Stats
10+ points	12
20+ points	2
3+ blocks	2
3+ assists	6
10+ rebounds	1
Double-doubles	1
Dunks	18

### Career Statistics

Year	GP-GS	Min-Avg	FG-FGA	Pct	3FG-FGA	Pct	FT-FTA	Pct	Off-Def-Tot-Avg	PF-FO	Ast	TO	Blk	Stl	Pts	Avg
2017-18	21-21	566-27.0	77-145	.531	4-17	.235	69-114	.605	37-69-106-5.0	53-3	42	43	24	14	227	10.8
<b>TOTAL</b>	<b>21-21</b>	<b>566-27.0</b>	<b>77-145</b>	<b>.531</b>	<b>4-17</b>	<b>.235</b>	<b>69-114</b>	<b>.605</b>	<b>37-69-106-5.0</b>	<b>53-3</b>	<b>42</b>	<b>43</b>	<b>24</b>	<b>14</b>	<b>227</b>	<b>10.8</b>

## Dillon Pulliam

# 30

RS-Junior • G • 6-3 • 195 lbs • Cynthiana, Ky.  
Transylvania University • Computer Engineering



### Bio Blast

- Made his first two appearances of the season in consecutive games at the end of November, against Fort Wayne and UIC
- Made six appearances during the 2016-17 season
- Sat out the 2015-16 season due to NCAA transfer rules
- Played his freshman season at Transylvania University where he averaged 4.8 points and 3.4 rebounds per game
- SEC Academic Honor Roll member
- Dean's List for the fall 2016 and spring 2017 semesters
- Took a mission trip to Belize during summer 2016 with Sports Reach

### Season Averages

Games played	4
Minutes/game	0.8
Points/game	
FG Pct.	
3FG Pct.	
FT Pct.	
Rebounds/game	
Assists/game	
Turnovers/game	
Assist/turnover ratio	
Steals/game	
Blocks/game	

### Season Highs

Points	
FG Made	
FG Attempts	
3FG Made	
3FG Attempts	
FT Made	
FT Attempts	
Rebounds	
Assists	
Steals	
Blocks	
Minutes	1,3x, last vs. LOUISVILLE (12/29/17)

### Career Highs

Points	
FG Made	
FG Attempts	1, vs. Arizona St. (11/28/16)
3FG Made	
3FG Attempts	
FT Made	
FT Attempts	
Rebounds	1, vs. DUQUESNE (11/20/16)
Assists	1, vs. DUQUESNE (11/20/16)
Steals	
Blocks	
Minutes	2, three times, last vs. TEXAS A&M (1/3/7)

### Game-By-Game

Opponent	Date	gs	min	Total fg-fga	pct	3-Pointers 3fg-fga	pct	Free throws ft-fta	pct	Rebounds off	def	tot	avg	pf	a	t/o	blk	stl	pts	avg
UTAH VALLEY	11/10/17	dnp	-	-	-	-	-	-	-	-	-	-	-	-	-	-	-	-	-	-
VERMONT	11/12/17	dnp	-	-	-	-	-	-	-	-	-	-	-	-	-	-	-	-	-	-
vs #4/3 Kansas	11/14/17	dnp	-	-	-	-	-	-	-	-	-	-	-	-	-	-	-	-	-	-
ETSU	11/17/17	dnp	-	-	-	-	-	-	-	-	-	-	-	-	-	-	-	-	-	-
TROY	11/20/17	dnp	-	-	-	-	-	-	-	-	-	-	-	-	-	-	-	-	-	-
FORT WAYNE	11/22/17	1	0-0	.000	0-0	.000	0-0	.000	0	0	0	0	0.0	0	0	0	0	0	0	0.0
UIC	11/26/17	1	0-0	.000	0-0	.000	0-0	.000	0	0	0	0	0.0	0	0	0	0	0	0	0.0
HARVARD	12/2/17	dnp	-	-	-	-	-	-	-	-	-	-	-	-	-	-	-	-	-	-
vs Monmouth	12/9/17	0	0-0	.000	0-0	.000	0-0	.000	0	0	0	0	0.0	0	0	0	0	0	0	0.0
RV/RV VIRGINIA TECH	12/16/17	dnp	-	-	-	-	-	-	-	-	-	-	-	-	-	-	-	-	-	-
vs UCLA	12/23/17	dnp	-	-	-	-	-	-	-	-	-	-	-	-	-	-	-	-	-	-
RV/RV LOUISVILLE	12/29/17	1	0-0	.000	0-0	.000	0-0	.000	0	0	0	0	0.0	0	0	0	0	0	0	0.0
GEORGIA	12/31/17	dnp	-	-	-	-	-	-	-	-	-	-	-	-	-	-	-	-	-	-
at LSU	01/03/18	dnp	-	-	-	-	-	-	-	-	-	-	-	-	-	-	-	-	-	-
at #23/22 Tennessee	01/06/18	dnp	-	-	-	-	-	-	-	-	-	-	-	-	-	-	-	-	-	-
TEXAS A&M	01/09/18	dnp	-	-	-	-	-	-	-	-	-	-	-	-	-	-	-	-	-	-
at Vanderbilt	01/13/18	dnp	-	-	-	-	-	-	-	-	-	-	-	-	-	-	-	-	-	-
at South Carolina	01/16/18	dnp	-	-	-	-	-	-	-	-	-	-	-	-	-	-	-	-	-	-
FLORIDA	01/20/18	dnp	-	-	-	-	-	-	-	-	-	-	-	-	-	-	-	-	-	-
MISSISSIPPI STATE	01/23/18	dnp	-	-	-	-	-	-	-	-	-	-	-	-	-	-	-	-	-	-
at #7/7 West Virginia	01/27/18	dnp	-	-	-	-	-	-	-	-	-	-	-	-	-	-	-	-	-	-
Totals		0	3	0-0	.000	0-0	.000	0-0	.000	0	0	0	0.0	0	0	0	0	0	0	0.0

Games played: 4  
Minutes/game: 0.8

### Superlatives

Season Stats	Career Stats
10+ points	-
20+ points	-
3+ assists	-
3+ steals	-
10+ rebounds	-
Double-doubles	-
Dunks	-

### Career Statistics

Year	GP-GS	Min-Avg	FG-FGA	Pct	3FG-FGA	Pct	FT-FTA	Pct	Off-Def-Tot-Avg	PF-FO	Ast	TO	Blk	Stl	Pts	Avg
2016-17	6-0	8-1.3	0-1	.000	0-0	.000	0-0	.000	0-1-1-0.2	0-0	1	1	0	0	0	0.0
2017-18	4-0	3-0.8	0-0	.000	0-0	.000	0-0	.000	0-0-0-0.0	0-0	0	0	0	0	0	0.0
TOTAL	10-0	11-1.1	0-1	.000	0-0	.000	0-0	.000	0-1-1-0.1	0-0	1	1	0	0	0	0.0



## Wenyen Gabriel

# 32

Sophomore • F • 6-9 • 205 lbs • Manchester, N.H.  
Wilbraham & Monson Academy • Pre-Communication

### Bio Blast

- Pronunciation: WHEN-yen
- Has pulled in six or more rebounds in each of the last five games and in 12 games this season
- One back of Nick Richards for the team lead with 25 blocks this season
- Had his eight-game streak of at least one made 3-point field goal snapped at Vanderbilt
- Grabbed 10 rebounds and hit two key 3-pointers in the SEC-opening win over Georgia
- Scored a season-high 16 points vs. UCLA, including a career-high-tying three 3s
  - It was his most points since his career-high 23 vs. LSU on Feb. 7, 2017
- Averaging 5.8 rebounds per game, most on the team (minimum five games played)
- Grabbed a team-high 13 rebounds and tied for the team high with three blocks vs. Utah Valley
- Leading returner for the Wildcats. Top returner in terms of minutes, scoring, rebounds, assists, blocks and steals
- Appeared in 38 games, making 23 starts as a freshman
- Recorded a double-double with 11 points and 10 rebounds in the exhibition win vs. Thomas More
- Had a career-high 23 points, tying his personal bests for 3-pointers made (three) and free throws made (six) to go along with eight rebounds vs. LSU last season

### Season Averages

Games played:	21
Minutes/game:	22.9
Points/game:	6.5
FG Pct:	43.6
3FG Pct:	37.0
FT Pct:	58.3
Rebounds/game:	5.9
Assists/game:	0.8
Turnovers/game:	1.1
Assist/turnover ratio:	0.7
Steals/game:	0.9
Blocks/game:	1.2

### Season Highs

Points.....	16, vs. UCLA (12/23/17)
FG Made.....	6, vs. UCLA (12/23/17)
FG Attempts.....	13, vs. UTAH VALLEY (11/10/17)
3FG Made.....	3, twice, last at Tennessee (01/06/18)
3FG Attempts.....	5, vs. GEORGIA (12/31/17)
FT Made.....	5, vs. TROY (11/20/17)
FT Attempts.....	6, vs. TROY (11/20/17)
Rebounds.....	13, vs. UTAH VALLEY (11/10/17)
Assists.....	3, twice, last at West Virginia (01/27/18)
Steals.....	3, twice, last at LSU (1/3/18)
Blocks.....	3, 3x, last vs. West Virginia (01/27/18)
Minutes.....	34, vs. GEORGIA (12/31/17)

### Career Highs

Points.....	23, vs. LSU (2/7/17)
FG Made.....	7, vs. LSU (2/7/17)
FG Attempts.....	13, vs. UTAH VALLEY (11/10/17)
3FG Made.....	3, 5x, last at Tennessee (01/06/18)
3FG Attempts.....	8 vs. SOUTH CAROLINA (1/21/17)
FT Made.....	6, twice, last vs. LSU (2/7/17)
FT Attempts.....	7, vs. LSU (2/7/17)
Rebounds.....	16, vs. AUBURN (1/14/17)
Assists.....	6, vs. CLEVELAND STATE (11/23/16)
Steals.....	3, 3x, last at LSU (1/3/18)
Blocks.....	3, 6x, last vs. West Virginia (01/27/18)
Minutes.....	34, vs. GEORGIA (12/31/17)

### Game-By-Game

Opponent	Date	gs	min	Total fg-fga	pct	3fg-fga	pct	Free throws ft-fra	pct	Rebounds off	def	tot	avg	pf	a	t/b	blk	stl	pts	avg
UTAH VALLEY	11/10/17	23	3-13	.231	1-4	.250	0-0	.000	6	7	13	13.0	3	3	0	3	1	7	7.0	
VERMONT	11/12/17	20	1-2	.500	0-1	.000	0-0	.000	0	2	2	7.5	3	1	1	1	0	2	4.5	
vs #4/3 Kansas	11/14/17	18	1-3	.333	0-1	.000	1-2	.500	0	2	2	5.7	3	0	1	1	1	3	4.0	
ETSU	11/17/17	18	2-4	.500	1-2	.500	0-1	.000	1	3	4	5.3	1	1	0	1	0	5	4.3	
TROY	11/20/17	27	3-5	.600	1-2	.500	5-6	.833	1	5	6	5.4	2	1	1	2	0	12	5.8	
FORT WAYNE	11/22/17	19	3-4	.750	1-2	.500	2-5	.400	2	8	10	6.2	1	1	4	0	1	9	6.3	
UIC	11/26/17	23	1-4	.250	1-3	.333	0-0	.000	1	3	4	5.9	3	2	0	2	1	3	5.9	
HARVARD	12/2/17	22	1-3	.333	0-0	.000	3-4	.750	0	2	2	5.4	1	0	1	2	3	5	5.8	
vs Monmouth	12/9/17	23	3-5	.600	1-3	.333	1-3	.333	1	3	4	5.2	3	0	0	3	1	8	6.0	
RV/RV VIRGINIA TECH	12/16/17	21	3-5	.600	1-2	.500	0-0	.000	3	6	9	5.6	3	0	2	0	1	7	6.1	
vs UCLA	12/23/17	26	6-10	.600	3-4	.750	1-2	.500	6	0	6	5.6	3	0	1	1	2	16	7.0	
RV/RV LOUISVILLE	12/29/17	23	1-2	.500	1-1	1.000	0-0	.000	2	5	7	5.8	2	1	2	2	0	3	6.7	
GEORGIA	12/31/17	34	2-9	.222	2-5	.400	0-0	.000	3	7	10	6.1	4	0	3	1	1	6	6.6	
at #23/22 Tennessee	01/03/18	22	1-3	.333	1-3	.333	1-2	.500	1	3	4	5.9	3	1	0	0	3	4	6.4	
at LSU	01/06/18	19	4-5	.800	3-4	.750	0-1	.000	0	1	1	5.6	5	1	0	1	0	11	6.7	
at #23/22 Tennessee	01/09/18	32	1-5	.200	1-4	.250	0-0	.000	0	3	3	5.4	4	0	3	0	1	3	6.5	
at Vanderbilt	01/13/18	29	3-8	.375	0-4	.000	1-4	.250	2	7	9	5.6	2	1	2	1	1	7	6.5	
at South Carolina	01/16/18	15	1-1	1.000	0-0	.000	1-1	1.000	1	5	6	5.7	5	0	1	1	0	3	6.3	
FLORIDA	01/20/18	19	4-6	.667	1-3	.333	1-1	1.000	1	6	7	5.7	3	0	2	0	0	10	6.5	
MISSISSIPPI STATE	01/23/18	19	3-6	.500	1-2	.500	0-0	.000	3	3	6	5.8	4	0	0	0	0	7	6.6	
at #7/7 West Virginia	01/27/18	28	1-7	.143	0-4	.000	4-4	1.000	5	4	9	5.9	3	3	0	3	0	6	6.5	
Totals		0	480	48-110	.436	20-54	.370	21-36	.583	39	85	124	5.9	61	16	24	25	18	137	6.5

Games played: 21  
Minutes/game: 22.9  
Points/game: 6.5  
FG Pct: 43.6  
3FG Pct: 37.0  
FT Pct: 58.3

Rebounds/game: 5.9  
Assists/game: 0.8  
Turnovers/game: 1.1  
Assist/turnover ratio: 0.7  
Steals/game: 0.9  
Blocks/game: 1.2

### Superlatives

Season Stats	Career Stats
10+ points	4
20+ points	-
3+ blocks	3
3+ steals	2
10+ rebounds	3
Double-doubles	-
Dunks	2
10+ points	11
20+ points	1
3+ blocks	6
3+ steals	3
10+ rebounds	5
Double-doubles	1
Dunks	7

### Career Statistics

Year	GP-GS	Min-Avg	FG-FGA	Pct	3FG-FGA	Pct	FT-FTA	Pct	Off-Def-Tot-Avg	PF-FO	Ast	TO	Blk	Stl	Pts	Avg
2016-17	38-23	676-17.8	60-148	.405	20-63	.317	34-55	.618	61-123-184-4.8	91-2	26	29	34	11	174	4.6
2017-18	21-0	480-22.9	48-110	.436	20-54	.370	21-36	.583	39-85-124-5.9	61-2	16	24	25	18	137	6.5
TOTAL	59-23	1156-19.6	108-258	.419	40-117	.342	55-91	.604	100-208-308-5.2	152-4	42	53	59	29	311	5.3

# BOX SCORES

## GAME ONE #5/4 KENTUCKY 73, UTAH VALLEY 63

Official Basketball Box Score -- Game Totals -- Final Statistics  
Utah Valley vs Kentucky  
11/10/17 7:00 pm at Rupp Arena - Lexington, KY

Player	Total			3-Ptr			Rebounds			PF	TP	A	TO	Bk	Shl	Min
	FG	FGA	FT	FGA	FTA	FT	FT	FT	FT							
06 Mannens, Akoloda	3	4	0-0	0-3	3	4	7	3	6	1	2	5	0	0	23	
07 Tooleen, Jake	3	9	1-1	4-4	1	2	3	11	2	2	0	2	0	0	22	
01 Randolph, Brandon	4	7	1-2	1-2	1	2	10	7	4	0	2	1	0	0	35	
11 Tooleen, Connor	3	11	2-0	2-2	0	2	2	10	1	2	0	1	1	0	34	
25 Oobe, Kenneth	4	10	1-4	3-5	2	5	7	12	0	3	1	0	0	0	35	
01 Calvert, Cory	0	0	0-0	0-0	0	0	0	0	0	0	1	0	0	0	1	
10 Nakvanich, Ben	1	2	0-1	2-2	1	1	2	4	1	2	0	1	0	0	20	
12 Tahvanainen, Joonas	0	0	0-0	0-0	0	0	0	0	0	0	0	0	0	0	5	
22 Neilson, Isaac	5	10	0-1	0-0	3	5	8	2	10	1	1	2	0	0	25	
Team					3	0	3								1	
Totals	23-56	5-18	12-18	16-23	39-50	63	12	20	8	2	8	2	0	0	200	

FG % 1st Half: 12-30 40.0% 2nd half: 11-26 42.3% Game: 23-56 41.1%  
3FG % 1st Half: 3-8 37.5% 2nd half: 3-7 42.9% Game: 6-15 40.0%  
FT % 1st Half: 8-8 100.0% 2nd half: 4-10 40.0% Game: 12-18 66.7%

Player	Total			3-Ptr			Rebounds			PF	TP	A	TO	Bk	Shl	Min
	FG	FGA	FT	FGA	FTA	FT	FT	FT	FT							
04 Richards, Nick	4	7	0-0	2-3	2	1	3	10	4	2	3	1	0	0	13	
05 Knox, Kevin	3	13	1-4	5-6	2	4	6	3	12	0	2	3	1	0	24	
25 Washington, PJ	1	1	0-0	3-6	1	2	3	2	5	2	4	0	0	0	19	
01 Diallo, Hamidou	6	8	1-2	0-0	2	3	5	10	3	1	0	0	0	0	25	
22 Gilgeous-Alexander	5	16	2-2	2-2	0	3	0	13	4	3	0	4	0	0	36	
00 Green, Quade	0	4	0-0	0-0	0	0	1	4	1	0	0	0	0	0	21	
01 Killeya-Jones, Sacha	2	3	0-0	0-2	2	2	4	4	0	1	1	1	1	0	15	
32 Gabriel, Wenyen	3	13	1-4	0-0	6	7	13	3	0	3	0	3	1	0	23	
Team					3	0	3								1	
Totals	26-66	5-15	16-23	18-20	38	18	73	17	14	8	11	20	0	0	200	

FG % 1st Half: 7-34 20.6% 2nd half: 19-32 59.4% Game: 26-66 39.4%  
3FG % 1st Half: 3-8 37.5% 2nd half: 3-7 42.9% Game: 6-15 40.0%  
FT % 1st Half: 9-11 81.8% 2nd half: 7-12 58.3% Game: 16-23 69.6%

Officials: Joe Lindsay, Todd Austin, Nate Green  
Technical fouls: Utah Valley-None, Kentucky-None.  
Attendance: 19807

Score by periods	1st		2nd		Total		Points	In	Off	2nd	Fast	Bench
	2nd	Total	2nd	Total	2nd	Total						
Utah Valley	34	29	63									
Kentucky	62	48	73									

Last FG - UTVALLY 2nd 00:18, UK 2nd 01:24.  
Largest lead - UTVALLY by 12 2nd 19:26, UK by 14 2nd 06:25.  
UTVALLY led for 17:08, UK led for 01:04. Game was tied for 02:48.

Last FG - UTVALLY 2nd 00:18, UK 2nd 01:24.  
Largest lead - UTVALLY by 12 2nd 19:26, UK by 14 2nd 06:25.  
UTVALLY led for 17:08, UK led for 01:04. Game was tied for 02:48.

Last FG - UTVALLY 2nd 00:18, UK 2nd 01:24.  
Largest lead - UTVALLY by 12 2nd 19:26, UK by 14 2nd 06:25.  
UTVALLY led for 17:08, UK led for 01:04. Game was tied for 02:48.

Last FG - UTVALLY 2nd 00:18, UK 2nd 01:24.  
Largest lead - UTVALLY by 12 2nd 19:26, UK by 14 2nd 06:25.  
UTVALLY led for 17:08, UK led for 01:04. Game was tied for 02:48.

Last FG - UTVALLY 2nd 00:18, UK 2nd 01:24.  
Largest lead - UTVALLY by 12 2nd 19:26, UK by 14 2nd 06:25.  
UTVALLY led for 17:08, UK led for 01:04. Game was tied for 02:48.

Last FG - UTVALLY 2nd 00:18, UK 2nd 01:24.  
Largest lead - UTVALLY by 12 2nd 19:26, UK by 14 2nd 06:25.  
UTVALLY led for 17:08, UK led for 01:04. Game was tied for 02:48.

Last FG - UTVALLY 2nd 00:18, UK 2nd 01:24.  
Largest lead - UTVALLY by 12 2nd 19:26, UK by 14 2nd 06:25.  
UTVALLY led for 17:08, UK led for 01:04. Game was tied for 02:48.

Last FG - UTVALLY 2nd 00:18, UK 2nd 01:24.  
Largest lead - UTVALLY by 12 2nd 19:26, UK by 14 2nd 06:25.  
UTVALLY led for 17:08, UK led for 01:04. Game was tied for 02:48.

Last FG - UTVALLY 2nd 00:18, UK 2nd 01:24.  
Largest lead - UTVALLY by 12 2nd 19:26, UK by 14 2nd 06:25.  
UTVALLY led for 17:08, UK led for 01:04. Game was tied for 02:48.

Last FG - UTVALLY 2nd 00:18, UK 2nd 01:24.  
Largest lead - UTVALLY by 12 2nd 19:26, UK by 14 2nd 06:25.  
UTVALLY led for 17:08, UK led for 01:04. Game was tied for 02:48.

Last FG - UTVALLY 2nd 00:18, UK 2nd 01:24.  
Largest lead - UTVALLY by 12 2nd 19:26, UK by 14 2nd 06:25.  
UTVALLY led for 17:08, UK led for 01:04. Game was tied for 02:48.

Last FG - UTVALLY 2nd 00:18, UK 2nd 01:24.  
Largest lead - UTVALLY by 12 2nd 19:26, UK by 14 2nd 06:25.  
UTVALLY led for 17:08, UK led for 01:04. Game was tied for 02:48.

Last FG - UTVALLY 2nd 00:18, UK 2nd 01:24.  
Largest lead - UTVALLY by 12 2nd 19:26, UK by 14 2nd 06:25.  
UTVALLY led for 17:08, UK led for 01:04. Game was tied for 02:48.

Last FG - UTVALLY 2nd 00:18, UK 2nd 01:24.  
Largest lead - UTVALLY by 12 2nd 19:26, UK by 14 2nd 06:25.  
UTVALLY led for 17:08, UK led for 01:04. Game was tied for 02:48.

Last FG - UTVALLY 2nd 00:18, UK 2nd 01:24.  
Largest lead - UTVALLY by 12 2nd 19:26, UK by 14 2nd 06:25.  
UTVALLY led for 17:08, UK led for 01:04. Game was tied for 02:48.

Last FG - UTVALLY 2nd 00:18, UK 2nd 01:24.  
Largest lead - UTVALLY by 12 2nd 19:26, UK by 14 2nd 06:25.  
UTVALLY led for 17:08, UK led for 01:04. Game was tied for 02:48.

Last FG - UTVALLY 2nd 00:18, UK 2nd 01:24.  
Largest lead - UTVALLY by 12 2nd 19:26, UK by 14 2nd 06:25.  
UTVALLY led for 17:08, UK led for 01:04. Game was tied for 02:48.

Last FG - UTVALLY 2nd 00:18, UK 2nd 01:24.  
Largest lead - UTVALLY by 12 2nd 19:26, UK by 14 2nd 06:25.  
UTVALLY led for 17:08, UK led for 01:04. Game was tied for 02:48.

Last FG - UTVALLY 2nd 00:18, UK 2nd 01:24.  
Largest lead - UTVALLY by 12 2nd 19:26, UK by 14 2nd 06:25.  
UTVALLY led for 17:08, UK led for 01:04. Game was tied for 02:48.

Last FG - UTVALLY 2nd 00:18, UK 2nd 01:24.  
Largest lead - UTVALLY by 12 2nd 19:26, UK by 14 2nd 06:25.  
UTVALLY led for 17:08, UK led for 01:04. Game was tied for 02:48.

Last FG - UTVALLY 2nd 00:18, UK 2nd 01:24.  
Largest lead - UTVALLY by 12 2nd 19:26, UK by 14 2nd 06:25.  
UTVALLY led for 17:08, UK led for 01:04. Game was tied for 02:48.

Last FG - UTVALLY 2nd 00:18, UK 2nd 01:24.  
Largest lead - UTVALLY by 12 2nd 19:26, UK by 14 2nd 06:25.  
UTVALLY led for 17:08, UK led for 01:04. Game was tied for 02:48.

Last FG - UTVALLY 2nd 00:18, UK 2nd 01:24.  
Largest lead - UTVALLY by 12 2nd 19:26, UK by 14 2nd 06:25.  
UTVALLY led for 17:08, UK led for 01:04. Game was tied for 02:48.

Last FG - UTVALLY 2nd 00:18, UK 2nd 01:24.  
Largest lead - UTVALLY by 12 2nd 19:26, UK by 14 2nd 06:25.  
UTVALLY led for 17:08, UK led for 01:04. Game was tied for 02:48.

Last FG - UTVALLY 2nd 00:18, UK 2nd 01:24.  
Largest lead - UTVALLY by 12 2nd 19:26, UK by 14 2nd 06:25.  
UTVALLY led for 17:08, UK led for 01:04. Game was tied for 02:48.

Last FG - UTVALLY 2nd 00:18, UK 2nd 01:24.  
Largest lead - UTVALLY by 12 2nd 19:26, UK by 14 2nd 06:25.  
UTVALLY led for 17:08, UK led for 01:04. Game was tied for 02:48.

Last FG - UTVALLY 2nd 00:18, UK 2nd 01:24.  
Largest lead - UTVALLY by 12 2nd 19:26, UK by 14 2nd 06:25.  
UTVALLY led for 17:08, UK led for 01:04. Game was tied for 02:48.

Last FG - UTVALLY 2nd 00:18, UK 2nd 01:24.  
Largest lead - UTVALLY by 12 2nd 19:26, UK by 14 2nd 06:25.  
UTVALLY led for 17:08, UK led for 01:04. Game was tied for 02:48.

Last FG - UTVALLY 2nd 00:18, UK 2nd 01:24.  
Largest lead - UTVALLY by 12 2nd 19:26, UK by 14 2nd 06:25.  
UTVALLY led for 17:08, UK led for 01:04. Game was tied for 02:48.

Last FG - UTVALLY 2nd 00:18, UK 2nd 01:24.  
Largest lead - UTVALLY by 12 2nd 19:26, UK by 14 2nd 06:25.  
UTVALLY led for 17:08, UK led for 01:04. Game was tied for 02:48.

Last FG - UTVALLY 2nd 00:18, UK 2nd 01:24.  
Largest lead - UTVALLY by 12 2nd 19:26, UK by 14 2nd 06:25.  
UTVALLY led for 17:08, UK led for 01:04. Game was tied for 02:48.

Last FG - UTVALLY 2nd 00:18, UK 2nd 01:24.  
Largest lead - UTVALLY by 12 2nd 19:26, UK by 14 2nd 06:25.  
UTVALLY led for 17:08, UK led for 01:04. Game was tied for 02:48.

Last FG - UTVALLY 2nd 00:18, UK 2nd 01:24.  
Largest lead - UTVALLY by 12 2nd 19:26, UK by 14 2nd 06:25.  
UTVALLY led for 17:08, UK led for 01:04. Game was tied for 02:48.

Last FG - UTVALLY 2nd 00:18, UK 2nd 01:24.  
Largest lead - UTVALLY by 12 2nd 19:26, UK by 14 2nd 06:25.  
UTVALLY led for 17:08, UK led for 01:04. Game was tied for 02:48.

Last FG - UTVALLY 2nd 00:18, UK 2nd 01:24.  
Largest lead - UTVALLY by 12 2nd 19:26, UK by 14 2nd 06:25.  
UTVALLY led for 17:08, UK led for 01:04. Game was tied for 02:48.

Last FG - UTVALLY 2nd 00:18, UK 2nd 01:24.  
Largest lead - UTVALLY by 12 2nd 19:26, UK by 14 2nd 06:25.  
UTVALLY led for 17:08, UK led for 01:04. Game was tied for 02:48.

Last FG - UTVALLY 2nd 00:18, UK 2nd 01:24.  
Largest lead - UTVALLY by 12 2nd 19:26, UK by 14 2nd 06:25.  
UTVALLY led for 17:08, UK led for 01:04. Game was tied for 02:48.

Last FG - UTVALLY 2nd 00:18, UK 2nd 01:24.  
Largest lead - UTVALLY by 12 2nd 19:26, UK by 14 2nd 06:25.  
UTVALLY led for 17:08, UK led for 01:04. Game was tied for 02:48.

Last FG - UTVALLY 2nd 00:18, UK 2nd 01:24.  
Largest lead - UTVALLY by 12 2nd 19:26, UK by 14 2nd 06:25.  
UTVALLY led for 17:08, UK led for 01:04. Game was tied for 02:48.

Last FG - UTVALLY 2nd 00:18, UK 2nd 01:24.  
Largest lead - UTVALLY by 12 2nd 19:26, UK by 14 2nd 06:25.  
UTVALLY led for 17:08, UK led for 01:04. Game was tied for 02:48.

Last FG - UTVALLY 2nd 00:18, UK 2nd 01:24.  
Largest lead - UTVALLY by 12 2nd 19:26, UK by 14 2nd 06:25.  
UTVALLY led for 17:08, UK led for 01:04. Game was tied for 02:48.

Last FG - UTVALLY 2nd 00:18, UK 2nd 01:24.  
Largest lead - UTVALLY by 12 2nd 19:26, UK by 14 2nd 06:25.  
UTVALLY led for 17:08, UK led for 01:04. Game was tied for 02:48.

Last FG - UTVALLY 2nd 00:18, UK 2nd 01:24.  
Largest lead - UTVALLY by 12 2nd 19:26, UK by 14 2nd 06:25.  
UTVALLY led for 17:08, UK led for 01:04. Game was tied for 02:48.

## GAME TWO #5/4 KENTUCKY 73, VERMONT 69

Official Basketball Box Score -- Game Totals -- Final Statistics  
Vermont vs Kentucky  
11/12/17 3:30 pm at Rupp Arena - Lexington, KY

Player	Total			3-Ptr			Rebounds			PF	TP	A	TO	Bk	Shl	Min
	FG	FGA	FT	FGA	FTA	FT	FT	FT	FT							
05 Lamb, Anthony	5	9	2-4	3-4	2	5	7	4	15	0	1	0	0	0	28	
35 Henson, Payton	3	9	2-6	1-2	1	5	6	2	9	2	0	0	0	0	35	
02 Bell-Haynes, Trevor	8	15	0-3	0-2	1	0	1	4	16	5	3	0	1	0	31	
20 Duncan, Ernie	3	11	1-2	2-2	3	10	2	0	1	0	0	0	0	0	22	
21 Duncan, Everett	1	1	1-3	0-0	0	4	4	0	3	0	0	0	0	0	24	
00 Smith, Stef	0	1	0-0	0-0	0	1	1	0	3	0	0	0	0	0	9	
11 Nash, Skyler	1	1	0-0	0-0	0	0	0	3	0	0	0	0	0	0	6	
14 Ward, Cam	0	1	0-1	0-0	0	0	0	1	0	1	0	0	0	0	8	
25 Uruahart, Drew	5	8	1-1	2-3	1	2	3	1	3	1	1	0	0	0	27	
Team					1	2	3								1	
Totals	26-58	10-29	7-13	6	21	27	18	6	13	14	7	1	0	0	200	

FG % 1st Half: 10-21 47.6% 2nd half: 16-27 59.3% Game: 26-58 44.8%  
3FG % 1st Half: 3-13 23.1% 2nd half: 3-14 21.4% Game: 6-27 22.2%  
FT % 1st Half: 4-7 57.1% 2nd half: 6-11 54.5% Game: 10-29 34.5%

Player	Total			3-Ptr			Rebounds			PF	TP	A	TO	Bk	Shl	Min
	FG	FGA	FT	FGA	FTA	FT	FT	FT	FT							
04 Richards, Nick	1	2	0-0	0-0	2	2	4	2	2	1	0	0	0	0	13	
05 Knox, Kevin	3	10	1-4	4-4	0	8	8	2	11	1	2	0	0	0	35	
25 Washington, PJ	1	7	0-0	3-7	2	8	10	2	17	2	2	1	0	0	35	
00 Green, Quade	6	11	1-2	2-2	1	3	4	1	4	1	0	0	0	0	26	
01 Diallo, Hamidou	6	12	1-2	3-4	0	1	4	6	3	0	1	0	0	0	32	
01 Killeya-Jones, Sacha	4	6	1-1	1-1	4	6	0	0	0	0	0	0	0	0	18	
22 Gilgeous-Alexander	1	2	0-0	0-0	1	2	3	4	3	1	3	1	0	0	23	
32 Gabriel, Wenyen	1	2	0-1	0-0	0	2	3	2	1	1	0	1	0	0	20	
Team					0	1	1								1	
Totals	26-56	39	18-23	8	28	36	73	15	4	0	0	0	0	0	200	

FG % 1st Half: 14-31 45.2% 2nd half: 12-25 48.0% Game: 26-56 46.4%  
3FG % 1st Half: 4-15 26.7% 2nd half: 4-11 36.4% Game: 8-26 30.8%  
FT %

# BOX SCORES

## GAME 10 #8/5 KENTUCKY 93, RV/RV VIRGINIA TECH 86

Official Basketball Box Score -- Game Totals -- Final Statistics  
Virginia Tech vs Kentucky

12/15/17 7:00 pm at Rupp Arena - Lexington, KY  
Virginia Tech 86 • 9-2-0-0

#	Player	Total		3-Ptr		Rebounds		PF	FT	A	T	Bk	Stl	Min
		FG	FGA	FG	FGA	FT	FTA							
4	Blackshear, Kerry	7-11	1-2	3-4	1	4	5	18	2	4	0	0	0	22
05	Alexander-Walker, N	3-6	0-1	0-0	1	3	4	2	6	2	4	0	0	26
05	Robinson, Justin	6-13	2-5	5-6	2	3	5	4	19	9	3	0	1	38
10	Bibbs, Justin	5-10	2-6	0-0	0	1	1	2	12	1	2	1	3	38
13	Hill, Ahmed	7-10	5-7	1-4	0	1	2	20	0	2	0	0	0	34
01	Jackson, Tyrice	0-0	0-0	0-0	0	0	0	0	0	0	0	0	0	1
11	Wilson, Devin	1-1	0-0	0-0	0	0	0	2	2	2	0	0	0	10
15	Clark, Chris	3-4	0-1	3-6	1	10	11	4	9	4	2	0	1	31
	Team				1	0	1							
Totals		32-55	10-22	12-17	6	24	30	22	86	18	19	1	3	200

FG % 1st Half: 19-20 62.1% 2nd half: 13-26 53.8% Game: 32-55 58.2%  
3FG % 1st Half: 4-7 58.3% 2nd half: 3-10 30.0% Game: 10-22 45.5%  
FT % 1st Half: 4-5 80.0% 2nd half: 8-12 66.7% Game: 12-17 70.6%

Kentucky 93 • 9-1-0-0

#	Player	Total		3-Ptr		Rebounds		PF	FT	A	T	Bk	Stl	Min
		FG	FGA	FG	FGA	FT	FTA							
04	Richards, Nick	3-5	0-0	2-4	3	3	6	2	8	1	1	3	0	22
05	Knox, Kevin	7-15	2-5	5-6	2	3	5	12	4	2	0	1	3	35
25	Washington, PJ	4-10	1-2	2-4	2	3	5	11	5	1	1	3	0	27
03	Diallo, Hamidou	6-12	4-7	2-4	2	3	5	20	2	3	0	3	3	34
22	Gileous-Alexander	3-5	1-1	2-2	0	0	0	3	2	1	0	0	0	21
00	Green, Quade	6-16	2-5	3-4	1	1	1	17	5	1	0	0	0	27
01	Killeya-Jones, Sacha	0-0	0-0	0-0	0	0	0	0	0	0	0	0	0	7
32	Gabriel, Wenyen	3-5	1-2	0-0	3	6	9	7	2	0	2	0	1	21
	Team				1	0	1							
Totals		33-68	11-22	16-24	14	19	33	66	93	18	11	4	8	200

FG % 1st Half: 16-35 45.7% 2nd half: 17-33 51.5% Game: 33-68 48.5%  
3FG % 1st Half: 7-11 63.6% 2nd half: 4-11 36.4% Game: 11-22 50.0%  
FT % 1st Half: 2-4 50.0% 2nd half: 14-20 70.0% Game: 16-24 66.7%

Officials: Tony Greene, Don Daily, Jamie Luckie  
Technical fouls: Virginia Tech none, Kentucky none.  
Attendance: 22690

Score by periods	1st	2nd	Total
Virginia Tech	47	39	86
Kentucky	41	52	93

Last FG - VT 2nd 00:11, UK 2nd 00:50.  
Largest lead - VT by 8 04:01, UK by 8 2nd 03:36.  
VT led for 15:32, UK led for 16:46. Game was tied for 04:45.

## GAME 13 #16/15 KENTUCKY 66, GEORGIA 61

Official Basketball Box Score -- Game Totals -- Final Statistics  
Georgia vs Kentucky

12/13/17 6:00 pm at Rupp Arena - Lexington, KY  
Georgia 61 • 9-3-0-1-1 SEC

#	Player	Total		3-Ptr		Rebounds		PF	FT	A	T	Bk	Stl	Min
		FG	FGA	FG	FGA	FT	FTA							
01	Maten, Yante	5-15	4-8	6-8	0	2	3	17	2	1	1	0	0	36
13	Wilridge, E'lorion	0-1	0-1	0-0	0	0	0	0	1	1	0	0	0	11
20	Hammmons, Rayshawn	6-7	0-0	3-2	5	3	5	11	1	1	0	0	0	28
34	Opdebee, Derek	6-7	0-0	1-3	3	6	4	13	0	4	0	0	0	28
00	Jackson II, William	2-6	1-5	0-0	1	2	5	11	1	1	0	0	0	23
02	Harris, Jonon	4-4	1-2	0-0	0	3	3	2	2	2	0	0	0	21
03	Parker, Juwan	2-4	0-0	1-1	0	2	2	5	0	1	1	1	1	17
01	Killeya-Jones, Sacha	2-5	0-0	1-1	1	2	5	3	2	0	0	0	0	12
10	Hightower, Teshawn	0-2	0-2	0-0	0	0	0	0	0	1	0	1	0	5
32	Edwards, Mike	0-1	0-0	1-2	0	3	3	1	0	0	0	0	0	10
33	Clark, Nicolas	1-2	0-1	1-1	1	1	2	0	0	0	0	0	0	6
	Team				0	0	0							
Totals		23-58	2-21	13-21	14	24	38	26	61	10	15	3	2	200

FG % 1st Half: 12-25 48.0% 2nd half: 11-33 33.3% Game: 23-58 39.7%  
3FG % 1st Half: 0-11 0.0% 2nd half: 2-10 20.0% Game: 2-12 16.7%  
FT % 1st Half: 3-5 60.0% 2nd half: 10-20 50.0% Game: 13-21 61.9%

Kentucky 66 • 11-2-1-0-2 SEC

#	Player	Total		3-Ptr		Rebounds		PF	FT	A	T	Bk	Stl	Min
		FG	FGA	FG	FGA	FT	FTA							
04	Richards, Nick	7-11	0-0	0-0	0	0	0	0	0	0	0	0	0	10
05	Knox, Kevin	1-10	1-4	2-3	1	3	4	7	3	1	0	1	0	28
25	Washington, PJ	5-7	2-2	3-4	2	3	5	11	1	2	0	0	0	25
03	Diallo, Hamidou	4-10	1-4	6-8	1	4	6	13	0	0	0	0	0	21
22	Gileous-Alexander	3-8	0-1	4-8	3	7	10	3	10	0	0	0	0	34
01	Killeya-Jones, Sacha	0-1	0-0	0-0	0	0	0	1	1	1	0	0	0	7
14	Wynyard, Matt	0-1	0-0	0-0	0	0	0	0	0	0	0	0	0	1
22	Gileous-Alexander	4-9	1-1	1-2	2	2	0	21	4	1	2	3	0	21
32	Gabriel, Wenyen	2-9	5-5	0-0	3	10	6	0	3	1	1	0	0	6
	Team				0	0	0							
Totals		17-54	5-16	27-38	15	27	42	66	10	9	6	8	0	200

FG % 1st Half: 6-29 20.7% 2nd half: 11-25 44.4% Game: 17-54 31.3%  
3FG % 1st Half: 1-8 12.5% 2nd half: 4-8 50.0% Game: 5-16 31.3%  
FT % 1st Half: 13-15 86.7% 2nd half: 14-23 60.9% Game: 27-38 71.1%

Officials: Tony Greene, Tony Henderson, Ron Grower  
Technical fouls: Georgia TEAM, Kentucky None.  
Attendance: 22862

Score by periods	1st	2nd	Total
Georgia	27	34	61
Kentucky	26	40	66

Last FG - UK 2nd 00:26, UK 2nd 00:50.  
Largest lead - UK by 6 2nd 16:06, UK by 7 2nd 07:37.  
UK led for 32:00, UK led for 34:46. Game was tied for 05:44.

## GAME 16 #21/20 KENTUCKY 74, RV/RV TEXAS A&M 73

Official Basketball Box Score -- Game Totals -- Final Statistics  
Texas A&M vs Kentucky

01/09/18 7:00 pm at Rupp Arena - Lexington, KY  
Texas A&M 73 • 11-5-0-4

#	Player	Total		3-Ptr		Rebounds		PF	FT	A	T	Bk	Stl	Min
		FG	FGA	FG	FGA	FT	FTA							
01	Hogg, DJ	4-12	1-7	0-1	1	3	4	9	3	2	1	1	3	35
03	Tschuma-Morelos, Tony	0-0	0-0	0-0	0	0	0	0	0	0	0	0	0	0
34	Davis, Tyler	4-10	1-1	4-4	2	3	5	4	21	2	3	0	0	30
05	Knox, Kevin	6-17	3-4	0-0	0	2	2	15	0	4	0	0	0	25
04	Calderwell, JJ	1-2	1-2	0-0	0	1	1	3	4	6	1	2	0	26
00	Chandler, Jay Jay	0-0	0-0	0-0	0	0	0	0	0	0	0	0	0	2
02	Clark, Brad	3-7	1-3	0-0	0	0	0	0	0	0	0	0	0	39
05	Flagg, Savion	1-1	0-0	0-0	0	2	2	1	0	0	0	0	0	15
15	Jasey, Isaiah	0-0	0-0	0-0	0	0	0	0	0	0	0	0	0	3
14	Williams, Robert	5-7	0-1	2-3	4	4	8	12	2	0	0	0	0	23
	Team				2	1	3							
Totals		26-52	7-21	14-24	10	17	27	75	14	12	5	4	200	

FG % 1st Half: 13-28 46.4% 2nd half: 13-24 54.2% Game: 26-52 50.0%  
3FG % 1st Half: 4-11 36.4% 2nd half: 3-10 30.0% Game: 7-21 33.3%  
FT % 1st Half: 7-10 70.0% 2nd half: 7-14 50.0% Game: 14-24 58.3%

Kentucky 74 • 13-3-1-1

#	Player	Total		3-Ptr		Rebounds		PF	FT	A	T	Bk	Stl	Min
		FG	FGA	FG	FGA	FT	FTA							
04	Richards, Nick	0-0	0-0	2-2	0	4	2	0	1	0	1	0	0	16
05	Knox, Kevin	5-5	2-2	3-4	0	2	2	15	0	4	0	0	0	25
25	Washington, PJ	5-11	1-2	6-9	1	3	4	16	3	0	0	0	0	32
03	Diallo, Hamidou	6-10	0-2	5-10	0	1	1	18	2	0	0	0	0	34
22	Gileous-Alexander	6-10	1-4	3-4	0	1	1	16	3	2	1	1	0	39
01	Killeya-Jones, Sacha	1-2	0-1	2-3	2	2	2	4	0	0	0	0	0	19
32	Gabriel, Wenyen	1-5	1-4	0-0	0	3	3	4	3	0	3	0	0	32
	Team				0	0	0							
Totals		24-43	4-12	22-34	7	21	28	74	10	12	2	5	200	

FG % 1st Half: 11-23 47.8% 2nd half: 13-20 65.0% Game: 24-43 56.8%  
3FG % 1st Half: 4-10 40.0% 2nd half: 0-2 0.0% Game: 4-12 33.3%  
FT % 1st Half: 11-11 100.0% 2nd half: 7-10 70.0% Game: 18-21 85.7%

Officials: Doug Shouse, Chuck Jones, Darron George  
Technical fouls: Texas A&M none, Kentucky none.  
Attendance: 22643

Score by periods	1st	2nd	Total
Texas A&M	35	38	73
Kentucky	37	37	74

Last FG - TAMU 2nd 00:04, UK 2nd 00:50.  
Largest lead - TAMU by 6 2nd 00:43, UK by 6 1st 00:46.  
TAMU led for 21:16, UK led for 12:57. Game was tied for







2017-18 Kentucky Men's Basketball  
 Kentucky Combined Team Statistics (as of Jan 27, 2018)  
 All games



RECORD:	OVERALL	HOME	AWAY	NEUTRAL
ALL GAMES	16-5	12-1	3-2	1-2
CONFERENCE	5-3	3-1	2-2	0-0
NON-CONFERENCE	11-2	9-0	1-0	1-2

#	Player	gp-gs	min	avg	Total		3-Point		F-Throw		Rebounds				pf	dq	a	to	blk	stl	pts	avg			
					fg-fga	fg%	3fg-fga	3fg%	ft-fa	ft%	off	def	tot	avg											
05	Knox, Kevin	21-21	682	32.5	109-235	.464	34-96	.354	73-94	.777	20	100	120	5.7	47	1	33	53	6	20	325	15.5			
03	Diallo, Hamidou	21-21	596	28.4	96-217	.442	17-49	.347	57-92	.620	21	75	96	4.6	60	2	36	36	7	21	266	12.7			
22	Gilgeous-Alexander	21-8	650	31.0	88-186	.473	11-27	.407	61-76	.803	15	64	79	3.8	34	0	92	57	10	36	248	11.8			
25	Washington, PJ	21-21	566	27.0	77-145	.531	4-17	.235	69-114	.605	37	69	106	5.0	53	3	42	43	24	14	227	10.8			
00	Green, Quade	18-13	436	24.2	63-139	.453	20-54	.370	29-35	.829	6	27	33	1.8	25	0	57	36	0	5	175	9.7			
04	Richards, Nick	21-21	363	17.3	54-85	.635	0-0	.000	36-48	.750	38	78	116	5.5	47	1	8	19	26	2	144	6.9			
32	Gabriel, Wenyen	21-0	480	22.9	48-110	.436	20-54	.370	21-36	.583	39	85	124	5.9	61	2	16	24	25	18	137	6.5			
01	Killeya-Jones, Sacha	20-0	305	15.3	33-56	.589	0-1	.000	15-28	.536	33	36	69	3.5	44	0	8	14	13	6	81	4.1			
02	Vanderbilt, Jarred	4-0	49	12.3	5-22	.227	0-0	.000	3-6	.500	14	15	29	7.3	7	0	5	3	2	0	13	3.3			
14	Wynyard, Tai	8-0	43	5.4	3-7	.429	0-0	.000	2-2	1.000	6	8	14	1.8	8	0	0	3	1	3	8	1.0			
12	Calipari, Brad	7-0	23	3.3	0-5	.000	0-5	.000	0-0	.000	0	1	1	0.1	0	0	1	1	0	0	0	0.0			
30	Pulliam, Dillon	4-0	3	0.8	0-0	.000	0-0	.000	0-0	.000	0	0	0	0.0	0	0	0	0	0	0	0	0.0			
10	David, Jonny	4-0	4	1.0	0-0	.000	0-0	.000	0-0	.000	0	0	0	0.0	1	0	0	2	0	0	0	0.0			
Team											26	12	38												7
Total.....		21	4200	576-1207		.477	106-303	.350	366-531	.689	255	570	825	39.3	387	9	298	298	114	125	1624	77.3			
Opponents.....		21	4200	524-1302		.402	154-541	.285	265-391	.678	258	451	709	33.8	428	-	284	255	74	131	1467	69.9			

TEAM STATISTICS	UK	OPP
SCORING	1624	1467
Points per game	77.3	69.9
Scoring margin	+7.5	-
FIELD GOALS-ATT	576-1207	524-1302
Field goal pct	.477	.402
3 POINT FG-ATT	106-303	154-541
3-point FG pct	.350	.285
3-pt FG made per game	5.0	7.3
FREE THROWS-ATT	366-531	265-391
Free throw pct	.689	.678
F-Throws made per game	17.4	12.6
REBOUNDS	825	709
Rebounds per game	39.3	33.8
Rebounding margin	+5.5	-
ASSISTS	298	284
Assists per game	14.2	13.5
TURNOVERS	298	255
Turnovers per game	14.2	12.1
Turnover margin	-2.0	-
Assist/turnover ratio	1.0	1.1
STEALS	125	131
Steals per game	6.0	6.2
BLOCKS	114	74
Blocks per game	5.4	3.5
ATTENDANCE	280902	119305
Home games-Avg/Game	13-21608	5-15813
Neutral site-Avg/Game	-	3-13414

Date	Opponent	Score	Att.
11/10/17	UTAH VALLEY	w 73-63	19807
11/12/17	VERMONT	w 73-69	20174
1 11/14/17	vs #4/3 Kansas	L 61-65	21684
2 11/17/17	ETSU	w 78-61	20168
2 11/20/17	TROY	w 70-62	19548
2 11/22/17	FORT WAYNE	w 86-67	20645
2 11/26/17	UIC	w 107-73	20212
12/2/17	HARVARD	w 79-70	22922
3 12/9/17	vs Monmouth	w 93-76	10438
12/16/17	RV/RV VIRGINIA TECH	w 93-86	22690
4 12/23/17	vs UCLA	L 75-83	8119
12/29/17	RV/RV LOUISVILLE	w 90-61	24228
* 12/31/17	GEORGIA	w 66-61	22862
* 1/3/18	at LSU	w 74-71	11952
* 01/06/18	at #23/22 Tennessee	L 65-76	21678
* 01/09/18	RV/RV TEXAS A&M	w 74-73	22643
* 01/13/18	at Vanderbilt	w 74-67	13389
* 1/16/18	at South Carolina	L 68-76	16210
* 01/20/18	FLORIDA	L 64-66	24394
* 01/23/18	MISSISSIPPI STATE	w 78-65	20609
1-27-18	at #7/7 West Virginia	w 83-76	15835

\* = Conference game  
 1 = Champions Classic | United Center (Chicago)  
 2 = Adolph Rupp Classic | Rupp Arena (Lexington, Ky.)  
 3 = Citi Hoops Classic | Madison Square Garden (New York)  
 4 = CBS Sports Classic | Smoothie King Center (New Orleans)

Score by Periods	1st	2nd	Totals
Kentucky	791	833	1624
Opponents	705	762	1467



2017-18 Kentucky Men's Basketball  
 Kentucky Combined Team Statistics (as of Jan 27, 2018)  
 Conference games



RECORD:	OVERALL	HOME	AWAY	NEUTRAL
ALL GAMES	5-3	3-1	2-2	0-0
CONFERENCE	5-3	3-1	2-2	0-0
NON-CONFERENCE	0-0	0-0	0-0	0-0

#	Player	gp-gs	min	avg	Total		3-Point		F-Throw		Rebounds				pf	dq	a	to	blk	stl	pts	avg	
					fg-fga	fg%	3fg-fga	3fg%	ft-fa	ft%	off	def	tot	avg									
22	Gilgeous-Alexander	8-5	279	34.9	38-88	.432	4-9	.444	32-40	.800	6	26	32	4.0	12	0	37	25	6	9	112	14.0	
05	Knox, Kevin	8-8	247	30.9	35-77	.455	11-32	.344	29-34	.853	6	38	44	5.5	19	0	9	18	1	7	110	13.8	
25	Washington, PJ	8-8	236	29.5	34-62	.548	2-10	.200	32-55	.582	13	25	38	4.8	22	1	13	12	9	12	102	12.8	
03	Diallo, Hamidou	8-8	228	28.5	23-58	.397	4-15	.267	19-34	.559	7	29	36	4.5	25	2	10	13	5	6	69	8.6	
00	Green, Quade	5-3	126	25.2	13-40	.325	4-17	.235	12-16	.750	1	6	7	1.4	7	0	9	8	0	1	42	8.4	
32	Gabriel, Wenyen	8-0	189	23.6	19-43	.442	9-25	.360	4-9	.444	11	35	46	5.8	30	2	3	11	4	7	51	6.4	
04	Richards, Nick	8-8	119	14.9	14-20	.700	0-0	.000	9-12	.750	8	22	30	3.8	14	1	1	6	6	1	37	4.6	
02	Vanderbilt, Jarred	3-0	38	12.7	5-17	.294	0-0	.000	2-4	.500	7	11	18	6.0	6	0	3	2	2	0	12	4.0	
01	Killeya-Jones, Sacha	8-0	124	15.5	11-17	.647	0-1	.000	6-12	.500	12	14	26	3.3	19	0	4	8	3	1	28	3.5	
14	Wynyard, Tai	1-0	7	7.0	0-1	.000	0-0	.000	0-0	.000	1	0	1	1.0	1	0	0	0	0	1	0	0.0	
12	Calipari, Brad	2-0	7	3.5	0-2	.000	0-2	.000	0-0	.000	0	0	0	0.0	0	0	0	0	0	0	0	0.0	
Team											12	5	17										
Total.....		8	1600		192-425	.452	34-111	.306	145-216	.671	84	211	295	36.9	155	6	89	106	36	45	563	70.4	
Opponents.....		8	1600		195-479	.407	45-195	.231	120-178	.674	96	179	275	34.4	168	-	111	84	30	44	555	69.4	

TEAM STATISTICS

	UK	OPP
SCORING	563	555
Points per game	70.4	69.4
Scoring margin	+1.0	-
FIELD GOALS-ATT	192-425	195-479
Field goal pct	.452	.407
3 POINT FG-ATT	34-111	45-195
3-point FG pct	.306	.231
3-pt FG made per game	4.3	5.6
FREE THROWS-ATT	145-216	120-178
Free throw pct	.671	.674
F-Throws made per game	18.1	15.0
REBOUNDS	295	275
Rebounds per game	36.9	34.4
Rebounding margin	+2.5	-
ASSISTS	89	111
Assists per game	11.1	13.9
TURNOVERS	106	84
Turnovers per game	13.3	10.5
Turnover margin	-2.7	-
Assist/turnover ratio	0.8	1.3
STEALS	45	44
Steals per game	5.6	5.5
BLOCKS	36	30
Blocks per game	4.5	3.8
ATTENDANCE	90508	63229
Home games-Avg/Game	4-22627	4-15807
Neutral site-Avg/Game	-	0-0

Date	Opponent		Score	Att.
12/31/17	GEORGIA	w	66-61	22862
1/3/18	at LSU	w	74-71	11952
01/06/18	at #23/22 Tennessee	L	65-76	21678
01/09/18	RV/RV TEXAS A&M	w	74-73	22643
01/13/18	at Vanderbilt	w	74-67	13389
1/16/18	at South Carolina	L	68-76	16210
01/20/18	FLORIDA	L	64-66	24394
01/23/18	MISSISSIPPI STATE	w	78-65	20609

- \* = Conference game
- 1 = Champions Classic | United Center (Chicago)
- 2 = Adolph Rupp Classic | Rupp Arena (Lexington, Ky.)
- 3 = Citi Hoops Classic | Madison Square Garden (New York)
- 4 = CBS Sports Classic | Smoothie King Center (New Orleans)

Score by Periods	1st	2nd	Totals
Kentucky	273	290	563
Opponents	257	298	555



2017-18 Kentucky Men's Basketball  
 Kentucky Combined Team Statistics (as of Jan 27, 2018)  
 Last five games



RECORD:	OVERALL	HOME	AWAY	NEUTRAL
ALL GAMES	3-2	1-1	2-1	0-0
CONFERENCE	2-2	1-1	1-1	0-0
NON-CONFERENCE	1-0	0-0	1-0	0-0

#	Player	gp-gs	min	avg	Total		3-Point		F-Throw		Rebounds				pf	dq	a	to	blk	stl	pts	avg
					fg-fga	fg%	3fg-fga	3fg%	ft-fa	ft%	off	def	tot	avg								
05	Knox, Kevin	5-5	163	32.6	31-58	.534	11-26	.423	27-31	.871	7	22	29	5.8	10	0	5	10	0	6	100	20.0
22	Gilgeous-Alexander	5-5	169	33.8	23-54	.426	2-7	.286	12-18	.667	0	20	20	4.0	12	0	23	17	3	1	60	12.0
25	Washington, PJ	5-5	141	28.2	14-30	.467	1-5	.200	21-32	.656	9	16	25	5.0	12	0	6	11	4	6	50	10.0
03	Diallo, Hamidou	5-5	147	29.4	13-36	.361	3-9	.333	13-22	.591	4	18	22	4.4	16	1	8	10	5	4	42	8.4
04	Richards, Nick	5-5	86	17.2	11-17	.647	0-0	.000	11-14	.786	8	17	25	5.0	12	1	1	6	6	0	33	6.6
32	Gabriel, Wenyen	5-0	110	22.0	12-28	.429	2-13	.154	7-10	.700	12	25	37	7.4	17	1	4	4	6	1	33	6.6
00	Green, Quade	3-0	64	21.3	3-15	.200	2-9	.222	6-6	1.000	0	2	2	0.7	3	0	6	5	0	1	14	4.7
01	Killeya-Jones, Sacha	5-0	67	13.4	10-12	.833	0-0	.000	2-5	.400	5	6	11	2.2	12	0	0	5	2	1	22	4.4
02	Vanderbilt, Jarred	4-0	49	12.3	5-22	.227	0-0	.000	3-6	.500	14	15	29	7.3	7	0	5	3	2	0	13	3.3
12	Calipari, Brad	1-0	4	4.0	0-1	.000	0-1	.000	0-0	.000	0	0	0	0.0	0	0	0	0	0	0	0	0.0
Team											6	3	9									
Total.....		5	1000		122-273	.447	21-70	.300	102-144	.708	65	144	209	41.8	101	3	58	71	28	20	367	73.4
Opponents.....		5	1000		119-317	.375	32-131	.244	80-118	.678	67	106	173	34.6	110	-	62	40	20	30	350	70.0

TEAM STATISTICS	UK	OPP
SCORING	367	350
Points per game	73.4	70.0
Scoring margin	+3.4	-
FIELD GOALS-ATT	122-273	119-317
Field goal pct	.447	.375
3 POINT FG-ATT	21-70	32-131
3-point FG pct	.300	.244
3-pt FG made per game	4.2	6.4
FREE THROWS-ATT	102-144	80-118
Free throw pct	.708	.678
F-Throws made per game	20.4	16.0
REBOUNDS	209	173
Rebounds per game	41.8	34.6
Rebounding margin	+7.2	-
ASSISTS	58	62
Assists per game	11.6	12.4
TURNOVERS	71	40
Turnovers per game	14.2	8.0
Turnover margin	-6.2	-
Assist/turnover ratio	0.8	1.6
STEALS	20	30
Steals per game	4.0	6.0
BLOCKS	28	20
Blocks per game	5.6	4.0
ATTENDANCE	45003	45434
Home games-Avg/Game	2-22502	3-15145
Neutral site-Avg/Game	-	0-0

Date	Opponent		Score	Att.
* 01/13/18	at Vanderbilt	w	74-67	13389
* 1/16/18	at South Carolina	L	68-76	16210
* 01/20/18	FLORIDA	L	64-66	24394
* 01/23/18	MISSISSIPPI STATE	w	78-65	20609
1-27-18	at #7/7 West Virginia	w	83-76	15835

- \* = Conference game
- 1 = Champions Classic | United Center (Chicago)
- 2 = Adolph Rupp Classic | Rupp Arena (Lexington, Ky.)
- 3 = Citi Hoops Classic | Madison Square Garden (New York)
- 4 = CBS Sports Classic | Smoothie King Center (New Orleans)

Score by Periods	1st	2nd	Totals
Kentucky	175	192	367
Opponents	178	172	350



2017-18 Kentucky Men's Basketball  
 Kentucky Category Leaders (as of Jan 27, 2018)  
 All games



Points	G	Pts	Pts/G
Knox, Kevin	21	325	15.5
Diallo, Hamidou	21	266	12.7
Gilgeous-Alexander	21	248	11.8
Washington, PJ	21	227	10.8
Green, Quade	18	175	9.7
Richards, Nick	21	144	6.9
Gabriel, Wenyen	21	137	6.5
Killeya-Jones, Sacha	20	81	4.1
Vanderbilt, Jarred	4	13	3.3
Wynyard, Tai	8	8	1.0

Scoring Average	G	Pts	Avg/G
Knox, Kevin	21	325	15.5
Diallo, Hamidou	21	266	12.7
Gilgeous-Alexander	21	248	11.8
Washington, PJ	21	227	10.8
Green, Quade	18	175	9.7
Richards, Nick	21	144	6.9
Gabriel, Wenyen	21	137	6.5
Killeya-Jones, Sacha	20	81	4.1
Vanderbilt, Jarred	4	13	3.3
Wynyard, Tai	8	8	1.0
Pulliam, Dillon	4	0	0.0
Calipari, Brad	7	0	0.0
David, Jonny	4	0	0.0

FG Percentage	FG	Att	Pct
Richards, Nick	54	85	.635
Killeya-Jones, Sacha	33	56	.589
Washington, PJ	77	145	.531
Gilgeous-Alexander	88	186	.473
Knox, Kevin	109	235	.464
Green, Quade	63	139	.453
Diallo, Hamidou	96	217	.442
Gabriel, Wenyen	48	110	.436
Wynyard, Tai	3	7	.429
Vanderbilt, Jarred	5	22	.227
Calipari, Brad	0	5	.000

Field Goal Attempts	G	Att	Att/G
Knox, Kevin	21	235	11.2
Diallo, Hamidou	21	217	10.3
Gilgeous-Alexander	21	186	8.9
Washington, PJ	21	145	6.9
Green, Quade	18	139	7.7

Field Goals Made	G	Made	Made/G
Knox, Kevin	21	109	5.2
Diallo, Hamidou	21	96	4.6
Gilgeous-Alexander	21	88	4.2
Washington, PJ	21	77	3.7
Green, Quade	18	63	3.5

3-Point Percentage	3FG	Att	Pct
Gilgeous-Alexander	11	27	.407
Gabriel, Wenyen	20	54	.370
Green, Quade	20	54	.370
Knox, Kevin	34	96	.354
Diallo, Hamidou	17	49	.347
Washington, PJ	4	17	.235
Calipari, Brad	0	5	.000
Killeya-Jones, Sacha	0	1	.000

3-Point FG Attempts	G	Att	Att/G
Knox, Kevin	21	96	4.6
Gabriel, Wenyen	21	54	2.6
Green, Quade	18	54	3.0
Diallo, Hamidou	21	49	2.3
Gilgeous-Alexander	21	27	1.3

3-Point FG Made	G	Made	Made/G
Knox, Kevin	21	34	1.6
Gabriel, Wenyen	21	20	1.0
Green, Quade	18	20	1.1
Diallo, Hamidou	21	17	0.8
Gilgeous-Alexander	21	11	0.5

Free Throw Percent	FG	Att	Pct
Wynyard, Tai	2	2	1.000
Green, Quade	29	35	.829
Gilgeous-Alexander	61	76	.803
Knox, Kevin	73	94	.777
Richards, Nick	36	48	.750
Diallo, Hamidou	57	92	.620
Washington, PJ	69	114	.605
Gabriel, Wenyen	21	36	.583
Killeya-Jones, Sacha	15	28	.536
Vanderbilt, Jarred	3	6	.500

Free Throw Attempts	G	Att	Att/G
Washington, PJ	21	114	5.4
Knox, Kevin	21	94	4.5
Diallo, Hamidou	21	92	4.4
Gilgeous-Alexander	21	76	3.6
Richards, Nick	21	48	2.3

Free Throws Made	G	Made	Made/G
Knox, Kevin	21	73	3.5
Washington, PJ	21	69	3.3
Gilgeous-Alexander	21	61	2.9
Diallo, Hamidou	21	57	2.7
Richards, Nick	21	36	1.7



2017-18 Kentucky Men's Basketball  
 Kentucky Category Leaders (as of Jan 27, 2018)  
 All games



<u>Rebounds</u>	<u>G</u>	<u>Reb</u>	<u>Reb/G</u>	<u>Assists</u>	<u>G</u>	<u>No.</u>	<u>Ast/G</u>
Gabriel, Wenyen	21	124	5.9	Gilgeous-Alexander	21	92	4.4
Knox, Kevin	21	120	5.7	Green, Quade	18	57	3.2
Richards, Nick	21	116	5.5	Washington, PJ	21	42	2.0
Washington, PJ	21	106	5.0	Diallo, Hamidou	21	36	1.7
Diallo, Hamidou	21	96	4.6	Knox, Kevin	21	33	1.6

<u>Rebound Average</u>	<u>G</u>	<u>Reb</u>	<u>Avg/G</u>	<u>Steals</u>	<u>G</u>	<u>No.</u>	<u>Stl/G</u>
Vanderbilt, Jarred	4	29	7.3	Gilgeous-Alexander	21	36	1.7
Gabriel, Wenyen	21	124	5.9	Diallo, Hamidou	21	21	1.0
Knox, Kevin	21	120	5.7	Knox, Kevin	21	20	1.0
Richards, Nick	21	116	5.5	Gabriel, Wenyen	21	18	0.9
Washington, PJ	21	106	5.0	Washington, PJ	21	14	0.7

<u>Offensive Rebounds</u>	<u>G</u>	<u>No.</u>	<u>Avg/G</u>	<u>Blocked Shots</u>	<u>G</u>	<u>No.</u>	<u>Blk/G</u>
Gabriel, Wenyen	21	39	1.9	Richards, Nick	21	26	1.2
Richards, Nick	21	38	1.8	Gabriel, Wenyen	21	25	1.2
Washington, PJ	21	37	1.8	Washington, PJ	21	24	1.1
Killeya-Jones, Sacha	20	33	1.7	Killeya-Jones, Sacha	20	13	0.7
Diallo, Hamidou	21	21	1.0	Gilgeous-Alexander	21	10	0.5

<u>Defensive Rebounds</u>	<u>G</u>	<u>No.</u>	<u>Avg/G</u>	<u>Minutes</u>	<u>G</u>	<u>No.</u>	<u>Min/G</u>
Knox, Kevin	21	100	4.8	Knox, Kevin	21	682	32.5
Gabriel, Wenyen	21	85	4.0	Gilgeous-Alexander	21	650	31.0
Richards, Nick	21	78	3.7	Diallo, Hamidou	21	596	28.4
Diallo, Hamidou	21	75	3.6	Washington, PJ	21	566	27.0
Washington, PJ	21	69	3.3	Gabriel, Wenyen	21	480	22.9

<u>Fouls</u>	<u>G</u>	<u>No.</u>	<u>Per/G</u>	<u>Turnovers</u>	<u>G</u>	<u>No.</u>	<u>TO/G</u>
Gabriel, Wenyen	21	61	2.9	Gilgeous-Alexander	21	57	2.7
Diallo, Hamidou	21	60	2.9	Knox, Kevin	21	53	2.5
Washington, PJ	21	53	2.5	Washington, PJ	21	43	2.0
Knox, Kevin	21	47	2.2	Diallo, Hamidou	21	36	1.7
Richards, Nick	21	47	2.2	Green, Quade	18	36	2.0

<u>Foulsouts</u>	<u>G</u>	<u>No.</u>
Washington, PJ	21	3
Gabriel, Wenyen	21	2
Diallo, Hamidou	21	2
Richards, Nick	21	1
Knox, Kevin	21	1



2017-18 Kentucky Men's Basketball  
 Kentucky Overall/Conference Statistics (as of Jan 27, 2018)  
 All games



SUMMARY	Overall Statistics										Conference Statistics									
	gp-gs	min/g	fg%	3fg%	ft%	r/g	a/g	stl	blk	pts/g	gp-gs	min/g	fg%	3fg%	ft%	r/g	a/g	stl	blk	pts/g
Knox, Kevin	21-21	32.5	.464	.354	.777	5.7	1.6	20	6	15.5	8-8	30.9	.455	.344	.853	5.5	1.1	7	1	13.8
Diallo, Hamidou	21-21	28.4	.442	.347	.620	4.6	1.7	21	7	12.7	8-8	28.5	.397	.267	.559	4.5	1.3	6	5	8.6
Gilgeous-Alexander	21-8	31.0	.473	.407	.803	3.8	4.4	36	10	11.8	8-5	34.9	.432	.444	.800	4.0	4.6	9	6	14.0
Washington, PJ	21-21	27.0	.531	.235	.605	5.0	2.0	14	24	10.8	8-8	29.5	.548	.200	.582	4.8	1.6	12	9	12.8
Green, Quade	18-13	24.2	.453	.370	.829	1.8	3.2	5	0	9.7	5-3	25.2	.325	.235	.750	1.4	1.8	1	0	8.4
Richards, Nick	21-21	17.3	.635	.000	.750	5.5	0.4	2	26	6.9	8-8	14.9	.700	.000	.750	3.8	0.1	1	6	4.6
Gabriel, Wenyen	21-0	22.9	.436	.370	.583	5.9	0.8	18	25	6.5	8-0	23.6	.442	.360	.444	5.8	0.4	7	4	6.4
Killeya-Jones, Sacha	20-0	15.3	.589	.000	.536	3.5	0.4	6	13	4.1	8-0	15.5	.647	.000	.500	3.3	0.5	1	3	3.5
Vanderbilt, Jarred	4-0	12.3	.227	.000	.500	7.3	1.3	0	2	3.3	3-0	12.7	.294	.000	.500	6.0	1.0	0	2	4.0
Wynyard, Tai	8-0	5.4	.429	.000	1.000	1.8	0.0	3	1	1.0	1-0	7.0	.000	.000	.000	1.0	0.0	1	0	0.0
Calipari, Brad	7-0	3.3	.000	.000	.000	0.1	0.1	0	0	0.0	2-0	3.5	.000	.000	.000	0.0	0.0	0	0	0.0
Pulliam, Dillon	4-0	0.8	.000	.000	.000	0.0	0.0	0	0	0.0										
David, Jonny	4-0	1.0	.000	.000	.000	0.0	0.0	0	0	0.0										
Totals	21		.477	.350	.689	39.3	14.2	125	114	77.3	8		.452	.306	.671	36.9	11.1	45	36	70.4
Opponent	21		.402	.285	.678	33.8	13.5	131	74	69.9	8		.407	.231	.674	34.4	13.9	44	30	69.4

SCORING	Overall Statistics									Conference Statistics								
	fg-fga	fg%	3fg-fga	3fg%	ft-fta	ft%	pts	pts/g		fg-fga	fg%	3fg-fga	3fg%	ft-fta	ft%	pts	pts/g	
Knox, Kevin	109-235	.464	34-96	.354	73-94	.777	325	15.5		35-77	.455	11-32	.344	29-34	.853	110	13.8	
Diallo, Hamidou	96-217	.442	17-49	.347	57-92	.620	266	12.7		23-58	.397	4-15	.267	19-34	.559	69	8.6	
Gilgeous-Alexander	88-186	.473	11-27	.407	61-76	.803	248	11.8		38-88	.432	4-9	.444	32-40	.800	112	14.0	
Washington, PJ	77-145	.531	4-17	.235	69-114	.605	227	10.8		34-62	.548	2-10	.200	32-55	.582	102	12.8	
Green, Quade	63-139	.453	20-54	.370	29-35	.829	175	9.7		13-40	.325	4-17	.235	12-16	.750	42	8.4	
Richards, Nick	54-85	.635	0-0	.000	36-48	.750	144	6.9		14-20	.700	0-0	.000	9-12	.750	37	4.6	
Gabriel, Wenyen	48-110	.436	20-54	.370	21-36	.583	137	6.5		19-43	.442	9-25	.360	4-9	.444	51	6.4	
Killeya-Jones, Sacha	33-56	.589	0-1	.000	15-28	.536	81	4.1		11-17	.647	0-1	.000	6-12	.500	28	3.5	
Vanderbilt, Jarred	5-22	.227	0-0	.000	3-6	.500	13	3.3		5-17	.294	0-0	.000	2-4	.500	12	4.0	
Wynyard, Tai	3-7	.429	0-0	.000	2-2	1.000	8	1.0		0-1	.000	0-0	.000	0-0	.000	0	0.0	
Calipari, Brad	0-5	.000	0-5	.000	0-0	.000	0	0.0		0-2	.000	0-2	.000	0-0	.000	0	0.0	
Pulliam, Dillon	0-0	.000	0-0	.000	0-0	.000	0	0.0										
David, Jonny	0-0	.000	0-0	.000	0-0	.000	0	0.0										
Totals	576-1207	.477	106-303	.350	366-531	.689	1624	77.3		192-425	.452	34-111	.306	145-216	.671	563	70.4	
Opponent	524-1302	.402	154-541	.285	265-391	.678	1467	69.9		195-479	.407	45-195	.231	120-178	.674	555	69.4	

TOTALS	Overall Statistics										Conference Statistics									
	o-reb	d-reb	total	pf	fo	a	to	a/to	hi	pts	o-reb	d-reb	total	pf	fo	a	to	a/to	hi	pts
Knox, Kevin	20	100	120	47	1	33	53	0.6	34		6	38	44	19	0	9	18	0.5	21	
Diallo, Hamidou	21	75	96	60	2	36	36	1.0	23		7	29	36	25	2	10	13	0.8	18	
Gilgeous-Alexander	15	64	79	34	0	92	57	1.6	24		6	26	32	12	0	37	25	1.5	22	
Washington, PJ	37	69	106	53	3	42	43	1.0	22		13	25	38	22	1	13	12	1.1	22	
Green, Quade	6	27	33	25	0	57	36	1.6	21		1	6	7	7	0	9	8	1.1	15	
Richards, Nick	38	78	116	47	1	8	19	0.4	25		8	22	30	14	1	1	6	0.2	12	
Gabriel, Wenyen	39	85	124	61	2	16	24	0.7	16		11	35	46	30	2	3	11	0.3	11	
Killeya-Jones, Sacha	33	36	69	44	0	8	14	0.6	9		12	14	26	19	0	4	8	0.5	7	
Vanderbilt, Jarred	14	15	29	7	0	5	3	1.7	6		7	11	18	6	0	3	2	1.5	6	
Wynyard, Tai	6	8	14	8	0	0	3	0.0	4		1	0	1	1	0	0	0	0.0	0	
Calipari, Brad	0	1	1	0	0	1	1	1.0	0		0	0	0	0	0	0	0	0.0	0	
Pulliam, Dillon	0	0	0	0	0	0	0	0.0	0											
David, Jonny	0	0	0	1	0	0	2	0.0	0											
Totals	255	570	825	387	9	298	298	1.0	107		84	211	295	155	6	89	106	0.8	78	
Opponent	258	451	709	428	-	284	255	1.1	86		96	179	275	168	-	111	84	1.3	76	



2017-18 Kentucky Men's Basketball  
 Kentucky Team Game-by-Game (as of Jan 27, 2018)  
 All games



TEAM STATISTICS

Opponent	Date	Score		Total		3-Pointers		Free throws		Rebounds				pf	a	t/o	blk	stl	pts	avg
				fg-fga	pct	3fg-fga	pct	ft-fta	pct	off	def	tot	avg							
UTAH VALLEY	11/10/17	73-63	W	26-66	.394	5-15	.333	16-23	.696	18	20	38	38.0	18	17	14	8	11	73	73.0
VERMONT	11/12/17	73-69	W	26-56	.464	3-9	.333	18-23	.783	8	28	36	37.0	17	15	10	4	3	73	73.0
vs #4/3 Kansas	11/14/17	61-65	L	23-55	.418	3-13	.231	12-18	.667	10	29	39	37.7	20	14	18	10	7	61	69.0
ETSU	11/17/17	78-61	W	33-58	.569	9-16	.563	3-15	.200	13	27	40	38.2	20	17	22	8	6	78	71.2
TROY	11/20/17	70-62	W	26-59	.441	3-9	.333	15-23	.652	15	38	53	41.2	16	13	16	2	3	70	71.0
FORT WAYNE	11/22/17	86-67	W	33-55	.600	5-11	.455	15-24	.625	12	32	44	41.7	18	17	16	3	6	86	73.5
UIC	11/26/17	107-73	W	42-63	.667	4-12	.333	19-28	.679	10	27	37	41.0	19	22	15	7	6	107	78.3
HARVARD	12/2/17	79-70	W	26-56	.464	2-14	.143	25-30	.833	8	29	37	40.5	15	13	10	9	9	79	78.4
vs Monmouth	12/9/17	93-76	W	31-58	.534	7-19	.368	24-32	.750	14	30	44	40.9	18	20	19	8	7	93	80.0
RV/RV VIRGINIA TECH	12/16/17	93-86	W	33-68	.485	11-22	.500	16-24	.667	14	19	33	40.1	16	18	11	4	8	93	81.3
vs UCLA	12/23/17	75-83	L	29-68	.426	6-21	.286	11-16	.688	16	20	36	39.7	16	14	14	3	8	75	80.7
RV/RV LOUISVILLE	12/29/17	90-61	W	30-62	.484	6-13	.462	24-30	.800	12	32	44	40.1	19	13	11	5	5	90	81.5
GEORGIA	12/31/17	66-61	W	17-54	.315	5-16	.313	27-38	.711	15	27	42	40.2	23	10	9	6	8	66	80.3
at LSU	1/3/18	74-71	W	31-61	.508	5-12	.417	7-13	.538	10	25	35	39.9	10	13	14	3	6	74	79.9
at #23/22 Tennessee	01/06/18	65-76	L	24-52	.462	7-19	.368	10-16	.625	8	22	30	39.2	23	14	16	4	7	65	78.9
RV/RV TEXAS A&M	01/09/18	74-73	W	24-43	.558	4-12	.333	22-34	.647	7	21	28	38.5	18	10	12	2	5	74	78.6
at Vanderbilt	01/13/18	74-67	W	23-43	.535	3-10	.300	25-37	.676	9	26	35	38.3	19	11	11	7	3	74	78.3
at South Carolina	1/16/18	68-76	L	22-49	.449	1-11	.091	23-36	.639	6	29	35	38.1	32	7	16	5	5	68	77.7
FLORIDA	01/20/18	64-66	L	26-65	.400	4-17	.235	8-12	.667	16	33	49	38.7	17	13	17	4	4	64	77.0
MISSISSIPPI STATE	01/23/18	78-65	W	25-58	.431	5-14	.357	23-30	.767	13	28	41	38.8	13	11	11	5	7	78	77.1
at #7/7 West Virginia	1-27-18	83-76	W	26-58	.448	8-18	.444	23-29	.793	21	28	49	39.3	20	16	16	7	1	83	77.3
Kentucky		1624		576-1207	.477	106-303	.350	366-531	.689	255	570	825	39.3	387	298	298	114	125	1624	77.3
Opponents		1467		524-1302	.402	154-541	.285	265-391	.678	258	451	709	33.8	428	284	255	74	131	1467	69.9

Games played: 21  
 Points/game: 77.3  
 FG Pct: 47.7  
 3FG Pct: 35.0  
 FT Pct: 68.9

Rebounds/game: 39.3  
 Assists/game: 14.2  
 Turnovers/game: 14.2  
 Assist/turnover ratio: 1.0  
 Steals/game: 6.0  
 Blocks/game: 5.4





2017-18 Kentucky Men's Basketball  
 Kentucky Opponent Game-by-Game (as of Jan 27, 2018)  
 All games



OPPONENT STATISTICS

Opponent	Date	Score		Total		3-Pointers		Free throws		Rebounds				pf	a	t/o	blk	stl	pts	avg
				fg-fga	pct	3fg-fga	pct	ft-fta	pct	off	def	tot	avg							
UTAH VALLEY	11/10/17	73-63	W	23-56	.411	5-18	.278	12-18	.667	16	23	39	39.0	20	12	20	8	8	63	63.0
VERMONT	11/12/17	73-69	W	26-58	.448	10-29	.345	7-13	.538	6	21	27	33.0	18	14	7	1	1	69	66.0
vs #4/3 Kansas	11/14/17	61-65	L	24-68	.353	8-28	.286	9-16	.563	18	21	39	35.0	15	17	11	2	12	65	65.7
ETSU	11/17/17	78-61	W	22-68	.324	8-31	.258	9-14	.643	19	18	37	35.5	19	14	16	2	8	61	64.5
TROY	11/20/17	70-62	W	23-64	.359	4-27	.148	12-16	.750	6	24	30	34.4	20	9	6	5	5	62	64.0
FORT WAYNE	11/22/17	86-67	W	24-60	.400	12-37	.324	7-14	.500	7	14	21	32.2	20	13	10	0	8	67	64.5
UIC	11/26/17	107-73	W	26-64	.406	5-18	.278	16-24	.667	15	18	33	32.3	22	7	21	6	7	73	65.7
HARVARD	12/2/17	79-70	W	23-62	.371	12-28	.429	12-17	.706	12	24	36	32.8	21	13	15	3	4	70	66.2
vs Monmouth	12/9/17	93-76	W	26-70	.371	10-29	.345	14-18	.778	16	18	34	32.9	21	20	15	2	10	76	67.3
RV/RV VIRGINIA TECH	12/16/17	93-86	W	32-55	.582	10-22	.455	12-17	.706	6	24	30	32.6	22	18	19	1	3	86	69.2
vs UCLA	12/23/17	75-83	L	29-61	.475	12-30	.400	13-15	.867	11	26	37	33.0	14	14	14	2	12	83	70.5
RV/RV LOUISVILLE	12/29/17	90-61	W	24-69	.348	3-25	.120	10-13	.769	13	24	37	33.3	25	10	11	5	3	61	69.7
GEORGIA	12/31/17	66-61	W	23-58	.397	2-21	.095	13-21	.619	14	24	38	33.7	26	10	15	3	2	61	69.0
at LSU	1/3/18	74-71	W	29-65	.446	6-24	.250	7-9	.778	10	24	34	33.7	14	14	11	5	6	71	69.1
at #23/22 Tennessee	01/06/18	65-76	L	25-55	.455	8-22	.364	18-24	.750	12	25	37	33.9	16	23	12	4	8	76	69.6
RV/RV TEXAS A&M	01/09/18	74-73	W	26-52	.500	7-21	.333	14-24	.583	10	17	27	33.5	25	14	12	5	4	73	69.8
at Vanderbilt	01/13/18	74-67	W	21-55	.382	6-25	.240	19-27	.704	12	18	30	33.3	23	11	7	4	6	67	69.6
at South Carolina	1/16/18	68-76	L	23-61	.377	5-23	.217	25-38	.658	14	26	40	33.7	27	11	9	1	7	76	70.0
FLORIDA	01/20/18	64-66	L	22-66	.333	6-30	.200	16-25	.640	14	24	38	33.9	14	12	7	4	6	66	69.8
MISSISSIPPI STATE	01/23/18	78-65	W	26-67	.388	5-29	.172	8-10	.800	10	21	31	33.8	23	16	11	4	5	65	69.6
at #7/7 West Virginia	1-27-18	83-76	W	27-68	.397	10-24	.417	12-18	.667	17	17	34	33.8	23	12	6	7	6	76	69.9
Opponents		1467		524-1302	.402	154-541	.285	265-391	.678	258	451	709	33.8	428	284	255	74	131	1467	69.9
Kentucky		1624		576-1207	.477	106-303	.350	366-531	.689	255	570	825	39.3	387	298	298	114	125	1624	77.3

Games played: 21  
 Points/game: 69.9  
 FG Pct: 40.2  
 3FG Pct: 28.5  
 FT Pct: 67.8

Rebounds/game: 33.8  
 Assists/game: 13.5  
 Turnovers/game: 12.1  
 Assist/turnover ratio: 1.1  
 Steals/game: 6.2  
 Blocks/game: 3.5



2017-18 Kentucky Men's Basketball  
Kentucky Team High/Low Analysis (as of Jan 27, 2018)  
All games



Kentucky - TEAM GAME HIGHS

POINTS	107		UIC (11/26/17)
	93		RV/RV VIRGINIA TECH (12/16/17)
	93		vs Monmouth (12/9/17)
	90		RV/RV LOUISVILLE (12/29/17)
	86		FORT WAYNE (11/22/17)
FIELD GOALS MADE	42		UIC (11/26/17)
	33		RV/RV VIRGINIA TECH (12/16/17)
	33		FORT WAYNE (11/22/17)
	33		ETSU (11/17/17)
FIELD GOAL ATTEMPTS	68		vs UCLA (12/23/17)
	68		RV/RV VIRGINIA TECH (12/16/17)
FIELD GOAL PERCENTAGE	.667	(42-63)	UIC (11/26/17)
	.600	(33-55)	FORT WAYNE (11/22/17)
3 PT FIELD GOALS MADE	11		RV/RV VIRGINIA TECH (12/16/17)
	9		ETSU (11/17/17)
3 PT FG ATTEMPTS	22		RV/RV VIRGINIA TECH (12/16/17)
	21		vs UCLA (12/23/17)
3 PT FG PERCENTAGE	.563	(9-16)	ETSU (11/17/17)
	.500	(11-22)	RV/RV VIRGINIA TECH (12/16/17)
FREE THROWS MADE	27		GEORGIA (12/31/17)
	25		at Vanderbilt (01/13/18)
	25		HARVARD (12/2/17)
FREE THROW ATTEMPTS	38		GEORGIA (12/31/17)
	37		at Vanderbilt (01/13/18)
FREE THROW PERCENTAGE	.833	(25-30)	HARVARD (12/2/17)
	.800	(24-30)	RV/RV LOUISVILLE (12/29/17)
REBOUNDS	53		TROY (11/20/17)
	49		at #7/7 West Virginia (1-27-18)
	49		FLORIDA (01/20/18)
ASSISTS	22		UIC (11/26/17)
	20		vs Monmouth (12/9/17)
STEALS	11		UTAH VALLEY (11/10/17)
	9		HARVARD (12/2/17)
BLOCKED SHOTS	10		vs #4/3 Kansas (11/14/17)
	9		HARVARD (12/2/17)
TURNOVERS	22		ETSU (11/17/17)
	19		vs Monmouth (12/9/17)
FOULS	32		at South Carolina (1/16/18)
	23		at #23/22 Tennessee (01/06/18)
	23		GEORGIA (12/31/17)



2017-18 Kentucky Men's Basketball  
Kentucky High/Low Analysis (as of Jan 27, 2018)  
All games



Opponent - GAME HIGHS

POINTS	86		RV/RV VIRGINIA TECH (12/16/17)
	83		vs UCLA (12/23/17)
	76		at #7/7 West Virginia (1-27-18)
	76		at South Carolina (1/16/18)
	76		at #23/22 Tennessee (01/06/18)
	76		vs Monmouth (12/9/17)
FIELD GOALS MADE	32		RV/RV VIRGINIA TECH (12/16/17)
	29		at LSU (1/3/18)
	29		vs UCLA (12/23/17)
FIELD GOAL ATTEMPTS	70		vs Monmouth (12/9/17)
	69		RV/RV LOUISVILLE (12/29/17)
FIELD GOAL PERCENTAGE	.582	(32-55)	RV/RV VIRGINIA TECH (12/16/17)
	.500	(26-52)	RV/RV TEXAS A&M (01/09/18)
3 PT FIELD GOALS MADE	12		vs UCLA (12/23/17)
	12		HARVARD (12/2/17)
	12		FORT WAYNE (11/22/17)
3 PT FG ATTEMPTS	37		FORT WAYNE (11/22/17)
	31		ETSU (11/17/17)
3 PT FG PERCENTAGE	.455	(10-22)	RV/RV VIRGINIA TECH (12/16/17)
	.429	(12-28)	HARVARD (12/2/17)
FREE THROWS MADE	25		at South Carolina (1/16/18)
	19		at Vanderbilt (01/13/18)
FREE THROW ATTEMPTS	38		at South Carolina (1/16/18)
	27		at Vanderbilt (01/13/18)
FREE THROW PERCENTAGE	.867	(13-15)	vs UCLA (12/23/17)
	.800	(8-10)	MISSISSIPPI STATE (01/23/18)
REBOUNDS	40		at South Carolina (1/16/18)
	39		vs #4/3 Kansas (11/14/17)
	39		UTAH VALLEY (11/10/17)
ASSISTS	23		at #23/22 Tennessee (01/06/18)
	20		vs Monmouth (12/9/17)
STEALS	12		vs UCLA (12/23/17)
	12		vs #4/3 Kansas (11/14/17)
BLOCKED SHOTS	8		UTAH VALLEY (11/10/17)
	7		at #7/7 West Virginia (1-27-18)
TURNOVERS	21		UIC (11/26/17)
	20		UTAH VALLEY (11/10/17)
FOULS	27		at South Carolina (1/16/18)
	26		GEORGIA (12/31/17)



2017-18 Kentucky Men's Basketball  
 Kentucky High/Low Analysis (as of Jan 27, 2018)  
 All games



Kentucky - GAME LOWS

POINTS	61	vs #4/3 Kansas (11/14/17)
	64	FLORIDA (01/20/18)
	65	at #23/22 Tennessee (01/06/18)
	66	GEORGIA (12/31/17)
	68	at South Carolina (1/16/18)
FIELD GOALS MADE	17	GEORGIA (12/31/17)
	22	at South Carolina (1/16/18)
FIELD GOAL ATTEMPTS	43	RV/RV TEXAS A&M (01/09/18)
	43	at Vanderbilt (01/13/18)
FIELD GOAL PERCENTAGE	.315 (17-54)	GEORGIA (12/31/17)
	.394 (26-66)	UTAH VALLEY (11/10/17)
3 PT FIELD GOALS MADE	1	at South Carolina (1/16/18)
	2	HARVARD (12/2/17)
3 PT FG ATTEMPTS	9	VERMONT (11/12/17)
	9	TROY (11/20/17)
3 PT FG PERCENTAGE	.091 (1-11)	at South Carolina (1/16/18)
	.143 (2-14)	HARVARD (12/2/17)
FREE THROWS MADE	3	ETSU (11/17/17)
	7	at LSU (1/3/18)
FREE THROW ATTEMPTS	12	FLORIDA (01/20/18)
	13	at LSU (1/3/18)
FREE THROW PERCENTAGE	.200 (3-15)	ETSU (11/17/17)
	.538 (7-13)	at LSU (1/3/18)
REBOUNDS	28	RV/RV TEXAS A&M (01/09/18)
	30	at #23/22 Tennessee (01/06/18)
ASSISTS	7	at South Carolina (1/16/18)
	10	GEORGIA (12/31/17)
	10	RV/RV TEXAS A&M (01/09/18)
STEALS	1	at #7/7 West Virginia (1-27-18)
	3	VERMONT (11/12/17)
	3	TROY (11/20/17)
	3	at Vanderbilt (01/13/18)
BLOCKED SHOTS	2	TROY (11/20/17)
	2	RV/RV TEXAS A&M (01/09/18)
TURNOVERS	9	GEORGIA (12/31/17)
	10	VERMONT (11/12/17)
	10	HARVARD (12/2/17)
FOULS	10	at LSU (1/3/18)
	13	MISSISSIPPI STATE (01/23/18)



2017-18 Kentucky Men's Basketball  
 Kentucky High/Low Analysis (as of Jan 27, 2018)  
 All games



Opponent - GAME LOWS

POINTS	61		ETSU (11/17/17)
	61		RV/RV LOUISVILLE (12/29/17)
	61		GEORGIA (12/31/17)
	62		TROY (11/20/17)
	63		UTAH VALLEY (11/10/17)
FIELD GOALS MADE	21		at Vanderbilt (01/13/18)
	22		ETSU (11/17/17)
	22		FLORIDA (01/20/18)
FIELD GOAL ATTEMPTS	52		RV/RV TEXAS A&M (01/09/18)
	55		RV/RV VIRGINIA TECH (12/16/17)
	55		at #23/22 Tennessee (01/06/18)
	55		at Vanderbilt (01/13/18)
FIELD GOAL PERCENTAGE	.324	(22-68)	ETSU (11/17/17)
	.333	(22-66)	FLORIDA (01/20/18)
3 PT FIELD GOALS MADE	2		GEORGIA (12/31/17)
	3		RV/RV LOUISVILLE (12/29/17)
3 PT FG ATTEMPTS	18		UTAH VALLEY (11/10/17)
	18		UIC (11/26/17)
3 PT FG PERCENTAGE	.095	(2-21)	GEORGIA (12/31/17)
	.120	(3-25)	RV/RV LOUISVILLE (12/29/17)
FREE THROWS MADE	7		VERMONT (11/12/17)
	7		FORT WAYNE (11/22/17)
	7		at LSU (1/3/18)
FREE THROW ATTEMPTS	9		at LSU (1/3/18)
	10		MISSISSIPPI STATE (01/23/18)
FREE THROW PERCENTAGE	.500	(7-14)	FORT WAYNE (11/22/17)
	.538	(7-13)	VERMONT (11/12/17)
REBOUNDS	21		FORT WAYNE (11/22/17)
	27		VERMONT (11/12/17)
	27		RV/RV TEXAS A&M (01/09/18)
ASSISTS	7		UIC (11/26/17)
	9		TROY (11/20/17)
STEALS	1		VERMONT (11/12/17)
	2		GEORGIA (12/31/17)
BLOCKED SHOTS	0		FORT WAYNE (11/22/17)
	1		VERMONT (11/12/17)
	1		RV/RV VIRGINIA TECH (12/16/17)
	1		at South Carolina (1/16/18)
TURNOVERS	6		TROY (11/20/17)
	6		at #7/7 West Virginia (1-27-18)
FOULS	14		vs UCLA (12/23/17)
	14		at LSU (1/3/18)
	14		FLORIDA (01/20/18)



2017-18 Kentucky Men's Basketball  
 Kentucky Player High/Low Analysis (as of Jan 27, 2018)  
 All games



Kentucky - INDIVIDUAL GAME HIGHS

Points	34		Knox, Kevin at #7/7 West Virginia (1-27-18)
	25		Knox, Kevin vs UIC (11/26/17)
	25		Richards, Nick vs Fort Wayne (11/22/17)
	24		Gilgeous-Alexander vs RV/RV LOUISVILLE (12/29/17)
	23		Diallo, Hamidou vs Monmouth (12/9/17)
Field Goals Made	11		Knox, Kevin at #7/7 West Virginia (1-27-18)
	9		Gilgeous-Alexander vs RV/RV LOUISVILLE (12/29/17)
	9		Knox, Kevin vs UIC (11/26/17)
	9		Richards, Nick vs Fort Wayne (11/22/17)
	9		Green, Quade vs ETSU (11/17/17)
Field Goal Att.	18		Diallo, Hamidou vs UCLA (12/23/17)
	17		Knox, Kevin at #7/7 West Virginia (1-27-18)
FG Pct (min 5 made)	1.000	(5-5)	Knox, Kevin vs RV/RV TEXAS A&M (01/09/18)
	.900	(9-10)	Richards, Nick vs Fort Wayne (11/22/17)
3-Point FG Made	5		Knox, Kevin at #7/7 West Virginia (1-27-18)
	4		Knox, Kevin vs Mississippi State (01/23/18)
	4		Diallo, Hamidou vs RV/RV Virginia Tech (12/16/17)
	4		Knox, Kevin vs ETSU (11/17/17)
3-Point FG Att.	8		Knox, Kevin at #7/7 West Virginia (1-27-18)
	8		Knox, Kevin at South Carolina (1/16/18)
3-Pt FG Pct (min 2 made)	1.000	(4-4)	Knox, Kevin vs Mississippi State (01/23/18)
	1.000	(2-2)	Knox, Kevin vs RV/RV TEXAS A&M (01/09/18)
Free Throws Made	12		Gilgeous-Alexander vs Georgia (12/31/17)
	10		Washington, PJ vs Mississippi State (01/23/18)
Free Throw Att.	14		Washington, PJ vs Mississippi State (01/23/18)
	13		Gilgeous-Alexander vs Georgia (12/31/17)
FT Pct (min 3 made)	1.000	(9-9)	Washington, PJ vs Monmouth (12/9/17)
	1.000	(8-8)	Gilgeous-Alexander vs Harvard (12/2/17)
	1.000	(7-7)	Knox, Kevin at Vanderbilt (01/13/18)
	1.000	(7-7)	Richards, Nick vs Fort Wayne (11/22/17)
	1.000	(6-6)	Washington, PJ vs RV/RV LOUISVILLE (12/29/17)
	1.000	(4-4)	Gabriel, Wenyen at #7/7 West Virginia (1-27-18)
	1.000	(4-4)	Green, Quade vs Mississippi State (01/23/18)
	1.000	(4-4)	Gilgeous-Alexander vs Mississippi State (01/23/18)
	1.000	(4-4)	Knox, Kevin at #23/22 Tennessee (01/06/18)
	1.000	(4-4)	Knox, Kevin vs Harvard (12/2/17)
	1.000	(4-4)	Knox, Kevin vs Vermont (11/12/17)
	1.000	(4-4)	Killeya-Jones, Sacha vs Vermont (11/12/17)
	1.000	(4-4)	Green, Quade vs Utah Valley (11/10/17)
	1.000	(3-3)	Gilgeous-Alexander at LSU (1/3/18)
	1.000	(3-3)	Washington, PJ vs UCLA (12/23/17)
	1.000	(3-3)	Diallo, Hamidou vs UIC (11/26/17)
	Rebounds	15	
13			Gabriel, Wenyen vs Utah Valley (11/10/17)
Assists	9		Gilgeous-Alexander vs Monmouth (12/9/17)
	6		Gilgeous-Alexander vs Mississippi State (01/23/18)
	6		Gilgeous-Alexander vs Florida (01/20/18)
	6		Gilgeous-Alexander at Vanderbilt (01/13/18)
	6		Gilgeous-Alexander at #23/22 Tennessee (01/06/18)
	6		Gilgeous-Alexander vs UIC (11/26/17)
	6		Gilgeous-Alexander vs ETSU (11/17/17)
Steals	4		Gilgeous-Alexander vs Fort Wayne (11/22/17)
	4		Gilgeous-Alexander vs Utah Valley (11/10/17)

	4	Knox, Kevin vs Utah Valley (11/10/17)
Blocked Shots	4	Washington, PJ vs Monmouth (12/9/17)
	4	Washington, PJ vs #4/3 Kansas (11/14/17)
Turnovers	7	Knox, Kevin vs Monmouth (12/9/17)
	6	Gilgeous-Alexander at South Carolina (1/16/18)
	6	Washington, PJ vs ETSU (11/17/17)
	6	Knox, Kevin vs ETSU (11/17/17)
	6	Gilgeous-Alexander vs #4/3 Kansas (11/14/17)
Fouls	5	Richards, Nick at South Carolina (1/16/18)
	5	Gabriel, Wenyen at South Carolina (1/16/18)
	5	Diallo, Hamidou at South Carolina (1/16/18)
	5	Diallo, Hamidou at #23/22 Tennessee (01/06/18)
	5	Gabriel, Wenyen at #23/22 Tennessee (01/06/18)
	5	Washington, PJ vs Georgia (12/31/17)
	5	Knox, Kevin vs RV/RV LOUISVILLE (12/29/17)
	5	Washington, PJ vs Harvard (12/2/17)
	5	Washington, PJ vs ETSU (11/17/17)
Minutes	39	Knox, Kevin at South Carolina (1/16/18)
	39	Diallo, Hamidou at Vanderbilt (01/13/18)
	39	Gilgeous-Alexander at Vanderbilt (01/13/18)
	39	Gilgeous-Alexander vs RV/RV TEXAS A&M (01/09/18)
	38	Washington, PJ at Vanderbilt (01/13/18)
	38	Gilgeous-Alexander at #23/22 Tennessee (01/06/18)



2017-18 Kentucky Men's Basketball  
 Kentucky Opponent High/Low Analysis (as of Jan 27, 2018)  
 All games



OPPONENT INDIVIDUAL GAME HIGHS

Points	27		SILVA, Chris at South Carolina (1/16/18)
	26		Carter, Jevon at #7/7 West Virginia (1-27-18)
	25		Towns, Seth vs Harvard (12/2/17)
	24		Duop Reath at LSU (1/3/18)
	21		Davis, Tyler vs RV/RV TEXAS A&M (01/09/18)
Field Goals Made	11		Duop Reath at LSU (1/3/18)
	9		Carter, Jevon at #7/7 West Virginia (1-27-18)
	9		SILVA, Chris at South Carolina (1/16/18)
Field Goal Att.	20		Carter, Jevon at #7/7 West Virginia (1-27-18)
	18		Mykhailiuk, Svi vs #4/3 Kansas (11/14/17)
FG Pct (min 5 made)	1.000	(5-5)	Azubuike, Udoka vs #4/3 Kansas (11/14/17)
	.875	(7-8)	Jurkin, Peter vs ETSU (11/17/17)
3-Point FG Made	6		Towns, Seth vs Harvard (12/2/17)
	5		Bolden, James at #7/7 West Virginia (1-27-18)
	5		Hill, Ahmed vs RV/RV Virginia Tech (12/16/17)
	5		Konchar, John vs Fort Wayne (11/22/17)
3-Point FG Att.	11		HAMMOND,DEION vs Monmouth (12/9/17)
	11		Harrell, Kason vs Fort Wayne (11/22/17)
3-Pt FG Pct (min 2 made)	1.000	(2-2)	Ali, Prince vs UCLA (12/23/17)
	.857	(6-7)	Towns, Seth vs Harvard (12/2/17)
Free Throws Made	9		SILVA, Chris at South Carolina (1/16/18)
	7		Hudson, Jalen vs Florida (01/20/18)
Free Throw Att.	13		SILVA, Chris at South Carolina (1/16/18)
	10		Hudson, Jalen vs Florida (01/20/18)
	10		Dixon, Dikembe vs UIC (11/26/17)
FT Pct (min 3 made)	1.000	(6-6)	ROBERSON, Jeff at Vanderbilt (01/13/18)
	1.000	(5-5)	FISHER-DAVIS,Matthew at Vanderbilt (01/13/18)
	1.000	(4-4)	Carter, Jevon at #7/7 West Virginia (1-27-18)
	1.000	(4-4)	Davis, Tyler vs RV/RV TEXAS A&M (01/09/18)
	1.000	(4-4)	Bowden, Jordan at #23/22 Tennessee (01/06/18)
	1.000	(4-4)	Tremont Waters at LSU (1/3/18)
	1.000	(4-4)	Adel, Deng vs RV/RV LOUISVILLE (12/29/17)
	1.000	(4-4)	Holiday, Aaron vs UCLA (12/23/17)
	1.000	(4-4)	SEABORN,MICAH vs Monmouth (12/9/17)
	1.000	(4-4)	Robinson, Clint vs UIC (11/26/17)
	1.000	(4-4)	Toolson, Jake vs Utah Valley (11/10/17)
	1.000	(3-3)	West, Lamont at #7/7 West Virginia (1-27-18)
	1.000	(3-3)	Person, Wesley vs Troy (11/20/17)
Rebounds	12		Maten, Yante vs Georgia (12/31/17)
	11		Duop Reath at LSU (1/3/18)
	11		Tremont Waters at LSU (1/3/18)
	11		Spalding, Ray vs RV/RV LOUISVILLE (12/29/17)
	11		Welsh, Thomas vs UCLA (12/23/17)
	11		Clarke, Chris vs RV/RV Virginia Tech (12/16/17)
Assists	9		Robinson, Justin vs RV/RV Virginia Tech (12/16/17)
	8		Chiozza, Chris vs Florida (01/20/18)
	8		Holiday, Aaron vs UCLA (12/23/17)
Steals	4		Schofield, Admiral at #23/22 Tennessee (01/06/18)
	3		BOOKER, Frank at South Carolina (1/16/18)
	3		KOTSAR, Maik at South Carolina (1/16/18)
	3		Welsh, Thomas vs UCLA (12/23/17)
	3		SALNAVE,RAY vs Monmouth (12/9/17)
	3		TILGHMAN,AUSTIN vs Monmouth (12/9/17)



	3	Konchar, John vs Fort Wayne (11/22/17)
	3	Long, Jermaine vs ETSU (11/17/17)
	3	Newman, Malik vs #4/3 Kansas (11/14/17)
	3	Vick, Lagerald vs #4/3 Kansas (11/14/17)
Blocked Shots	7	Konate, Sagaba at #7/7 West Virginia (1-27-18)
	5	Manyang, Akolda vs Utah Valley (11/10/17)
Turnovers	7	Holiday, Aaron vs UCLA (12/23/17)
	5	Blount, Jordan vs UIC (11/26/17)
	5	Bradford, Desonta vs ETSU (11/17/17)
	5	Graham, Devonte' vs #4/3 Kansas (11/14/17)
Fouls	5	Stapleton, Xavian vs Mississippi State (01/23/18)
	5	HAASE, Felipe at South Carolina (1/16/18)
	5	Jackson II, William vs Georgia (12/31/17)
	5	Mahmoud, Anas vs RV/RV LOUISVILLE (12/29/17)
	5	Blackshear, Kerry vs RV/RV Virginia Tech (12/16/17)
	5	Ottey, Marcus vs UIC (11/26/17)
	5	Blount, Jordan vs UIC (11/26/17)



2017-18 Kentucky Men's Basketball  
 Kentucky Team Game-by-Game Comparison (as of Jan 27, 2018)  
 All games



Opponent	1st	2nd	Score	Mar	Total FG	FG Pct	3-Pointers	3FG Pct	Free Throws	FT Pct	Rebounds	Assist	T/Over	Block	Steal	Fouls
UTAH VALLEY	25/34	48/29	73-63	+10	26-66/23-56	.394/.411	5-15/5-18	.333/.278	16-23/12-18	.696/.667	38/39 (1)	17/12	14/20	8/8	11/8	18/20
VERMONT	36/24	37/45	73-69	+4	26-56/26-58	.464/.448	3-9/10-29	.333/.345	18-23/7-13	.783/.538	36/27 +9	15/14	10/7	4/1	3/1	17/18
#4/3 Kansas	33/34	28/31	61-65	(4)	23-55/24-68	.418/.353	3-13/8-28	.231/.286	12-18/9-16	.667/.563	39/39 -	14/17	18/11	10/2	7/12	20/15
ETSU	36/30	42/31	78-61	+17	33-58/22-68	.569/.324	9-16/8-31	.563/.258	3-15/9-14	.200/.643	40/37 +3	17/14	22/16	8/2	6/8	20/19
TROY	41/25	29/37	70-62	+8	26-59/23-64	.441/.359	3-9/4-27	.333/.148	15-23/12-16	.652/.750	53/30 +23	13/9	16/6	2/5	3/5	16/20
FORT WAYNE	45/37	41/30	86-67	+19	33-55/24-60	.600/.400	5-11/12-37	.455/.324	15-24/7-14	.625/.500	44/21 +23	17/13	16/10	3/0	6/8	18/20
UIC	52/35	55/38	107-73	+34	42-63/26-64	.667/.406	4-12/5-18	.333/.278	19-28/16-24	.679/.667	37/33 +4	22/7	15/21	7/6	6/7	19/22
HARVARD	42/37	37/33	79-70	+9	26-56/23-62	.464/.371	2-14/12-28	.143/.429	25-30/12-17	.833/.706	37/36 +1	13/13	10/15	9/3	9/4	15/21
Monmouth	54/31	39/45	93-76	+17	31-58/26-70	.534/.371	7-19/10-29	.368/.345	24-32/14-18	.750/.778	44/34 +10	20/20	19/15	8/2	7/10	18/21
RV/RV VIRGINIA TECH	41/47	52/39	93-86	+7	33-68/32-55	.485/.582	11-22/10-22	.500/.455	16-24/12-17	.667/.706	33/30 +3	18/18	11/19	4/1	8/3	16/22
UCLA	39/39	36/44	75-83	(8)	29-68/29-61	.426/.475	6-21/12-30	.286/.400	11-16/13-15	.688/.867	36/37 (1)	14/14	14/14	3/2	8/12	16/14
RV/RV LOUISVILLE	41/27	49/34	90-61	+29	30-62/24-69	.484/.348	6-13/3-25	.462/.120	24-30/10-13	.800/.769	44/37 +7	13/10	11/11	5/5	5/3	19/25
GEORGIA	26/27	40/34	66-61	+5	17-54/23-58	.315/.397	5-16/2-21	.313/.095	27-38/13-21	.711/.619	42/38 +4	10/10	9/15	6/3	8/2	23/26
LSU	31/36	43/35	74-71	+3	31-61/29-65	.508/.446	5-12/6-24	.417/.250	7-13/7-9	.538/.778	35/34 +1	13/14	14/11	3/5	6/6	10/14
#23/22 Tennessee	37/29	28/47	65-76	(11)	24-52/25-55	.462/.455	7-19/8-22	.368/.364	10-16/18-24	.625/.750	30/37 (7)	14/23	16/12	4/4	7/8	23/16
RV/RV TEXAS A&M	37/35	37/38	74-73	+1	24-43/26-52	.558/.500	4-12/7-21	.333/.333	22-34/14-24	.647/.583	28/27 +1	10/14	12/12	2/5	5/4	18/25
Vanderbilt	36/27	38/40	74-67	+7	23-43/21-55	.535/.382	3-10/6-25	.300/.240	25-37/19-27	.676/.704	35/30 +5	11/11	11/7	7/4	3/6	19/23
South Carolina	37/34	31/42	68-76	(8)	22-49/23-61	.449/.377	1-11/5-23	.091/.217	23-36/25-38	.639/.658	35/40 (5)	7/11	16/9	5/1	5/7	32/27
FLORIDA	31/33	33/33	64-66	(2)	26-65/22-66	.400/.333	4-17/6-30	.235/.200	8-12/16-25	.667/.640	49/38 +11	13/12	17/7	4/4	4/6	17/14
MISSISSIPPI STATE	38/36	40/29	78-65	+13	25-58/26-67	.431/.388	5-14/5-29	.357/.172	23-30/8-10	.767/.800	41/31 +10	11/16	11/11	5/4	7/5	13/23
#7/7 West Virginia	33/48	50/28	83-76	+7	26-58/27-68	.448/.397	8-18/10-24	.444/.417	23-29/12-18	.793/.667	49/34 +15	16/12	16/6	7/7	1/6	20/23

Note: Game totals are displayed in the format TEAM/OPPONENT for each category