

## 2017-18 Schedule & Results

Overall Record: 8-8 (home: 5-5 \* away: 1-2 \* neutral: 2-1)

SEC: 0-3 (home: 0-1 \* away: 0-2)

Date	UF	Opp	Nat'l Rank	Opponent	TV/Video	Time ET
<b>NOVEMBER (4-3)</b>						
Sat. 11	rv/--	--		GEORGIA STATE	SECN+	W 82-66
Tue. 14	rv/-	--		ARKANSAS STATE	SECN+	L 69-70
Fri. 17	rv/-	17/14		FLORIDA STATE	SECN+	L 54-84
at Savannah Invitational						
Tue. 21	--	--		vs. Richmond (1)	none	W 87-80
Wed. 22	--	--		vs. Stetson (1)	none	L 71-85
Thu. 23	--	--		vs. Savannah State (1)	none	W 90-40
Tue. 28	--	--		JACKSONVILLE	SECN+	W 69-59
<b>DECEMBER (4-3)</b>						
Sun. 3	--	rv		at Oklahoma (2)	FOXspts	W 80-61
Wed. 6	--	12		OHIO STATE (DH)	SECN+	L 77-103
Sun. 10	--	--		MARSHALL	SEC Network	W 74-69
<b>GATOR HOLIDAY CLASSIC</b>						
Wed. 20	--	--		CHATTANOOGA (3) (DH)	SECN+	L 60-65
Thu. 21	--	--		SAINT JOSEPH'S (3)	SECN+	W 71-51
Wed. 27	--	--		DELAWARE STATE	SECN+	W 85-51
Sun. 31	--	--		at Auburn*	ESPN2	L 55-84
<b>JANUARY</b>						
Thu. 4	--	--		ALABAMA*	SECN+	L 54-63
Sun. 7	--	--		at Ole Miss*	SECN+	L-2OT 75-78
Thu. 11	--	--		KENTUCKY*	SECN+	7 p.m.
Sun. 14	--	--		LSU*	SEC Network	1 p.m.
Thu. 18	--	--		at Arkansas*	SEC Network	7 p.m.
Sun. 21	--	--		OLE MISS*	SEC Network	1 p.m.
Thu. 25	--	--		at Mississippi State*	SEC Network	8:30 p.m.
Sun. 28	--	--		GEORIGIA*	SEC Network	2 p.m.
<b>FEBRUARY</b>						
Mon. 5	--	--		at Missouri*	SEC Network	7 p.m.
Thu. 8	--	--		MISSISSIPPI STATE*	SECN+	7 p.m.
Sun. 11	--	--		at South Carolina*	SEC Network	1 p.m.
Thu. 15	--	--		at Texas A&M*	SECN+	8 p.m.
Sun. 18	--	--		VANDERBILT*	SEC Network	1 p.m.
Thu. 22	--	--		TENNESSEE*	SECN+	7 p.m.
Sun. 25	--	--		at Georgia*	SEC Network	12 p.m.
Wed. 28-March 4	--	--		SEC Tournament (4)	SEC Network	12/2:30 p.m.

\*Southeastern Conference Game; DH = Doubleheader ... (1) Savannah Invitational (Savannah Civic Center, Savannah, GA) ... (2) Big 12/SEC Challenge (Norman, OK) ... (3) Gator Holiday Classic (Gainesville, FL) ... (4) SEC Tournament (Bridgestone Arena, Nashville, TN)  
All HOME GAMES will be played at **Exactech Arena at the Stephen C. O'Connell Center** (2020 W. University Drive, Gainesville, FL)

- **TV Information:** SECN = SEC Network; SECN+ = SEC Network +; OOV = opponent online video
- **To Watch the SEC Network:** to go [www.GetSECNetwork.com](http://www.GetSECNetwork.com) for complete channel listing
- **SEC Network +:** Games offered exclusively on WatchESPN and SECNetwork.com through a number of national outlets.
- **SEC NETWORK +**
- **WHAT IT IS:** Also referred to as SEC Network Plus, this is the digital platform for the SEC Network showcasing live SEC athletic events, inclusive of
- **HOW TO WATCH IT:** SEC Network + is only available through WatchESPN (accessible thru the WatchESPN app and on SECNetwork.com) ... To access SEC Network + on WatchESPN, fans must sign in with their credentials from a participating TV provider.

## Florida (8-8, 0-3 SEC) vs.

## Kentucky (8-9, 0-3 SEC)

Exactech Arena (10,151)

Gainesville, Florida

**Thu., January 11 \* 7 pm ET**

The official name is **Exactech Arena at the Stephen C. O'Connell Center**, which we are asking to be used on first mention and opening graphics for broadcasts. Subsequent mentions and in places where space is limited, please use Exactech Arena.

## Gator Game Coverage & More!

**Radio:** ..... ESPN Gainesville 98.1FM & 850AM WRUF  
.....with Tom Collett & Kelly Davis  
**Internet Audio:** ..... link thru FloridaGators.com (FREE)  
**Television:** ..... none  
**Streaming Video:** ..... SEC Network + (WatchESPN app)  
.....with Kyle Crooks & Brittany Davis  
**Internet Scoring:** .....LIVE thru FloridaGators.com  
**Single Game Tickets:** ....Adult, General Admission - **\$1 Day Special**  
..... Children 12 & Under and UF Students - FREE

## Head Coaches

**Florida (8-8, 0-3):** ..... Cameron Newbauer (IUPUI Fort Wayne '01)  
**Overall Record / at UF:** .....87-59 (fifth year) / 8-8 (first year)  
**Ole Miss (8-9, 0-3):** ..... Matthew Mitchell (Mississippi St, '95)  
**Overall Record / at UK:** ..... 279-138 (13th yr) / 249-109 (11th yr)

## Communications/Sports Info. Contacts

**Florida:** ..... Kathy Cafazzo <Kathyc@gators.ufl.edu>  
**Phone Numbers:** ..... O: 352-375-4683 x6133 / C: 352-316-4575  
**Website:** ..... FloridaGators.com  
**Twitter/Instagram:** ..... @GatorsWBK ... @camnew  
**Facebook:** ..... facebook.com/GatorsWBK  
**Kentucky:** ..... Evan Crane (wesley.crane@uky.edu)  
**Phone Numbers:** ..... (859) 257-3838  
**Twitter / Website:** ..... @KentuckyWBB | ukathletics.com

## Opening Tip

\*On thing for sure will happen on Thursday - either Florida or Kentucky will collect its first SEC win of the season.  
The Gators have lost their last three games, while the Wildcats have dropped eight straight outings.  
\*Florida is 5-5 at home this season, while Kentucky is 2-5 on away courts.  
\*The Gators lead the SEC (all games) in 3-pointers made per game (9.6), threes made (153) and fewest personal fouls per game (12.8).  
\*The Wildcats are fourth for turnovers per game (12.9) and fifth for assist/turnover ratio (1.08)

## Florida's Probable Starting Lineup (based on last game's starters)

##	Gator	Pronunciation	POS	HT	CL	Hometown	PPG	RPG	NOTES
12	Paulina Hersler		F	6-3	SR	Malmö, Sweden	11.9	6.7	11 of 16 games in double-figures
44	Haley Lorenzen		F/C	6-3	SR	Iowa City, Iowa	12.4	6.7	8 doub-doubs; 19 pts-10 rebs at Ole Miss
3	Funda Nakkasoglu	FOON-da knock-a-SO-glueG	G	5-8	R-JR	Hampton, Australia	15.7	2.6	40-107 (37.4%) three-pointers; 3 20-point games
00	Delicia Washington	duh-LEE-shuh	G	5-10	SO	Macon, Ga.	10.4	8.6	57 assists; team leader in FTA; 1 triple-double
11	Dyandria Anderson	dee-ANN-dree-uh	G	5-10	SR	Viera, Fla.	11.9	4.3	51 assists, team-best 16 steals

## Off The Bench

15	Sydney Searcy	SIR-see	G	5-7	SO	Ponte Vedra Beach, Fla.	5.2	1.8	19-50 threes (38.0%); started 2nd half at Ole Miss
23	Jalaysha Thomas	jah-LAY-shuh	F	6-2	FR	Ocala, Fla.	2.3	3.6	11.0 minutes; 3-8 threes
24	Mikayla Hayes	mih-KAY-la	F	6-2	FR	Brooklyn Park, Minn.	2.3	1.9	8.8 minutes; started 2nd half at Ole Miss
1	Tamera Johnson	tah-MEIR-ee-uh	G	5-6	FR	Ocala, Fla.	1.0	1.0	12 assists ... 6.1 minutes
5	Elif Portakal	ee-LEAF POOR-ta-call	G	5-9	SO	Istanbul, Turkey	0.8	0.4	6.8 minutes
55	Stephanie Brower		F	5-11	FR	Wesley Chapel, Fla.	0.0	0.0	Walk-on, joined team Dec. 12, 2017; 2 GP; 6 minutes
2	Gabby Seiler	SIGH-ler	G	5-5	SR	Peachtree City, Ga.	--	--	Gator soccer All-American; joined team Jan. 4

## Out for Today/Season

22	Sydney Morang	mur-RANG (like the pie)	G/F	6-0	SO	New Providence, N.J.	4.7	2.3	3 GP - out for season (concussion)
4	Corey Staples		G	5-8	JR	Buford, Ga.	--	--	transfer from Santa Fe College; tore ACL Oct. 28, 2017

**2017-18 FLORIDA GATORS host the KENTUCKY WILDCATS**

# 2017-18 Gator Women's Basketball

## BROADCAST MEDIA SHEET

### Probable Starters Numbers in Orange



**00 DELICIA WASHINGTON**  
 Name pronounced: duh-LEE-shuh  
 GP-GS Min/G FG% 3PT% FT% R/G A/G S B PPG  
 SEASON 16-16 29.8 .345 .260 .520 8.6 3.6 9 0 10.4  
 SEC 3-3 31.3 .276 .222 .600 7.7 4.0 1 0 8.0  
 CAREER 47-46 27.2 .384 .261 .563 6.4 2.3 50 2 10.9

- SO \* G \* 5-10 \* Macclenny, Fla./Baker County H.S.**
- held career-long 8-game double-figure scoring streak (was 4 games), ended vs. Del.St (6 pts, 12 reb)
  - her 3 at Oklahoma (game 8) was 11th of year, surpassing her entire total from last year in 31 games
  - TRIPLE-double vs. Savannah State (12pts,12reb,10ast) - 3rd in pgm history
  - Scored in every game of career but one ... 2017 SEC Co-FR of the Year - first Gator!
  - Has a self-proclaimed 'shopping addiction' - she owns 60-plus pairs of shoes (Nike/Jordans)



**1 TAMERIA JOHNSON**  
 Name pronounced: tah-MEIR-ee-uh  
 GP-GS Min/G FG% 3PT% FT% R/G A/G S B PPG  
 SEASON 13-0 6.1 .333 .000 .625 1.0 0.9 5 0 1.0  
 SEC 2-0 0.5 .000 .000 .000 0.0 0.0 0 0 0.0  
 CAREER 13-0 6.1 .333 .000 .625 1.0 0.9 5 0 1.0

- FR \* 5-6 \* G \* Ocala, Fla. / West Port H.S.**
- 5 rebounds, 2FTs vs. Delaware State (12/27)
  - Only scholarship Gator yet to hit a 3 this season
  - Prep teammates at West Port HS with current Gator freshman Jaylaysha Thomas
  - Verbally committed while standing on sideline of the Gator football game vs Ole Miss on Oct. 3, 2015
  - Ran track for West Port and was part of the school's record-breaking 4x100 team



**2 GABBY SEILER**  
 Name pronounced: SIGH-ler  
 GP-GS Min/G FG% 3PT% FT% R/G A/G S B PPG  
 SEASON --  
 SEC --  
 CAREER --

- SR \* G \* 5-5 \* Peachtree City, Ga. / McIntosh H.S. / Univ. of Georgia**
- first day with WBB team was Jan. 4 at shootaround - sat on bench with team that night ... 1st practice Jan. 9 ... Gator soccer 2017 captain; United Soccer Coaches 3rd Team All-American and 3x 1st Team All-SEC ... Played 1st 2 years at Georgia, transferred to UF, sat 1 year, before playing final 2 years at UF ... Recruited in HS by Cam Newbauer to Georgia WBB, but opted for soccer
  - broke boys/girls HS's scoring record by Jeff Sheppard, who starred at Kentucky; eventually 2,000+ pts




**3 FUNDA NAKKASOGLU**  
 Name pronounced: FOON-da knock-a-SO-gue  
 GP-GS Min/G FG% 3PT% FT% R/G A/G S B PPG  
 SEASON 14-14 35.0 .434 .374 .783 2.6 2.6 7 0 15.7  
 SEC 3-3 39.0 .350 .357 .750 0.7 2.3 2 0 14.7  
 CAREER 74-73 34.9 .413 .347 .840 2.8 4.2 77 4 18.5

- R-JR \* G \* 5-8 \* Hampton, Australia / Utah State University**
- left Richmond game at 1:57 remaining with ankle injury and DNP next 2 nights vs. Stetson, Sav.State
  - doub-figure scoring in all but 2 games this year ... 7 treys vs. Richmond = T-3rd-most/game in UF history
  - Over a 10-game stretch during 2015-16 made **51 straight FTs** ... Played in and started all but one game of her 60-game Utah State University career = averaged 19.1 ppg and amassed 1,149 points
  - Spent 2016 summer with Turkish Senior National Team; among players at tryouts for 2016 Olympics



**5 ELIF PORTAKAL**  
 Name pronounced: ee-LEAF POOR-ta-call  
 GP-GS Min/G FG% 3PT% FT% R/G A/G S B PPG  
 SEASON 16-0 6.8 .190 .154 .750 0.4 0.6 0 0 0.8  
 SEC 3-0 3.0 .000 .000 .000 0.0 0.0 0 0 0.0  
 CAREER 35-0 6.8 .237 .211 .500 0.5 0.8 4 0 0.7

- SO \* G \* 5-9 \* Istanbul, Turkey / Ugur H.S.**
- Led UF in assists vs. Chattanooga & St. Joe's - first times in career led team in a stat category
  - Played in every game this year ... led team with 3 assists vs. Chattanooga (1st time in career)
  - 2017: Played in 19 of 31 games, all off the bench ... did not score in final 10 games
  - Missed 10 games w/ broken bone in right foot (1st game missed: at FSU Dec. 8) ... returned Jan. 22 at Georgia - entered game 5:13 (2Q) and made FT 9 seconds later



**11 DYANDRIA ANDERSON**  
 Name pronounced: dee-ANN-dree-uh  
 GP-GS Min/G FG% 3PT% FT% R/G A/G S B PPG  
 SEASON 16-16 32.0 .438 .359 .719 4.3 3.2 16 3 11.9  
 SEC 3-3 38.0 .462 .412 .600 4.0 2.3 5 1 11.3  
 CAREER 107-65 23.2 .409 .289 .708 3.3 2.4 143 27 5.9

- SR \* G \* 5-10 \* Viera, Fla./Viera H.S.**
- took 13 games to hit 26 threes this season - more than she hit in last 3 years combined (91 games)
  - big jump in scoring average from last year (7.2 ppg)
  - reset career-high scoring three times this season - most recently 29 pts at Oklahoma; career-high 21 pts vs. Stetson (5-11 threes), with the final two accounting for 500th career pt
  - 2017: 1 of 2 Gators who started every game and 1 of 5 who played in all 31 games




**12 PAULINA HERSLER**  
 GP-GS Min/G FG% 3PT% FT% R/G A/G S B PPG  
 SEASON 16-16 30.2 .474 .369 .719 6.7 1.1 9 8 11.9  
 SEC 3-3 36.0 .444 .267 .667 9.7 0.7 4 1 10.7  
 CAREER 112-18 13.1 .394 .337 .720 2.4 0.3 35 30 3.8

- SR \* F \* 6-3 \* Malmo, Sweden / Igelstavikens Gymnasium / UCLA**
- during 10th game at UF, dished her 12th assist and equaled entire last year's 34-game total at UCLA
  - Four-point-play vs. Ohio State ... career-high 19 pts vs. St. Joe's
  - 100th career game vs. Richmond (11/21/17) ... logged 1st double-double of career vs. Ark State (Nov. 14), 12 pts, career-high 11 rebs ... 15 pts in season-opener was a then-career-high (12 pts, twice)
  - Missed first 2 weeks of 2017 Fall semester competing at the 2017 World Univ. Games




**15 SYDNEY SEARCY**  
 Name pronounced: SIR-see  
 GP-GS Min/G FG% 3PT% FT% R/G A/G S B PPG  
 SEASON 14-2 16.7 .381 .380 .400 1.8 0.9 4 0 5.2  
 SEC 3-0 18.3 .214 .111 .200 3.0 0.3 1 0 2.7  
 CAREER 45-2 13.4 .364 .293 .531 1.2 0.8 28 3 3.2

- SO \* G \* 5-7 \* Ponte Vedra Beach, Fla./Nease H.S.**
- scored in every game she played except two this year (at Oklahoma; at Ole Miss, missed 2FTs in 2OT period); started 2nd half at Ole Miss
  - DNP vs. Chattanooga & St. Joe's (concussion vs. Marshall) - first games missed in career
  - 2nd career start vs. Savannah State = career-best 20 pts (6-12 threes); 1st career start vs. Stetson and tied career-high w/ 11 pts



**23 JALAYSHA THOMAS**  
 Name pronounced: jah-LAY-shuh  
 GP-GS Min/G FG% 3PT% FT% R/G A/G S B PPG  
 SEASON 16-0 11.0 .517 .375 .571 3.6 0.4 2 1 2.3  
 SEC 3-0 4.7 .000 .000 .000 1.0 0.3 0 0 0.0  
 CAREER 16-0 11.0 .517 .375 .571 3.6 0.4 2 1 2.3

- FR \* F \* 6-2 \* Ocala, Fla. / West Port H.S.**
- 12 rebounds vs Savannah State ... 1st career 3-pter vs. Richmond (11/21/17) ... first Gator pts came on an offensive rebound putback in opener
  - Born in Gainesville ... Prep teammates at West Port HS with current Gator freshman Tameria Johnson
  - Verbally committed while standing on the sideline of the Gator football game against Ole Miss 10/3/15
  - senior year at West Port averaged 14.8 points per game and 13.1 rebounds per game




**24 MIKAYLA HAYES**  
 Name pronounced: mih-KAY-la  
 GP-GS Min/G FG% 3PT% FT% R/G A/G S B PPG  
 SEASON 16-0 8.8 .382 .333 .529 1.9 0.2 2 4 2.3  
 SEC 3-0 11.0 .571 1.000 .000 2.0 0.3 1 1 3.0  
 CAREER 16-0 8.8 .382 .333 .529 1.9 0.2 2 4 2.3

- FR \* F \* 6-2 \* Brooklyn Park, Minn. / Park Center H.S.**
- started 2nd half at Ole Miss ... 17 minutes in SEC debut (at Auburn) - 2 pts, 2 rebs ... first career 3-pointer vs. Savannah St ... first Gator pts came with 1 second remaining in season-opener
  - First Gator signee from the state of Minnesota ... Prep: totaled more than 1,500 pts, 1,000 rebs and 400 blocks ... all-time leader for rebs and blocks
  - mom Dana Joubert Hayes played basketball at Univ. of Minnesota (1988-92) and pro overseas



**44 HALEY LORENZEN**  
 GP-GS Min/G FG% 3PT% FT% R/G A/G S B PPG  
 SEASON 16-16 30.9 .497 .350 .854 9.3 2.3 12 6 12.4  
 SEC 3-3 35.0 .462 .500 1.000 7.7 3.3 2 2 11.0  
 CAREER 106-90 25.4 .495 .391 .673 5.8 1.0 89 106 9.8

- SR \* F \* 6-3 \* Iowa City, Iowa/Iowa City H.S.**
- 1,000th career pt vs. Delaware St (12/27) - UF's 25th 1,000-pt scorer ... Scored in every game EXCEPT ONE that she has played in career - 103-game streak snapped at Auburn (12/31/17)
  - Earned bachelor's degree in Event Management in May of 2017 ... Taking graduate coursework
  - First Gator from the state of Iowa ... Mom All-Am in field hockey & dad AA hoops at U of Iowa; Step-mom, Barb Franke, hoops star at U-Wis



**55 STEPHANIE BROWER**  
 GP-GS Min/G FG% 3PT% FT% R/G A/G S B PPG  
 SEASON 2-0 3.0 .000 .000 .000 0.5 0.0 0 0 0.0  
 SEC --  
 CAREER 2-0 3.0 .000 .000 .000 0.5 0.0 0 0 0.0

- FR \* F \* 5-11 \* Wesley Chapel, Fla. / Wiregrass Ranch H.S.**
- Officially joined the team as a walk-on on Dec. 12, 2017
  - played in 2 games - totaled 6 minutes, 1 rebound
  - played final 2 minutes vs. St. Joseph's and picked up one foul
  - eligible to play immediately



**22 SYDNEY MORANG**  
 Name pronounced: mur-RANG (like meringue pie)  
 GP-GS Min/G FG% 3PT% FT% R/G A/G S B PPG  
 SEASON 3-0 16.7 .385 .400 .000 2.3 0.7 1 0 4.7  
 SEC --  
 CAREER 30-9 16.8 .286 .277 .333 1.8 0.6 13 5 3.3

- SO \* G/F \* 6-0 \* New Providence, N.J. / New Providence H.S.**
- Coach announced Nov. 27 she will miss remainder of season and seek a medical redshirt
  - did not travel to Savannah Invitational (concussion)
  - a lefty (only one on team)
  - 27 of 32 career FGs are 3-pointers
  - in 2017: started 9 of 27 games played - all in SEC play ... career-high of 12 pts twice and all from 3s



**4 COREY STAPLES**  
 GP-GS Min/G FG% 3PT% FT% R/G A/G S B PPG  
 SEASON --  
 SEC --  
 CAREER --

- JR \* G \* 5-8 \* Buford, Ga. / Buford H.S. / Santa Fe College**
- Tore left ACL on first day of practice, surgery on Oct. 25, 2017 in Gainesville
  - A preferred walk-on transfer from Santa Fe College located in Gainesville, Fla.
  - Coached at Santa Fe by Gator letterwinner Chanda Stebbins
  - Has two years of eligibility remaining
  - Buford HS record in the triple jump at 37-1.5" and finished third at the state meet as a 10th grader

OUT for season Injury (ACL) concussion

# 2017-18 Gator Women's Basketball

## Today's Match Up

### Kentucky's Probable Starters

Pos	#	Name	HT	YR	PPG	RPG
F	20	Dorie Harrison	6-3	FR	4.7	3.9
C	45	Alyssa Rice	6-3	SR	8.4	7.5
G	4	Maci Morris	6-0	JR	16.1	4.2
G	22	Makenzie Cann	6-1	SR	8.0	3.8
G	24	Taylor Murray	5-6	JR	9.6	5.1

## Stat Comparisons

(All Games)

### Stat Check ..... Florida ..... Kentucky

Record	8-8	8-9
FG%	42.4%	40.7%
3FG%	34.4%	35.7%
FT%	66.4%	69.8%
Points Per Gm	72.1	68.7
Points Allowed	69.3	62.5
FG% Defense	38.9%	38.7%
3FG% Defense	29.9%	32.8%
Scoring Margin	+2.8	+6.2
Reb Margin	+6.3	+4.1
Assists PG	15.3	13.9
Turnover Margin	-5.5	+2.2
Steals PG	4.2	6.3
Blocks PG	1.4	4.0

## Stat Comparisons

(SEC Games, ONLY)

### Stat Check ..... Florida ..... Kentucky

Record	0-3	0-3
FG%	38.0%	32.0%
3FG%	32.1%	26.3%
FT%	62.2%	76.9%
Points Per Gm	61.3	53.7
Points Allowed	75.0	64.3
FG% Defense	37.8%	38.3%
3FG% Defense	26.0%	36.2%
Scoring Margin	-13.7	-10.7
Reb Margin	-5.0	-11.7
Assists PG	13.7	10.0
Turnover Margin	-10.7	+4.0
Steals PG	5.3	7.0
Blocks PG	1.7	2.3

## Additional Hoopla for Thursday

Sponsored by 100.5 The BUZZ

- Student Tailgate** - Students, arrive early for FREE food from Moe's Southwest Grill ... Location—O'Connell Center Practice Court
- Basic Night** - Bring your besties to the game and take a #selfie to post on your story. Additional giveaways at the game for students ... Location—O'Connell Center Practice Court
- Goggle Foam Finger Giveaway** - The first 500 fans will receive a 3 goggle foam finger ... Location—Main Atrium
- \$1 Day** - All general admission tickets are \$1 and hot dogs are available for \$1 as well ... \*Deal available until halftime; 2 per person\*
- UMMP/FOS Reception** - University Minority Mentor Program and Florida Opportunity Scholars can participate in a pre-game social at Ben Hill Griffin Stadium
- Dance Marathon Check In** - Greek organizations invited to attend game and receive spirit points toward their organization. Organization with highest attendance and highest percentage receive cash prizes ... Location-Practice Court

## Florida vs. Kentucky

53-Game Series: UF trails 25-28 (UF Home: 13-9; Away: 9-14; Neutral: 3-5)

Date	UF Rank	Opp Rank	Result	UF	Opp	Diff	Site	Code
Dec. 15, 1978	--	--	L	69	80	-11	A	10
Dec. 31, 1981	--	16	L	61	97	-36	A	
Feb. 25, 1982	--	17	L	87	89	-2	H	
Dec. 21, 1982	--	5	L	66	71	-5	A	
Feb. 22, 1983	--	8	L	68	78	-10	H	
Dec. 22, 1983	--	20	W	68	66	+2	A	
Feb. 3, 1984	--	--	L	61	75	-14	H	
Jan. 26, 1985	--	15	W	69	64	+5	H	
Feb. 15, 1985	--	19	W	57	54	+3	H	
Jan. 18, 1986	--	--	W	68	66	+2	H	
Feb. 14, 1987	--	--	L	76	83	-7	A	
Mar. 4, 1987	--	--	L	53	75	-22	N	30
Jan. 23, 1988	--	--	W	68	64	+4	H	
Feb. 11, 1989	--	--	L	90	97	-7	A	
Mar. 1, 1989	--	--	W	67	64	+3	N	30
Feb. 10, 1990	--	--	L	70	84	-14	H	
Mar. 2, 1990	--	--	W	70	54	+16	N	30
Feb. 23, 1991	--	--	L	65	67	-2	A	
Feb. 29, 1992	--	--	W	77	73	+4	H	
Feb. 28, 1993	--	--	W	72	69	+3	A	
Jan. 4, 1994	--	--	W	81	64	+17	H	
Jan. 4, 1995	16	--	L	55	63	-8	A	
Dec. 16, 1995	27	--	W	69	46	+23	N	53
Feb. 13, 1997	10	--	W	77	53	+24	A	
Jan. 4, 1998	12	--	W	100	58	+42	H	
Jan. 28, 1998	14	--	W	70	63	+7	A	
Jan. 3, 1999	20	--	W	77	63	+14	A	
Jan. 28, 1999	--	--	L	70	80	-10	H	
Jan. 10, 2000	--	--	L	58	72	-14	H	
Jan. 7, 2001	14	--	W	85	48	+37	A	
Feb. 14, 2002	14	--	W	81	59	+22	H	
Feb. 20, 2003	--	--	L	47	49	-2	A	
Feb. 8, 2004	24	--	W	76	56	+20	H	
Feb. 10, 2005	--	--	W	70	59	+11	A	
Jan. 12, 2006	--	--	L	65	80	-15	H	
Feb. 5, 2006	--	21/23	W	68	61	+7	A	
Mar. 3, 2006	23	--	L	70	88	-18	N	84
Feb. 4, 2007	--	--	L	74	84	-10	A	
Feb. 25, 2007	--	--	W	83	79	+4	H	
Jan. 10, 2008	--	--	L	58	60	-2	A	
Jan. 29, 2009	12/15	--	W	74	59	+15	H	
Feb. 18, 2010	--	16/16	L	51	77	-26	A	
Jan. 20, 2011	--	19/19	L	58	59	-1	H	
Jan. 1, 2012	--	6	L	56	59	-3	H	
Jan. 22, 2012	--	6	L	52	57	-5	A	
Mar. 2, 2012	--	10/9	L	67	71	-4	N	81
Jan. 3, 2013	--	6/6	L	69	76	-7	A	
Jan. 5, 2014	--	6/6	W	83	73	+10	A	
Feb. 9, 2014	--	15/13	W	86	80	+6	H	
March 7, 2014	--	14/15	L	70	75	-5	N	94
Jan. 15, 2015	--	10/11	L	56	62	-6	A	
Jan. 31, 2016	rv/rv	12	W	85	79	+6	H	
March 4, 2016	25/24	13	L	69	92	-23	N	109
Feb. 19, 2017	--	--	L	48	73	-25	A	

10 = Lady Kat Invitational - Lexington, Ky.

30 = SEC Tournament - Albany, Ga.

53 = Milk Challenge - Orlando, Fla.

81 = SEC Tournament - Nashville, Tenn.

84 = SEC Tournament - North Little Rock, Ark.

94 = SEC Tournament - Duluth, Ga.

109 = SEC Tournament - Jacksonville, Fla.

### UF's Longest Series Histories

School	Games Played	Overall W	L
1 Florida State	74	42	32
2 Georgia	70	17	53
3 Alabama	58	28	30
4 Auburn	57	21	36
5 Vanderbilt	56	23	33
<b>6 Kentucky</b>	<b>54</b>	<b>25</b>	<b>29</b>
7 Tennessee	54	4	50
8 Mississippi St.	46	25	21
9 Miami (Fla.)	42	28	14
10 LSU	41	14	27

### All-Time Series Records vs. SEC Opponents (includes all meetings)

Opponent	Overall W/L	Home W/L	Away W/L	Neutral W/L	Series Streak	Last Meeting
Alabama	28-30	16-8	9-12	3-10	Lost 1	L, 63-54, 1/4/18 (H)
Arkansas	27-9	12-3	10-5	5-1	Won 4	W: 71-61, 3/1/17 (N)
Auburn	21-36	11-11	6-16	4-9	Lost 2	L, 84-55, 12/31/17 (A)
Georgia	17-53	11-23	6-28	0-2	Won 2	W: 65-58, 2/26/17 (H)
<b>Kentucky</b>	<b>25-29</b>	<b>13-9</b>	<b>9-15</b>	<b>3-5</b>	<b>Lost 2</b>	<b>L, 67-48, 2/19/17 (A)</b>
LSU	14-27	8-12	5-14	1-1	Lost 1	L: 78-67 1/5/17 (A)
Mississippi	20-17	8-10	12-6	0-1	Lost 2	L2OT:78-75, 1/7/18(A)
Mississippi St.	25-21	13-7	8-13	4-1	Lost 3	L: 49-82, 1/12/17 (A)
Missouri	0-6	0-3	0-3	0-0	Lost 6	L: 74-67, 2/16/17 (H)
South Carolina	20-16	8-9	10-7	2-0	Lost 8	L: 62-81, 1/8/17 (H)
Tennessee	4-50	2-20	2-21	0-9	Lost 2	L, 75-84, 1/26/17 (H)
Texas A&M	1-7	1-2	0-4	0-1	Lost 3	L: 67-48, 3/2/17 (N)
Vanderbilt	23-33	11-13	9-17	3-4	Won 2	W, 93-73, 2/29/17 (A)
<b>OVERALL</b>	<b>225-334</b>	<b>113-129</b>	<b>87-160</b>	<b>25-44</b>	<b>Lost 4</b>	

## Last 2 Meetings: UF vs. Kentucky

### Official Basketball Box Score -- Game Totals -- Final Statistics

#### Florida vs Kentucky

02/19/17 1:02 pm at Memorial Coliseum- Lexington, KY

Florida 48 • 13-14, 4-10

#	Player	Total		3-Ptr		Rebounds		PF	TP	A	To	Blk	Stl	Min	
		FG-FGA	FT-FTA	FG-FGA	FT-FTA	Off	Def								Tot
01	Williams,Ronni	f	5-13	0-0	2-3	2	4	6	1	12	2	8	0	0	35
22	Morang,Sydney	f	4-8	2-5	0-0	1	2	3	1	10	0	0	0	0	34
24	Fleming,Tyshara	c	5-9	0-0	0-0	5	3	8	5	10	1	1	0	2	22
00	Washington,Delicia	g	6-12	0-2	2-4	1	2	3	2	14	3	4	0	1	30
11	Anderson,Dyandria	g	1-2	0-0	0-0	0	2	2	0	2	3	6	0	0	38
05	Portakal,Elif	g	0-0	0-0	0-0	0	0	0	0	0	0	0	0	0	1
15	Searcy,Sydney	g	0-0	0-0	0-0	1	0	1	1	0	1	0	0	0	6
23	Copeland,Brooke	g	0-3	0-3	0-0	1	3	4	2	0	1	3	1	1	34
Team						0	1	1			1				
Totals			21-47	2-10	4-7	11	17	28	12	48	11	23	1	4	200

1st FG %:	9-18	50.0%	2nd:	7-12	58.3%	3rd:	4-9	44.4%	4th:	4-13	30.8%	Game:	21-47	44.7%	Deadball	
3FG %:	0-1	0.0%	1-4	25.0%	0-2	0.0%	1-3	33.3%	2-10	20.0%	Rebounds					
FT %:	0-0	0.0%	0-0	0.0%	2-3	66.7%	2-4	50.0%	4-7	57.1%						

Kentucky 67 • 19-8, 10-4

#	Player	Total		3-Ptr		Rebounds		PF	TP	A	To	Blk	Stl	Min	
		FG-FGA	FT-FTA	FG-FGA	FT-FTA	Off	Def								Tot
13	Akhatov, Evelyn	f	8-10	0-0	3-5	4	5	9	3	19	2	4	0	3	34
45	Rice, Alyssa	c	0-1	0-0	2-2	2	4	6	2	2	0	1	2	0	18
04	Morris, Maci	g	7-14	1-5	0-0	0	3	3	2	15	1	5	1	1	35
24	Murray, Taylor	g	2-7	0-0	0-0	2	1	3	1	4	11	1	0	4	34
25	Epps, Makayla	g	6-15	2-6	0-0	2	1	3	0	14	3	1	0	1	35
00	Halsel, LaShae	g	0-0	0-0	0-0	0	0	0	0	0	0	0	0	0	1
15	Hardin, Jessica	g	1-1	1-1	0-0	0	0	0	0	3	0	0	0	0	3
20	Poffenberger, Paige	g	0-0	0-0	2-2	0	0	0	0	2	0	0	0	0	1
22	Cann, Makenzie	g	1-6	1-6	0-0	0	1	1	1	3	1	1	0	0	27
32	Roper, Jaida	g	1-2	1-1	2-2	0	0	0	3	5	0	1	0	0	12
Team						3	2	5			1				
Totals			26-56	6-19	9-11	13	17	30	12	67	18	15	3	9	200

1st FG %:	9-18	50.0%	2nd:	4-11	36.4%	3rd:	7-15	46.7%	4th:	6-12	50.0%	Game:	26-56	46.4%	Deadball	
3FG %:	2-5	40.0%	1-6	16.7%	1-3	33.3%	2-5	40.0%	6-19	31.6%	Rebounds					
FT %:	0-0	0.0%	2-3	66.7%	4-4	100.0%	3-4	75.0%	9-11	81.8%						

Officials: Bob Trammell, Brian Garland, Eric Koch

Technical fouls: Florida-None. Kentucky-None.

Attendance: 6604

Score by periods	1st	2nd	3rd	4th	Total
Florida	12	15	10	11	48
Kentucky	20	11	19	17	67

	Points	In Paint	Off T/O	2nd Chance	Fast Break	Bench
UF	32	10	5	0	0	0
UK	32	24	25	10	13	

Score tied - 2 times. Lead changed - 0 times.

Last FG - UF 4th-00:49, UK 4th-01:55. Largest lead - UF None, UK by 22 4th-01:55. UF led for 00:00, UK led for 38:15. Game was tied for 02:13.

### Game 27: Kentucky 67, Florida 48 February 19, 2017 \* Memorial Coliseum \* Lexington, Ky.

Four Gators netted a double-figure scoring effort paced by freshman Delicia Washington's 14 points but it wasn't enough as Florida dropped a 67-48 decision to Kentucky at Memorial Coliseum on Sunday afternoon in front of crowd of 6,604.

Kentucky used a handful of mini runs and Florida was able to counter most of them and get back within two points. The Gators has just finished whittling a 10-point deficit down to two, 31-29, early in the second half.

That's when the Wildcats used a 15-4 run and took a 47-33 lead with 2:10 remaining in the third.

The teams traded buckets for the next several minutes into the fourth quarter and Florida wouldn't counter, as the Wildcats led by as many as 22 in the final frame in route to their fourth straight win.

In what has usually been a back and forth affair between the two teams, there were only two tied scores in Sunday's game and Florida never managed to take a lead. The previous six meetings between Florida and Kentucky featured a combined 48 lead changes and 35 tied scores

#### Double-Digit Gators

- **Delicia Washington:** 14 points; 16th double-figure scoring game
- **Ronni Williams:** 12 points; 23rd double-figure scoring game this year and 73rd of career
- **Sydney Morang:** 10 points; third double-figure scoring game -- all have come in SEC games
- **Senior Tyshara Fleming:** 10 points, team-high eight rebounds; 10th double-figure scoring game this year, 14th of career

#### Top Scoring Wildcat

- Evelyn Akhatov led three Wildcats in double-figure scoring with 19 points and a game-high nine rebounds.

#### Numbers of Note

- **Ronni Williams,** who has 1,398 career points, moved into a tie for 14th place on UF's all-time scoring chart with Rhonja Smith (1987-91)
- **Dyandria Anderson** topped the career 400-point mark
- Kentucky scored 24 points off of 23 Gator turnovers
- Kentucky held the 30-28 rebounding advantage, with the Wildcats converting 13 offensive rebounds into 25 points, while Florida managed just five points off of 11 offensive boards.
- This was Florida's 19th road game of the season.

#### UF Head Coach Amanda Butler Postgame:

"It was a really tough game. I felt like it was ugly in a lot of ways. We obviously needed to play better than we did. We turned the ball over too much and I think that led to some easy scores for them. We didn't play with as much half-court composure on offense than them, but you have to give Kentucky credit for getting those steals and causing those turnovers and converting those points. I thought those 3s that they hit were really timely. It really brought energy for them and we have to play with a lot more fight with the situation that that we're in right now. We can't have patches of fight. That has kind of been our trademark. We need to go 40 minutes of all-out effort and we're learning how to do that. Our younger players are learning how to do that, play with adversity."

On Kentucky outscoring them 25-5 down the stretch being part of that fight she wants...

"It's one of those areas where we don't look for excuses or anything. One of those areas where we really miss Haley Lorenzen. We're one of the best offensive rebounding teams in the league but one of our best offensive rebounders wasn't available tonight and our guards needed to pick up the slack more and that didn't happen. That, again, is where we are inexperienced and that we have to learn. Nobody is going to feel sorry for you when you have a player out or unexpected injuries. You have got to try to fill that hole with extra effort, extra fight and two or three percent of extra energy, whatever you need to do to contribute and we didn't do that. We left some of those holes open."

GAME 30: #13 Kentucky vs #25/24 Florida [SEC QUARTERFINALS]

03/04/16 2:34 pm at VETERANS MEMORIAL ARENA-JACKSONVILLE, FL

VISITORS: #13 Kentucky 23-6

#	Player Name	TOT-FG		3-PT		REBOUNDS		PF	TP	A	To	Blk	S	MIN	
		FG-FGA	FT-FGA	FG-FGA	FT-FGA	OF	DE								TOT
01	Camara, Batouly.....	f	5-6	0-0	2-4	1	4	5	3	12	0	3	2	0	19
13	Akhatov, Evelyn.....	f	5-8	0-0	2-2	4	7	11	1	12	2	1	3	1	28
03	Thompson, Jane.....	g	7-13	4-7	1-1	0	1	1	2	19	4	3	0	0	38
04	Morris, Maci.....	g	2-10	2-5	4-4	1	4	5	3	10	1	2	0	0	22
25	Epps, Makayla.....	g	9-17	0-3	4-6	3	4	7	1	22	7	3	0	3	33
02	Jakubcova, Ivana.....	g	0-1	0-1	0-0	0	0	0	0	0	0	0	0	0	4
24	Murray, Taylor.....	g	2-5	1-2	0-0	0	1	1	0	5	1	2	0	3	18
35	Jennings, Alexis.....	g	1-3	0-0	2-2	4	4	8	3	4	0	3	0	0	15
45	Rice, Alyssa.....	g	3-7	0-0	2-2	2	7	9	3	8	1	0	1	0	23
TEAM						2	2	4							
Totals			34-70	7-18	17-21	17	34	51	16	92	16	17	6	7	200

TOTAL FG% 1st Half:	16-37	43.2%	2nd Half:	18-33	54.5%	Game:	48.6%	DEADB	
3-Pt. FG% 1st Half:	4-11	36.4%	2nd Half:	3-7	42.9%	Game:	38.9%	REBS	
F Throw % 1st Half:	6-8	75.0%	2nd Half:	11-13	84.6%	Game:	81.0%	2,1	

HOME TEAM: Florida 22-8

#	Player Name	TOT-FG		3-PT		REBOUNDS		PF	TP	A	To	Blk	S	MIN	
		FG-FGA	FT-FGA	FG-FGA	FT-FGA	OF	DE								TOT
01	Williams,Ronni.....	f	4-11	0-0	2-3	3	5	8	4	10	0	3	2	0	28
21	Christinaki,Eleanna.	f	5-13	1-3	1-2	3	1	4	1	12	1	0	0	2	28
44	Lorenzen,Haley.....	f	2-6	0-0	0-0	2	4	6	3	4	0	3	2	0	17
04	Needles,Carlie.....	g	5-13	5-11	0-0	0	1	1	3	15	0	2	0	1	29
20	Westbrook,Simone....	g	2-7	1-1	2-2	0	3	3	4	7	4	4	0	1	22
02	Young,Isis.....	g	2-5	1-2	0-0	0	0	0	0	1	5	1	0	2	9
03	Miller,January.....	g	1-6	0-0	0-0	1	1	2	2	2	0	1	0	1	6
13	Peoples,Cassie.....	g	2-10	1-5	0-2	1	1	2	2	5	4	2	0	2	24
15	Dimaitte,Viktorija..	g	0-0	0-0	0-0	0	0	0	0	0	0	0	0	0	1
23	Copeland,Brooke.....	g	0-0	0-0	0-0	0	0	0	0	1	0	0	0	0	4
24	Fleming,Tyshara.....	g	2-3	0-0	2-2	1	1	2	3	6	1	1	0	2	17
32	Batchelor,Carla.....	g	1-3	1-2	0-0	2	1	3	2	3	5	1	0	0	15
TEAM						2	1	3							
Totals			26-77	10-24	7-11	15	19	34	26	69	16	18	5	11	200

TOTAL FG% 1st Half:	12-39	30.8%	2nd Half:	14-38	36.8%	Game:	33.8%	DEADB	
3-Pt. FG% 1st Half:	5-11	45.5%	2nd Half:	5-13	38.5%	Game:	41.7%	REBS	
F Throw % 1st Half:	0-2	0.0%	2nd Half:	7-9	77.8%	Game:	63.6%	5,2	

Officials: TINA NAPIER, METTA ROBERTS, BRIAN GARLAND

Technical fouls: #13 Kentucky-None. Florida-None. Attendance: 4703

Score by Periods	1st	2nd	3rd	4th	Total
#13 Kentucky.....	9	33	28	22	92
#25/24 Florida.....	16	13	20	20	69

Points in the paint-UK 13 42,UF 28. Points off turnovers-UK 13 19,UF 20.

2nd chance points-UK 13 23,UF 10. Fast break points-UK 13 8,UF 4.

Bench points-UK 13 17,UF 21. Score tied-0 times. Lead changed-3 times.

Last FG-UK 13 4th-00:52, UF 4th-00:06.

Largest lead-UK 13 by 28 4th-06:46, UF by 10 1st-04:32.

UK 13 led for 25:30. UF led for 13:02. Game was tied for 00:59.

### Game 30: #1

# 2017-18 Gator Women's Basketball

## First Horn

- Florida returns to Gainesville for a two-game homestand, first playing host to Kentucky on Thursday (Jan. 11) and then to LSU on Sunday (Jan. 14).
- The Gators and Wildcats both are in search of their first SEC win of the season, respectively. UF played at Auburn, vs. Alabama and at Ole Miss. UK played Tennessee, at Texas A&M and vs. Georgia.

## Get There Early

- Senior **Haley Lorenzen** will be officially recognized as a member of Florida's 1,000-point club in a short pregame ceremony before the playing of the National Anthem (when the game clock reads, "00.00").
- Lorenzen topped the scoring milestone during the Dec. 27 home win against Delaware State.
- She is the 25th Gator to score more than 1,000-career points.

## Gators vs. Wildcats: The Series

- 53-Game Series: UF trails 25-28 (UF Home: 13-9; Away: 9-14; Neutral: 3-5)**
- Streak:** Kentucky has won the last two meetings in the series, as well as 10 of the last 13 match-ups.
- 10 of the last 12 meetings have been decided by 10 points or less – with eight of those by six points or fewer.
- The last two meetings, however, been lopsided decisions in Kentucky's favor, which posted a 25-point win last year in Lexington and a 23-point victory in the quarterfinals of the 2016 SEC Tournament.

## Common Opponents

- Florida and Kentucky shared one common non-conference opponents: Marshall
- Both SEC teams posted wins, with the Gators defeating the Herd, 74-69, and the Wildcats getting the 69-39 win.

## Kentucky Team Ties

- Kentucky head coach **Matthew Mitchell** was an assistant coach at Florida for three years (2000-03), serving under former head coaches **Carol Ross** and **Carolyn Peck**.
- The Gators were 51-36 during his three-year stay in Gainesville, where he met his future wife Jenna.

## Cam and Kentucky

- Before being named UF's head coach in late March 2017, **Cam Newbauer** had guided Belmont University into the NCAA Tournament for a second consecutive year.
- His Bruins earned the No. 13 seed and played No. 4-seed Kentucky in Lexington in the first round.
- The Wildcats nipped Belmont in a 73-70 thriller at Memorial Gym.

## Twice the SEC Fun

- During the 2017-18 season's 16-game SEC schedule, the Gators will play Georgia (their 'permanent' rival), Ole Miss and 2017 NCAA national-runner-up Mississippi State twice.

## "Chuck it from the Cheap Seats!"

- The Gators are listening to **Coach Cam Newbauer's** approach to shooting and has told every member of the team to "chuck it from the cheap seats!" (Coach is a HUGE movie guy and the quote is from "Hooters")
- The Gators reset the program record for threes in a game twice already. The new standard stands at 17 after the Nov. 23 performance against Savannah State.
- The team canned 15 three-pointers vs. Richmond (11/21/17) to first break the program record for threes in a game, which was 13 at Arkansas, Feb. 1, 2009.
- Four of the top five single-game records for threes have come under Cam.

## Gators for THREEEEEEE!

- Entering Thursday's game, the Gators are averaging **9.6 three-pointers per game** and converting at a 34.4 percent clip.
- Thru games played **Jan. 9**, UF ranks **tied-No. 11 in the country** in threes per game; and No. 11 in total three-pointers made (153).
- Florida has converted double-digit threes in **EIGHT games this year**, most recently 10 at Ole Miss (Jan. 7).
- It took just **six games for TEN of the 11 players on the scholarship roster to hit at least one trey this season**. Only freshman guard **Tameria Johnson** has yet to have one fall from deep.
- Check out the chart on this page to see the individual three-point shooting improvements by each the Gators!

## What Else do the Gators do well?

- Aside from hitting the three at an SEC-leading rate (all games), Florida does not get fouled. The Gators rank **No. 5 in the country in staying out of foul trouble**, being whistled for just 12.8 fouls per game.
- It wasn't until Florida's **16th game of the season that a Gator (Delicia Washington) fouled out** - and that didn't happen until there was 2:45 remaining in the second-overtime period at Ole Miss!

## NCAA Division I Leaders for 3-Pointers in a Game

(thru games played **Jan. 9**)

Rank	Team	GM	3FG	3PG
1	DePaul	16	201	12.6
2	FGCU	18	216	12.0
3	New Mexico	17	171	10.1
	Idaho	15	151	10.1
5	Texas St.	15	150	10.0
	Belmont	17	170	10.0
8	Saint Francis-PA	16	159	9.9
	Western Ill.	17	169	9.9
9	Central Mich.	14	137	9.8
10	Abilene Christian	14	136	9.7
<b>11</b>	<b>Florida</b>	<b>16</b>	<b>153</b>	<b>9.6</b>
	Oregon	17	163	9.6
	Montana St.	15	144	9.6

## Numbers of Note

### <<< POINTS >>>

- 6** points shy is **Haley Lorenzen (1,044)** of her 1,050th career point
- 7** points shy is **Sydney Searcy (143)** of her 150th career point
- 19** points shy is **Paulina Hersler (431)** of her 450th career point
- 22** points shy is **Dyandria Anderson (628)** of her 650th career point

### <<< REBOUNDS >>>

- 5** rebounds shy is **Paulina Hersler (270)** of her 275th career rebound

### <<< ASSISTS >>>

- 3** assists shy is **Dyandria Anderson (262)** from tying Danielle Santos' (2002-06) 265 - for the 14th-most in UF history

### <<< STEALS >>>

- 7** steals shy is **Dyandria Anderson (143)** of her 150th career steal
- 11** steals shy is **Haley Lorenzen (89)** of her 100th career steal

### <<< BLOCKS >>>

- 4** blocks shy is **Haley Lorenzen (106)** of tying Aneika Henry's 110 swats for the ninth-most in UF history

### <<< GAMES PLAYED >>>

- 1** game shy is **Funda Nakkasoglu (74)** of playing in her 75th career game

### <<< STREAKS & STUFF >>>

- 16** consecutive games with a 3-pointer (went 0-10 vs. Texas A&M in the second round of the 2017 SEC Tournament, March 2, 2017)
- 106** games played by **Haley Lorenzen (with 90 starts)**
- 107** games played by **Dyandria Anderson (with 65 starts)**
- 112** games played by **Paulina Hersler (97 of those were at UCLA)**

## The Coach Cam Influence from THREEEEEEE "Chuck it from the Cheap Seats!"

Gator	2017-18 Treys	3-FG%	Career 3's Entering 2017-18 (games played)
Dyandria Anderson	33	35.9%	25 ... 22.9% (91)
Paulina Hersler	24	36.9%	35 ... 31.8% (96)
Haley Lorenzen	7	35.0%	11 ... 43.2% (90)
Funda Nakkasoglu	40	37.4%	83... 33.6% (60)
Elif Portakal	2	15.4%	5 ... 29.4% (19)
Sydney Searcy	19	38.0%	3 ... 12.0% (31)
Delicia Washington	19	26.0%	10 ... 26.3% (31)

- Freshman forward **Jalaysha Thomas** had never hit a 3 before at any level and sank the first one of her career vs. Richmond (Nov. 21, 2017)
- Freshman forward **Mikayla Hayes** had never hit a 3 before at any level and sank the first one of her career vs. Savannah State (Nov. 23, 2017)

## 2017-18 Gator Women's Basketball

### Associated Press Poll January 8, 2018

1	Connecticut (32).....	800
2	Notre Dame.....	747
3	Louisville.....	741
4	<b>Mississippi State</b> .....	<b>702</b>
5	Baylor.....	661
6	<b>Tennessee</b> .....	<b>641</b>
7	Texas.....	617
8	Oregon.....	559
9	<b>South Carolina</b> .....	<b>557</b>
10	<b>Ohio State</b> .....	<b>520</b>
11	Maryland.....	476
12	<b>Missouri</b> .....	<b>426</b>
13	<b>Florida State</b> .....	<b>373</b>
14	<b>UCLA</b> .....	<b>367</b>
15	West Virginia.....	320
16	Duke.....	280
17	<b>Texas A&amp;M</b> .....	<b>275</b>
18	Arizona State.....	227
18	Iowa.....	227
20	Oklahoma State.....	224
21	Rutgers.....	139
22	Oregon State.....	136
23	Michigan.....	115
24	California.....	67
25	Green Bay.....	51

**Others receiving votes:** Villanova 49, Stanford 30, South Florida 24, Syracuse 22, **Georgia 10**, Marquette 5, **LSU 4**, Utah 3, Brown 2, Ball State 1, Belmont 1, Mercer 1

### WBCA/USA Today Coaches' Poll January 9, 2018

1	Connecticut (32).....	800
2	Notre Dame.....	748
3	<b>Mississippi State</b> .....	<b>731</b>
4	Louisville.....	721
5	Baylor.....	658
6	<b>Tennessee</b> .....	<b>626</b>
7	Texas.....	601
8	<b>South Carolina</b> .....	<b>564</b>
9	Oregon.....	559
10	<b>Ohio State</b> .....	<b>522</b>
11	Maryland.....	473
12	<b>Florida State</b> .....	<b>399</b>
13	<b>Missouri</b> .....	<b>382</b>
14	UCLA.....	368
15	West Virginia.....	363
16	<b>Texas A&amp;M</b> .....	<b>282</b>
17	Iowa.....	265
18	Duke.....	260
19	Rutgers.....	164
20	Michigan.....	154
21	Oregon State.....	148
22	Oklahoma State.....	143
23	Arizona State.....	123
24	Green Bay.....	102
25	South Florida.....	79

**Others receiving votes:** Syracuse 62, Villanova 40, Virginia 13, Georgia Tech 10, California 8, Marquette 8, DePaul 7, Florida Gulf Coast 4, Miami 4, **Georgia 3**, Stanford 2, Ball State 2, USC 1, Virginia Tech 1

### Florida Week-by-Week in the 2017-18 National Polls

Week	WBCA/USA Today	
	AP	Coaches
Preseason	rv (8/11)	-- (7/10)
Nov. 13	rv (8/9)	no poll
Nov. 20	-- (8/11)	-- (7/9)
Nov. 27	-- (8/10)	-- (8/10)
Dec. 4	-- (8/9)	-- (8/10)
Dec. 11	-- (7/9)	-- (7/10)
Dec. 25	-- (6/6)	-- (7/9)
Jan. 1	-- (7/7)	-- (7/7)
Jna. 7	-- (8/10)	-- (7/8)

(opponents in Top-25/total receiving votes)  
**BOLDFACE** indicates 2017-18 opponent

#### Florida in the National Rankings

- All-time weeks in AP poll: **145**
- Highest AP ranking: 5, Nov. 24, 1997
- Highest Coaches' ranking: 5, 11/25/1997
- First AP ranking: 19, Dec. 26, 1983
- Last AP rank: 25, final 2015-16 poll
- Last Coaches' rank: 24, March 14, 2016

#### UF All-Time vs. Ranked Teams

**Overall: 71-204 (0-2 in 2017-18)**  
**Home: 37-76 (0-2 in 2017-18)**  
**Away: 23-97 (0-0 in 2017-18)**  
**Neutral: 11-32 (0-0 in 2017-18)**

#### vs. Specific-Ranked Teams

**Top-5: 5-65 (0-0 in 2017-18)**  
**Nos. 6-10: 11-47 (0-0 in 2017-18)**  
**Nos. 11-25: 54-93 (0-2 in 2017-18)**

#### What Just Happened

- Florida dropped a thrilling 78-75 double-overtime decision at Ole Miss on Sunday.
- The Gators trailed nearly the entire regulation period and by as many as 15 points with 5:37 remaining in the third quarter, before staging their comeback that nearly produced the team's first SEC win.
- Florida had the ball for the final possession with a chance, but couldn't inbound the ball as was whistled for the five-second violation.
- **END OF REGULATION:** Hersler set up for the three-pointer from the top of the arc, but missed and Anderson was there to collect the offensive board for the putback and tied the game with less than one second on the clock. Ole Miss' final play was off the mark and the game headed to overtime.
- **FIRST OT:** Lorenzen came through, however, and converted a pair of free throws with 43.3 seconds left and Nakkasoglu followed with one that gave UF a 70-68 lead with 4.0 seconds on the clock. Alston then drove the lane and dropped in a shot at the buzzer and sent the game into a second overtime, tied at 70.
- **SECOND-OT:** Lorenzen drilled a 3-pointer with 57 seconds remaining for the 75-74 lead. The Rebels couldn't convert and fouled Sydney Searcy, who missed two free throws with 12.2 seconds left. With the clock winding down, Muhammad drove inside and was fouled with 2.7 seconds on the clock, where she made both and then two more to seal the outcome.

#### Gator Watch

- Through 16 games, Florida is averaging a respectable 72.1 points per game, with

all five starters averaging double-figure scoring.

- Top two Gator scorers: **Funda Nakkasoglu** (15.7 ppg) and **Haley Lorenzen** (12.4 ppg)
- Top two rebounders: **Haley Lorenzen** (9.3 pg) and **Delicia Washington** (8.6 pg)
- Assists leaders **Delicia Washington** (57 total, 3.6 pg) and **Dyandria Anderson** (51 total, 3.2 pg)

#### Who's Hot!

- During the **last two games**, four Gators are averaging a double-figure scoring effort, with **Haley Lorenzen** atop the chart with 16.5 points per game.
- **Funda Nakkasoglu** is averaging 14.5 points, connecting on 8-of-22 (36.4%) of her three-pointers.
- **Paulina Hersler** is averaging 10.0 points and a team-best 10.0 rebounds in SEC play.

#### What's Next for the Gators

- Florida caps its two-game homestand on Sunday, when the Gators play host to LSU.
- Tip-off from Exactech Arena at the O'Connell Center is scheduled for 1 p.m. and the game will be televised live by SEC Network with Courtney Lyle and Tamika Catchings calling the action.

#### Lorenzen Honored in Preseason

- **Haley Lorenzen** has been named to the inaugural 2018 Katrina McClain Award watch list.
- The 20-player watch list of candidates for the award named after the two-time All-American and 1987 National Player of the Year, is in its inaugural year and **recog-**

### Baby Gator(s) - a.k.a Florida's Signing Class

**Ariel Johnson** became the first player to sign a National Letter of Intent under new Gator head coach **Cameron Newbauer**, who announced Johnson's commitment to continue her education and athletic career at the University of Florida.

Johnson is a 5-9 guard from Stockton, Calif., where she stars at St. Mary's High School.

#### Johnson at a Glance:

- Enters senior season with the Rams having compiled 870 points, 397 rebounds, 226 assists and 232 steals, while hitting a career-mark of 76 percent (178-233) from the free throw line.
- Junior Year: averaged 15 points, 6.4 rebounds, 4.0 assists and 3.2 steals; team won 18th section title and advanced to the semifinals of the NorCal Open Division; Individual Awards: First Team All-Area by The (Stockton) Record
- Sophomore Year: averaged 8.0 points and 3.6 rebounds; team compiled a 28-1 record and was ranked No. 20 in the final 2015-16 USA Today Super 25
- Freshman Year: averaged 6.6 points and 3.4 rebounds

#### Also of Note:

- Participated in the 2016 USA Women's U17 World Championship Team Trials
- Fourth Gator from California and the first since Brittany Shine, who played at UF from 2010-12

nizes the top power forwards in women's NCAA Division I college basketball.

### A Glance at the New Guy

- **Cameron Newbauer** was hired on March 27, 2017, after four seasons at Belmont University, where he guided the Bruins to the NCAA Tournament his final two years.
- Newbauer logged 79-50 overall record, including a 53-15 spot his final two years.
- Newbauer's teams posted a 41-11 home record, including an impressive 27-1 mark his final two seasons.
- He is the first Gator head coaching hire by UF athletics director **Scott Stricklin**.

### First Day on the Job

- Florida's 10 head coaches have combined to post a 7-3 record in their inaugural game on the Gator sidelines - including **Cam Newbauer's** 82-66 win against Georgia State.
- **Cam Newbauer** was the seventh head coach to open their Gator tenure at home.

### From the Training Room

- Sophomore **Sydney Searcy** missed both games of the Gator Holiday Classic to rest from a concussion sustained during the game against Marshall (Dec. 10).
- She returned to competition against Delaware State (Dec. 27) and scored 11 points (3-4 threes) with four rebounds and 23 minutes.

### Three Newcomers Since Dec. 12

- On Jan. 9, **Danielle Rainey** became the third newcomer to the Gators roster since December 12, when freshman walk-on **Stephanie Brower** became a member of the squad.
- Gator soccer All-American **Gabby Seiler** then officially joined the team on January 4. Brower and Seiler are eligibly immediately.

### Roster Update, Part 4

- **Danielle Rainey**, a 5-foot-10 guard originally from Washington, D.C., has been admitted to the University of Florida and is enrolled in classes for the Spring 2018 semester with the intent of playing with the Gator women's basketball team.
- Rainey spent her freshman year (2016-17) at TCU, where she played in 11 games. She did not play during the fall 2018 semester with the Horned Frogs. Rainey will have three years of eligibility remaining at UF.

### Roster Update, Part 3

- Florida soccer standout **Gabby Seiler [SIGH-ler]**, who is a 2017 United Soccer Coaches Third Team All-American and three-time All-Southeastern Conference First Team performer, joined the Gator women's basketball team and is active to play immediately.
- **Seiler's first interaction with the team was during its Jan. 4 shootaround.** She sat on the bench for that game against Alabama and participated in **official practice on Jan. 9.**
- A 5-foot-5 point guard from Peachtree City, Ga., Seiler scored 17 goals during her collegiate soccer career, including seven

## UF's Three-Point Shooting Record Book

### TEAM

<b>3-PT FIELD GOALS MADE</b>	
17	vs. Savannah State (11/23/17)
15	vs. Richmond (11/21/17)
13	<b>MARSHALL (12/10/17)</b>
13	at Arkansas (2/01/09)
12	at Oklahoma (12/3/17)
12	vs FIU (11/29/09)
11	at LSU (2/25/16)
11	at Ole Miss (1/31/10)
11	at Alabama (2/5/09)
11	UAB (11/24/09)
11	TEMPLE (12/04/04)
11	at Tennessee (2/28/08)
11	TCU (12/16/07)
11	at Richmond (12/25/03)
11	MISSISSIPPI ST. (2/24/96)
11	FIU (3/15/97)
11	UNF (11/19/12)

### 3-PT FG ATTEMPTS

39	vs. Savannah State (11/23/17)
35	<b>MARSHALL (12/10/17)</b>
34	UNF (11/19/12)
33	AUBURN (1/7/10)
32	at Rutgers (12/07/09)
32	WASHINGTON (3/18/01)
32	RICHMOND (11/25/03)
32	MISSISSIPPI ST (2/11/07)
31	<b>GEORGIA STATE (11/11/17)</b>
30	<b>OHIO STATE (12/6/17)</b>
30	vs. Richmond (11/21/17)

### 3-PT FG PERCENTAGE

.673 (8-13)	at Georgia (1/22/92)
.667 (8-12)	at Texas A&M (2/14/13)
.667 (6-9)	OHIO (12/31/91)
.647 (11-17)	at Alabama (2/05/09)
.636 (7-11)	TROY (12/4/12)
.625 (5-8)	FURMAN (12/6/92)
.619 (13-21)	at Arkansas (2/01/09)

### INDIVIDUAL RECORDS

#### Three-Point Field Goals Made

9	Carlie Needles vs. NORTH FLORIDA (11/19/12)
8	Bridget Pettis vs. GEORGIA (11/21/03)
7	<b>Funda Nakkasoglu vs. Richmond (11/21/17)</b>
7	Sha Brooks at Tennessee (2/28/08)
7	Talatha Bingham vs. UCF (2/10/98)
7	Brandi McCain at South Carolina (1/21/01)
7	Brandi McCain vs. Washington (3/18/01)
6	19 times, last <b>Dyandria Anderson</b> at Oklahoma (12/3/17)
5	several times, last: <b>D. Anderson vs. Marshall</b> , 12/10/17

#### Three-Point Field Goals Attempted

26	Brandi McCain vs. Washington (3/18/01)
20	Brandi McCain vs. Arkansas (3/2/01)
17	Carlie Needles vs. NORTH FLORIDA (11/19/12)
16	Talatha Bingham vs. UCF (2/10/98)
15	Bridget Pettis vs. Virginia (3/21/93)
14	Jordan Jones at Rutgers (12/7/09)
14	Brandi McCain at Tulane (12/2/01)
14	Brandi McCain at Miss. State (2/24/02)
14	Brandi McCain at Alabama (2/25/01)
14	Brandi McCain at West Virginia (11/29/00)
14	Brandi McCain at Georgia (1/11/01)
14	Brandi McCain at South Carolina (1/21/01)
14	Brandi McCain vs. SOUTH CAROLINA (1/28/01)

#### Consecutive Games Scoring a 3-Point FG

30	Brandi McCain (2000/01)
23	Jordan Jones (2010)
20	Steffi Sorensen (2009)
20	Bridget Pettis (1993)
19	Kerry Cremeans (1994)
18	Sha Brooks (2007)
16	Jordan Jones (2011)
15	Jordan Jones (2012)
15	Tashia Morehead (2005)
14	Tamia Williams (2005)
12	Jordan Jones (2012)
12	Bridget Pettis (1992)

## 2017-18 Numbers of Note

### 44

This is the **44th season** Florida has sponsored a varsity women's basketball team.

### 9

Florida will play nine of its **13 non-conference games** at home this year after playing just one of 13 on the road last season.

### 8

**Eight** Florida opponents were ranked among the top 20 teams listed in the Associated Press preseason top-25 poll, with three schools ranked in the top-10.

game-winning goals. The Gator's 2017 team captain also recorded 21 assists and was named in 2017 the SEC Offensive and Top Drawer Soccer National Player of Week after scoring the tying goal versus then No. T-1 Stanford and the first goal in 2-1 win versus Syracuse.

- While Seiler has focused her attention on the sport of soccer for the last five years, she was a force on the hardwood during her prep career at McIntosh High School, where she broke the school's all-time scoring record – boys and girls – eventually topping the 2,000-point plateau for her four-year career. The 20-year-old record she broke of 1918 points was held by Jeff Sheppard, who starred at Kentucky where he won two NCAA titles.

## Gator Three-Point Season Records

Rank	Year	GP	3P	3PA	Pct
1	2009	32	221	605	35.0%
2	2010	32	220	727	30.3%
3	2011	35	195	575	33.9%
4	2014	33	188	579	32.5%
5	2013	37	181	552	32.8%
6	2016	31	181	584	31.0%
7	2008	33	179	585	30.6%
8	2012	33	176	599	29.4%
9	2005	29	169	509	33.2%
10	2006	30	162	527	30.7%
11	2001	30	157	519	30.3%
12	2007	31	157	551	28.5%
13	2004	30	156	458	34.1%
14	2018	15	143	412	34.7%
15	1999	33	136	422	32.2%
16	1994	29	135	467	28.9%
17	1997	33	134	450	29.8%
18	2002	29	133	444	30.0%
19	1996	30	131	456	28.7%
20	2015	30	130	448	29.0%
21	2003	28	128	448	28.6%
22	1995	33	117	418	28.0%
23	1998	32	110	351	31.3%
24	2017	29	109	388	28.1%
25	1993	29	107	416	25.7%
26	1992	28	105	340	30.9%
27	2000	34	99	318	31.1%
28	1991	28	63	184	34.2%
29	1990	28	112	25.0%	
30	1989	29	26	92	28.3%
31	1988	27	18	65	27.7%

## Roster Update, Part 2

- **Stephanie Brower** joined the Gator squad on December 12 as a walk-on.
- She was been cleared by compliance and was eligible to play immediately.
- In her debut, she played two minutes vs. Saint Joseph's on December 21.
- Brower will wear jersey No. 55, just the second player to wear the double-nickle, joining Gator All-American Vanessa Hayden.

## Roster Update, Part 1

- **Sydney Morang** did not travel to Savannah, Nov. 21-23 due to concussion recovery. Coach Newbauer announced on Nov. 27 that Morang will sit out the remainder of 2017-18 and seek a medical redshirt this season.
- **Funda Nakkasoglu** did not play against Stetson or Savannah State (Nov. 22-23) after spraining her left ankle with 2:57 remaining in the game against Richmond (Nov. 21). She returned to the Jacksonville game (Nov. 28) and played 28 minutes.

## 11 to Start the Season

- Florida began the 2017-18 season with an 11-player roster.
- Junior transfer **Corey Staples** will redshirt the season. She tore her left ACL during the first day of practice and underwent surgery on Oct. 25. She will have two years of eligibility remaining.
- Coach Cam announced on Nov. 8 that redshirt senior **Simone Westbrook** would no longer be a member of the 2017-18 Gator squad.

## First-Time Florida Foes

- There are three teams on UF's schedule that the Gators played for the first time: Oklahoma (Dec. 3 in Norman, W 80-61), Marshall (Dec. 10 in Gainesville, W 74-69) and Saint Joseph's (Dec. 21 in Gainesville, W 71-51).

## What a different a year makes!

- This time last year, the Gators were packing their bags in the midst of a 12-game season-opening road trip, with Exactech Arena undergoing a massive \$64.5 million renovation.
- Florida **traveled 8,700 miles** before playing its first home game on Dec. 28. It was the team's final non-conference game before the start of the SEC season.
- The Gators begin 2017-18 playing three straight home games to start the season and **nine of the team's 13 non-conference games will be at Exactech Arena.**

## First Degree

- Of UF's three seniors (not including **Gabby Seiler**), two already sport a bachelor's degree!
- **Haley Lorenzen** - Event Management (Summer 2017)
- **Paulina Hersler** - Communications (June 2017 at UCLA)
- **Dyandria Anderson** - Telecommunication-News (targeting a Spring 2018 graduation)

## Lorenzen Joins 1,000-Point Club

Senior **Haley Lorenzen** became the 25th Gator to reach the scoring milestone when she hit a 3 from the top of the arc during the second quarter of the team's win against Delaware State, Dec. 27.

## Quickest Gators to Score 1,000 Career Points

Player	Yrs Played	Yr.	Gms to 1,000
1. Tammy Jackson	1981-85	So.	51 games
2. Quientella Bonner	1977-81	Jr.	53 games
3. Merlakia Jones	1991-95	Jr.	64 games
4. Sophia Witherspoon	1988-91	Sr.	67 games
5. Tonya Washington	1997-00	Sr.	71 games
Brandi McCain	1999-02	Jr.	71 games
7. Sha Brooks	2005-09	Jr.	72 games
8. Rhvonja Smith	1987-91	Jr.	76 games
9. Vanessa Hayden	2001-04	Jr.	77 games
Bernice Mosby	2002-05	Jr.	77 games
11. Murriel Page	1994-98	Jr.	78 games
DeLisha Milton	1993-97	Jr.	78 games
13. Keturah Bell	1982-86	Jr.	82 games
14. Cheryl Fisher	1977-81	Sr.	84 games
15. Marshae Dotson	2005-09	Jr.	85 games
Tiffany Travis	1996-00	Sr.	85 games
LaTonya McGhee	1989-93	Sr.	85 games
18. Tamara Stocks	1997-01	Jr.	97 games
19. Ronni Williams	2013-17	Sr.	99 games
Jaterra Bonds	2010-14	Jr.	99 games
<b>21. Haley Lorenzen</b>	<b>2014-18</b>	<b>Sr.</b>	<b>103 games</b>
22. Janna Bragg	1984-88	Sr.	108 games
23. Jennifer George	2009-13	Sr.	109 games
24. Kayla Lewis	2010-15	Sr.	112 games
25. Talatha Bingham	1995-99	Sr.	125 games

## First Timers

- **Mikayla Hayes** is the first Gator from **Minnesota**
- **Paulina Hersler** - the first from **Sweden**
- **Haley Lorenzen** - the first from **Iowa**
- **Funda Nakkasoglu** - the first from **Australia**
- **Elif Portakal** - the first from **Turkey**

## Home Streak Snapped

- The Nov. 14 loss to Arkansas State halted the Gators' 10-game **non-conference home win streak.**
- Last year, UF won its lone home non-league game.
- The 2015-16 squad won all 8 non-SEC home games.
- The 2014-15 Gators went 6-2, but the streak at the end of the season was one win.

## Honors, Awards, Highlights & More

### TEAM

- 17 three-pointers vs. Savannah State (11/23/17) reset the program record established two nights earlier
- 12 made 3-pointers was one shy of tying Oklahoma's Lloyd Noble Center record for opponent 3-pointers
- 15 three-pointers vs. Richmond (11/21/17) set new program record for threes in a game (was 13 at Arkansas, 2/1/09)
- 68 rebounds vs. Delaware State (12/27/17) were the fourth-most in a game in program history and the most since collecting 70 against New Hampshire (12/28/91)
- 6 turnovers vs. Florida State (11/17/17) tied for the second-fewest in program history
- needed 11 games to pass last year's entire 31-game total of 3-pointers (109)

### INDIVIDUAL

#### Dyandria Anderson

- Named to "NCAA.com's Starting Five" on Dec. 6 after her career-high 29-point game at Oklahoma

#### Paulina Hersler

- Completed a rare 4-point-play vs. Ohio State (Dec. 6)

#### Haley Lorenzen

- 25th Gator to score 1,000 career points (vs. Delaware State, Dec. 27)
- Gator Holiday Classic All-Tournament Team
- 2018 Katrina McClain Award watch list - recognizes the top power forwards in women's NCAA Division I college basketball
- Compiled a 103-game score streak (snapped at Auburn, Dec. 31, 2017)

#### Funda Nakkasoglu

- 7 three-pointers vs. Richmond tied for third-most in a game in UF history

#### Delicia Washington

- Triple-Double (12 pts, 12 rebs, 10 assists) vs. Savannah State (11/23/17) - third one in program history
- Named to the Savannah Invitational All-Tournament Teams
- Took 17 games to dish more than 51 assists and pass her entire total of last season in 31 games



# 2017-18 Gator Women's Basketball

## Florida's Record by Game Location (State & Territories)

(entering game vs. Kentucky)

State/U.S. Territory	Win	Loss
<b>Alabama</b>	<b>20</b>	<b>34</b>
Alaska	0	0
Arizona	2	3
Arkansas	12	9
California	5	8
Colorado	3	2
Connecticut	2	2
Delaware	0	0
District of Columbia	2	1
<b>Florida</b>	<b>497</b>	<b>244</b>
<b>Georgia</b>	<b>21</b>	<b>59</b>
Hawaii	2	1
Idaho	1	1
Illinois	3	5
Indiana	2	2
Iowa	0	1
Kansas	0	0
Kentucky	11	18
Louisiana	6	20
Maine	4	0
Maryland	0	0
Massachusetts	4	0
Michigan	1	1
Minnesota	0	0
<b>Mississippi</b>	<b>23</b>	<b>28</b>
Missouri	0	3
Montana	2	0
Nebraska	0	1
Nevada	3	2
New Hampshire	0	0
New Jersey	6	2
New Mexico	3	1
New York	3	2
North Carolina	6	6
North Dakota	0	0
Ohio	4	2
<b>Oklahoma</b>	<b>2</b>	<b>0</b>
Oregon	0	1
Pennsylvania	7	7
Rhode Island	3	1
South Carolina	14	10
South Dakota	0	0
Tennessee	28	60
Texas	9	9
Utah	0	2
Vermont	0	0
Virgin Islands	0	2
Virginia	8	9
Washington	0	0
West Virginia	2	0
Wisconsin	4	1
Wyoming	0	0
Bahamas	4	2

## University of Florida Quick Facts General Information

Location: ..... Gainesville, Florida  
 Est. Population: ..... 124,491  
 Founded: ..... 1853  
 Enrollment: ..... 54,854  
 Nickname: ..... Gators  
 Colors: ..... Orange & Blue (PMS 172 & 287)  
 Conference: ..... Southeastern (SEC)  
 Home Court: ..... Exactech Arena at the Stephen C. O'Connell Center  
 Capacity: ..... 10,151  
 Press Row Phone: ..... 352-367-1801  
 President: ..... Dr. W. Kent Fuchs (Duke '77)  
 Athletics Director: ..... Scott Stricklin (Miss. State '92)  
 Executive Assoc. AD: ..... Lynda Tealer (San Diego)  
 Office: ..... 352-375-4683  
 Faculty Rep: ..... Dr. Michael Sagas (Utah)  
 Ticket Office: ..... 352-375-4683, ext. 6800  
 Athletic Web Pages: ..... FloridaGators.com  
 Sports Offered (21): ..... Baseball, Basketball (M&W), Football, Cross Country (M&W), Golf (M&W), Gymnastics (W), Lacrosse (W), Soccer (W), Softball, Swimming & Diving (M&W), Tennis (M&W), Indoor/Outdoor Track & Field (M&W), Volleyball (W)

### 2017-18 Coaching Staff

Head Coach: ..... Cameron Newbauer  
 Asst. Coaches: ..... Kelly Rae Finley, ..... Laura Harper & John McCray  
 Dir. of Basketball Operations: ..... Serena Lamar

### 2017-18 Team Information

Letterwinners Return/Lost from 2016-17: ..... 6 / 5  
 Starters Returning/Lost from 2016-17: ..... 3 / 2  
 Eligible Newcomers / Total Newcomers: ..... 6 / 7  
 Eligible SR/JR/SO/FR: ..... 3 / 2 / 4 / 3

### 2016-17 Season Review

Overall Record: ..... 15-16  
 SEC Record (finish): ..... 5-11 (T-11)  
 Postseason: ..... none  
 SEC Tournament: ..... 1-1 (second round)

### Florida Communications

W-Basketball Contact: ..... Kathy Cafazzo  
 Email: ..... KathyC@gators.ufl.edu  
 Office Phone: ..... 352-375-4683, ext. 6133  
 Cell: ..... 352-316-4575  
 FAX: ..... 352-375-4809  
 Web Site: ..... FloridaGators.com  
 Twitter: ..... @GatorsWBK, @camnew  
 Facebook: ..... www.facebook.com/GatorsWBK  
 Instagram: ..... GatorsWBK  
 USPS Mailing Address: UAA Communications  
 ..... PO Box 14485  
 ..... Gainesville, FL 32604  
 Overnight Mailing Address: ..... UAA, Ben Hill Griffin Stadium  
 ..... 121 Gale Lemerand Dr., G'ville, FL 32611

2017-18

## SEC Preseason Coaches' Poll

### Order of Finish

1. South Carolina
2. Mississippi State
3. Missouri
4. Texas A&M
5. Tennessee
6. Kentucky
7. LSU
8. Georgia
9. Alabama
10. Vanderbilt
11. Auburn
12. Ole Miss
- 13. Florida**
14. Arkansas

### Player of the Year

A'ja Wilson, South Carolina

### First Team All-SEC

Raigyne Louis, LSU  
 Victoria Vivians, Mississippi State  
 Morgan William, Mississippi State  
 Sophie Cunningham, Missouri  
 A'ja Wilson, South Carolina  
 Jaime Nared, Tennessee  
 Mercedes Russell, Tennessee  
 Khaalia Hillsman, Texas A&M

### Second Team All-SEC

Caliya Robinson, Georgia  
 Taylor Murray, Kentucky  
 Shandricka Sessom, Ole Miss  
 Teaira McCowan, Mississippi State  
 Cierra Porter, Missouri  
 Jordan Frericks, Missouri  
 Tyasha Harris, South Carolina  
 Anriel Howard, Texas A&M  
 Danni Williams, Texas A&M

<<<<>>>>

2017-18

## SEC Preseason Media Poll

### Order of Finish

1. South Carolina
2. Mississippi State
3. Missouri
4. Tennessee
5. Texas A&M
6. Kentucky
7. LSU
8. Georgia
9. Alabama
10. Auburn
11. Vanderbilt
- 12. Florida**
13. Ole Miss
14. Arkansas

### Player of the Year

A'ja Wilson, South Carolina

### Preseason All-SEC

Victoria Vivians, Mississippi State  
 Morgan William, Mississippi State  
 Sophie Cunningham, Missouri  
 A'ja Wilson, South Carolina  
 Mercedes Russell, Tennessee

## Opening-Day & Home Debut Results for UF Head Coaches

Coach	Opponent	W/L	Score	H/A/N	Date
Cameron Newbauer	Georgia State	Win	82-66	Home	11/11/17
Amanda Butler	Xavier	Win	82-71	Home	11/9/07
Carolyn Peck	Lamar	Win	91-42	Home	11/22/02
Carol Ross	William & Mary	Win	52-50	Away	11/23/90
	<i>Central Florida</i>	<i>Win</i>	<i>86-67</i>	<i>1st Home</i>	<i>11/28/90</i>
Lea Henry	Stetson	Win	84-64	Home	2/14/90
Carol Higginbottom	Florida Southern	Win	84-73	Away	11/26/85
	<i>Stetson</i>	<i>Win</i>	<i>84-64</i>	<i>1st Home</i>	<i>12/3/85</i>
Debbie Yow	Tampa	Win	91-39	Home	11/26/83
Mickie DeMoss	Mercer	Loss	65-99	Away	11/19/79
	<i>South Carolina</i>	<i>Loss</i>	<i>50-98</i>	<i>1st Home</i>	<i>12/1/79</i>
Cathy Davis	Valdosta State	Loss	63-99	Home	11/13/76
Paula Welch	Valdosta State	Loss	47-57	Home	1/13/74



HEAD COACH

# Cameron Newbauer

FIRST YEAR AT UF \* FIFTH YEAR OVERALL

Coach Cam Year-by-Year								
Year	School	Overall	Conference Regular Season	Conference Finish	Home	Away	Neutral	Postseason
2013-14	Belmont	14-18	10-6	1st-East	8-4	5-10	1-4	WNIT 1R
2014-15	Belmont	14-17	11-7	T-4th	6-6	7-9	1-2	none
2015-16	Belmont	24-9	13-3	2nd	13-0	8-8	3-1	NCAA 1R
2016-17	Belmont	27-6	16-0	1st	14-1	13-4	0-1	NCAA 1R
2017-18	Florida	8-8	0-3		5-5	1-2	2-1	
<b>Totals</b>	<b>5 years</b>	<b>87-58</b>	<b>50-19</b>	<b>1 title</b>	<b>46-16</b>	<b>34-33</b>	<b>7-9</b>	<b>2 NCAA</b>
<b>at Belmont</b>	<b>4 years</b>	<b>79-50</b>	<b>50-16</b>	<b>1 title</b>	<b>41-11</b>	<b>33-31</b>	<b>5-8</b>	<b>2 NCAA</b>

### Coach Cam at a Glance

#### Newbauer's College Coaching Timeline

- **March 27, 2017 – Present: University of Florida [Head Coach]**
- May 2013 – March 2017: Belmont University [Head Coach]
- 2012-13: University of Louisville [Assistant Coach]
- 2007-12: University of Georgia [Assistant Coach]
- 2005-07: University of Georgia, Men's Basketball [Director of Basketball Operations]
- 2004-05: Siena College, Men's Basketball [Assistant Coach]
- 2003-04: University of Georgia, Men's Basketball [Graduate Manager]
- 2001-03: Siena College, Men's Basketball [Director of Basketball Operations]

#### Additional Coaching Experience

- 2003: USA Basketball – U.S. Junior National Team at the 2003 Junior World Championships, Greece [Administrative Assistant/Manager]

#### Education

- Bachelor's: IUPUI Fort Wayne, '01 [Elementary Education]
- Master's: University of Georgia, '09 [Recreation and Leisure Studies]

#### Personal

- Born: June 12, 1978, in Fort Wayne, Indiana
- Hometown: Fort Wayne, Indiana
- Family: married the former Sarah Sarah Millender in May of 2011 on the University of Georgia's Herty Field; two young girls, Chloe and Millie

### Belmont Highlights Under Coach Cam

- The 2016-17 Bruins won the OVC regular-season title for the first time in program history and captured the OVC Tournament championship for a second consecutive year.
- Newbauer was recognized by his peers as the **2016-17 OVC Coach of the Year**, the first Bruin coach to earn the honor.
- Following the 2015-16 season, Darby Maggard was named the program's first OVC Freshman of the Year, while Sally McCabe was honored as the team's inaugural recipient of the Defensive Player of the Year award. McCabe repeated the honor following the 2016-17 campaign, as she ranked among the nation's top 15 for blocked shots while becoming just the second player in league history to win the top defensive honor twice.

#### Belmont in the National Stats Rankings

- During 2016-17, Belmont ranked in the top 20 nationally in 12 statistical categories, including third for rebound margin, 11th for assists per game, 13th for three-point field goals made, 14th for three-pointers made per game, 14th for three-point field goal percentage and 17th for scoring offense.
- During 2015-16, BU ranked in the top 50 nationally in 16 statistical categories, including 12th in assists per game and three-point field goal percentage, 14th in rebound margin, 27th in scoring offense and 30th in scoring margin.

#### Individual Belmont Honors Under Newbauer

- First Team All-OVC: 4 Bruins, 7 honors
- OVC All-Newcomer Team: 3
- OVC Freshman of the Year: 1
- OVC Defensive Player of the Year: 1 Bruin, 2 honors

#### Belmont Women's Basketball Team GPA

- 2014-15: 3.501 – No. 15 Nationally
- 2015-16: 3.591 – No. 6 Nationally
- 2016-17: 3.575 – No. 11 Nationally

#### Belmont in the Postseason

- 2016 NCAA, No. 13 seed – Lost vs. Michigan State, 74-60
- 2017 NCAA, No. 13 seed – Lost at Kentucky, 73-70

# 2017-18 University of Florida Gator Basketball Roster

## Numerical Roster

No.	Name	POS	CL	HT	Hometown (High School/Prior University)
00	Delicia Washington	G	So.	5-10	Macclenny, Fla. / Baker County
1	Tameria Johnson	PG	Fr.	5-6	Ocala, Fla. / West Port
2	Gabby Seiler	G	Sr.	5-5	Peachtree City, Ga. / McIntosh / Univ. of Georgia
3	Funda Nakkasoglu	G	R-Jr.	5-8	Hampton, Australia / St. Leonard's / Utah State University
4	Corey Staples	G	Jr.	5-8	Buford, Ga. / Buford / Santa Fe College
5	Elif Portakal	G	So.	5-9	Istanbul, Turkey / Ugur
10	Danielle Rainey	G	So.	5-10	Washington, D.C. / Vista Ridge (Texas) / TCU
11	Dyandria Anderson	G	Sr.	5-10	Viera, Fla. / Viera
12	Paulina Hersler	G	G-TR	6-3	Malmö, Sweden / Igelstavikens Gymnasium / UCLA
12	Zada Williams <sup>^</sup>	F	Jr.-TR	6-2	Babson Park, Fla. / Lake Wales HS / Univ. of Miami
15	Sydney Searcy	G	So.	5-7	Ponte Vedra Beach, Fla. / Nease
22	Sydney Morang	G/F	So.	6-0	New Providence, N.J. / New Providence
23	Jalaysha Thomas	F	Fr.	6-2	Ocala, Fla. / West Port
24	Mikayla Hayes	F	Fr.	6-2	Brooklyn Park, Minn. / Park Center
44	Haley Lorenzen	F	Sr.	6-3	Iowa City, Iowa / Iowa City
55	Stephanie Brower	F	Fr.	5-11	Wesley Chapel, Fla. / Wiregrass Ranch H.S.

## Alphabetical Roster

No.	Name	POS	CL	HT	Hometown (High School/Prior University)
11	Dyandria Anderson	G	Sr.	5-10	Viera, Fla. / Viera
55	Stephanie Brower	F	Fr.	5-11	Wesley Chapel, Fla. / Wiregrass Ranch H.S.
24	Mikayla Hayes	F	Fr.	6-2	Brooklyn Park, Minn. / Park Center
12	Paulina Hersler	G	G-TR	6-3	Malmö, Sweden / Igelstavikens Gymnasium / UCLA
1	Tameria Johnson	PG	Fr.	5-6	Ocala, Fla. / West Port
44	Haley Lorenzen	F	Sr.	6-3	Iowa City, Iowa / Iowa City
22	Sydney Morang	G/F	So.	6-0	New Providence, N.J. / New Providence
3	Funda Nakkasoglu	G	R-Jr.	5-8	Hampton, Australia / St. Leonard's/Utah State University
5	Elif Portakal	G	So.	5-9	Istanbul, Turkey / Ugur
10	Danielle Rainey	G	So.	5-10	Washington, D.C. / Vista Ridge (Texas) / TCU
15	Sydney Searcy	G	So.	5-7	Ponte Vedra Beach, Fla. / Nease
2	Gabby Seiler	G	Sr.	5-5	Peachtree City, Ga. / McIntosh / Univ. of Georgia
4	Corey Staples	G	Jr.	5-8	Buford, Ga. / Buford / Santa Fe College
23	Jalaysha Thomas	F	Fr.	6-2	Ocala, Fla. / West Port
00	Delicia Washington	G	So.	5-10	Macclenny, Fla. / Baker County
12	Zada Williams <sup>^</sup>	F	Jr.-TR	6-2	Babson Park, Fla. / Lake Wales HS / Univ. of Miami

- & = tore ACL, out for 2017-18 season ... ^ = required to sit out 2017-18 season per NCAA rules for transfers; has two years of eligibility remaining beginning in 2018-19 ... Hersler will wear jersey No. 12 for 2017-18, her final season of eligibility; Williams will wear No. 12 once she becomes eligible in 2018-19 ... @ = required to sit out 2017-18 season per NCAA rules for transfers; has three years of eligibility remaining beginning in Spring of 2019

## Coaching Staff

**Head Coach:** Cameron Newbauer (IUPUI Fort Wayne, Bachelor's 2001; Georgia, Master's 2009) - first year at UF  
**Assistant Coaches:** Kelly Rae Finley (Colorado State, Bachelor's 2008; Harvard, graduate coursework) - first year at UF  
 Laura Harper (Maryland, Bachelor's 2008) - first year at UF  
 John McCray (Ohio State, Bachelor's 2011; Saint Joseph's, Master's 2016) - first year at UF

## Support Staff

**Director of Basketball Operations:** Serena Lamar (Florida: B.S., 2008; Master's, 2010)  
**Director of Scouting and Video Operations:** Scott Schmelzer (Butler University, B.A. 2013; Belmont University, Master's 2017)  
**Recruiting Assistant:** Christine Clark (Harvard, Bachelor's 2014; Arizona, Master's coursework)  
**Strength & Conditioning Coordinator:** Justin McClelland (Eastern University, B.S. 2011; California University of Pennsylvania, Master's)  
**Athletic Trainer:** Jessica Mateer (Olivet Nazarene University, B.S. 2009; Kentucky, Master's 2012)  
**Graduate Assistants:** Sarah Wilkinson (Tennessee, 2017), Allison Sanders (Southeastern University, 2016)  
**Director of Basketball Technology:** Cameron Kinzer (Florida, B.S. 2017)  
**Managers:** Dylan Mitchell, Grace Herba, Tori Burstein, Ryan Freeman  
**Graduate Assistant Athletic Trainer:** Amy Toner  
**Athletic Training Student:** Sarah Manly

## Pronunciation Guide:

DYANDRIA Anderson..... dee-ANN-dree-uh  
 MIKAYLA Hayes ..... mih-KAY-la  
 Paulina Hersler from Malmö, Sweden ..... MALL-mo  
 TAMERIA Johnson ..... tah-MEIR-ee-uh  
 Hometown: Ocala..... o-CAL-uh  
 Sydney MORANG ..... mur-RANG (like meringue pie)  
 FUNDA NAKKASOGLU .....FOON-da knock-a-SO-glue  
 ELIF PORTAKAL ..... ee-LEAF POOR-ta-call  
 Sydney SEARCY..... SIR-see  
 Gabby SEILER ..... SIGH-ler  
 JALAYSHA Thomas..... jah-LAY-shuh  
 Hometown: Ocala..... o-CAL-uh  
 DELICIA Washington ..... duh-LEE-shuh  
 ZADA Williams ..... ZAY-duh

## Eligibility Breakdown

### Seniors (4)

Dyandria Anderson  
 Paulina Hersler  
 Haley Lorenzen  
 Gabby Seiler

### Junior (1)

Funda Nakkasoglu

### Sophomores (4)

Sydney Morang  
 Elif Portakal  
 Sydney Searcy  
 Delicia Washington

### Freshmen (4)

Stephanie Brower (W/O)  
 Mikayla Hayes  
 Tameria Johnson  
 Jalaysha Thomas

### Will Not Play in 2017-18

Danielle Rainey (Sophomore eligibility in 2018-19)  
 Corey Staples (Junior eligibility in 2018-19)  
 Zada Williams (Junior eligibility in 2018-19)

## 2017-18 Gator Women's Basketball



**#00**  
**Delicia Washington**  
 da-LEE-shuh  
 5-10 \* SO \* Guard  
 Macclenny, Fla.



**#1**  
**Tameria Johnson**  
 tah-MIER-ee-uh  
 5-6 \* FR \* Guard  
 Ocala, FL



**#2**  
**Gabby Seiler**  
 SIGH-ler  
 5-5 \* SR \* Guard  
 Peachtree City, GA



**#3**  
**Funda Nakkasoglu**  
 FOON-da knock-a-SO-glue  
 5-7 \* JR \* Guard  
 Hampton, Australia



**#5**  
**Elif Portakal**  
 ee-LEAF POOR-ta-call  
 5-9 \* SO \* Guard  
 Istanbul, Turkey



**#11**  
**Dyandria Anderson**  
 dee-ANN-dree-uh  
 5-10 \* SR \* Guard  
 Viera, Fla.



**#12**  
**Paulina Hersler**  
 6-3 \* SR \* Forward  
 Malmo, Sweden



**#15**  
**Sydney Searcy**  
 SIR-see  
 5-7 \* SO \* Guard  
 Ponte Vedra Beach, FL



**#23**  
**Jalaysha Thomas**  
 jah-LAY-shuh  
 6-2 \* FR \* Forward  
 Ocala, FL




**#24**  
**Mikayla Hayes**  
 mih-KAY-ia  
 6-2 \* FR \* Forward  
 Brooklyn Park, MN



**#44**  
**Haley Lorenzen**  
 6-3 \* SR \* Forward  
 Iowa City, Iowa



**#55**  
**Stephanie Brower**  
 5-11 \* FR \* Forward  
 Wesley Chapel, FL



**Cameron Newbauer**  
**Head Coach**  
 First Year at UF; Fifth Overall



**Kelly Rae Finley**  
**Assistant Coach**  
 First Year at UF




**Laura Harper**  
**Assistant Coach**  
 First Year at UF



**John McCray**  
**Assistant Coach**  
 First Year at UF


### Out for the Season



**#22 Sydney Morang**  
 Concussions



**#4 Corey Staples**  
 tore ACL



**#12 Zada Williams**  
 transfer

2017-18 Univ. of Florida  
 Florida Combined Team Statistics (as of Jan 07, 2018)  
 All games

RECORD:	OVERALL	HOME	AWAY	NEUTRAL
ALL GAMES	8-8	5-5	1-2	2-1
CONFERENCE	0-3	0-1	0-2	0-0
NON-CONFERENCE	8-5	5-4	1-0	2-1

##	Player	gp-gs	min	avg	Total		3-Point		F-Throw		Rebounds				pf	dq	a	to	blk	stl	pts	avg		
					fg-fga	fg%	3fg-fga	3fg%	ft-fta	ft%	off	def	tot	avg										
03	Nakkasoglu,Funda	14-14	490	35.0	72-166	.434	40-107	.374	36-46	.783	6	31	37	2.6	18	0	37	49	0	7	220	15.7		
44	Lorenzen,Haley	16-16	495	30.9	78-157	.497	7-20	.350	35-41	.854	57	91	148	9.3	29	0	36	28	6	12	198	12.4		
12	Hersler,Paulina	16-16	483	30.2	72-152	.474	24-65	.369	23-32	.719	27	80	107	6.7	27	0	17	27	8	9	191	11.9		
11	Anderson,Dyandria	16-16	512	32.0	67-153	.438	33-92	.359	23-32	.719	20	49	69	4.3	20	0	51	41	3	16	190	11.9		
00	Washington,Delicia	16-16	476	29.8	61-177	.345	19-73	.260	26-50	.520	34	104	138	8.6	38	1	57	58	0	9	167	10.4		
15	Searcy,Sydney	14-2	234	16.7	24-63	.381	19-50	.380	6-15	.400	8	17	25	1.8	16	0	13	12	0	4	73	5.2		
22	Morang,Sydney	3-0	50	16.7	5-13	.385	4-10	.400	0-2	.000	2	5	7	2.3	6	0	2	1	0	1	14	4.7		
23	Thomas,Jalaysha	16-0	176	11.0	15-29	.517	3-8	.375	4-7	.571	19	39	58	3.6	11	0	7	12	1	2	37	2.3		
24	Hayes,Mikayla	16-0	141	8.8	13-34	.382	2-6	.333	9-17	.529	12	18	30	1.9	14	0	3	8	4	2	37	2.3		
01	Johnson,Tameria	13-0	79	6.1	4-12	.333	0-1	.000	5-8	.625	4	9	13	1.0	13	0	12	14	0	5	13	1.0		
05	Portakal,Elif	16-0	108	6.8	4-21	.190	2-13	.154	3-4	.750	2	5	7	0.4	9	0	9	11	0	0	13	0.8		
55	Stephanie Brower	2-0	6	3.0	0-1	.000	0-0	.000	0-2	.000	0	1	1	0.5	3	0	0	0	0	0	0	0.0		
Team											31	29	60											
Total.....		16	3250		415-978	.424	153-445	.344	170-256	.664	222	478	700	43.8	204	1	244	265	22	67	1153	72.1		
Opponents.....		16	3250		433-1112	.389	105-351	.299	138-189	.730	222	377	599	37.4	261	-	157	177	37	127	1109	69.3		

TEAM STATISTICS	UF	OPP	Date	Opponent	Score	Att.
SCORING	1153	1109	11/11/17	GEORGIA STATE	w 82-66	1509
Points per game	72.1	69.3	11/14/17	ARKANSAS STATE	L 69-70	1143
Scoring margin	+2.8	-	11/17/17	#17/14 FLORIDA STATE	L 54-84	2679
FIELD GOALS-ATT	415-978	433-1112	1 11/21/17	vs Richmond	w 87-80	332
Field goal pct	.424	.389	1 11/22/17	vs Stetson	L 71-85	578
3 POINT FG-ATT	153-445	105-351	1 11/23/17	vs Savannah State	w 90-40	364
3-point FG pct	.344	.299	11/28/17	JACKSONVILLE	w 69-59	1009
3-pt FG made per game	9.6	6.6	2 12/3/17	at Oklahoma	w 80-61	2992
FREE THROWS-ATT	170-256	138-189	12/06/17	#12 OHIO STATE	L 77-103	1512
Free throw pct	.664	.730	12/10/17	MARSHALL	w 74-69	1008
F-Throws made per game	10.6	8.6	3 12/20/17	CHATTANOOGA	L 60-65	1054
REBOUNDS	700	599	3 12/21/17	SAINT JOSEPH'S	w 71-51	1008
Rebounds per game	43.8	37.4	12/27/17	DELAWARE STATE	w 85-51	1206
Rebounding margin	+6.3	-	* 12/31/17	at Auburn	L 55-84	1788
ASSISTS	244	157	* 01/04/18	ALABAMA	L 54-63	1305
Assists per game	15.3	9.8	* 01/07/18	at Ole Miss	Lo2 75-78	1323
TURNOVERS	265	177				
Turnovers per game	16.6	11.1				
Turnover margin	-5.5	-				
Assist/turnover ratio	0.9	0.9				
STEALS	67	127				
Steals per game	4.2	7.9				
BLOCKS	22	37				
Blocks per game	1.4	2.3				
ATTENDANCE	13433	7377				
Home games-Avg/Game	10-1343	3-2034				
Neutral site-Avg/Game	-	3-425				

\* = Conference game  
 1 = Savannah Invitational (Savannah, GA)  
 2 = Big 12-SEC Challenge (Norman, OK)  
 3 = Gator Holiday Classic (Gainesville, FL)

Score by Periods	1st	2nd	3rd	4th	OT	OT2	Totals
Florida	272	290	288	289	9	5	1153
Opponents	246	238	316	292	9	8	1109

2017-18 Univ. of Florida  
 Florida Combined Team Statistics (as of Jan 07, 2018)  
 Conference games

RECORD:	OVERALL	HOME	AWAY	NEUTRAL
ALL GAMES	0-3	0-1	0-2	0-0
CONFERENCE	0-3	0-1	0-2	0-0
NON-CONFERENCE	0-0	0-0	0-0	0-0

##	Player	gp-gs	min	avg	Total		3-Point		F-Throw		Rebounds				pf	dq	a	to	blk	stl	pts	avg
					fg-fga	fg%	3fg-fga	3fg%	ft-fta	ft%	off	def	tot	avg								
03	Nakkasoglu,Funda	3-3	117	39.0	14-40	.350	10-28	.357	6-8	.750	1	1	2	0.7	6	0	7	14	0	2	44	14.7
11	Anderson,Dyandria	3-3	114	38.0	12-26	.462	7-17	.412	3-5	.600	4	8	12	4.0	3	0	7	15	1	5	34	11.3
44	Lorenzen,Haley	3-3	105	35.0	12-26	.462	1-2	.500	8-8	1.000	7	16	23	7.7	9	0	10	8	2	2	33	11.0
12	Hersler,Paulina	3-3	108	36.0	12-27	.444	4-15	.267	4-6	.667	10	19	29	9.7	6	0	2	8	1	4	32	10.7
00	Washington,Delicia	3-3	94	31.3	8-29	.276	2-9	.222	6-10	.600	3	20	23	7.7	13	1	12	13	0	1	24	8.0
24	Hayes,Mikayla	3-0	33	11.0	4-7	.571	1-1	1.000	0-3	.000	2	4	6	2.0	5	0	1	1	1	1	9	3.0
15	Searcy,Sydney	3-0	55	18.3	3-14	.214	1-9	.111	1-5	.200	2	7	9	3.0	3	0	1	4	0	1	8	2.7
01	Johnson,Tameria	2-0	1	0.5	0-0	.000	0-0	.000	0-0	.000	0	0	0	0.0	1	0	0	0	0	0	0	0.0
23	Thomas,Jalaysha	3-0	14	4.7	0-1	.000	0-0	.000	0-0	.000	1	2	3	1.0	0	0	1	0	0	0	0	0.0
05	Portakal,Elif	3-0	9	3.0	0-1	.000	0-0	.000	0-0	.000	0	0	0	0.0	0	0	0	0	0	0	0	0.0
Team											8	5	13									
Total.....		3	650		65-171	.380	26-81	.321	28-45	.622	38	82	120	40.0	46	1	41	63	5	16	184	61.3
Opponents.....		3	650		87-230	.378	19-73	.260	32-43	.744	61	74	135	45.0	50	-	36	31	8	29	225	75.0

TEAM STATISTICS	UF	OPP	Date	Opponent	Score	Att.
SCORING	184	225	* 12/31/17	at Auburn	L 55-84	1788
Points per game	61.3	75.0	* 01/04/18	ALABAMA	L 54-63	1305
Scoring margin	-13.7	-	* 01/07/18	at Ole Miss	Lo2 75-78	1323
FIELD GOALS-ATT	65-171	87-230				
Field goal pct	.380	.378				
3 POINT FG-ATT	26-81	19-73				
3-point FG pct	.321	.260				
3-pt FG made per game	8.7	6.3				
FREE THROWS-ATT	28-45	32-43				
Free throw pct	.622	.744				
F-Throws made per game	9.3	10.7				
REBOUNDS	120	135				
Rebounds per game	40.0	45.0				
Rebounding margin	-5.0	-				
ASSISTS	41	36				
Assists per game	13.7	12.0				
TURNOVERS	63	31				
Turnovers per game	21.0	10.3				
Turnover margin	-10.7	-				
Assist/turnover ratio	0.7	1.2				
STEALS	16	29				
Steals per game	5.3	9.7				
BLOCKS	5	8				
Blocks per game	1.7	2.7				
ATTENDANCE	1305	3111				
Home games-Avg/Game	1-1305	2-1556				
Neutral site-Avg/Game	-	0-0				

\* = Conference game  
 1 = Savannah Invitational (Savannah, GA)  
 2 = Big 12-SEC Challenge (Norman, OK)  
 3 = Gator Holiday Classic (Gainesville, FL)

Score by Periods	1st	2nd	3rd	4th	OT	OT2	Totals
Florida	43	40	49	38	9	5	184
Opponents	48	49	54	57	9	8	225

2017-18 Univ. of Florida  
 Florida Team Game-by-Game Comparison (as of Jan 07, 2018)  
 All games

Opponent	1st	2nd	Score	Mar	Total FG	FG Pct	3-Pointers	3FG Pct	Free Throws	FT Pct	Rebounds	Assist	T/Over	Block	Steal	Fouls
GEORGIA STATE	38/31	44/35	82-66	+16	33-70/27-69	.471/.391	10-31/8-21	.323/.381	6-11/4-8	.545/.500	46/38 +8	22/11	15/20	3/4	8/7	10/16
ARKANSAS STATE	32/31	37/39	69-70	(1)	26-51/28-73	.510/.384	8-20/8-19	.400/.421	9-13/6-10	.692/.600	41/33 +8	15/12	23/11	5/2	2/9	13/17
#17/14 FLORIDA STATE	26/38	28/46	54-84	(30)	21-65/32-64	.323/.500	7-28/11-28	.250/.393	5-13/9-12	.385/.750	32/50 (18)	10/14	6/7	0/2	3/0	9/12
Richmond	42/39	45/41	87-80	+7	28-60/29-66	.467/.439	15-30/9-22	.500/.409	16-22/13-15	.727/.867	37/37 -	16/12	13/11	0/2	4/8	14/17
Stetson	36/44	35/41	71-85	(14)	28-64/29-54	.438/.537	9-29/11-19	.310/.579	6-11/16-19	.545/.842	28/35 (7)	14/15	8/13	2/1	4/3	16/17
Savannah State	45/12	45/28	90-40	+50	30-61/14-64	.492/.219	17-39/2-16	.436/.125	13-15/10-14	.867/.714	58/27 +31	21/4	17/9	0/0	2/8	11/18
JACKSONVILLE	33/21	36/38	69-59	+10	29-63/23-63	.460/.365	6-18/4-17	.333/.235	5-10/9-10	.500/.900	45/33 +12	14/6	17/17	2/2	5/6	14/14
Oklahoma	33/23	47/38	80-61	+19	23-55/27-78	.418/.346	12-26/3-20	.462/.150	22-30/4-8	.733/.500	56/31 +25	16/7	21/7	0/3	4/10	14/20
#12 OHIO STATE	38/51	39/52	77-103	(26)	30-68/40-74	.441/.541	9-30/9-25	.300/.360	8-10/14-15	.800/.933	41/33 +8	14/7	24/10	1/6	1/13	11/14
MARSHALL	38/29	36/40	74-69	+5	22-55/29-70	.400/.414	13-35/10-26	.371/.385	17-25/1-3	.680/.333	39/37 +2	18/10	14/12	0/2	5/9	10/20
CHATTANOOGA	36/26	24/39	60-65	(5)	23-64/26-69	.359/.377	4-28/5-23	.143/.217	10-12/8-9	.833/.889	44/42 +2	11/12	12/9	1/4	6/7	11/12
SAINT JOSEPH'S	32/23	39/28	71-51	+20	27-63/22-60	.429/.367	7-21/1-13	.333/.077	10-13/6-12	.769/.500	45/33 +12	15/6	11/12	2/1	4/6	14/15
DELAWARE STATE	50/19	35/32	85-51	+34	30-68/20-78	.441/.256	10-29/5-29	.345/.172	15-26/6-11	.577/.545	68/35 +33	17/5	21/8	1/0	3/12	11/19
Auburn	36/35	19/49	55-84	(29)	18-45/32-83	.400/.386	6-20/8-24	.300/.333	13-22/12-16	.591/.750	37/43 (6)	9/11	28/5	2/2	3/13	16/20
ALABAMA	26/31	28/32	54-63	(9)	20-57/27-66	.351/.409	10-28/3-14	.357/.214	4-5/6-11	.800/.545	35/44 (9)	16/5	17/12	3/3	5/7	14/10
Ole Miss	21/31	40/30	75-78	(3)	27-69/28-81	.391/.346	10-33/8-35	.303/.229	11-18/14-16	.611/.875	48/48 -	16/20	18/14	0/3	8/9	16/20

Note: Game totals are displayed in the format TEAM/OPPONENT for each category

2017-18 Univ. of Florida  
 Florida Team Game-by-Game (as of Jan 07, 2018)  
 All games

TEAM STATISTICS

Opponent	Date	Score	W/L	---TOTAL---		--3-PTRS--		FT-FTA		----REBOUNDS----				PF	A	TO	Blk	Stl	Pts	---Avg
				FG-FGA	Pct	3FG-FGA	Pct	Pct	Pct	Off	Def	Tot	Avg							
GEORGIA STATE	11/11/17	82-66	W	33-70	.471	10-31	.323	6-11	.545	18	28	46	46.0	10	22	15	3	8	82	82.0
ARKANSAS STATE	11/14/17	69-70	L	26-51	.510	8-20	.400	9-13	.692	13	28	41	43.5	13	15	23	5	2	69	75.5
#17/14 FLORIDA STATE	11/17/17	54-84	L	21-65	.323	7-28	.250	5-13	.385	9	23	32	39.7	9	10	6	0	3	54	68.3
vs Richmond	11/21/17	87-80	W	28-60	.467	15-30	.500	16-22	.727	9	28	37	39.0	14	16	13	0	4	87	73.0
vs Stetson	11/22/17	71-85	L	28-64	.438	9-29	.310	6-11	.545	9	19	28	36.8	16	14	8	2	4	71	72.6
vs Savannah State	11/23/17	90-40	W	30-61	.492	17-39	.436	13-15	.867	16	42	58	40.3	11	21	17	0	2	90	75.5
JACKSONVILLE	11/28/17	69-59	W	29-63	.460	6-18	.333	5-10	.500	18	27	45	41.0	14	14	17	2	5	69	74.6
at Oklahoma	12/3/17	80-61	W	23-55	.418	12-26	.462	22-30	.733	15	41	56	42.9	14	16	21	0	4	80	75.2
#12 OHIO STATE	12/06/17	77-103	L	30-68	.441	9-30	.300	8-10	.800	17	24	41	42.7	11	14	24	1	1	77	75.4
MARSHALL	12/10/17	74-69	W	22-55	.400	13-35	.371	17-25	.680	13	26	39	42.3	10	18	14	0	5	74	75.3
CHATTANOOGA	12/20/17	60-65	L	23-64	.359	4-28	.143	10-12	.833	14	30	44	42.5	11	11	12	1	6	60	73.9
SAINT JOSEPH'S	12/21/17	71-51	W	27-63	.429	7-21	.333	10-13	.769	14	31	45	42.7	14	15	11	2	4	71	73.7
DELAWARE STATE	12/27/17	85-51	W	30-68	.441	10-29	.345	15-26	.577	19	49	68	44.6	11	17	21	1	3	85	74.5
at Auburn	12/31/17	55-84	L	18-45	.400	6-20	.300	13-22	.591	12	25	37	44.1	16	9	28	2	3	55	73.1
ALABAMA	01/04/18	54-63	L	20-57	.351	10-28	.357	4-5	.800	11	24	35	43.5	14	16	17	3	5	54	71.9
at Ole Miss	01/07/18	75-78	Lot	27-69	.391	10-33	.303	11-18	.611	15	33	48	43.8	16	16	18	0	8	75	72.1
Florida		1153		415-978	.424	153-445	.344	170-256	.664	222	478	700	43.8	204	244	265	22	67	1153	72.1
Opponents		1109		433-1112	.389	105-351	.299	138-189	.730	222	377	599	37.4	261	157	177	37	127	1109	69.3

Games played: 16  
 Points/game: 72.1  
 FG Pct: 42.4  
 3FG Pct: 34.4  
 FT Pct: 66.4

Rebounds/game: 43.8  
 Assists/game: 15.3  
 Turnovers/game: 16.6  
 Assist/turnover ratio: 0.9  
 Steals/game: 4.2  
 Blocks/game: 1.4<cp112>

OPPONENT STATISTICS

Opponent	Date	Score	W/L	---TOTAL---		--3-PTRS--		FT-FTA		----REBOUNDS----				PF	A	TO	Blk	Stl	Pts	---Avg
				FG-FGA	Pct	3FG-FGA	Pct	Pct	Pct	Off	Def	Tot	Avg							
GEORGIA STATE	11/11/17	82-66	W	27-69	.391	8-21	.381	4-8	.500	17	21	38	38.0	16	11	20	4	7	66	66.0
ARKANSAS STATE	11/14/17	69-70	L	28-73	.384	8-19	.421	6-10	.600	20	13	33	35.5	17	12	11	2	9	70	68.0
#17/14 FLORIDA STATE	11/17/17	54-84	L	32-64	.500	11-28	.393	9-12	.750	11	39	50	40.3	12	14	7	2	0	84	73.3
vs Richmond	11/21/17	87-80	W	29-66	.439	9-22	.409	13-15	.867	9	28	37	39.5	17	12	11	2	8	80	75.0
vs Stetson	11/22/17	71-85	L	29-54	.537	11-19	.579	16-19	.842	6	29	35	38.6	17	15	13	1	3	85	77.0
vs Savannah State	11/23/17	90-40	W	14-64	.219	2-16	.125	10-14	.714	11	16	27	36.7	18	4	9	0	8	40	70.8
JACKSONVILLE	11/28/17	69-59	W	23-63	.365	4-17	.235	9-10	.900	14	19	33	36.1	14	6	17	2	6	59	69.1
at Oklahoma	12/3/17	80-61	W	27-78	.346	3-20	.150	4-8	.500	13	18	31	35.5	20	7	7	3	10	61	68.1
#12 OHIO STATE	12/06/17	77-103	L	40-74	.541	9-25	.360	14-15	.933	10	23	33	35.2	14	7	10	6	13	103	72.0
MARSHALL	12/10/17	74-69	W	29-70	.414	10-26	.385	1-3	.333	16	21	37	35.4	20	10	12	2	9	69	71.7
CHATTANOOGA	12/20/17	60-65	L	26-69	.377	5-23	.217	8-9	.889	14	28	42	36.0	12	12	9	4	7	65	71.1
SAINT JOSEPH'S	12/21/17	71-51	W	22-60	.367	1-13	.077	6-12	.500	9	24	33	35.8	15	6	12	1	6	51	69.4
DELAWARE STATE	12/27/17	85-51	W	20-78	.256	5-29	.172	6-11	.545	11	24	35	35.7	19	5	8	0	12	51	68.0
at Auburn	12/31/17	55-84	L	32-83	.386	8-24	.333	12-16	.750	24	19	43	36.2	20	11	5	2	13	84	69.1
ALABAMA	01/04/18	54-63	L	27-66	.409	3-14	.214	6-11	.545	17	27	44	36.7	10	5	12	3	7	63	68.7
at Ole Miss	01/07/18	75-78	Lot	28-81	.346	8-35	.229	14-16	.875	20	28	48	37.4	20	20	14	3	9	78	69.3
Opponents		1109		433-1112	.389	105-351	.299	138-189	.730	222	377	599	37.4	261	157	177	37	127	1109	69.3
Florida		1153		415-978	.424	153-445	.344	170-256	.664	222	478	700	43.8	204	244	265	22	67	1153	72.1

Games played: 16  
 Points/game: 69.3  
 FG Pct: 38.9  
 3FG Pct: 29.9  
 FT Pct: 73.0

Rebounds/game: 37.4  
 Assists/game: 9.8  
 Turnovers/game: 11.1  
 Assist/turnover ratio: 0.9  
 Steals/game: 7.9  
 Blocks/game: 2.3



2017-18 Univ. of Florida  
 Florida Points-Rebounds-Assists (as of Jan 07, 2018)  
 All games

Opponent	Date	Score		11	55	24	12	01	44	22
				ANDERSON,D	BROWER,STE	HAYES,MIKA	HERSLER,PA	JOHNSON,TA	LORENZEN,H	MORANG,SYD
GEORGIA STATE	11/11/17	82-66	w	18-7-8	DNP	2-1-0	15-5-3	2-0-2	18-12-3	3-1-0
ARKANSAS STATE	11/14/17	69-70	L	6-3-6	DNP	4-1-0	12-11-1	0-1-0	9-6-1	5-1-1
#17/14 FLORIDA STATE	11/17/17	54-84	L	5-1-1	DNP	1-2-0	11-3-1	2-1-0	2-6-4	6-5-1
vs Richmond	11/21/17	87-80	w	13-4-6	DNP	0-0-0	11-5-2	0-0-1	14-10-2	DNP
vs Stetson	11/22/17	71-85	L	21-1-3	DNP	0-0-0	9-4-1	5-3-3	10-7-0	DNP
vs Savannah State	11/23/17	90-40	w	3-2-2	DNP	9-4-0	17-9-1	2-1-4	18-8-2	DNP
JACKSONVILLE	11/28/17	69-59	w	16-7-1	DNP	0-1-0	7-6-2	DNP	20-11-0	DNP
at Oklahoma	12/3/17	80-61	w	29-8-4	DNP	0-1-0	9-4-0	DNP	7-11-1	DNP
#12 OHIO STATE	12/06/17	77-103	L	2-1-1	DNP	4-3-0	14-6-1	0-1-0	17-11-3	DNP
MARSHALL	12/10/17	74-69	w	18-3-4	DNP	2-1-1	12-4-0	0-0-0	6-9-5	DNP
CHATTANOOGA	12/20/17	60-65	L	3-6-1	DNP	0-1-0	8-5-2	0-0-0	14-12-1	DNP
SAINT JOSEPH'S	12/21/17	71-51	w	11-7-4	0-0-0	3-5-1	19-8-1	0-1-0	12-10-1	DNP
DELAWARE STATE	12/27/17	85-51	w	11-7-3	0-1-0	3-4-0	15-8-0	2-5-2	18-12-3	DNP
at Auburn	12/31/17	55-84	L	9-6-2	DNP	2-2-0	12-9-0	0-0-0	0-6-4	DNP
ALABAMA	01/04/18	54-63	L	13-0-3	DNP	2-3-0	8-9-1	DNP	14-7-4	DNP
at Ole Miss	01/07/18	75-78	L	12-6-2	DNP	5-1-1	12-11-1	0-0-0	19-10-2	DNP

Opponent	Date	Score		03	05	15	23	00
				NAKKASOGLU	PORTAKAL,E	SEARCY,SYD	THOMAS,JAL	WASHINGTON
GEORGIA STATE	11/11/17	82-66	w	9-6-2	3-0-0	1-0-0	2-6-1	9-5-3
ARKANSAS STATE	11/14/17	69-70	L	16-4-2	0-1-0	4-0-0	2-0-0	11-8-4
#17/14 FLORIDA STATE	11/17/17	54-84	L	18-2-2	0-0-0	3-0-0	4-2-0	2-8-1
vs Richmond	11/21/17	87-80	w	25-3-2	0-0-0	3-2-0	5-3-1	16-7-2
vs Stetson	11/22/17	71-85	L	DNP	1-0-1	11-2-3	0-2-1	14-7-2
vs Savannah State	11/23/17	90-40	w	DNP	2-3-0	20-4-2	7-12-0	12-12-10
JACKSONVILLE	11/28/17	69-59	w	6-3-2	0-0-0	6-1-1	2-3-1	12-9-7
at Oklahoma	12/3/17	80-61	w	24-4-4	0-0-0	0-2-2	0-7-1	11-15-4
#12 OHIO STATE	12/06/17	77-103	L	16-3-6	2-0-0	3-0-0	5-7-0	14-6-3
MARSHALL	12/10/17	74-69	w	17-2-1	3-0-0	3-1-2	3-6-0	10-6-5
CHATTANOOGA	12/20/17	60-65	L	21-3-2	0-0-3	DNP	2-1-0	12-13-2
SAINT JOSEPH'S	12/21/17	71-51	w	10-0-2	2-2-4	DNP	0-1-1	14-7-1
DELAWARE STATE	12/27/17	85-51	w	14-5-5	0-1-1	11-4-2	5-5-0	6-12-1
at Auburn	12/31/17	55-84	L	15-2-2	0-0-0	8-2-0	0-1-0	9-7-1
ALABAMA	01/04/18	54-63	L	11-0-3	0-0-0	0-4-1	0-1-0	6-6-4
at Ole Miss	01/07/18	75-78	L	18-0-2	0-0-0	0-3-0	0-1-1	9-10-7

2017-18 Univ. of Florida  
 Florida Individual Game-by-Game (as of Jan 07, 2018)  
 All games

#00 Washington,Delicia

Opponent	Date	GS	Min	---TOTAL---		---3-PTS---		FT-FTA	Pct	----REBOUNDS----				PF	FO	A	TO	Blk	Stl	Pts	Avg	
				FG-FGA	Pct	3FG-FGA	Pct			Off	Def	Tot	Avg									
GEORGIA STATE	11/11/17	*	29	4-11	.364	1-5	.200	0-2	.000	1	4	5	5.0	0	0	3	2	0	1	9	9.0	
ARKANSAS STATE	11/14/17	*	28	4-9	.444	1-3	.333	2-2	1.000	4	4	8	6.5	4	0	4	9	0	1	11	10.0	
#17/14 FLORIDA STATE	11/17/17	*	27	0-11	.000	0-5	.000	2-4	.500	2	6	8	7.0	1	0	1	1	0	0	2	7.3	
vs Richmond	11/21/17	*	30	5-11	.455	3-6	.500	3-5	.600	1	6	7	7.0	1	0	2	2	0	0	16	9.5	
vs Stetson	11/22/17	*	34	5-17	.294	1-9	.111	3-4	.750	2	5	7	7.0	4	0	2	3	0	1	14	10.4	
vs Savannah State	11/23/17	*	28	4-7	.571	4-7	.571	0-0	.000	2	10	12	7.8	1	0	10	4	0	0	12	10.7	
JACKSONVILLE	11/28/17	*	31	5-14	.357	0-3	.000	2-6	.333	2	7	9	8.0	3	0	7	2	0	0	12	10.9	
at Oklahoma	12/3/17	*	32	4-12	.333	1-4	.250	2-3	.667	2	13	15	8.9	4	0	4	5	0	3	11	10.9	
#12 OHIO STATE	12/06/17	*	34	6-13	.462	2-7	.286	0-1	.000	3	3	6	8.6	1	0	3	5	0	0	14	11.2	
MARSHALL	12/10/17	*	36	2-8	.250	1-4	.250	5-8	.625	3	3	6	8.3	1	0	5	4	0	1	10	11.1	
CHATTANOOGA	12/20/17	*	32	5-18	.278	2-7	.286	0-1	.000	4	9	13	8.7	1	0	2	0	0	0	12	11.2	
SAINT JOSEPH'S	12/21/17	*	20	7-8	.875	0-0	.000	0-1	.000	2	5	7	8.6	2	0	1	1	0	0	14	11.4	
DELAWARE STATE	12/27/17	*	21	2-9	.222	1-4	.250	1-3	.333	3	9	12	8.8	2	0	1	7	0	1	6	11.0	
at Auburn	12/31/17	*	26	3-10	.300	0-4	.000	3-6	.500	2	5	7	8.7	4	0	1	4	0	0	9	10.9	
ALABAMA	01/04/18	*	33	2-10	.200	2-5	.400	0-0	.000	0	6	6	8.5	4	0	4	6	0	0	6	10.5	
at Ole Miss	01/07/18	*	35	3-9	.333	0-0	.000	3-4	.750	1	9	10	8.6	5	1	7	3	0	1	9	10.4	
Totals.....			16	476	61-177	.345	19-73	.260	26-50	.520	34	104	138	8.6	38	1	57	58	0	9	167	10.4

Games played: 16  
 Minutes/game: 29.8  
 Points/game: 10.4  
 FG Pct: 34.5  
 3FG Pct: 26.0  
 FT Pct: 52.0

Rebounds/game: 8.6  
 Assists/game: 3.6  
 Turnovers/game: 3.6  
 Assist/turnover ratio: 1.0  
 Steals/game: 0.6

#01 Johnson,Tameria

Opponent	Date	GS	Min	---TOTAL---		---3-PTS---		FT-FTA	Pct	----REBOUNDS----				PF	FO	A	TO	Blk	Stl	Pts	Avg	
				FG-FGA	Pct	3FG-FGA	Pct			Off	Def	Tot	Avg									
GEORGIA STATE	11/11/17		2	1-1	1.000	0-0	.000	0-0	.000	0	0	0	0.0	1	0	2	0	0	1	2	2.0	
ARKANSAS STATE	11/14/17		4	0-0	.000	0-0	.000	0-0	.000	0	1	1	0.5	1	0	0	2	0	0	0	1.0	
#17/14 FLORIDA STATE	11/17/17		3	1-3	.333	0-0	.000	0-0	.000	1	0	1	0.7	0	0	0	0	0	0	2	1.3	
vs Richmond	11/21/17		2	0-0	.000	0-0	.000	0-0	.000	0	0	0	0.5	0	0	1	1	0	0	0	1.0	
vs Stetson	11/22/17		16	2-3	.667	0-1	.000	1-4	.250	1	2	3	1.0	2	0	3	1	0	2	5	1.8	
vs Savannah State	11/23/17		21	0-1	.000	0-0	.000	2-2	1.000	0	1	1	1.0	3	0	4	6	0	0	2	1.8	
#12 OHIO STATE	12/06/17		1	0-0	.000	0-0	.000	0-0	.000	1	0	1	1.0	1	0	0	0	0	0	0	1.6	
MARSHALL	12/10/17		0	0-0	.000	0-0	.000	0-0	.000	0	0	0	0.9	0	0	0	0	0	0	0	1.4	
CHATTANOOGA	12/20/17		4	0-0	.000	0-0	.000	0-0	.000	0	0	0	0.8	0	0	0	1	0	0	0	1.2	
SAINT JOSEPH'S	12/21/17		11	0-3	.000	0-0	.000	0-0	.000	0	1	1	0.8	3	0	0	0	0	1	0	1.1	
DELAWARE STATE	12/27/17		14	0-1	.000	0-0	.000	2-2	1.000	1	4	5	1.2	1	0	2	3	0	1	2	1.2	
at Auburn	12/31/17		0	0-0	.000	0-0	.000	0-0	.000	0	0	0	1.1	0	0	0	0	0	0	0	1.1	
at Ole Miss	01/07/18		1	0-0	.000	0-0	.000	0-0	.000	0	0	0	1.0	1	0	0	0	0	0	0	1.0	
Totals.....			0	79	4-12	.333	0-1	.000	5-8	.625	4	9	13	1.0	13	0	12	14	0	5	13	1.0

Games played: 13  
 Minutes/game: 6.1  
 Points/game: 1.0  
 FG Pct: 33.3  
 3FG Pct: 0.0  
 FT Pct: 62.5

Rebounds/game: 1.0  
 Assists/game: 0.9  
 Turnovers/game: 1.1  
 Assist/turnover ratio: 0.9  
 Steals/game: 0.4

#03 Nakkasoglu,Funda

Opponent	Date	GS	Min	---TOTAL---			---3-PTS---			----REBOUNDS----													
				FG-FGA	Pct	3FG-FGA	Pct	FT-FTA	Pct	Off	Def	Tot	Avg	PF	FO	A	TO	Blk	Stl	Pts	Avg		
GEORGIA STATE	11/11/17	*	33	3-9	.333	1-7	.143	2-2	1.000	2	4	6	6.0	1	0	2	3	0	0	9	9.0		
ARKANSAS STATE	11/14/17	*	32	6-9	.667	4-5	.800	0-2	.000	1	3	4	5.0	1	0	2	4	0	0	16	12.5		
#17/14 FLORIDA STATE	11/17/17	*	32	7-15	.467	2-8	.250	2-5	.400	0	2	2	4.0	2	0	2	1	0	1	18	14.3		
vs Richmond	11/21/17	*	34	8-11	.727	7-9	.778	2-2	1.000	0	3	3	3.8	0	0	2	1	0	0	25	17.0		
JACKSONVILLE	11/28/17	*	32	2-11	.182	0-6	.000	2-2	1.000	0	3	3	3.6	2	0	2	6	0	0	6	14.8		
at Oklahoma	12/3/17	*	37	7-15	.467	4-9	.444	6-7	.857	0	4	4	3.7	0	0	4	5	0	1	24	16.3		
#12 OHIO STATE	12/06/17	*	36	5-8	.625	2-3	.667	4-4	1.000	0	3	3	3.6	0	0	6	5	0	0	16	16.3		
MARSHALL	12/10/17	*	37	5-14	.357	4-12	.333	3-4	.750	1	1	2	3.4	1	0	1	0	0	0	17	16.4		
CHATTANOOGA	12/20/17	*	37	7-12	.583	2-7	.286	5-6	.833	0	3	3	3.3	4	0	2	3	0	1	21	16.9		
SAINT JOSEPH'S	12/21/17	*	33	3-10	.300	2-7	.286	2-2	1.000	0	0	0	3.0	0	0	2	3	0	1	10	16.2		
DELAWARE STATE	12/27/17	*	30	5-12	.417	2-6	.333	2-2	1.000	1	4	5	3.2	1	0	5	4	0	1	14	16.0		
at Auburn	12/31/17	*	36	4-11	.364	2-6	.333	5-6	.833	1	1	2	3.1	3	0	2	7	0	0	15	15.9		
ALABAMA	01/04/18	*	33	4-11	.364	3-8	.375	0-0	.000	0	0	0	2.8	1	0	3	4	0	0	11	15.5		
at Ole Miss	01/07/18	*	48	6-18	.333	5-14	.357	1-2	.500	0	0	0	2.6	2	0	2	3	0	2	18	15.7		
Totals.....			14	490		72-166	.434	40-107	.374	36-46	.783	6	31	37	2.6	18	0	37	49	0	7	220	15.7

Games played: 14  
 Minutes/game: 35.0  
 Points/game: 15.7  
 FG Pct: 43.4  
 3FG Pct: 37.4  
 FT Pct: 78.3

Rebounds/game: 2.6  
 Assists/game: 2.6  
 Turnovers/game: 3.5  
 Assist/turnover ratio: 0.8  
 Steals/game: 0.5

#05 Portakal,Elif

Opponent	Date	GS	Min	---TOTAL---			---3-PTS---			----REBOUNDS----													
				FG-FGA	Pct	3FG-FGA	Pct	FT-FTA	Pct	Off	Def	Tot	Avg	PF	FO	A	TO	Blk	Stl	Pts	Avg		
GEORGIA STATE	11/11/17		4	1-2	.500	1-1	1.000	0-0	.000	0	0	0	0.0	0	0	0	1	0	0	3	3.0		
ARKANSAS STATE	11/14/17		3	0-1	.000	0-1	.000	0-0	.000	1	0	1	0.5	0	0	0	0	0	0	0	1.5		
#17/14 FLORIDA STATE	11/17/17		2	0-0	.000	0-0	.000	0-0	.000	0	0	0	0.3	0	0	0	0	0	0	0	1.0		
vs Richmond	11/21/17		5	0-0	.000	0-0	.000	0-0	.000	0	0	0	0.3	2	0	0	1	0	0	0	0.8		
vs Stetson	11/22/17		10	0-0	.000	0-0	.000	1-2	.500	0	0	0	0.2	0	0	1	1	0	0	1	0.8		
vs Savannah State	11/23/17		21	1-4	.250	0-3	.000	0-0	.000	0	3	3	0.7	0	0	0	3	0	0	2	1.0		
JACKSONVILLE	11/28/17		3	0-0	.000	0-0	.000	0-0	.000	0	0	0	0.6	0	0	0	0	0	0	0	0.9		
at Oklahoma	12/3/17		1	0-0	.000	0-0	.000	0-0	.000	0	0	0	0.5	0	0	0	0	0	0	0	0.8		
#12 OHIO STATE	12/06/17		3	1-2	.500	0-0	.000	0-0	.000	0	0	0	0.4	2	0	0	1	0	0	2	0.9		
MARSHALL	12/10/17		3	1-1	1.000	1-1	1.000	0-0	.000	0	0	0	0.4	0	0	0	0	0	0	3	1.1		
CHATTANOOGA	12/20/17		14	0-4	.000	0-3	.000	0-0	.000	0	0	0	0.4	1	0	3	2	0	0	0	1.0		
SAINT JOSEPH'S	12/21/17		20	0-3	.000	0-1	.000	2-2	1.000	0	2	2	0.5	2	0	4	1	0	0	2	1.1		
DELAWARE STATE	12/27/17		10	0-3	.000	0-3	.000	0-0	.000	1	0	1	0.5	2	0	1	1	0	0	0	1.0		
at Auburn	12/31/17		1	0-1	.000	0-0	.000	0-0	.000	0	0	0	0.5	0	0	0	0	0	0	0	0.9		
ALABAMA	01/04/18		6	0-0	.000	0-0	.000	0-0	.000	0	0	0	0.5	0	0	0	0	0	0	0	0.9		
at Ole Miss	01/07/18		2	0-0	.000	0-0	.000	0-0	.000	0	0	0	0.4	0	0	0	0	0	0	0	0.8		
Totals.....			0	108		4-21	.190	2-13	.154	3-4	.750	2	5	7	0.4	9	0	9	11	0	0	13	0.8

Games played: 16  
 Minutes/game: 6.8  
 Points/game: 0.8  
 FG Pct: 19.0  
 3FG Pct: 15.4  
 FT Pct: 75.0

Rebounds/game: 0.4  
 Assists/game: 0.6  
 Turnovers/game: 0.7  
 Assist/turnover ratio: 0.8

#11 Anderson, Dyandria

Opponent	Date	GS	Min	---TOTAL---		---3-PTS---		----REBOUNDS----														
				FG-FGA	Pct	3FG-FGA	Pct	FT-FTA	Pct	Off	Def	Tot	Avg	PF	FO	A	TO	Blk	Stl	Pts	Avg	
GEORGIA STATE	11/11/17	*	35	8-14	.571	2-5	.400	0-0	.000	3	4	7	7.0	0	0	8	2	1	2	18	18.0	
ARKANSAS STATE	11/14/17	*	30	2-4	.500	1-2	.500	1-2	.500	1	2	3	5.0	2	0	6	3	0	0	6	12.0	
#17/14 FLORIDA STATE	11/17/17	*	31	2-9	.222	1-4	.250	0-0	.000	0	1	1	3.7	1	0	1	1	0	2	5	9.7	
vs Richmond	11/21/17	*	34	4-9	.444	1-3	.333	4-6	.667	1	3	4	3.8	1	0	6	2	0	2	13	10.5	
vs Stetson	11/22/17	*	34	8-16	.500	5-11	.455	0-0	.000	0	1	1	3.2	4	0	3	0	0	0	21	12.6	
vs Savannah State	11/23/17	*	17	1-6	.167	0-4	.000	1-1	1.000	1	1	2	3.0	1	0	2	2	0	0	3	11.0	
JACKSONVILLE	11/28/17	*	30	7-10	.700	2-4	.500	0-0	.000	3	4	7	3.6	1	0	1	2	0	1	16	11.7	
at Oklahoma	12/3/17	*	35	8-11	.727	6-7	.857	7-9	.778	2	6	8	4.1	0	0	4	1	0	0	29	13.9	
#12 OHIO STATE	12/06/17	*	29	1-8	.125	0-7	.000	0-0	.000	0	1	1	3.8	3	0	1	3	1	0	2	12.6	
MARSHALL	12/10/17	*	32	5-12	.417	5-10	.500	3-4	.750	1	2	3	3.7	2	0	4	2	0	2	18	13.1	
CHATTANOOGA	12/20/17	*	33	1-7	.143	0-6	.000	1-1	1.000	0	6	6	3.9	1	0	1	2	0	2	3	12.2	
SAINT JOSEPH'S	12/21/17	*	36	3-9	.333	2-6	.333	3-4	.750	1	6	7	4.2	1	0	4	3	0	0	11	12.1	
DELAWARE STATE	12/27/17	*	22	5-12	.417	1-6	.167	0-0	.000	3	4	7	4.4	0	0	3	3	0	0	11	12.0	
at Auburn	12/31/17	*	35	3-8	.375	2-5	.400	1-2	.500	2	4	6	4.5	1	0	2	5	0	2	9	11.8	
ALABAMA	01/04/18	*	35	4-11	.364	3-8	.375	2-2	1.000	0	0	0	4.2	2	0	3	4	1	2	13	11.9	
at Ole Miss	01/07/18	*	44	5-7	.714	2-4	.500	0-1	.000	2	4	6	4.3	0	0	2	6	0	1	12	11.9	
Totals.....			16	512	67-153	.438	33-92	.359	23-32	.719	20	49	69	4.3	20	0	51	41	3	16	190	11.9

Games played: 16  
 Minutes/game: 32.0  
 Points/game: 11.9  
 FG Pct: 43.8  
 3FG Pct: 35.9  
 FT Pct: 71.9

Rebounds/game: 4.3  
 Assists/game: 3.2  
 Turnovers/game: 2.6  
 Assist/turnover ratio: 1.2  
 Steals/game: 1.0  
 Blocks/game: 0.2

#12 Hersler, Paulina

Opponent	Date	GS	Min	---TOTAL---		---3-PTS---		----REBOUNDS----														
				FG-FGA	Pct	3FG-FGA	Pct	FT-FTA	Pct	Off	Def	Tot	Avg	PF	FO	A	TO	Blk	Stl	Pts	Avg	
GEORGIA STATE	11/11/17	*	30	6-9	.667	3-5	.600	0-0	.000	2	3	5	5.0	1	0	3	2	1	0	15	15.0	
ARKANSAS STATE	11/14/17	*	34	5-12	.417	1-4	.250	1-1	1.000	1	10	11	8.0	1	0	1	1	3	0	12	13.5	
#17/14 FLORIDA STATE	11/17/17	*	27	5-8	.625	1-3	.333	0-0	.000	0	3	3	6.3	2	0	1	2	0	0	11	12.7	
vs Richmond	11/21/17	*	32	4-10	.400	2-5	.400	1-3	.333	1	4	5	6.0	1	0	2	4	0	0	11	12.3	
vs Stetson	11/22/17	*	26	4-8	.500	0-2	.000	1-1	1.000	0	4	4	5.6	0	0	1	1	0	1	9	11.6	
vs Savannah State	11/23/17	*	23	5-9	.556	3-5	.600	4-4	1.000	3	6	9	6.2	2	0	1	1	0	0	17	12.5	
JACKSONVILLE	11/28/17	*	33	3-8	.375	1-1	1.000	0-0	.000	2	4	6	6.1	4	0	2	4	1	2	7	11.7	
at Oklahoma	12/3/17	*	25	3-9	.333	1-4	.250	2-3	.667	1	3	4	5.9	3	0	0	0	0	0	9	11.4	
#12 OHIO STATE	12/06/17	*	27	5-13	.385	3-7	.429	1-1	1.000	0	6	6	5.9	1	0	1	2	0	0	14	11.7	
MARSHALL	12/10/17	*	29	4-7	.571	1-2	.500	3-6	.500	0	4	4	5.7	1	0	0	1	0	0	12	11.7	
CHATTANOOGA	12/20/17	*	31	3-11	.273	0-5	.000	2-2	1.000	1	4	5	5.6	2	0	2	1	0	1	8	11.4	
SAINT JOSEPH'S	12/21/17	*	30	7-10	.700	3-5	.600	2-2	1.000	3	5	8	5.8	1	0	1	0	2	1	19	12.0	
DELAWARE STATE	12/27/17	*	28	6-11	.545	1-2	.500	2-3	.667	3	5	8	6.0	2	0	0	0	0	0	15	12.2	
at Auburn	12/31/17	*	31	4-5	.800	1-2	.500	3-3	1.000	3	6	9	6.2	2	0	0	6	0	1	12	12.2	
ALABAMA	01/04/18	*	35	3-10	.300	2-6	.333	0-0	.000	3	6	9	6.4	1	0	1	1	1	2	8	11.9	
at Ole Miss	01/07/18	*	42	5-12	.417	1-7	.143	1-3	.333	4	7	11	6.7	3	0	1	1	0	1	12	11.9	
Totals.....			16	483	72-152	.474	24-65	.369	23-32	.719	27	80	107	6.7	27	0	17	27	8	9	191	11.9

Games played: 16  
 Minutes/game: 30.2  
 Points/game: 11.9  
 FG Pct: 47.4  
 3FG Pct: 36.9  
 FT Pct: 71.9

Rebounds/game: 6.7  
 Assists/game: 1.1  
 Turnovers/game: 1.7  
 Assist/turnover ratio: 0.6  
 Steals/game: 0.6  
 Blocks/game: 0.5

#15 Searcy, Sydney

Opponent	Date	GS	Min	---TOTAL---		---3-PTS---		----REBOUNDS----													
				FG-FGA	Pct	3FG-FGA	Pct	FT-FTA	Pct	Off	Def	Tot	Avg	PF	FO	A	TO	Blk	Stl	Pts	Avg
GEORGIA STATE	11/11/17		2	0-0	.000	0-0	.000	1-2	.500	0	0	0	0.0	1	0	0	1	0	1	1	1.0
ARKANSAS STATE	11/14/17		8	1-2	.500	0-1	.000	2-2	1.000	0	0	0	0.0	0	0	0	0	0	0	4	2.5
#17/14 FLORIDA STATE	11/17/17		6	1-2	.500	1-2	.500	0-0	.000	0	0	0	0.0	0	0	0	0	0	0	3	2.7
vs Richmond	11/21/17		15	1-4	.250	1-3	.333	0-0	.000	1	1	2	0.5	4	0	0	0	0	0	3	2.8
vs Stetson	11/22/17 *		26	4-8	.500	3-6	.500	0-0	.000	1	1	2	0.8	4	0	3	1	0	0	11	4.4
vs Savannah State	11/23/17 *		33	7-13	.538	6-12	.500	0-0	.000	1	3	4	1.3	0	0	2	0	0	20	7.0	
JACKSONVILLE	11/28/17		23	2-4	.500	2-2	1.000	0-0	.000	1	0	1	1.3	2	0	1	1	0	2	6	6.9
at Oklahoma	12/3/17		15	0-2	.000	0-1	.000	0-0	.000	1	1	2	1.4	0	0	2	1	0	0	0	6.0
#12 OHIO STATE	12/06/17		16	1-4	.250	1-4	.250	0-0	.000	0	0	0	1.2	0	0	0	1	0	0	3	5.7
MARSHALL	12/10/17		12	1-6	.167	1-6	.167	0-0	.000	0	1	1	1.2	2	0	2	2	0	0	3	5.4
DELAWARE STATE	12/27/17		23	3-4	.750	3-4	.750	2-6	.333	1	3	4	1.5	0	0	2	1	0	0	11	5.9
at Auburn	12/31/17		22	3-5	.600	1-3	.333	1-3	.333	0	2	2	1.5	2	0	2	0	0	8	6.1	
ALABAMA	01/04/18		13	0-2	.000	0-1	.000	0-0	.000	1	3	4	1.7	1	0	1	0	0	0	5.6	
at Ole Miss	01/07/18		20	0-7	.000	0-5	.000	0-2	.000	1	2	3	1.8	0	0	0	2	0	1	0	5.2
Totals.....		2	234	24-63	.381	19-50	.380	6-15	.400	8	17	25	1.8	16	0	13	12	0	4	73	5.2

Games played: 14  
 Minutes/game: 16.7  
 Points/game: 5.2  
 FG Pct: 38.1  
 3FG Pct: 38.0  
 FT Pct: 40.0  
 Rebounds/game: 1.8  
 Assists/game: 0.9  
 Turnovers/game: 0.9  
 Assist/turnover ratio: 1.1  
 Steals/game: 0.3

#22 Morang, Sydney

Opponent	Date	GS	Min	---TOTAL---		---3-PTS---		----REBOUNDS----													
				FG-FGA	Pct	3FG-FGA	Pct	FT-FTA	Pct	Off	Def	Tot	Avg	PF	FO	A	TO	Blk	Stl	Pts	Avg
GEORGIA STATE	11/11/17		16	1-5	.200	1-4	.250	0-0	.000	0	1	1	1.0	4	0	0	1	0	1	3	3.0
ARKANSAS STATE	11/14/17		15	2-3	.667	1-2	.500	0-0	.000	1	0	1	1.0	1	0	1	0	0	0	5	4.0
#17/14 FLORIDA STATE	11/17/17		19	2-5	.400	2-4	.500	0-2	.000	1	4	5	2.3	1	0	1	0	0	0	6	4.7
Totals.....		0	50	5-13	.385	4-10	.400	0-2	.000	2	5	7	2.3	6	0	2	1	0	1	14	4.7

Games played: 3  
 Minutes/game: 16.7  
 Points/game: 4.7  
 FG Pct: 38.5  
 3FG Pct: 40.0  
 FT Pct: 0.0  
 Rebounds/game: 2.3  
 Assists/game: 0.7  
 Turnovers/game: 0.3  
 Assist/turnover ratio: 2.0  
 Steals/game: 0.3

#23 Thomas, Jalaysha

Opponent	Date	GS	Min	---TOTAL---		---3-PTS---		----REBOUNDS----													
				FG-FGA	Pct	3FG-FGA	Pct	FT-FTA	Pct	Off	Def	Tot	Avg	PF	FO	A	TO	Blk	Stl	Pts	Avg
GEORGIA STATE	11/11/17		12	1-3	.333	0-0	.000	0-2	.000	3	3	6	6.0	1	0	1	2	0	2	2	2.0
ARKANSAS STATE	11/14/17		7	1-1	1.000	0-0	.000	0-0	.000	0	0	0	3.0	1	0	0	1	0	0	2	2.0
#17/14 FLORIDA STATE	11/17/17		15	2-3	.667	0-1	.000	0-0	.000	1	1	2	2.7	1	0	0	1	0	0	4	2.7
vs Richmond	11/21/17		14	2-4	.500	1-2	.500	0-0	.000	1	2	3	2.8	1	0	1	2	0	0	5	3.3
vs Stetson	11/22/17		18	0-1	.000	0-0	.000	0-0	.000	1	1	2	2.6	1	0	1	1	1	0	0	2.6
vs Savannah State	11/23/17		19	3-5	.600	1-3	.333	0-0	.000	3	9	12	4.2	1	0	0	0	0	0	7	3.3
JACKSONVILLE	11/28/17		11	1-1	1.000	0-0	.000	0-0	.000	1	2	3	4.0	0	0	1	0	0	0	2	3.1
at Oklahoma	12/3/17		20	0-1	.000	0-1	.000	0-0	.000	1	6	7	4.4	2	0	1	2	0	0	0	2.8
#12 OHIO STATE	12/06/17		15	2-3	.667	0-0	.000	1-2	.500	4	3	7	4.7	0	0	0	3	0	0	5	3.0
MARSHALL	12/10/17		9	1-2	.500	0-0	.000	1-1	1.000	2	4	6	4.8	2	0	0	0	0	0	3	3.0
CHATTANOOGA	12/20/17		8	1-2	.500	0-0	.000	0-0	.000	0	1	1	4.5	1	0	0	0	0	0	2	2.9
SAINT JOSEPH'S	12/21/17		4	0-1	.000	0-0	.000	0-0	.000	1	0	1	4.2	0	0	1	0	0	0	0	2.7
DELAWARE STATE	12/27/17		10	1-1	1.000	1-1	1.000	2-2	1.000	0	5	5	4.2	0	0	0	0	0	0	5	2.8
at Auburn	12/31/17		5	0-0	.000	0-0	.000	0-0	.000	0	1	1	4.0	0	0	0	0	0	0	0	2.6
ALABAMA	01/04/18		3	0-1	.000	0-0	.000	0-0	.000	1	0	1	3.8	0	0	0	0	0	0	0	2.5
at Ole Miss	01/07/18		6	0-0	.000	0-0	.000	0-0	.000	0	1	1	3.6	0	0	1	0	0	0	0	2.3
Totals.....		0	176	15-29	.517	3-8	.375	4-7	.571	19	39	58	3.6	11	0	7	12	1	2	37	2.3

Games played: 16  
 Minutes/game: 11.0  
 Points/game: 2.3  
 FG Pct: 51.7  
 3FG Pct: 37.5  
 FT Pct: 57.1  
 Rebounds/game: 3.6  
 Assists/game: 0.4  
 Turnovers/game: 0.8  
 Assist/turnover ratio: 0.6  
 Steals/game: 0.1  
 Blocks/game: 0.1

#24 Hayes, Mikayla

Opponent	Date	GS	Min	---TOTAL---		---3-PTS---		----REBOUNDS----															
				FG-FGA	Pct	3FG-FGA	Pct	FT-FTA	Pct	Off	Def	Tot	Avg	PF	FO	A	TO	Blk	Stl	Pts	Avg		
GEORGIA STATE	11/11/17		7	1-2	.500	0-1	.000	0-0	.000	0	1	1	1.0	0	0	0	0	0	0	0	0	2	2.0
ARKANSAS STATE	11/14/17		6	1-1	1.000	0-0	.000	2-2	1.000	0	1	1	1.0	0	0	0	0	1	0	0	4	3.0	
#17/14 FLORIDA STATE	11/17/17		9	0-1	.000	0-0	.000	1-2	.500	2	0	2	1.3	0	0	0	0	0	0	0	1	2.3	
vs Richmond	11/21/17		3	0-1	.000	0-0	.000	0-0	.000	0	0	0	1.0	1	0	0	0	0	0	0	0	1.8	
vs Stetson	11/22/17		6	0-2	.000	0-0	.000	0-0	.000	0	0	0	0.8	1	0	0	0	0	0	0	0	1.4	
vs Savannah State	11/23/17		14	2-6	.333	1-2	.500	4-6	.667	2	2	4	1.3	2	0	0	0	0	0	0	9	2.7	
JACKSONVILLE	11/28/17		3	0-0	.000	0-0	.000	0-0	.000	0	1	1	1.3	0	0	0	0	1	0	0	0	2.3	
at Oklahoma	12/3/17		5	0-1	.000	0-0	.000	0-0	.000	0	1	1	1.3	1	0	0	0	0	0	0	0	2.0	
#12 OHIO STATE	12/06/17		7	2-3	.667	0-0	.000	0-0	.000	1	2	3	1.4	1	0	0	1	0	1	4	2.2		
MARSHALL	12/10/17		10	1-2	.500	0-0	.000	0-0	.000	1	0	1	1.4	0	0	1	2	0	0	2	2.2		
CHATTANOOGA	12/20/17		8	0-1	.000	0-0	.000	0-0	.000	1	0	1	1.4	0	0	0	1	1	0	0	2.0		
SAINT JOSEPH'S	12/21/17		20	1-5	.200	0-1	.000	1-2	.500	2	3	5	1.7	2	0	1	2	0	0	3	2.1		
DELAWARE STATE	12/27/17		10	1-2	.500	0-1	.000	1-2	.500	1	3	4	1.8	1	0	0	1	0	0	3	2.2		
at Auburn	12/31/17		17	1-2	.500	0-0	.000	0-2	.000	1	1	2	1.9	2	0	0	1	1	0	2	2.1		
ALABAMA	01/04/18		7	1-1	1.000	0-0	.000	0-1	.000	1	2	3	1.9	1	0	0	0	0	0	2	2.1		
at Ole Miss	01/07/18		9	2-4	.500	1-1	1.000	0-0	.000	0	1	1	1.9	2	0	1	0	0	1	5	2.3		
Totals.....		0	141	13-34	.382	2-6	.333	9-17	.529	12	18	30	1.9	14	0	3	8	4	2	37	2.3		

Games played: 16  
 Minutes/game: 8.8  
 Points/game: 2.3  
 FG Pct: 38.2  
 3FG Pct: 33.3  
 FT Pct: 52.9

Rebounds/game: 1.9  
 Assists/game: 0.2  
 Turnovers/game: 0.5  
 Assist/turnover ratio: 0.4  
 Steals/game: 0.1  
 Blocks/game: 0.3

#44 Lorenzen, Haley

Opponent	Date	GS	Min	---TOTAL---		---3-PTS---		----REBOUNDS----													
				FG-FGA	Pct	3FG-FGA	Pct	FT-FTA	Pct	Off	Def	Tot	Avg	PF	FO	A	TO	Blk	Stl	Pts	Avg
GEORGIA STATE	11/11/17	*	30	7-14	.500	1-3	.333	3-3	1.000	6	6	12	12.0	1	0	3	1	1	0	18	18.0
ARKANSAS STATE	11/14/17	*	33	4-9	.444	0-2	.000	1-2	.500	2	4	6	9.0	2	0	1	1	1	1	9	13.5
#17/14 FLORIDA STATE	11/17/17	*	29	1-8	.125	0-1	.000	0-0	.000	1	5	6	8.0	1	0	4	0	0	0	2	9.7
vs Richmond	11/21/17	*	31	4-10	.400	0-2	.000	6-6	1.000	3	7	10	8.5	3	0	2	0	0	2	14	10.8
vs Stetson	11/22/17	*	30	5-9	.556	0-0	.000	0-0	.000	3	4	7	8.2	0	0	0	0	1	0	10	10.6
vs Savannah State	11/23/17	*	24	7-10	.700	2-3	.667	2-2	1.000	2	6	8	8.2	1	0	2	1	0	2	18	11.8
JACKSONVILLE	11/28/17	*	34	9-15	.600	1-2	.500	1-2	.500	6	5	11	8.6	2	0	0	2	0	0	20	13.0
at Oklahoma	12/3/17	*	30	1-4	.250	0-0	.000	5-8	.625	5	6	11	8.9	4	0	1	6	0	0	7	12.3
#12 OHIO STATE	12/06/17	*	32	7-14	.500	1-2	.500	2-2	1.000	6	5	11	9.1	2	0	3	3	0	0	17	12.8
MARSHALL	12/10/17	*	32	2-3	.667	0-0	.000	2-2	1.000	2	7	9	9.1	1	0	5	2	0	2	6	12.1
CHATTANOOGA	12/20/17	*	33	6-9	.667	0-0	.000	2-2	1.000	7	5	12	9.4	1	0	1	2	0	2	14	12.3
SAINT JOSEPH'S	12/21/17	*	24	6-14	.429	0-1	.000	0-0	.000	3	7	10	9.4	2	0	1	1	0	1	12	12.3
DELAWARE STATE	12/27/17	*	28	7-12	.583	1-2	.500	3-4	.750	4	8	12	9.6	0	0	3	1	1	0	18	12.7
at Auburn	12/31/17	*	27	0-3	.000	0-0	.000	0-0	.000	1	5	6	9.4	2	0	4	3	1	0	0	11.8
ALABAMA	01/04/18	*	35	6-11	.545	0-0	.000	2-2	1.000	1	6	7	9.2	4	0	4	2	1	1	14	11.9
at Ole Miss	01/07/18	*	43	6-12	.500	1-2	.500	6-6	1.000	5	5	10	9.3	3	0	2	3	0	1	19	12.4
Totals.....		16	495	78-157	.497	7-20	.350	35-41	.854	57	91	148	9.3	29	0	36	28	6	12	198	12.4

Games played: 16  
 Minutes/game: 30.9  
 Points/game: 12.4  
 FG Pct: 49.7  
 3FG Pct: 35.0  
 FT Pct: 85.4

Rebounds/game: 9.3  
 Assists/game: 2.3  
 Turnovers/game: 1.8  
 Assist/turnover ratio: 1.3  
 Steals/game: 0.8  
 Blocks/game: 0.4

#55 Stephanie Brower

Opponent	Date	GS	Min	---TOTAL---		---3-PTS---		----REBOUNDS----														
				FG-FGA	Pct	3FG-FGA	Pct	FT-FTA	Pct	Off	Def	Tot	Avg	PF	FO	A	TO	Blk	Stl	Pts	Avg	
SAINT JOSEPH'S	12/21/17		2	0-0	.000	0-0	.000	0-0	.000	0	0	0	0.0	1	0	0	0	0	0	0	0	0.0
DELAWARE STATE	12/27/17		4	0-1	.000	0-0	.000	0-2	.000	0	1	1	0.5	2	0	0	0	0	0	0	0	0.0
Totals.....		0	6	0-1	.000	0-0	.000	0-2	.000	0	1	1	0.5	3	0	0	0	0	0	0	0	0.0

Games played: 2  
 Minutes/game: 3.0  
 FG Pct: 0.0  
 FT Pct: 0.0

Rebounds/game: 0.5

- Individual Career History (Jan 07, 2018)

-----  
Anderson,Dyandria

Year	GP-GS	Min/Avg	Total		3-Point		FT-FTA		Rebounds		PF-FO	Ast	TO	Blk	Stl	Pts/Avg	
			FG-FGA	Pct	FG-FGA	Pct	Pct	Pct	Tot	Avg							
2014-15	30-5	375/12.5	29-85	.341	1-10	.100	11-18	.611	22-26	48	1.6	30-0	13	33	2	30	70/2.3
2015-16	30-13	544/18.1	57-132	.432	11-42	.262	21-25	.840	32-53	85	2.8	39-0	47	50	9	46	146/4.9
2016-17	31-31	1052/33.9	75-187	.401	13-57	.228	59-86	.686	45-105	150	4.8	68-0	151	107	13	51	222/7.2
2017-18	16-16	512/32.0	67-153	.438	33-92	.359	23-32	.719	20-49	69	4.3	20-0	51	41	3	16	190/11.9
<b>TOTAL</b>	<b>107-65</b>	<b>2483/23.2</b>	<b>228-557</b>	<b>.409</b>	<b>58-201</b>	<b>.289</b>	<b>114-161</b>	<b>.708</b>	<b>119-233</b>	<b>352</b>	<b>3.3</b>	<b>157-0</b>	<b>262</b>	<b>231</b>	<b>27</b>	<b>143</b>	<b>628/5.9</b>

-----  
Stephanie Brower

Year	GP-GS	Min/Avg	Total		3-Point		FT-FTA		Rebounds		PF-FO	Ast	TO	Blk	Stl	Pts/Avg	
			FG-FGA	Pct	FG-FGA	Pct	Pct	Pct	Tot	Avg							
2017-18	2-0	6/3.0	0-1	.000	0-0	.000	0-2	.000	0-1	1	0.5	3-0	0	0	0	0	0/0.0
<b>TOTAL</b>	<b>2-0</b>	<b>6/3.0</b>	<b>0-1</b>	<b>.000</b>	<b>0-0</b>	<b>.000</b>	<b>0-2</b>	<b>.000</b>	<b>0-1</b>	<b>1</b>	<b>0.5</b>	<b>3-0</b>	<b>0</b>	<b>0</b>	<b>0</b>	<b>0</b>	<b>0/0.0</b>

-----  
Hayes,Mikayla

Year	GP-GS	Min/Avg	Total		3-Point		FT-FTA		Rebounds		PF-FO	Ast	TO	Blk	Stl	Pts/Avg	
			FG-FGA	Pct	FG-FGA	Pct	Pct	Pct	Tot	Avg							
2017-18	16-0	141/8.8	13-34	.382	2-6	.333	9-17	.529	12-18	30	1.9	14-0	3	8	4	2	37/2.3
<b>TOTAL</b>	<b>16-0</b>	<b>141/8.8</b>	<b>13-34</b>	<b>.382</b>	<b>2-6</b>	<b>.333</b>	<b>9-17</b>	<b>.529</b>	<b>12-18</b>	<b>30</b>	<b>1.9</b>	<b>14-0</b>	<b>3</b>	<b>8</b>	<b>4</b>	<b>2</b>	<b>37/2.3</b>

-----  
Hersler,Paulina

Year	GP-GS	Min/Avg	Total		3-Point		FT-FTA		Rebounds		PF-FO	Ast	TO	Blk	Stl	Pts/Avg	
			FG-FGA	Pct	FG-FGA	Pct	Pct	Pct	Tot	Avg							
2014-15*	27-0	143/5.3	15-48	.313	8-23	.348	7-9	.778	7-16	23	0.9	15-0	2	16	0	2	45/1.7
2015-16*	35-0	364/10.4	30-84	.357	9-27	.333	10-15	.667	26-27	53	1.5	40-0	1	27	5	13	79/2.3
2016-17*	34-2	478/14.1	42-120	.350	18-60	.300	14-19	.737	34-53	87	2.6	48-1	12	36	17	11	116/3.4
2017-18	16-16	483/30.2	72-152	.474	24-65	.369	23-32	.719	27-80	107	6.7	27-0	17	27	8	9	191/11.9
<b>TOTAL</b>	<b>16-16</b>	<b>483/30.2</b>	<b>72-152</b>	<b>.474</b>	<b>24-65</b>	<b>.369</b>	<b>23-32</b>	<b>.719</b>	<b>27-80</b>	<b>107</b>	<b>6.7</b>	<b>27-0</b>	<b>17</b>	<b>27</b>	<b>8</b>	<b>9</b>	<b>191/11.9</b>
<b>All*</b>	<b>112-18</b>	<b>1468/13.1</b>	<b>159-404</b>	<b>.394</b>	<b>59-175</b>	<b>.337</b>	<b>54-75</b>	<b>.720</b>	<b>94-176</b>	<b>270</b>	<b>2.4</b>	<b>130-1</b>	<b>32</b>	<b>106</b>	<b>30</b>	<b>35</b>	<b>431/3.8</b>

\* Statistics from prior team/school

-----  
Johnson,Tameria

Year	GP-GS	Min/Avg	Total		3-Point		FT-FTA		Rebounds		PF-FO	Ast	TO	Blk	Stl	Pts/Avg	
			FG-FGA	Pct	FG-FGA	Pct	Pct	Pct	Tot	Avg							
2017-18	13-0	79/6.1	4-12	.333	0-1	.000	5-8	.625	4-9	13	1.0	13-0	12	14	0	5	13/1.0
<b>TOTAL</b>	<b>13-0</b>	<b>79/6.1</b>	<b>4-12</b>	<b>.333</b>	<b>0-1</b>	<b>.000</b>	<b>5-8</b>	<b>.625</b>	<b>4-9</b>	<b>13</b>	<b>1.0</b>	<b>13-0</b>	<b>12</b>	<b>14</b>	<b>0</b>	<b>5</b>	<b>13/1.0</b>

-----  
Lorenzen,Haley

Year	GP-GS	Min/Avg	Total		3-Point		FT-FTA		Rebounds		PF-FO	Ast	TO	Blk	Stl	Pts/Avg	
			FG-FGA	Pct	FG-FGA	Pct	Pct	Pct	Tot	Avg							
2014-15	29-21	625/21.6	88-182	.484	0-0	.000	30-49	.612	54-63	117	4.0	58-0	18	36	30	21	206/7.1
2015-16	31-27	701/22.6	122-236	.517	0-0	.000	45-74	.608	81-88	169	5.5	81-3	15	46	32	24	289/9.3
2016-17	30-26	874/29.1	151-312	.484	11-26	.423	38-56	.679	71-110	181	6.0	85-3	40	60	38	32	351/11.7
2017-18	16-16	495/30.9	78-157	.497	7-20	.350	35-41	.854	57-91	148	9.3	29-0	36	28	6	12	198/12.4
<b>TOTAL</b>	<b>106-90</b>	<b>2695/25.4</b>	<b>439-887</b>	<b>.495</b>	<b>18-46</b>	<b>.391</b>	<b>148-220</b>	<b>.673</b>	<b>263-352</b>	<b>615</b>	<b>5.8</b>	<b>253-6</b>	<b>109</b>	<b>170</b>	<b>106</b>	<b>89</b>	<b>1044/9.8</b>

-----  
Morang,Sydney

Year	GP-GS	Min/Avg	Total		3-Point		FT-FTA		Rebounds		PF-FO	Ast	TO	Blk	Stl	Pts/Avg	
			FG-FGA	Pct	FG-FGA	Pct	Pct	Pct	Tot	Avg							
2016-17	27-9	455/16.9	29-106	.274	24-91	.264	3-7	.429	21-27	48	1.8	34-1	15	11	5	12	85/3.1
2017-18	3-0	50/16.7	5-13	.385	4-10	.400	0-2	.000	2-5	7	2.3	6-0	2	1	0	1	14/4.7
<b>TOTAL</b>	<b>30-9</b>	<b>505/16.8</b>	<b>34-119</b>	<b>.286</b>	<b>28-101</b>	<b>.277</b>	<b>3-9</b>	<b>.333</b>	<b>23-32</b>	<b>55</b>	<b>1.8</b>	<b>40-1</b>	<b>17</b>	<b>12</b>	<b>5</b>	<b>13</b>	<b>99/3.3</b>

-----  
Nakkasoglu,Funda

Year	GP-GS	Min/Avg	Total		3-Point		FT-FTA		Rebounds		PF-FO	Ast	TO	Blk	Stl	Pts/Avg	
			FG-FGA	Pct	FG-FGA	Pct	Pct	Pct	Tot	Avg							
2014-15*	29-28	996/34.3	163-413	.395	33-106	.311	145-180	.806	13-76	89	3.1	69-1	136	132	3	28	504/17.4
2015-16*	31-31	1094/35.3	199-471	.423	50-141	.355	197-224	.879	10-72	82	2.6	47-0	138	104	1	42	645/20.8
2017-18	14-14	490/35.0	72-166	.434	40-107	.374	36-46	.783	6-31	37	2.6	18-0	37	49	0	7	220/15.7
<b>TOTAL</b>	<b>14-14</b>	<b>490/35.0</b>	<b>72-166</b>	<b>.434</b>	<b>40-107</b>	<b>.374</b>	<b>36-46</b>	<b>.783</b>	<b>6-31</b>	<b>37</b>	<b>2.6</b>	<b>18-0</b>	<b>37</b>	<b>49</b>	<b>0</b>	<b>7</b>	<b>220/15.7</b>
<b>All*</b>	<b>74-73</b>	<b>2580/34.9</b>	<b>434-1050</b>	<b>.413</b>	<b>123-354</b>	<b>.347</b>	<b>378-450</b>	<b>.840</b>	<b>29-179</b>	<b>208</b>	<b>2.8</b>	<b>134-1</b>	<b>311</b>	<b>285</b>	<b>4</b>	<b>77</b>	<b>1369/18.5</b>

\* Statistics from prior team/school

- Individual Career History (Jan 07, 2018)

-----  
 -----  
 Portakal,Elif

Year	GP-GS	Min/Avg	Total		3-Point		Rebounds				PF-FO	Ast	TO	Blk	Stl	Pts/Avg	
			FG-FGA	Pct	FG-FGA	Pct	FT-FTA	Pct	Off-Def	Tot							Avg
2016-17	19-0	130/6.8	5-17	.294	2-6	.333	1-4	.250	0-9	9	0.5	6-0	20	26	0	4	13/0.7
2017-18	16-0	108/6.8	4-21	.190	2-13	.154	3-4	.750	2-5	7	0.4	9-0	9	11	0	0	13/0.8
TOTAL	35-0	238/6.8	9-38	.237	4-19	.211	4-8	.500	2-14	16	0.5	15-0	29	37	0	4	26/0.7

-----  
 -----  
 Searcy,Sydney

Year	GP-GS	Min/Avg	Total		3-Point		Rebounds				PF-FO	Ast	TO	Blk	Stl	Pts/Avg	
			FG-FGA	Pct	FG-FGA	Pct	FT-FTA	Pct	Off-Def	Tot							Avg
2016-17	31-0	367/11.8	28-80	.350	3-25	.120	11-17	.647	10-19	29	0.9	53-3	23	28	3	24	70/2.3
2017-18	14-2	234/16.7	24-63	.381	19-50	.380	6-15	.400	8-17	25	1.8	16-0	13	12	0	4	73/5.2
TOTAL	45-2	601/13.4	52-143	.364	22-75	.293	17-32	.531	18-36	54	1.2	69-3	36	40	3	28	143/3.2

-----  
 -----  
 Thomas,Jalaysha

Year	GP-GS	Min/Avg	Total		3-Point		Rebounds				PF-FO	Ast	TO	Blk	Stl	Pts/Avg	
			FG-FGA	Pct	FG-FGA	Pct	FT-FTA	Pct	Off-Def	Tot							Avg
2017-18	16-0	176/11.0	15-29	.517	3-8	.375	4-7	.571	19-39	58	3.6	11-0	7	12	1	2	37/2.3
TOTAL	16-0	176/11.0	15-29	.517	3-8	.375	4-7	.571	19-39	58	3.6	11-0	7	12	1	2	37/2.3

-----  
 -----  
 Washington,Delicia

Year	GP-GS	Min/Avg	Total		3-Point		Rebounds				PF-FO	Ast	TO	Blk	Stl	Pts/Avg	
			FG-FGA	Pct	FG-FGA	Pct	FT-FTA	Pct	Off-Def	Tot							Avg
2016-17	31-30	802/25.9	140-346	.405	10-38	.263	55-94	.585	57-107	164	5.3	95-3	51	106	2	41	345/11.1
2017-18	16-16	476/29.8	61-177	.345	19-73	.260	26-50	.520	34-104	138	8.6	38-1	57	58	0	9	167/10.4
TOTAL	47-46	1278/27.2	201-523	.384	29-111	.261	81-144	.563	91-211	302	6.4	133-4	108	164	2	50	512/10.9



2017-18 Univ. of Florida  
Specialty Statistics

Opponent	T/O	2ndCh	Paint	FastB	Bench	Ties	Leads	WL	Score	Leads overcome
Georgia State	20	22	34	8	13	1	1	W	82-66	trailed by 8 1st-08:27
Arkansas State	13	15	26	0	15	7	5	L	69-70	lost 4 3rd-09:32
#17/14 Florida State	6	8	20	4	16	2	0	L	54-84	lost 2 1st-09:20
Richmond	9	7	16	2	8	0	3	W	87-80	trailed by 2 3rd-00:33
Stetson	13	8	24	0	6	2	2	L	71-85	lost 3 1st-03:58
Savannah State	14	15	20	8	20	0	0	W	90-40	
Jacksonville	19	26	36	7	8	0	0	W	69-59	
Oklahoma	6	14	18	2	0	1	3	W	80-61	trailed by 2 1st-09:50
#12 Ohio State	11	14	28	2	14	0	0	L	77-103	
Marshall	15	11	14	2	11	2	2	W	74-69	trailed by 6 1st-05:48
Chattanooga	10	8	30	4	2	6	4	L	60-65	lost 10 2nd-00:01
Saint Joseph's	19	21	28	0	5	1	1	W	71-51	trailed by 2 1st-09:41
Delaware State	7	16	32	4	21	0	0	W	85-51	
Auburn	2	16	18	2	10	1	1	L	55-84	lost 16 1st-03:19
Alabama	8	7	14	2	2	1	1	L	54-63	lost 2 1st-09:39
Ole Miss	19	11	26	8	5	3	5	L	75-78	lost 3 1st-06:14
Totals	191	219	384	55	156	27	28			
Average/Game	11.9	13.7	24.0	3.4	9.8	1.7	1.8			
Opponent	274	178	472	90	348	23	27			
Average/Game	17.1	11.1	29.5	5.6	21.8	1.4	1.7			

2017-18 Univ. of Florida  
 Florida Player High/Low Analysis (as of Jan 07, 2018)  
 Games won

Florida - INDIVIDUAL GAME HIGHS

Points.....	29	Anderson,Dyandria at Oklahoma (12/3/17)
	25	Nakkasoglu,Funda vs Richmond (11/21/17)
	24	Nakkasoglu,Funda at Oklahoma (12/3/17)
	20	Lorenzen,Haley vs Jacksonville (11/28/17)
	20	Searcy,Sydney vs Savannah State (11/23/17)
Field Goals Made.....	9	Lorenzen,Haley vs Jacksonville (11/28/17)
	8	Anderson,Dyandria at Oklahoma (12/3/17)
	8	Nakkasoglu,Funda vs Richmond (11/21/17)
	8	Anderson,Dyandria vs Georgia State (11/11/17)
Field Goal Att.....	15	Nakkasoglu,Funda at Oklahoma (12/3/17)
	15	Lorenzen,Haley vs Jacksonville (11/28/17)
FG Pct (min 5 made).....	.875 ( 7-8 )	Washington,Delicia vs Saint Joseph's (12/21/17)
	.727 ( 8-11)	Anderson,Dyandria at Oklahoma (12/3/17)
	.727 ( 8-11)	Nakkasoglu,Funda vs Richmond (11/21/17)
3-Point FG Made.....	7	Nakkasoglu,Funda vs Richmond (11/21/17)
	6	Anderson,Dyandria at Oklahoma (12/3/17)
	6	Searcy,Sydney vs Savannah State (11/23/17)
3-Point FG Att.....	12	Nakkasoglu,Funda vs Marshall (12/10/17)
	12	Searcy,Sydney vs Savannah State (11/23/17)
3-Pt FG Pct (min 2 made)....	1.000 ( 2-2 )	Searcy,Sydney vs Jacksonville (11/28/17)
	.857 ( 6-7 )	Anderson,Dyandria at Oklahoma (12/3/17)
Free Throws Made.....	7	Anderson,Dyandria at Oklahoma (12/3/17)
	6	Nakkasoglu,Funda at Oklahoma (12/3/17)
	6	Lorenzen,Haley vs Richmond (11/21/17)
Free Throw Att.....	9	Anderson,Dyandria at Oklahoma (12/3/17)
	8	Washington,Delicia vs Marshall (12/10/17)
	8	Lorenzen,Haley at Oklahoma (12/3/17)
FT Pct (min 3 made).....	1.000 ( 6-6 )	Lorenzen,Haley vs Richmond (11/21/17)
	1.000 ( 4-4 )	Hersler,Paulina vs Savannah State (11/23/17)
	1.000 ( 3-3 )	Lorenzen,Haley vs Georgia State (11/11/17)
Rebounds.....	15	Washington,Delicia at Oklahoma (12/3/17)
	12	Washington,Delicia vs Delaware State (12/27/17)
	12	Lorenzen,Haley vs Delaware State (12/27/17)
	12	Thomas,Jalaysha vs Savannah State (11/23/17)
	12	Washington,Delicia vs Savannah State (11/23/17)
	12	Lorenzen,Haley vs Georgia State (11/11/17)
Assists.....	10	Washington,Delicia vs Savannah State (11/23/17)
	8	Anderson,Dyandria vs Georgia State (11/11/17)
Steals.....	3	Washington,Delicia at Oklahoma (12/3/17)
	2	Lorenzen,Haley vs Marshall (12/10/17)
	2	Anderson,Dyandria vs Marshall (12/10/17)
	2	Searcy,Sydney vs Jacksonville (11/28/17)
	2	Hersler,Paulina vs Jacksonville (11/28/17)
	2	Lorenzen,Haley vs Savannah State (11/23/17)
	2	Anderson,Dyandria vs Richmond (11/21/17)
	2	Lorenzen,Haley vs Richmond (11/21/17)
	2	Anderson,Dyandria vs Georgia State (11/11/17)
	2	Thomas,Jalaysha vs Georgia State (11/11/17)
Blocked Shots.....	2	Hersler,Paulina vs Saint Joseph's (12/21/17)
	1	Lorenzen,Haley vs Delaware State (12/27/17)
	1	Hersler,Paulina vs Jacksonville (11/28/17)
	1	Hayes,Mikayla vs Jacksonville (11/28/17)
	1	Anderson,Dyandria vs Georgia State (11/11/17)
	1	Lorenzen,Haley vs Georgia State (11/11/17)
	1	Hersler,Paulina vs Georgia State (11/11/17)
Turnovers.....	7	Washington,Delicia vs Delaware State (12/27/17)
	6	Lorenzen,Haley at Oklahoma (12/3/17)
	6	Nakkasoglu,Funda vs Jacksonville (11/28/17)
	6	Johnson,Tameria vs Savannah State (11/23/17)
Fouls.....	4	Washington,Delicia at Oklahoma (12/3/17)
	4	Lorenzen,Haley at Oklahoma (12/3/17)
	4	Hersler,Paulina vs Jacksonville (11/28/17)
	4	Searcy,Sydney vs Richmond (11/21/17)
	4	Morang,Sydney vs Georgia State (11/11/17)
Minutes.....	37	Nakkasoglu,Funda vs Marshall (12/10/17)
	37	Nakkasoglu,Funda at Oklahoma (12/3/17)
	36	Anderson,Dyandria vs Saint Joseph's (12/21/17)
	36	Washington,Delicia vs Marshall (12/10/17)
	35	Anderson,Dyandria at Oklahoma (12/3/17)
	35	Anderson,Dyandria vs Georgia State (11/11/17)

2017-18 Univ. of Florida  
 Florida High/Low Analysis (as of Jan 07, 2018)  
 Games won

OPPONENT INDIVIDUAL GAME HIGHS

Points.....	25	BUIE, Brandi vs Jacksonville (11/28/17)
	22	Pellington,Shaina at Oklahoma (12/3/17)
	21	Hamilton, Talequia vs Marshall (12/10/17)
	20	Lewis, Jada vs Georgia State (11/11/17)
	18	PARSON, Alex vs Richmond (11/21/17)
Field Goals Made.....	11	Pellington,Shaina at Oklahoma (12/3/17)
	9	Hamilton, Talequia vs Marshall (12/10/17)
	9	BUIE, Brandi vs Jacksonville (11/28/17)
Field Goal Att.....	20	Hamilton, Talequia vs Marshall (12/10/17)
	19	JACKSON,Arion vs Delaware State (12/27/17)
	19	BUIE, Brandi vs Jacksonville (11/28/17)
FG Pct (min 5 made).....	.647 (11-17)	Pellington,Shaina at Oklahoma (12/3/17)
	.556 ( 5-9 )	FRANKLYN, Adashia vs Saint Joseph's (12/21/17)
	.556 ( 5-9 )	Alexander, Asheika vs Marshall (12/10/17)
	.556 ( 5-9 )	Newby, Madison vs Georgia State (11/11/17)
3-Point FG Made.....	3	Hamilton, Talequia vs Marshall (12/10/17)
	3	PARSON, Alex vs Richmond (11/21/17)
	3	Fluker, Shay vs Georgia State (11/11/17)
	3	Lewis, Jada vs Georgia State (11/11/17)
3-Point FG Att.....	8	BARBER,Keke vs Delaware State (12/27/17)
	8	Llanusa,Ana at Oklahoma (12/3/17)
	8	PARSON, Alex vs Richmond (11/21/17)
	8	Fluker, Shay vs Georgia State (11/11/17)
3-Pt FG Pct (min 2 made).....	1.000 ( 2-2 )	Mayo, Kristen vs Marshall (12/10/17)
	.667 ( 2-3 )	JONES,Ryan vs Delaware State (12/27/17)
	.667 ( 2-3 )	BROWN, Jasmyn vs Jacksonville (11/28/17)
Free Throws Made.....	7	PARSON, Micaela vs Richmond (11/21/17)
	6	BUIE, Brandi vs Jacksonville (11/28/17)
Free Throw Att.....	8	PARSON, Micaela vs Richmond (11/21/17)
	6	BUIE, Brandi vs Jacksonville (11/28/17)
FT Pct (min 3 made).....	1.000 ( 6-6 )	BUIE, Brandi vs Jacksonville (11/28/17)
	1.000 ( 4-4 )	ALLEN,Kaylee vs Savannah State (11/23/17)
Rebounds.....	13	GORDON, Kayla vs Jacksonville (11/28/17)
	13	Fluker, Shay vs Georgia State (11/11/17)
Assists.....	4	Newby, Madison vs Georgia State (11/11/17)
	3	Gore, Shayna vs Marshall (12/10/17)
	3	BUIE, Brandi vs Jacksonville (11/28/17)
	3	DUGGAN, Amy vs Richmond (11/21/17)
	3	PARSON, Alex vs Richmond (11/21/17)
Steals.....	6	ASHE,Lanayjha vs Delaware State (12/27/17)
	5	SCOTT,Donasja vs Savannah State (11/23/17)
Blocked Shots.....	2	Manning,Maddie at Oklahoma (12/3/17)
	2	Miller-McCray, Shaq vs Georgia State (11/11/17)
Turnovers.....	6	Newby, Madison vs Georgia State (11/11/17)
	3	SHARPE,Alycea vs Delaware State (12/27/17)
	3	MARZ, Avery vs Saint Joseph's (12/21/17)
	3	TEAGUE, Naqaiyyah vs Jacksonville (11/28/17)
	3	PIERCE, Alexis vs Jacksonville (11/28/17)
	3	BUIE, Brandi vs Jacksonville (11/28/17)
	3	PARSON, Micaela vs Richmond (11/21/17)
	3	James, Juliet vs Georgia State (11/11/17)
	3	Fluker, Shay vs Georgia State (11/11/17)
Fouls.....	5	Zhibareva, Ekaterina vs Marshall (12/10/17)
	5	Saintigene, Ashley vs Marshall (12/10/17)
	5	Alexander, Asheika vs Marshall (12/10/17)

2017-18 Univ. of Florida  
 Florida Team High/Low Analysis (as of Jan 07, 2018)  
 All games

Florida - TEAM GAME HIGHS

POINTS.....	90	vs Savannah State (11/23/17)
	87	vs Richmond (11/21/17)
	85	DELAWARE STATE (12/27/17)
	82	GEORGIA STATE (11/11/17)
	80	at Oklahoma (12/3/17)
FIELD GOALS MADE.....	33	GEORGIA STATE (11/11/17)
	30	DELAWARE STATE (12/27/17)
	30	#12 OHIO STATE (12/06/17)
	30	vs Savannah State (11/23/17)
FIELD GOAL ATTEMPTS.....	70	GEORGIA STATE (11/11/17)
	69	at Ole Miss (01/07/18)
FIELD GOAL PERCENTAGE.....	.510 (26-51)	ARKANSAS STATE (11/14/17)
	.492 (30-61)	vs Savannah State (11/23/17)
3 PT FIELD GOALS MADE.....	17	vs Savannah State (11/23/17)
	15	vs Richmond (11/21/17)
3 PT FG ATTEMPTS.....	39	vs Savannah State (11/23/17)
	35	MARSHALL (12/10/17)
3 PT FG PERCENTAGE.....	.500 (15-30)	vs Richmond (11/21/17)
	.462 (12-26)	at Oklahoma (12/3/17)
FREE THROWS MADE.....	22	at Oklahoma (12/3/17)
	17	MARSHALL (12/10/17)
FREE THROW ATTEMPTS.....	30	at Oklahoma (12/3/17)
	26	DELAWARE STATE (12/27/17)
FREE THROW PERCENTAGE.....	.867 (13-15)	vs Savannah State (11/23/17)
	.833 (10-12)	CHATTANOOGA (12/20/17)
REBOUNDS.....	68	DELAWARE STATE (12/27/17)
	58	vs Savannah State (11/23/17)
ASSISTS.....	22	GEORGIA STATE (11/11/17)
	21	vs Savannah State (11/23/17)
STEALS.....	8	at Ole Miss (01/07/18)
	8	GEORGIA STATE (11/11/17)
BLOCKED SHOTS.....	5	ARKANSAS STATE (11/14/17)
	3	ALABAMA (01/04/18)
	3	GEORGIA STATE (11/11/17)
TURNOVERS.....	28	at Auburn (12/31/17)
	24	#12 OHIO STATE (12/06/17)
FOULS.....	16	at Ole Miss (01/07/18)
	16	at Auburn (12/31/17)
	16	vs Stetson (11/22/17)

Opponent - GAME HIGHS

POINTS.....	103	#12 OHIO STATE (12/06/17)
	85	vs Stetson (11/22/17)
	84	at Auburn (12/31/17)
	84	#17/14 FLORIDA STATE (11/17/17)
	80	vs Richmond (11/21/17)
FIELD GOALS MADE.....	40	#12 OHIO STATE (12/06/17)
	32	at Auburn (12/31/17)
	32	#17/14 FLORIDA STATE (11/17/17)
FIELD GOAL ATTEMPTS.....	83	at Auburn (12/31/17)
	81	at Ole Miss (01/07/18)
FIELD GOAL PERCENTAGE.....	.541 (40-74)	#12 OHIO STATE (12/06/17)
	.537 (29-54)	vs Stetson (11/22/17)
3 PT FIELD GOALS MADE.....	11	vs Stetson (11/22/17)
	11	#17/14 FLORIDA STATE (11/17/17)
3 PT FG ATTEMPTS.....	35	at Ole Miss (01/07/18)
	29	DELAWARE STATE (12/27/17)
3 PT FG PERCENTAGE.....	.579 (11-19)	vs Stetson (11/22/17)
	.421 ( 8-19)	ARKANSAS STATE (11/14/17)
FREE THROWS MADE.....	16	vs Stetson (11/22/17)
	14	at Ole Miss (01/07/18)
	14	#12 OHIO STATE (12/06/17)
FREE THROW ATTEMPTS.....	19	vs Stetson (11/22/17)
	16	at Ole Miss (01/07/18)
	16	at Auburn (12/31/17)
FREE THROW PERCENTAGE.....	.933 (14-15)	#12 OHIO STATE (12/06/17)
	.900 ( 9-10)	JACKSONVILLE (11/28/17)
REBOUNDS.....	50	#17/14 FLORIDA STATE (11/17/17)
	48	at Ole Miss (01/07/18)
ASSISTS.....	20	at Ole Miss (01/07/18)
	15	vs Stetson (11/22/17)
STEALS.....	13	at Auburn (12/31/17)
	13	#12 OHIO STATE (12/06/17)
BLOCKED SHOTS.....	6	#12 OHIO STATE (12/06/17)
	4	CHATTANOOGA (12/20/17)
	4	GEORGIA STATE (11/11/17)
TURNOVERS.....	20	GEORGIA STATE (11/11/17)
	17	JACKSONVILLE (11/28/17)
FOULS.....	20	at Ole Miss (01/07/18)
	20	at Auburn (12/31/17)
	20	MARSHALL (12/10/17)
	20	at Oklahoma (12/3/17)

2017-18 Univ. of Florida  
 Florida High/Low Analysis (as of Jan 07, 2018)

Florida - GAME LOWS

POINTS.....	54	#17/14 FLORIDA STATE (11/17/17)
	54	ALABAMA (01/04/18)
	55	at Auburn (12/31/17)
	60	CHATTANOOGA (12/20/17)
	69	ARKANSAS STATE (11/14/17)
	69	JACKSONVILLE (11/28/17)
FIELD GOALS MADE.....	18	at Auburn (12/31/17)
	20	ALABAMA (01/04/18)
FIELD GOAL ATTEMPTS.....	45	at Auburn (12/31/17)
	51	ARKANSAS STATE (11/14/17)
FIELD GOAL PERCENTAGE.....	.323 (21-65)	#17/14 FLORIDA STATE (11/17/17)
	.351 (20-57)	ALABAMA (01/04/18)
3 PT FIELD GOALS MADE.....	4	CHATTANOOGA (12/20/17)
	6	JACKSONVILLE (11/28/17)
	6	at Auburn (12/31/17)
3 PT FG ATTEMPTS.....	18	JACKSONVILLE (11/28/17)
	20	ARKANSAS STATE (11/14/17)
	20	at Auburn (12/31/17)
3 PT FG PERCENTAGE.....	.143 ( 4-28)	CHATTANOOGA (12/20/17)
	.250 ( 7-28)	#17/14 FLORIDA STATE (11/17/17)
FREE THROWS MADE.....	4	ALABAMA (01/04/18)
	5	#17/14 FLORIDA STATE (11/17/17)
	5	JACKSONVILLE (11/28/17)
FREE THROW ATTEMPTS.....	5	ALABAMA (01/04/18)
	10	JACKSONVILLE (11/28/17)
	10	#12 OHIO STATE (12/06/17)
FREE THROW PERCENTAGE.....	.385 ( 5-13)	#17/14 FLORIDA STATE (11/17/17)
	.500 ( 5-10)	JACKSONVILLE (11/28/17)
REBOUNDS.....	28	vs Stetson (11/22/17)
	32	#17/14 FLORIDA STATE (11/17/17)
ASSISTS.....	9	at Auburn (12/31/17)
	10	#17/14 FLORIDA STATE (11/17/17)
STEALS.....	1	#12 OHIO STATE (12/06/17)
	2	ARKANSAS STATE (11/14/17)
	2	vs Savannah State (11/23/17)
BLOCKED SHOTS.....	0	#17/14 FLORIDA STATE (11/17/17)
	0	vs Richmond (11/21/17)
	0	vs Savannah State (11/23/17)
	0	at Oklahoma (12/3/17)
	0	MARSHALL (12/10/17)
	0	at Ole Miss (01/07/18)
TURNOVERS.....	6	#17/14 FLORIDA STATE (11/17/17)
	8	vs Stetson (11/22/17)
FOULS.....	9	#17/14 FLORIDA STATE (11/17/17)
	10	GEORGIA STATE (11/11/17)
	10	MARSHALL (12/10/17)

Opponent - GAME LOWS

POINTS.....	40	vs Savannah State (11/23/17)
	51	SAINT JOSEPH'S (12/21/17)
	51	DELAWARE STATE (12/27/17)
	59	JACKSONVILLE (11/28/17)
	61	at Oklahoma (12/3/17)
FIELD GOALS MADE.....	14	vs Savannah State (11/23/17)
	20	DELAWARE STATE (12/27/17)
FIELD GOAL ATTEMPTS.....	54	vs Stetson (11/22/17)
	60	SAINT JOSEPH'S (12/21/17)
FIELD GOAL PERCENTAGE.....	.219 (14-64)	vs Savannah State (11/23/17)
	.256 (20-78)	DELAWARE STATE (12/27/17)
3 PT FIELD GOALS MADE.....	1	SAINT JOSEPH'S (12/21/17)
	2	vs Savannah State (11/23/17)
3 PT FG ATTEMPTS.....	13	SAINT JOSEPH'S (12/21/17)
	14	ALABAMA (01/04/18)
3 PT FG PERCENTAGE.....	.077 ( 1-13)	SAINT JOSEPH'S (12/21/17)
	.125 ( 2-16)	vs Savannah State (11/23/17)
FREE THROWS MADE.....	1	MARSHALL (12/10/17)
	4	GEORGIA STATE (11/11/17)
	4	at Oklahoma (12/3/17)
FREE THROW ATTEMPTS.....	3	MARSHALL (12/10/17)
	8	GEORGIA STATE (11/11/17)
	8	at Oklahoma (12/3/17)
FREE THROW PERCENTAGE.....	.333 ( 1-3)	MARSHALL (12/10/17)
	.500 ( 4-8 )	GEORGIA STATE (11/11/17)
	.500 ( 4-8 )	at Oklahoma (12/3/17)
	.500 ( 6-12)	SAINT JOSEPH'S (12/21/17)
REBOUNDS.....	27	vs Savannah State (11/23/17)
	31	at Oklahoma (12/3/17)
ASSISTS.....	4	vs Savannah State (11/23/17)
	5	DELAWARE STATE (12/27/17)
	5	ALABAMA (01/04/18)
STEALS.....	0	#17/14 FLORIDA STATE (11/17/17)
	3	vs Stetson (11/22/17)
BLOCKED SHOTS.....	0	vs Savannah State (11/23/17)
	0	DELAWARE STATE (12/27/17)
TURNOVERS.....	5	at Auburn (12/31/17)
	7	#17/14 FLORIDA STATE (11/17/17)
	7	at Oklahoma (12/3/17)
FOULS.....	10	ALABAMA (01/04/18)
	12	#17/14 FLORIDA STATE (11/17/17) and CHATTANOOGA (12/20/17)

# 2017-18 Florida Gator Basketball ... by the numbers

**Overall Record: 8-8** (Home: 5-5 Away: 1-2 Neutral: 2-1) \*\*\* **Southeastern Conference: 0-3** (Home: 0-1 \* Away: 0-2)

Largest Margin of Victory: 50 points (90-40 vs. Savannah St., 11/23/17)  
[under Newbauer: same]

Largest Margin of Defeat: 30 points (84-54, vs. Florida St., 11/17/17)  
[under Newbauer: same]

Smallest Margin of Victory: 5 points (74-69, vs. Marshall, 12/10/17)  
[under Newbauer: same]

Smallest Margin of Defeat: 1 point (70-69 vs. Arkansas State, 11/14/17)  
[under Newbauer: same]

Average Margin in a Victory: 20.0 points (161 total points in 8 games)  
[under Newbauer: same]

Average Margin in a Defeat: 14.6 points (117 total points in 8 games)  
[under Newbauer: same]

Largest Lead in a game: 58 pts (7:45/4Q vs Savannah St., 11/23/17)  
[under Newbauer: same]

Largest Deficit in a game: 35 points (3:11/4Q vs. Ohio State, 12/6/17)  
[under Newbauer: same]

Largest Deficit and won: 8 pts (8:27/1Q vs. Georgia State 11/11/17)  
[under Newbauer: same]

Largest Lead and lost: 16 points (3:19/1Q at Auburn, 12/31/17)  
[under Newbauer: same]

UF when leading at half: 8-3 (losses vs. Ark. St., led by 1; UTC by 10)

UF when trailing at half: 0-5

UF when tied at half: 0-0

## SCORING

UF when scoring in 40's: 0-0

UF when scoring in 50's: 0-3

UF when scoring in 60's: 1-2

UF when scoring in 70's: 2-3

UF when scoring in 80's: 4-0

UF when scoring in 90's: 1-0

UF when outscoring opponent: 8-0

UF when opponent scores in 40's: 1-0

UF when opponent scores in 50's: 3-0

UF when opponent scores in 60's: 3-2

UF when opponent scores in 70's: 0-2

UF when opponent scores in 80's: 1-3

UF when opponent scores in 90's: 0-0

UF when opponent scores in 100's: 0-1

## SHOOTING PERCENTAGE

UF when shooting at least 40%: 8-4

UF when shooting less than 40%: 0-4

UF when opponent shoots at least 40%: 2-4

UF when opponent shoots less than 40%: 6-4

## INDIVIDUAL SCORING

UF when Florida player scores 20 points or more: 4-2

UF when no Florida player scores at least 20 points: 4-6

UF when opposing player scores 20 points or more: 4-5

UF when no opposing player scores at least 20 points: 4-3

UF when 0 Gators score in double-figures: 0-0

UF when 1 Gator scores in double-figures: 0-0

UF when 2 Gators score in double-figures: 0-2

UF when 3 Gators score in double-figures: 3-3

UF when 4 Gators score in double-figures: 2-4

UF when 5 Gators score in double-figures: 3-0

## 3-POINT SHOOTING

UF when making 8 or more three-point shots: 6-5

UF when making less than 8 three-point shots: 2-3

UF when opponent makes 8 or more three-point shots: 3-6

UF when opponent makes less than 8 three-point shots: 5-2

## FREE THROWS

UF when attempting 20 or more free throws: 4-1

UF when attempting less than 20 free throws: 4-7

UF when opponent attempts 20 free throws or more: 0-0

UF when opponent attempts less than 20 free throws: 8-8

UF when attempting more free throws than opponent: 6-5

UF when opponent attempts more free throws than UF: 1-3

UF when attempting same number of free throws: 1-0

## FREE THROW PERCENTAGE

UF when FT% is higher than 68%: 4-4

UF when FT% is 68% or lower: 4-4

UF when opponent FT% is higher than 68%: 3-6

UF when opponent FT% is 68% or lower: 5-2

## TEAM REBOUNDING

UF when outrebounding opponent: 7-3

UF when outrebounded by opponent: 0-4

UF when rebounds are equal: 1-1

## ASSISTS

UF when Florida has 15 or more assists: 7-3

UF when Florida has less than 15 assists: 1-5

UF when opponent has 15 or more assists: 0-2

UF when opponent has less than 15 assists: 8-6

## TURNOVERS

UF when committing 17 turnovers or less: 6-4

UF when committing more than 17 turnovers: 2-4

UF when forcing less than 17 opponent turnovers: 6-8

UF when forcing at least 17 opponent turnovers: 2-0

## ATTENDANCE

UF when home attendance is 2,000 or higher: 0-1

UF when home attendance is less than 2,000: 5-4

UF when road attendance is 2,000 or higher: 1-0

UF when road attendance is less than 2,000: 0-2

UF when neutral site attendance is 2,000 or higher: 0-0

UF when neutral site attendance is less than 2,000: 2-1

## SCHEDULING

UF on Sunday: 2-2

on Thursday: 2-1

on Monday: 0-0

on Friday: 0-1

on Tuesday: 2-1

on Saturday: 1-0

on Wednesday: 1-3

## UNIFORM COLORS

When wearing....

White: 6-5 overall (5-4 home; 0-0 away; 1-1 neutral)

Blue: 1-1 overall (0-0 home; 0-1 away; 1-0 neutral)

Black: 0-2 overall (0-1 home; 0-1 away; 0-0 neutral)

Orange: 1-0 overall (0-0 home; 1-0 away; 0-0 neutral)

Pink: 0-0 overall (0-0 home; 0-0 away; 0-0 neutral)

## BENCH WORK

UF when UF bench outscores opponent bench: 3-1

UF when Opponent bench outscores UF bench: 5-6

Bench Scoring is equal: 0-1

UF when UF bench outrebounds opponent bench: 3-2

UF when Opponent bench outrebounds UF bench: 5-6

Bench Rebounds are equal: 0-0

# 2017-18 Florida Gators Miscellaneous Stats

## WHAT WE'RE WEARING & WHO STARTED

Gm	Date	Opponent	Jersey Record					Lineup						
			Jersey Color	White	Blue	Orange	Black/Pink	UF Result	Forward	Forward/Center	Guard	Guard	Guard	Record
1	Nov. 11	GEORGIA STATE	White	1-0				W 82-66	Hersler	Lorenzen	Nakkasoglu	Anderson	Washington	1-0
2	Nov. 14	ARKANSAS STATE	White	1-1				L 69-70	Hersler	Lorenzen	Nakkasoglu	Anderson	Washington	1-1
3	Nov. 17	#17/14 FLORIDA ST.	White	1-2				L 54-84	Hersler	Lorenzen	Nakkasoglu	Anderson	Washington	1-2
4	Nov. 21	vs. Richmond	White	2-2				W 87-80	Hersler	Lorenzen	Nakkasoglu	Anderson	Washington	2-2
5	Nov. 22	vs. Stetson	White	2-3				L 71-85	Hersler	Lorenzen	Searcy	Anderson	Washington	0-1
6	Nov. 23	vs. Savannah State	Blue		1-0			W 90-40	Hersler	Lorenzen	Searcy	Anderson	Washington	1-1
7	Nov. 28	JACKSONVILLE	White	3-3				W 69-59	Hersler	Lorenzen	Nakkasoglu	Anderson	Washington	3-2
8	Dec. 3	at Oklahoma	Orange			1-0		W 80-61	Hersler	Lorenzen	Nakkasoglu	Anderson	Washington	4-2
9	Dec. 6	#8 OHIO STATE	Black				0-1	L 77-103	Hersler	Lorenzen	Nakkasoglu	Anderson	Washington	4-3
10	Dec. 10	MARSHALL	White	4-3				W 74-69	Hersler	Lorenzen	Nakkasoglu	Anderson	Washington	5-3
11	Dec. 20	CHATTANOOGA	White	4-4				L 60-65	Hersler	Lorenzen	Nakkasoglu	Anderson	Washington	5-4
12	Dec. 21	SAINT JOSEPH'S	White	5-4				W 71-51	Hersler	Lorenzen	Nakkasoglu	Anderson	Washington	6-4
13	Dec. 27	DELAWARE STATE	White	6-4				W 85-51	Hersler	Lorenzen	Nakkasoglu	Anderson	Washington	7-4
14	Dec. 31	at Auburn	Blue		1-1			L 55-84	Hersler	Lorenzen	Nakkasoglu	Anderson	Washington	7-5
15	Jan. 4	ALABAMA	White	6-5				L 54-63	Hersler	Lorenzen	Nakkasoglu	Anderson	Washington	7-6
16	Jan. 7	at Ole Miss	Black				0-2	L-2OT 75-78	Hersler	Lorenzen	Nakkasoglu	Anderson	Washington	7-7
17	Jan. 11	KENTUCKY												

### 2017-18 Starting Line-Ups

Game#	Record	Line-Up (F-F/C-G-G-G)
1-4, 7-16	7-7	Hersler-Lorenzen-Nakkasoglu-Anderson-Washington
5-6	1-1	Hersler-Lorenzen-Searcy-Anderson-Washington

#### Consecutive Starts

Anderson	49 games
Washington	38 games
Lorenzen	16 games
Hersler	16 games
Nakkasoglu	10 games

#### Total Career Starts at UF

Lorenzen	90	Nakkasoglu	14
Anderson	65	Morang	9
Washington	46	Searcy	2
Hersler	16		

### Three/Four-Point Play Opportunities Game Log

Game Date	Opponent	Gator (FTs)
1 Nov. 11	GEORGIA STATE	Lorenzen (1-1)
2 Nov. 14	ARKANSAS ST	Hersler (1-1)
3 Nov. 17	FLORIDA ST	Nakkasoglu (0-1)
4 Nov. 21	vs. Richmond	Hersler (0-1)
5 Nov. 22	vs. Stetson	Hersler (1-1)
6 Nov. 23	vs. Savannah St.	Anderson (1-1)
7 Nov. 28	JACKSONVILLE	--
8 Dec. 3	at Oklahoma	Nakkasoglu (1-1)
9 Dec. 6	OHIO STATE	Washington (0-1); Hersler (1-1 - 4pt play)
10 Dec. 10	MARSHALL	Thomas (1-1)
11 Dec. 20	CHATTANOOGA	Nakkasoglu (1-1), Nakkasoglu (1-1), Anderson (1-1), Washington (0-1)
12 Dec. 21	SAINT JOSEPH'S	Washington (0-1)
13 Dec. 27	DELAWARE STATE	Washington (1-3), Searcy (0-3), Hersler (0-1), Searcy (2-3)
14 Dec. 31	at Auburn	Hersler (3-3)
15 Jan. 4	ALABAMA	Hayes (0-1)
16 Jan. 11	at Ole Miss	Hersler (0-1), Anderson (0-1)
17 Jan. 14	KENTUCKY	

### Three-Point Play Opportunities in 2017-18

	Made FG '17	FT-FTA '17	Career FGs	Career FTs
Nakkasoglu	4	3-4	same	same
Washington	4*	0-3	12*	6-12
Hersler	2	1-2	same	same
Anderson	3	2-3	13	9-13
Lorenzen	1	1-1	15	6-15
Hersler	3	1-3	same	same
Thomas	1	1-1	same	same
Hayes	1	0-1	same	same
Searcy			1	1-1
Morang			1	0-1

	Fouled Att-3FG	FT-FTA	Career 3FGA	Career FTs
Hersler	3	7-9	same	same
Searcy	2	2-6	same	same
Washington	1	1-3	2	3-6

### FOUR-Point-Play Opportunities in 2017-18

	Made 3FG	FT-FTA	Career 3FGs	Career FTs
Hersler	1	1-1	same	same

\*at Auburn, fouled but injured on the play and did not shoot the free throw

#### Most First Quarter Points

Florida	24	2x last Savannah St.   11-23-17
Opponent	31	OHIO STATE   12-6-17

#### Fewest First Quarter Points

Florida	12	Ole Miss   1-7-18
Opponent	6	Savannah St.   11-23-17

#### Most Second Quarter Points

Florida	28	DELAWARE ST.   12-27-17
Opponent	28	Stetson   11-22-17

#### Fewest Second Quarter Points

Florida	8	FLORIDA STATE   11-17-17
Opponent	6	Savannah St.   11-23-17

#### Most First Half Points

Florida	50	DELAWARE ST.   12-27-17
Opponent	51	OHIO STATE   12-6-17

#### Fewest First Half Points

Florida	21	Ole Miss   1-7-18
Opponent	12	Savannah St.   11-23-17

#### Largest Halftime Lead

Florida	33	Savannah St.   11-23-17
Opponent	13	OHIO STATE   12-6-17

#### Most Third Quarter Points

Florida	30	Savannah St.   11-23-17
Opponent	28	FLORIDA STATE   11-17-17

#### Fewest Third Quarter Points

Florida	12	2x-CHATTANOOGA   12-20-17
Opponent	12	Savannah St.   11-23-17

#### Most Fourth Quarter Points

Florida	33	Oklahoma   12-3-17
Opponent	30	Auburn   12-31-17

#### Fewest Fourth Quarter Points

Florida	4	Auburn   12-31-17
Opponent	11	DELAWARE ST.   12-27-17

#### Largest Lead Entering Fourth Quarter

Florida	51	Savannah St.   11-23-17
Opponent	28	FLORIDA STATE   11-17-17

#### Largest Deficit Entering Fourth Quarter

Florida	28	FLORIDA STATE   11-17-17
Opponent	51	Savannah St.   11-23-17

#### Most Second Half Points

Florida	47	Oklahoma   12-3-17
Opponent	52	OHIO STATE   12-6-17

#### Fewest Second Half Points

Florida	19	Auburn   12-31-17
Opponent	28	2X-SAINT JOE'S   12-21-17

#### Largest Margin of Victory

Florida	50	Savannah St.   11-23-17
Opponent	30	FLORIDA STATE   11-17-17

Margin	1	2	3	4	5	6	7	8	9	10	11-14	15-19	20-24	25-29	30-34	35+
Victory	-	-	-	1	-	1	-	-	1	-	2	1	-	1	1	
Defeat	1	-	1	-	1	-	-	1	-	1	-	-	2	1	-	

# 2017-18 Florida Gators Season & Career Highs

(players listed, alphabetically)

## #11 Dyandria Anderson

2017-18 Season Highs	Career Highs
Pts 29 at Oklahoma 12/3/17	same
Rbs 8 at Oklahoma 12/3/17	11 vs. Missouri 2/16/17
Ast 8 vs. Georgia St. 11/11/17	11 vs. Missouri 2/16/17
Stl 2-7x last vs. Alabama 1/4/18	6 vs. South Alabama, 11/11/16
Blk 1-3x last vs. Alabama 1/4/18	2 vs. Arkansas (SEC) 3/1/17
Min 44 at Ole Miss 1/7/18	same [40-2x last at Tenn. 2/23/17]
FG 8-3x last at Oklahoma 12/3/17	same
FGA 16 vs. Stetson 11/22/17	same
3FG 6 at Oklahoma 12/3/17	same
3FGA 11 vs. Stetson 11/22/17	same
FT 7 at Oklahoma 12/3/17	same
FTA 9 at Oklahoma 12/3/17	same
Dbl Fig Scoring Games - 10 in 2017-18 & <b>21 in Career</b>	
20-Point Scoring Games - 2 in 2017-18 & <b>in Career</b>	
Dbl Fig Rebounding Games - 0 in 2017-18 & <b>2 in Career</b>	
Dbl Fig Assist Games - 0 in 2017-18 & <b>2 in Career</b>	
Double-Doubles - 0 in 2017-18 & <b>2 in Career</b>	

## #55 Stephanie Brower

2017-18 Season & Career Highs	
Pts 0	
Rbs 1 vs. Delaware St. 12/27/17	
Ast 0	
Stl 0	
Blk 0	
Min 4 vs. Delaware St. 12/27/17	
FG 0	
FGA 1 vs. Delaware St. 12/27/17	
3FG 0	
3FGA 0	
FT 0	
FTA 2 vs. Delaware St. 12/27/17	
Dbl Fig Scoring Games - 0 in 2017-18 & <b>in Career</b>	

## #24 Mikayla Hayes

2017-18 Season & Career Highs	
Pts 9 vs. Savannah St. 11/23/17	
Rbs 5 vs. St. Joseph's 12/21/17	
Ast 1-3x last at Ole Miss 1/7/18	
Stl 1-2x last at Ole Miss 1/7/18	
Blk 2 vs. Jacksonville 11/28/17	
Min 20 vs. St. Joseph's 12/21/17	
FG 4 vs. Savannah St. 11/23/17	
FGA 6 vs. Savannah St. 11/23/17	
3FG 1-2x last at Ole Miss 1/7/18	
3FGA 2 vs. Savannah St. 11/23/17	
FT 4 vs. Savannah St. 11/23/17	
FTA 6 vs. Savannah St. 11/23/17	
Dbl Fig Scoring Games - 0 in 2017-18 & <b>in Career</b>	

## #12 Paulina Hersler

2017-18 Season Highs	Career Highs
Pts 19 vs. St. Joseph's 12/21/17	same
Rbs 11-2x last at Ole Miss 1/7/18	same
Ast 3 vs. Georgia St. 11/11/17	same
Stl 2-2x last vs. Alabama 1/4/18	2-5x last vs. Alabama 1/4/18
Blk 3 vs. Arkansas St. 11/14/17	3-2x last vs. Arkansas St. 11/14/17
Min 42 at Ole Miss 1/7/18	same [35 vs. Alabama 1/4/18]
FG 7 vs. St. Joseph's 12/21/17	same
FGA 13 vs. Ohio St. 12/6/17	same
3FG 3-4x last vs. St. Joseph's 12/21/17	3-5x last vs. St. Joseph's 12/21/17
3FGA 7-2x last at Ole Miss 1/7/18	same
FT 4 vs. Savannah St. 11/23/17	4-4x last vs. Savannah St. 11/23/17
FTA 6 vs. Marshall 12/10/17	same
Dbl Fig Scoring Games - 11 in 2017-18 & <b>13 Career</b>	
Dbl Fig Rebounding Games - 2 in 2017-18 & <b>in Career</b>	
Double-Doubles - 2 in 2017-18 & <b>in Career</b>	

## #1 Tameria Johnson

2017-18 Season & Career Highs	
Pts 5 vs. Stetson 11/22/17	
Rbs 5 vs. Delaware St. 12/27/17	
Ast 4 vs. Savannah St. 11/23/17	
Stl 2 vs. Stetson 11/22/17	
Blk 0	
Min 21 vs. Savannah St. 11/23/17	
FG 2 vs. Stetson 11/22/17	
FGA 3-3x last vs. St. Joseph's 12/21/17	
3FG 0	
3FGA 1 vs. Stetson 11/22/17	
FT 2-2x last vs. Delaware St. 12/27/17	
FTA 4 vs. Stetson 11/22/17	
Dbl Fig Scoring Games - 0 in 2017-18 & <b>in Career</b>	

## #44 Haley Lorenzen

2017-18 Season Highs	Career Highs
Pts 20 vs. Jacksonville 11/28/17	20-2x last vs. Jacksonville 11/28/17
Rbs 12-3x last vs. Delaware St. 12/27/17	12-4x last vs. Delaware St. 12/27/17
Ast 5 vs. Marshall 12/10/17	same
Stl 2-4x last vs. Chattanooga 12/20/17	5 vs. FAMU 12/21/16
Blk 1-6x last vs. Alabama 1/4/18	3-10x last at Alabama 2/12/17
Min 43 at Ole Miss 1/7/18	same [38 at Alabama 2/12/17]
FG 9 vs. Jacksonville 11/28/17	9-3x last vs. Jacksonville 11/28/17
FGA 15 vs. Jacksonville 11/28/17	15-5x last vs. Jacksonville 11/28/17
3FG 2 vs. Savannah St. 11/23/17	2-2x last vs. Savannah St. 11/23/17
3FGA 3-3x last vs. Savannah St. 11/23/17	same
FT 6-2x last at Ole Miss 1/7/18	7 vs. SE Louisiana 12/28/16
FTA 8 at Oklahoma 12/3/17	8-3x last at Oklahoma 12/3/17
Dbl Fig Scoring Games - 11 in 2017-18 & <b>50 in Career</b>	
Dbl Fig Rebounding Games - 9 in 2017-18 & <b>15 in Career</b>	
Double-Doubles - 8 in 2017-18 & <b>12 in Career</b>	

## #3 Funda Nakkasoglu

2017-18 Season Highs	Career Highs
Pts 25 vs. Richmond 11/21/17	37 vs. Pacific, 11/21/15
Rbs 6 vs. Georgia St. 11/11/17	8 vs. San Jose State, 3/9/15
Ast 6 vs. Ohio St. 12/6/17	9-3x last at Boise State, 1/6/16
Stl 2 at Ole Miss 1/7/18	5 vs. Utah Valley, 11/20/14
Blk 0	1-4x last v. Tenn. State, 12/19/15
Min 48 at Ole Miss 1/7/18	same [37-3x last vs. Chattanooga 12/20/17]
FG 8 vs. Richmond 11/21/17	14 at Air Force, 1/13/16
FGA 18 at Ole Miss 1/7/18	25 vs. BYU, 12/22/14
3FG 7 vs. Richmond 11/21/17	5 at Colorado State, 3/6/15
3FGA 14 at Ole Miss 1/7/18	same
FT 6 at Oklahoma 12/3/17	14 vs. San Jose State, 3/9/15
FTA 7 at Oklahoma 12/3/17	15-2x last San Jose State, 2/18/15
Dbl Fig Scoring Games - 12 in 2017-18 & <b>65 in Career</b>	
20-PT Scoring Games - 3 in 2017-18 & <b>33 in Career</b>	
30-PT Scoring Games - 0 in 2017-18 & <b>3 in Career</b>	

## #5 Elif Portakal

2017-18 Season Highs	Career Highs
Pts 3-2x last vs. Marshall 12/10/17	5 vs Long Beach St 12/3/16
Rbs 3 vs. Savannah St. 11/23/17	3-2x last vs. Savannah St. 11/23/17
Ast 4 vs. St. Joseph's 12/21/17	5 vs. South Alabama, 11/11/16
Stl	2 vs. Wofford 11/30/16
Blk 0	0
Min 21 vs. Savannah St. 11/23/17	24 vs. South Alabama, 11/11/16
FG 1-4x last vs. Marshall 12/10/17	2 vs Long Beach St 12/3/16
FGA 4-2x last vs. Chattanooga 12/20/17	6 vs. Wofford 11/30/16
3FG 1-2x last vs. Marshall 12/10/17	1-4x last vs. Marshall 12/10/17
3FGA 3-3x last vs. Delaware St. 12/27/17	3-4x last vs. Delaware St. 12/27/17
FT 2 vs. St. Joseph's 12/21/17	same
FTA 2-2x last vs. St. Joseph's 12/21/17	2-4x last vs. St. Joseph's 12/21/17
Dbl Fig Scoring Games - 0 in 2017-18 & <b>in Career</b>	



# 2017-18 Florida Gators Season & Career Highs

(players listed, alphabetically)

## #15 Sydney Searcy

2017-18 Season Highs		Career Highs
Pts	20 vs. Savannah St. 11/23/17	same
Rbs	4-3x last vs. Alabama 1/4/18	5 vs. FAMU 12/21/16
Ast	3 vs. Stetson 11/22/17	same
Stl	2 vs. Jacksonville 11/28/17	3-3x last at Northwestern 11/25/16
Blk		1-3x last vs Arkansas 2/9/17
Min	33 vs. Savannah St. 11/23/17	same
FG	7 vs. Savannah St. 11/23/17	same
FGA	13 vs. Savannah St. 11/23/17	same
3FG	6 vs. Savannah St. 11/23/17	same
3FGA	12 vs. Savannah St. 11/23/17	same
FT	2-2x last vs. Delaware St. 12/27/17	3 vs. SE Louisiana 12/28/16
FTA	6 vs. Delaware St. 12/27/17	same

Dbl Fig Scoring Games - 3 in 2017-18 & 4 in Career

## #23 Jalaysha Thomas

2017-18 Season & Career Highs	
Pts	7 vs. Savannah St. 11/23/17
Rbs	12 vs. Savannah St. 11/23/17
Ast	1-7x last at Ole Miss 1/7/18
Stl	2 vs. Georgia St. 11/11/17
Blk	1 vs. Stetson 11/22/17
Min	20 at Oklahoma 12/3/17
FG	3 vs. Savannah St. 11/23/17
FGA	5 vs. Savannah St. 11/23/17
3FG	1-3x last vs. Delaware St. 12/27/17
3FGA	3 vs. Savannah St. 11/23/17
FT	2 vs. Delaware St. 12/27/17
FTA	2-3x last vs. Delaware St. 12/27/17

Dbl Fig Scoring Games - 0 in 2017-18 & in Career

## #00 Delicia Washington

2017-18 Season Highs		Career Highs
Pts	16 vs. Richmond 11/21/17	31 vs. Indiana 12/20/16
Rbs	15 at Oklahoma 12/3/17	same
Ast	10 vs. Savannah St. 11/23/17	same
Stl	3 at Oklahoma 12/3/17	6 vs. SE Louisiana 12/28/16
Blk		1-2x last vs. Arkansas (SEC) 3/1/17
Min	36 vs. Marshall 12/10/17	same
FG	7 vs. St. Joseph's 12/21/17	12 at Texas A&M 2/2/17
FGA	18 vs. Chattanooga 12/20/17	22 vs. Indiana 12/20/16
3FG	4 vs. Savannah St. 11/23/17	same
3FGA	9 vs. Stetson 11/22/17	same
FT	5 vs. Marshall 12/10/17	7 vs. Indiana 12/20/16
FTA	8 vs. Marshall 12/10/17	16 vs. Indiana 12/20/16

Dbl Fig Scoring Games - 10 in 2017-18 & 29 in Career  
 Dbl Fig Rebounding Games - 5 in 2017-18 & 6 in Career  
 Dbl Fig Assist Games - 1 in 2017-18 & in Career  
 20+ Games - 1 in 2017-18 & 4 in Career  
 Double-Doubles - 2 in 2017-18 & 3 in Career [does NOT include TRIPLE-double]  
 Triple-Doubles - 1 in 2017-18 & in Career

## UF's Individual Game Leaders

### Leading Scorer in a Game\*

	'18 Season	UF Career
Lorenzen	6	12
Nakkasoglu	5	same
Anderson	4	same
Searcy	1	same
Hersler	1	same
Washington		5

### Leading Rebounder in a Game\*

	'18 Season	UF Career
Lorenzen	8	22
Washington	6	9
Hersler	4	same
Thomas	1	same
Anderson		5

### Leader with Assists in a Game\*

	'18 Season	UF Career
Anderson	6	33
Washington	6	10
Lorenzen	4	6
Nakkasoglu	3	same
Portakal	2	same
Johnson	1	same
Searcy	1	same

\*also includes games when tie

## Keeping Track

### Consecutive Games Scoring

Anderson	42
Washington	35
Hersler	16
Nakkasoglu	14
Hayes	5
Lorenzen	2
Johnson	0[2x]
Searcy	0[2x]
Thomas	0[3x]
Brower	0[3x]
Portakal	0[4x]
[Morang	3]

### Double-Figure Scoring Games

	'18 Season	Career
Nakkasoglu	12	65
Washington	10	29
Hersler	11	13
Lorenzen	11	50
Anderson	10	21
Searcy	3	4
Morang		3

### Consec. Doub-Fig Scoring Games

Nakkasoglu	9
Anderson	2
Lorenzen	2
Hersler	1

## Double-Doubles

### Dyandria Anderson

**(2 in career)**  
**1 in 2016-17**  
 MISSOURI 11 pts-11 reb  
**1 in 2015-16**  
 South Alabama 13 pts-10 reb

### Paulina Hersler

**(2 in career)**  
**2 in 2017-18**  
 ARKANSAS ST. 12 pts-11 reb  
 at Ole Miss 12 pts-11 reb

### Delicia Washington

**(3 in career)**  
**2 in 2017-18**  
 at Oklahoma 11 pts-15 reb  
 CHATTANOOGA 12 pts-13 reb

**1 in 2016-17**  
 at Alabama 12 pts-11 reb

### Haley Lorenzen

**(12 in career)**  
**8 in 2017-18**  
 GEORGIA ST. 18 pts-12 reb  
 Richmond 14 pts-10 reb  
 JACKSONVILLE 20 pts-11 reb  
 OHIO STATE 17 pts-11 reb  
 CHATTANOOGA 14 pts-12 reb  
 SAINT JOSEPH'S 12 pts-10 reb  
 DELAWARE STATE 18 pts-12 reb  
 at Ole Miss 19 pts-10 reb

**4 in 2016-17**  
 SOUTHEASTERN LA 15 pts-10 reb  
 at LSU 18 pts-12 reb  
 at Georgia 11 pts-10 reb  
 vs. Tennessee 17 pts-11 reb

## TRIPLE-Doubles

**Delicia Washington (1 in career)**  
**1 in 2017-18**  
 vs. Savannah St. 12 pts-12 reb-10 assists

## Free Throw Tracker

Gator	Current	'18 Season-High	Streak	Made	Streak	Last Attempt	Career Best Streak
Dyandria Anderson	missed 1	8	1/7/18 at Ole Miss	14			
Stephanie Brower	missed 2		12/27/17 vs. Delaware St.	same			
Mikayla Hayes	missed 3	4	1/4/18 vs. Alabama	same			
Paulina Hersler	made 1	7	11/7/18 at Ole Miss	same as this season*			
Tameria Johnson	made 4	current	12/27/17 vs. Delaware St.	same			
Haley Lorenzen	made 8	11	1/7/18 at Ole Miss	12 (in 2016-17)			
Sydney Morang	missed 4	2	11/17/17 vs. FlaState	2 (in 2016-17)			
Funda Nakkasoglu	made 1	12	1/7/18 at Ole Miss	51 (in 2015-16)			
Elif Portakal	made 2	current	12/21/17 vs. St. Joe's	same			
Sydney Searcy	missed 4	3	1/7/18 at Ole Miss	4 (2x in 2016-17)			
Jalaysha Thomas	made 3	current	12/27/17 vs. Delaware St.	same			
Delicia Washington	made 1	5	1/7/18 at Ole Miss	10 (in 2016-17)			

\*not including data from prior school