

2017-18 SCHEDULE

November 2017

10	SACRAMENTO STATE (N1)	SECN+	W, 101-70
12	GARDNER-WEBB (N1)	SECN+	W, 72-34
16	at Montana		W, 71-54
19	at Washington State	Pac-12.com	W, 73-68
22	MOREHEAD STATE (N1)	SECN+	W, 86-53
26	MARSHALL	SECN+	W, 69-39
30	at #9/9 Baylor^	FoxCollegeSports	L, 63-90

December 2017

03	TENNESSEE TECH	SECN+	W, 82-54
05	EVANSVILLE	SECN+	W, 100-62
08	at Florida Gulf Coast	ESPN3	L, 70-64
10	at Miami (Fla.)	ACCN Extra	L, 54-65
17	#3/4 LOUISVILLE	SEC NETWORK	L, 87-63
21	#24/RV CAL	SEC NETWORK	L, 62-52
28	at Middle Tennessee		L, 62-57
31	#7/7 TENNESSEE*!	SEC NETWORK	L, 63-49

January 2018

04	at #19/19 Texas A&M*	SEC Network	L, 74-70
07	GEORGIA*	SECN+	L, 56-42
11	at Florida*	SECN+	W, 56-53
15	at Vanderbilt*	SEC Network	L, 70-55
21	#10/10 S. CAROLINA*!	ESPNU	L, 81-64
25	ALABAMA*	SECN+	W, 79-54
29	at Arkansas*	SEC Network	W, 76-65

February 2018

01	AUBURN*	SECN+	W, 65-48
04	LSU*!	SEC NETWORK	NOON
08	at Missouri*	SEC Network	9 p.m.
11	at Mississippi State*	ESPNU	2 p.m.
15	ARKANSAS*	SECN+	7 P.M.
18	at South Carolina*	SEC Network	3 p.m.
22	at Ole Miss*	SEC Network	8:30 p.m.
25	MISSISSIPPI STATE*ESPNU/ESPNU2		12/4 P.M.

March 2018

28-4	SEC Tournament (N2)	TBA
16-19	NCAA First & Second Rounds (N3)	TBA
23-26	NCAA Regionals (N4)	TBA

April 2018

30-1	NCAA Final Four (N5)	TBA
------	----------------------	-----

All Times Eastern (ET); * denotes SEC game; ^ denotes Big 12/SEC Challenge; ! denotes game played at Rupp Arena; N1 – Matthew Mitchell Classic (multi-team event) – Morehead, Ky. (Johnson Arena); Lexington, Ky. (Memorial Coliseum); N2 – SEC Tournament – Nashville, Tenn. (Bridgestone Arena); N3 – NCAA First & Second Rounds – TBD; N4 – NCAA Regionals – Albany, N.Y. (Times Union Center), Kansas City, Mo. (Sprint Center), Lexington, Ky. (Rupp Arena), Spokane, Wash. (Veterans Memorial Arena); N5 – NCAA Final Four – Columbus, Ohio (Nationwide Arena)

#BelieveInBlue

TELEVISION - SEC Network

Play-by-Play: Brenda VanLengen
Color Analyst: Andraya Carter

RADIO - UK Sports Network

Play-by-Play: Darren Headrick

ONLINE - ESPN3.com

LIVE GAME STATS ON YOUR LAPTOP!

kentucky.statbroadcast.com (home games only)
Passcode: ukwbb

TICKETS

Tickets are available on ukathletics.com/tickets

SOCIAL MEDIA
@KentuckyWBB



Kentucky Wildcats vs. (rv/nr) LSU Tigers

Sunday, Feb. 4, 2018 · Noon ET · SEC Network

Lexington, Ky. - Rupp Arena (23,000)


UK Media Relations · (859) 257-3838 · www.ukathletics.com

Kentucky WBB Contacts: **Evan Crane** (wesley.crane@uky.edu) and **Karlie Kinneer** (karlie.kinneer@uky.edu)

GAME CENTER

KENTUCKY

Record: 12-11 (4-5 SEC)
H: 8-5 | A: 4-6 | N: 0-0
Ranking: not ranked
NCAA RPI: 98



Last Game: W, 65-48 vs. Auburn on Feb. 1

Coach: Matthew Mitchell (Mississippi St, 1995)
Overall: 283-140 (.669) (13th season)
at UK: 253-111 (.695) (11th season)

LSU

Record: 14-6 (6-3 SEC)
H: 8-1 | A: 5-4 | N: 1-1
Ranking: rv (AP)/nr
NCAA RPI: 27



Last Game: W, 71-60 vs. Georgia on Feb. 1

Coach: Nikki Fargas (Tennessee, 1994)
Overall: 199-115 (.633) (10th season)
at LSU: 127-89 (.587) (7th season)

QUICK NOTES

- Kentucky is in its 44th season of varsity women's basketball with a 795-526 (.601) all-time record.
- The Wildcats have had great success in Memorial Coliseum, sitting at 438-155 (.738) overall in the historic building, including a 148-26 (.850) mark under head coach Matthew Mitchell.
- UK enters Sunday game on a three-game winning streak after strong performances against Alabama, Arkansas and Auburn. During the winning streak, UK is averaging 73.3 points per game with a +17.7 margin of victory. The Cats are hitting 49.7 percent from the field and 40 percent from 3 with a +5 turnover margin and +3 rebounding margin.
- Against Bama, UK shot 64.7% from the field which was the second-best field-goal% in a game in program history. The Wildcats had 28 points off 16 Alabama miscues, earned a 36-20 advantage in points in the paint and had a 25-5 edge in scoring in the fourth quarter. Against Arkansas, UK shot 45.8 percent from the field and scored 25 points off Auburn miscues. The Wildcats had 31 bench points in the game.
- UK's win vs Auburn was its first this season when shooting a lower percentage than its opponent.
- Taylor Murray has been fantastic the past month scoring in double figures each of the last six games. She was the star for UK against Alabama becoming the only player in school history to record 20 points and 10 assists in a SEC game. Over her last six games, Murray is averaging 17.5 points per game with 29 assists and 21 steals shooting 55.2% overall and 53.8% from 3.
- Kentucky's young posts have been a huge part of the recent turnaround as Dorie Harrison has scored in double figures in three of her last four games while KeKe McKinney had a career-high 12 points against South Carolina and Alabama before a career-best 12 rebounds vs. Arkansas.

PROBABLE STARTERS



#3 KeKe McKinney F 6-1 Fr. Knoxville, Tenn.

- Shined vs. South Carolina and Alabama with career-high 12 points.
- Recorded a career high 12 boards at Arkansas, adding six points, two assists and two steals.
- Has posted nine or more points and five or more rebounds in four of her last five games.



#4 MACI MORRIS G 6-0 Jr. Pineville, Ky.

- Has 1,014 career points and became the 33rd player in 1,000 Point Club vs. Auburn.
- Posted five games of 20+ this season, including 22 at top-20 ranked Baylor and Texas A&M.
- Team leader in career 3s hit with 151, ranking seventh most in program history.



#22 MAKENZIE CANN G 6-1 Sr. Lawrenceburg, Ky.

- Shined in season opener with 17 points and six rebounds, hitting four 3s.
- Had back-to-back double-doubles with 15 points and 10 rebounds vs. Wash. State and MSU.
- Has hit a 3 in every game but four this year, including three or more in three games.



#24 TAYLOR MURRAY G 5-6 Jr. Odenton, Md.

- Led all scorers with 22 points, five rebounds and three assists in opener vs. Sac. State.
- Only player in program history with 20pts/10ast in SEC game, accomplishing the feat vs Bama.
- In her last six games, she has scored a combined 105 points with 21 steals and 29 assists.



#45 ALYSSA RICE C 6-3 Sr. Reynoldsburg, Ohio

- Recorded a double-double at Miami (Fla.) with 11 points and a career-high 12 boards.
- First career double-double vs. Marshall with career-high 19 points and 10 rebounds.
- Has five or more rebounds in every game but five this season, including 7+ in 13 games.

EIGHT STRAIGHT NCAA TOURNAMENTS

FIVE SWEET 16 & THREE ELITE EIGHT APPEARANCES IN LAST EIGHT SEASONS

TELEVISION CHART



LASHAE HALSEL
FORWARD

0

6-0 – Jr.
Bowling Green, Ky.
(Warren Central HS)



PAIGE POFFENBERGER
GUARD

2

5-8 – Soph.
Morgantown, W.Va.
(Morgantown HS)



KEKE MCKINNEY
FORWARD

3


6-1 – Fr.
Knoxville, Tenn.
(Fulton HS)



MACI MORRIS
GUARD

4

6-0 – Jr.
Pineville, Ky.
(Bell County HS)



AMANDA PASCHAL
GUARD

12

5-7 – Jr. – TR
Brooklyn, N.Y.
(ChIPLEY HS/Gulf Coast St. JC)



TATYANA WYATT
FORWARD

14

6-2 – Fr.
Columbus, Ga.
(Columbus HS)



JESSICA HARDIN
GUARD

15

5-8 – R-Sr.
Monticello, Ky.
(Wayne County HS/
Bellarmine)



DORIE HARRISON
CENTER

20

6-3 – Fr.
Nashville, Tenn.
(Hillsboro HS)



OGECHI ANYAGALIGBO
FORWARD

21

6-1 – Jr.
Miami, Fla.
(Miami County Day HS/
Stony Brook)



MAKENZIE CANN
GUARD

22

6-1 – Sr.
Lawrenceburg, Ky.
(Anderson County HS/
Cincinnati)



KAMERON ROACH
GUARD

23

5-6 – Fr.
Hopkins, S.C.
(Lower Richland HS)



TAYLOR MURRAY
GUARD

24

5-6 – Jr.
Odenton, Md.
(Annapolis Area Christian HS)

COACHING STAFF



JAIDA ROPER
GUARD

32

5-6 – Soph.
Memphis, Tenn.
(Houston HS)



ALYSSA RICE
FORWARD

45

6-3 – Sr.
Reynoldsburg, Ohio
(Reynoldsburg HS)



MATTHEW MITCHELL
HEAD COACH

11th

Season
Louisville, Miss.
(Mississippi State, '95)



KYRA ELZY
ASSOCIATE HEAD COACH

2nd

(6th overall at UK)
LaGrange, Ky.
(Tennessee, '99, '01)



NIYA BUTTS
ASSISTANT COACH

2nd

(7th overall at UK)
Americus, Ga.
(Tennessee, '00/TTU, '02)



LIN DUNN
ASSISTANT COACH

2nd

Season
Dresden, Tenn.
(UT Martin, '69)

PRONUNCIATION GUIDE

Ogechi Anyagaligbo (oh-GECH-ee on-ya-gull-LEE-bo)

Jaida Roper (JAY-duh)

Amanda Paschal (PAS-kel)

2 LaShae Halse (luh-SHAY HALL-sull)

Tatyana Wyatt (TOT-e-on-uh)

2017-18 KENTUCKY WBB ROSTER

NUMERICAL

No.	Name	Pos.	Cl.	Ht.	Hometown/High School/Previous College
0	LaShae Halsel	F	Jr.	6-0	Bowling Green, Ky./Warren Central HS
2	Paige Poffenberger	G	So.	5-8	Morgantown, W.Va./Morgantown HS
3	KeKe McKinney	F	Fr.	6-1	Knoxville, Tenn./Fulton HS
4	Maci Morris	G	Jr.	6-0	Pineville, Ky./Bell County HS
12	Amanda Paschal	G	Jr.	5-7	Brooklyn, N.Y./Chipleigh HS/Gulf Coast State
14	Tatyana Wyatt	F	Fr.	6-2	Columbus, Ga./Columbus HS
15	Jessica Hardin	G	R-Sr.	5-8	Monticello, Ky./Wayne County HS/Bellarmine
20	Dorie Harrison	C	Fr.	6-3	Nashville, Tenn./Hillsboro HS
21	Ogechi Anyagaligbo	F	Jr.	6-1	Miami, Fla./Miami Country Day/Stony Brook
22	Makenzie Cann	G	Sr.	6-1	Lawrenceburg, Ky./Anderson County HS/Cincinnati
23	Kameron Roach	G	Fr.	5-6	Hopkins, S.C./Lower Richland HS
24	Taylor Murray	G	Jr.	5-6	Odenton, Md./Annapolis Area Christian
32	Jaida Roper	G	So.	5-6	Memphis, Tenn./Houston HS
45	Alyssa Rice	C	Sr.	6-3	Reynoldsburg, Ohio/Reynoldsburg HS

ALPHABETICAL

No.	Name	Pos.	Cl.	Ht.	Hometown/High School/Previous College
21	Ogechi Anyagaligbo	F	Jr.	6-1	Miami, Fla./Miami Country Day/Stony Brook
22	Makenzie Cann	G	Sr.	6-1	Lawrenceburg, Ky./Anderson County HS/Cincinnati
0	LaShae Halsel	F	Jr.	6-0	Bowling Green, Ky./Warren Central HS
15	Jessica Hardin	G	R-Sr.	5-8	Monticello, Ky./Wayne County HS/Bellarmine
20	Dorie Harrison	C	Fr.	6-3	Nashville, Tenn./Hillsboro HS
3	KeKe McKinney	F	Fr.	6-1	Knoxville, Tenn./Fulton HS
4	Maci Morris	G	Jr.	6-0	Pineville, Ky./Bell County HS
24	Taylor Murray	G	Jr.	5-6	Odenton, Md./Annapolis Area Christian
12	Amanda Paschal	G	Jr.	5-7	Brooklyn, N.Y./Chipleigh HS/Gulf Coast State
2	Paige Poffenberger	G	So.	5-8	Morgantown, W.Va./Morgantown HS
45	Alyssa Rice	C	Sr.	6-3	Reynoldsburg, Ohio/Reynoldsburg HS
23	Kameron Roach	G	Fr.	5-6	Hopkins, S.C./Lower Richland HS
32	Jaida Roper	G	So.	5-6	Memphis, Tenn./Houston HS
14	Tatyana Wyatt	F	Fr.	6-2	Columbus, Ga./Columbus HS

Coaching Staff

Head Coach: Matthew Mitchell (Mississippi State, 1995) – 12th season, 10th at Kentucky

Associate Head Coach: Kyra Elzy (Tennessee, 1999, 2001) – 2nd season, sixth at Kentucky

Assistant Coach: Niya Butts (Tennessee, 2000; Tenn. Tech, 2002) – 2nd season, seventh at Kentucky

Assistant Coach: Lin Dunn (UT Martin, 1969) – 2nd season

Support Staff

Assistant Athletics Director/Women's Basketball: Amy Tilley (Kentucky, 2007)

Director of Player Development: Amber Smith (Kentucky, 2011)

Exec. Associate AD/Women's Basketball Admin.: Rachel Baker (Berea, 1999; Ohio State, 2001)

Staff Support Associates: Beth Price (Kentucky, 2006), Carrie Marshall (Kentucky, 2003)

Coaching Video Coordinator: Daniel Boice (Arizona, 2014, 2016)

Creative Director: Kim Troxall (SCAD, 1994)

Senior Athletic Trainer: Courtney Jones (Purdue, 2001)

Nutrition Coach: Monica Fowler (Kentucky, 2010)

Team Physician: Dr. Robert Hosey (Virginia Tech, 1989)

Strength & Conditioning Coach: John Spurlock (Hanover College, 2005)

Academic Counselor: Tiffany Hayden (Kentucky, 2001)

Media Relations Director: Evan Crane (Kentucky, 2010)

Media Relations Assistant: Karlie Kinneer (Iowa State, 2015)

Equipment Manager: Kortez Wilson (Kentucky, 2014, 2016)

NATIONAL POLLS

The Associated Press Top 25

1	Connecticut (32)	20-0	800
2	Mississippi State	22-0	764
3	Baylor	19-1	732
4	Louisville	22-1	700
5	Notre Dame	20-2	684
6	Oregon	20-3	613
7	South Carolina	18-3	606
8	Texas	16-4	561
9	UCLA	17-4	522
10	Florida State	18-3	501
11	Maryland	18-3	498
12	Tennessee	17-4	418
13	Michigan	19-4	371
14	Texas A&M	17-5	360
15	Missouri	17-4	342
16	Oregon State	16-5	314
17	Georgia	19-2	308
18	Ohio State	17-5	289
19	Duke	17-5	245
20	Green Bay	19-2	176
21	West Virginia	17-5	159
22	TCU	15-5	103
23	Oklahoma State	15-5	99
24	Stanford	14-8	74
25	California	15-6	33

Other UK opps receiving votes: LSU 6, FGCU 3

USA Today/Coaches Top 25

1	Connecticut (32)	20-0	800
2	Mississippi State	22-0	765
3	Baylor	19-1	729
4	Louisville	22-1	694
5	Notre Dame	20-2	677
6	South Carolina	18-3	619
7	Oregon	20-3	604
8	Texas	16-4	578
9	UCLA	17-4	530
10	Maryland	18-3	505
11	Florida State	18-3	491
12	Texas A&M	17-5	385
13	Tennessee	17-4	384
14	Michigan	19-4	371
15	Missouri	17-4	356
16	Oregon State	16-5	302
17	Ohio State	17-5	300
18	Georgia	19-2	290
19	Duke	17-5	251
20	Green Bay	19-2	190
21	West Virginia	17-5	169
22	TCU	15-5	97
23	South Florida	16-5	81
24	Oklahoma State	15-5	54
25	Florida Gulf Coast	20-3	40

Other UK opps receiving votes: Miami (Fla.) 6

WEEK-BY-WEEK

DATE	AP	COACHES
Preseason	RV	RV
Nov. 13/14	25	(no poll)
Nov. 20/21	22	RV
Nov. 27/28	20	22
Dec. 4/5	20	23
Dec. 11/12	RV	RV
Dec. 18/19	RV	RV
Dec. 25	NR	NR
Jan. 1/2	NR	NR
Jan. 8/9	NR	NR
Jan. 15/16	NR	NR
Jan. 22/23	NR	NR
Jan. 29/30	NR	NR

BY THE BIG BLUE NUMBERS

13,225	Season-high attendance vs. Arizona State, 8th highest in school history
5,213	Average attendance for 2016-17, 14th nationally
795	Number of wins in UK WBB history
283	Career wins for Matthew Mitchell
253	Wins at UK for Matthew Mitchell
47	Number of ranked teams UK had defeated under Matthew Mitchell
12	Consecutive years UK has participated in postseason play
8	Consecutive NCAA Tournament appearances
2	Number of UK players selected in 2017 WNBA Draft

QUICK NOTES CONTINUED...

- UK has found its offense in the last few weeks as the Wildcats are shooting 44.0 percent (124-of-282) from the field in its last five games. The Wildcats have had four of more players score in double figures in three of the last four games, including five against Arkansas.
- Kentucky has had 14+ assists in each of its last three games and is 11-1 this season with 14+ dimes.
- UK is 9-1 this season when it scored 70 or more points and hits 40 percent or better from the field.
- The Wildcats have scored 20+ points off turnovers in each of their last four games and are 5-1 this season when they score 20+ of turnovers. UK had 28 points off turnovers vs. Alabama and 25 at Arkansas. The Cats turned Auburn over 25 times and scored a season-high 32 points off those miscues.
- The win at Florida snapped a eight-game losing streak for the Cats. The streak came against stiff competition falling on the road at Florida Gulf Coast (currently No. 25 in USA Top 25), Miami (Fla.), Middle Tennessee (who have all been receiving votes this season) and No. 19 Texas A&M, and home setbacks vs. Georgia (currently No. 17 in AP Top 25), No. 3 Louisville, No. 7 Tennessee and No. 24 Cal.
- Ten of Kentucky's 11 losses this season have come to teams that have been ranked or receiving votes in the national rankings. Six of the 10 losses have come to teams that were ranked inside the top-25 at the time UK played in (Baylor, UofL, Cal, Tennessee, Texas A&M, South Carolina).
- Kentucky is the only team in the SEC to play six non-conference true road games this season.
- The Georgia game ended an eight-game stretch against opponents who had been or are ranked/receiving votes this season. The stretch included at FGCU (rv), at Miami (rv), vs. No. 3/4 Louisville, No. 24/rv Cal, at MTSU (rv), vs. No. 7/7 Tennessee, at No. 19/19 Texas A&M and vs. Georgia (rv). UK is 0-6 vs. ranked foes this season, falling to Baylor, UofL, Cal, Tennessee, Texas A&M and South Carolina. UK is scheduled to play five more games against teams either ranked or receiving votes in the top 25s.
- The Wildcats have played 12 games this season against teams that currently rank top 100 in the NCAA RPI with three wins vs. No. 78 Washington State, No. 85 Alabama and No. 100 Arkansas.
- UK is in rebuilding mode this season after losing 33.6 of the it's 70.9 points scored from last season with the loss of All-America honorees Makayla Epps and Evelyn Akhator. UK lost 47.4% of its scoring, 42.0% of its rebounding, 49.7% of its made field goals, and 35.3% of its assists.
- The Wildcats are relying on five newcomers - including four true freshmen - to replace that production. The five newcomers are a part of a top-20 recruiting class last year by Mitchell and Co., but UK got thin in the post prior to the start of the season with the loss of Anyagaligbo.
- Kentucky entered the season with 11 of its 14 players having played only one season or less for the Wildcats. Rice, Murray, Morris are the only three that entered the season having played more than one season with the program. Cann, Hardin, Halsel, Poffenberger and Roper are in their second seasons, while the five newcomers and Anyagaligbo are in their first season.
- Maci Morris played limited minutes in UK's loss vs. Georgia and its win at Florida before missing the Vanderbilt game due to a bone bruise in her knee. She returned to play 30 minutes against South Carolina with a team-high 19 points while she scored 16 points and hit two 3s against Alabama. Morris played 25 minutes vs. Auburn and hit a season-high tying five 3s to lead UK with 18 points.
- Morris is making her way up the all-time 3-point field goals made list at Kentucky. The native of Pineville, Ky., has hit 151 career 3s which ranks her seventh all-time in UK history. Morris needs 11 more to tie Jenny Pfeiffer (2003-07) for sixth all-time. Earlier this season, Morris hit nine straight 3 attempts, going 3-for-3 in the second half vs. Baylor, 2-for-2 vs. TTU and 4-for-her-first-4 vs. UE.
- Morris became the 33rd member of UK's 1,000-Point Club scoring the first six points of UK's win vs. Auburn. The native of Bell County, Ky., is the 17th Tuckuckian on the list. She now has 1,014 points.
- Kentucky ranks top five in the league in assist-turnover ratio, fewest turnovers, three-point field goal percentage and fewest turnovers per game. UK ranks 38th nationally and fourth in the league in fewest turnovers per game at 13.3, while UK ranks 59th nationally and fourth in the SEC in 3-point field-goal percentage. A complete list of UK's national and league rankings can be found on page 11.
- Kentucky is hitting 6.0 3s per game this season. If that shooting continues, the Wildcats are on pace for one of the best 3-point shooting seasons in program history. The 2012-13 team hit a program-record 240 3s. Last year, the Wildcats hit 169 3-pointers, which was sixth-most in program history.
- Kentucky started the season with a 6-0 record for the first time since the 2015-16 season when UK began the year 11-0. This was the fifth time UK started a season 6-0 under Mitchell and the ninth such start in program history.
- Matthew Mitchell became the all-time winningest head coach in Kentucky women's basketball history in March of 2013 with his 139th win at UK. The win at Florida was Mitchell's 250th at Kentucky. Including the storied history of the UK MBB program, he is the fifth Kentucky Basketball head coach to win 250 games with the Wildcats joining Adolph Rupp, Joe B Hall, Tubby Smith and John Calipari.

SEC STANDINGS (1/26)

Team	SEC	Pct.	All	Pct.
Mississippi State	9-0	1.000	23-0	1.000
Georgia	7-2	.777	19-3	.863
South Carolina	7-2	.777	18-4	.818
Tennessee	6-3	.666	18-4	.818
Texas A&M	6-3	.666	17-6	.739
LSU	6-3	.666	14-6	.700
Missouri	5-4	.555	17-5	.739
Alabama	4-5	.444	14-8	.636
KENTUCKY	4-5	.444	12-11	.521
Auburn	2-7	.222	11-10	.523
Arkansas	2-7	.222	11-11	.500
Florida	2-7	.222	10-12	.454
Vanderbilt	2-7	.222	6-17	.260
Ole Miss	1-8	.111	11-11	.500

- Regular season co-champions
^ - Tournament champions

QUICK FACTS

Location: Lexington, Ky.
 Founded: 1865
 Enrollment: 30,000
 Nickname: Wildcats
 Colors: Blue (PMS 286) and White
 Conference: Southeastern (Eastern Division)
 Arena: Memorial Coliseum (8,000)
 President: Dr. Eli Capilouto
 Athletics Director: Mitch Barnhart
 Faculty Representative: Dr. Joseph L Fink III

COACHING STAFF

Head Coach: Matthew Mitchell
 Assistant Coaches: Kyra Elzy, Niya Butts, Lin Dunn

MEDIA RELATIONS

Asst. Media Relations Dir./WBB Contact
 Evan Crane
 270-559-8120 · cell
 wesley.crane@uky.edu
 Twitter: @EvanCraneKy
 Media Relations Assistant (No. 2 WBB Contact)
 Karlie Kinneer
 515-460-1285 · cell
 karlie.kinneer@uky.edu
 Twitter: @KarlieKinneer

WHO'S UP NEXT?



at Missouri
 Thursday, Feb. 8
 9 p.m. ET
 Mizzou Arena (215,061)
 SEC Network

UK WBB ON SOCIAL MEDIA

Kentucky women's basketball is one of the most popular programs on Twitter. UK's account ranks fourth nationally, while head coach Matthew Mitchell has the third-most followers among Division I women's basketball coaches.

@KentuckyWBB - 4th Nationally with 38,070 followers
 @UKCoachMitchell - 3rd Nationally with 33,706 followers

KENTUCKY'S RECORD WHEN...

	ALL	SEC
Leading or tied at halftime	11-2	4-0
Trailing at halftime	1-9	0-5
Shoot 50 percent or higher	4-0	1-0
Shoot 60 percent or higher	1-0	1-0
Shoot less than 50 percent	8-11	3-5
Shoot higher percentage than opp.	11-1	3-0
Shoot lower percentage than opp	1-10	1-5
Opp. shoot worse than 50 percent	12-9	4-4
Opp. shoot 50 percent or higher	0-2	0-1
Opp. shoot 60 percent or higher	0-1	0-1
Score less than 60 points	1-6	1-3
Score 60 or more points	11-5	3-2
Score 70 or more points	9-1	2-1
Score 80 or more points	4-0	0-0
Score 90 or more points	2-0	0-0
Score 100 or more points	2-0	0-0
Opp. score 30 or less points	0-0	0-0
Opp. score 40 or less points	2-0	0-0
Opp. score 50 or less points	3-0	1-0
Opp. score 60 or less points	8-1	3-1
Opp. score 70 or less points	12-8	4-3
Opp. score 80 or less points	12-9	4-4
Opp. score 60 or more points	4-11	1-4
Opp. score 70 or more points	1-6	0-3
Opp. score 80 or more points	0-3	0-1
Opp. score 90 or more points	0-0	0-0
Outrebound or same as opponent	10-3	2-0
Outrebounded by opponent	2-8	2-5
Commit fewer turnovers than opp.	10-5	4-4
Commit same turnovers as opp.	0-3	0-1
Commit more turnovers than opp.	2-3	0-0
Commit single digit turnovers	2-1	0-1
Force 20 or more turnovers	2-1	1-1
Force 25 or more turnovers	1-0	1-0
Make 6 or more 3-pointers	9-4	2-1
Make 5 or fewer 3-pointers	3-6	2-4
Opp. make 6 or more 3-pointers	3-8	2-3
Opp. make 5 or fewer 3-pointers	9-3	2-2
Game decided by 10 pts or less:	2-4	1-1
Game decided by 1-5 pts:	1-2	1-1
Game decided by 6-10 pts:	0-1	0-0
Game decided by 11-15 pts:	1-4	1-3
Game decided by 16+ pts:	9-3	2-1
Overtime games:	0-0	0-0
Televised games:	11-11	4-5
ACCN Extra	0-1	0-0
SEC Network+	9-1	3-1
Fox College Sports Central	0-1	0-0
ESPN	0-1	0-1
ESPN2	0-0	0-0
ESPN3	0-1	0-0
SEC Network	1-5	1-3
Pac-12 Network	1-0	0-0
Games vs. AP ranked opponents:	0-6	0-3
Games vs. AP Top 10	0-4	0-2
Games following a loss:	3-8	2-4
Games following a win:	8-3	2-1
More points in the paint than opp.:	9-3	3-1
Fewer points in the paint than opp.:	2-8	1-4
Same points in the paint than opp.:	1-0	0-0
More points off turnovers:	11-1	3-1
Fewer points off turnovers:	1-9	1-4
Same points off turnovers:	0-1	0-0
More bench points than opp.:	10-5	4-2
Fewer bench points than opp.:	2-5	0-3
Same bench points as opp.:	0-1	0-0
More 2nd-chance points than opp.:	8-6	2-2
Fewer 2nd-chance points than opp.:	2-5	0-3
Same 2nd-chance points as opp.:	2-0	2-0
One UK player scores 10+:	0-3	0-3
Two UK players score 10+:	2-4	1-0
Three UK players score 10+:	5-1	2-1
Four UK players score 10+:	2-3	0-1
Five UK players score 10+:	3-0	1-0
Six UK players score 10+:	0-0	0-0
Seven UK players score 10+:	0-0	0-0
Eight UK players score 10+:	0-0	0-0
On Monday:	1-1	1-1
On Tuesday:	1-0	0-0
On Wednesday:	1-0	0-0
On Thursday:	4-4	3-1
On Friday:	1-1	0-0
On Saturday:	0-0	0-0
On Sunday:	4-5	0-3
In November:	6-1	0-0
In December:	2-5	0-1
In January:	2-4	2-4
In February:	1-0	1-0
In March:	0-0	0-0
In April:	0-0	0-0

- UK has scored 80 or more points four time this season, including 100+ twice. The Wildcats have scored 100+ points 18 times under Matthew Mitchell with a 18-0 record in those games. This was the first time since 2013-14 that UK has scored 100+ points in at least two of its first nine games.
- All 13 eligible Wildcats this season have not only played but scored this season. That is the most players to score in a game for a UK team since 2012-13.
- The Wildcats showed their potential for an explosive offense in the season opener vs. Sacramento State by scoring a program-record 31 first-quarter points before breaking that record with 35 first-quarter points against Evansville. The 35 points scored is the most in any quarter for UK since the new four-quarter program was created in 2015-16.
- Junior forward Ogechi Anyagaligbo will miss the 2017-18 season due to sustaining a torn ACL in Kentucky's exhibition game vs. Southern Indiana. The loss leaves Kentucky with just one scholarship post player this season that is not a true freshmen.
- For the eighth straight year, UK began its season ranked or receiving votes inside in the USA Today/Coaches' and AP Preseason Top 25, receiving votes in both listings. The Wildcats' highest ranking this season was No. 20 in the AP Top 25 and No. 23 in the USA Today/Coaches Top 25.
- In 44 years of varsity women's basketball, Kentucky has 88 wins over ranked opponents, including 47 of those wins coming under Mitchell.
- UK will play three regular-season games inside Rupp Arena this year for the first time since the 2007-08 season when UK played five games inside the historic building. UK is 0-2 this season in Rupp Arena.

KENTUCKY WBB AT RUPP ARENA

- Kentucky has a 25-17 all-time record in Rupp Arena. The Wildcats are playing three regular-season games inside Rupp Arena for the first time since the 2007-08 season.
- The Wildcats are 0-2 so far this year at Rupp falling to highly ranked Tennessee and South Carolina.
- Last year, UK fell to top-25 ranked Arizona State inside Rupp, 73-71 in overtime. More on the Wildcats record inside Rupp Arena can be found on page 8 of the game notes or page 179 of the media guide.

SERIES HISTORY VS. LSU

- LSU leads the all-time series in games played against Kentucky, 32-15, including a 11-7 mark in games played in Lexington, Ky. The Wildcats have had recent success in the series, winning five of the last seven meetings including four straight at home.
- LSU has not won a game against Kentucky in Lexington since a 59-56 victory in Memorial Coliseum on Jan. 25, 2009. This is the second time the two teams have met in historic Rupp Arena with LSU claiming the only win, 72-46 on Jan. 27, 2008.
- Matthew Mitchell is 8-8 against LSU as the head coach of the Wildcats.

SCOUTING LSU

- The Tigers are 14-6 this season, including a 6-3 record in the SEC. LSU owns a 5-4 record in away contests.
- LSU is coming off back-to-back big home wins over No. 10 Tennessee last Sunday and No. 17 Georgia on Thursday. The Tigers defeated the Lady Volunteers 70-59 in Baton Rouge, led by 21 points from junior guard Chloe Jackson. It was their second top-15 win of the season after defeating No. 15 Missouri, 69-65, on Jan. 4. The victory also marked LSU's 900th win in program history.
- The Tigers followed with a 71-60 victory over Georgia handing the Bulldogs just their third loss of the season. Jackson again led LSU with 21 points adding four rebounds and two assists. Raigyne Louis and Ayana Mitchell each scored in double figures.
- Jackson leads the Tigers in scoring this season, averaging 17.6 points per game. Louis is the only additional LSU player averaging double digits, posting 15.7 points per contest.
- Freshman center Faustine Aifuwa is leading LSU on the boards, grabbing 7.7 rebounds per game.

LAST TIME VS. LSU

- Kentucky and LSU met once last season with UK winning the lone at the Pete Maravich Assembly Center 55-42 after starting the game on a 12-0 run. Evelyn Akhator led Kentucky with 20 points and 11 rebounds while Taylor Murray recorded her first career double-double with 11 points and 13 rebounds.
- UK dominated the game inside, outscoring LSU 40-22 in the paint. Kentucky also dominated the rebounding battle, grabbing 45, compared to just 30 for the Tigers. Kentucky held LSU to just 18-of-55 (32.7 percent) shooting from the field in the game.

2017-18 GAME NOTES

OFFENSIVE TRENDS TELL THE STORY

There are some key offensive stats that have helped tell why the Wildcats have been successful in their last three games. During this three-game winning streak, UK is shooting 49.7 percent from the field, including percent from 3 and averaging 73.3 points per game. UK has a +17.7 margin of victory during this stretch. The Wildcats have scored 20+ points in seven of its last 14 quarters. UK has had at least four players in double figures in three of the last four games, including five against Arkansas. UK is 3-0 this season when five players are in double figures.

Other offensive trends that help tell UK's story are:

- Kentucky has had 14+ assists in each of its last three games and is 11-1 this season with 14+ dimes.
- UK is 9-1 this season when it scored 70 or more points and hits 40 percent or better from the field.
- The Wildcats have scored 20+ points off turnovers in each of their last four games and are 5-1 this season when they score 20+ of turnovers. UK had 28 points off turnovers vs. Alabama, 25 at Arkansas and a season-best 32 against Auburn forcing the Tigers into 25 turnovers.
- Two of UK's best six shooting games this season have come in the past three games.

HARRISON NAMED SEC FRESHMAN OF THE WEEK

Dorie Harrison has been tabbed the Southeastern Conference Freshman of the Week. Harrison started her strong week by posting a then career-high 15 points with five rebounds, one block and one steal vs. Alabama. The rookie went 5-of-9 from the field against the Crimson Tide, helping Kentucky shoot 64.7 percent from the field in the game. The native of Nashville posted another career night Monday at Arkansas, scoring a career-high 16 points with four rebounds, two steals and one block. Her performance vs. the Razorbacks marked the first time this season she had led UK in scoring.

Overall for the week, Harrison scored 31 points with nine rebounds, two blocks and three steals, hitting nearly 50 percent from the field. One major area for improvement was her free-throw shooting, going 11-of-12 from the charity stripe after entering the week shooting just 46.8 percent from the line.

DEFENSE, CLUTCH FOURTH QUARTER POWERS UK OVER AUBURN

Kentucky shot just 39.2 percent from the floor against Auburn, but thanks to outscoring the Tigers 23-10 in the fourth quarter the Wildcats earned their third straight double-digit victory. The win marked the first time this season that UK had won a game when shooting a lower percentage than its opponent.

It was Kentucky's defense that helped the Cats earn the win, limiting the Tigers to just 48 points. UK forced a season-high 25 turnovers in the game and scored a season-high 32 points off those Auburn miscues. In its last three games, UK has limited its opponents to 20 points or less in 10 of 12 quarters including 13 or less points in six quarters.

Although UK struggled in the fourth quarter against Arkansas to sustain a 25+ point lead, the Wildcats have used strong fourth quarters against Auburn and Alabama for wins. UK outscored Alabama 25-5 in the fourth quarter and Auburn 23-10.

UK'S OFFENSE EXPLODES VS. ALABAMA

Kentucky had been putting in way too much hard work in practice everyone knew the Wildcats were going to have a breakout performance sooner rather than later. That performance came against Alabama as UK went 33-of-51 from the field for 64.7 percent - the second best field goal percentage in a game in program history. The Wildcats went on to win the game 79-54 thanks to a 25-5 edge in the fourth quarter. The 25-point margin of victory was UK's largest in a SEC game since defeating Ole Miss 89-57 in Jan, 2017. UK outscored the Tide in the paint, 36-20, and off turnovers, 28-10, while four Kentucky players scored in double figures.

Taylor Murray recorded her fourth career double-double with 20 points and a season-high 10 assists, becoming the first player in program history to have at least 20 points and 10 assists in an SEC game. The performance marked the fourth 20-point, 10-assist performance in UK women's basketball history, and the first since Makayla Epps vs. Morehead State on Nov. 18, 2015. Her 10 assists marked the first double-digit assist performance from a UK player since she had 11 vs. Florida on Feb. 19, 2017. It was the sixth time she's led UK in scoring this season.

Dorie Harrison and KeKe McKinney were also brilliant in the game. Harrison scored a career-high 15 points and grabbed five boards for UK, going 5-of-9 from the floor. She also made five free throws on six attempts. McKinney matched her career-high with 12 points to go with five rebounds in the victory. It was her second consecutive game scoring 12 points.

KENTUCKY SHOWS OFFENSIVE POTENTIAL IN SECOND HALF VS. SOUTH CAROLINA

Kentucky scored 28 points in the third quarter against South Carolina, which was its most points in a quarter in conference play this season. It was the type of performance Mitchell and Co. know they can use to move forward. The Wildcats looked much more efficient on the offensive side against the Gamecocks, scoring 44 points in the second half on 42.5% shooting from the field, including four 3s. The Wildcats also showed some improvement in some "hustle areas" as Mitchell calls them with a 15-9 edge in offensive rebounds and 17-7 edge in second-chance points. UK forced South Carolina into 17 turnovers and scored 23 points off those miscues. Although UK ended the game with 16 turnovers, the Wildcats only had two miscues in the second half.

MITCHELL'S DEFENSIVE FUNDAMENTALS WILL PLAY OFF IN LONG RUN

You don't have to spend too much time around Matthew Mitchell to understand his importance on defensive fundamentals. The Wildcats have showed they aren't where they need to be but are improving every day. UK's best defensive performance came against Gardner-Webb, limiting the Running' Bulldogs to just 34 points on 14-of-55 shooting in a 72-34 win inside Memorial Coliseum. UK was also strong defensively against Marshall, limiting the Herd to just 29.8% from the field on 14-of-47 shooting. Marshall did not make a field goal in the fourth quarter. UK limited Tennessee Tech to just 33.3 percent from the field and posted a season-best 9 blocks.

In league play, Kentucky limited Tennessee to just 63 points, which was the lowest scoring total of the season for the Lady Vols, who entered the game averaging 88.3 points per game. Against Georgia, the Wildcats limited the Bulldogs to just 56 points on 27.8 percent shooting, forcing 18 turnovers. The Crimson Tide hit just 39.2 percent from the field against UK scoring just 54 points, while Auburn scored just 48. UK has scored 20 points or more off opponent turnovers each of the last four games.

WILDCATS HOPE HOME SHOOTING TOUCH HAS RETURNED

Prior to its game against Cal, the Wildcats were shooting 48.7 percent from the field at home, including 43.1 percent from 3 and averaged 81.9 points per game. Against Cal, Tennessee and Georgia, the Wildcats shot 26.1 percent from the field at home, including 25.4 percent from 3 and averaged just 47.7 points per game. UK was 6-1 at home prior to the Cal game with the lone loss coming to top-three ranked UofL, while the Cats have lost to Cal, Tennessee, Georgia and South Carolina since.

Kentucky has hopefully come out of its home shooting slump as the Wildcats have hit 47.0 percent from the field in their last three home games and are averaging 69.3 points per game. Included in that is the 64.7 percent against Alabama.

DOUBLE-DOUBLES

TAYLOR MURRAY: 4 CAREER (2 SEASON)

2017-18 (2)
18 points - 12 rebounds at Montana, 11-16-17
20 points - 10 assists vs. Alabama, 1-25-18
2016-17 (2)
11 points - 13 rebounds at LSU, 1-19-17
18 points - 13 rebounds at Missouri, 1-30-17

MACI MORRIS: 1 CAREER (1 SEASON)

2017-18 (1)
10 points, 10 rebounds vs. Gardner-Webb, 11-12-17

MAKENZIE CANN: 2 CAREER (2 SEASON)

2017-18 (3)
15 points, 10 rebounds at Wash. State, 11-19-17
15 points, 10 rebounds vs. Morehead St., 11-22-17

ALYSSA RICE: 2 CAREER (2 SEASON)

2017-18 (2)
19 points, 10 rebounds vs. Marshall, 11-26-17
11 points, 12 rebounds at Miami, 12-10-17

TATYANA WYATT: 1 CAREER (1 SEASON)

2017-18 (1)
20 points, 10 rebounds vs. Evansville, 12-5-17

CAREER 20-POINT GAMES

Maci Morris		6
29	vs. Arizona State	12/11/16
20	at Washington State	11/19/17
22	at Baylor	11/30/17
20	vs. Evansville	12/5/17
21	vs. Cal	12/21/17
22	at Texas A&M	1/4/18
Taylor Murray		5
21	at Louisville	12/4/16
23	at Tennessee	1/1/17
29	at South Carolina	2/26/17
22	vs. Sacramento State	11/10/17
23	at Vanderbilt	1/15/18
20	vs. Alabama	1/25/18
Makenzie Cann		1
20	vs. New Hampshire	11/17/16
Tatyana Wyatt		1
20	vs. Evansville	12/5/17

MATTHEW MITCHELL ERA

(2007-Present)

	Total
Home Games.....	154-34
Memorial Coliseum.....	148-26
Rupp Arena.....	6-8
Road Games.....	69-55
Neutral Sites.....	33-18
SEC Games.....	106-59
Home.....	61-20
Road.....	45-39
Regular season, non-conference.....	119-32
Home.....	89-9
Road.....	24-20
Neutral.....	6-3
vs. ranked teams in non-conference.....	12-15
SEC Tournament.....	15-10
NCAA Tournament.....	16-8
WNIT.....	3-2
Leading or tied at halftime.....	205-27
Trailing at halftime.....	48-84
Shoot 50 percent or higher.....	41-3
Shoot less than 50 percent.....	212-108
Shoot higher percentage than opp.....	132-16
Shoot lower percentage than opp.....	65-93
Shooting same percentage as opp.....	2-2
Opp. shoots worse than 50 percent.....	245-77
Opp. shoots 50 percent or higher.....	8-34
Score fewer than 60 points.....	20-45
Score 60 or more points.....	227-62
Score 70 or more points.....	165-24
Score 80 or more points.....	95-5
Score 90 or more points.....	41-1
Score 100 or more points.....	18-0
Opp. scores 30 or fewer points.....	2-0
Opp. scores 40 or fewer points.....	18-0
Opp. scores 50 or fewer points.....	57-1
Opp. scores 60 or fewer points.....	142-12
Opp. scores 70 or fewer points.....	216-43
Opp. scores 80 or fewer points.....	239-77
Opp. scores 60 or more points.....	106-83
Opp. scores 70 or more points.....	33-60
Opp. scores 80 or more points.....	5-30
Opp. scores 90 or more points.....	2-10
Outrebounds or same as opponent.....	173-41
Outrebounded by opponent.....	80-70
Commits fewer turnovers than opp.....	205-57
Commits same turnovers as opp.....	3-10
Commits more turnovers than opp.....	45-44
Force 30 or more turnovers.....	30-1
Makes 6 or more 3-pointers.....	130-27
Makes 5 or fewer 3-pointers.....	123-84
Game decided by 10 pts or fewer.....	97-63
Game decided by 1-5 pts.....	47-27
Game decided by 11-15 pts.....	38-22
Game decided by 16+ pts.....	114-18
Overtime games.....	9-4
Televised games.....	164-79
Games vs. ranked opponents.....	47-59
Games vs. top 10 ranked opponents.....	16-36
Games following a loss.....	69-31
Games following a win.....	172-79
More points in the paint than opp.....	185-29
Fewer points in the paint than opp.....	59-72
Same points in the paint than opp.....	9-10
More bench points than opp.....	187-48
Fewer bench points than opp.....	63-61
Same bench points as opp.....	3-2
More 2nd-chance points than opp.....	168-58
Fewer 2nd-chance points than opp.....	64-45
Same 2nd-chance points as opp.....	21-8
On Monday.....	12-9
On Tuesday.....	11-5
On Wednesday.....	16-2
On Thursday.....	64-35
On Friday.....	35-6
On Saturday.....	24-12
On Sunday.....	91-42
In November.....	60-9
In December.....	47-21
In January.....	62-33
In February.....	46-26
In March.....	38-21
In April.....	0-1

STARTING LINEUP RECORDS

Team	F/G	C	G	G	G	Result
Sacramento St	Harrison	Rice	Cann	Murray	Morris	W, 101-70
Gardner-Webb	Harrison	Rice	Cann	Murray	Morris	W, 72-34
Montana	Harrison	Rice	Cann	Murray	Morris	W, 71-54
Wash. State	Harrison	Rice	Cann	Murray	Morris	W, 73-68
Morehead St.	Harrison	Rice	Cann	Murray	Morris	W, 86-53
Marshall	Harrison	Rice	Cann	Murray	Morris	W, 69-39
Baylor	McKinney	Rice	Cann	Murray	Morris	L, 63-90
Tenn. Tech	McKinney	Rice	Cann	Murray	Morris	W, 82-54
Evansville	McKinney	Rice	Cann	Murray	Morris	W, 100-62
FGCU	Wyatt	Rice	Cann	Murray	Morris	L, 70-64
Miami	Wyatt	Rice	Cann	Murray	Morris	L, 65-54
UofL	Roper	Rice	Cann	Murray	Morris	L, 87-63
Cal	McKinney	Rice	Cann	Murray	Morris	L, 62-52
MTSU	McKinney	Rice	Cann	Murray	Morris	L, 62-57
Tennessee	McKinney	Rice	Cann	Murray	Morris	L, 63-49
TAMU	Harrison	Rice	Cann	Murray	Morris	L, 74-70
Georgia	Harrison	Rice	Cann	Murray	Morris	L, 56-42
Florida	Wyatt	Rice	Cann	Murray	Morris	W, 56-53
Vandy	Wyatt	Rice	Cann	Murray	Roper	L, 70-55
S. Carolina	McKinney	Rice	Cann	Murray	Morris	L, 81-64
Alabama	McKinney	Rice	Cann	Murray	Morris	W, 79-54
Arkansas	McKinney	Rice	Cann	Murray	Morris	W, 76-65
Auburn	McKinney	Rice	Cann	Murray	Morris	W, 65-48
LSU						
Missouri						
Miss. State						
Arkansas						
S. Carolina						
Ole Miss						
Miss. State						
Record by Lineups:						
1.	Harrison	Rice	Cann	Murray	Morris	6-2
2.	McKinney	Rice	Cann	Murray	Morris	5-5
3.	Wyatt	Rice	Cann	Murray	Morris	1-2
4.	Roper	Rice	Cann	Murray	Morris	0-1
5.	Wyatt	Rice	Cann	Murray	Roper	0-1

bold indicates last starting lineup used

GUARDS TAKING CARE OF THE BALL

UK's guard have showed great ball control this season as Taylor Murray and Jaida Roper have combined to play 1226 minutes over 23 games and only committed 77 turnovers while dishing out 147 assists. Murray has played 760 minutes and has 38 turnovers with 94 assists, while Roper has played 466 minutes and has 39 turnovers with 53 assists. Murray has an assist-turnover ratio of 2.5, which ranks 38th nationally and fourth in the SEC. Roper has a 1.4 assist-turnover ratio. UK ranks 72nd nationally and fifth in the SEC in assist-turnover ratio at 1.03. Collectively, Murray and Roper - the two guards who run the point the most - have a combined assist-turnover ratio of 1.9. The national leader in team assist-turnover ratio is 1.81 (Mercer). Murray has five games this season without a turnover, while she has one or less in 11 games.

As a team, Kentucky ranks 38th in the nation and fourth in the SEC in fewest turnovers per game.

ITS RAINING 3S

Kentucky returned 76.9% of its 3-point production from last season and a large part of that is due to junior guard Maci Morris and senior guard Makenzie Cann. Their strong shooting and the continued development of other players on the team has UK on pace for a monster season from long range.

Morris is 49-for-106 from 3 this season, which ranks fifth in the nation and second in the SEC in 3-point percentage at 46.2. Cann is 35-for-102 for 34.3 percent and has hit a 3 in every game but five this season. In all, eight Wildcats have hit a 3 this season.

The Wildcats are on pace to have one of the best 3-point shooting seasons in program history. Currently, UK has 137 made 3s through 23 games, averaging 6.0 3s per game. If that per game average continued through UK's 30 game regular-season schedule the Wildcats would hit 180 3-pointers. The school record for 3s made in a season is 240 by the 2012-13 team. UK has hit eight or more 3s in five games, including a season-best 11 against Baylor. Kentucky's 169 3-pointers made last season ranked sixth most in a season in UK history. The top six 3s hit in a season have all occurred under Matthew Mitchell.

YOUNG CATS LOOKING FOR IDENTITY AS SEC PLAY ARRIVES

Kentucky entered the season needing to replace nearly 50 percent of its scoring and rebounding and so far the young and inexperienced Cats are still looking for their identity. UK is trying to replace All-America honorees Makayla Epps and Evelyn Akhator, with five newcomers - including four true freshmen - who have shown major potential but not enough consistency yet. Epps and Akhator were responsible for 47.4% of UK's scoring, 42.0% of its rebounding, 49.7% of its made field goals, 23.1% of its made 3-pointers and 35.3% of its assists. Kentucky entered the season with 11 of its 14 players having played only one complete season or less for the Wildcats. Rice, Murray, Morris are the only three that entered the season having played more

TOP-10 HOME GAMES ATTENDANCES (! INCLUDES RUPP ARENA)

1.	23,705	Duke !	12/22/13
2.	22,075	Baylor !	11/17/14
3.	18,488	DePaul !	12/07/12
4.	17,150	Duke !	12/20/15
5.	14,508	Duke !	12/08/11
6.	14,425	Louisville !	12/10/15
7.	13,689	Tennessee !	01/26/06
8.	10,622	Old Dominion	02/05/83
9.	10,390	Rutgers !	01/12/80
10.	10,192	Louisville !	12/28/06

TOP-10 MEMORIAL COLISEUM ATTENDANCES

1.	10,622	Old Dominion	02/06/83
2.	8,429	Tennessee	01/29/04
3.	8,223	Auburn	02/18/83
4.	8,200	Tennessee	02/09/83
5.	8,130	Tennessee	01/23/00
6.	7,965	Tennessee	03/03/13
7.	7,963	Louisville	12/11/13
8.	7,961	Tennessee	01/12/12
9.	7,951	Louisville	12/04/11
10.	7,888	Florida	01/22/12

HOME COURT WINNING STREAKS (INCLUDES RUPP ARENA)

	Games	Began	Ended
1.	34	Feb. 13, 2011	Feb. 3, 2013
2.	30	Feb. 12, 1980	Jan. 31, 1982
3.	25	March 19, 2009	Jan. 9, 2010
4.	19	Feb. 23, 1982	Feb. 9, 1983
5.	14	Jan. 31, 1990	Jan. 27, 1991
6.	13	Jan. 30, 1984	Jan. 13, 1985
	13	March 2, 2014	Jan. 29, 2015
8.	11	Feb. 7, 1987	Jan. 7, 1988
	11	Feb. 10, 1979	Feb. 2, 1980
10.	10	Nov. 19, 2004	Jan. 27, 2005

KENTUCKY ATTENDANCE AVERAGES LAST 13 YEARS

Year	Total	(Games) Rank	Avg. PG
2003-04	72,533	(14 games) 16th	5,182
2004-05	90,663	(19 games) 20th	4,772
2005-06	77,411	(15 games) 20th	5,161
2006-07	87,943	(15 games) 13th	5,863
2007-08	85,769	(18 games) 23rd	4,756
2008-09	75,194	(17 games) 21st	4,423
2009-10	95,615	(17 games) 14th	5,624
2010-11	95,453	(15 games) 11th	6,364
2011-12	113,068	(18 games) 13th	6,282
2012-13	104,447	(17 games) 11th	6,144
2013-14	121,089*	(18 games) 9th	6,727*
2014-15	108,436	(17 games) 8th	6,379
2015-16	116,164	(18 games) 8th	6,454
2016-17	104,252	(20 games) 14th	5,213

* - SCHOOL RECORD



Memorial Coliseum (8,000)

- The Cats own a 438-155 (.738) overall in the historic building, including a 148-26 (.850) mark under head coach Matthew Mitchell.
- UK is 134-21 (.864) at home over the last nine seasons (including 8 games in Rupp Arena).
- The Cats have ranked in the top 25 nationally, and in the SEC's top four, in average attendance 14 straight seasons. UK ranked 14th nationally in average attendance with 5,213 fans per game last year.
- UK's 13-game home winning streak (the sixth-longest in school history) was snapped on Jan. 29, 2015 vs. Tennessee.



Rupp Arena (23,000)

- The Cats are 25-17 all-time in Rupp Arena (.595), including a 6-9 mark under Matthew Mitchell. (NOTE: UK's game against Washington in the 2016 Sweet 16 did not count as a home game, but does count in UK's record in the all-time building.)
- The second-highest attendance mark in school history was set on Nov. 17, 2014 when 22,075 fans witnessed UK's upset of No. 8/9 Baylor, 74-64.
- For the first time since the women's basketball Final Four in 1986, Rupp Arena and the University of Kentucky have been selected to host the NCAA regional tournament in 2016, 2017 and 2018 for women's basketball.
- Kentucky will play three games in Rupp Arena this season, squaring off against SEC foes South Carolina, LSU and Tennessee.

2016-17 NATIONAL AVERAGE ATTENDANCE

Team	Total	Avg	Games
1. So. Carolina	196,431	12,277	16
2. Tennessee	146,948	9,184	16
3. Iowa State	173,018	9,106	19
4. UConn	142,213	8,888	16
5. Louisville	165,115	8,256	20
6. Notre Dame	137,764	8,104	17
7. Miss. St.	86,328	6,641	13
8. Michigan St.	84,152	6,011	14
9. Purdue	89,099	5,940	15
10. Baylor	106,812	5,934	18
11. Maryland	97,497	5,735	17
12. Gonzaga	84,266	5,618	15
13. Ohio St.	93,921	5,218	18
14. Kentucky	104,252	5,213	20
15. Kansas St.	92,454	5,136	18

2016-17 NATIONAL TOTAL ATTENDANCE

Team	Total	Avg	Games
1. So. Carolina	196,431	12,277	16
2. Iowa State	173,018	9,106	19
3. Louisville	165,115	8,256	20
4. Tennessee	146,948	9,184	16
5. UConn	142,213	8,888	16
6. Notre Dame	137,815	8,104	17
7. Baylor	106,812	5,934	18
8. Kentucky	104,252	5,213	20
9. Maryland	97,497	5,735	17
10. Ohio State	93,921	5,218	18

MEDIA REQUESTS

CREDENTIAL REQUESTS

Requests for media credentials and parking passes for 2017-18 Kentucky WBB home games should be made to Evan Crane at wesley.crane@uky.edu. Requests for UK away games should go to the media relations office of the home team.

UK WEBSITE -- UKATHLETICS.COM

Visit the official University of Kentucky Athletics web site at ukathletics.com. The official Southeastern Conference web site is secsports.com. A more interactive web site can be found at kentuckywomensbasketball.com.

GET LIVE STATS ON YOUR LAPTOP!

The University of Kentucky has partnered with StatBroadcast Systems to provide stats technologies, namely its StatMonitr wireless stat monitors and online media stats, at Kentucky home women's basketball games this season.

To access live game stats on your personal laptop, go to: <http://kentucky.statbroadcast.com>.

UK MEDIA CONFERENCE

Each game week in the UK Media Room head coach Matthew Mitchell will hold a press conference to discuss the upcoming game. Selected players are available following the press conference. Check with UK media relations for exact times and dates. Selected quotes from the media conference are available via ukathletics.com.

WEEKDAY INTERVIEWS

Interview Policies-General — All interviews with Kentucky women's basketball players or staff members must be arranged through the Media Relations office. Media should never contact a player or coach directly. In accordance with NCAA time management legislation, player interview requests must be submitted by Sunday at noon for the following week. Team locker rooms, and other team quarters are private team areas. Media members are not permitted in these areas unless accompanied by appropriate University personnel.

POST GAME INTERVIEWS

The visiting team coach and select players will be available in the Memorial Coliseum media room following a 10-minute cooling off period. UK's Matthew Mitchell will follow the visiting coach and UK players will be last. A member of the UK Media Relations staff will solicit media requests for players at the final media timeout. After the game, those players will be escorted to the interview area along with their coaches by a member of that school's media relations office as well as a representative of UK Media Relations. Quotes will be available for all working media in the UK Media Relations Office and on the official UK web site, ukathletics.com.

PRACTICE SCHEDULE

Practice usually runs from 3:30 - 6 p.m. ET in the Joe Craft Center. Practices are open to the media. However, we ask you to please call in advance due to changing practice schedules during the season. Contact Evan Crane for further information.

than one season with the program. Cann, Hardin, Halse, Poffenberger and Roper are in their second seasons, while the five newcomers and Anyagaligbo are in their first season.

CATS GET BACK IN THE WIN COLUMN AT FLORIDA

Kentucky used its defense and some clutch shooting to end an eight-game losing streak and get back in the win column with a 56-53 victory at Florida. The Wildcats shot 58.3 percent from the field in the fourth quarter and 51.8 percent in the second half to earn the win. Murray scored a team-high 19 points with six rebounds going 8-of-12 from the field, while Paschal went 5-of-8 from the field to score 12 points off the bench. The Cats had a 22-18 advantage in paint points, 13-9 advantage in second-chance points and 23-4 edge in bench points.

SHOOTING HURT CATS DURING LOSING SKID

Prior to Kentucky's eight-game losing streak, the Wildcats were shooting 45.9 percent from the field, 40.9 percent from 3 and scoring 79.7 points per game. Those numbers dipped during the streak as the Cats shot 34.3 percent from the field, 29.1 percent from 3 and scored just 56.4 points per game.

Those shooting woes are hopefully gone as in its last three four games the Wildcats are shooting 44.1 percent from the floor and 33.3 percent from long range averaging 63.5 points per game. In UK's last two games, the Wildcats are hitting over 50 percent from the field and scoring 70+ points per game.

DIFFICULT STRETCH

Starting with the game at Florida Gulf Coast and ending with its game vs. Georgia, the Wildcats played eight straight teams that had been/are ranked or receiving votes in the national rankings this season. UK's losses have come to teams that are having success this season with 10 of the 11 teams currently having a winning record: Baylor (20-1), FGCU (20-4), Miami (Fla.) (15-7), Louisville (23-1), Cal (15-6), Middle Tennessee (13-9), Tennessee (18-4), Texas A&M (17-6), Georgia (19-3) and South Carolina (18-4). Kentucky is the only team in the league to play six non-conference road games.

COMEBACK CATS STRIKE IN PULLMAN

Kentucky erased a 11-point deficit in the second quarter to earn a hard-fought, come-from-behind victory at Washington State on Nov. 19. UK trailed by 11 with 3:26 left in the second quarter before Makenzie Cann hit three 3s in UK's next four possessions to help cut the lead to 35-34 at halftime. In the second half, Maci Morris answered the call scoring 17 points to power the Wildcats to the win. Cann ended the game with her first career double-double with 15 points and 10 rebounds, while Taylor Murray had 13 points, eight assists and seven rebounds. The 11-point comeback tied the 12th largest come-from-behind victory under Mitchell.

UK's defense came up big late in the game. After a jumper by Amanda Paschal with just over two minutes to go, Alyssa Rice got a big-time block and was fouled on the ensuing possession. After Rice made 1-of-2 from the free-throw line, Morris came up with a huge steal near midcourt and was fouled making both foul shots to give UK a three-point lead. Taylor Murray followed suit with a steal at midcourt again to give UK another possession. The Wildcats iced the game after two free throws from Cann with 7 seconds to go after a missed 3 by Washington State. Paschal was huge in the game, playing 15 minutes going 4-of-7 from the field for a career-best eight points. She also added three assists and three rebounds.

MITCHELL IN THE SEC

SEC Record Under Mitchell: 106-59 (.642)

Home: 61-22 Away: 45-37

SEC Standings in the Mitchell Era:

2008: 4th (8-6) 4-3 (H) - 4-3 (A)
2009: 10th (5-9) 3-4 (H) - 2-5 (A)
2010: 2nd (11-5) 8-0 (H) - 3-5 (A)
2011: 2nd (11-5) 6-2 (H) - 5-3 (A)
2012: 1st (13-3) 8-0 (H) - 5-3 (A)
2013: 2nd (13-3) 7-1 (H) - 6-2 (A)
2014: 4th (10-6) 5-3 (H) - 5-3 (A)
2015: 4th (10-6) 6-2 (H) - 4-4 (A)
2016: 4th (10-6) 6-2 (H) - 4-4 (A)
2017: 3rd (11-5) 6-2 (H) - 5-3 (A)
2018: 8th (4-5) 2-3 (H) - 2-2 (A)

SEC Championships: 2012

SEC Coach of the Year: 2010, 2012

SEC Player of the Year:

Victoria Dunlap: 2010 and 2011
A'dia Mathies: 2012 and 2013

SEC Freshman of the Year:

A'dia Mathies: 2010
Bria Goss: 2012

SEC Defensive Player of the Year:

Victoria Dunlap: 2011

SEC 6th Woman of the Year:

Keyla Snowden: 2012 (Co-player)
Jen O'Neill: 2015 and 2014 (Co-player)

All-SEC First Team Members:

Victoria Dunlap: 2010 and 2011
A'dia Mathies: 2012 and 2013
DeNesha Stallworth: 2013
Makayla Epps: 2015 and 2016 and 2017
Evelyn Akhator: 2017

All-SEC Second Team Members:

Sarah Elliott: 2008
Samantha Mahoney: 2008
Victoria Dunlap: 2009
Eleia Roddy: 2009
A'dia Mathies: 2010
Samarie Walker: 2013
Jennifer O'Neill: 2014 and 2015
DeNesha Stallworth: 2014
Janee Thompson: 2016
Evelyn Akhator: 2016

All-SEC Freshman Team:

Victoria Dunlap: 2008
Amber Smith: 2008
A'dia Mathies: 2010
Bernisha Pinkett: 2011
Bria Goss: 2012
Linnae Harper: 2014
Alexis Jennings: 2015
Maci Morris: 2016

SEC All-Defensive Team:

Victoria Dunlap: 2010 and 2011
A'dia Mathies: 2011 and 2012
Samarie Walker: 2013
Linnae Harper: 2015

2017-18 HONORS

Taylor Murray

- Preseason All-SEC Second Team by league coaches

Dorie Harrison

- SEC Freshman of the Week (1/30)

Alyssa Rice

- SEC WBB Leadership Council Chair
- SEC Representative for NCAA Competition Committee
- Lisa Leslie Award Watch List

MITCHELL TOP 10 SEC WINS

Kentucky women's basketball head coach Matthew Mitchell has had a great tenure with the Wildcats and earned 103 career wins in Southeastern Conference play. That win total ranks him second amongst active coaches in the league in career SEC head coaching wins and 10th all-time. An updated career win list is below.

- 306 - Pat Summitt, Tennessee
 - 273 - Andy Landers, Georgia
 - 141 - Van Chancellor, Ole Miss/LSU (100 - Ole Miss / 41 - LSU)
 - 139 - Joe Ciampi, Auburn
 - 132 - Sue Gunter, LSU
 - 120 - Sharon Fanning, Kentucky/Miss. State (29 - Kentucky / 96 - Mississippi State)
 - 115 - Melanie Balcomb, Vanderbilt
 - 113 - Carol Ross, Florida/Ole Miss (84 - Florida / 29 - Ole Miss)
 - 114 - Gary Blair, A&M/Arkansas* (60 - A&M / 54 - Arkansas)
 - 106 - MATTHEW MITCHELL, KENTUCKY***
 - 104 - Dawn Staley, South Carolina*
 - 96 - Rick Moody, Alabama
- * denotes active coach

CATS PASS FIRST TRUE-ROAD TEST AT MONTANA

Matthew Mitchell got exactly what he wanted out of Kentucky's first true road test of the season: a victory and a test. After Montana took its only lead of the game in the second quarter and a loud crowd got into the game the Wildcats were staring down a tough road ahead. But after evening the score going into the break, UK outscored Montana 44-27 in the second half to earn the win. The road win was important for the Wildcats, who did not have success on the road early last season. Kentucky didn't earn its first true-road win last season until Jan. 12 against Alabama going 0-5 before that in true road tests.

TOP TO BOTTOM SCORING

With five newcomers on the squad Matthew Mitchell knew before the season started that depth was going to be to his advantage this season after having a short bench the past two years. With 13 eligible players on the team - including five that have played in their first career games this season - UK has shown it has a balanced scoring attack with all 13 players seeing playing time this season and scoring at least one point. Having 13 players score a point in a season is the most players to score at least one point in a season for the Wildcats since the 2012-13 season.

Kentucky has played nine or more players in every game but two, including 11 or more in nine games and 12 or more in seven games. The bench has not only played key minutes, but scored key baskets. UK has had 10 or more players score a point in seven games, including 11 or more in three games. All five newcomers not only played in the season opener, but scored, helping UK win the bench point battle 36-11 against Sacramento State. UK also won the bench point battle 28-0 against GWU and 33-13 against Morehead State. UK had a season-high 46 bench points against Evansville.

UK's freshmen posts shined against Tennessee Tech as KeKe McKinney started and scored a season-best nine points with five rebounds, while Dorie Harrison and Tatyana Wyatt came off the bench. Harrison scored seven points and seven rebounds, while Wyatt had 12 points, three rebounds, three blocks

COMEBACK CATS

The Cats are 95-59 (.616) in "close games" (games decided by 10 points or fewer) under Matthew Mitchell. UK is 1-0 in close games this season, including a come-from-behind win at Washington State.

BIGGEST COMEBACKS

- 19 Miami (Ohio), 53-34, 16:27 in second half, (won, 77-71) 11/21/00
- 18 Miami (Ohio), 14:35 in second half, (won, 108-102, OT) 12/21/02
- 18 MTSU, 31-13, 3:54 in first half (also down 46-29, 14:29 in 2nd half) (won, 68-66) 1/8/89
- 17 Oregon State, 38-21, 2:29 in first half (won 73-70) 11/25/04
- 17 WKU, 30-47, 17:09 in second half, (won 76-63) 12/22/03
- 17 Villanova, 19-2, 11:52 in first half (won 63-54) 12/29/96
- 16 Louisville, 32-16, 6:44 in first half (won 77-68) 12/7/14
- 16 South Carolina, 30-46 in second half, (won, 78-74) 2/14/13
- 16 Vanderbilt, 53-37, 11:19 in second half (won, 74-68) 1/6/89
- 16 Ole Miss, 24-8, 6:51 in first half (won, 69-61) 2/8/07
- 15 Mississippi State, 54-39, 15:18 in second half (won, 76-67) 3/6/15
- 14 Baylor, 40-26, 18:31 in the second half (won, 74-64) 11/17/14
- 14 Louisville, 21-7, 11:16 in first half (won 69-64) 12/1/13
- 14 Louisville, 35-21, 15:08 in second half (won, 48-47) 2/2/12
- 14 Florida, 20-6, 12:46 in first half (won, 71-67) 3/2/12
- 14 Mississippi St., 40-26, 18:52 in second half, (won, 76-65) 3/6/10
- 14 Xavier, 40-26, 18:49 in second half (won, 67-62) 3/24/05
- 14 Toledo, 32-18, 5:43 in second half (won, 85-76) 3/24/90
- 14 Auburn, 22-8, 8:36 in first half (won 91-90 2OT) 2/2/86

BIGGEST COMEBACKS IN THE MITCHELL ERA

- 16 Louisville, 32-16, 6:44 in first half (won 77-68) 12/7/14
- 16 South Carolina, 30-46 in second half, (won, 78-74) 2/14/13
- 15 Mississippi State, 54-39, 15:18 in second half (won, 76-67) 3/6/15
- 14 Baylor, 40-26, 18:31 in the second half (won, 74-64) 11/17/14
- 14 Louisville, 21-7, 11:16 in first half (won 69-64) 12/1/13
- 14 Louisville, 35-21, 15:08 in second half, (won, 48-47) 12/2/12
- 14 Florida, 20-6, 12:46 in first half, (won, 71-67) 3/2/12
- 14 Mississippi St., 40-26, 18:52 in second half, (won, 76-65) 3/6/10
- 13 Auburn, 25-12, 9:52 in first half, (won, 73-71) 1/19/14
- 12 Arizona State, 37-25, 5:01 in second half, (won, 68-64ot) 11/15/15
- 12 Cincinnati, 18-6, 13:18 in first half, (won, 58-55) 11/17/08
- 11 Washington State, 30-19, 3:26 in second quarter, (won, 73-68), 11/17/19**
- 11 Middle Tenn., 52-41, 15:41 in second half, (won 81-72) 12/29/10
- 11 Ole Miss, 36-25, 00:27 in first half, (won 74-68) 1/27/11
- 11 Middle Tenn., 23-12, 9:54 in first half (won, 68-66 OT) 3/21/08
- 11 Arkansas, 30-19 in first half (won, 80-74 OT) 2/7/13
- 11 DePaul, 21-10 in first half (won, 96-85) 12/12/13

and two assists. All five newcomers combined to play 70 minutes against Evansville, scoring 37 points. Wyatt paced the squad with her first career double-double, earning 20 points with 10 rebounds.

UK had a 23-4 edge in bench points against Florida, including 12 from Amanda Paschal and seven from Dorie Harrison. UK was 31-10 in bench points against Arkansas.

SPECIALTY STATS GIVING UK THE EDGE

Kentucky's success the past few seasons could be attributed to its success in the specialty stats. Below is a look at how the Wildcats have used these typically very important stats to their advantage:

Points in the Paint	UK 666, Opps. 610
Points off Turnovers	UK 396, Opps. 310
Second-Chance Points	UK 389, Opps. 191
Fast Break Points	UK 96, Opps. 77
Bench Points	UK 384, Opps. 321

CATS VS. RANKED TEAMS

Kentucky is 0-6 this season against teams either ranked or receiving votes in the national listings, falling at No. 9 Baylor, No. 3 Louisville, No. 24 Cal, No. 7 Tennessee, No. 19 Texas A&M and No. 10 South Carolina. UK does have a win against Washington State, who was receiving votes in the Preseason AP Top 25 and is currently top 80 in the NCAA RPI.

In order to be one of the nation's best, you have to play against the nation's best. In 2016-17, Kentucky was 3-7 against ranked opponents with wins against then-No. 14 Miami (Fla.), then-No. 12 Oklahoma and then-No. 3 Mississippi State. In 44 years of varsity women's basketball, Kentucky has 88 wins over ranked opponents, including 47 of those wins coming under Matthew Mitchell.

TOUGH SCHEDULE CONTINUES

UK will have a chance to earn wins against high-ranked teams as it has five more games against teams either ranked or receiving votes in either poll, including three coming against top-10 teams. In the AP Top 25, UK is scheduled to play vs. No. 2 Mississippi State (twice), No. 7 South Carolina, No. 15 Missouri and LSU, who is receiving votes.

In the Coaches' Top 25, UK will play No. 2 Mississippi State (twice), No. 6 South Carolina and No. 15 Missouri.

RICE LOOKING TO END CAREER WITH BEST SEASON

Senior post Alyssa Rice is having her best season as a Wildcat so far in 2017-18. The native of Reynoldsburg, Ohio, has five or more rebounds in 18 games, including 13 games of seven or more rebounds. Rice has two double-doubles this season with a career-high 19 points and 10 rebounds against Marshall before a career-high 12 rebounds and 11 points at Miami (Fla.) Offensively, she is hitting 48.2 percent from the field and has scored seven or more points in 12 games. Against Marshall, Rice shot a career best 72.7 percent from the field in games of five or more field goal attempts.

In the season opener vs. Sacramento State, Rice had four points and seven rebounds with a block. She followed that with a team-best 11 points against Gardner-Webb with eight rebounds and two blocks. Rice had a near double-double against Montana and Wash. State with 8 points, 9 rebounds vs. the Griz before 9 points and 8 rebounds vs. the Cougars. She had another near double-double against Auburn with 14 points and nine rebounds.

The native of Reynoldsburg, Ohio, has played in 116 career games with 66 career starts, averaging 4.1 points per game and 3.9 rebounds per game throughout her career. So far this season, Rice is averaging 7.4 points and 6.8 rebounds per game.

MURRAY IS UK'S ALL-EVERYTHING PLAYER

Taylor Murray showed everyone last season that she is a special player and needs to continue to improve her consistency for the Wildcats to be successful. The junior started strong and seems to have found her old self after leading UK with 19 points and six rebounds at Florida before 23 points and seven steals at Vandy. She followed with 17 points against South Carolina and an impressive 20 points and 10 assists vs. Alabama becoming the first UK player to do that in a SEC game in program history. Murray is averaging 11.7 points per game and 4.5 rebounds per game. Murray has led Kentucky in scoring six times, rebounding three times, assists 15 times, steals 15 times and blocked shots twice. Her overall stat lines show her versatility and impact on the Wildcats.

In her last six games, Murray is averaging 17.5 points per game with 29 assists and 21 steals. She is hitting 55.2 percent from the field and is 7-of-13 from long range.

Murray led all scorers with 22 points, adding five rebounds and three assists vs. Sacramento State in the season opener. She went 8-of-12 from the field, 1-of-3 from 3 and 5-of-5 from the free-throw line in the game. Murray posted her third career double-double at Montana with 18 points and 12 rebounds and followed that performance by flirting with a triple-double at Washington State with 13 points, eight assists and seven rebounds. Murray had 10 points, six rebounds and five assists at Baylor and an impressive 19 points and seven rebounds against FGCU.

Murray was brilliant against Florida, scoring 19 points on 8-of-12 shooting including 2-of-2 from

long range. The guard no doubt gained confidence in the game evidence by hitting a huge 3 with :54 left in the game to put Kentucky on top 54-49 and secure the win. She had a season-best 23 points at Vandy.

"MA-MO" TURNING INTO LETHAL WEAPON

Junior Maci Morris - known by her teammates as "Ma-Mo" - knew she was going to have to increase her game overall to be the player that she and the staff wanted her to be this season. She's done just that by leading Kentucky in scoring with 15.5 points per game. Morris is also averaging 3.8 rebounds per game and has hit a team-best 49 3s this season.

The guard has scored in double figures in every game but three this season (the last two due to limited minutes due to injury). Morris really got her offense going in the second half vs. Washington State where she scored 17 points in the second half only, hitting three 3s. She followed that with 19 points and five 3s against Morehead State. Against Marshall, Morris hit three 3s to score 15 points with two assists and two steals. Morris really shined against Baylor, scoring a game-high 22 points with five rebounds and hit five 3s. She led UK in scoring again vs. Tennessee Tech with 16 points, 6 rebounds and three blocked shots. Against Evansville, Morris was lights off from the floor going 8-of-9 from the field, including 4-of-5 from 3 for 20 points and three assists. She tied her season high with 22 points at Texas A&M going 9-of-18 from the field with three rebounds and four assists.

Earlier this season she hit nine straight 3-point attempts after going 3-for-3 in the second half vs. Baylor, 2-for-2 vs. Tennessee Tech and hit her first four tries against Evansville.

Morris has been rebounding better and defending better this season evidence by her first career double-double against Gardner-Webb with 10 points and 10 rebounds. She also ranks second on the team in steals and third in blocks.

Morris only played 21 minutes against Georgia and 20 minutes at Florida due to a bruised knee she sustained in practice. She missed the game against Vanderbilt but returned against South Carolina scoring a team-high 19 points with two 3s and four assists. She had 16 points and hit two 3s vs. Bama and 11 points against Arkansas. Morris scored a game-high 18 points against Auburn, going 5-of-7 from long range.

MORRIS TOP 10 ALL-TIME IN CAREER 3S

Maci Morris is making her way up the all-time 3-point field goals made list at Kentucky. The native of Pineville, Ky., has hit 151 career 3s which ranks her seventh all-time in UK history. Morris needs 11 more to tie Jenny Pfeiffer (2003-07) for sixth all-time. So far this season, Morris is 49-of-106 (.462) from long range. She has hit three+ 3s nine times, including five or more 3s three times.

Morris is only the second player in school history to have 100 or more 3s made at the conclusion of their true sophomore season.

MORRIS JOINS 1,000 POINT CLUB

Maci Morris became the 33rd player in program history to score 1,000 career points after hitting back-to-back 3s to start the game vs. Auburn. Currently, Morris has 1,014 points. She needs 9 points to tie Sandy Harding for 32nd all-time with 1,023 points.

UK IN THE SEC/NCAA STATS

Category	Team (as of Feb. 2, 2018)		
	NCAA	SEC	Stat
Ast/TO Ratio	72	5	1.03
Assists	107	9	313
Assists/game	154	9	13.6
Blocks	105	9	82
Blocks/game	131	9	3.6
Fewest Fouls	229	10	384
Fewest TOs	77	5	305
FG%	123	9	41.4
FG% defense	156	10	39.6
FT Attempts	144	10	383
FT Made	123	9	274
FT%	114	6	71.5
Personal Fouls/game	141	8	16.7
Rebound margin	122	9	2.6
Rebounds	95	10	852
Rebounds/game	211	12	37.0
Scoring Defense	112	8	62.3
Scoring Margin	106	10	5.6
Scoring Offense	126	10	68.0
Steals	152	8	171
Steals/game	202	8	7.4
3FG% defense	230	11	32.7
3FG made	125	7	137
3FG/game	169	7	6.0
3FG%	59	4	35.7
TO margin	82	6	2.57
TOs Forced	196	6	15.8
TOs/game	38	4	13.3
W-L%	180	10	52.2

Category	Individual		
	NCAA	SEC	Stat
Ast-TO ratio- Murray	38	4	2.47
Assists-Murray	100	6	94
Assists/game - Murray	150	8	4.1
FG Made- Morris	127	8	126
FG%- Morris	138	9	46.7
Final pts- Morris	145	13	342
FT%- Murray	59	5	84.0
Minutes- Murray	94	4	760:00
Pts/game- Morris	183	13	15.5
Steals- Murray	54	4	55
Steals/game- Murray	85	4	2.39
3PPG made- Morris	108	4	49
3FG/game- Morris	143	5	2.23
3FG%- Morris	5	2	46.2

STAT SUPERLATIVES

Here are some UK career statistical superlatives among current players:

Most Games Played:

116 Alyssa Rice

Most Games Started:

88 by Maci Morris

Consecutive Games Started:

46 by Alyssa Rice

Games with Double-Figure Scoring:

	2017-18	Career
Maci Morris	19	57
Taylor Murray	13	40
Jaida Roper	6	6
Tatyana Wyatt	6	6
Makenzie Cann	8	14
Alyssa Rice	8	11
Jessica Hardin	0	1
Dorie Harrison	4	4
Amanda Paschal	3	3
KeKe McKinney	2	2

Current Streak of Consecutive Games with Double-Figure Scoring:

6 by Taylor Murray

4 by Maci Morris

1 by Alyssa Rice

Games with Double-Figure Rebounding:

	2017-18	Career
Makenzie Cann	3	3
Alyssa Rice	3	3
Taylor Murray	1	3
Maci Morris	1	1
Tatyana Wyatt	1	1
KeKe McKinney	1	1

Consecutive Games with Double-Figure Rebounding:

n/a

Games with a Double-Double:

	2017-18	Career
Makenzie Cann	2	2
Alyssa Rice	2	2
Taylor Murray	2	4
Maci Morris	1	1
Tatyana Wyatt	1	1

Consecutive Games with Double-Double:

n/a

40-point games:

n/a

30-point games:

n/a

20-point games:

	2017-18	Career
Maci Morris	5	6
Taylor Murray	3	6
Makenzie Cann	0	1
Tatyana Wyatt	1	1

Consecutive 20-point games:

n/a

Consecutive Games with a 3-pointer:

4 by Maci Morris

4 by Taylor Murray

Consecutive Games with at least one steal:

12 by Taylor Murray

5 by Makenzie Cann

5 by Dorie Harrison

3 by Jaida Roper

2 by KeKe McKinney

2 by Alyssa Rice

2 by Amanda Paschal

1 by Maci Morris

IF ANYONE CAN - MAKENZIE CANN - CAN

Last year, due to Kentucky's lack of depth in the post, Makenzie Cann had to play in more of a four position in the post when on the floor. And although she excelled by having a great season, she is much more comfortable this season having more flexibility to play around the perimeter.

Cann, who has started every game this season, was huge for the Wildcats in the early going. She is averaging 7.0 points per game and 3.6 rebounds per game while sitting second with 35 made 3s. Cann has two double-doubles this season with 15 points and 10 rebounds each against Washington State and Morehead State.

ROPER FITTING RIGHT IN FROM THE START

Watch the Kentucky women's basketball team huddle together right before time expires on the 60-minute pregame clock and you will see guard Jaida Roper in the middle of the huddle getting her teammates pumped up for the game. That is just how the fiery guard operates, never shy and always looking to encourage her teammates. That mentality has spilled over to her on-court development.

The native of Memphis, Tenn., played in 32 games last season with two starts. She started her sophomore season strong by scoring a career-high nine points with three assists vs. Sacramento State. Roper was 3-for-6 from the field, 1-for-2 from 3 and 2-for-2 from the free-throw line. She followed by breaking that career high with 10 points and two assists against GWU in 25 minutes. Roper recorded her third straight career game at Montana with 14 points, five rebounds and three assists, making several key shots late in the shot clock.

Roper is currently averaging 6.3 points per game while sitting second on the team with 53 assists. Roper had five assists and five rebounds against Marshall before 12 points and one assist against Baylor. She had an impressive line vs. Tennessee Tech with seven points, six assists and four rebounds before 10 points and six assists against Evansville. Roper did not play at Miami (coach's decision) but started her first game of the season against Louisville.

HARRISON. MCKINNEY SHINNING IN SEC PLAY

It has been a great few weeks for freshman posts Dorie Harrison and KeKe McKinney, who has been huge in Kentucky's success the past few weeks.

Harrison has scored in double figures in three of her last four games, improving her career high point total all three times. Against South Carolina, Harrison had 11 points with seven rebounds before 15 points and five rebounds against Alabama. The native of Nashville, Tenn., topped those with 16 points and four rebounds against Arkansas. UK is 3-1 this season when she scored 10 or more points.

McKinney has also performed well lately with two career-high performances in her last three games scoring 12 points each against South Carolina and Alabama. Although she didn't score in double figures against Arkansas, she had a career-high 12 rebounds. McKinney has started the last four games and has played 26 or more minutes in each of the last five games. Against Auburn, McKinney tied her career high with 35 minutes played and scored nine points with seven rebounds.

ANYAGALIGBO TO MISS 2017-18 DUE TO INJURY

Junior Ogechi Anyagaligbo will miss the 2017-18 season due to sustaining a torn ACL in Kentucky's exhibition game vs. Southern Indiana. Anyagaligbo, who missed the 2016-17 season due to NCAA Transfer rules, was expected to add depth in the

post this season. She transfer to UK in the summer of 2016 after being named the America East Conference Rookie of the Year following her freshman season at Stony Brook. Anyagaligbo had successful surgery to repair her torn ACL on, Nov. 22.

MURRAY NAMED PRESEASON ALL-SEC 2ND TEAM

Junior guard Taylor Murray was tabbed to the Preseason All-Southeastern Conference Second Team by league coaches. Murray earned the honor due to her impressive sophomore season where she started all 30 games she played and averaged 12.2 points per game while leading the Wildcats with 3.9 assists per game. She has lived up the expectations, averaging 11.7 points per game this season while leading UK in assists and steals and sitting second with 4.5 rebounds per game.

RICE ON NCAA D1 WBB COMPETITION COMMITTEE

Alyssa Rice has been appointed to represent the Southeastern Conference on the NCAA Division I Women's Basketball Competition Committee. Her term begins immediately and continues through June 30, 2018. The NCAA Division I Women's Basketball Oversight Competition Committee is comprised of 12 members and is responsible for reviewing specific areas, and as appropriate, develop and recommend strategic principles in order to maintain the women's college basketball game true to its original rules, playable, watchable, popular and relevant. The committee reviews the areas of student-athlete health and safety, sportsmanship, integrity, game operations, game presentation, technology, and statistical trends.

RICE NAMED CHAIR OF SEC LEADERSHIP COUNCIL

Alyssa Rice has been named by her peers in the league as the chair of the 2017-18 Southeastern Conference Women's Basketball Leadership Council. The SEC Basketball Leadership Council met in September in Birmingham with each men's and women's basketball program sending one representative. Rice was selected by the women's council as the chair and represented the SEC as an SEC autonomy representative during the NCAA Convention in January. She will also attend a portion of the SEC Spring Meetings in May, and potentially the SEC Athletics Directors meeting in March. In 2016, the SEC introduced new Student-Athlete Leadership Councils in the sports of football and men's and women's basketball in which, in addition to the conference's longstanding Student-Athlete Advisory Council (SAAC), provide student-athletes with additional opportunities to engage with campus leaders and conference office staff.

RICE ON LISA LESLIE AWARD WATCH LIST

The Naismith Memorial Basketball Hall of Fame and the Women's Basketball Coaches Association announced Alyssa Rice as one of 20 watch list candidates for the 2018 Lisa Leslie Award. Named after the three-time All-American and 1994 National Player of the Year, the annual award in its inaugural year recognizes the top centers in women's NCAA Division I college basketball.

NEWCOMERS TO ADD DEPTH IN 2017-18

Through its success in 2016-17 the Wildcats battled depth only regularly playing seven players. That appears to be fixed heading into 2017-18 as the Wildcats' roster is 13 deep and Coach Mitchell believes he will have all the depth he needs to be successful. Part of that fix is the emergence of five newcomers.

Kentucky's five newcomers are getting some

quality time on the floor early this season. The five have combined to play 1,443 minutes so far this season with Harrison, McKinney and Wyatt all earning starts. All five newcomers played and scored in UK's season opener.

UK added junior college transfer Amanda Paschal, who won a national championship at Gulf Coast State College her freshman season before sitting out last year due to injury. Kentucky also adds four true freshmen who were stars in high school in Dorie Harrison (6-2, F/C, Nashville, Tenn.), KeKe McKinney (6-1, G/F, Knoxville, Tenn.), Kameron Roach (5-6, G, Hopkins, S.C.) and Tatyana Wyatt (6-3, F, Columbus, Ga.). Mitchell describes all five as extremely athletic with a strong work ethic and all four are expected to see minutes this season.

CATS HIT CENTURY MARK TWICE IN 2017-18

Kentucky's best offensive showings have come against Sacramento State and Evansville. The Wildcats scored a season-best 101 points against Sacramento State, including a then-program record 31 first-quarter points. That record was broken against Evansville as UK scored 35 first-quarter points. The 35 points vs. UE is the most points scored in a quarter for UK since going to the four-quarter format in 2015-16.

The Wildcats' scored 100 or more points in two of its first nine games, marking the first time UK has done that to start a season since 2013-14. This was only the second time under Matthew Mitchell that UK has scored 100+ twice in its first nine games. Kentucky has scored 100+ under Mitchell 18 times and sit 18-0 in those games.

MITCHELL MOVES INTO ELITE SEC COMPANY

Kentucky's dominating 89-57 victory over Ole Miss on Jan. 26, 2017 was an historic one for Kentucky head coach Matthew Mitchell. The win was his 97th all-time in SEC play as a head coach, which ranked him 10th all-time on the SEC's career wins list. UK's win at Arkansas on Feb. 16 was Mitchell's 100th career SEC win.

Since arriving in Lexington in 2007, Mitchell has led Kentucky to unprecedented success. On top of leading UK to its first SEC Regular Season Championship in 30 years in 2012, Mitchell has four SEC Tournament title game appearances, nine top-four finishes in the league and has coached 18 all-conference performances, including four SEC Player of the Year honors.

Mitchell won his 250th game at Kentucky against Florida on Jan. 11, 2018. Including the storied history of the UK MBB program, he is the fifth Kentucky Basketball head coach to win 250 games with the Wildcats joining Adolph Rupp, Joe B Hall, Tubby Smith and John Calipari.

SHOOTING WORK CONTINUES TO PAY OFF

After the 2014-15 season, Coach Mitchell put a point of emphasis on Kentucky becoming a better shooting team, asking his Wildcats to increase their field goal percentage from that season - which was 38% - to 42-45%.

The 2015-16 team responded by putting in a ton of offseason work and working hard on their shooting during preseason practice. It worked as the Wildcats shot 45.5% from the field that season, which was the highest field-goal percentage for a UK team since 1989-90, while its 35.6% from 3 was the highest since 2002-03. Overall, UK ranked top-10 in single-season UK history in points, scoring margin and field goals made, while its 154 3-pointers made and 475 assists just missed the top 10 by two 3-pointers and five assists.

The Wildcats strong shooting continued last season as UK hit 42.7% from the field, which was the third highest field-goal percentage since 2005-06. UK hit 169 3s last year, which was the sixth most in a single season in program history.

AKHATOR, EPPS SELECTED IN WNBA DRAFT

Evelyn Akhator and Makayla Epps began their professional careers in the Women's National Basketball Association as both were selected in the 2017 WNBA Draft. Akhator was selected third overall by the Dallas Wings, becoming the highest draft pick in school history. Akhator is the third player in program history to be a first-round selection and the first since A'dia Mathies in 2013. Epps became the fifth Matthew Mitchell coached player to be selected, going 33rd overall to the Chicago Sky.

Akhator and Epps are the first Kentucky players selected in the WNBA Draft since DeNesha Stallworth was taken 25th overall in the 2014 draft. In his 10-year tenure with the Wildcats, Matthew Mitchell has had five players selected in the WNBA Draft. Victoria Dunlap was the second-ever UK player selected back in 2011, while Mathies was previously the highest pick in school history going 10th in 2013.

MITCHELL INKS 2 HIGH SCHOOL STARS TO NLIS

Matthew Mitchell continues to sign some of the best high school basketball players in the country to play at Kentucky as he inked high school stars Blair Green (Harlan, Ky.) and Rhyne Howard (Cleveland, Tenn.) to National Letters of Intent on Nov. 8.

Green is a four-start prospect by ESPN.com which ranks her as the ninth best wing in the 2018 class. Green had a great junior season for Harlan County High School averaging 23.1 points per game, 7.2 rebounds per game and hit 53.8% from the field, including 43.8% from 3.

All-Star Girl's Report ranks Howard as the eighth best player overall in the 2018 class while ESPN tabbed her the 10th best guard in the class. Howard averaged 19.6 points per game, 7.2 rebounds per game, 4.6 steals per game, 3.8 assists per game and 1.2 blocks per game as a junior at Bradley Central High School. She scored 647 points last year for the Bears, hitting 55 percent from the field, 40 percent from 3 and 74 percent from the free throw line.

HOWARD, GREEN ON NAISMITH HS WATCH LIST

Kentucky WBB signees Rhyne Howard (Cleveland, Tenn.) and Blair Green (Harlan, Ky.) have been named to the 2017 Naismith Girls' High School Watch List, which annually names the top player in high school basketball. Howard and Green are two of 50 players nationally to make the list. Howard was named to the mid-season top 25 in early January while both have been tabbed nominees for the 2018 McDonald's All-American Game.

THE MAGIC "80"

The Wildcats hold a remarkable 341-23 (.936) record since 1974 when scoring 80 points or more. The last loss came at South Carolin on Feb. 26, 2017 when the Cats fell 95-87 in the regular-season finale. UK is 95-5 (.950) under Mitchell when scoring 80 points or more, including a 3-0 mark this season.

UK IN OVERTIME

UK is 29-26 all-time in overtime games, including a 10-3 mark under Matthew Mitchell, who is 12-5 in his 11-year career as a head coach in extra minutes.

CATS IN RECORD BOOK ...

Career 3PFG Made

1. Sara Potts, 271
2. Jennifer O'Neill, 197
3. A'dia Mathies, 177
4. Keyla Snowden, 176
5. Stacey Reed, 175
6. Jenny Pfeiffer, 162
7. MACI MORRIS, 151
8. Tiffany Wait, 115
9. Sam Mahoney, 113
10. Bria Goss, 112

Career Blocks

1. Sarah Elliott, 195
2. Victoria Dunlap, 178
3. Valerie Still, 156
4. Azia Bishop, 152
5. J. Humphrey, 107
6. Leslie Nichols, 102
7. Samarie Walker, 96
8. Laura Meadows, 95
9. Rita Adams/Shantia Owen, 81
- ALYSSA RICE, 79

1,000 Point Club

1. Valerie Still, 2,763
2. A'dia Mathies, 2,014
3. Victoria Dunlap, 1,846
4. Leslie Nichols, 1,797
5. Makayla Epps, 1,790
6. Samantha Mahoney, 1,601
7. Pam Browning, 1,598
8. Sara Potts, 1,563
9. Sarah Elliott, 1,502
10. Elisabeth Lukschu, 1,488
11. Selia "SeSe" Helm, 1,487
12. Stacey Reed, 1,482
13. Jennifer O'Neill, 1,449
14. Tiffany Wait, 1,445
15. Jodie Whitaker, 1,433
16. Kristi Cushenberry, 1,358
17. Belitta Croley, 1,339
18. Bria Goss, 1,318
19. Stacy McIntyre, 1,215
20. Maria Donhoff, 1,187
21. LaTonya McDole, 1,180
22. Lea Wise, 1,179
23. Patty Jo Hedges, 1,176
24. Jocelyn Mills, 1,170
25. Karen Mosley, 1,135
26. Janet Timperman, 1,080
27. Tedra Eberhart, 1,071
28. Kim Denkins, 1,057
29. Debbie Miller, 1,031
30. Laura Meadows, 1,024
- Janee Thompson, 1,024
32. Sandy Harding, 1,023
33. MACI MORRIS, 1,014
- TAYLOR MURRAY, 860

KENTUCKY ALL-TIME

Kentucky is 795-525 (.602) in its 43rd year of varsity women's basketball, including 253-110 (.696) in 11 seasons under Matthew Mitchell. Win No. 750 came against Auburn on Jan. 17, 2016 in Memorial.

MITCHELL TURNS PROGRAM AROUND

In 2009-10, Coach Mitchell implemented the "40 minutes of dread" style of play. Although UK doesn't play that style as much anymore, it started Kentucky on an impressive run of success.

- Recorded an impressive 220-79 overall record, including a 135-21 mark at home.
- Won 20-plus games every year, averaging 26.5 wins over the last seven years.
- Advanced to a school-record eight straight NCAA Tournaments, including three Elite Eight trips during that span with 15 NCAA Tournament wins.
- Nine top-four SEC finishes, including winning the SEC regular season title in 2012, its first in 30 years.
- Advanced to the SEC Tournament championship game four times
- Four SEC Player of the Year Award Winners
- Two SEC Freshman of the Year Winners

20+ WIN SEASONS UNDER MITCHELL

The Wildcats have won 20 or more games 18 times in 43 years of varsity basketball, including a school-record eight in a row. It's important to note that UK had just 10 20-win seasons in its first 33 years of varsity women's basketball, but has eight in 10 seasons of the Matthew Mitchell era.

THE KENTUCKY WBB COACHING STAFF HAS ...

Combined the Kentucky women's basketball coaching staff has compiled over 80 years of experience at the Division I level, including coaching or playing in a combined 38 NCAA Tournaments with eight Final Fours, four national championships and a WNBA Championship. Elzy and Butts are in their second stint in Lexington after serving on Mitchell's staffs before. Butts was an associate head coach on Mitchell's first staff at Kentucky before Elzy joined the staff for four successful seasons. Dunn, who is a Women's Basketball Hall of Famer, has over 40 years of coaching experience, including three decades in the collegiate ranks.

RECAPPING THE 2016-17 SEASON

Kentucky is coming off a 22-11 record last season that saw the Wildcats make a school-record eighth straight appearance in the NCAA Tournament. The Wildcats also hosted the first and second rounds of the event for the fourth straight season. UK finished No. 18 in The Associated Press Top 25 and No. 25 in the USA Today/Coaches Top 25. It was the eighth straight season the Wildcats have finished inside the top 25 of both national listings. Mitchell's 2016-17 squad, which finished with the No. 14 overall RPI in the final NCAA RPI report, played the second-toughest schedule in the nation in 2016-17 with 25 of its 33 games being played against teams that finished in the top 100 of the NCAA RPI report. The Wildcats played 13 games against top-25 RPI teams with four wins, while it had six wins against RPI top 50 teams.

CATS TABBED TO WBCA ACADEMIC TOP 25

UK ended the 2016-17 season with a 3.492 team grade point average, which ranked 24th nationally in the Women's Basketball Coaches Association's Academic Top 25 Team Honor Roll. Kentucky is the only Southeastern Conference team to make the WBCA Academic Top 25 and one of only three

teams to claim the honor while also sitting top 20 in the final Association Press Top 25.

Matthew Mitchell has put an emphasis on academics since arriving on campus as the Wildcats have had a 3.0 team GPA or better each of the last nine semesters. Last fall, the Wildcats posted a 3.517 team GPA, which was the highest GPA for a semester in the Mitchell era. UK followed that with a 3.464 team GPA in the spring with four players earning 4.0s. UK earned a 3.3 team GPA in the fall of 2017. Under Mitchell, 34 Wildcats have been tabbed to the SEC Academic Honor Roll and 100 percent of Mitchell's players have received their degrees.

SIX CATS PLAYING OVERSEAS

Kentucky women's basketball currently has six alumnae who signed professional contracts to play overseas for the 2017-18 season.

- Azia Bishop is playing for Feko Ilgaz in Turkey.
- Bria Goss is playing for Maccabi Raanana in Israel.
- DeNesha Stallworth and Jennifer O'Neill are playing Artego Bydg. in Poland.
- Janee Thompson is playing for Mark in Sweden.
- Evelyn Akhator is playing for Dynamo NR in Russia.
- Makayla Epps is playing for Hoops Club in Lebanon.

A WINNING INSTITUTION

Both the Kentucky men's and women's basketball team have been national contenders the past few years with great success on the court. UK has tallied a 576-131 combined record between its two programs since 2009-10. That record includes a 273-25 mark in Lexington. UK was one of three schools to have both men's and women's programs as a top four seed in the 2016 NCAA Tournament.

Both the UK men's and women's basketball teams have posted an eighth straight 20-win season in 2016-17. Kentucky is one of just three institutions (Duke and BYU) in the NCAA that have seen both their men's and women's basketball programs tally 20 or more wins in the last eight straight seasons.

MATTHEW AND JENNA MITCHELL DONATE \$1 MILLION TO UK ATHLETICS

In June of 2014, Coach Matthew Mitchell and his wife, Jenna, pledged \$1 million over the next 10 years to the University of Kentucky Athletics Department. The donation will provide UK Athletics \$100,000 per year over the next 10 years to be used for a variety of capital projects, including updates and renovations for football. The donation is the largest ever given by a UK athletics employee to the athletics department.

Matthew and Jenna have been very active in the Lexington community since arriving in Lexington. In October 2016, Matthew and Jenna were presented the Community Service Award by the Urban League of Lexington.

RUPP ARENA CHOSEN FOR 3 STRAIGHT NCAA REGIONAL TOURNAMENTS

For the first time since the women's basketball Final Four in 1986, Rupp Arena and the University of Kentucky hosted the NCAA regional tournament in 2016 and 2017 and will again 2018 for women's basketball. In 2018, Lexington will again play host at Rupp Arena, joined by Albany, N.Y. (Times Union Center), Kansas City, Mo. (Sprint Center) and Spokane, Wash. (Spokane Veterans Memorial Arena), with regional play taking place March 23-26.

WHEN WAS THE LAST TIME ...

SCORING

A player scored 40+ points: 42, Makayla Epps vs. Miss. State, 1-12-15

A player scored 30+ points: 30, Makayla Epps vs. Belmont, 3-17-17

A player scored 25+ points: 30, Makayla Epps vs. Belmont, 3-17-17

A player scored 20+ points: 20 by Taylor Murray vs. Alabama, 1-25-18

Player came off the bench to score 20 or more points: 20, Tatyana Wyatt vs. Evansville, 12-5-17

Two players score 20 or more points in a game: 20 by Maci Morris/Tatyana Wyatt, vs. Evansville, 12-5-17

Three players had 20 or more points in a game: vs. Morehead St., 11-18-15 (28, Alexis Jennings; 22, Jane Thompson; 21 Makayla Epps)

Two players score 30 points or more in a game: n/a

A player record five or more consecutive 20-plus point games: 7 by Kim Denkins (27 vs. Indiana, 12-8-95; 22 vs. Florida, 12-16-95; 20 vs. Syracuse, 12-21-95; 24 vs. Miami (OH), 12-32-95; 21 vs. Duke, 12-29-95; 31 vs. N.C. State, 12-30-95; 20 vs. Ole Miss, 1-3-96)

A player record four or more consecutive 20-plus point games: 4 by Makayla Epps (20 vs. Ole Miss, 1-26-17; 20 at Missouri, 1-30-17; 23 vs. South Carolina, 2-2-17; 23 vs. Vandy, 2-5-17)

A player record three or more consecutive 20-plus point games: 3 by Makayla Epps (31 vs. South Carolina, 3/4/17; 30 vs. Belmont, 3-17-17; 21 vs. Ohio State, 3-19-17)

A player record back-to-back 20-plus point games: 3 by Makayla Epps (31 vs. South Carolina, 3/4/17; 30 vs. Belmont, 3-17-17; 21 vs. Ohio State, 3-19-17)

A player record back-to-back 30-plus point games: Makayla Epps 31 vs. S. Carolina, 3-4-17; 30 vs. Belmont, 3-17-17

A player score 15 or more points in the 1st half: 18, Maci Morris vs. Evansville, 12-5-17

A player score 15 or more points in the 2nd half and OT: 17, Maci Morris at Washington State, 11-19-17

A player score 20+ points in the 1st half: 20, Taylor Murray vs. Sacramento State, 11-10-17

A player score 20+ points in the 2nd half and OT: 22, Evelyn Akhator vs. Miss. State, 2-23-17

A player hit a last-second shot to win the game: Makayla Epps vs. Mississippi State, 2-23-17 (hit the game-winning basket with 8.7 remaining in the contest to put Kentucky up 77-75 in OT)

A freshman score 25 points or more: 27, Alexis Jennings vs. Tennessee State, 12-28-14

All five starters in double figures: vs. Oklahoma, 3-21-16

No player scored in double figures: vs. LSU, 1-16-03

DOUBLE-DOUBLES

A player record a double-double: Taylor Murray (20pts/10asts), vs. Alabama, 1-25-18

10-20 Game: Evelyn Akhator (14pts/23rebs), vs. Ohio State, 3-19-17

20-20 Game: Valerie Still (42 pts/20 rbs) vs. Charleston, 12-19-82

20-10 Game: Taylor Murray (20pts/10asts), vs. Alabama, 1-25-18

30-10 Game: Victoria Dunlap (33 pts/18 rbs) vs. Butler, 11-15-09

More than one player with a double-double in the same game: Evelyn Akhator (20 pts/11 rbs) and Taylor Murray (11 pts/13 rbs) at LSU, 1-19-17

Three players with a double-double in the same game: Alexis Jennings (28pts/13rebs), Evelyn Akhator (12pts, 16rebs), Makayla Epps (21pts, 11rebs,12asts) vs. Morehead State, 11-18-15

A player record back-to-back double-doubles: Makenzie Cann (2) (15pts/10rebs) at Wash. State, 11-19-17; (15pts/10rebs) vs. Morehaed State, 11-22-17

More than one player record back-to-back double-doubles: Victoria Dunlap (11 pts/12 rbs) and Eleia Roddy (13 pts/10 rbs) vs. NCAT, 1-1-09; Victoria Dunlap (20 pts/15 rbs) and Eleia Roddy (11 pts/10 rbs) vs. Miami (Ohio), 1-3-09

Double-Double in Points and Rebs: Alyssa Rice (11pts/12rebs), at

Miami (Fla.), 12-10-17

Double-Double in Points and Assists: Taylor Murray (20 pts/10 ast) vs. Alabama, 1-25-18

Double-Double in Points and Blocks: n/a

Double-Double in Points and Steals: Leslie Nichols (18 pts/11 steals) vs. Louisville, 2-14-86

A player record four or more consecutive double-doubles: 5 by Evelyn Akhator (10pts/14rebs) vs. Washington, 3-25-16, (18pts/10rebs) vs. Miami, 11-11-16, (28pts/13rebs) vs. Albany, 11-12-16, (17pts/11rebs) vs. New Hampshire, 11-17-16, (12pts/14rebs) at Colorado, 11-19-16

A player record five or more consecutive double-doubles: 5 by Evelyn Akhator (10pts/14rebs) vs. Washington, 3-25-16, (18pts/10rebs) vs. Miami, 11-11-16, (28pts/13rebs) vs. Albany, 11-12-16, (17pts/11rebs) vs. New Hampshire, 11-17-16, (12pts/14rebs) at Colorado, 11-19-16

A player record a triple-double in a game: (2nd in school history) Makayla Epps, vs. Morehead State, (21pts, 12ast, 11 rebs) 11-18-15

A player record a perfect game (at least five FGs made): Makayla Epps vs. Middle Tennessee, 12-12-14 (6-of-6 FGs)

5 or more players score in double figures: 5 at Arkansas (1-29-18) - Harrison (16), Cann (12), Murray (12), Morris (11), Paschal (10)

6 or more players score in double figures: 6 vs. New Hampshire (11-17-16) - Makenzie Cann (20), Eveyln Akhator (17), Makayla Epps (14), Jessica Hardin (11), Alyssa Rice (10), Maci Morris (10)

7 or more players score in double figures: 8 vs. Lipscomb (11-21-13) - Stallworth (14), Walker (10), Thompson (16), Goss (18), Evans (12), O'Neill (11), Pinkett (15), Harper (12)

FIELD GOALS

Made 12 FG in a game: 12, Makayla Epps vs. S. Carolina, 3-4-17

Made 13 FG in a game: 13, Makayla Epps vs. Washington, 3-25-16

Made 14 FG in a game: 18, Makayla Epps vs. Mississippi State, 1-12-15

Made 15 FG in a game: 18, Makayla Epps vs. Mississippi State, 1-12-15

Made 16 FG in a game: 18, Makayla Epps vs. Mississippi State, 1-12-15

Made 17 FG in a game: 18, Makayla Epps vs. Mississippi State, 1-12-15

Made 18 FG in a game: 18, Makayla Epps vs. Mississippi State, 1-12-15

FIELD GOALS ATTEMPTED

Attempted 29 FG in a game: 30, Makayla Epps vs. Miss. State, 1-12-15

Attempted 28 FG in a game: 30, Makayla Epps vs. Miss. State, 1-12-15

Attempted 26 FG in a game: 26, Maci Morris vs. Cal, 12-21-17

Attempted 25 FG in a game: 26, Maci Morris vs. Cal, 12-21-17

Attempted 24 FG in a game: 26, Maci Morris vs. Cal, 12-21-17

Attempted 23 FG in a game: 26, Maci Morris vs. Cal, 12-21-17

Attempted 22 FG in a game: 26, Maci Morris vs. Cal, 12-21-17

Attempted 21 FG in a game: 26, Maci Morris vs. Cal, 12-21-17

Attempted 20 FG in a game: 26, Maci Morris vs. Cal, 12-21-17

THREE-POINTERS

A player with 5 in a game: 5, Maci Morris vs. Auburn, 2-1-18

A player with 6 in a game: 6, Makenzie Cann, vs. New Hamp., 11-17-16

A player with 7 in a game: *7, Sara Potts vs. Chattanooga, 3-20-05 (7-14)

Attempted 10 or more in a game: 10, Jennifer O'Neill vs. Vandy, 3-5-15

FREE THROWS

Made 10 FT in a game: 10, Taylor Murray at Missouri, 1-30-16

Made 11 FT in a game: 12, Makayla Epps at Ole Miss, 01-21-16

Made 12 FT or more in a game: 12, Makayla Epps at Ole Miss, 01-21-16

Attempted 10 FT in a game: 10, Makayla Epps vs. Vandy, 2-5-17

Attempted 11 FT in a game: 12, Evelyn Akhator, vs. Wash. St., 12-21-16

Attempted 12 FT in a game: 12, Evelyn Akhator, vs. Wash. St., 12-21-16

Attempted 15 or more FTs in a game: 15, Makayla Epps vs. Miami, 11-11-16

WHEN WAS THE LAST TIME ...

Hit 100% (10 or more attempts): Taylor Murray, 01-30-17 (10-10)

REBOUNDS

A player with 10+ rebounds: 12, KeKe McKinney at Arkansas, 1-29-18

A player with 11+ rebounds: 12, KeKe McKinney at Arkansas, 1-29-18

A player with 12+ rebounds: 12, KeKe McKinney at Arkansas, 1-29-18

A player with 13+ rebounds: 23, Evelyn Akhator vs. Ohio St., 3-19-17

A player with 14+ rebounds: 23, Evelyn Akhator vs. Ohio St., 3-19-17

A player with 15+ rebounds: 23, Evelyn Akhator vs. Ohio St., 3-19-17

A player with 16+ rebounds: 23, Evelyn Akhator vs. Ohio St., 3-19-17

A player with 17+ rebounds: 23, Evelyn Akhator vs. Ohio St., 3-19-17

A player with 18+ rebounds: 23, Evelyn Akhator vs. Ohio St., 3-19-17

A player with 19+ rebounds: 23, Evelyn Akhator vs. Ohio St., 3-19-17

A player with 20+ rebounds: 23, Evelyn Akhator vs. Ohio St., 3-19-17

A player with 21+ rebounds: 23, Evelyn Akhator vs. Ohio St., 3-19-17

A player with 25+ rebounds: *27, Valerie Still vs. National College, 2-9-82

A player with back-to-back games with 15+ rebounds: Evelyn Akhator
15 rebs at Alabama (1-12-17); 16 rebs vs. Georgia (1-15-17)

10+ Rebs in three consecutive games: 3, Evelyn Akhator (3-4-17 to
3-19-17)

10+ Rebs in four consecutive games: 5, Evelyn Akhator (3-25-16 -
11-19-16)

10+ Rebs in five consecutive games: 5, Evelyn Akhator (3-25-16 -
11-19-16)

10+ Rebs in six consecutive games: 7, Eleia Roddy (2008)

Two players grab 10+ rebounds in a game: 11, Akhator; 13, Murray
at LSU, 1-19-17

Three players grab 10+ rebounds in a game: 16, Akhator; 13, Jennings;
11, Epps vs. Morehead State, 11-18-15

ASSISTS

A player with 8 or more assists in a game: 10, Taylor Murray vs.
Alabama, 1-25-18

A player with 9 or more assists in a game: 10, Taylor Murray vs.
Alabama, 1-25-18

A player with 10 or more assists in a game: 10, Taylor Murray vs.
Alabama, 1-25-18

A player with 11 or more assists in a game: 11, Taylor Murray vs.
Florida, 2-19-17

A player with 12 or more assists in a game: 12, Makayla Epps vs.
Morehead State, 11-18-15

BLOCKS

A player with 5 or more blocks in a game: 5, Dorie Harrison vs.
Evansville, 12-5-17

A player with 6 or more blocks in a game: 6, Alexis Jennings vs.
Oklahoma, 3-21-16

A player with 7 or more blocks in a game: *7, DeNesha Stallworth
vs. Texas A&M, 2-18-13

STEALS

A player with 5 steals in a game: 5, Taylor Murray vs. Auburn, 2-1-18

A player with 6 steals in a game: 7, Taylor Murray at Vandy, 1-15-18

A player with 7 steals in a game: 7, Taylor Murray at Vandy, 1-15-18

A player with 8 steals in a game: 9, A'dia Mathies vs. Neb.-Omaha, 11-23-11

A player with 9 steals in a game: 9, A'dia Mathies vs. Neb.-Omaha, 11-23-11

A player with 10 steals in a game: 10, Erica Jackson vs. ECU, 2-16-99

A player with 11 or more steals in a game: *11, Leslie Nichols vs.
Louisville, 2-14-86

MINUTES

Played every minute of a game: 40 Taylor Murray vs. South Carolina,
1-21-18

Played over 40 minutes: 44, Makayla Epps/Evelyn Akhator vs. Miss.
State, 2-23-17

Played over 45 minutes: 45, Makayla Epps & Makenzie Cann at
Louisville, 12-4-16

Played over 50 minutes: 51, Kastine Evans vs. Baylor - 4OT, 12-6-13

FOULS

Four or more UK players foul out in a game: Jennifer Humphrey,
Sarah Elliott, Chanté Bowman, Brittany Edelen vs. Louisville, 12-3-06

THE LAST TIME KENTUCKY...

Won a game by 20 or more pts: +25 (79-54) vs. Alabama, 1-25-18

Won an SEC game by 20 or more pts: +25 (79-54) vs. Alabama, 1-25-18

Won a game by 30 or more pts: +38 (100-62) vs. Evansville, 12-5-17

Won an SEC game by 30 or more pts: +32 (89-57) vs. Ole Miss, 1-26-17

Won a game by 40 or more pts: +49 (92-53) vs. UNH, 11-17-16

Won an SEC game by 40 or more points: +44 (97-53) vs. Auburn, 1-20-13

Won a game by 50 or more pts: +54 (85-31) vs. UNC Asheville, 3-19-16

Won an SEC game by 50 or more pts: *+53 (100-47) vs. Miss. State,
1-17-13

Won a game by 60 or more pts: +68 (92-24) vs. Jackson St., 11-29-15

Won a game by 70 or more pts: +75 (100-25) vs. Jacksonville St.,
11-15-11

Scored 100 pts or more in a game: 100 vs. Evansville, 12-5-17

Scored 100 pts or more in an SEC game: 108 vs. Ole Miss, 2-13-14

Scored 90 points or more in a game: 100 vs. Evansville, 12-5-17

Scored 90 points or more in three straight games: 96 vs. Wagner,
11-10-13; 103 vs. Georgia Southern, 11-13-13; 96 vs. Central
Michigan, 11-17-13

Scored 90 points or more in four straight games: 4 - 96 vs. Wagner,
11-10-13; 103 vs. Georgia Southern, 11-13-13; 96 vs. Central
Michigan, 11-17-13, 116 vs. Lipscomb 11-12-13

Scored 80 points or more in a game: 100 vs. Evansville, 12-5-17

Scored 50 points or more in the first half: 55 vs. Evansville, 12-5-17

Scored 50 points or more in the second half: 50 vs. Florida, 3-4-16

Scored 60 points or more in first half: 60 vs. Grambling, 12-29-13

Scored 60 points or more in second half: 60 vs. Ole Miss, 2-13-14

Lost a game by 20 or more points: -24 (87-63) vs. UofL, 12-17-17

Lost a game by 30 or more points: -30 (93-63) vs. South Carolina, 3-5-16

Lost a game by 40 or more points: -44 (39-83) vs. Tennessee, 1-27-2001

Lost an SEC game by 40 or more pts: -44 (39-83) vs. Tennessee, 1-27-01

Lost a game by 50 or more points: -72 (38-110) vs. Tennessee, 1-21-01

Lost a game by 60 or more points: -72 (38-110) vs. Tennessee, 1-21-01

Lost a game by 70 or more points: -72 (38-110) vs. Tennessee, 1-21-01

Allowed 100 points: 130 by Baylor, 12-6-13

Allowed 90 or more points: 90 by Baylor, 11-30-17

Scored fewer than 50 points: 42 vs. Georgia, 1-7-17

Scored fewer than 40 points: 36 vs. LSU, 12-18-2005

Scored fewer than 25 points in a half: 20 (1st) vs. South Carolina, 1-21-18

Scored fewer than 20 points in a half: 20 (1st) vs. South Carolina, 1-21-18

Held opponent to 50 points or fewer: 48 vs. Auburn, 2-1-18

Held opponent to 40 points or fewer: 34 vs. Gardner-Webb, 11-12-17

Held opponent to 30 points or fewer: 24 by Jackson St., 11-29-15

Held opponent to 20 pts or fewer in the 1st half: 18 at Florida, 1-11-18

Held opponent to 20 pts or fewer in the 2nd half: 18 vs. Gardner-Webb,
11-12-17

Held SEC opp. to 20 pts or fewer in the 1st half: 18 at Florida, 1-11-18

Held an opponent to 10 points or fewer in the first half: *9 by
Charleston Southern, 12-10-04

Held an opponent to 10 points or fewer in the second half: *7 by
Jackson St., 11-29-15

Won a game after trailing at the half: at Wash. State, 11-19-17 (35-34)

Won a game after trailing 10+ at the half: at Arizona St., 11-15-15 (29-17)

Won an SEC game after trailing at the half: vs. Miss. ST., 2-23-17, (31-30)

Won after trailing at the half at home: vs. Miss. State, 2-23-16 (31-30)

Won a game after trailing at the half on the road: at Wash. State,

WHEN WAS THE LAST TIME ...

11-19-17 (35-34)

Scored 100 or more points and lost: n/a

Scored 80 points or more and lost: at S. Carolina, 2-26-175 (95-87)

Scored 50 points or fewer and won: 48 vs. Louisville, 12-2-12

Game decided by one point: vs. Tennessee, 1-25-16 (W, 64-63)

Game decided by two points: vs. Mizzou, 1-5-17 (W, 64-62)

Game decided by three points: vs. Florida, 1-11-18 (56-53)

Shot 50 percent or better vs. non-conference opponent: 64.7% (33-of-51) vs. Alabama, 1-25-18

Shot 50% or better vs. SEC opponent: 64.7% (33-of-51) vs. Alabama, 1-25-18

Shot 50 percent or better in consecutive games: two - NKU (55.2%) 12-2-15; Louisville (51.8%) 12-10-15

Shot 55 percent or better: 64.7 vs. Alabama, 1-25-18

Shot 60 percent or better: 64.7 vs. Alabama, 1-25-18

Shot 70 percent or higher in a half: 72.0 (2nd half) vs. Alabama, 1-25-18

Shot 60 percent or higher from 3: 61.1 vs. Colorado, 11-22-15

Shot 30 percent or lower: 25.6 vs. Cal, (18-of-68), 12-21-17

Shot 20 percent or lower: 20.0 vs. Georgia, (12-of-60), 3-02-07

Shot 15% or lower in a half: 13.6 (1st half) vs. USC (3-of-22), 3-2-08

Held an opponent to lower than 30 percent: 27.8% (15-of-54) by Georgia, 1-7-18

Held an opponent to lower than 20 percent: 15.6% (7-of-45) by Jackson State, 11-29-15

Held an opponent to lower than 15 percent in a half: 4.2% (2nd half) vs. Jackson State, 11-29-15

Opponent shot 50 percent or better: 60.4% by South Carolina (32-of-53), 1-21-18

Opponent shot 60 percent or better: 60.4% by South Carolina (32-of-53), 1-21-18

Opponent shot 50 percent or better in consecutive games: Two straight - Florida, 58.0% (29-of-50), 1-31-16; South Carolina, 52.0% (26-of-50), 2-4-16

Did not hit a 3-pointer: vs. Middle Tenn., 12-9-16 (0-of-9)

Held opponent without a 3-pointer: Texas A&M (0-3), 2-28-16

Held consecutive opponents without a 3-pointer: Delaware State, 11-10-12 (0-of-0) and Baylor, 11-13-12 (0-3)

Opponent hit 10 or more 3-pointers: 10 by Florida, 1-11-18

Hit 10 or more 3-pointers: 11 at Baylor, 11-30-17

Hit 11 or more 3-pointers: 11 at Baylor, 11-30-17

Hit 12 or more 3-pointers: 12 vs. New Hampshire, 11-17-16

Hit 13 or more 3-pointers: *14 vs. Mississippi State, 1-8-12 (14-of-30)

Pulled down 60 or more rebounds: *67 vs. Morehead State, 11-18-15

Pulled down 65 or more rebounds: *67 vs. Morehead State, 11-18-15

Had 20 or more Reb. than Opp: 25 vs. Marshall, 11-26-17 (47-22)

Had 30 or more assists in a game: 32 vs. Morehead St., 11-18-15

Had 20 or more assists in a game: 23 vs. Evansville, 12-5-17

Had 20 or more assists in three straight games: 4 - 32 vs. Morehead St., 11-18-15; 24 vs. Colorado 11-22-15; 26 vs. Eastern Michigan 11-25-15; 22 vs. Jackson State 11-29-15

Had 20 or more assists in four straight games: 32 vs. Morehead St., 11-18-15; 24 vs. Colorado 11-22-15; 26 vs. Eastern Michigan 11-25-15; 22 vs. Jackson State 11-29-15

Had 20 or more assists in five straight games: 26 vs. Louisville (2/23/82); 25 vs. Alabama (2/26/82); 29 vs. LSU (2/27/82), 27 vs. Tennessee (2/28/82) and 24 vs. Illinois (3/14/82)

Had 19 or more blocks in a game: *19 vs. North Carolina A&T, 12-6-05

Had 10 or more blocks in a game: 10 vs. Evansville, 12-5-17

Opponent had 10 or more blocks in a game: 10 vs. Ohio State, 3-19-17

Had 10 or more steals in a game: 16 vs. Auburn, 2-1-18

Had 20 or more steals in a game: 24 vs. Georgia Southern, 11-13-13

Had 25 or more steals in a game: *28 vs. West Virginia, 12-12-93

Opponent had 10 or more steals in a game: 10 by Alabama, 1-12-17

Forced 30 or more turnovers in a game: 37 vs. Jackson State, 11-29-15

Forced 30 or more turnovers in an SEC game: 31 vs. Tennessee, 3-3-13

Forced 40 or more turnovers in a game: *49 vs. ARK-Pine Bluff, 12-11-11

Committed 30 or more turnovers in a game: 30 at Florida, 1-31-16

Committed 30 or more turnovers and won: 34 vs. Green Bay, 3-19-12

Committed five turnovers or fewer: 5 vs. New Hampshire, 11-17-16

Committed 10 turnovers or fewer in a non-con game: 6 vs. Evansville, 12-5-17

Committed 10 turnovers or fewer in an SEC game: 9 at TAMU, 1-8-18

Opponent committed fewer than 10 turnovers: 6 by Ohio St., 3-19-17

Attempted 40 FT: 42 vs. Tennessee St., 3-20-15

Attempted fewer than five FT: 4 vs. South Carolina, 1-13-11

Made 30 FT: 31 vs. Tennessee St., 3-20-15

Made 40 FT: 49* vs. Baylor, 12-6-13

Hit 100 percent from the free-throw line (min. 10 made): *12-of-12 vs. Missouri, 1-13-13

Won an overtime game: vs. Miss. State, 2-23-17, (78-75) (H) 1OT

Lost an overtime game: vs. Arizona State, 12-11-16 (73-71) (A) 1OT

Played a double-overtime game: vs. Miss. State, 2-12-15 (92-90) (H)

Played a triple-overtime game: vs. Baylor, 12-6-13 (133-130) (N) 4OT

Played a quadruple-overtime game: vs. Baylor, 12-6-13 (133-130) (N) 4OT

Started three freshmen in a game: (Evans, Conwright, Drake) vs. UTC, 12-11-10

Started four freshmen in a game: (Mendeng, Helm, Hawthorne, Stoglin) vs. Tennessee, 1-27-2001

Defeated a Top-5 opponent: 2-23-17 - #22/rv UK 78 - #3/2 vs. Miss. State 75 (OT) (H)

Defeated a Top-10 opponent: 2-23-17 - #22/rv UK 78 - #3/2 vs. Miss. State 75 (OT) (H)

Defeated a Top-25 opponent: 2-23-17 - #22/rv UK 78 - #3/2 vs. Miss. State 75 (OT) (H)

Defeated a Top-25 non-conference opponent at home: 12-1-16 - #17 UK 82 - #12 Oklahoma 68 (H)

Defeated a Top-25 non-conference opponent on the road: 11-15-15 - #17/18 UK 68 - #15/15 Arizona State 64 (A)

Defeated a Top-25 opponent at a neutral site: 3-4-16 #13/13 UK 92 - #25/24 Florida 69 (N) - SEC Tournament Quarterfinals

Defeated a Top-10 SEC opponent at home: 2-23-17 - #22/rv UK 78 - #3/2 vs. Miss. State 75 (OT) (H)

Defeated a Top-25 SEC opponent at home: 2-23-17 - #22/rv UK 78 - #3/2 vs. Miss. State 75 (OT) (H)

Defeated a Top-25 opponent on the road: 2-18-16 - #16/16 UK 83 - #14/14 Mississippi State 60 (A)

Defeated a Top-25 SEC opponent on the road: 2-18-16 - #16/16 UK 83 - #14/14 Mississippi State 60 (A)

Defeated a Top-10 opponent on the road: 12-7-14 - UK 77 - #7/7 Louisville 68 (A)

Defeated a Top-10 SEC opponent on the road: 2-16-14 - UK 75 - #8/8 Tennessee 71 (A)

Was defeated by an unranked opp. (while ranked) at home: vs. Texas A&M (77-68), 1-8-17 (#24/rv)

Was defeated by an unranked opp. (while ranked) on the road: at Miami (Fla.) (54-65), 12-10-17 (#20/23)

Was defeated by an unranked opp. (while ranked) at a neutral site: vs. Illinois (77-71), 11-27-14 (#9/10)

* Denotes a school record

Head Coach Matthew Mitchell

UK's All-Time Winningest Coach

11th Season at Kentucky



- Became UK's all-time winningest coach on March 3, 2013 with 139 wins in just six seasons.
- Including the storied history of the UK MBB program, he is the fifth Kentucky Basketball head coach to win 250 games with the Wildcats joining Adolph Rupp, Joe B Hall, Tubby Smith and John Calipari.
- Has 106 career SEC wins, which ranks 10th most in league history
- Two-time AP SEC Coach of the Year (2010 & 2012).
- Led UK to postseason event every season. (2 WNIT, 8 NCAA)
- School-record eight consecutive NCAA Tournament appearances.
- Three NCAA Elite Eight finishes. (2010, 2012 and 2013)
- Five Sweet 16 appearances. (2010, 2012, 2013, 2014, 2016)
- Led UK to its first SEC Regular Season Championship in 30 years during the 2011-12 season.
- Nine top-four finishes in the SEC in his 10 seasons.
- Four SEC Tournament title game appearances in the last six years. (2010, 2011, 2013, 2014)
- 132 consecutive appearances in the AP Top 25 poll from 2009-10 to 2016-17 (eighth longest streak in poll history.)
- School-record eight straight 20-win seasons.
- Compiled an impressive 154-34 (.819) mark at home (includes Rupp Arena), including a 134-21 (.864) over the last nine seasons.
- Led UK to a school-record 30 wins in 2012-13.
- Led UK to a school-record 13 SEC wins in 2011-12 and 2012-13.
- Sixteen NCAA Tournament wins.
- Forty-seven wins over ranked opponents, including 16 over top 10.
- Eight top-20 recruiting classes, including the nation's fifth-ranked class in 2009-10 and 2012-13 and 18th-ranked class in 2017-18.
- Has coached 18 All-Conference Performers, including two who were named SEC Player of the Year in Victoria Dunlap (twice) and A'dia Mathies (twice), two who were SEC Freshman of the Year winners in Keyla Snowden and Jennifer O'Neill (2014 and 2015).

ners in A'dia Mathies and Bria Goss, and two SEC (Co) 6th Women of the Year winners in Keyla Snowden and Jennifer O'Neill (2014 and 2015).

- A UK player won the AP SEC Player of the Year 4 straight years, the 1st SEC school to accomplish that feat.
- Under his leadership, 34 different players have been named to the SEC Academic Honor Roll, seven have been All-SEC Freshmen honorees, three were named All-Americans, including just the second State Farm/WBCA All-American in school history in Victoria Dunlap and one player (Chelsea Chowning) was named an Academic All-American, the first in school history.

- Five WNBA draft picks, including three in the first round - Dunlap was UK's first WNBA first round draft pick when she was chosen as the 11th overall pick in the 2011 WNBA Draft and A'dia Mathies was selected 10th overall by the Los Angeles Sparks in the 2013 draft. Last year, Evelyn Akhator became UK's highest ever pick when she went third overall to the Dallas Wings before Makayla Epps went 33rd overall to Chicago.

DID YOU KNOW?

- Coach Mitchell and his three brothers (David, Mark, Stephen) are all Eagle Scouts.
- Named an honorary Rotarian in the Lexington chapter in 2011.
- Has three daughters, Lacy Lea Arant, Saylor Rose and Presley Blue ... Lacy is a 2012 graduate of Mississippi State ... Daughter, Saylor Rose, is named after former Wildcat, Victoria Essence Rose Dunlap.
- Became a grandfather in October 2017 as Lacy and her husband Stephen had their first son.
- Used to be the lead singer of a band called "Coach Mitchell and the B Team" and is now the lead singer of "Matthew Mitchell and the Go Big Blue Band" which played prior to the football team's season opener at The New CWs.
- Gave \$100,000 of his new seven-year contract (May, 2012) back to the University of Kentucky for academic purposes.
- In 2014, pledged \$1 million over the next 10 years to UK Athletics through the Mitchell Family Foundation.
- In 2016, Matthew and Jenna were presented the Community Service Award by the Urban League of Lexington.

MITCHELL VS. OPPONENTS

	UK	Overall
Alabama	12-2	12-2
Alabama A&M	2-0	2-0
Albany	1-0	1-0
Alcorn State	1-0	1-0
Appalachian State	1-0	1-0
Arizona State	1-1	1-1
Arkansas	12-1	12-1
Arkansas Pine-Bluff	2-0	2-0
Auburn	12-3	12-3
Austin Peay	4-1	4-1
Baylor	2-3	2-3
Belmont	2-0	2-0
Binghamton	-	1-0
Bradley	1-0	1-0
Boston	1-0	1-0
Butler	1-0	1-0
Cal	0-1	0-1
Centenary	-	1-0
Central Michigan	2-0	2-0
Chattanooga	1-0	1-0
Cincinnati	1-0	1-1
College of Charleston	2-0	1-0
Colorado	1-1	1-1
Connecticut	0-2	0-2
Dayton	1-1	1-1
Delaware	1-0	1-0
Delaware State	1-0	1-0
DePaul	2-0	2-0
Duke	2-4	2-4
East Tennessee State	1-1	1-1
Eastern Illinois	-	3-1
Eastern Kentucky	-	3-1
Eastern Michigan	1-0	1-1
Evansville	1-0	1-1
FGCU	0-1	0-1
Florida	12-4	12-5
Florida Atlantic	1-0	1-0
Florida A&M	1-0	1-0
Furman	1-0	1-0
Gardner-Webb	1-0	1-0
Georgia	9-8	9-8
Georgia Southern	1-0	1-0
George Washington	1-1	1-1
Gonzaga	1-0	1-0
Grambling State	1-0	2-0
Green Bay	1-0	1-0
Hampton	1-0	1-0
High Point	1-0	1-0
Illinois	0-1	0-1
IUPUI	1-0	1-1
Jackson State	1-0	1-0
Jacksonville State	1-0	4-1
James Madison	1-0	1-0
Kentucky Christian	-	1-0
Liberty	1-0	1-0
Lipscomb	2-0	2-0
Long Island	1-0	1-0
LSU	8-8	8-8
Louisville	6-5	6-5
Marist	2-0	2-0
Marshall	1-0	1-2
Marquette	0-1	0-1
McNeese State	2-0	2-0
Miami (Fla.)	1-1	1-1
Miami Ohio	4-0	4-0
Michigan	0-2	0-2
Michigan State	1-0	1-0
Middle Tennessee	6-3	6-3
Minnesota	0-1	0-1
Mississippi State	12-1	12-2
Mississippi Valley State	2-0	2-0
Missouri	5-1	5-1
Montana	1-0	1-0
Morehead State	8-0	8-0
Murray State	1-0	2-3
Navy	1-0	1-0
Nebraska	1-0	1-0
Nebraska Omaha	1-0	1-0
New Hampshire	1-0	1-0
Northeastern	1-0	1-0
Northern Kentucky	2-0	2-0
North Carolina	0-1	0-1
North Carolina A&T	1-0	1-0
Notre Dame	1-1	1-1
Ohio State	0-1	0-1
Oklahoma	3-1	3-1
Ole Miss	8-3	8-3
Old Dominion	0-1	0-1
Pepperdine	1-0	1-0
Pikeville College	-	1-0
Radford	1-0	1-0
Rice	1-0	1-0
Sacramento State	1-0	1-0
Samford	2-0	3-3
Sam Houston State	1-0	1-0
South Alabama	1-0	1-0
South Carolina	10-14	10-14
South Carolina-Upstate	2-0	2-0
South Florida	1-0	1-0
Southeast Missouri	-	1-3
Southern Miss	2-0	2-0
Syracuse	1-0	1-4
Tennessee	5-14	5-14
Tennessee-Chattanooga	2-0	2-0
Tennessee-Martin	2-0	2-0
Tennessee State	3-0	3-2
Tennessee Tech	2-0	3-4
Texas	0-1	0-1
Texas A&M	4-4	4-4
UC Santa Barbara	3-0	3-0
UNC Asheville	1-0	1-0
Vanderbilt	12-5	12-5
Virginia Tech	-	0-1
Wagner	1-0	1-0
Washington	0-1	0-1
Washington State	2-0	2-0
Western Kentucky	0-2	0-3
William & Mary	1-0	1-0
Wisconsin	0-1	0-1
Wright State	1-0	1-0
Wofford	1-0	1-0
Xavier	0-2	0-3
Yale	1-0	1-0
Total	253-111	283-140

Year	School	Pos.	Record	SEC	Postseason
17-18	Kentucky	Head Coach	12-11	4-5	n/a
16-17	Kentucky	Head Coach	22-11	11-5	NCAA Second Round/SEC Semifinals
15-16	Kentucky	Head Coach	25-8	10-6	NCAA Sweet 16/SEC Semifinals
14-15	Kentucky	Head Coach	24-10	10-6	NCAA Second Round/SEC Semifinals
13-14	Kentucky	Head Coach	26-9	10-6	NCAA Sweet 16/SEC Tournament Finals
12-13	Kentucky	Head Coach	30-6	13-3	NCAA Elite Eight/SEC Tournament Finals
11-12	Kentucky	Head Coach	28-7	13-3	NCAA Elite Eight/SEC Regular Season Champions
10-11	Kentucky	Head Coach	25-9	11-5	NCAA Second Round/SEC Tournament Finals
09-10	Kentucky	Head Coach	28-8	11-5	NCAA Elite Eight/SEC Tournament Finals
08-09	Kentucky	Head Coach	16-16	5-9	WNIT Second Round
07-08	Kentucky	Head Coach	17-16	8-6	WNIT Quarterfinals/SEC Tournament Semifinals
06-07	Morehead St.	Head Coach	14-16	-	Third-place OVC finish
05-06	Morehead St.	Head Coach	16-13	-	OVC Tournament Semifinals
04-05	Kentucky	Asst. Coach	18-16	-	WNIT final four
03-04	Kentucky	Asst. Coach	11-17	-	-
02-03	Florida	Asst. Coach	9-19	-	-
01-02	Florida	Asst. Coach	18-11	-	NCAA Tournament
2000-01	Florida	Asst. Coach	24-6	-	NCAA Tournament
1999-00	Tennessee	Grad. Asst.	33-4	-	NCAA Runner-up

KENTUCKY WBB 2017-18 PLAYER BIOS

0

LaShae HalseL • 6-0 • FORWARD • JUNIOR

BOWLING GREEN, KY. (WARREN CENTRAL HS)



2017-18 (Junior)

- Has six points this season, and is 3-of-3 from the floor.
- Scored her first career points against Morehead State on Nov. 22, scoring two points with one rebound and one assist in three minutes of action.
- Recorded her first career assist vs. Gardner-Webb on Nov. 12.
- Saw three minutes of action in the season opener vs. Sacramento State, grabbing one defensive board.
- Physical post/wing that has worked hard to improve her game since walking on to the program in the fall of 2016.
- Saw action in seven games last season, recording four rebounds and one block in 12 minutes.

2017-18 Season Highs

POINTS:	2, 3x, last vs. Tennessee Tech, 12/03/17
FGM:	1, 3x, last vs. Tennessee Tech, 12/03/17
FGA:	1, 3x, last vs. Tennessee Tech, 12/03/17
FTM:	-
FTA:	-
3FGM:	-
3FGA:	-
O-REBOUNDS:	-
D-REBOUNDS:	1, 3x, last vs. Evansville, 12/05/17
TOTAL REBOUNDS:	1, 3x, last vs. Evansville, 12/05/17
ASSISTS:	1, twice, last vs. Morehead State, 11/22/17
BLOCKS:	-
STEALS:	-
MINUTES:	3, 4x, last vs. Tennessee Tech, 12/03/17

Career Highs

POINTS:	2, 3x, last vs. Tennessee Tech, 12/03/17
FGM:	1, 3x, last vs. Tennessee Tech, 12/03/17
FGA:	2 vs. Radford, 12/18/16
FTM:	-
FTA:	-
3FGM:	-
3FGA:	-
O-REBOUNDS:	2 vs. Radford, 12/18/16
D-REBOUNDS:	1, 5x, last vs. Evansville, 12/05/17
TOTAL REBOUNDS:	3 vs. Radford, 12/18/16
ASSISTS:	1, twice, last vs. Morehead State, 11/22/17
BLOCKS:	1 vs. Radford, 12/18/16
STEALS:	-
MINUTES:	3, 5x, last vs. Tennessee Tech, 12/03/17

HalseL's 2017-18 Game-by-Game Statistics

Opponent	Min	FG-A	3PT-A	FT-A	O-D-T	PF	A	TO	BS	ST	PTS
vs. Sacramento St.	3	0-0	0-0	0-0	0-1-1	0	0	0	0	0	0
vs. Gardner-Webb	2	0-0	0-0	0-0	0-0-0	0	1	0	0	0	0
at Montana					DNP - Coach's Decision						
at Washington St.					DNP - Coach's Decision						
vs. Morehead St.	3	1-1	0-0	0-0	0-1-1	0	1	1	0	0	2
vs. Marshall	3	1-1	0-0	0-0	0-0-0	0	0	1	0	0	2
at Baylor					DNP - Coach's Decision						
vs. Tennessee Tech	3	1-1	0-0	0-0	0-0-0	0	0	0	0	0	2
vs. Evansville	2	0-0	0-0	0-0	0-1-1	0	0	0	0	0	0
at FGCU					DNP - Coach's Decision						
at Miami (Fla.)					DNP - Coach's Decision						
vs. Louisville					DNP - Coach's Decision						
vs. California					DNP - Coach's Decision						
at Middle Tennessee					DNP - Coach's Decision						
vs. Tennessee					DNP - Coach's Decision						
at TAMU					DNP - Coach's Decision						
vs Georgia					DNP - Coach's Decision						
at Florida					DNP - Coach's Decision						
at Vanderbilt					DNP - Coach's Decision						
vs. South Carolina					DNP - Coach's Decision						
vs. Alabama	2	0-0	0-0	0-0	0-0-0	0	0	0	0	0	0
at Arkansas	1	0-0	0-0	0-0	0-0-0	0	0	0	0	0	0
vs. Auburn	2	0-0	0-0	0-0	0-0-0	0	0	0	0	0	0
vs. LSU											
at Missouri											
at Mississippi St.											
vs. Arkansas											
at South Carolina											
at Ole Miss											
vs. Mississippi St.											

* Started game

Extras

	17-18	Career
Scored 10+ Points	-	-
Scored 15+ Points	-	-
Scored 20+ Points	-	-
Made 3+ 3FG	-	-
Double-figure Rebounds	-	-
Double-doubles	-	-
3+ Assists	-	-
2+ Steals	-	-
Led UK in Scoring	-	-
Led UK in Rebounds	-	-
Led UK in Assists	-	-
Led UK in Steals	-	-
Led UK in Blocks	-	-

LaShae HalseL's Career Stats

Year	GP-GS	MIN	FG-FGA	PCT	3FG-FGA	PCT	FT-FTA	PCT	OFF-DEF	TOT-AVG	PF-FO	A	TO	BLK	ST	PTS-AVG
2016-17	7-0	12-1.7	0-3	.000	0-0	.000	0-0	.000	2-2	4-0.6	1-0	0	0	1	0	0-0.0
2017-18	9-0	21-2.3	3-3	1.000	0-0	.000	0-0	.000	0-3	3-0.3	0-0	2	2	0	0	6-0.7
TOTAL	16-0	33-2.1	3-6	.500	0-0	.000	0-0	.000	2-5	7-0.4	1-0	2	2	1	0	6-0.4

KENTUCKY WBB 2017-18 PLAYER BIOS

2

PAIGE POFFENBERGER • 5-8 • GUARD • SOPHOMORE

MORGANTOWN, W.V.A. (MORGANTOWN HS)



2017-18 (Sophomore)

- Joined the team as a walk-on in the fall of 2016, and has been given more and more playing time due to her strong effort and hustle on the defensive end.
- Scored her first basket of the season against Marshall, adding one rebound and one steal.
- Hard-nosed player who prides herself in her defensive intensity.
- Played in 21 games during her freshman campaign, averaging 5.9 minutes per game.
- Scored 19 total points on the 2016-17 season with 15 rebounds and six steals.

2017-18 Season Highs

POINTS:	4 vs. Georgia, 01/07/18
FGM:	1, 3x, last vs. Auburn, 02/01/18
FGA:	2, 4x, last vs. Georgia, 01/07/18
FTM:	4 vs. Georgia, 01/07/18
FTA:	4 vs. Georgia, 01/07/18
3FGM:	-
3FGA:	1, twice, last vs. Tennessee Tech, 12/03/17
O-REBOUNDS:	-
D-REBOUNDS:	2 vs. Georgia, 01/07/18
TOTAL REBOUNDS:	2 vs. Georgia, 01/07/18
ASSISTS:	1 at Montana, 11/16/17
BLOCKS:	-
STEALS:	2 at Vanderbilt, 01/15/18
MINUTES:	14 vs. Georgia, 01/07/18

Career Highs

POINTS:	5 vs. TAMU, 01/08/17
FGM:	2 vs. TAMU, 01/08/17
FGA:	5 vs. New Hampshire, 11/17/16
FTM:	4 vs. Georgia, 01/07/18
FTA:	4 vs. Georgia, 01/07/18
3FGM:	1, twice, last vs. TAMU, 01/08/17
3FGA:	2 vs. Missouri, 01/05/17
O-REBOUNDS:	1, twice, last vs. New Hampshire, 11/17/16
D-REBOUNDS:	4 at Alabama, 01/12/17
TOTAL REBOUNDS:	4 at Alabama, 01/12/17
ASSISTS:	1, twice, last at Montana, 11/16/17
BLOCKS:	-
STEALS:	3 vs. Vanderbilt, 02/05/17
MINUTES:	18 vs. Ole Miss, 01/26/17

Poffenberger's 2017-18 Game-by-Game Statistics

Opponent	Min	FG-A	3PT-A	FT-A	O-D-T	PF	A	TO	BS	ST	PTS
vs. Sacramento St.					DNP - Concussion						
vs. Gardner-Webb					DNP - Concussion						
at Montana	4	0-2	0-1	0-0	0-0-0	1	1	0	0	0	0
at Washington St.					DNP - Coach's Decision						
vs. Morehead St.	5	0-0	0-0	0-0	0-0-0	1	0	0	0	0	0
vs. Marshall	4	1-1	0-0	0-0	0-1-1	0	0	0	0	1	2
at Baylor					DNP - Coach's Decision						
vs. Tennessee Tech	9	0-1	0-1	0-0	0-0-0	1	0	0	0	0	0
vs. Evansville	6	0-2	0-0	0-0	0-0-0	0	0	0	0	0	0
at FGCU					DNP - Coach's Decision						
at Miami (Fla.)					DNP - Coach's Decision						
vs. Louisville					DNP - Coach's Decision						
vs. California					DNP - Coach's Decision						
at Middle Tennessee	5	1-2	0-0	0-1	0-0-0	1	0	0	0	0	2
vs. Tennessee					DNP - Coach's Decision						
at TAMU	9	0-0	0-0	2-2	0-0-0	2	0	0	0	0	2
vs Georgia	14	0-2	0-2	4-4	0-2-2	3	0	1	0	1	4
at Florida	3	0-0	0-0	1-2	0-1-1	0	0	1	0	0	1
at Vanderbilt	7	0-0	0-0	0-0	0-0-0	1	0	1	0	2	0
vs. South Carolina					DNP - Coach's Decision						
vs. Alabama	1	0-0	0-0	0-0	0-0-0	0	0	0	0	0	0
at Arkansas	1	0-0	0-0	0-0	0-0-0	0	0	0	0	0	0
vs. Auburn	2	1-1	0-0	0-0	0-0-0	0	0	0	0	0	2
vs. LSU											
at Missouri											
at Mississippi St.											
vs. Arkansas											
at South Carolina											
at Ole Miss											
vs. Mississippi St.											

* Started game

Extras

	17-18	Career
Scored 10+ Points	-	-
Scored 15+ Points	-	-
Scored 20+ Points	-	-
Made 3+ 3FG	-	-
Double-figure Rebounds	-	-
Double-doubles	-	-
3+ Assists	-	-
2+ Steals	1	2
Led UK in Scoring	-	-
Led UK in Rebounds	-	-
Led UK in Assists	-	-
Led UK in Steals	-	-
Led UK in Blocks	-	-

Paige Poffenberger's Career Stats

Year	GP-GS	MIN	FG-FGA	PCT	3FG-FGA	PCT	FT-FTA	PCT	OFF-DEF	TOT-AVG	PF-FO	A	TO	BLK	ST	PTS-AVG
2016-17	21-0	123-5.9	7-19	.368	2-6	.333	3-4	.750	2-13	15-0.7	11-0	1	9	0	6	19-0.9
2017-18	13-0	70-5.4	3-11	.273	0-3	.000	7-9	.778	0-4	4-0.3	10-0	1	3	0	4	13-1.0
TOTAL	34-0	193-5.7	10-30	.333	2-9	.222	10-13	.769	2-17	19-0.6	21-0	2	12	0	10	32-0.9

KENTUCKY WBB 2017-18 PLAYER BIOS

3

KeKe McKinney • 6-1 • FORWARD • FRESHMAN

KNOXVILLE, TENN. (FULTON HS)



2017-18 (Freshman)

- Recorded a career-high four assists vs. Auburn to go with nine points and seven boards.
- Led Kentucky on the boards with a career-high 12 rebounds against Arkansas.
- Matched her career high with 12 points in the win over Alabama, playing a career-high 35 minutes in the contest.
- Had a breakout game vs. No. 10 South Carolina, scoring a career-high 12 points and matching her career high with seven rebounds.
- Made a season-high two 3s against Middle Tennessee on Dec. 28.
- Made her first career start at No. 9/9 Baylor.
- Against Morehead State on Nov. 22, added a team/career high three blocks.
- A four-star prospect by ESPN.com, which tabbed her the 88th overall player in the 2017 class, including the 17th best wing

- An impressive wing that led Fulton High School to a state tournament berth and 27 wins her senior season, averaging a double-double with over 16 points and 11 rebounds per game.
- All-around athlete that can play multiple positions and really defend the post or the perimeter.

2017-18 Season Highs

POINTS:	12, twice, last vs. Alabama, 01/25/18
FGM:	6 vs. Alabama, 01/25/18
FGA:	12 vs. South Carolina, 01/21/18
FTM:	3 vs. Auburn, 02/01/18
FTA:	4, twice, last vs. Auburn, 02/01/18
3FGM:	2 at MTSU, 12/28/17
3FGA:	4 at MTSU, 12/28/17
O-REBOUNDS:	5, twice, last vs. South Carolina, 01/21/18
D-REBOUNDS:	9 at Arkansas, 01/29/18
TOTAL REBOUNDS:	12 at Arkansas, 01/29/18
ASSISTS:	4 vs. Auburn, 02/01/18
BLOCKS:	3 vs. Morehead State, 11/22/17
STEALS:	2, 4x, last vs. Auburn, 02/01/18
MINUTES:	35, twice, last vs. Auburn, 02/01/18

Career Highs

POINTS:	12, twice, last vs. Alabama, 01/25/18
FGM:	6 vs. Alabama, 01/25/18
FGA:	12 vs. South Carolina, 01/21/18
FTM:	3 vs. Auburn, 02/01/18
FTA:	4, twice, last vs. Auburn, 02/01/18
3FGM:	2 at MTSU, 12/28/17
3FGA:	4 at MTSU, 12/28/17
O-REBOUNDS:	5, twice, last vs. South Carolina, 01/21/18
D-REBOUNDS:	9 at Arkansas, 01/29/18
TOTAL REBOUNDS:	12 at Arkansas, 01/29/18
ASSISTS:	4 vs. Auburn, 02/01/18
BLOCKS:	3 vs. Morehead State, 11/22/17
STEALS:	2, 4x, last vs. Auburn, 02/01/18
MINUTES:	35, twice, last vs. Auburn, 02/01/18

McKinney's 2017-18 Game-by-Game Statistics

Opponent	Min	FG-A	3PT-A	FT-A	O-D-T	PF	A	TO	BS	ST	PTS
vs. Sacramento St.	12	1-5	0-3	1-2	1-1-2	1	0	1	0	2	3
vs. Gardner-Webb	18	3-9	1-3	0-0	5-2-7	1	0	1	0	0	7
at Montana	15	0-2	0-1	0-0	0-2-2	4	1	0	0	1	0
at Washington St.	12	0-1	0-1	0-0	0-0-0	1	0	0	0	0	0
vs. Morehead St.	20	2-5	0-1	1-2	3-3-6	3	0	2	3	1	5
vs. Marshall	23	2-6	1-1	2-4	2-3-5	2	1	2	1	1	7
at Baylor	15*	0-2	0-1	0-0	0-1-1	2	1	0	0	0	0
vs. Tennessee Tech	21*	4-5	1-1	0-0	1-4-5	0	1	0	2	0	9
vs. Evansville	15*	1-4	0-2	0-0	3-1-4	2	1	2	0	0	2
at FGCU	5	0-2	0-0	0-0	0-0-0	1	0	1	0	0	0
at Miami (Fla.)	4	0-1	0-0	0-0	0-1-1	0	0	1	0	1	0
vs. Louisville	8	1-2	1-1	0-0	0-1-1	4	0	3	0	0	3
vs. California	15*	0-3	0-1	0-0	0-0-0	0	0	1	0	1	0
at Middle Tennessee	19*	2-4	2-4	2-2	0-2-2	2	0	2	0	0	8
vs. Tennessee	16*	0-5	0-2	0-0	0-0-0	0	1	3	1	1	0
at TAMU	22	1-4	0-2	0-0	1-4-5	3	0	1	0	2	2
vs. Georgia	20	1-6	1-3	0-0	0-2-2	2	0	2	1	1	3
at Florida	7	0-2	0-1	0-0	1-0-1	0	0	1	0	0	0
at Vanderbilt	26	3-6	1-3	2-2	3-3-6	3	0	2	0	1	9
vs. South Carolina	32*	5-12	1-3	1-1	5-2-7	3	1	2	2	1	12
vs. Alabama	35*	6-7	0-1	0-0	2-3-5	1	1	2	0	0	12
at Arkansas	27*	3-5	0-0	0-0	3-9-12	4	2	3	1	2	6
vs. Auburn	35*	3-9	0-2	3-4	4-3-7	1	4	2	1	2	9
vs. LSU											
at Missouri											
at Mississippi St.											
vs. Arkansas											
at South Carolina											
at Ole Miss											
vs. Mississippi St.											

* Started game

Extras

	17-18	Career
Scored 10+ Points	2	2
Scored 15+ Points	-	-
Scored 20+ Points	-	-
Made 3+ 3FG	-	-
Double-figure Rebounds	1	1
Double-doubles	-	-
3+ Assists	1	1
2+ Steals	4	4
Led UK in Scoring	-	-
Led UK in Rebounds	4	4
Led UK in Assists	-	-
Led UK in Steals	2	2
Led UK in Blocks	5	5

KeKe McKinney's Career Stats

Year	GP-GS	MIN	FG-FGA	PCT	3FG-FGA	PCT	FT-FTA	PCT	OFF-DEF	TOT-AVG	PF-FO	A	TO	BLK	ST	PTS-AVG
2017-18	23-10	421-18.3	38-107	.355	9-37	.243	12-17	.706	34-47	81-3.5	40-0	14	34	12	17	97-4.2
TOTAL	23-10	421-18.3	38-107	.355	9-37	.243	12-17	.706	34-47	81-3.5	40-0	14	34	12	17	97-4.2

KENTUCKY WBB 2017-18 PLAYER BIOS

4

MACI MORRIS • 6-0 • GUARD • JUNIOR

PINEVILLE, KY. (BELL COUNTY HS)



2017-18 (Junior)

- Became the 33rd member of Kentucky's 1,000 point club on Thursday vs. Auburn, scoring back-to-back 3s to open the game.
- Morris leads UK with 15.5 points per game.
- Leads the team in 3s made this season with 49.
- Ranks fifth nationally (Div. I) and second in SEC in 3-point shooting percentage at 46.2 percent.
- Scored in double digits in all but three contests this season.
- Missed the Vanderbilt game battling a bruised knee bone.
- Has scored 20 or more points in five games this season, after only having one game with 20+ points prior to this season.

- Led Kentucky with 19 points and a career-high four assists vs. No. 10 South Carolina.
- Matched a season-high 22 points to lead all scorers vs. No. 19 Texas A&M.
- Added a game-high 16 points in just 17 minutes of action against Tennessee Tech.
- Posted her second 20+ point game of the season against No. 9/9 Baylor, scoring a season-high 22 points to go along with five rebounds.
- Went 5-of-8 from the 3-point line against Baylor, tying a career-high with five 3s made.
- Ranks No. 7 on Kentucky's list of all-time three pointers made with 146.
- Posted 20 points in the win at Washington State for her second career 20+ performance.
- Recorded her first career double-double vs. Gardner-Webb on Nov. 12, adding 10 points and a career-high 10 boards.

Morris' 2017-18 Game-by-Game Statistics

Opponent	Min	FG-A	3PT-A	FT-A	O-D-T	PF	A	TO	BS	ST	PTS
vs. Sacramento St.	16*	4-8	2-3	2-2	1-3-4	3	2	1	0	1	12
vs. Gardner-Webb	32*	4-13	0-5	2-2	1-9-10	2	4	2	3	1	10
at Montana	31*	5-8	3-6	3-3	0-2-2	4	2	2	1	0	16
at Washington St.	32*	7-16	3-6	3-4	2-4-6	2	1	4	0	1	20
vs. Morehead St.	23*	7-8	5-6	0-0	0-2-2	2	3	2	0	3	19
vs. Marshall	28*	6-13	3-6	0-0	1-2-3	2	2	0	0	2	15
at Baylor	35*	7-17	5-8	3-6	0-5-5	2	0	3	0	0	22
vs. Tennessee Tech	17*	6-7	2-2	2-2	1-5-6	2	2	1	3	1	16
vs. Evansville	21*	8-9	4-5	0-0	0-2-2	1	3	0	2	0	20
at FGCU	33*	2-4	1-1	1-2	0-3-3	5	2	0	0	0	6
at Miami (Fla.)	35*	7-22	2-8	2-2	2-5-7	3	1	4	1	2	18
vs. Louisville	40*	6-13	1-3	3-4	0-5-5	1	0	4	1	0	16
vs. California	34*	9-26	3-7	0-0	3-5-8	3	0	1	0	1	21
at Middle Tennessee	35*	5-12	0-3	3-3	0-4-4	2	3	2	0	2	13
vs. Tennessee	29*	6-14	3-8	3-3	0-2-2	4	0	1	0	3	18
at TAMU	38*	9-18	2-6	2-2	0-3-3	2	4	4	0	0	22
vs Georgia	21*	4-10	0-3	1-3	0-0-0	1	0	1	1	2	9
at Florida	20*	2-4	0-1	1-2	1-5-6	0	2	1	0	1	5
at Vanderbilt					DND - Left Knee						
vs. South Carolina	30*	6-15	2-5	5-5	0-1-1	3	4	2	0	2	19
vs. Alabama	28*	7-11	2-4	0-0	0-1-1	3	1	2	1	1	16
at Arkansas	28*	4-12	1-3	2-2	1-1-2	1	0	1	0	0	11
vs. Auburn	25*	5-10	5-7	3-3	0-2-2	1	1	6	0	1	18
vs. LSU											
at Missouri											
at Mississippi St.											
vs. Arkansas											
at South Carolina											
at Ole Miss											
vs. Mississippi St.											

* Started game

2017-18 Season Highs

POINTS:	22, twice, last at TAMU, 01/04/18
FGM:	9, twice, last at TAMU, 01/04/18
FGA:	26 vs. Cal, 12/21/17
FTM:	5 vs. South Carolina, 01/21/18
FTA:	6 at Baylor, 11/30/17
3FGM:	5, 3x, last vs. Auburn, 02/01/18
3FGA:	8, 3x, last vs. Tennessee, 12/31/17
O-REBOUNDS:	3 vs. Cal, 12/21/17
D-REBOUNDS:	9 vs. Gardner-Webb, 11/12/17
TOTAL REBOUNDS:	10 vs. Gardner-Webb, 11/12/17
ASSISTS:	4, 3x, last vs. South Carolina, 01/21/18
BLOCKS:	3, twice, last vs. Tennessee Tech, 12/03/17
STEALS:	3, twice, last vs. Tennessee, 12/31/17
MINUTES:	40 vs. Louisville, 12/17/17

Career Highs

POINTS:	29 vs. Arizona St., 12/11/16
FGM:	9, 3x, last at TAMU, 01/04/18
FGA:	26 vs. Cal, 12/21/17
FTM:	9 vs. Arizona St., 12/11/16
FTA:	9 vs. Arizona St., 12/11/16
3FGM:	5, 5x, last vs. Auburn, 02/01/18
3FGA:	10 at Auburn, 01/22/17
O-REBOUNDS:	3, twice, last vs. Cal, 12/21/17
D-REBOUNDS:	9, twice, last vs. Gardner-Webb, 11/12/17
TOTAL REBOUNDS:	10 vs. Gardner-Webb, 11/12/17
ASSISTS:	4, 5x, last vs. South Carolina, 01/21/18
BLOCKS:	3, twice, last vs. Tennessee Tech, 12/03/17
STEALS:	3, twice, last vs. Tennessee, 12/31/17
MINUTES:	42 at Louisville, 12/04/16

Extras

	17-18	Career
Scored 10+ Points	19	57
Scored 15+ Points	15	26
Scored 20+ Points	5	6
Made 3+ 3FG	9	21
Double-figure Rebounds	1	1
Double-doubles	1	1
3+ Assists	6	17
2+ Steals	7	14
Led UK in Scoring	13	18
Led UK in Rebounds	2	4
Led UK in Assists	5	9
Led UK in Blocks	5	16

Maci Morris' Career Stats

Year	GP-GS	MIN	FG-FGA	PCT	3FG-FGA	PCT	FT-FTA	PCT	OFF-DEF	TOT-AVG	PF-FO	A	TO	BLK	ST	PTS-AVG
2015-16	33-33	820-24.8	101-254	.398	49-125	.392	30-35	.857	8-77	85-2.6	78-4	31	54	7	19	281-8.5
2016-17	33-33	1078-32.7	132-383	.345	53-164	.323	74-84	.881	13-78	91-2.8	90-2	52	83	20	20	391-11.8
2017-18	22-22	631-28.7	126-270	.467	49-106	.462	41-50	.820	13-71	84-3.8	49-1	37	44	13	24	342-15.5
TOTAL	88-88	2529-28.7	359-907	.396	151-395	.382	145-169	.858	34-226	260-3.0	217-7	120	181	40	63	1014-11.5

KENTUCKY WBB 2017-18 PLAYER BIOS

12

AMANDA PASCHAL • 5-7 • GUARD • JUNIOR

BROOKLYN, N.Y. (GULF COAST STATE COLLEGE/CHIPLEY HS)



2017-18 (Junior)

- Matched her career high with five made field goals in the win at Arkansas.
- Came in clutch off the bench in the win over Florida, adding 12 points, 10 of which were in the second half.
- Made a career-high two 3s against the Gators.
- Matched a season-high three assists against No. 9/9 Baylor.
- Played a season-high 20 minutes against Morehead State, going 5-of-8 from the floor to score in double-digits for the first time with 11 points.
- Provided important minutes on both ends of the court against Washington State, posting a career-high eight points with a career-best three assists and three rebounds.
- Had four points, five rebounds and two dimes vs. GWU on Nov. 12.
- Added five points in 17 minutes of action in her Kentucky debut vs. Sacramento State.

- Experienced player that won a junior college national championship.
- Missed her second year of junior college with an injury, but came into summer workouts motivated and was able to participate in summer workouts.

2017-18 Season Highs

POINTS:	12 at Florida, 01/11/18
FGM:	5, 3x, last at Arkansas, 01/29/18
FGA:	10 at Arkansas, 01/29/18
FTM:	3 vs. Sacramento St., 11/10/17
FTA:	4 vs. Sacramento St., 11/10/17
3FGM:	2 at Florida, 01/11/18
3FGA:	3 at Florida, 01/11/18
O-REBOUNDS:	4 vs. Marshall, 11/26/17
D-REBOUNDS:	4 vs. Gardner-Webb, 11/12/17
TOTAL REBOUNDS:	5, twice, last vs. Marshall, 11/26/17
ASSISTS:	3, twice, last at Baylor, 11/30/17
BLOCKS:	-
STEALS:	2, twice, last at Arkansas, 01/29/18
MINUTES:	31 at Vanderbilt, 01/15/18

Career Highs

POINTS:	12 at Florida, 01/11/18
FGM:	5, 3x, last at Arkansas, 01/29/18
FGA:	10 at Arkansas, 01/29/18
FTM:	3 vs. Sacramento St., 11/10/17
FTA:	4 vs. Sacramento St., 11/10/17
3FGM:	2 at Florida, 01/11/18
3FGA:	3 at Florida, 01/11/18
O-REBOUNDS:	4 vs. Marshall, 11/26/17
D-REBOUNDS:	4 vs. Gardner-Webb, 11/12/17
TOTAL REBOUNDS:	5, twice, last vs. Marshall, 11/26/17
ASSISTS:	3, twice, last at Baylor, 11/30/17
BLOCKS:	-
STEALS:	2, twice, last at Arkansas, 01/29/18
MINUTES:	31 at Vanderbilt, 01/15/18

Paschal's 2017-18 Game-by-Game Statistics

Opponent	Min	FG-A	3PT-A	FT-A	O-D-T	PF	A	TO	BS	ST	PTS
vs. Sacramento St.	17	1-2	0-1	3-4	0-0-0	0	2	0	0	0	5
vs. Gardner-Webb	15	2-4	0-1	0-0	1-4-5	1	2	0	0	0	4
at Montana	8	0-2	0-1	0-0	0-1-1	1	1	1	0	0	0
at Washington St.	15	4-7	0-1	0-0	2-1-3	0	3	1	0	0	8
vs. Morehead St.	20	5-8	0-1	1-3	1-1-2	0	2	0	0	0	11
vs. Marshall	11	0-4	0-0	2-2	4-1-5	0	0	1	0	0	2
at Baylor	17	0-2	0-0	0-2	2-1-3	1	3	0	0	0	0
vs. Tennessee Tech	15	1-2	0-0	1-2	1-1-2	1	2	2	0	0	3
vs. Evansville	8	2-3	1-1	0-0	0-2-2	0	0	0	0	0	5
at FGCU	9	1-5	0-1	0-0	0-1-1	0	0	0	0	0	2
at Miami (Fla.)	20	1-3	0-1	2-2	1-1-2	3	1	0	0	1	4
vs. Louisville	4	0-1	0-0	1-2	0-0-0	1	0	0	0	0	1
vs. California					DNP - Coach's Decision						
at Middle Tennessee	10	1-2	0-0	0-0	0-2-2	1	0	0	0	0	2
vs. Tennessee					DNP - Coach's Decision						
at TAMU	3	0-1	0-0	0-0	0-0-0	0	0	1	0	0	0
vs Georgia	4	0-0	0-0	1-2	0-0-0	0	0	0	0	0	1
at Florida	21	5-8	2-3	0-0	0-0-0	1	1	1	0	2	12
at Vanderbilt	31	1-8	0-2	0-2	2-0-2	1	2	2	0	0	2
vs. South Carolina	4	0-0	0-0	0-0	1-0-1	0	0	0	0	0	0
vs. Alabama	10	1-1	0-0	0-0	1-0-1	0	2	0	0	0	2
at Arkansas	22	5-10	0-1	0-0	1-2-3	2	0	1	0	2	10
vs. Auburn	28	2-4	0-2	1-1	1-2-3	0	2	2	0	1	5
vs. LSU											
at Missouri											
at Mississippi St.											
vs. Arkansas											
at South Carolina											
at Ole Miss											
vs. Mississippi St.											

* Started game

Extras

	17-18	Career
Scored 10+ Points	3	3
Scored 15+ Points	-	-
Scored 20+ Points	-	-
Double-figure Rebounds	-	-
Double-doubles	-	-
3+ Assists	2	2
2+ Steals	2	2
Led UK in Scoring	-	-
Led UK in Rebounds	-	-
Led UK in Assists	-	-
Led UK in Steals	1	1
Led UK in Blocks	-	-

Amanda Paschal's Career Stats

Year	GP-GS	MIN	FG-FGA	PCT	3FG-FGA	PCT	FT-FTA	PCT	OFF-DEF	TOT-AVG	PF-FO	A	TO	BLK	ST	PTS-AVG
2017-18	21-0	292-13.9	32-77	.416	3-16	.188	12-22	.545	18-20	38-1.8	13-0	23	12	0	6	79-3.8
TOTAL	21-0	292-13.9	32-77	.416	3-16	.188	12-22	.545	18-20	38-1.8	13-0	23	12	0	6	79-3.8

KENTUCKY WBB 2017-18 PLAYER BIOS

14

TATYANA WYATT • 6-2 • FORWARD • FRESHMAN

COLUMBUS, GA. (COLUMBUS HS)



2017-18 (Freshman)

- Made her third career start at Florida, adding six points and a career-high six defensive rebounds.
- Had a career-high five defensive boards vs. No. 7 Tennessee.
- Added 10 points vs. No. 24 Cal on Dec. 21.
- Scored in double figures for the fifth time this season against No. 3 Louisville, adding 10 points.
- Made her first career start against FGCU, playing a season-high 20 minutes, scoring 11 points with eight rebounds.
- Recorded her first career double-double against Evansville with 20 points and 10 rebounds.
- The first player on the team to record a 20-10 game this season.
- Played a then-season-high 16 minutes against Tennessee Tech, adding 12 points on 6-of-9 shooting.

- Recorded a career-high and team-high three blocks in the win over Tennessee Tech.
- Sat out five games due to concussion protocol at the beginning of the season, and made her return to the court vs. No. 9 Baylor.
- Added 13 points in just 15 minutes of play in her collegiate debut vs. Sacramento State, going 5-of-6 from the floor, and 2-of-3 from the charity stripe in the contest.
- Was the highest-scoring newcomer in Kentucky's season opener.

Wyatt's 2017-18 Game-by-Game Statistics

Opponent	Min	FG-A	3PT-A	FT-A	O-D-T	PF	A	TO	BS	ST	PTS
vs. Sacramento St.	15	5-6	1-2	2-3	0-2-2	2	0	1	0	1	13
vs. Gardner-Webb					DND - Concussion						
at Montana					DND - Concussion						
at Washington St.					DND - Concussion						
vs. Morehead St.					DND - Concussion						
vs. Marshall					DND - Concussion						
at Baylor	13	1-7	1-3	0-2	3-1-4	4	0	2	0	0	3
vs. Tennessee Tech	16	6-9	0-1	0-1	2-1-3	3	2	2	3	0	12
vs. Evansville	19	8-11	1-2	3-4	8-2-10	0	0	2	1	1	20
at FGCU	20*	5-12	0-2	1-1	5-3-8	4	1	4	1	1	11
at Miami (Fla.)	20*	2-8	2-4	0-0	1-1-2	2	0	1	0	0	6
vs. Louisville	19	3-6	1-2	3-4	0-2-2	2	0	0	0	0	10
vs. California	23	3-7	2-3	2-2	4-2-6	4	1	1	0	1	10
at Middle Tennessee	22	2-4	1-3	4-4	0-2-2	3	1	2	1	0	9
vs. Tennessee	18	2-5	0-1	0-0	1-5-6	0	0	0	0	1	4
at TAMU	12	2-2	0-0	2-2	0-1-1	1	0	0	0	0	6
vs. Georgia	10	0-4	0-0	2-4	0-1-1	1	0	1	1	0	2
at Florida	33*	3-11	0-2	0-0	0-6-6	2	0	2	0	0	6
at Vanderbilt	18*	1-8	0-1	0-0	0-4-4	5	0	1	0	1	2
vs. South Carolina					DND - Concussion						
vs. Alabama					DND - Concussion						
at Arkansas					DND - Concussion						
vs. Auburn	1	0-0	0-0	0-0	0-1-1	0	0	0	0	0	0
vs. LSU											
at Missouri											
at Mississippi St.											
vs. Arkansas											
at South Carolina											
at Ole Miss											
vs. Mississippi St.											

* Started game

2017-18 Season Highs

POINTS:	20 vs. Evansville, 12/05/17
FGM:	8 vs. Evansville, 12/05/17
FGA:	12 at FGCU, 12/08/17
FTM:	4 at MTSU, 12/28/17
FTA:	4, 4x, last vs. Georgia, 01/07/18
3FGM:	2, twice, last vs. Cal, 12/21/17
3FGA:	4 at Miami, 12/10/17
O-REBOUNDS:	8 vs. Evansville, 12/05/17
D-REBOUNDS:	6 at Florida, 01/11/18
TOTAL REBOUNDS:	10 vs. Evansville, 12/05/17
ASSISTS:	2 vs. Tennessee Tech, 12/03/17
BLOCKS:	3 vs. Tennessee Tech, 12/03/17
STEALS:	1, 6x, last at Vanderbilt, 01/15/18
MINUTES:	33 at Florida, 01/11/18

Career Highs

POINTS:	20 vs. Evansville, 12/05/17
FGM:	8 vs. Evansville, 12/05/17
FGA:	12 at FGCU, 12/08/17
FTM:	4 at MTSU, 12/28/17
FTA:	4, 4x, last vs. Georgia, 01/07/18
3FGM:	2, twice, last vs. Cal, 12/21/17
3FGA:	4 at Miami, 12/10/17
O-REBOUNDS:	8 vs. Evansville, 12/05/17
D-REBOUNDS:	6 at Florida, 01/11/18
TOTAL REBOUNDS:	10 vs. Evansville, 12/05/17
ASSISTS:	2 vs. Tennessee Tech, 12/03/17
BLOCKS:	3 vs. Tennessee Tech, 12/03/17
STEALS:	1, 6x, last at Vanderbilt, 01/15/18
MINUTES:	33 at Florida, 01/11/18

Extras

	17-18	Career
Scored 10+ Points	6	6
Scored 15+ Points	1	1
Scored 20+ Points	1	1
Made 3+ 3FG	-	-
Double-figure Rebounds	1	1
Double-doubles	1	1
3+ Assists	-	-
2+ Steals	-	-
Led UK in Scoring	1	1
Led UK in Rebounds	2	2
Led UK in Assists	-	-
Led UK in Steals	1	1
Led UK in Blocks	2	2

Tatyana Wyatt's Career Stats

Year	GP-GS	MIN	FG-FGA	PCT	3FG-FGA	PCT	FT-FTA	PCT	OFF-DEF	TOT-AVG	PF-FO	A	TO	BLK	ST	PTS-AVG
2017-18	15-4	259-17.3	43-100	.430	9-26	.346	19-27	.704	24-34	58-3.9	33-1	5	19	7	6	114-7.6
TOTAL	15-4	259-17.3	43-100	.430	9-26	.346	19-27	.704	24-34	58-3.9	33-1	5	19	7	6	114-7.6

KENTUCKY WBB 2017-18 PLAYER BIOS

15

JESSICA HARDIN • 5-8 • GUARD • R-SENIOR

MONTICELLO, KY. (BELLARMINE/WAYNE COUNTY HS)



2017-18 (Redshirt-Senior)

- Scored three points vs. Morehead State on 1-of-2 3-point shooting.
- Added one 3-pointer and one assist in the win over GWU.
- Played five minutes with one assist in UK's 2017-18 season opener.
- Former Kentucky high school standout that played at Bellarmine her freshman season before transferring to UK to focus on academics.
- Walked on the team during the summer of 2016 and impressed the coaches with her work ethic and skill and was awarded a scholarship at the end of summer workouts.
- Played in 16 games with 12.3 minutes per game in 2016-17, missing significant time after non-conference play due to a concussion.
- Led the Wildcats in 3-point percentage last season, going 12-of-33 from long range.

2017-18 Season Highs

POINTS:	3, 3x, last vs. Tennessee Tech, 12/03/17
FGM:	1, 3x, last vs. Tennessee Tech, 12/03/17
FGA:	3 vs. Morehead State, 11/22/17
FTM:	1 vs. Evansville, 12/05/17
FTA:	2 vs. Evansville, 12/05/17
3FGM:	1, 3x, last vs. Tennessee Tech, 12/03/17
3FGA:	2, 4x, last vs. Tennessee Tech, 12/03/17
O-REBOUNDS:	-
D-REBOUNDS:	1, 4x, last at Miami, 12/10/17
TOTAL REBOUNDS:	1, 4x, last at Miami, 12/10/17
ASSISTS:	1, 3x, last vs. Marshall, 11/26/17
BLOCKS:	-
STEALS:	1 vs. Tennessee Tech, 12/03/17
MINUTES:	8 at Montana, 11/16/17

Career Highs

POINTS:	19 vs. Quincy, 02/06/14
FGM:	7 vs. Quincy, 02/06/14
FGA:	14, 3x, last vs. Maryville, 03/02/14
FTM:	6, vs. North Alabama, 11/17/13
FTA:	7 vs. Truman State, 02/08/14
3FGM:	5, 3x, last vs. Quincy, 02/06/14
3FGA:	11, at Maryville, 03/02/14
O-REBOUNDS:	5, vs. William Jewell, 01/03/14
D-REBOUNDS:	5, vs. Missouri-St. Louis, 02/13/14
TOTAL REBOUNDS:	7, 2x, last vs. Missouri-St. Louis, 02/13/14
ASSISTS:	3, vs. Indianapolis, 02/22/14
BLOCKS:	1, 4x, last vs. Missouri-St. Louis, 02/13/14
STEALS:	3, vs. Kentucky State, 11/24/13
MINUTES:	29, vs. Southern Indiana, 01/2014

Hardin's 2017-18 Game-by-Game Statistics

Opponent	Min	FG-A	3PT-A	FT-A	O-D-T	PF	A	TO	BS	ST	PTS
vs. Sacramento St.	5	0-0	0-0	0-0	0-0-0	0	1	1	0	0	0
vs. Gardner-Webb	7	1-2	1-2	0-0	0-1-1	1	1	0	0	0	3
at Montana	8	0-2	0-1	0-0	0-0-0	0	0	0	0	0	0
at Washington St.	3	0-2	0-2	0-0	0-0-0	1	0	0	0	1	0
vs. Morehead St.	6	1-3	1-2	0-0	0-1-1	1	0	0	0	0	3
vs. Marshall	7	0-1	0-1	0-0	0-0-0	0	1	0	0	0	0
at Baylor					DNP - Coach's Decision						
vs. Tennessee Tech	6	1-2	1-2	0-0	0-1-1	1	0	1	0	1	3
vs. Evansville	6	0-1	0-1	1-2	0-0-0	0	0	0	0	0	1
at FGCU					DNP - Coach's Decision						
at Miami (Fla.)	3	0-0	0-0	0-0	0-1-1	0	0	0	0	0	0
vs. Louisville					DNP - Coach's Decision						
vs. California					DNP - Coach's Decision						
at Middle Tennessee					DNP - Coach's Decision						
vs. Tennessee					DNP - Coach's Decision						
at TAMU					DNP - Coach's Decision						
vs Georgia					DNP - Coach's Decision						
at Florida					DNP - Coach's Decision						
at Vanderbilt					DNP - Coach's Decision						
vs. South Carolina					DNP - Coach's Decision						
vs. Alabama	1	0-1	0-1	0-0	0-1-1	0	0	0	0	0	0
at Arkansas					DNP - Coach's Decision						
vs. Auburn	1	0-0	0-0	0-0	0-0-0	0	0	1	0	0	0
vs. LSU											
at Missouri											
at Mississippi St.											
vs. Arkansas											
at South Carolina											
at Ole Miss											
vs. Mississippi St.											

* Started game

Extras

	17-18	Career
Scored 10+ Points	-	12
Scored 15+ Points	-	4
Scored 20+ Points	-	-
Made 3+ 3FG	-	10
Double-figure Rebounds	-	-
Double-doubles	-	-
3+ Assists	-	1
2+ Steals	-	4
Led UK in Scoring	-	-
Led UK in Rebounds	-	-
Led UK in Assists	-	-
Led UK in Steals	-	1
Led UK in Blocks	-	1

Jessica Hardin's Career Stats

Year	GP-GS	MIN	FG-FGA	PCT	3FG-FGA	PCT	FT-FTA	PCT	OFF-DEF	TOT-AVG	PF-FO	A	TO	BLK	ST	PTS-AVG
2013-14*	26-16	535-20.5	80-217	.369	52-140	.371	37-54	.685	28-45	73-2.8	74-2	23	33	4	20	249-9.6
2016-17	16-0	196-12.3	15-52	.288	12-33	.364	7-9	.778	7-14	21-1.3	19-0	5	2	1	2	49-3.1
2017-18	11-0	53-4.8	3-13	.231	3-11	.273	1-2	.500	0-4	4-0.4	4-0	3	3	0	2	10-0.9
TOTAL	53-16	784-14.8	98-282	.348	67-184	.364	45-65	.692	35-63	98-1.8	97-2	31	38	5	24	308-5.8

* at Bellarmine

KENTUCKY WBB 2017-18 PLAYER BIOS

20

DORIE HARRISON • 6-3 • CENTER • FRESHMAN

NASHVILLE, TENN. (HILLSBORO HS)



2017-18 (Freshman)

- Named SEC Freshman of the Week after having back-to-back games with career scoring efforts vs Alabama and at Arkansas.
- Led Kentucky in scoring for the first time in her career against Arkansas, scoring 16 points off the bench.
- Made a career-high six free throws, going 6-of-6 from the line at Arkansas.
- Matched her career high with nine rebounds vs. Georgia.
- Had a career-high five blocks against Evansville.
- Led UK in rebounds for the third time this season against Tennessee Tech, grabbing a season-high five offensive boards and seven total.
- Was Kentucky's leading rebounder at No. 9 Baylor, grabbing seven boards.
- Had five points and three boards in just 12 minutes of play vs. Morehead State.
- Had five points with five rebounds vs. GWU on Nov. 12.
- Earned the starting spot in her regular season debut for Kentucky.
- Was just one rebound shy of a double-double vs. Sacramento State, posting 10 points and nine boards in her freshman debut.
- Scored all 10 of her points vs. Sacramento State in the second half.

2017-18 Season Highs

POINTS:	16 at Arkansas, 01/29/18
FGM:	5, twice, last at Arkansas, 01/29/18
FGA:	14 at Arkansas, 01/29/18
FTM:	6 at Arkansas, 01/29/18
FTA:	6, 3x, last at Arkansas, 01/29/18
3FGM:	-
3FGA:	-
O-REBOUNDS:	5 vs. Tennessee Tech, 12/03/17
D-REBOUNDS:	7 vs. Sacramento St., 11/10/17
TOTAL REBOUNDS:	9 vs. Sacramento St., 11/10/17
ASSISTS:	3 vs. Sacramento St., 11/10/17
BLOCKS:	5 vs. Evansville, 12/05/17
STEALS:	2, 3x, last vs. Auburn, 02/01/18
MINUTES:	30 vs. South Carolina, 01/21/18

Career Highs

POINTS:	16 at Arkansas, 01/29/18
FGM:	5, twice, last at Arkansas, 01/29/18
FGA:	14 at Arkansas, 01/29/18
FTM:	6 at Arkansas, 01/29/18
FTA:	6, 3x, last at Arkansas, 01/29/18
3FGM:	-
3FGA:	-
O-REBOUNDS:	5 vs. Tennessee Tech, 12/03/17
D-REBOUNDS:	7 vs. Sacramento St., 11/10/17
TOTAL REBOUNDS:	9 vs. Sacramento St., 11/10/17
ASSISTS:	3 vs. Sacramento St., 11/10/17
BLOCKS:	5 vs. Evansville, 12/05/17
STEALS:	2, 3x, last vs. Auburn, 02/01/18
MINUTES:	30 vs. South Carolina, 01/21/18

Harrison's 2017-18 Game-by-Game Statistics

Opponent	Min	FG-A	3PT-A	FT-A	O-D-T	PF	A	TO	BS	ST	PTS
vs. Sacramento St.	20*	4-11	0-0	2-5	2-7-9	3	3	2	1	0	10
vs. Gardner-Webb	21*	2-12	0-0	1-2	4-1-5	1	0	0	0	0	5
at Montana	26*	4-8	0-0	1-2	3-5-8	0	1	2	0	0	9
at Washington St.	14*	2-5	0-0	0-0	1-3-4	2	0	3	0	1	4
vs. Morehead St.	12*	2-4	0-0	1-2	0-3-3	5	2	2	1	0	5
vs. Marshall	14*	0-6	0-0	1-2	1-2-3	2	1	2	0	1	1
at Baylor	14	1-6	0-0	2-4	3-4-7	1	1	1	1	0	4
vs. Tennessee Tech	15	3-12	0-0	1-2	5-2-7	2	1	3	0	0	7
vs. Evansville	17	2-4	0-0	2-6	0-3-3	2	1	1	5	0	6
at FGCU	3	1-3	0-0	0-0	0-0-0	2	0	0	0	0	2
at Miami (Fla.)	5	1-3	0-0	0-0	0-0-0	3	0	0	0	0	2
vs. Louisville	4	1-2	0-0	0-0	0-0-0	0	0	0	0	0	2
vs. California	5	2-4	0-0	0-0	3-0-3	0	0	1	0	0	4
at Middle Tennessee	7	0-2	0-0	1-2	1-0-1	4	0	1	1	0	1
vs. Tennessee	17	4-9	0-0	1-1	0-1-1	0	0	1	1	0	9
at TAMU	9*	2-3	0-0	0-0	1-2-3	4	0	1	0	0	4
vs Georgia	25*	2-11	0-0	1-2	4-5-9	2	2	4	0	1	5
at Florida	22	3-7	0-0	1-2	1-4-5	1	2	2	0	0	7
at Vanderbilt	22	3-7	0-0	0-0	2-3-5	1	0	2	2	2	6
vs. South Carolina	30	4-11	0-0	3-5	3-4-7	3	0	3	1	1	11
vs. Alabama	27	5-9	0-0	5-6	0-5-5	3	0	1	1	1	15
at Arkansas	23	5-14	0-0	6-6	2-2-4	3	0	3	1	2	16
vs. Auburn	13	2-4	0-0	2-2	1-1-2	4	0	1	1	2	6
vs. LSU											
at Missouri											
at Mississippi St.											
vs. Arkansas											
at South Carolina											
at Ole Miss											
vs. Mississippi St.											

* Started game

Extras

	17-18	Career
Scored 10+ Points	4	4
Scored 15+ Points	2	2
Scored 20+ Points	-	-
Made 3+ 3FG	-	-
Double-figure Rebounds	-	-
Double-doubles	-	-
3+ Assists	1	1
2+ Steals	3	3
Led UK in Scoring	1	1
Led UK in Rebounds	6	6
Led UK in Assists	2	2
Led UK in Steals	1	1
Led UK in Blocks	7	7

Dorie Harrison's Career Stats

Year	GP-GS	MIN	FG-FGA	PCT	3FG-FGA	PCT	FT-FTA	PCT	OFF-DEF	TOT-AVG	PF-FO	A	TO	BLK	ST	PTS-AVG
2017-18	23-8	365-15.9	55-157	.350	0-0	.000	31-51	.608	37-57	94-4.1	48-1	14	36	16	11	141-6.1
TOTAL	23-8	365-15.9	55-157	.350	0-0	.000	31-51	.608	37-57	94-4.1	48-1	14	36	16	11	141-6.1

KENTUCKY WBB 2017-18 PLAYER BIOS

21

OGECHI ANYAGALIGBO • 6-1 • FORWARD • JUNIOR

MIAMI, FLA. (STONY BROOK/MIAMI COUNTRY DAY)



2017-18 (Junior)

- Sustained a torn ACL in her left knee during the exhibition vs. Southern Indiana and will miss the entire 2017-18 season.
- Transfer from Stony Brook that had to sit out last season due to NCAA transfer rules, but practiced with the team.
- Was named the America East Conference Rookie of the Year last season at Stony Brook after averaging 10.1 points and 9.0 rebounds per game.

2017-18 Season Highs

POINTS:	-
FGM:	-
FGA:	-
FTM:	-
FTA:	-
3FGM:	-
3FGA:	-
O-REBOUNDS:	-
D-REBOUNDS:	-
TOTAL REBOUNDS:	-
ASSISTS:	-
BLOCKS:	-
STEALS:	-
MINUTES:	-

Career Highs

POINTS:	23 vs. LIU, 12/21/15
FGM:	10 vs. LIU, 12/21/15
FGA:	16 vs. LIU, 12/21/15
FTM:	4 vs. Hartford, 03/05/16
FTA:	6 vs. Syracuse, 12/06/15
3FGM:	-
3FGA:	-
O-REBOUNDS:	5, 2x, last vs. Hartford, 12/30/15
D-REBOUNDS:	16 vs. Wagner, 12/18/15
TOTAL REBOUNDS:	19 vs. Wagner, 12/18/15
ASSISTS:	3 vs. UMBC, 01/13/16
BLOCKS:	4 vs. New Hampshire, 1/16/16
STEALS:	3 vs. New Hampshire, 1/16/16
MINUTES:	39 vs. St. Bonaventure, 12/01/15

Anyagaligbo's 2017-18 Game-by-Game Statistics

Opponent	Min	FG-A	3PT-A	FT-A	O-D-T	PF	A	TO	BS	ST	PTS
vs. Sacramento St.											
vs. Gardner-Webb											
at Montana											
at Washington St.											
vs. Morehead St.											
vs. Marshall											
at Baylor											
vs. Tennessee Tech											
vs. Evansville											
at FGCU											
at Miami (Fla.)											
vs. Louisville											
vs. California											
at Middle Tennessee											
vs. Tennessee											
at TAMU											
vs Georgia											
at Florida											
at Vanderbilt											
vs. South Carolina											
vs. Alabama											
at Arkansas											
vs. Auburn											
vs. LSU											
at Missouri											
at Mississippi St.											
vs. Arkansas											
at South Carolina											
at Ole Miss											
vs. Mississippi St.											

* Started game

Extras

	17-18	Career
Scored 10+ Points	-	16
Scored 15+ Points	-	4
Scored 20+ Points	-	1
Made 3+ 3FG	-	-
Double-figure Rebounds	-	12
Double-doubles	-	9
3+ Assists	-	-
2+ Steals	-	7
Led UK in Scoring	-	-
Led UK in Rebounds	-	-
Led UK in Assists	-	-
Led UK in Steals	-	-
Led UK in Blocks	-	-

Ogechi Anyagaligbo's Career Stats

Year	GP-GS	MIN	FG-FGA	PCT	3FG-FGA	PCT	FT-FTA	PCT	OFF-DEF	TOT-AVG	PF-FO	A	TO	BLK	ST	PTS-AVG
2015-16*	32-31	916-28.6	135-243	.556	0-0	.000	54-89	.607	75-214	289-9.0	81-2	23	81	41	26	324-10.1
2016-17									DNP - Transfer							
2017-18									DNP - Torn ACL							
TOTAL	32-31	916-28.6	135-243	.556	0-0	.000	54-89	.607	75-214	289-9.0	81-2	23	81	41	26	324-10.1

* at Stony Brook

KENTUCKY WBB 2017-18 PLAYER BIOS

22

MAKENZIE CANN • 6-1 • GUARD • SENIOR

LAWRENCEBURG, KY. (CINCINNATI/ANDERSON COUNTY HS)



2017-18 (Senior)

- Led Kentucky in scoring with 10 points against Georgia.
- Went 4-of-8 from beyond the arc vs. No. 19 Texas A&M, adding 14 points for UK.
- Matched her career high with 10 rebounds against FGCU.
- Is second on the team in 3-pointers made this season with 35.
- Leads UK in free throw percentage, having gone 15-of-17 (.882) from the line.
- Recorded her first career double-double in the win over Washington State, adding 15 points and a career-high 10 rebounds.
- Followed that with her second consecutive double-double, matching her 15 and 10 line.
- Also had a career-high five assist in the win over Morehead State.
- Went 3-of-9 from beyond the arc against WSU and went 4-of-4 from the charity stripe in the final three minutes of the game to ice it.

- Was 3-of-5 from long range in the win over Morehead State.
- Kentucky's second-highest scoring performer in the season opening win, adding 17 points on 4-of-6 3-point shooting.
- Tied a career high vs. Sacramento State with three offensive boards.
- Her 17 points vs. Sacramento State marked her highest point production since Nov. 17 of last season, where she scored a career-high 20 points vs. New Hampshire.

2017-18 Season Highs

POINTS:	17 vs. Sacramento St., 11/10/17
FGM:	6 vs. Sacramento St., 11/10/17
FGA:	13 at TAMU, 01/04/18
FTM:	4, twice, last vs. Georgia, 01/07/18
FTA:	4, twice, last vs. Georgia, 01/07/18
3FGM:	4, twice, last at TAMU, 01/04/18
3FGA:	9 at Washington State, 11/19/17
O-REBOUNDS:	4 vs. Gardner-Webb, 11/12/17
D-REBOUNDS:	9 at Washington State, 11/19/17
TOTAL REBOUNDS:	10, 3x, last at FGCU, 12/08/17
ASSISTS:	6 vs. Evansville, 12/05/17
BLOCKS:	1, twice, last at Baylor, 11/30/17
STEALS:	2, 6x, last vs. Auburn, 02/01/18
MINUTES:	38 at FGCU, 12/08/17

Career Highs

POINTS:	23 vs. UCF, 03/06/15
FGM:	6, 4x, last vs. Sacramento St., 11/10/17
FGA:	13 at TAMU, 01/04/18
FTM:	5, twice, last vs. UCF, 03/06/15
FTA:	6 vs. UCF, 03/06/15
3FGM:	6, twice, last vs. New Hampshire, 11/17/16
3FGA:	12 vs. USF, 02/07/15
O-REBOUNDS:	4 vs. Gardner-Webb, 11/12/17
D-REBOUNDS:	9 at Washington State, 11/19/17
TOTAL REBOUNDS:	10, 3x, last at FGCU, 12/08/17
ASSISTS:	6 vs. Evansville, 12/05/17
BLOCKS:	1, 9x, last at Baylor, 11/30/17
STEALS:	5 at Duke, 12/29/16
MINUTES:	45 at Louisville, 12/04/16

Cann's 2017-18 Game-by-Game Statistics

Opponent	Min	FG-A	3PT-A	FT-A	O-D-T	PF	A	TO	BS	ST	PTS
vs. Sacramento St.	29*	6-9	4-6	1-1	3-3-6	1	1	2	0	0	17
vs. Gardner-Webb	24*	4-7	2-4	0-0	4-3-7	1	0	1	1	1	10
at Montana	23*	2-5	2-5	0-0	0-0-0	4	2	1	0	2	6
at Washington St.	37*	4-10	3-9	4-4	1-9-10	0	3	0	0	1	15
vs. Morehead St.	29*	5-8	3-5	2-2	2-8-10	1	5	2	1	1	15
vs. Marshall	27*	3-6	1-3	0-0	1-3-4	0	3	0	0	0	7
at Baylor	33*	4-8	2-3	0-0	1-0-1	1	0	3	1	0	10
vs. Tennessee Tech	19*	3-6	1-4	1-1	0-1-1	2	2	0	0	0	8
vs. Evansville	27*	3-7	1-3	0-0	0-2-2	2	6	0	0	0	7
at FGCU	38*	1-6	0-3	0-0	2-8-10	0	2	1	0	2	2
at Miami (Fla.)	33*	0-6	0-4	1-2	2-2-4	5	2	2	0	1	1
vs. Louisville	28*	2-4	2-3	0-0	0-0-0	2	1	1	0	0	6
vs. California	20*	1-5	1-5	0-0	1-1-2	1	0	1	0	0	3
at Middle Tennessee	22*	1-6	0-3	0-0	0-1-1	0	3	1	0	1	2
vs. Tennessee	24*	1-8	1-7	0-0	0-1-1	0	2	2	0	0	3
at TAMU	29*	4-13	4-8	2-2	0-0-0	0	4	1	0	0	14
vs Georgia	34*	2-8	2-6	4-4	0-5-5	2	0	2	0	0	10
at Florida	15*	1-2	1-1	0-0	0-0-0	0	1	0	0	0	3
at Vanderbilt	15*	0-3	0-3	0-0	0-1-1	1	0	0	0	2	0
vs. South Carolina	36*	1-7	1-5	0-0	0-2-2	1	0	1	0	1	3
vs. Alabama	31*	2-4	2-4	0-0	1-4-5	0	1	0	0	2	6
at Arkansas	31*	5-9	2-5	0-1	1-1-2	0	2	0	0	2	12
vs. Auburn	31*	0-5	0-3	0-0	0-8-8	0	2	2	0	2	0
vs. LSU											
at Missouri											
at Mississippi St.											
vs. Arkansas											
at South Carolina											
at Ole Miss											
vs. Mississippi St.											

* Started game

Extras

	17-18	Career
Scored 10+ Points	8	23
Scored 15+ Points	3	7
Scored 20+ Points	-	2
Made 3+ 3FG	4	14
Double-figure Rebounds	3	3
Double-doubles	2	2
3+ Assists	6	16
2+ Steals	6	10
Led UK in Scoring	1	2
Led UK in Rebounds	3	3
Led UK in Assists	4	6
Led UK in Steals	3	8
Led UK in Blocks	1	3

Makenzie Cann's Career Stats

Year	GP-GS	MIN	FG-FGA	PCT	3FG-FGA	PCT	FT-FTA	PCT	OFF-DEF	TOT-AVG	PF-FO	A	TO	BLK	ST	PTS-AVG
2014-15*	31-1	710-22.9	66-191	.346	51-139	.367	33-39	.846	8-50	58-1.9	36-0	37	21	5	11	216-7.0
2015-16									DNP-Transfer							
2016-17	32-4	897-28.0	63-198	.318	42-152	.276	16-25	.640	40-72	112-3.5	44-0	37	30	3	18	184-5.8
2017-18	23-23	635-27.6	55-152	.362	35-102	.343	15-17	.882	19-63	82-3.6	24-1	42	23	3	18	160-7.0
TOTAL	86-28	2242-26.1	184-541	.340	128-393	.326	64-81	.790	67-185	252-2.9	104-1	116	74	11	47	560-6.5


* at Cincinnati

KENTUCKY WBB 2017-18 PLAYER BIOS

23

KAMERON ROACH • 5-6 • GUARD • FRESHMAN

HOPKINS, S.C. (LOWER RICHLAND HS)



2017-18 (Freshman)

- Had four points on 2-of-2 shooting and added two defensive boards in nine minutes vs. Gardner-Webb.
- Added six points, two boards, three assists, one block and one steal in her collegiate debut.
- Played 16 minutes in the season opener vs. Sacramento State.
- Went 4-of-4 from the charity stripe in the season opener.
- Missed her senior year of high school with an injury, but performed well during summer conditioning and workouts.
- Was a four-star prospect according to ProspectsNation.com and three-star guard by ESPN.com.

2017-18 Season Highs

POINTS:	6 vs. Sacramento St., 11/10/17
FGM:	2, 3x, last at Miami, 12/10/17
FGA:	6 vs. Tennessee Tech, 12/03/17
FTM:	4 vs. Sacramento St., 11/10/17
FTA:	4 vs. Sacramento St., 11/10/17
3FGM:	-
3FGA:	2 vs. Tennessee Tech, 12/03/17
O-REBOUNDS:	1 vs. Sacramento St., 11/10/17
D-REBOUNDS:	2, twice, last vs. Tennessee Tech, 12/03/17
TOTAL REBOUNDS:	2, 3x, last vs. Tennessee Tech, 12/03/17
ASSISTS:	3 vs. Sacramento St., 11/10/17
BLOCKS:	1 vs. Sacramento St., 11/10/17
STEALS:	1, 3x, last vs. Evansville, 12/05/17
MINUTES:	16 vs. Sacramento St., 11/10/17

Career Highs

POINTS:	6 vs. Sacramento St., 11/10/17
FGM:	2, 3x, last at Miami, 12/10/17
FGA:	6 vs. Tennessee Tech, 12/03/17
FTM:	4 vs. Sacramento St., 11/10/17
FTA:	4 vs. Sacramento St., 11/10/17
3FGM:	-
3FGA:	2 vs. Tennessee Tech, 12/03/17
O-REBOUNDS:	1 vs. Sacramento St., 11/10/17
D-REBOUNDS:	2, twice, last vs. Tennessee Tech, 12/03/17
TOTAL REBOUNDS:	2, 3x, last vs. Tennessee Tech, 12/03/17
ASSISTS:	3 vs. Sacramento St., 11/10/17
BLOCKS:	1 vs. Sacramento St., 11/10/17
STEALS:	1, 3x, last vs. Evansville, 12/05/17
MINUTES:	16 vs. Sacramento St., 11/10/17

Roach's 2017-18 Game-by-Game Statistics

Opponent	Min	FG-A	3PT-A	FT-A	O-D-T	PF	A	TO	BS	ST	PTS
vs. Sacramento St.	16	1-5	0-0	4-4	1-1-2	0	3	2	1	1	6
vs. Gardner-Webb	9	2-2	0-0	0-0	0-2-2	1	0	2	0	0	4
at Montana	4	0-0	0-0	0-0	0-0-0	1	0	0	0	0	0
at Washington St.					DNP - Coach's Decision						
vs. Morehead St.	14	1-3	0-0	0-0	0-0-0	2	0	1	0	0	2
vs. Marshall	6	0-0	0-0	0-0	0-1-1	0	1	0	0	0	0
at Baylor					DNP - Coach's Decision						
vs. Tennessee Tech	14	1-6	0-2	0-0	0-2-2	3	0	1	0	1	2
vs. Evansville	11	2-3	0-0	0-0	0-0-0	2	0	0	0	1	4
at FGCU					DNP - Coach's Decision						
at Miami (Fla.)	15	2-4	0-1	0-0	0-0-0	0	0	4	0	0	4
vs. Louisville					DNP - Coach's Decision						
vs. California	8	0-1	0-0	0-0	0-0-0	1	0	0	0	0	0
at Middle Tennessee	1	0-0	0-0	0-0	0-0-0	1	0	0	0	0	0
vs. Tennessee					DNP - Coach's Decision						
at TAMU					DNP - Coach's Decision						
vs Georgia					DNP - Coach's Decision						
at Florida					DNP - Coach's Decision						
at Vanderbilt	4	1-1	0-0	0-0	0-0-0	0	0	2	0	0	2
vs. South Carolina					DNP - Coach's Decision						
vs. Alabama	2	0-0	0-0	0-0	0-0-0	0	0	0	0	0	0
at Arkansas					DNP - Coach's Decision						
vs. Auburn	2	0-0	0-0	0-0	0-0-0	1	0	1	0	0	0
vs. LSU											
at Missouri											
at Mississippi St.											
vs. Arkansas											
at South Carolina											
at Ole Miss											
vs. Mississippi St.											

* Started game

Extras

	17-18	Career
Scored 10+ Points	-	-
Scored 15+ Points	-	-
Scored 20+ Points	-	-
Made 3+ 3FG	-	-
Double-figure Rebounds	-	-
Double-doubles	-	-
3+ Assists	1	1
2+ Steals	-	-
Led UK in Scoring	-	-
Led UK in Rebounds	-	-
Led UK in Assists	1	1
Led UK in Steals	1	1
Led UK in Blocks	1	1

Kameron Roach's Career Stats

Year	GP-GS	MIN	FG-FGA	PCT	3FG-FGA	PCT	FT-FTA	PCT	OFF-DEF	TOT-AVG	PF-FO	A	TO	BLK	ST	PTS-AVG
2017-18	13-0	106-8.2	10-26	.385	0-4	.000	4-4	1.000	1-6	7-0.5	12-0	4	15	1	3	24-1.8
TOTAL	13-0	106-8.2	10-26	.385	0-4	.000	4-4	1.000	1-6	7-0.5	12-0	4	15	1	3	24-1.8

KENTUCKY WBB 2017-18 PLAYER BIOS

24

TAYLOR MURRAY • 5-6 • GUARD • JUNIOR

ODENTON, MD. (ANNAPOLIS AREA CHRISTIAN)



2017-18 (Junior)

- Recorded her fourth career double-double vs. Alabama with 20 points and 10 assists.
 - The first player in program history to have at least 20 points and 10 assists in an SEC game.
 - Has scored in double digits in six consecutive games, including two games with 20 or more points.
 - Recorded a season-high 23 points and career-high seven steals against Vanderbilt.
 - Led UK in every category against Florida with 19 points, six rebounds, two assists, three steals and one block.
 - Had a team-high six assists with no turnovers against No. 19 Texas A&M.
 - Recorded an impressive stat line against No. 3 Louisville with eight points, seven rebounds seven assists and a season-best five steals.
 - Leads the team in total steals with 50 and assists with 89.
- Provided a balanced force for Kentucky against Washington State, posting a near triple-double with 13 points, seven rebounds and eight assists.
 - Was the stat leader in points, rebounds, assists and steals at Montana on Nov. 16.
 - Recorded her third career double-double at Montana, adding 18 points and 12 boards.
 - Led the Wildcats with 22 points in the season opener against Sacramento State, going 8-of-12 from the floor and 5-of-5 from the free throw line.

Murray's 2017-18 Game-by-Game Statistics

Opponent	Min	FG-A	3PT-A	FT-A	O-D-T	PF	A	TO	BS	ST	PTS
vs. Sacramento St.	29*	8-12	1-3	5-5	0-5-5	2	3	0	1	1	22
vs. Gardner-Webb	25*	3-12	0-3	2-2	0-4-4	1	3	0	0	1	8
at Montana	32*	5-11	2-6	6-6	3-9-12	4	3	2	0	3	18
at Washington St.	36*	5-8	1-2	2-2	3-4-7	2	8	4	0	4	13
vs. Morehead St.	24*	1-4	1-1	4-4	1-1-2	1	6	1	0	1	7
vs. Marshall	31*	5-9	2-3	1-2	3-3-6	1	2	1	0	1	13
at Baylor	33*	1-4	0-0	8-8	2-4-6	1	5	4	0	1	10
vs. Tennessee Tech	26*	3-7	0-1	0-0	2-2-4	1	5	0	0	3	6
vs. Evansville	26*	4-8	1-2	2-4	2-2-4	2	2	0	0	1	11
at FGCU	38*	6-14	0-1	7-8	3-4-7	4	1	3	0	2	19
at Miami (Fla.)	34*	3-8	1-1	1-2	1-7-8	4	2	1	0	0	8
vs. Louisville	40*	3-8	0-1	2-4	1-6-7	1	7	1	0	5	8
vs. California	39*	1-6	0-2	2-2	1-0-1	1	3	2	0	2	4
at Middle Tennessee	26*	2-7	0-2	1-1	1-1-2	4	2	2	0	2	5
vs. Tennessee	37*	2-12	0-3	0-0	1-3-4	2	3	2	0	4	4
at TAMU	40*	3-9	0-1	1-2	2-2-4	1	6	0	0	1	7
vs Georgia	25*	0-6	0-0	0-0	2-2-4	3	4	3	0	2	0
at Florida	37*	8-12	2-2	1-1	3-3-6	2	2	2	1	3	19
at Vanderbilt	40*	8-15	0-1	7-9	0-2-2	3	3	2	0	7	23
vs. South Carolina	40*	7-15	1-4	2-2	0-2-2	1	2	4	0	1	17
vs. Alabama	38*	8-11	1-1	3-4	0-3-3	0	10	1	0	3	20
at Arkansas	36*	3-5	2-2	4-5	0-1-1	1	7	2	0	2	12
vs. Auburn	28*	3-9	1-3	7-8	0-2-2	2	5	1	0	5	14
vs. LSU											
at Missouri											
at Mississippi St.											
vs. Arkansas											
at South Carolina											
at Ole Miss											
vs. Mississippi St.											

* Started game

2017-18 Season Highs

POINTS:	23 at Vanderbilt, 01/15/18
FGM:	8, 4x, last vs. Alabama, 01/25/18
FGA:	15, twice, last vs. South Carolina, 01/21/18
FTM:	8 at Baylor, 11/30/17
FTA:	9 at Vanderbilt, 01/15/18
3FGM:	2, 4x, last at Arkansas, 01/29/18
3FGA:	6 at Montana, 11/16/17
O-REBOUNDS:	3, 5x, last at Florida, 01/11/18
D-REBOUNDS:	9 at Montana, 11/16/17
TOTAL REBOUNDS:	12 at Montana, 11/16/17
ASSISTS:	10 vs. Alabama, 01/25/18
BLOCKS:	1, twice, last at Florida, 01/11/18
STEALS:	7 at Vanderbilt, 01/15/18
MINUTES:	40, 3x, last vs. South Carolina, 01/21/18

Career Highs

POINTS:	29 at South Carolina, 02/26/17
FGM:	9 at South Carolina, 02/26/17
FGA:	15, 3x, last vs. South Carolina, 01/21/18
FTM:	10 at Missouri, 01/30/17
FTA:	10, twice, last at Missouri, 01/30/17
3FGM:	2, 10x, last at Arkansas, 01/29/18
3FGA:	6, 3x, last at Montana, 11/16/17
O-REBOUNDS:	8 at Missouri, 01/30/17
D-REBOUNDS:	11 at LSU, 01/19/17
TOTAL REBOUNDS:	13, twice, last at Missouri, 01/30/17
ASSISTS:	11 vs. Florida, 02/19/17
BLOCKS:	1, 4x, last at Florida, 01/11/18
STEALS:	7 at Vanderbilt, 01/15/18
MINUTES:	44 at Louisville, 12/04/16

Extras

	17-18	Career
Scored 10+ Points	13	41
Scored 15+ Points	7	18
Scored 20+ Points	3	6
Double-Doubles	2	4
Made 3+ 3FG	-	-
Double-figure Rebounds	1	3
5+ Assists	9	22
3+ Steals	8	29
Led UK in Scoring	6	14
Led UK in Rebounds	3	6
Led UK in Assists	16	35
Led UK in Steals	15	48

Taylor Murray's Career Stats

Year	GP-GS	MIN	FG-FGA	PCT	3FG-FGA	PCT	FT-FTA	PCT	OFF-DEF	TOT-AVG	PF-FO	A	TO	BLK	ST	PTS-AVG
2015-16	33-0	757-22.9	81-185	.538	14-52	.269	50-60	.833	20-68	88-2.7	72-0	73	52	1	56	226-6.8
2016-17	30-30	1027-34.2	127-275	.462	11-51	.216	101-120	.842	43-104	147-4.9	57-0	118	48	1	61	366-12.2
2017-18	23-23	760-33.0	92-212	.434	16-45	.356	68-81	.840	31-72	103-4.5	44-0	94	38	2	55	268-11.7
TOTAL	86-53	2544-29.6	300-672	.446	41-148	.277	219-261	.839	94-244	338-3.9	173-0	285	138	4	172	860-10.0

KENTUCKY WBB 2017-18 PLAYER BIOS

32

JAJDA ROPER • 5-6 • GUARD • SOPHOMORE

MEMPHIS, TENN. (HOUSTON HS)



2017-18 (Sophomore)

- Started her second game of the season against Vanderbilt.
- Grabbed a career-high six rebounds in the win over Florida.
- Played a career-high 32 minutes vs. Georgia, adding eight points.
- Made her third career start and first of the season against No. 3 Louisville, adding nine points and two dimes.
- Played a then-career-high 29 minutes at FGCU, adding 11 points and a career-high two steals.
- Recorded a career-high three made 3s against No. 9 Baylor.
- Dished out a season-high five assists, plus had career highs with 5 rebounds and 2 blocks vs. Marshall on Nov. 26.
- Has scored in double-digits in six games this season after not scoring in double-figures a single time last season.

- Recorded a career-high scoring in each of her first three games this season.
- Added a career-high 14 points on 5-of-10 shooting against Montana on Nov. 16.
- Also recorded a career-high five rebounds at Montana.
- Played a career-high 26 minutes in the win over Montana.
- Went 5-of-5 from the floor in the win over GWU.

2017-18 Season Highs

POINTS:	14 at Montana, 11/16/17
FGM:	5, 3x, last at FGCU, 12/08/17
FGA:	10, twice, last vs. Cal, 12/21/17
FTM:	4, 3x, last vs. Georgia, 01/07/18
FTA:	7 vs. Morehead State, 11/22/17
3FGM:	3 at Baylor, 11/30/17
3FGA:	5 at Montana, 11/16/17
O-REBOUNDS:	2, twice, last at Washington State, 11/19/17
D-REBOUNDS:	5, twice, last at Florida, 01/11/18
TOTAL REBOUNDS:	6 at Florida, 01/11/18
ASSISTS:	6, twice, last vs. Evansville, 12/05/17
BLOCKS:	2 vs. Marshall, 11/26/17
STEALS:	2, twice, last vs. Cal, 12/21/17
MINUTES:	32 vs. Georgia, 01/07/18

Career Highs

POINTS:	14 at Montana, 11/16/17
FGM:	5, 3x, last at FGCU, 12/08/17
FGA:	10, twice, last vs. Cal, 12/21/17
FTM:	4, 3x, last vs. Georgia, 01/07/18
FTA:	7 vs. Morehead State, 11/22/17
3FGM:	3 at Baylor, 11/30/17
3FGA:	5 at Montana, 11/16/17
O-REBOUNDS:	2, twice, last at Washington State, 11/19/17
D-REBOUNDS:	5, twice, last at Florida, 01/11/18
TOTAL REBOUNDS:	6 at Florida, 01/11/18
ASSISTS:	6, twice, last vs. Evansville, 12/05/17
BLOCKS:	2 vs. Marshall, 11/26/17
STEALS:	2, twice, last vs. Cal, 12/21/17
MINUTES:	32 vs. Georgia, 01/07/18

Roper's 2017-18 Game-by-Game Statistics

Opponent	Min	FG-A	3PT-A	FT-A	O-D-T	PF	A	TO	BS	ST	PTS
vs. Sacramento St.	21	3-6	1-2	2-2	2-0-2	2	3	1	1	0	9
vs. Gardner-Webb	25	5-5	0-0	0-0	0-1-1	3	2	0	0	0	10
at Montana	26	5-10	1-5	3-3	1-4-5	1	3	3	0	1	14
at Washington St.	21	1-6	0-1	2-3	2-1-3	1	2	2	1	0	4
vs. Morehead St.	25	3-6	0-1	4-7	0-2-2	4	3	2	0	1	10
vs. Marshall	22	0-5	0-1	1-2	0-5-5	0	5	1	2	0	1
at Baylor	24	4-7	3-4	1-4	0-0-0	0	1	1	0	1	12
vs. Tennessee Tech	24	1-5	1-3	4-6	1-3-4	3	6	2	1	1	7
vs. Evansville	23	4-8	0-1	2-5	1-1-2	3	6	1	1	1	10
at FGCU	29	5-8	1-1	0-0	1-3-4	3	2	5	0	2	11
at Miami (Fla.)		DNP - Coach's Decision									
vs. Louisville	24*	3-5	1-2	2-2	0-1-1	2	2	3	0	0	9
vs. California	25	2-10	1-2	1-2	0-1-1	2	2	3	0	2	6
at Middle Tennessee	21	1-3	1-2	1-2	0-1-1	1	1	3	0	1	4
vs. Tennessee	32	2-7	1-4	0-0	0-4-4	4	2	2	0	1	5
at TAMU	5	1-3	1-1	0-0	0-0-0	2	1	0	0	0	3
vs Georgia	32	2-6	0-1	4-4	0-4-4	5	0	2	0	1	8
at Florida	24	1-7	1-2	0-0	1-5-6	1	1	2	0	0	3
at Vanderbilt	18*	0-4	0-0	3-4	0-2-2	0	2	1	0	1	3
vs. South Carolina	12	1-1	0-0	0-0	0-0-0	1	3	1	0	0	2
vs. Alabama	12	1-3	0-1	0-0	0-0-0	0	2	3	0	1	2
at Arkansas	14	1-2	0-0	3-4	0-2-2	2	2	1	0	1	5
vs. Auburn	7	0-2	0-0	0-0	0-0-0	0	2	0	0	1	0
vs. LSU											
at Missouri											
at Mississippi St.											
vs. Arkansas											
at South Carolina											
at Ole Miss											
vs. Mississippi St.											

* Started game

Extras

	17-18	Career
Scored 10+ Points	6	6
Scored 15+ Points	-	-
Scored 20+ Points	-	-
Made 3+ 3FG	1	1
Double-figure Rebounds	-	-
Double-doubles	-	-
3+ Assists	4	9
2+ Steals	1	3
Led UK in Scoring	-	-
Led UK in Rebounds	1	1
Led UK in Assists	6	9
Led UK in Steals	4	5
Led UK in Blocks	3	4

Jajda Roper's Career Stats

Year	GP-GS	MIN	FG-FGA	PCT	3FG-FGA	PCT	FT-FTA	PCT	OFF-DEF	TOT-AVG	PF-FO	A	TO	BLK	ST	PTS-AVG
2016-17	32-2	385-12.0	28-88	.318	10-32	.313	17-21	.810	11-18	29-0.9	35-0	39	29	1	12	83-2.6
2017-18	22-2	466-21.2	46-119	.387	13-34	.382	33-50	.660	9-40	49-2.2	40-1	53	39	6	16	138-6.3
TOTAL	54-4	851-15.8	74-207	.357	23-66	.348	50-71	.704	20-58	78-1.4	75-1	92	68	7	28	221-4.1

KENTUCKY WBB 2017-18 PLAYER BIOS

45

ALYSSA RICE • 6-3 • CENTER • SENIOR

REYNOLDSBURG, OHIO (REYNOLDSBURG HS)



2017-18 (Senior)

- Just one block away from entering Kentucky's top 10 in career blocks.
- Recorded a near double-double vs. Auburn with 11 points and nine rebounds.
- Kentucky's leading rebounder this season, grabbing 6.8 per game.
- Averaging a career-high 7.4 points per game in her senior season.
- Added double-digit rebounds against No. 24 Cal with 10, including a season-high five offensive boards.
- Played a career-high 33 minutes against No. 3 Louisville, adding eight points, four rebounds, two assists and a team-best one block.
- Recorded her second career double-double against Miami with 11 points and a career-best 12 rebounds.
- Dished out a career-high four assists in the win over Evansville.
- Had a career game vs. Marshall on Nov. 26, posting her first career double-double behind a career-best 19 points and career-high 10 rebounds.
- Matched a then-career high with 11 points vs. Gardner-Webb to lead UK in scoring.
- Led UK in scoring for the first time in her career against Gardner-Webb.
- Named one of 20 centers nationally to the Lisa Leslie Award Watch List.

2017-18 Season Highs

POINTS:	19 vs. Marshall, 11/26/17
FGM:	8 vs. Marshall, 11/26/17
FGA:	11 vs. Marshall, 11/26/17
FTM:	4 vs. Cal, 12/21/17
FTA:	6 vs. Cal, 12/21/17
3FGM:	-
3FGA:	-
O-REBOUNDS:	5, 3x, last vs. Auburn, 02/01/18
D-REBOUNDS:	8 at Miami, 12/10/17
TOTAL REBOUNDS:	12 at Miami, 12/10/17
ASSISTS:	4 vs. Evansville, 12/05/17
BLOCKS:	4 at MTSU, 12/28/17
STEALS:	2, twice, last vs. Auburn, 02/01/18
MINUTES:	33 vs. Louisville, 12/17/17

Career Highs

POINTS:	19 vs. Marshall, 11/26/17
FGM:	8 vs. Marshall, 11/26/17
FGA:	11 vs. Marshall, 11/26/17
FTM:	4, 3x, last vs. Cal, 12/21/17
FTA:	8 vs. Albany, 11/12/16
3FGM:	-
3FGA:	-
O-REBOUNDS:	5, 4x, last vs. Auburn, 02/01/18
D-REBOUNDS:	8 at Miami, 12/10/17
TOTAL REBOUNDS:	12 at Miami, 12/10/17
ASSISTS:	4 vs. Evansville, 12/05/17
BLOCKS:	4 at MTSU, 12/28/17
STEALS:	2, 5x, last vs. Auburn, 02/01/18
MINUTES:	33 vs. Louisville, 12/17/17

Rice's 2017-18 Game-by-Game Statistics

Opponent	Min	FG-A	3PT-A	FT-A	O-D-T	PF	A	TO	BS	ST	PTS
vs. Sacramento St.	17*	2-6	0-0	0-0	3-4-7	2	0	0	1	0	4
vs. Gardner-Webb	22*	5-7	0-0	1-2	1-7-8	2	1	1	2	0	11
at Montana	23*	4-8	0-0	0-1	3-6-9	3	0	0	1	0	8
at Washington St.	30*	4-10	0-0	1-2	4-4-8	3	0	2	1	0	9
vs. Morehead St.	20*	3-5	0-0	1-2	2-6-8	2	3	1	1	1	7
vs. Marshall	24*	8-11	0-0	3-4	5-5-10	2	1	1	2	0	19
at Baylor	16*	1-6	0-0	0-0	3-2-5	2	0	0	1	0	2
vs. Tennessee Tech	15*	2-3	0-0	3-4	2-4-6	1	1	2	0	0	7
vs. Evansville	19*	6-10	0-0	2-3	2-3-5	1	4	0	1	1	14
at FGCU	25*	5-12	0-0	1-3	4-4-8	3	0	2	1	1	11
at Miami (Fla.)	31*	4-8	0-0	3-4	4-8-12	5	0	2	1	0	11
vs. Louisville	33*	3-8	0-0	2-4	1-3-4	4	2	4	1	0	8
vs. California	31*	0-6	0-0	4-6	5-5-10	3	1	2	1	2	4
at Middle Tennessee	32*	4-6	0-0	3-4	2-6-8	5	2	2	4	1	11
vs. Tennessee	27*	3-6	0-0	0-2	4-4-8	3	1	0	0	0	6
at TAMU	33*	5-8	0-0	0-0	4-4-8	4	0	1	0	0	10
vs Georgia	15*	0-1	0-0	0-0	0-3-3	3	0	1	2	0	0
at Florida	18*	0-2	0-0	0-0	1-2-3	1	1	0	0	0	0
at Vanderbilt	19*	3-7	0-0	2-2	3-3-6	4	0	1	0	0	8
vs. South Carolina	16*	0-1	0-0	0-2	4-1-5	2	1	2	0	0	0
vs. Alabama	13*	3-4	0-0	0-0	0-3-3	4	2	2	2	0	6
at Arkansas	17*	1-2	0-0	2-4	1-2-3	4	1	1	0	1	4
vs. Auburn	25*	4-7	0-0	3-4	5-4-9	2	0	3	0	2	11
vs. LSU											
at Missouri											
at Mississippi St.											
vs. Arkansas											
at South Carolina											
at Ole Miss											
vs. Mississippi St.											

* Started game

Extras

	17-18	Career
Scored 10+ Points	7	10
Scored 15+ Points	1	1
Scored 20+ Points	-	-
Made 3+ 3FG	-	-
Double-figure Rebounds	2	2
Double-doubles	2	2
3+ Assists	1	2
2+ Steals	2	5
Led UK in Scoring	2	2
Led UK in Rebounds	8	9
Led UK in Assists	-	-
Led UK in Steals	2	13
Led UK in Blocks	11	24

Alyssa Rice's Career Stats

Year	GP-GS	MIN	FG-FGA	PCT	3FG-FGA	PCT	FT-FTA	PCT	OFF-DEF	TOT-AVG	PF-FO	A	TO	BLK	ST	PTS-AVG
2014-15	34-11	484-14.2	32-89	.360	0-0	.000	36-57	.632	37-54	91-2.7	98-3	7	37	24	9	100-2.9
2015-16	26-2	246-9.5	22-50	.440	0-0	.000	18-32	.563	27-34	61-2.3	54-1	6	23	11	3	62-2.4
2016-17	33-30	718-21.8	55-134	.410	0-0	.000	28-52	.538	58-90	148-4.5	95-5	24	39	22	11	138-4.2
2017-18	23-23	521-22.7	70-144	.486	0-0	.000	31-53	.585	63-93	156-6.8	66-2	21	30	22	9	171-7.4
TOTAL	116-66	1969-17.0	179-417	.429	0-0	.000	113-194	.582	185-271	456-3.9	313-11	58	129	79	32	471-4.1



Kentucky Women's Basketball
 Kentucky Combined Team Statistics (as of Feb 01, 2018)
 All games



RECORD:	OVERALL	HOME	AWAY	NEUTRAL
ALL GAMES	12-11	8-5	4-6	0-0
CONFERENCE	4-5	2-3	2-2	0-0
NON-CONFERENCE	8-6	6-2	2-4	0-0

#	Player	gp-gs	min	avg	Total		3-Point		F-Throw		Rebounds				pf	dq	a	to	blk	stl	pts	avg
					fg-fga	fg%	3fg-fga	3fg%	ft-fa	ft%	off	def	tot	avg								
04	Morris, Maci	22-22	631	28.7	126-270	.467	49-106	.462	41-50	.820	13	71	84	3.8	49	1	37	44	13	24	342	15.5
24	Murray, Taylor	23-23	760	33.0	92-212	.434	16-45	.356	68-81	.840	31	72	103	4.5	44	0	94	38	2	55	268	11.7
14	Wyatt, Tatyana	15-4	259	17.3	43-100	.430	9-26	.346	19-27	.704	24	34	58	3.9	33	1	5	19	7	6	114	7.6
45	Rice, Alyssa	23-23	521	22.7	70-144	.486	0-0	.000	31-53	.585	63	93	156	6.8	66	2	21	30	22	9	171	7.4
22	Cann, Makenzie	23-23	635	27.6	55-152	.362	35-102	.343	15-17	.882	19	63	82	3.6	24	1	42	23	3	18	160	7.0
32	Roper, Jaida	22-2	466	21.2	46-119	.387	13-34	.382	33-50	.660	9	40	49	2.2	40	1	53	39	6	16	138	6.3
20	Harrison, Dorie	23-8	365	15.9	55-157	.350	0-0	.000	31-51	.608	37	57	94	4.1	48	1	14	36	16	11	141	6.1
03	McKinney, KeKe	23-10	421	18.3	38-107	.355	9-37	.243	12-17	.706	34	47	81	3.5	40	0	14	34	12	17	97	4.2
12	Paschal, Amanda	21-0	292	13.9	32-77	.416	3-16	.188	12-22	.545	18	20	38	1.8	13	0	23	12	0	6	79	3.8
23	Roach, Kameron	13-0	106	8.2	10-26	.385	0-4	.000	4-4	1.000	1	6	7	0.5	12	0	4	15	1	3	24	1.8
02	Poffenberger, Paige	13-0	70	5.4	3-11	.273	0-3	.000	7-9	.778	0	4	4	0.3	10	0	1	3	0	4	13	1.0
15	Hardin, Jessica	11-0	53	4.8	3-13	.231	3-11	.273	1-2	.500	0	4	4	0.4	4	0	3	3	0	2	10	0.9
00	Haisel, LaShae	9-0	21	2.3	3-3	1.000	0-0	.000	0-0	.000	0	3	3	0.3	0	0	2	2	0	0	6	0.7
	Team										60	29	89		1		7					
	Total.....	23	4600		576-1391	.414	137-384	.357	274-383	.715	309	543	852	37.0	384	7	313	305	82	171	1563	68.0
	Opponents.....	23	4600		508-1282	.396	138-422	.327	280-384	.729	259	534	793	34.5	399	-	317	364	96	123	1434	62.3

TEAM STATISTICS	UK	OPP	Date	Opponent	Score	Att.
SCORING	1563	1434	11/10/17	SACRAMENTO STATE	w 101-70	4313
Points per game	68.0	62.3	11/12/17	GARDNER-WEBB	w 72-34	4256
Scoring margin	+5.6	-	11/16/17	at Montana	w 71-54	2808
FIELD GOALS-ATT	576-1391	508-1282	11/19/17	at Washington State	w 73-68	991
Field goal pct	.414	.396	11/22/17	MOREHEAD STATE	w 86-53	4710
3 POINT FG-ATT	137-384	138-422	11/26/17	MARSHALL	w 69-39	4276
3-point FG pct	.357	.327	11/30/17	at Baylor	L 63-90	5356
3-pt FG made per game	6.0	6.0	12/03/17	TENNESSEE TECH	w 82-54	4561
FREE THROWS-ATT	274-383	280-384	12/05/17	EVANSVILLE	w 100-62	4071
Free throw pct	.715	.729	12/08/17	at FGCU	L 64-70	4333
F-Throws made per game	11.9	12.2	12/10/17	at Miami	L 54-65	868
REBOUNDS	852	793	12/17/17	LOUISVILLE	L 63-87	5871
Rebounds per game	37.0	34.5	12/21/17	CALIFORNIA	L 52-62	4753
Rebounding margin	+2.6	-	12/28/17	at Middle Tennessee	L 57-62	4209
ASSISTS	313	317	* 12/31/17	TENNESSEE	L 49-63	8921
Assists per game	13.6	13.8	* 01/04/18	at Texas A&M	L 70-74	3662
TURNOVERS	305	364	* 01/07/18	GEORGIA	L 42-56	5782
Turnovers per game	13.3	15.8	* 01/11/18	at Florida	w 56-53	1509
Turnover margin	+2.6	-	* 01/15/18	at Vanderbilt	L 55-70	2215
Assist/turnover ratio	1.0	0.9	* 01/21/18	SOUTH CAROLINA	L 64-81	6521
STEALS	171	123	* 01/25/18	ALABAMA	w 79-54	4957
Steals per game	7.4	5.3	* 01/29/18	at ARKANSAS	w 76-65	1313
BLOCKS	82	96	* 02/01/18	AUBURN	w 65-48	4151
Blocks per game	3.6	4.2				
ATTENDANCE	67143	27264				
Home games-Avg/Game	13-5165	10-2726				
Neutral site-Avg/Game	-	0-0				

Score by Periods	1st	2nd	3rd	4th	Totals
Kentucky	394	365	393	411	1563
Opponents	352	330	404	348	1434

* - SEC game



Kentucky Women's Basketball
 Kentucky Combined Team Statistics (as of Feb 01, 2018)
 SEC games only



RECORD:	OVERALL	HOME	AWAY	NEUTRAL
ALL GAMES	4-5	2-3	2-2	0-0
CONFERENCE	4-5	2-3	2-2	0-0
NON-CONFERENCE	0-0	0-0	0-0	0-0

##	Player	gp-gs	min	avg	Total		3-Point		F-Throw		Rebounds				pf	dq	a	to	blk	stl	pts	avg
					fg-fga	fg%	3fg-fga	3fg%	ft-fga	ft%	off	def	tot	avg								
04	Morris, Maci	8-8	219	27.4	43-94	.457	15-37	.405	17-20	.850	2	15	17	2.1	15	0	12	18	2	10	118	14.8
24	Murray, Taylor	9-9	321	35.7	42-94	.447	7-17	.412	25-31	.806	8	20	28	3.1	15	0	42	17	1	28	116	12.9
20	Harrison, Dorie	9-2	188	20.9	30-75	.400	0-0	.000	19-24	.792	14	27	41	4.6	21	0	4	18	7	9	79	8.8
03	McKinney, KeKe	9-5	220	24.4	22-56	.393	3-17	.176	6-7	.857	19	26	45	5.0	17	0	9	18	6	10	53	5.9
22	Cann, Makenzie	9-9	246	27.3	16-59	.271	13-42	.310	6-7	.857	2	22	24	2.7	4	0	12	8	0	9	51	5.7
45	Rice, Alyssa	9-9	183	20.3	19-38	.500	0-0	.000	7-14	.500	22	26	48	5.3	27	0	6	11	4	3	45	5.0
12	Paschal, Amanda	8-0	123	15.4	14-32	.438	2-8	.250	2-5	.400	6	4	10	1.3	4	0	7	7	0	5	32	4.0
32	Roper, Jaida	9-1	156	17.3	9-35	.257	3-9	.333	10-12	.833	1	17	18	2.0	15	1	15	12	0	6	31	3.4
14	Wyatt, Tatyana	6-2	92	15.3	8-30	.267	0-4	.000	4-6	.667	1	18	19	3.2	9	1	0	4	1	2	20	3.3
02	Poffenberger, Paige	7-0	37	5.3	1-3	.333	0-1	.000	7-8	.875	0	3	3	0.4	6	0	0	3	0	3	9	1.3
23	Roach, Kameron	3-0	8	2.7	1-2	.500	0-1	.000	0-0	.000	0	0	0	0.0	1	0	0	3	0	0	2	0.7
00	Haisel, LaShae	3-0	5	1.7	0-0	.000	0-0	.000	0-0	.000	0	0	0	0.0	0	0	0	0	0	0	0	0.0
15	Hardin, Jessica	2-0	2	1.0	0-0	.000	0-0	.000	0-0	.000	0	0	0	0.0	0	0	0	1	0	0	0	0.0
Team											24	7	31		1		5					
Total.....		9	1800		205-518	.396	43-136	.316	103-134	.769	99	185	284	31.6	135	2	107	125	21	85	556	61.8
Opponents.....		9	1800		199-486	.409	59-176	.335	107-136	.787	110	220	330	36.7	151	-	138	159	43	46	564	62.7

TEAM STATISTICS	UK	OPP	Date	Opponent	Score	Att.
SCORING	556	564	* 12/31/17	TENNESSEE	L 49-63	8921
Points per game	61.8	62.7	* 01/04/18	at Texas A&M	L 70-74	3662
Scoring margin	-0.9	-	* 01/07/18	GEORGIA	L 42-56	5782
FIELD GOALS-ATT	205-518	199-486	* 01/11/18	at Florida	w 56-53	1509
Field goal pct	.396	.409	* 01/15/18	at Vanderbilt	L 55-70	2215
3 POINT FG-ATT	43-136	59-176	* 01/21/18	SOUTH CAROLINA	L 64-81	6521
3-point FG pct	.316	.335	* 01/25/18	ALABAMA	w 79-54	4957
3-pt FG made per game	4.8	6.6	* 01/29/18	at ARKANSAS	w 76-65	1313
FREE THROWS-ATT	103-134	107-136	* 02/01/18	AUBURN	w 65-48	4151
Free throw pct	.769	.787				
F-Throws made per game	11.4	11.9				
REBOUNDS	284	330				
Rebounds per game	31.6	36.7				
Rebounding margin	-5.1	-				
ASSISTS	107	138				
Assists per game	11.9	15.3				
TURNOVERS	125	159				
Turnovers per game	13.9	17.7				
Turnover margin	+3.8	-				
Assist/turnover ratio	0.9	0.9				
STEALS	85	46				
Steals per game	9.4	5.1				
BLOCKS	21	43				
Blocks per game	2.3	4.8				
ATTENDANCE	30332	8699				
Home games-Avg/Game	5-6066	4-2175				
Neutral site-Avg/Game	-	0-0				

Score by Periods	1st	2nd	3rd	4th	Totals
Kentucky	116	130	151	159	556
Opponents	138	124	162	140	564



Kentucky Women's Basketball
Kentucky Combined Team Statistics (as of Feb 01, 2018)
Home games



RECORD:	OVERALL	HOME	AWAY	NEUTRAL
ALL GAMES	8-5	8-5	0-0	0-0
CONFERENCE	2-3	2-3	0-0	0-0
NON-CONFERENCE	6-2	6-2	0-0	0-0

#	Player	gp-gs	min	avg	Total		3-Point		F-Throw		Rebounds				pf	dq	a	to	blk	stl	pts	avg
					fg-fga	fg%	3fg-fga	3fg%	ft-fa	ft%	off	def	tot	avg								
04	Morris, Maci	13-13	344	26.5	78-157	.497	32-64	.500	21-24	.875	7	39	46	3.5	28	0	22	23	11	18	209	16.1
24	Murray, Taylor	13-13	408	31.4	48-119	.403	8-27	.296	30-37	.811	13	35	48	3.7	18	0	55	16	1	30	134	10.3
14	Wyatt, Tatyana	8-0	121	15.1	27-48	.563	5-11	.455	12-18	.667	15	16	31	3.9	12	0	3	7	5	4	71	8.9
45	Rice, Alyssa	13-13	277	21.3	39-75	.520	0-0	.000	19-33	.576	34	52	86	6.6	31	0	17	19	13	6	97	7.5
22	Cann, Makenzie	13-13	359	27.6	33-84	.393	21-58	.362	8-8	1.000	12	41	53	4.1	13	0	23	14	2	7	95	7.3
20	Harrison, Dorie	13-5	220	16.9	33-99	.333	0-0	.000	20-35	.571	23	34	57	4.4	27	1	10	21	11	6	86	6.6
32	Roper, Jaida	13-1	284	21.8	27-69	.391	5-18	.278	20-30	.667	4	22	26	2.0	29	1	38	21	5	9	79	6.1
03	McKinney, KeKe	13-7	269	20.7	29-78	.372	6-24	.250	8-13	.615	26	25	51	3.9	20	0	10	23	11	10	72	5.5
12	Paschal, Amanda	11-0	136	12.4	14-29	.483	1-6	.167	10-16	.625	10	11	21	1.9	3	0	12	5	0	1	39	3.5
23	Roach, Kameron	9-0	82	9.1	7-21	.333	0-3	.000	4-4	1.000	1	6	7	0.8	10	0	4	9	1	3	18	2.0
15	Hardin, Jessica	8-0	39	4.9	3-9	.333	3-8	.375	1-2	.500	0	3	3	0.4	3	0	3	3	0	1	10	1.3
02	Poffenberger, Paige	7-0	41	5.9	2-7	.286	0-2	.000	4-4	1.000	0	3	3	0.4	5	0	0	1	0	2	8	1.1
00	Haisel, LaShae	8-0	20	2.5	3-3	1.000	0-0	.000	0-0	.000	0	3	3	0.4	0	0	2	2	0	0	6	0.8
Team											33	21	54		1		4					
Total.....		13	2600		343-798	.430	81-221	.367	157-224	.701	178	311	489	37.6	200	2	199	168	60	97	924	71.1
Opponents.....		13	2600		275-715	.385	68-217	.313	145-198	.732	135	290	425	32.7	232	-	174	224	63	63	763	58.7

TEAM STATISTICS	UK	OPP	Date	Opponent	Score	Att.
SCORING	924	763	11/10/17	SACRAMENTO STATE	w 101-70	4313
Points per game	71.1	58.7	11/12/17	GARDNER-WEBB	w 72-34	4256
Scoring margin	+12.4	-	11/22/17	MOREHEAD STATE	w 86-53	4710
FIELD GOALS-ATT	343-798	275-715	11/26/17	MARSHALL	w 69-39	4276
Field goal pct	.430	.385	12/03/17	TENNESSEE TECH	w 82-54	4561
3 POINT FG-ATT	81-221	68-217	12/05/17	EVANSVILLE	w 100-62	4071
3-point FG pct	.367	.313	12/17/17	LOUISVILLE	L 63-87	5871
3-pt FG made per game	6.2	5.2	12/21/17	CALIFORNIA	L 52-62	4753
FREE THROWS-ATT	157-224	145-198	* 12/31/17	TENNESSEE	L 49-63	8921
Free throw pct	.701	.732	* 01/07/18	GEORGIA	L 42-56	5782
F-Throws made per game	12.1	11.2	* 01/21/18	SOUTH CAROLINA	L 64-81	6521
REBOUNDS	489	425	* 01/25/18	ALABAMA	w 79-54	4957
Rebounds per game	37.6	32.7	* 02/01/18	AUBURN	w 65-48	4151
Rebounding margin	+4.9	-				
ASSISTS	199	174				
Assists per game	15.3	13.4				
TURNOVERS	168	224				
Turnovers per game	12.9	17.2				
Turnover margin	+4.3	-				
Assist/turnover ratio	1.2	0.8				
STEALS	97	63				
Steals per game	7.5	4.8				
BLOCKS	60	63				
Blocks per game	4.6	4.8				
ATTENDANCE	67143	0				
Home games-Avg/Game	13-5165	0-0				
Neutral site-Avg/Game	-	0-0				

Score by Periods	1st	2nd	3rd	4th	Totals
Kentucky	240	217	223	244	924
Opponents	206	174	209	174	763



Kentucky Women's Basketball
Kentucky Combined Team Statistics (as of Jan 29, 2018)
Away games



RECORD:	OVERALL	HOME	AWAY	NEUTRAL
ALL GAMES	4-6	0-0	4-6	0-0
CONFERENCE	2-2	0-0	2-2	0-0
NON-CONFERENCE	2-4	0-0	2-4	0-0

#	Player	gp-gs	min	avg	Total		3-Point		F-Throw		Rebounds				pf	dq	a	to	blk	stl	pts	avg
					fg-fga	fg%	3fg-fga	3fg%	ft-fa	ft%	off	def	tot	avg								
04	Morris, Maci	9-9	287	31.9	48-113	.425	17-42	.405	20-26	.769	6	32	38	4.2	21	1	15	21	2	6	133	14.8
24	Murray, Taylor	10-10	352	35.2	44-93	.473	8-18	.444	38-44	.864	18	37	55	5.5	26	0	39	22	1	25	134	13.4
45	Rice, Alyssa	10-10	244	24.4	31-69	.449	0-0	.000	12-20	.600	29	41	70	7.0	35	2	4	11	9	3	74	7.4
32	Roper, Jaida	9-1	182	20.2	19-50	.380	8-16	.500	13-20	.650	5	18	23	2.6	11	0	15	18	1	7	59	6.6
22	Cann, Makenzie	10-10	276	27.6	22-68	.324	14-44	.318	7-9	.778	7	22	29	2.9	11	1	19	9	1	11	65	6.5
14	Wyatt, Tatyana	7-4	138	19.7	16-52	.308	4-15	.267	7-9	.778	9	18	27	3.9	21	1	2	12	2	2	43	6.1
20	Harrison, Dorie	10-3	145	14.5	22-58	.379	0-0	.000	11-16	.688	14	23	37	3.7	21	0	4	15	5	5	55	5.5
12	Paschal, Amanda	10-0	156	15.6	18-48	.375	2-10	.200	2-6	.333	8	9	17	1.7	10	0	11	7	0	5	40	4.0
03	McKinney, KeKe	10-3	152	15.2	9-29	.310	3-13	.231	4-4	1.000	8	22	30	3.0	20	0	4	11	1	7	25	2.5
23	Roach, Kameron	4-0	24	6.0	3-5	.600	0-1	.000	0-0	.000	0	0	0	0.0	2	0	0	6	0	0	6	1.5
02	Poffenberger, Paige	6-0	29	4.8	1-4	.250	0-1	.000	3-5	.600	0	1	1	0.2	5	0	1	2	0	2	5	0.8
00	Haisel, LaShae	1-0	1	1.0	0-0	.000	0-0	.000	0-0	.000	0	0	0	0.0	0	0	0	0	0	0	0	0.0
15	Hardin, Jessica	3-0	14	4.7	0-4	.000	0-3	.000	0-0	.000	0	1	1	0.3	1	0	0	0	0	1	0	0.0
Team											27	8	35				3					
Total.....		10	2000		233-593	.393	56-163	.344	117-159	.736	131	232	363	36.3	184	5	114	137	22	74	639	63.9
Opponents.....		10	2000		233-567	.411	70-205	.341	135-186	.726	124	244	368	36.8	167	-	143	140	33	60	671	67.1

TEAM STATISTICS	UK	OPP	Date	Opponent	Score	Att.
SCORING	639	671	11/16/17	at Montana	w 71-54	2808
Points per game	63.9	67.1	11/19/17	at Washington State	w 73-68	991
Scoring margin	-3.2	-	11/30/17	at Baylor	L 63-90	5356
FIELD GOALS-ATT	233-593	233-567	12/08/17	at FGCU	L 64-70	4333
Field goal pct	.393	.411	12/10/17	at Miami	L 54-65	868
3 POINT FG-ATT	56-163	70-205	12/28/17	at Middle Tennessee	L 57-62	4209
3-point FG pct	.344	.341	* 01/04/18	at Texas A&M	L 70-74	3662
3-pt FG made per game	5.6	7.0	* 01/11/18	at Florida	w 56-53	1509
FREE THROWS-ATT	117-159	135-186	* 01/15/18	at Vanderbilt	L 55-70	2215
Free throw pct	.736	.726	* 01/29/18	at ARKANSAS	w 76-65	1313
F-Throws made per game	11.7	13.5				
REBOUNDS	363	368				
Rebounds per game	36.3	36.8				
Rebounding margin	-0.5	-				
ASSISTS	114	143				
Assists per game	11.4	14.3				
TURNOVERS	137	140				
Turnovers per game	13.7	14.0				
Turnover margin	+0.3	-				
Assist/turnover ratio	0.8	1.0				
STEALS	74	60				
Steals per game	7.4	6.0				
BLOCKS	22	33				
Blocks per game	2.2	3.3				
ATTENDANCE	0	27264				
Home games-Avg/Game	0-0	10-2726				
Neutral site-Avg/Game	-	0-0				

Score by Periods	1st	2nd	3rd	4th	Totals
Kentucky	154	148	170	167	639
Opponents	146	156	195	174	671



Kentucky Women's Basketball
Kentucky Combined Team Statistics (as of Feb 01, 2018)
Last 5 Games



RECORD:	OVERALL	HOME	AWAY	NEUTRAL
ALL GAMES	3-2	2-1	1-1	0-0
CONFERENCE	3-2	2-1	1-1	0-0
NON-CONFERENCE	0-0	0-0	0-0	0-0

##	Player	gp-gs	min	avg	Total		3-Point		F-Throw		Rebounds				pf	dq	a	to	blk	stl	pts	avg
					fg-fga	fg%	3fg-fga	3fg%	ft-fa	ft%	off	def	tot	avg								
24	Murray, Taylor	5-5	182	36.4	29-55	.527	5-11	.455	23-28	.821	0	10	10	2.0	7	0	27	10	0	18	86	17.2
04	Morris, Maci	4-4	111	27.8	22-48	.458	10-19	.526	10-10	1.000	1	5	6	1.5	8	0	6	11	1	4	64	16.0
20	Harrison, Dorie	5-0	115	23.0	19-45	.422	0-0	.000	16-19	.842	8	15	23	4.6	14	0	0	10	6	8	54	10.8
03	McKinney, KeKe	5-4	155	31.0	20-39	.513	2-9	.222	6-7	.857	17	20	37	7.4	12	0	8	11	4	6	48	9.6
45	Rice, Alyssa	5-5	90	18.0	11-21	.524	0-0	.000	7-12	.583	13	13	26	5.2	16	0	4	9	2	3	29	5.8
22	Cann, Makenzie	5-5	144	28.8	8-28	.286	5-20	.250	0-1	.000	2	16	18	3.6	2	0	5	3	0	9	21	4.2
12	Paschal, Amanda	5-0	95	19.0	9-23	.391	0-5	.000	1-3	.333	6	4	10	2.0	3	0	6	5	0	3	19	3.8
32	Roper, Jaida	5-1	63	12.6	3-12	.250	0-1	.000	6-8	.750	0	4	4	0.8	3	0	11	6	0	4	12	2.4
14	Wyatt, Tatyana	2-1	19	9.5	1-8	.125	0-1	.000	0-0	.000	0	5	5	2.5	5	1	0	1	0	1	2	1.0
23	Roach, Kameron	3-0	8	2.7	1-2	.500	0-1	.000	0-0	.000	0	0	0	0.0	1	0	0	3	0	0	2	0.7
02	Poffenberger, Paige	4-0	11	2.8	1-1	1.000	0-0	.000	0-0	.000	0	0	0	0.0	1	0	0	1	0	2	2	0.5
00	Haisel, LaShae	3-0	5	1.7	0-0	.000	0-0	.000	0-0	.000	0	0	0	0.0	0	0	0	0	0	0	0	0.0
15	Hardin, Jessica	2-0	2	1.0	0-0	.000	0-0	.000	0-0	.000	0	0	0	0.0	0	0	0	1	0	0	0	0.0
Team											11	3	14		1		3					
Total.....		5	1000		124-282	.440	22-67	.328	69-88	.784	58	95	153	30.6	73	1	67	74	13	58	339	67.8
Opponents.....		5	1000		117-263	.445	32-93	.344	52-69	.754	55	107	162	32.4	88	-	81	95	18	23	318	63.6

TEAM STATISTICS	UK	OPP	Date	Opponent	Score	Att.
SCORING	339	318	* 01/15/18	at Vanderbilt	L 55-70	2215
Points per game	67.8	63.6	* 01/21/18	SOUTH CAROLINA	L 64-81	6521
Scoring margin	+4.2	-	* 01/25/18	ALABAMA	w 79-54	4957
FIELD GOALS-ATT	124-282	117-263	* 01/29/18	at ARKANSAS	w 76-65	1313
Field goal pct	.440	.445	* 02/01/18	AUBURN	w 65-48	4151
3 POINT FG-ATT	22-67	32-93	* - SEC game			
3-point FG pct	.328	.344				
3-pt FG made per game	4.4	6.4				
FREE THROWS-ATT	69-88	52-69				
Free throw pct	.784	.754				
F-Throws made per game	13.8	10.4				
REBOUNDS	153	162				
Rebounds per game	30.6	32.4				
Rebounding margin	-1.8	-				
ASSISTS	67	81				
Assists per game	13.4	16.2				
TURNOVERS	74	95				
Turnovers per game	14.8	19.0				
Turnover margin	+4.2	-				
Assist/turnover ratio	0.9	0.9				
STEALS	58	23				
Steals per game	11.6	4.6				
BLOCKS	13	18				
Blocks per game	2.6	3.6				
ATTENDANCE	15629	3528				
Home games-Avg/Game	3-5210	2-1764				
Neutral site-Avg/Game	-	0-0				

Score by Periods	1st	2nd	3rd	4th	Totals
Kentucky	70	76	100	93	339
Opponents	63	80	99	76	318



Kentucky Women's Basketball
Kentucky Team Game-by-Game (as of Feb 01, 2018)
All games



TEAM STATISTICS

Opponent	Date	Score	W	Total		3-Pointers		Free throws		Rebounds				pf	a	t/o	blk	stl	pts	avg
				fg-fga	pct	3fg-fga	pct	ft-fta	pct	off	def	tot	avg							
SACRAMENTO STATE	11/10/17	101-70	W	35-70	.500	9-20	.450	22-28	.786	14	28	42	42.0	16	18	11	5	6	101	101.0
GARDNER-WEBB	11/12/17	72-34	W	31-73	.425	4-18	.222	6-8	.750	17	36	53	47.5	14	14	7	6	3	72	86.5
at Montana	11/16/17	71-54	W	25-58	.431	8-26	.308	13-15	.867	12	29	41	45.3	23	14	11	2	7	71	81.3
at Washington State	11/19/17	73-68	W	27-65	.415	7-22	.318	12-15	.800	21	27	48	46.0	12	17	17	2	8	73	79.2
MOREHEAD STATE	11/22/17	86-53	W	31-55	.564	10-17	.588	14-22	.636	10	30	40	44.8	22	25	14	6	8	86	80.6
MARSHALL	11/26/17	69-39	W	26-63	.413	7-15	.467	10-16	.625	20	27	47	45.2	9	17	11	5	6	69	78.7
at Baylor	11/30/17	63-90	L	19-59	.322	11-19	.579	14-26	.538	17	19	36	43.9	15	11	15	3	2	63	76.4
TENNESSEE TECH	12/03/17	82-54	W	32-66	.485	6-17	.353	12-18	.667	18	28	46	44.1	20	22	14	9	7	82	77.1
EVANSVILLE	12/05/17	100-62	W	40-70	.571	8-17	.471	12-24	.500	17	21	38	43.4	15	23	6	10	5	100	79.7
at FGCU	12/08/17	64-70	L	26-66	.394	2-9	.222	10-14	.714	16	26	42	43.3	22	8	16	2	8	64	78.1
at Miami	12/10/17	54-65	L	20-63	.317	5-19	.263	9-12	.750	13	28	41	43.1	25	6	15	2	5	54	75.9
LOUISVILLE	12/17/17	63-87	L	22-49	.449	6-12	.500	13-20	.650	5	20	25	41.6	17	12	16	2	5	63	74.8
CALIFORNIA	12/21/17	52-62	L	18-68	.265	7-20	.350	9-12	.750	25	18	43	41.7	15	7	12	1	9	52	73.1
at Middle Tennessee	12/28/17	57-62	L	19-48	.396	4-17	.235	15-19	.789	5	21	26	40.6	24	12	15	6	7	57	71.9
TENNESSEE	12/31/17	49-63	L	20-66	.303	5-25	.200	4-6	.667	9	22	31	39.9	13	9	12	2	10	49	70.4
at Texas A&M	01/04/18	70-74	L	27-61	.443	7-18	.389	9-10	.900	11	16	27	39.1	19	15	9	0	3	70	70.4
GEORGIA	01/07/18	42-56	L	11-54	.204	3-14	.214	17-23	.739	11	26	37	39.0	22	6	18	5	8	42	68.7
at Florida	01/11/18	56-53	W	23-55	.418	6-12	.500	4-7	.571	10	26	36	38.8	8	10	12	1	6	56	68.0
at Vanderbilt	01/15/18	55-70	L	20-59	.339	1-10	.100	14-19	.737	13	18	31	38.4	19	7	14	2	16	55	67.3
SOUTH CAROLINA	01/21/18	64-81	L	24-62	.387	5-17	.294	11-15	.733	15	12	27	37.8	15	11	16	3	6	64	67.2
ALABAMA	01/25/18	79-54	W	33-51	.647	5-12	.417	8-10	.800	4	20	24	37.2	11	19	11	4	8	79	67.7
at ARKANSAS	01/29/18	76-65	W	27-59	.458	5-11	.455	17-22	.773	13	22	35	37.1	17	14	13	2	12	76	68.1
AUBURN	02/01/18	65-48	W	20-51	.392	6-17	.353	19-22	.864	13	23	36	37.0	11	16	20	2	16	65	68.0
Kentucky		1563		576-1391	.414	137-384	.357	274-383	.715	309	543	852	37.0	384	313	305	82	171	1563	68.0
Opponents		1434		508-1282	.396	138-422	.327	280-384	.729	259	534	793	34.5	399	317	364	96	123	1434	62.3

Games played: 23
Points/game: 68.0
FG Pct: 41.4
3FG Pct: 35.7
FT Pct: 71.5

Rebounds/game: 37.0
Assists/game: 13.6
Turnovers/game: 13.3
Assist/turnover ratio: 1.0
Steals/game: 7.4
Blocks/game: 3.6



Kentucky Women's Basketball
Kentucky Opponent Game-by-Game (as of Feb 01, 2018)
All games



OPPONENT STATISTICS

Opponent	Date	Score	W	Total		3-Pointers		Free throws		Rebounds				pf	a	t/o	blk	stl	pts	avg
				fg-fga	pct	3fg-fga	pct	ft-fta	pct	off	def	tot	avg							
SACRAMENTO STATE	11/10/17	101-70	W	26-72	.361	5-25	.200	13-18	.722	17	25	42	42.0	25	15	16	4	8	70	70.0
GARDNER-WEBB	11/12/17	72-34	W	14-55	.255	3-15	.200	3-8	.375	5	23	28	35.0	13	7	16	5	2	34	52.0
at Montana	11/16/17	71-54	W	16-56	.286	4-19	.211	18-25	.720	14	22	36	35.3	13	12	10	3	4	54	52.7
at Washington State	11/19/17	73-68	W	29-70	.414	5-19	.263	5-5	1.000	13	19	32	34.5	17	12	12	3	8	68	56.5
MOREHEAD STATE	11/22/17	86-53	W	18-66	.273	3-17	.176	14-21	.667	19	18	37	35.0	17	7	15	6	5	53	55.8
MARSHALL	11/26/17	69-39	W	14-47	.298	3-10	.300	8-9	.889	5	17	22	32.8	15	6	16	1	4	39	53.0
at Baylor	11/30/17	63-90	L	35-65	.538	9-17	.529	11-16	.688	13	29	42	34.1	20	21	13	8	6	90	58.3
TENNESSEE TECH	12/03/17	82-54	W	17-51	.333	3-13	.231	17-20	.850	6	17	23	32.8	19	12	16	3	2	54	57.8
EVANSVILLE	12/05/17	100-62	W	22-47	.468	8-19	.421	10-11	.909	4	19	23	31.7	22	14	20	1	3	62	58.2
at FGCU	12/08/17	64-70	L	23-50	.460	9-23	.391	15-27	.556	8	26	34	31.9	15	12	16	2	7	70	59.4
at Miami	12/10/17	54-65	L	24-60	.400	2-15	.133	15-28	.536	14	29	43	32.9	17	15	12	6	9	65	59.9
LOUISVILLE	12/17/17	63-87	L	33-68	.485	10-23	.435	11-16	.688	15	21	36	33.2	24	22	11	3	4	87	62.2
CALIFORNIA	12/21/17	52-62	L	21-44	.477	8-14	.571	12-18	.667	8	23	31	33.0	12	15	17	6	6	62	62.2
at Middle Tennessee	12/28/17	57-62	L	17-45	.378	7-17	.412	21-26	.808	8	26	34	33.1	19	9	15	2	9	62	62.1
TENNESSEE	12/31/17	49-63	L	23-57	.404	5-17	.294	12-15	.800	14	36	50	34.2	15	18	21	7	5	63	62.2
at Texas A&M	01/04/18	70-74	L	24-51	.471	8-15	.533	18-22	.818	12	22	34	34.2	16	15	12	2	4	74	62.9
GEORGIA	01/07/18	42-56	L	15-54	.278	4-15	.267	22-26	.846	13	33	46	34.9	22	9	18	13	9	56	62.5
at Florida	01/11/18	56-53	W	20-61	.328	10-36	.278	3-4	.750	16	22	38	35.1	10	15	13	3	5	53	62.0
at Vanderbilt	01/15/18	55-70	L	24-53	.453	7-16	.438	15-16	.938	12	30	42	35.4	21	17	19	1	5	70	62.4
SOUTH CAROLINA	01/21/18	64-81	L	32-53	.604	6-12	.500	11-18	.611	9	25	34	35.3	17	23	17	8	6	81	63.3
ALABAMA	01/25/18	79-54	W	20-51	.392	5-18	.278	9-12	.750	11	15	26	34.9	13	13	16	2	2	54	62.9
at ARKANSAS	01/29/18	76-65	W	21-56	.375	9-28	.321	14-17	.824	14	19	33	34.8	19	15	18	3	3	65	63.0
AUBURN	02/01/18	65-48	W	20-50	.400	5-19	.263	3-6	.500	9	18	27	34.5	18	13	25	4	7	48	62.3
Opponents		1434		508-1282	.396	138-422	.327	280-384	.729	259	534	793	34.5	399	317	364	96	123	1434	62.3
Kentucky		1563		576-1391	.414	137-384	.357	274-383	.715	309	543	852	37.0	384	313	305	82	171	1563	68.0

Games played: 23
Points/game: 62.3
FG Pct: 39.6
3FG Pct: 32.7
FT Pct: 72.9

Rebounds/game: 34.5
Assists/game: 13.8
Turnovers/game: 15.8
Assist/turnover ratio: 0.9
Steals/game: 5.3
Blocks/game: 4.2



Kentucky Women's Basketball
 Kentucky Team Game-by-Game Comparison (as of Feb 01, 2018)
 All games



Opponent	1st	2nd	Score	Mar	Total FG	FG Pct	3-Pointers	3FG Pct	Free Throws	FT Pct	Rebounds	Assist	T/Over	Block	Steal	Fouls	
SACRAMENTO STATE	56/42	45/28	101-70	+31	35-70/26-72	.500/.361	9-20/5-25	.450/.200	22-28/13-18	.786/.722	42/42	-	18/15	11/16	5/4	6/8	16/25
GARDNER-WEBB	35/16	37/18	72-34	+38	31-73/14-55	.425/.255	4-18/3-15	.222/.200	6-8/3-8	.750/.375	53/28	+25	14/7	7/16	6/5	3/2	14/13
Montana	27/27	44/27	71-54	+17	25-58/16-56	.431/.286	8-26/4-19	.308/.211	13-15/18-25	.867/.720	41/36	+5	14/12	11/10	2/3	7/4	23/13
Washington State	34/35	39/33	73-68	+5	27-65/29-70	.415/.414	7-22/5-19	.318/.263	12-15/5-5	.800/1000	48/32	+16	17/12	17/12	2/3	8/8	12/17
MOREHEAD STATE	46/27	40/26	86-53	+33	31-55/18-66	.564/.273	10-17/3-17	.588/.176	14-22/14-21	.636/.667	40/37	+3	25/7	14/15	6/6	8/5	22/17
MARSHALL	37/21	32/18	69-39	+30	26-63/14-47	.413/.298	7-15/3-10	.467/.300	10-16/8-9	.625/.889	47/22	+25	17/6	11/16	5/1	6/4	9/15
Baylor	34/50	29/40	63-90	(27)	19-59/35-65	.322/.538	11-19/9-17	.579/.529	14-26/11-16	.538/.688	36/42	(6)	11/21	15/13	3/8	2/6	15/20
TENNESSEE TECH	49/24	33/30	82-54	+28	32-66/17-51	.485/.333	6-17/3-13	.353/.231	12-18/17-20	.667/.850	46/23	+23	22/12	14/16	9/3	7/2	20/19
EVANSVILLE	55/23	45/39	100-62	+38	40-70/22-47	.571/.468	8-17/8-19	.471/.421	12-24/10-11	.500/.909	38/23	+15	23/14	6/20	10/1	5/3	15/22
FGCU	26/35	38/35	64-70	(6)	26-66/23-50	.394/.460	2-9/9-23	.222/.391	10-14/15-27	.714/.556	42/34	+8	8/12	16/16	2/2	8/7	22/15
Miami	30/23	24/42	54-65	(11)	20-63/24-60	.317/.400	5-19/2-15	.263/.133	9-12/15-28	.750/.536	41/43	(2)	6/15	15/12	2/6	5/9	25/17
LOUISVILLE	25/47	38/40	63-87	(24)	22-49/33-68	.449/.485	6-12/10-23	.500/.435	13-20/11-16	.650/.688	25/36	(11)	12/22	16/11	2/3	5/4	17/24
CALIFORNIA	27/30	25/32	52-62	(10)	18-68/21-44	.265/.477	7-20/8-14	.350/.571	9-12/12-18	.750/.667	43/31	+12	7/15	12/17	1/6	9/6	15/12
Middle Tennessee	32/20	25/42	57-62	(5)	19-48/17-45	.396/.378	4-17/7-17	.235/.412	15-19/21-26	.789/.808	26/34	(8)	12/9	15/15	6/2	7/9	24/19
TENNESSEE	20/36	29/27	49-63	(14)	20-66/23-57	.303/.404	5-25/5-17	.200/.294	4-6/12-15	.667/.800	31/50	(19)	9/18	12/21	2/7	10/5	13/15
Texas A&M	36/39	34/35	70-74	(4)	27-61/24-51	.443/.471	7-18/8-15	.389/.533	9-10/18-22	.900/.818	27/34	(7)	15/15	9/12	0/2	3/4	19/16
GEORGIA	24/26	18/30	42-56	(14)	11-54/15-54	.204/.278	3-14/4-15	.214/.267	17-23/22-26	.739/.846	37/46	(9)	6/9	18/18	5/13	8/9	22/22
Florida	20/18	36/35	56-53	+3	23-55/20-61	.418/.328	6-12/10-36	.500/.278	4-7/3-4	.571/.750	36/38	(2)	10/15	12/13	1/3	6/5	8/10
Vanderbilt	20/29	35/41	55-70	(15)	20-59/24-53	.339/.453	1-10/7-16	.100/.438	14-19/15-16	.737/.938	31/42	(11)	7/17	14/19	2/1	16/5	19/21
SOUTH CAROLINA	20/34	44/47	64-81	(17)	24-62/32-53	.387/.604	5-17/6-12	.294/.500	11-15/11-18	.733/.611	27/34	(7)	11/23	16/17	3/8	6/6	15/17
ALABAMA	34/29	45/25	79-54	+25	33-51/20-51	.647/.392	5-12/5-18	.417/.278	8-10/9-12	.800/.750	24/26	(2)	19/13	11/16	4/2	8/2	11/13
ARKANSAS	43/26	33/39	76-65	+11	27-59/21-56	.458/.375	5-11/9-28	.455/.321	17-22/14-17	.773/.824	35/33	+2	14/15	13/18	2/3	12/3	17/19
AUBURN	29/25	36/23	65-48	+17	20-51/20-50	.392/.400	6-17/5-19	.353/.263	19-22/3-6	.864/.500	36/27	+9	16/13	20/25	2/4	16/7	11/18

Note: Game totals are displayed in the format TEAM/OPPONENT for each category