



MISSISSIPPI STATE BULLDOGS WOMEN'S BASKETBALL GAME NOTES

HAILSTATE.COM • @HAILSTATEWBK

GAME 30 • KENTUCKY

SCHEDULE/RESULTS

OVERALL RECORD.....	29-0
SEC.....	15-0
NON-CONFERENCE.....	14-0
HOME.....	16-0
AWAY.....	8-0
NEUTRAL.....	5-0

DATE	MSU	OPP	OPPONENT	TV	TIME/RESULTS
N10	7/4	RV/RV	VIRGINIA	SECN+	W, 68-53
N16	7/4	NR/NR	GEORGIA STATE	SECN+	W, 106-50
N19	7/4	NR/NR	SOUTHERN MISS	SECN+	W, 91-56
N23	7/3	24/RV	^ vs. Arizona State		W, 65-57
N24	7/3	NR/NR	^ vs. Columbia		W, 90-54
N25	7/3	RV/NR	^ vs. Green Bay		W, 67-46
N29	6/3	NR/NR	% vs. Louisiana-Lafayette		W, 94-37
D3	6/3	RV/NR	# OKLAHOMA STATE	SEC Network	W, 79-76
D10	6/3	NR/NR	LITTLE ROCK	SECN+	W, 86-48
D13	5/3	9/9	OREGON	SEC Network	W, 90-79
D17	5/3	NR/NR	MAINE	SECN+	W, 83-43
D20	5/3	NR/NR	\$ at UNLV		W, 103-63
D21	5/3	RV/22	\$ vs. Syracuse		W, 76-65
D28	5/3	NR/NR	MISSISSIPPI VALLEY ST.	SECN+	W, 112-36
D31	5/3	NR/RV	* at Georgia	SEC Network	W, 86-62
J4	5/3	NR/NR	* ARKANSAS	SEC Network	W, 111-69
J7	5/3	NR/NR	* at LSU	SEC Network	W, 83-70
J11	4/3	NR/NR	* OLE MISS	SEC Network	W, 76-45
J14	4/3	NR/NR	* ALABAMA	ESPNU	W, 75-61
J21	3/3	6/7	* at Tennessee	ESPN2	W, 71-52
J25	2/2	NR/NR	* FLORIDA	SEC Network	W, 90-53
J28	2/2	NR/NR	* at Ole Miss	ESPNU	W, 69-49
F1	2/2	15/15	* at Missouri	SEC Network	W, 57-53
F5	2/2	7/6	* SOUTH CAROLINA	ESPN2	W, 67-53
F8	2/2	NR/NR	* at Florida	SECN+	W, 98-50
F11	2/2	NR/NR	* KENTUCKY	ESPNU	W, 74-55
F15	2/2	NR/NR	* at Vanderbilt	SEC Network	W, 95-50
F18	2/2	17/18	* TEXAS A&M	ESPN2	W, 76-55
F22	2/2	NR/NR	* AUBURN	SECN+	W, 82-61
F25	2/2	NR/NR	* at Kentucky	ESPNU	11 a.m.
F28-M4			SEC Tournament (Nashville, Tenn.)		
M16-19			NCAA First/Second Rounds		
M23-26			NCAA Regionals		
M30 & A1			NCAA Women's Final Four (Columbus, Ohio)		

All Times Central
Home Games In **BOLD CAPS**
^ — Cancun Challenge (Cancun, Mexico.)
% — Mississippi Coliseum (Jackson, Miss.)
— Big 12/SEC Challenge
\$ — Duel In The Desert (Cox Pavilion - Las Vegas, Nev.)
* — SEC Game

NO. 2/2 MISSISSIPPI STATE BULLDOGS at KENTUCKY WILDCATS

FEBRUARY 25, 2018 • LEXINGTON, KY.. • MEMORIAL COLISEUM



MISSISSIPPI STATE

Record 29-0 (15-0 SEC)
Rankings (AP/Coaches) 2/2
Head Coach Vic Schaefer (6th Season)
Record At MSU 153-51

KENTUCKY

Record 14-15 (6-9 SEC)
Rankings (AP/Coaches) NR/NR
Head Coach Matthew Mitchell (11th Season)
Record At UK 255-115

BULLDOG BITES...

- MSU seeks to become the first SEC team to finish the regular season undefeated since Tennessee in 1997-98.
- Thursday's win against Auburn was MSU's 29th win of the season, 2nd-most in program history.
- State is 1 of 2 undefeated teams in DI men's or women's basketball.
- The 29 wins are most in the nation and the longest active win streak in the country. It also ties with Auburn (1988-89) for the 2nd-longest win streak in SEC history.
- The 15 SEC wins are a new program record for league wins.
- MSU's senior class won its 118th-career game, most in school history, 2nd in the SEC and 6th in DI since 2014-15.
- State's .926 winning percentage the last 2 years is 2nd-best in Division I. Its 63 wins are tied with UConn for most in DI.
- Vic Schaefer is a semifinalist for Naismith Coach of the Year.
- State tops the SEC in offense (83.4 ppg) and defense (55.2 ppg). MSU is 1 of 2 DI teams to rank in the Top 10 in offense (8th) and Top 20 in defense (16th).
- MSU's 11.0 turnovers per game is 3rd-fewest in Division I.
- The Dawgs top the league from 3-point range, making 39%. They are 2nd in league games (41.2%).
- State is the only team in the SEC with 3 players shooting 40% or better from the arc (min. 100 attempts).
- The last 5 games, Ro Johnson is averaging 16.8 ppg and shooting 51.7% from the field, 54.5% from 3-point range.
- Victoria Vivians and Teaira McCowan are the SEC's top-scoring duo at 38.4 ppg. Vivians' 19.7 average is 3rd, and McCowan's 18.7 ppg is 4th.
- Blair Schaefer makes an SEC-best 2.9 3FG/game in league play. Schaefer's roommate, Morgan William, is 2nd in DI in assist/turnover ratio (4.2). She had 8 assists, 0 turnovers in the first meeting with Kentucky.

GAME INFORMATION

Time 11:02 a.m. CT
Location Lexington, Ky.
Arena Memorial Coliseum

BROADCAST INFORMATION

Online..... ESPNU
PxP Beth Mowins
Analyst..... Rebecca Lobo
Analyst..... Andy Landers
Radio..... MSU Radio Network
PxP Jason Crowder
Analyst..... Charlie Winfield

SERIES HISTORY

KENTUCKY (Kentucky leads 27-18)
At MSU: UK leads 10-9
At Kentucky: UK leads 12-8
At Neutral Sites: UK leads 5-1

LAST 10 MEETINGS

DATE	W	L	PTS	HT
2/11/18	W		74-55	H
2/23/2017	L		75-78 (OT)	A
2/18/2016	L		60-83	H
3/6/2015	L		67-76	N
2/12/2015	L		90-92 (2OT)	A
2/27/2014	L		74-81 (OT)	H
1/17/2013	L		47-100	A
2/26/2012	L		40-76	H
1/8/2012	L		40-88	A
1/16/2011	L		60-72	A

PROJECTED STARTING LINEUP (Based On Previous Game)

	11 • ROSHUNDA JOHNSON (5-7 • G • RSR. • LITTLE ROCK, ARK.)	PPG 11.8, RBD 3.2, AST 2.4, BLK 0.2, STL 2.2, FG% .436, 3FG% .424, FT% .842	• 16.8 ppg, 51.7% FG, 54.5% 3FG last 4 games • 3rd in SEC in 3FG% in league games (45.6%)
	15 • TEAIRA MCCOWAN (6-7 • C • JR. • BRENHAM, TEXAS)	PPG 18.7, RBD 13.3, AST 0.3, BLK 1.9, STL 0.7, FG% .615, 3FG% .000, FT% .612	• Set MSU season record with 21 double-doubles • 21 pts., 16 rbd. in 1st meeting with UK
	1 • BLAIR SCHAEFER (5-7 • G • SR. • STARKVILLE, MISS.)	PPG 9.7, RBD 1.8, AST 2.0, BLK 0.1, STL 0.6, FG% .401, 3FG% .414, FT% .871	• Tops SEC in league play with 2.9 3FG/game • Leads team with 22 charges taken
	35 • VICTORIA VIVIAN (6-1 • G • SR. • CARTHAGE, MISS.)	PPG 19.7, RBD 5.9, AST 1.8, BLK 0.3, STL 1.6, FG% .499, 3FG% .400, FT% .835	• 3rd in SEC in scoring (19.7 ppg) • 10+ pts. 28 of 29 games - 14 20-pt. games
	2 • MORGAN WILLIAM (5-5 • G • SR. • BIRMINGHAM, ALA.)	PPG 7.5, RBD 1.6, AST 4.7, BLK 0.1, STL 0.9, FG% .394, 3FG% .297, FT% .844	• 1st SEC, 2nd DI in asst./turnover ratio (4.2) • Avg. 12.5 ppg her last 2 games

#HailStateHoops Communications Contacts

Brock Turnipseed (Primary Contact)
Office: (662) 325-7556
Cell: (662) 295-3037
Email: bturnipseed@athletics.msstate.edu

Abby Hunt (Secondary Contact)
Office: (662) 325-7556
Cell: (662) 523-6279
Email: ahunt@athletics.msstate.edu

@HailStateWBK
 Facebook.com/HailStateWBK

HailStateWBK
 HailState.com

MISSISSIPPI STATE 2017-18 RADIO/TV ROSTER



1 BLAIR SCHAEFER
G • 5-7 • Sr. • Starkville, Miss.



2 MORGAN WILLIAM
G • 5-5 • Sr. • Birmingham, Ala.



3 MYAH TAYLOR
G • 5-7 • Fr. • Olive Branch, Miss.



10 JAZZMUN HOLMES
G • 5-8 • Jr. • Gulfport, Miss.



11 ROSHUNDA JOHNSON
G • 5-7 • R-Sr. • Little Rock, Ark.



12 JACAIRA "IGGY" ALLEN
G • 5-10 • So. • Pompano Beach, Fla.



15 TEAIRA MCCOWAN
C • 6-7 • Jr. • Brenham, Texas



20 NYAH TATE
G • 6-0 • Fr. • Terry, Miss.



21 JONIKA GARVIN
F • 6-0 • Jr. • Lake Worth, Fla.



23 BRE'AMBER SCOTT
G • 5-11 • Fr. • Little Rock, Ark.



24 JORDAN DANBERRY
G • 5-8 • Jr. • Conway, Ark.



25 ZION CAMPBELL
C • 6-3 • R-So. • Washington, D.C.



35 VICTORIA VIVIAN
G • 6-1 • Sr. • Carthage, Miss.



55 CHLOE BIBBY
F • 6-1 • Fr. • Warracknabeal, Australia




VIC SCHAEFER
Head Coach
6th Season at MSU



JOHNNIE HARRIS
Associate Head Coach
6th Season at MSU



DIONNAH JACKSON-DURRETT
Assistant Coach
3rd Season at MSU



CARLY THIBAUT-DUDONIS
Assistant Coach
2nd Season at MSU

PRONUNCIATIONS

Jacaira Allen
Juh-CAR-ee-ah
Jonika Garvin
John-eh-kah
Dionnah Jackson-Durrett
Dee-AHN-ah Jackson-DUR-ett
Teaira McCowan
Tee-AIR-ah Mah-COW-ahn
Carly Thibault-DuDonis
TEE-bow-Do-DON-is
Victoria Vivians
VIH-vee-ans
Morgan William
William (no "s" at the end)

MISSISSIPPI STATE 2017-18 NUMERICAL ROSTER

No.	Player	Pos.	Ht.	Cl.	Exp.	Hometown (High School/Previous School)
1	Blair Schaefer	G	5-7	Sr.	3L	Starkville, Miss. (Starkville HS)
2	Morgan William	G	5-5	Sr.	3L	Birmingham, Ala. (Shades Valley HS)
3	Myah Taylor	G	5-7	Fr.	HS	Olive Branch, Miss. (Olive Branch HS)
10	Jazzmun Holmes	G	5-8	Jr.	2L	Gulfport, Miss. (Harrison Central HS)
11	Roshunda "Ro" Johnson	G	5-7	RSr.	1L	Little Rock, Ark. (Parkview HS/Oklahoma St.)
12	Jacaira "Iggy" Allen	G	5-10	So.	1L	Pompano Beach, Fla. (Dillard HS)
15	Teaira McCowan	C	6-7	Jr.	2L	Brenham, Texas (Brenham HS)
20	Nyah Tate	G	6-0	Fr.	HS	Terry, Miss. (Terry HS)
21	Jonika Garvin	F	6-0	Jr.	JC	Lake Worth, Fla. (Lake Worth HS/Palm Beach State CC)
23	Bre'Amber Scott	G	5-11	Fr.	HS	Little Rock, Ark. (Central HS)
24	Jordan Danberry	G	5-8	Jr.	TR	Conway, Ark. (Conway HS/Arkansas)
25	Zion Campbell	C	6-3	RSo.	1L	Washington, D.C. (Riverdale Baptist School)
35	Victoria Vivians	G	6-1	Sr.	3L	Carthage, Miss. (Scott Central HS)
55	Chloe Bibby	F	6-1	Fr.	HS	Warracknabeal, Australia (Rowville Secondary College)

COACHING STAFF

Head Coach..... Vic Schaefer — 6th Season
Associate Head Coach..... Johnnie Harris — 6th Season
Assistant Coach..... Dionnah Jackson-Durrett — 3rd Season
Assistant Coach..... Carly Thibault — 2nd Season

Dir. of Operations..... Maryann Baker — 6th Season
Dir. of Scouting/Video Coordinator..... Skylar Collins — 5th Season
Head Strength & Conditioning Coach..... Marci Hoppa — 1st Season
Certified Athletic Trainer..... Julie Martin — 1st Season



2017 NCAA NATIONAL FINALIST



2018 SEC CHAMPIONS

ASSOCIATED PRESS TOP 25 POLL
February 19

Rk.	School	Rcd.	Pts.	Pvs.
1	Uconn (32)	26-0	800	1
2	Mississippi State	28-0	765	2
3	Baylor	25-1	735	3
4	Louisville	27-2	688	4
5	Notre Dame	25-2	686	5
6	Texas	22-4	632	6
7	South Carolina	22-5	597	8
8	Oregon	24-4	587	9
9	Florida State	22-4	521	12
10	UCLA	21-5	501	7
11	Missouri	22-5	488	13
12	Oregon State	21-6	443	15
13	Maryland	22-5	367	10
14	Ohio State	22-6	359	16
15	Tennessee	21-6	358	11
16	Stanford	19-9	319	14
17	Texas A&M	20-8	247	17
18	South Florida	22-5	229	22
19	Georgia	21-5	214	20
20	Duke	20-7	184	17
21	North Carolina State	21-6	132	25
22	Green Bay	23-3	106	19
23	Belmont	26-3	98	24
24	LSU	18-7	87	NR
25	Oklahoma State	18-8	73	21

USA TODAY TOP 25 POLL
February 20

Rk.	School	Rcd.	Pts.	Pvs.
1	Connecticut	26-0	800	1
2	Mississippi State	28-0	766	2
3	Baylor	26-1	730	3
4	Notre Dame	25-2	691	4
5	Louisville	27-2	687	5
6	South Carolina	22-5	615	8
7	Oregon	25-4	604	10
8	Texas	22-5	602	6
9	Missouri	22-5	520	13
10	UCLA	21-6	506	7
11	Oregon State	21-6	471	14
12	Florida State	22-5	434	12
13	Maryland	22-5	386	9
14	Tennessee	21-6	357	11
15	Ohio State	22-6	346	17
16	Duke	21-7	294	16
17	South Florida	22-5	269	21
18	Texas A&M	20-8	258	18
19	Georgia	22-5	216	19
20	Stanford	19-9	196	20
21	Green Bay	24-3	194	15
22	North Carolina State	21-6	127	25
23	Oklahoma State	18-8	62	22
24	Syracuse	20-7	46	32
25	Mercer	25-2	33	NR

WEEK-BY-WEEK RANKINGS

Week	AP	Coaches	NCAA RPI
Preseason	7	4	
Nov. 13	7	4	
Nov. 20	7	3	
Nov. 27	6	3	
Dec. 4	6	3	6
Dec. 11	5	3	6
Dec. 18	5	3	3
Dec. 25	5	3	3
Jan. 1	5	3	3
Jan. 8	4	3	3

Week	AP	Coaches	NCAA RPI
Jan. 15	3	3	3
Jan. 22	2	2	3
Jan. 29	2	2	3
Feb. 5	2	2	3
Feb. 12	2	2	3
Feb. 19	2	2	3

BULLDOG GAME-BY-GAME STARTERS

OPPONENT	GUARD	GUARD	GUARD	FORWARD	CENTER	RECORD
Virginia	William	Johnson	Schaefer	Vivians	McCowan	1-0
Georgia St.	William	Johnson	Schaefer	Vivians	McCowan	2-0
Southern Miss	William	Johnson	Schaefer	Vivians	McCowan	3-0
vs. Arizona St.	William	Johnson	Schaefer	Vivians	McCowan	4-0
vs. Columbia	William	Johnson	Schaefer	Vivians	McCowan	5-0
vs. Green Bay	William	Johnson	Schaefer	Vivians	McCowan	6-0
vs. Louisiana	William	Johnson	Schaefer	Vivians	McCowan	7-0
Oklahoma St.	William	Johnson	Schaefer	Vivians	McCowan	8-0
Little Rock	William	Johnson	Schaefer	Vivians	McCowan	9-0
Oregon	William	Johnson	Schaefer	Vivians	McCowan	10-0
Maine	William	Johnson	Schaefer	Vivians	McCowan	11-0
at UNLV	William	Johnson	Schaefer	Vivians	McCowan	12-0
vs. Syracuse	William	Johnson	Schaefer	Vivians	McCowan	13-0
Miss. Valley St.	William	Johnson	Schaefer	Vivians	McCowan	14-0
at Georgia	William	Johnson	Schaefer	Vivians	McCowan	15-0
Arkansas	William	Johnson	Schaefer	Vivians	McCowan	16-0
at LSU	William	Johnson	Schaefer	Vivians	McCowan	17-0
Ole Miss	William	Johnson	Schaefer	Vivians	McCowan	18-0
Alabama	William	Johnson	Schaefer	Vivians	McCowan	19-0
at Tennessee	William	Johnson	Schaefer	Vivians	McCowan	20-0
Florida	William	Johnson	Schaefer	Vivians	McCowan	21-0
at Ole Miss	William	Johnson	Schaefer	Vivians	McCowan	22-0
at Missouri	William	Johnson	Schaefer	Vivians	McCowan	23-0
So. Carolina	William	Johnson	Schaefer	Vivians	McCowan	24-0
at Florida	William	Johnson	Schaefer	Vivians	McCowan	25-0
Kentucky	William	Johnson	Schaefer	Vivians	McCowan	26-0
at Vanderbilt	William	Johnson	Schaefer	Vivians	McCowan	27-0
Texas A&M	William	Johnson	Schaefer	Vivians	McCowan	28-0
Auburn	William	Johnson	Schaefer	Vivians	McCowan	29-0
at Kentucky						

MSU RECORD BY STARTING LINEUP

William, Johnson, Schaefer, Vivians, McCowan.....29-0

MSU-UK COMPARISON

	MSU	UK
SCORING	2,420	1,986
Points per game	83.4	68.5
Scoring margin	+28.2	+3.9
FIELD GOALS-ATT	884-1866	730-1727
Field goal pct	.474	.423
3 POINT FG-ATT	216-554	176-484
3-point FG pct	.390	.364
3-pt FG made per game	7.4	6.1
FREE THROWS-ATT	436-590	350-477
Free throw pct	.739	.734
FT made per game	15.0	12.1
REBOUNDS	1,117	1,042
Rebounds per game	38.5	35.9
Rebounding margin	+6.0	+1.8
ASSISTS	460	385
Assists per game	15.9	13.3
TURNOVERS	319	385
Turnovers per game	11.0	13.3
Turnover margin	+9.1	+1.9
Assist/turnover ratio	1.4	1.0
STEALS	262	204
Steals per game	9.0	7.0
BLOCKS	108	99
Blocks per game	3.7	3.4

MSU - UK STATISTICAL LEADERS

	MSU	UK
SCORING	Vivians (19.7 ppg)	Morris (17.0 ppg)
REBOUNDING	McCowan (13.3 rpg)	Rice (6.0 rpg)
ASSISTS	William (4.7 apg)	Murray (4.2 apg)
BLOCKS	McCowan (1.9 bpg)	Rice (1.1 bpg)
STEALS	Johnson (2.2 spg)	Murray (2.2 spg)

BULLDOGS IN WINS VS. LOSSES

Category	Wins	Losses
Points per game	83.4	—
Opp. points per game	55.2	—
FG pct.	.474	—
Opp. field goal pct.	.389	—
3 pt. FG pct.	.390	—
Opp. 3 pt. FG pct.	.293	—
Free throw pct.	.739	—
Rebounds per game	38.5	—
Rebound margin	+6.0	—
Assists per game	15.9	—
Turnovers per game	11.0	—
Turnover margin	+9.1	—
Steals per game	9.0	—
Blocks per game	3.7	—





SEC STANDINGS (THROUGH 2/22)

TEAM	SEC			OVERALL		
	W	L	PCT.	W	L	PCT.
Mississippi State	15	0	1.000	29	0	1.000
South Carolina	12	3	.800	23	5	.821
Georgia	11	4	.733	23	5	.821
Missouri	11	4	.733	23	5	.821
LSU	10	5	.667	18	8	.692
Texas A&M	10	5	.667	21	8	.724
Tennessee	10	5	.667	22	6	.786
Alabama	7	8	.467	17	11	.607
Kentucky	6	9	.400	14	15	.483
Auburn	4	11	.267	13	14	.481
Florida	3	12	.200	11	17	.393
Arkansas	3	12	.200	12	16	.429
Vanderbilt	2	13	.133	6	23	.207
Ole Miss	1	14	.067	11	17	.393

2017-18 SEC PRESEASON POLLS

MEDIA

1. South Carolina
2. Mississippi State
3. Missouri
4. Tennessee
5. Texas A&M
6. Kentucky
7. LSU
8. Georgia
9. Alabama
10. Auburn
11. Vanderbilt
12. Florida
13. Ole Miss
14. Arkansas

COACHES

1. South Carolina
2. Mississippi State
3. Missouri
4. Texas A&M
5. Tennessee
6. Kentucky
7. LSU
8. Georgia
9. Alabama
10. Vanderbilt
11. Auburn
12. Ole Miss
13. Florida
14. Arkansas

2017-18 PRESEASON ALL-SEC

MEDIA

Victoria Vivians, Mississippi State
Morgan William, Mississippi State
 Sophie Cunningham, Missouri
 A'ja Wilson, South Carolina
 Mercedes Russell, Tennessee

COACHES

First Team All-SEC
 Raigyne Louis, LSU
Victoria Vivians, Mississippi State
Morgan William, Mississippi State
 Sophie Cunningham, Missouri
 A'ja Wilson, South Carolina
 Jaime Nared, Tennessee
 Mercedes Russell, Tennessee
 Khaalia Hillsman, Texas A&M

Second Team All-SEC

Caliya Robinson, Georgia
 Taylor Murray, Kentucky
 Shandricka Sessom, Ole Miss
Teaira McCowan, Mississippi State
 Cierra Porter, Missouri
 Jordan Frericks, Missouri
 Tyasha Harris, South Carolina
 Anriel Howard, Texas A&M
 Danni Williams, Texas A&M

BULLDOGS LOOK TO CAP PERFECT REGULAR SEASON AT KENTUCKY

• Mississippi State seeks to cap the regular season without a loss as it travels to Kentucky on Sunday. The Bulldogs have the opportunity to become the first SEC team to go undefeated in the regular season since Tennessee in the 1997-98 campaign.

BULLDOGS VS. WILDCATS

- Sunday will be the 46th meeting between MSU and Kentucky. State halted an 11-game UK win streak in the series with a 74-55 win in Starkville on Feb. 11. Victoria Vivians scored 23 points in the game, while Teaira McCowan had 21 points and 16 rebounds. Ro Johnson added 17 in the victory.
- MSU has not won in Lexington in its last 5 tries, with the last win coming Jan. 18, 2009. Two of those games went to overtime.

GET TO KNOW THE OPPONENT

- Kentucky has gone 2-1 since the first meeting with MSU to sit at 14-15 overall and 6-9 in SEC play. Maci Morris paces UK on the year with 17.0 ppg, while Taylor Murray also hits double digits with 11.4 ppg.
- In SEC play, Morris is scoring at an 18.1 clip and Murray is tallying 11.9 ppg.

LAST TIME OUT FOR MSU

- A strong first quarter put MSU on top for good as it wrapped the first undefeated season in Humphrey Coliseum history with an 82-61 win against Auburn on senior night. The Bulldog seniors combined for 51 of MSU's 82 points, with Vivians and Johnson tallying 16 points each. Morgan William added 13 while Blair Schaefer knocked down 6 points. Teaira McCowan also added 16 points while hauling in 18 boards.

SEC CHAMPS!

- Last Sunday's Texas A&M win gave the senior class another first, as State claimed the program's first SEC regular-season championship. It is the first SEC title won by any women's sport at Mississippi State.
- The Bulldogs clinched the No. 1 seed in the SEC Tournament Feb. 15 at Vanderbilt.

MAKE IT 29 IN A ROW

- State's 29-straight victories is the best start in program history, the longest active DI win streak, the most victories in the nation and the 2nd-most wins in program history behind last season's 34-win campaign.
- The 29-straight victories are tied with Auburn (1988-89) for the 2nd-longest win streak in SEC history.
- MSU has set the program's best season-opening win streak 2-straight years and 3 of the last 4.
- MSU's 15 league wins bettered last year's squad for the most in school history.
- State has claimed its 5th-straight 20-win season under Vic Schaefer. It had 4 prior to his arrival.
- The Bulldogs and UConn are the only 2 teams in the nation without a loss.
- The last 2 seasons MSU is 63-5, the 2nd-best winning percentage in the country (.926). The 63 wins are tied with UConn for the most in that span.

SENIORS MAKE MORE HISTORY WITH WIN NO. 118

- Seniors Ro Johnson, Blair Schaefer, Victoria Vivians and Morgan William are the winningest class in MSU history with 118-career victories. Their total bettered last season's senior class that won its 111th game in the Final Four upset of UConn.
- In addition to being the first MSU team to win an SEC championship, they will become the first class to advance to the NCAA Tournament all four seasons. They claimed MSU's first win against a No. 1 ranked team with the UConn victory.
- They are also the first State class to win 20-plus games all 4 years. MSU has won 20 games 5-straight years after claiming 20 wins just 4 times prior to Schaefer's arrival on campus.
- Their 118 wins since 2014-15 are 2nd in the SEC and 6th-most nationally in that span. They became the winningest Bulldog class at Missouri (Feb. 1) with their 112th victory.
- They are also 50-13 in SEC play, the 2nd-most wins in the league since 2014-15. The class has won 10-plus SEC games each year, something done only once (2002-03) prior to their freshman year (2014-15).
- The senior class is 23-9 on the road in SEC play, including 14-2 the past 2 seasons. State was 22-39 in road SEC games the 8 years before their arrival. They are 61-4 overall, 28-4 in SEC play at home during their careers.
- They also claimed the program's first 2 wins at Tennessee.
- In the stretch of a week, MSU snapped 11-game losing streaks to both South Carolina and Kentucky.

MOST WINS IN DIVISION I SINCE 2014-15 (THROUGH FEB. 22)

1. UConn	139
2. Notre Dame	128
Baylor	128
4. South Carolina	123
5. Maryland	119
6. Mississippi State	118
7. FGCU	116

MSU MAKES HISTORY WITH RISE TO NO. 2

- State stayed No. 2 in this week's Associated Press Top 25 Poll, the Bulldogs' highest ranking in the poll. MSU has now been in the AP Top 25 71-straight weeks, the nation's 6th-longest active streak. It earned a 35th-consecutive week in the Top 10, the 5th-longest active streak in the country. MSU's 11-straight weeks in the Top 5 is the 4th-longest current run.
- MSU also remained No. 2 in this week's USA Today Coaches Poll, its 68th-straight week in the poll. It matches the program-best No. 2 ranking State received in last season's final poll.
- Mississippi State is also the No. 2 overall seed in the final NCAA Committee Top 16 Ranking.



DAWGS TAKE DOWN RANKED FOES

- MSU has 6 wins against Top 10 teams since the start of 2016-17, 3 this season. State had only defeated a Top 10 team 7 times prior.
- Last season's Final Four win against UConn was the program's first against a team ranked No. 1.
- State is 8-3 against Top-15 teams since 2016-17.
- MSU has a nation's-best 9 wins vs. teams in this week's AP poll, including the other 6 SEC teams.
- The Dawgs are 11-0 against the RPI Top 50, including 6-0 against teams in the RPI Top 25.

BULLDOGS COMPLETE 110 FOR 10 CHALLENGE

- With Thursday's crowd of 9,474, Mississippi State passed 110,000 in season attendance for the first time. MSU drew 113,814 for the home slate.
- After reaching the 110K goal, Vic Schaefer donated \$10,000 to the Boys and Girls Club of Starkville, but other Bulldogs stepped up and donated an additional \$36,000.
- With Thursday's crowd, the program's Top 20 single-game attendance marks have come under Schaefer. The Feb. 5 crowd of 10,794 against South Carolina was the most in Humphrey Coliseum history and most ever to watch a game in the state.
- MSU is 7th in Division I in total attendance and average attendance (7,113).
- MSU's 8,502 average in SEC games is 3rd in the league.

BULLDOGS PILING UP SEC POW AWARDS

- Teaira McCowan and Victoria Vivians have combined to win 5 SEC Player of the Week awards this season. McCowan has earned it 3 times (11/21, 12/19, 1/2), tying her with LaToya Thomas (2002) for the school record. McCowan has also been named to the NCAA Starting 5 twice this season.
- Vivians received it and USBWA National Player of the Week on Dec. 26, and she was also the league player of the week on Dec. 5.

BULLDOGS LAND ON NATIONAL LISTS

- Vic Schaefer was named a semifinalist for Naismith National Coach of the Year on Wednesday.
- Vivians and McCowan have been named to the Wooden Award Late Season Top 20 and Naismith Late Season Top 30. They join Morgan William on the Wade Trophy watch list.
- MSU and UConn are the only teams with multiple representatives on the Wooden Award list.
- Vivians is a Top 10 finalist for the Senior CLASS Award and on the Top 10 for the Ann Meyers Drysdale Award for the nation's top shooting guard.
- McCowan is a Top 10 finalist for the Lisa Leslie Award for the nation's top center.

BULLDOGS SCORING THE BASKETBALL

- After setting the school season scoring record a year ago (2,961 points), MSU is scoring at an 83.4 clip that is best in the SEC and 8th in the country.
- That average would be 1st in MSU history, bettering the 81.1 rate set in 1980-81.
- In SEC play, the Bulldogs also lead with 80.7 ppg.
- The Dawgs have scored 75+ points in 21 games (16 with 80+). They are 62-2 since 2014-15 when hitting 75.
- MSU scored its most-ever points in an SEC game with 111 against Arkansas on Jan. 4.

ENDING GAMES ON A STRONG NOTE

- In the last 7 games, which includes 3 ranked foes, MSU has claimed a 285-184 edge in the 2nd half.
- In SEC play, State is averaging 41.7 ppg in the

2nd half compared to 28.4 ppg for opponents. The Dawgs are shooting 51.5% the final 2 quarters of league games.

- The Bulldogs have come out of the gates strong of late, however. After being out-scored by 10 in the 1st quarter against South Carolina, MSU has claimed a 125-56 advantage (25.0 ppg-11.2 ppg) in the opening quarter the last 5 games.
- Johnson has been the catalyst in the opening quarter the last 5 games, averaging 8.0 ppg and shooting 66.7% from the field, 80% from 3-point range.

DAWG TOUGH DEFENSE

- MSU has also been tough to score on, rating 1st in the SEC, 16th in DI, in scoring defense (55.2 ppg).
- State allows an SEC-low 55.9 ppg in league games.
- MSU has kept 10 of 15 SEC foes to 60 points or less, and held 9 of its last 10 foes to 55 or fewer points. Since 2014-15, MSU is 78-4 when allowing 60 points or less.
- State has kept 25 foes to 65 or fewer points and is 129-23 under Schaefer when doing so.
- The Bulldogs are 1 of 2 Division I teams to rank in both the Top 10 in Division I in scoring offense and the Top 20 in scoring defense.

STATE HITTING SHOTS FROM THE FIELD

- Thursday was the 25th time this year, 21st in the last 23 contests, MSU has shot 40% or better from the field.
- The Dawgs are 1st in the SEC in league play making 47% from the field. For the year, it is 2nd in the conference and 13th in Division I sinking 47.4%.
- After making 47.3% against Auburn, MSU is 65-5 under Schaefer when making 45% or higher.
- State has shot 50% or better 11 times this year.

GOING DOWNTOWN

- State is also one of the country's best from the arc, ranking 12th in DI with an SEC-best 39% rate. The school 3-point record is 37.2% set in 2001-02.
- The Dawgs' 216 3-pointers are 2nd in school history, 29 back of the record (245, 2009-10).
- MSU is 2nd in SEC games from the arc (41.2%).
- State is 1 of 2 SEC teams in the Top 15 nationally in both field goal and 3-point field goal percentage.
- After making 28.6% at Missouri, State has knocked down 43.9% the last 6 games.
- The Dawgs make 7.4 3's per game in SEC play, 4th-most in the league.
- MSU has made a 3-pointer in 35-straight games, and it has made 10-plus in 9 contests.
- State is the only SEC team to have 3 players shooting 40% or better from the arc (min. 100 attempts).

GETTING IT DONE AT THE CHARITY STRIPE

- State is averaging 19.1 free-throw attempts per game in SEC play and making a league 4th-best 75.5%. MSU made 72.4% in non-conference play.
- For the season, MSU is 15th nationally in free-throw attempts (590) and 8th in makes (436).
- State has made 64 more freebies than foes have attempted this season, 33 more in league play. It has been to the line 10-plus times in all 29 games.
- In the last 5 minutes of SEC games, State is 43-of-53 (81.1%).
- This year's 73.9% free-throw percentage would better last year's squad for tops in program history.

BULLDOGS PUT ON THE PRESSURE

- MSU forces opponents into turnovers on 25% of their possessions according to HerHoopStats.com.
- State has forced 15 or more turnovers in 25 of 29 games and 20 turnovers 15 times this season.

- The Bulldogs force 20.1 turnovers per game, 2nd-most in the SEC.
- MSU averages 23.9 ppg off opponent miscues while giving up 8.2 ppg off its own turnovers. The Dawgs score 22.0 ppg off turnovers in SEC play.
- Since 2014-15, MSU is 77-3 when tallying 20 or more points off turnovers, 58-0 the last 3 seasons.

STATE PROTECTS AND DISHES THE ROCK

- On the other hand, State gives the ball away just 11.0 times per game, fewest in the SEC and 3rd-lowest in Division I. It averages an SEC-low 9.9 turnovers per league game. State is the only SEC team averaging fewer than 12.5 turnovers per game in conference play.
- Via HerHoopStats.com, MSU turns the ball over just 12.9% of its possessions, 4th nationally.
- State has claimed a +9.1 turnover margin that is 1st in the league and 3rd in the nation.
- MSU is 131-26 under Schaefer, 102-13 since 2014-15, when winning the turnover battle.
- The Dawgs' 1.4 season assist/turnover ratio is 1st in the SEC, 10th in DI. Its 1.5 ratio in league games also tops the conference.

YEAR	ASST.	A/G	A%	TO	TO/G	TO%	RATIO
2017-18	460	15.9	.520	319	11.0	.129	1.4
2016-17	574	14.7	.532	499	12.8	.151	1.2
2015-16	479	13.3	.529	529	14.7	.168	0.9
2014-15	448	13.2	.588	552	16.2	.180	0.8

VIVIANS SAVING THE BEST FOR LAST

- Vivians has enjoyed a banner senior season, with her 19.7 scoring average the best of her career and 33rd in Division I this season.
- Vivians is shooting 12.8% higher from the field, 11.9% better from 3-point range and 7.4% higher from the line than a year ago.
- She has double figures in 28 of her team's 29 games. She has 14 20-point outings this year, 46 for her career.
- After notching her 9th-career double-double, 2nd of the year, against Texas A&M, she is averaging 23.1 ppg this year, 18.1 ppg in her career, vs. ranked foes.
- Vivians has led MSU in scoring in 75-career games, the most in program history.
- She is also having her best season at the free-throw line, rating 6th in the SEC at an 83.5% clip that would be 5th in school history, 2nd only to William. Her 84.4% tally in SEC games is also 6th.

VICTORIA VIVIANS' GROWTH ON OFFENSE

Year	PPG	FG%	3FG%	FT%	TS%*
2017-18	19.7	.499	.400	.835	.591
2016-17	16.2	.371	.281	.761	.466
2015-16	17.1	.382	.309	.732	.469
2014-15	14.9	.368	.327	.746	.481

* — True Shooting% (HerHoopStats.com)

VIVIANS CLIMBS CAREER CHARTS

- Vivians became the 3rd Bulldog to score 2,000-career points with 11 1st-half points against Syracuse (Dec. 21). Her 2,326 points are 1st among active SEC players, 3rd by a current Division I athlete and 95 back of 2nd at MSU.
- Vivians is 3rd in program history in career FG made (845) and 2nd in 3-point FG (264).
- She notched her 200th steal with 4 at Florida. Her 207-career swipes are 5th at MSU, 3 shy of graduate assistant coach Dominique Dillingham for 4th.

THE QUEEN OF ALL COURTS

- Victoria Vivians earned the nickname "Queen" for her heralded high school career. Now she is the "Queen of All Courts" as she was voted Mississippi State's 2017 Homecoming Queen.



T & T ARE DY-NO-MITE

- McCowan and Vivians are the top-scoring duo in the SEC, averaging a combined 38.4 ppg for the season. They combine to average 37.2 ppg in SEC play. They score 46% of MSU's points this season, 46.1% in league play.
- They are the 4th-best Power 5 scoring duo.
- The pair accounts for 54.8% of the Bulldogs' scoring against ranked foes this year.
- Vivians is 3rd in the league in season scoring (19.7 ppg), while McCowan is 4th (18.7 ppg). In SEC play, Vivians is 3rd (19.7 ppg), McCowan 8th (17.5 ppg).

MCCOWAN MAKING MARK ON REBOUNDING RECORDS

- McCowan's 16-point, 18-rebound performance against Auburn was her 21st double-double of the season, a new season record bettering the previous high of 20 registered by Sandra Butler in 1983-84.
- With 31 double-doubles for her career, McCowan is 4 shy of tying for 2nd at MSU.
- She has 10-plus rebounds in 26 of this season's 29 games, including 10 with 15 or more boards.
- With her 20th rebound in the final seconds against South Carolina, McCowan set the MSU single-season rebounding record. Her 385 boards this season passed Martha Alwal (2013-14) for the top spot and are 2nd-most in the country.
- McCowan's 13.3 rebounding average this season is 3rd in Division I, 1st in the SEC. It would also be the best in MSU annals, bettering the top mark of 12.6 set by Jackie Perry in 1987-88.
- Her 6.0 offensive rpg this year tops the nation. McCowan pulls down an offensive board 22.9% of her chances, the nation's 2nd-best percentage by HerHoopStats.com.

MCCOWAN MAKING STRIDES ON OFFENSE

- McCowan could arguably be the most-improved player in the nation this season, averaging 10.0 ppg more than last season, including 8.2 ppg more in SEC play when she was tabbed MSU's first SEC 6th Woman of the Year.
- She is also hauling in over 6.0 more rebounds per game than last season, including nearly 7.0 more rpg in league play.
- McCowan is knocking down shots at a record rate also, as her 61.5% season tally from the field would be tops at MSU and best since 1992-93. She could be only the 2nd MSU player ever to shoot 60% or better from the field in a season.
- She was 12-of-13 in the 1st meeting against Ole Miss, a 92.3% tally that tied the school record she set last season against Florida.

TEAIRA MCCOWAN IN THE NATIONAL RANKS

CATEGORY	No.	SEC RANK	NCAA RANK
PPG	18.7	4	53
RPG	13.3	1	3
OFF RPG	6.0	1	1
FG%	.615	1	10
DBL-DBL	21	1	4

MCCOWAN ALSO RISING CAREER CHARTS

- Not only does McCowan sit atop the season rebounds list, but she is also rising the MSU career rebounds list, rating 4th with 856.
- McCowan scored her 1,000th point as a Bulldog in the first meeting against Florida. She joins Martha Alwal as the only Dawgs with 1,000-career points, 800 rebounds and 150 blocks.
- Looking to set the season field goal percentage record, McCowan also sits atop the Bulldog record books in career field goal percentage at 57.2%.
- Her 157-career blocked shots are 3rd in program history.

MCCOWAN PUTS UP THE 30-20 GAMES

- South Carolina was McCowan's 3rd time this year to grab 20 rebounds in a game. In the others (at LSU - Jan. 7 & vs. Louisiana - Nov. 29), she also scored 30 points.
- She is the only SEC player since at least 2000 to record 30 points and 20 boards in a game, and her 2 30-20 games is tied for 2nd-most by an NCAA Power 5 conference player the last 15 seasons.
- McCowan is the first Power 5 conference player to have 35 points, 19 rebounds and 5 blocks in a game since Brittney Griner of Baylor on Jan. 30, 2013.

WILLIAM SETS UP TEAMMATES

- Morgan William has distributed the basketball to her teammates, rating 2nd in the SEC in assists for the season (4.7 apg) and in league games (4.9 apg).
- The last 4 games, William has dished 28 assists vs. just 6 turnovers.
- William averages 1.1 turnovers per game and is 3rd nationally with a 4.2 assist/turnover ratio. Her 3.7 ratio in league games also tops the conference.
- William notched her 600th-career assist at Vanderbilt (Feb. 15). Her 617 dimes are best among current SEC players and 7th by a current DI player. Her 500th-career assist came on Nov. 19 to her roommate, Blair Schaefer.
- William added another accolade Dec. 8 as an SEC graduate patch now adorns her uniforms after she earned her bachelor's degree in sports studies from MSU.

CAREER WATCH

SCORING

	player	games	points	avg.
1	LaToya Thomas (2000-03)	125	2,981	23.8
2	Tan White (2002-05)	121	2,421	20.0
3	Victoria Vivians (2015-pres.)	138	2,326	16.9
9	Laura Springer (1978-81)	117	1,340	11.5
10	Martha Alwal (2012-15)	124	1,328	10.7
11	Morgan William (2015-pres.)	138	1,299	9.4
16	Kendra Grant (2012-15)	125	1,156	9.2
17	Lisa Scott (1989-92)	106	1,145	10.8
18	Nitra Perry (1997-00)	116	1,124	9.7
19	Teaira McCowan (2016-pres.)	103	1,111	10.8

FIELD GOAL PERCENTAGE (minimum 300 attempts)

	player	games	percentage
1	Teaira McCowan (2016-pres.)	103	57.2 (453-792)
2	LaToya Thomas (2000-03)	125	55.3 (1,119-2,024)
3	Sophie Ratliff (1987-90)	117	53.7 (454-845)
4	Ann Lashley (1985-88)	116	53.6 (439-819)
5	Erica Simmons (1990-93)	107	53.2 (223-419)
6	Chinwe Okorie (2015-17)	109	52.1 (270-518)

FIELD GOALS MADE

	player	games	field goals
1	LaToya Thomas (2000-03)	125	1,119 (2,024 att.)
2	Tan White (2002-05)	121	893 (2,102 att.)
3	Victoria Vivians (2015-pres.)	138	845 (2,113 att.)

THREE-POINT FIELD GOALS MADE

	player	games	field goals
1	Alexis Rack (2007-10)	129	340 (1,057 att.)
2	Victoria Vivians (2015-pres.)	138	264 (825 att.)

THREE-POINT FIELD GOAL PERCENTAGE (minimum 100 attempts)

	player	games	percentage
1	Roshunda Johnson (2017-pres.)	62	43.0 (101-235)
2	Jessica Carter (2001-04)	106	41.4 (99-239)
3	Blair Schaefer (2015-pres.)	125	38.2 (155-406)
4	Bobbie Braddock (1990-91)	55	37.8 (59-156)
5	Angela Harris (1997-00)	110	37.6 (89-237)
6	Meadow Overstreet (1998-01)	112	37.0 (138-373)
8	Mary Kathryn Govero (2008-11)	128	37.0 (182-492)
8	Jennifer Fambrough (1999-02)	117	36.7 (69-188)
9	Jemmye Ann Helms (1993-97)	101	36.6 (100-273)
10	Ebonie Ferguson (2002-05)	69	35.1 (61-174)

FREE THROWS MADE

	player	games	free throws
1	LaToya Thomas (2000-03)	125	709 (914 att.)
2	Morgan William (2015-pres.)	138	500 (593 att.)
3	Tan White (2002-05)	121	413 (557 att.)
4	Jennifer Fambrough (1999-02)	117	396 (511 att.)
5	LaCharlotte Smith (1993-96)	106	379 (526 att.)
6	Victoria Vivians (2015-pres)	138	372 (485 att.)

FREE THROW PERCENTAGE (minimum 150 attempts)

	player	games	percentage
1	Morgan William (2015-present)	138	84.3 (500-593)
2	LaToya Thomas (2000-03)	125	77.6 (709-914)
3	Jennifer Fambrough (1999-02)	117	77.5 (396-511)
4	Chanel Mokango (2009-10)	67	76.9 (143-186)
5	Victoria Vivians (2015-pres.)	138	76.7 (372-485)
6	Alexis Rack (2007-10)	129	76.5 (296-387)
7	Ann Sanders (1987-90)	92	75.8 (141-186)
8	Diamber Johnson (2009-12)	126	75.7 (178-235)
9	Tutti Calhoun (1975-77)	66	74.8 (152-203)

REBOUNDS

	player	games	rebounds	avg.
1	LaToya Thomas (2000-03)	125	1,108	8.9
2	Martha Alwal (2012-15)	124	1,010	8.1
3	Sharon Thompson (1995-98)	107	936	8.7
4	Teaira McCowan	103	856	8.3

ASSISTS

	player	games	assists	avg.
1	Morgan William (2015-pres.)	138	617	4.5

BLOCKED SHOTS

	player	games	blocks	avg.
1	Martha Alwal (2012-15)	124	328	2.6
2	Chanel Mokango (2009-10)	67	180	2.7
3	Teaira McCowan (2016-pres.)	103	157	1.5

STEALS

	player	games	steals	avg.
1	Tan White (2002-05)	121	372	3.1
2	Kunshinge Sorrell (1987-88)	62	238	3.8
3	LaCharlotte Smith (1993-96)	106	230	2.2
4	Dominique Dillingham (2014-17)	139	210	1.5
5	Victoria Vivians (2015-pres.)	138	207	1.5

MO ALSO MAKES THE FREEBIES

- After going 6-for-6 at the free-throw line against Auburn, William is making an SEC 3rd-best 84.4%. It would tie her sophomore season (2015-16) for the best percentage in school history. She currently owns the Top 3 season marks at MSU.
- William tops the MSU career record books in free-throw percentage (SEC 9th-best 84.3%). She made her 500th-career free throw against Auburn, 2nd in State history and 5th-most by a current Division I player.

RO HEATING UP FOR THE STRETCH RUN

- Ro Johnson has been on fire for MSU of late, reaching double figures her last 5 games. In that stretch she is State's 2nd-leading scorer, averaging 16.8 ppg and shooting 51.7% from the field (31-of-60) and 54.5% from the arc (18-of-33).
- The Little Rock native is 5th in the SEC making 42.4% from the 3-point line, but she has been even more efficient in league games, knocking down an SEC 3rd-best 45.6%.
- Her 42.4% season total from the arc is 6th at MSU. Her 43.8% tally last season was 2nd in program annals. She tops MSU in career 3-point percentage (43%).

BLAIR BRILLIANT FROM THE ARC

- Blair Schaefer and Johnson made a combined 61-of-156 (39%) from 3-point range in non-conference play, but in league games they are 75-of-169 (44.4%).
- In her 1st year as a starter, Schaefer has 16 double-figure scoring games (8 in SEC play).
- She is averaging 9.7 ppg for the year, but is scoring 10.7 ppg behind 43.6% 3-point shooting in league contests. Schaefer tops the SEC in league play making 2.9 3's per game at a 43.6% clip that is 6th.
- Her 77 made 3-pointers this year are 6th-most in MSU season history.
- In her career she is making the triple at a 38.2% rate that is 3rd in school records.

JOHNSON, SCHAEFER BRING THE DEFENSE ALSO

- Johnson and Schaefer have excelled on defense as well. Johnson is averaging 2.2 spg through 29 games (T6th in the SEC) and 1.9 spg in SEC play (T5th in the league). She tallied 5 swipes at Vandy, tying her career high.
- Schaefer leads MSU in charges taken, as she has collected 22 this season after taking 20 a year ago. She clinched the win at Mizzou by drawing one in the final seconds.

RECORD SEMESTER IN THE CLASSROOM

- The Dec. 13 win vs. No. 9 Oregon capped a day that saw MSU earn a school-record 3.40 GPA in the classroom. Twelve earned a 3.00 or higher, with 4 (Jordan Danberry, Ro Johnson, Nyah Tate and Myah Taylor) finishing with 4.00 GPAs.

UCONN UPSET THE TOP PLAY IN 2017

- Morgan William's shot to defeat UConn was named 2017's top play by espnW and The Clarion Ledger. William was named The Clarion Ledger's Sports Person of the Year.
- The play also won MSU the ESPY for Best Upset.

STATE INKS ONE OF NATION'S TOP CLASSES

- State's early signing class ranked 11th nationally, 2nd in the SEC, by ESPN.
- The Dawgs inked 5-star 6-foot-5 post players Daphne White (Ocean Springs, Miss. - No. 48 overall , No. 7 position) and Jessica Carter (Waverly Hall, Ga. - No. 49 overall, No. 8 position). State also signed 4-star wing Xaria Wiggins (No. 54 overall, No. 8 position) out of Virginia Beach, Va.
- MSU added another 5-star standout to the class when 5-11 guard Andra Espinoza-Hunter picked MSU after deciding to transfer from UConn. She was the No. 16 player by ESPN and No. 10 by Blue Star Media in 2017.

THE LAST TIME FOR THE BULLDOGS...

THE LAST TIME MSU...

Won 20 games in a row	29 games, Nov. 10, 2017-Feb. 22, 2018
Won 15 games in a row	19 games, Nov. 10, 2017-Jan. 21, 2018
Won 10 home games in a row	18 games, March 17, 2017-Feb. 22, 2018
Won 10 road games in a row	11 games, Feb. 21, 2016-Jan. 19, 2017
Lost 3 games in a row	3 games, Jan. 16, 2014-Jan. 23, 2014
Defeated a Top 10 Team	No. 6 South Carolina, 67-53 (2/5/18)
Defeated a Top 25 Team	No. 17 Texas A&M, 76-55 (2/18/18)
Defeated a ranked team on the road	No. 15 Missouri, 57-53 (2/1/18)
Overcame a 10+ point halftime deficit to win	17, at Iowa State (12/3/16)
Won an overtime game	66-64 vs. UConn [NCAAT] (3/31/17)
Lost an overtime game	75-78 at Kentucky (2/23/17)
Won a double overtime game	74-66 vs. Southern Miss (3/24/14)
Lost a double overtime game	90-92 at Kentucky (2/12/15)
Won regular season tournament	Duel in the Desert [Rebel Division] (2017)
Scored 100 points	111 vs. Arkansas (1/4/18)
Scored 100 points on the road	103 at UNLV (12/20/17)
Scored 90 points	95 at Vanderbilt (2/15/18)
Made 30 field goals	37 at Vanderbilt (2/15/18)
Made 40 field goals	40 at Florida (2/8/18)
Made 50 field goals	53 vs. Judson College (2/24/86)
Shot 60% from the field	61.6% vs. Miss. Valley St. (12/28/17)
Shot 55% from the field	55.6% at Florida (2/8/18)
Shot 40% or less from the field	36.7% vs. South Carolina (2/5/18)
Shot less than 30% from the field	28.6% vs. UConn [NCAAT] (3/26/16)
Made 5 3-point field goals	9, vs. Auburn (2/22/18)
Made 10 3-point field goals	10 vs. Texas A&M (2/18/18)
Made 30 or more free throws	33 vs. Louisiana Tech (12/11/14)
Made 25 or more free throws	26 vs. Oklahoma St. (12/3/17)
Attempted 100 field goals	104 vs. Montevallo (11/19/17)
Attempted 30 3-point field goals	31 at Duke (3/22/15)
Attempted 30 or more free throws	32 at Ole Miss (1/28/18)
Attempted 45 or more free throws	46 vs. Louisiana Tech (12/11/14)
Had 65 rebounds	69 vs. SE Louisiana (12/7/14)
Had 70 rebounds	71 vs. Arkansas-Pine Bluff (11/13/09)
Had 75 rebounds	78 vs. Judson College (2/24/86)
Had 10 or more blocked shots in a game	11 at Kentucky (2/23/17)
Had 35 assists	37 vs. Memphis (1/3/80)
Had 25 or more assists	25 vs. Arkansas (1/4/18)
Had 30 or more steals	30 vs. New Orleans (11/17/13)
Had 20 or more steals	20 vs. Miss. Valley St. (11/24/15)
Had 10 or more steals	16 at Vanderbilt (2/15/18)
Had four freshmen start a single game	4, at Vanderbilt (11/2/06)

LAST TIME SOMEONE FOR MSU...

Scored 30 points	31, Teaira McCowan at LSU (1/7/18)
Scored 40 points	41, Teaira McCowan vs. Miss. Valley St. (12/28/17)
Scored 45 points	47, Tan White vs. Vanderbilt (2/3/05, 20T)
Scored in double figures in 10 straight games	12 straight, Victoria Vivians (11/11/18-2/22/18)
Scored double figures in 100 straight games	125 straight, LaToya Thomas (11/19/99-3/24/03)
Scored 20 points in 2 straight games	Victoria Vivians (1/14/18-1/21/18)
Scored 20 points in 5 straight games	9 straight, Tan White (2/19-11/26/04)
Scored 20 points in 10 straight games	12 straight, LaToya Thomas (2/1-3/20/01)
Had 2 players score 20 points in a game	Vivians [23], McCowan [21] vs. Kentucky (2/11/18)
Had 3 players score 20 points in a game	vs. So. Miss. (11/20/99)

Scored 30 points in 2 straight games	Tan White (38) vs. Ark. (3/3/05) & Auburn (2/27/05)
Scored 30+ points by 2 players in a game	McCowan [35], Vivians [30] vs. Oregon (12/13/17)
5 or more players scored double figures	5, vs. Texas A&M (2/18/18)
5 or more scored 10+ pts. in 2 straight games	5, Vanderbilt (2/15/18) & Texas A&M (2/18/18)
Made 10 field goals in a game	10, Victoria Vivians vs. Texas A&M (2/18/18)
Made 15 field goals in a game	19, Teaira McCowan vs. Miss. Valley St. (12/28/17)
Made 20 field goals in a game	20, LaToya Thomas vs. Tulsa (11/17/02)
Made 5 or more 3-pointers in a game	5, Victoria Vivians vs. Texas A&M (2/18/18)
Made 7 or more 3-pointers in a game	7, Victoria Vivians at Louisiana Tech (12/13/15)
Made 8 or more 3-pointers in a game	8, Meadow Overstreet vs. Miss. Valley St. (12/20/99)
Made 10 free throws in a game	10, Morgan William vs. LSU [SECT] (3/3/17)
Made 15 free throws in a game	18, Jennifer Fambrough vs. Northwestern St. (12/19/98)
Had 10 rebounds	12, Victoria Vivians & 11, Teaira McCowan vs. Texas A&M (2/18/18)
Had 15 or more rebounds	18, Teaira McCowan vs. Auburn (2/22/18)
Had 20 rebounds	20, Teaira McCowan vs. South Carolina (2/5/18)
Had 25 rebounds	26, Sophie Ratliff vs. Shorter College (3/14/88)
Had 10+ rebounds in 5 straight games	8 straight, Teaira McCowan (1/28/18-2/22/18)
Had three players record 10 rebounds	vs. SE Louisiana (12/7/14)
Had 10 offensive rebounds	10, Teaira McCowan vs. Kentucky (2/11/18)
Had 10 defensive rebounds	12, Teaira McCowan vs. Auburn (2/22/18)
Dished 10 assists	10, Roshunda Johnson vs. Arkansas (1/4/18)
Dished 15 assists	17, Polly Branch vs. Bryan (2/1/86)
Blocked 5 shots in a game	5, Teaira McCowan vs. Miss. Valley St. (12/28/17)
Blocked 10 or more shots in a game	10, Martha Alwal vs. Jacksonville St. (11/11/11)
Had 5 or more steals in a game	5, Roshunda Johnson & Jazzmun Holmes at Vanderbilt (2/15/18)
20 points & 20 rebounds in a game	Teaira McCowan [31 pts., 20 rbd.] at LSU (1/7/18)
Had a double-double	Teaira McCowan [16 pts., 18 rbd.] vs. Auburn (2/22/18)
Had a double-double in 2 straight games	Teaira McCowan (2 straight, 2/18/18-2/22/18)
Had a double-double in 3 straight games	Teaira McCowan (3 straight, 2/15/18-2/22/18)
Had a double-double in 4 straight games	Teaira McCowan (5 straight, 2/8/18-2/22/18)
Had two players record a double-double	McCowan & Vivians vs. Texas A&M (2/18/18)
Had three players record a double-double	vs. Arkansas-Pine Bluff (11/13/09)
Had 10+ double-doubles in a season	21, Teaira McCowan (2017-18)
Had a triple-double	Cynthia Hall, 12 pts., 10 rbd. and 12 assts. vs. La.-Lafayette (12/16/00)

LAST TIME AN OPPONENT...

Scored 60 points or less	55 by Texas A&M (2/18/18)
Scored 50 points or less	50 by Vanderbilt (2/15/18)
Scored 40 points or less	36 by Miss. Valley St. (12/28/17)
Scored 30 points or less	26 by Northwestern St. (12/28/16)
Shot 60% from the field	62.7% by UConn [NCAAT] (3/26/16)
Shot 55% from the field	56.1% by Oregon (12/13/17)
Shot 50% from the field	51.2% by Vanderbilt (2/15/18)
Made 10 three-point field goals in a game	10 by DePaul [NCAAT] (3/19/17)
Made 10 or fewer field goals	8 by Savannah St. (11/29/15)
Made 35 free throws	38 by Union University (12/3/84)

LAST TIME AN OPPOSING PLAYER...

Scored 40 or more points	42 by Makayla Epps of Kentucky (2/12/15)
Scored 30 or more points	31, Chennedy Carter of Texas A&M (2/18/18)
Made 5 or more 3-pointers	5, Hannah Cook of Alabama (1/14/18)
Had 15 or more rebounds	16 by Evelyn Akhator of Kentucky (2/23/17)
Had 20 or more rebounds	20 by DeNesha Stallworth of Kentucky (2/27/14)
Had 10 or more assists	11 by Jadda Buckley of Iowa State (12/3/16)



MSU IN THE SEC AND NCAA

(Through 02/22/17)

TEAM STANDINGS — ALL GAMES

CATEGORY	TOTAL	SEC	NCAA
Scoring Offense	83.4	1	8
Scoring Defense	55.2	1	16
Scoring Margin	+28.2	1	3
FG Percentage	.474	2	13
FG Percentage Def.	.389	6	104
3PT FG Percentage	.390	1	12
3PT FG Defense	.293	4	64
3PT FG Per Game	7.4	4	68
Free Throw Percentage	.739	3	62
Rebounding Offense	38.5	8	131
Rebounding Defense	32.6	3	—
Rebounding Margin	+6.0	5	47
Offensive Rebounds	14.2	3	—
Defensive Rebounds	24.3	9	—
Blocked Shots	3.7	7	114
Assists	15.9	4	52
Steals	9.0	4	88
Turnovers Forced	20.1	2	29
Turnover Margin	+9.1	1	3
Assist/Turnover Ratio	1.4	1	10

INDIVIDUAL STANDINGS — ALL GAMES

CATEGORY	TOTAL	SEC	NCAA
POINTS PER GAME			
Victoria Vivians	19.7	3	33
Teaira McCowan	18.7	4	53
FIELD GOAL PERCENTAGE			
Teaira McCowan	.615	1	10
Victoria Vivians	.499	13	85
REBOUNDS			
Teaira McCowan	13.3	1	3
3PT FIELD GOALS MADE			
Blair Schaefer	2.7	2	59
Ro Johnson	2.0	7	193
Victoria Vivians	1.8	10	—
3PT FIELD GOAL PERCENTAGE			
Ro Johnson	.424	5	29
Blair Schaefer	.414	6	39
Victoria Vivians	.400	T8	—
FREE THROW PERCENTAGE			
Morgan William	.844	3	43
Victoria Vivians	.835	6	57
OFFENSIVE REBOUNDS			
Teaira McCowan	6.0	1	1
DEFENSIVE REBOUNDS			
Teaira McCowan	7.2	3	25
ASSISTS			
Morgan William	4.7	2	75
ASSIST/TURNOVER RATIO			
Morgan William	4.2	1	3
STEALS			
Ro Johnson	2.2	T6	118
Victoria Vivians	1.6	15	—
BLOCKS			
Teaira McCowan	1.9	5	63
MINUTES PLAYED			
Blair Schaefer	31.5	21	—
Victoria Vivians	30.3	25	—

BULLDOG GAME-BY-GAME LEAD/DEFICIT

OPPONENT	LARGEST LEAD	LARGEST DEFICIT	TIME LED	TIME TRAILED	TIME TIED	RESULT
Virginia	22 (4th, 7:34)	2 (1st, 9:34)	36:06	2:43	1:11	W, 68-53
Georgia State	59 (4th, 3:23)	None	39:25	0:00	:35	W, 106-50
Southern Miss	39 (4th, 8:45)	None	38:52	0:00	1:04	W, 91-56
vs. Arizona State	13 (1st, :47)	3 (3rd, 9:40)	28:19	8:12	3:29	W, 65-57
vs. Columbia	37 (4th, 4:38)	5 (1st, 8:01)	32:53	3:34	3:06	W, 90-54
vs. Green Bay	29 (3rd, 1:29)	1 (1st, 7:50)	39:32	:08	:20	W, 67-46
vs. Louisiana	57 (4th, :26)	None	39:51	0:00	:09	W, 94-37
Oklahoma State	12 (4th, 2:51)	1 (1st, 5:27)	35:58	2:27	1:33	W, 79-76
Little Rock	45 (4th, 2:40)	None	39:09	0:00	:51	W, 86-48
Oregon	20 (3rd, 3:21)	2 (1st, 8:37)	37:57	:39	1:22	W, 90-79
Maine	41 (4th, :53)	3 (1st, 8:44)	37:49	:15	1:56	W, 83-43
at UNLV	43 (4th, 9:48)	3 (1st, 7:30)	34:24	2:26	2:43	W, 103-63
vs. Syracuse	19 (4th, 6:19)	2 (1st, 3:58)	36:41	2:14	1:05	W, 76-65
Miss. Valley St.	76 (4th, 1:13)	None	39:09	0:00	:16	W, 112-36
at Georgia	26 (3rd, 2:13)	4 (1st, 9:03)	31:31	7:51	:14	W, 86-62
Arkansas	44 (4th, :29)	5 (1st, 8:28)	32:47	4:59	2:14	W, 111-69
at LSU	17 (3rd, 4:56)	7 (1st, 4:29)	27:32	10:11	2:17	W, 83-70
Ole Miss	32 (4th, 1:40)	None	39:29	0:00	:11	W, 76-45
Alabama	22 (3rd, 2:22)	6 (2nd, 9:45)	33:03	5:40	1:17	W, 75-61
at Tennessee	19 (4th, :37)	2 (1st, 9:55)	35:09	3:48	1:03	W, 71-52
Florida	37 (4th, 1:31)	None	39:33	0:00	:23	W, 90-53
at Ole Miss	26 (3rd, 3:35)	None	39:05	0:00	:55	W, 69-49
at Missouri	6 (4th, 1:45)	11 (2nd, 1:27)	10:28	21:15	8:15	W, 57-53
South Carolina	14 (4th, :32)	12 (2nd, 7:01)	12:59	25:53	1:08	W, 67-53
at Florida	50 (4th, 2:31)	None	38:45	0:00	1:13	W, 98-50
Kentucky	19 (4th, 1:01)	None	38:44	0:00	1:02	W, 74-55
at Vanderbilt	45 (4th, :17)	None	38:36	0:00	1:24	W, 95-50
Texas A&M	23 (4th, :26)	None	39:49	0:00	:11	W, 76-55
Auburn	27 (4th, 8:33)	None	39:22	0:00	:38	W, 82-61
at Kentucky						

BULLDOG GAME-BY-GAME SPECIALTY STATS (MSU/OPPONENT)

OPPONENT	PAINT	OFF TO	2ND CHANCE	FAST BREAK	BENCH
Virginia	26/26	26/7	9/5	8/10	19/20
Georgia State	56/20	35/4	17/8	16/4	33/14
Southern Miss	36/22	31/11	33/5	6/8	20/25
vs. Arizona State	38/28	18/19	17/9	8/8	8/19
vs. Columbia	40/20	23/3	18/8	9/6	23/11
vs. Green Bay	12/18	14/9	10/3	2/2	4/10
vs. Louisiana	46/10	24/10	14/7	19/2	30/15
Oklahoma State	32/36	21/6	4/8	6/16	4/11
Little Rock	50/28	25/6	17/7	0/2	31/29
Oregon	50/44	13/9	18/16	6/8	2/21
Maine	36/24	29/7	13/5	11/0	35/8
at UNLV	38/30	34/7	21/11	6/4	23/7
vs. Syracuse	22/30	25/11	11/13	2/13	12/2
Miss. Valley St.	70/18	45/3	27/8	14/0	32/8
at Georgia	28/32	27/10	19/13	0/4	11/20
Arkansas	46/20	27/3	12/4	13/11	19/16
at LSU	38/30	15/14	15/10	0/4	16/2
Ole Miss	40/22	14/16	13/6	7/4	12/12
Alabama	32/22	35/12	26/2	0/9	11/23
at Tennessee	36/30	11/11	20/11	10/8	2/7
Florida	48/26	27/6	16/8	8/4	22/5
at Ole Miss	22/24	23/12	7/11	2/4	16/19
at Missouri	20/24	10/3	7/5	4/4	0/4
South Carolina	26/30	19/4	7/5	5/4	13/6
at Florida	52/18	37/3	26/11	14/2	28/2
Kentucky	30/16	23/5	15/13	2/4	1/21
at Vanderbilt	44/30	34/8	16/2	6/6	28/11
Texas A&M	32/20	16/2	12/10	10/0	0/35
Auburn	30/34	12/17	14/11	9/10	15/4
at Kentucky					
Totals	1,076/732	693/238	452/235	203/161	467/387
Totals/Gm.	37.1/25.2	23.9/8.2	15.6/8.1	7.0/5.6	16.1/13.3





VIC SCHAEFER

HEAD COACH • 6TH SEASON AT MSU

- 2018 NAISMITH NATIONAL COACH OF THE YEAR SEMIFINALIST
- 2017 WBCA REGION COACH OF THE YEAR
- 2017 NAISMITH NATIONAL COACH OF THE YEAR FINALIST
- 2017 ESPY FOR BEST UPSET
- 2015 AP SEC COACH OF THE YEAR
- 2015 SEC COACHES' CO-COACH OF THE YEAR
- 2015 NAISMITH NATIONAL COACH OF THE YEAR SEMIFINALIST

- Vic Schaefer is in his sixth season as the Bulldogs' coach. He owns the second-most victories in program history, and his winning percentage through his first five campaigns is the best in program annals.
- He has guided this season's Bulldogs to the first SEC regular-season championship in program history and the first one for any women's sport at Mississippi State.
- This year's Bulldogs have won 29-straight games and are one of two unbeaten teams in Division I men's or women's basketball. The 29 victories mark the longest win streak by an MSU team and are the second-most wins in program history.
- The Bulldogs' SEC championship came behind a 15-0 SEC record. The 15 league wins passed last year's team for the most in school history and the longest conference win streak in program annals.
- Under his watch, MSU set the school record for season attendance for the second time in three seasons, breaking 110K for the first time (113,814). The Top 20 single-game attendance marks have come under his watch, including a Humphrey Coliseum-record 10,794 in MSU's win against South Carolina.
- Schaefer's Bulldogs have posted 20-plus wins for the fifth-straight season after the program had four 20-win campaigns in the 38 years prior to his arrival. His 2016-17 team set Mississippi State's single-season wins record for the third-straight year as it posted a 34-5 ledger. That top mark came after the Bulldogs won 28 games in 2015-16 and 27 in 2014-15.
- He was named a Naismith National Coach of the Year semifinalist this season after being tabbed WBCA Region Coach of the Year and a finalist for Naismith National Coach of the Year in 2017. In 2015, after guiding State to its first NCAA Tournament berth since 2010, Schaefer was named a semifinalist for the Naismith award after earning SEC Coach of the Year accolades from both his fellow coaches and the Associated Press.
- Schaefer has led the Bulldogs to the postseason each of the last four years, including three-straight NCAA Tournament berths. After going to the Sweet 16 in 2015-16, the Bulldogs earned national finalist honors in 2017 after advancing to the national title game in the program's first Final Four appearance.
- His first signing class of Ketara Chapel, Dominique Dillingham, Chinwe Okorie and Breanna Richardson won 22 games in 2013-14 before capping their careers with their program-best 111th victory in State's Final Four upset of No. 1 UConn, a victory that won MSU the ESPY for Best Upset.
- In addition to the school-record 34 overall wins in 2016-17, the Bulldogs also set the program record with 13 SEC wins en route to claiming their best league finish with a second-place showing. The Dawgs also advanced to the SEC Tournament title game for the second-straight year.
- Schaefer picked up his 200th win as a head coach in last season's NCAA Tournament opening-round win against Troy (March 17, 2017).
- State drew 86,328 for 13 home dates in 2016-17, a 6,641 average that ranked seventh nationally. The Bulldogs' average attendance was an increase of 1,479 from 2015-16, when State set a program-record with 92,914. It was the third-largest increase in the nation after the program had the fourth-biggest jump each of the previous two years.
- Schaefer also went to the Final Four in his previous two stops at Texas A&M and Arkansas. In nine seasons in College Station, he helped the Aggies to 212 wins and seven NCAA Tournament appearances, including the 2011 national championship.
- He was part of 121 wins in six seasons at Arkansas, taking the Razorbacks to the Final Four in his first season. The Razorbacks went to four NCAA Tournament appearances and won a WNIT title during his time on the staff in Fayetteville.



SCHAEFER AT MSU, TEXAS A&M & ARKANSAS

Overall: 486-217 (.691) in 21 seasons

MISSISSIPPI STATE — HEAD COACH

Year	Record	Postseason
2012-13	13-17	—
2013-14	22-14	WNIT Quarterfinals
2014-15	27-7	NCAA Second Round
2015-16	28-8	NCAA Sweet 16
2016-17	34-5	NCAA National Finalist
2017-18	29-0	—

Record: 153-51 (.750) in 6 seasons

- 3 NCAA Tournament Appearances
- 1 NCAA National Finalist (2016-17)
- 1 NCAA Elite Eight (2016-17)
- 2 NCAA Sweet 16 (2015-16, 2016-17)
- 1 NCAA Second Round (2014-15)
- 1 WNIT Appearance
- 1 WNIT Quarterfinals (2013-14)
- 2 SEC Tournament Title Game Appearances (2015-16, 2016-17)

TEXAS A&M — ASSOCIATE HEAD COACH

Year	Record	Postseason
2003-04	9-19	—
2004-05	16-15	WNIT Quarterfinals
2005-06	23-9	NCAA First Round
2006-07	25-7	Big 12 Champion/ NCAA Second Round
2007-08	29-8	Big 12 Tournament Champion/ NCAA Elite Eight
2008-09	27-8	NCAA Sweet 16
2009-10	26-8	Big 12 Tournament Champion/ NCAA Second Round
2010-11	33-5	NCAA National Champion
2011-12	24-11	NCAA Sweet 16

Record: 212-90 (.702) in 9 seasons

- 7 NCAA Tournament Appearances
- 1 NCAA National Championship (2010-11)
- 1 NCAA Elite Eight (2007-08)
- 2 NCAA Sweet 16 (2008-09, 2011-12)
- 2 NCAA Second Round (2006-07, 2009-10)
- 1 NCAA First Round (2005-06)
- 1 WNIT Appearance
- 1 WNIT Quarterfinals (2004-05)

ARKANSAS — ASSOCIATE HEAD COACH

Year	Record	Postseason
1997-98	22-11	NCAA Final Four
1998-99	20-14	WNIT National Champion
1999-00	17-15	WNIT Semifinals
2000-01	20-13	NCAA Second Round
2001-02	20-12	NCAA Second Round
2002-03	22-11	NCAA Second Round

Record: 121-76 (.614) in 6 seasons

- 4 NCAA Tournament Appearances
- 1 NCAA Final Four (1997-98)
- 3 NCAA Second Round (2000-01, 2001-02, 2002-03)
- 2 WNIT Appearances
- 1 WNIT National Championship (1998-99)
- 1 WNIT Semifinal (1999-00)



2017 NCAA NATIONAL FINALIST



2018 SEC CHAMPIONS

YEAR-BY-YEAR AT THE HUMP

year	g	rec.	pct.	sec	non
1975-76	6	2-4	.333	---	---
1976-77	10	4-6	.400	---	---
1977-78	14	9-5	.391	---	---
1978-79	12	9-3	.750	---	---
1979-80	12	8-5	.615	---	---
1980-81	13	11-2	.846	---	---
1981-82	14	8-6	.571	---	---
1982-83	15	10-5	.667	0-4	10-1
1983-84	15	8-7	.533	0-5	8-2
1984-85	12	5-7	.417	0-4	5-3
1985-86	13	6-7	.462	0-4	6-3
1986-87	12	7-5	.583	2-3	5-2
1987-88	13	8-5	.615	0-5	8-0
1988-89	11	8-3	.727	3-2	5-1
1989-90	13	5-8	.385	0-5	5-3
1990-91	13	5-8	.385	0-4	5-4
1991-92	13	10-3	.769	3-3	7-0
1992-93	11	8-3	.727	3-2	5-1
1993-94	14	7-7	.500	1-5	6-2
1994-95	10	6-4	.600	1-4	5-0
1995-96	12	9-3	.750	4-2	5-1
1996-97	12	6-6	.500	0-6	6-0
1997-98	13	9-4	.692	3-3	6-1
1998-99	13	11-2	.846	6-2	5-0
1999-00	15	13-2	.867	5-2	8-0
2000-01	15	9-6	.600	2-5	7-1
2001-02	13	11-2	.846	5-2	6-0
2002-03	13	12-1	.923	6-1	6-0
2003-04	11	8-3	.727	5-1	3-2
2004-05	17	13-4	.765	4-3	9-1
2005-06	14	4-10	.286	0-7	4-3
2006-07	17	9-8	.529	2-5	7-3
2007-08	16	11-5	.688	3-4	8-1
2008-09	16	12-4	.750	4-3	8-1
2009-10	16	12-4	.750	4-4	8-0
2010-11	14	6-8	.429	1-7	5-1
2011-12	16	10-6	.625	2-6	8-0
2012-13	17	12-5	.706	4-4	8-1
2013-14	21	16-5	.762	4-4	12-1
2014-15	18	17-1	.944	7-1	10-0
2015-16	18	16-2	.889	6-2	10-0
2016-17	13	12-1	.923	7-1	5-0
2017-18	16	16-0	1.000	8-0	8-0

ALL-TIME RECORD (43 YEARS): 398-195 (.671)

ATTENDANCE LAST 15 YEARS

YEAR	GAMES	TOTAL	Avg.
2017-18	16	113,814	7,113
2016-17	13	86,328	6,641
2015-16	18	92,914	5,162
2014-15	18	67,598	3,755
2013-14	21	48,733	2,321
2012-13	17	22,384	1,317
2011-12	16	23,073	1,442
2010-11	14	15,645	1,118
2009-10	16	26,206	1,638
2008-09	16	20,590	1,287
2007-08	16	16,065	1,004
2006-07	17	12,364	727
2005-06	14	9,058	647
2004-05	17	18,392	1,082
2003-04	11	12,988	1,181

BULLDOGS AT HUMPHREY COLISEUM

- Mississippi State is in its 43rd season at Humphrey Coliseum. The Bulldogs are 398-195 all-time in the Hump.
- The Bulldogs are 61-4 in the Hump since 2014-15, including 28-4 in SEC play.
- MSU has had the nation's 3rd-largest average attendance increase in 2016-17 after being fourth the previous two seasons.
- The Bulldogs have claimed the Top 20 single-game attendance marks during Vic Schaefer's tenure.
- MSU had the largest crowd in the history of the Hump with 10,794 vs. No. 6 South Carolina (2/5/18).

MSU'S RECORD AT HOME UNDER SCHAEFER

YEAR	OVERALL	Pct.	SEC	Pct.	NON-CONF.	Pct.
2012-13	12-5	.706	4-4	.500	8-1	.889
2013-14	16-5	.762	4-4	.500	12-1	.923
2014-15	17-1	.944	7-1	.875	10-0	1.000
2015-16	16-2	.889	6-2	.750	10-0	1.000
2016-17	12-1	.923	7-1	.875	5-0	1.000
2017-18	16-0	1.000	8-0	1.000	8-0	1.000
TOTALS	89-14	.864	36-12	.750	53-2	.964

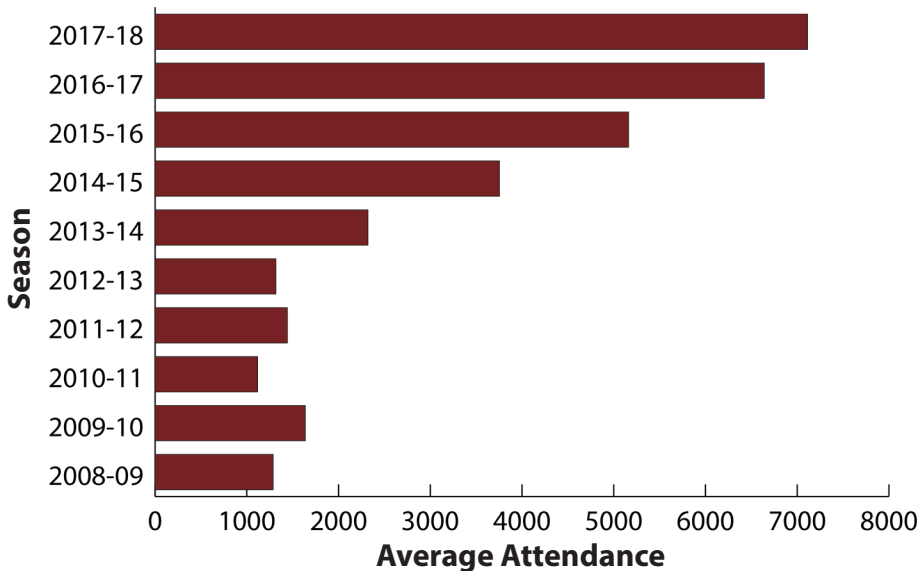


TOP 20 WOMEN'S CROWDS

Att.	date	opp.	score	11	7,764	11/20/16	Texas	W, 79-68	
1	10,794	2/5/18	South Carolina	W, 67-53	12	7,326	3/1/15	Ole Miss	W, 55-47
2	10,626	1/24/16	South Carolina	L, 51-57	13	7,161	1/11/18	Ole Miss	W, 76-45
3	10,500	2/26/17	Tennessee	L, 64-82	14	7,128	1/18/16	Ole Miss	W, 79-51
4	9,933	2/18/18	Texas A&M	W, 76-55	15	7,094	3/20/16	Michigan St. (NCAA)	W, 74-72
5	9,520	2/11/18	Kentucky	W, 74-55	16	6,811	11/10/17	Virginia	W, 68-53
6	9,474	2/22/18	Auburn	W, 82-61	17	6,727	1/25/18	Florida	W, 90-53
7	9,010	1/14/18	Alabama	W, 75-61	18	6,463	11/13/15	Samford	W, 68-47
8	8,840	1/16/17	Ole Miss	W, 73-62	19	6,352	12/28/16	Northwestern St.	W, 106-30
9	8,535	12/28/17	Miss. Valley St.	W, 112-36	20	6,224	2/28/16	Alabama	W, 61-52
10	7,780	1/29/17	Texas A&M	W, 71-61					

— Set Under Vic Schaefer In Bold

MISSISSIPPI STATE AVERAGE HOME ATTENDANCE THE LAST 10 SEASONS



HUMPHREY COLISEUM INDIVIDUAL RECORDS

- Most Points**
47 - Tan White vs. Vanderbilt [2OT] (2/3/05)
- Most Rebounds**
26 - Sophie Ratliff vs. Shorter (2/15/88)
- Most FG Made**
20 - LaToya Thomas vs. Tulsa (11/17/02)
- Most 3FG Made**
8 - Meadow Overstreet vs. Miss. Valley St. (12/20/99)
- Most FT Made**
18 - Jennifer Fambrough vs. Northwestern St. (12/19/88)
- Most Assists**
13 - Katia May, vs. Tennessee Tech (11/21/13)
- Most Steals**
13 - Katia May, vs. Tennessee Tech (11/21/13)
- Most Blocked Shots**
10 - Martha Alwal vs. Jacksonville State (11/11/11)

HUMPHREY COLISEUM TEAM RECORDS

- Most Points**
117 - vs. Judson (2/24/86)
- Most Rebounds**
78 - vs. Judson (2/24/86)
- Most FG Made**
53 - vs. Judson (2/24/86)
- Most 3FG Made**
13 - 2x, last vs. Southern Miss (11/19/17)
- Most FT Made**
36 - vs. SE Louisiana (12/20/13)
- Most Assists**
30 - vs. Mississippi Valley (11/24/15)
30 - vs. Mississippi Valley (12/20/99)
- Most Steals**
32 - vs. Nicholls (12/7/08)
- Most Blocked Shots**
14 - vs. Jacksonville State (11/11/11)





IGGY ALLEN

Guard | 5-10 | Sophomore
Pompano Beach, Fla. | Dillard HS

12

CAREER HIGHS

Points	14, vs. San Jose State (11-26-16)
Rebounds	6, vs. Villanova (11-11-16)
FG Made	7, vs. San Jose State (11-26-16)
FG Attempts	9, vs. San Jose State (11-26-16)
3PT FG Made	—
3PT FG Attempts	1, at Hawaii (11-27-16)
FT Made	3, vs. Northwestern State (12-28-16)
FT Attempts	4, vs. Northwestern State (12-28-16)
Assists	3, vs. Northwestern State (12-28-16)
Blocks	—
Steals	3, vs. Northwestern State (12-28-16)

SEC HIGHS

Points	2, vs. Vanderbilt (2-9-17)
Rebounds	1, vs. Vanderbilt (2-9-17)
FG Made	1, vs. Vanderbilt (2-9-17)
FG Attempts	2, vs. Vanderbilt (2-9-17)
3PT FG Made	—
3PT FG Attempts	—
FT Made	1, vs. LSU (1-1-17)
FT Attempts	2, vs. LSU (1-1-17)
Assists	—
Blocks	—
Steals	1, vs. LSU (1-1-17)

ALLEN'S 2017-18 GAME-BY-GAME (* — INDICATES GAME STARTED)											
Opponent	Min.	FG-A	3PT-A	FT-A	O-D-T	PF	Ast.	TO	Blk.	Stl.	Pts.
Virginia											— DID NOT PLAY —
Georgia State											— DID NOT PLAY —
Southern Miss											— DID NOT PLAY —
vs. Arizona State											— DID NOT PLAY —
vs. Columbia											— DID NOT PLAY —
vs. Green Bay											— DID NOT PLAY —
vs. Louisiana											— DID NOT PLAY —
Oklahoma State											— DID NOT PLAY —
Little Rock											— DID NOT PLAY —
Oregon											— DID NOT PLAY —
Maine											— DID NOT PLAY —
at UNLV											— DID NOT PLAY —
vs. Syracuse											— DID NOT PLAY —
Miss. Valley St.											— DID NOT PLAY —
at Georgia											— DID NOT PLAY —
Arkansas											— DID NOT PLAY —
at LSU											— DID NOT PLAY —
Ole Miss											— DID NOT PLAY —
Alabama											— DID NOT PLAY —
at Tennessee											— DID NOT PLAY —
Florida											— DID NOT PLAY —
at Ole Miss											— DID NOT PLAY —
at Missouri											— DID NOT PLAY —
South Carolina											— DID NOT PLAY —
at Florida											— DID NOT PLAY —
Kentucky											— DID NOT PLAY —
at Vanderbilt											— DID NOT PLAY —
Texas A&M											— DID NOT PLAY —
Auburn											— DID NOT PLAY —
at Kentucky											— DID NOT PLAY —

ALLEN'S BULLDOG BITES

- Suffered a season-ending injury in preseason practice
- Averaged 2.7 points in 20 games last season

IGGY ALLEN'S CAREER STATISTICS

ALL GAMES

Year	GP	GS	Min	Avg	Total			3-Point			F-Throw			Rebounds				PF	FO	Ast	TO	Blk	Stl	Pts	Avg
					FG	FGA	Pct	FG	FGA	Pct	FT	FTA	Pct	Off	Def	Tot	Avg								
2016-17	20	0	111	5.6	22	46	.478	0	1	.000	9	14	.643	8	9	17	0.9	13	0	9	16	0	8	53	2.7
TOTAL	20	0	111	5.6	22	46	.478	0	1	.000	9	14	.643	8	9	17	0.9	13	0	9	16	0	8	53	2.7

SEC GAMES

Year	GP	GS	Min	Avg	Total			3-Point			F-Throw			Rebounds				PF	FO	Ast	TO	Blk	Stl	Pts	Avg
					FG	FGA	Pct	FG	FGA	Pct	FT	FTA	Pct	Off	Def	Tot	Avg								
2016-17	3	0	9	3.0	1	2	.500	0	0	.000	1	2	.500	1	0	1	0.3	1	0	0	1	0	1	3	1.0
TOTAL	3	0	9	3.0	1	2	.500	0	0	.000	1	2	.500	1	0	1	0.3	1	0	0	1	0	1	3	1.0





CHLOE BIBBY

Forward | 6-1 | Freshman

Warracknabeal, Australia | Rowville Secondary College

55

CAREER HIGHS

Points	13, 2x, last vs. Louisiana (11-29-17)
Rebounds	7, vs. Louisiana (11-29-17)
FG Made	5, 2x, last vs. Louisiana (11-29-17)
FG Attempts	10, vs. Louisiana (11-29-17)
3PT FG Made	2, 2x, last vs. Southern Miss (11-19-17)
3PT FG Attempts	3, 4x, last vs. Little Rock (12-10-17)
FT Made	4, vs. Little Rock (12-10-17)
FT Attempts	4, 2x, last vs. Alabama (1-14-18)
Assists	3, vs. Georgia State (11-16-17)
Blocks	1, 3x, last at Florida (2-8-18)
Steals	2, 2x, last vs. Little Rock (12-10-17)

SEC HIGHS

Points	10, at LSU (1-7-18)
Rebounds	5, at Missouri (2-1-18)
FG Made	4, at LSU (1-7-18)
FG Attempts	8, at LSU (1-7-18)
3PT FG Made	1, 5x, last at Vanderbilt (2-15-18)
3PT FG Attempts	3, 2x, last at Vanderbilt (2-15-18)
FT Made	3, vs. Alabama (1-14-18)
FT Attempts	4, vs. Alabama (1-14-18)
Assists	2, vs. Arkansas (1-4-18)
Blocks	1, 2x, last at Florida (2-8-18)
Steals	1, 5x, last at Florida (2-8-18)

BIBBY'S 2017-18 GAME-BY-GAME (* — INDICATES GAME STARTED)

Opponent	Min.	FG-A	3PT-A	FT-A	O-D-T	PF	Ast.	TO	Blk.	Stl.	Pts.
Virginia	29	5-8	2-3	1-1	2-1-3	1	0	0	0	0	13
Georgia State	18	3-7	0-2	0-0	3-2-5	3	3	1	0	0	6
Southern Miss	20	4-7	2-3	0-0	0-5-5	0	0	1	0	2	10
vs. Arizona State	24	0-7	0-1	0-0	0-1-1	1	0	4	1	1	0
vs. Columbia	17	2-6	0-1	2-3	0-2-2	1	1	0	0	0	6
vs. Green Bay	7	0-3	0-1	0-0	0-0-0	2	0	0	0	0	0
vs. Louisiana	23	5-10	1-3	2-3	3-4-7	0	0	2	0	0	13
Oklahoma State	7	0-0	0-0	0-0	0-1-1	1	0	0	1	0	0
Little Rock	16	2-5	1-3	4-4	2-4-6	1	0	0	0	2	9
Oregon	20	0-5	0-1	0-0	0-1-1	0	1	1	0	1	0
Maine	15	2-3	0-0	2-2	0-1-1	2	0	0	0	0	6
at UNLV	13	2-5	0-1	2-2	0-1-1	2	1	1	0	0	6
vs. Syracuse	3	0-0	0-0	0-0	0-0-0	0	0	0	0	0	0
Miss. Valley St.	— DID NOT PLAY —										
at Georgia	8	2-3	1-1	0-0	0-1-1	0	0	0	0	0	5
Arkansas	10	1-1	1-1	0-0	0-1-1	1	2	1	0	0	3
at LSU	23	4-8	1-2	1-1	1-3-4	4	1	1	0	0	10
Ole Miss	15	0-3	0-1	2-2	1-2-3	1	1	2	0	0	2
Alabama	14	2-4	0-0	3-4	3-0-3	1	0	1	0	1	7
at Tennessee	8	0-1	0-0	0-0	0-1-1	1	0	0	0	0	0
Florida	13	2-4	0-0	1-2	2-1-3	0	1	1	0	1	5
at Ole Miss	13	1-3	0-1	0-0	1-1-2	0	0	3	0	0	2
at Missouri	28	0-4	0-1	0-0	1-4-5	0	0	1	0	1	0
South Carolina	29	2-6	1-3	2-2	2-1-3	5	0	1	1	1	7
at Florida	12	0-1	0-1	0-0	0-1-1	0	0	0	1	1	0
Kentucky	— DID NOT PLAY —										
at Vanderbilt	17	3-6	1-3	2-2	1-1-2	0	0	0	0	0	9
Texas A&M	7	0-2	0-2	0-0	0-2-2	1	0	2	0	0	0
Auburn	13	1-2	1-1	2-2	1-2-3	0	2	4	0	1	5
at Kentucky											

BIBBY'S BULLDOG BITES

- Connected on 5 of 8 shots, including 2 3-pointers, for 13 points in her MSU debut against Virginia
- Had 6 points, 5 rebounds, 3 assists vs. Georgia State
- Tallied 10 points, 5 rebounds and 2 steals against Southern Miss
- Added 6 points in MSU's Cancun Challenge win against Columbia
- Notched 13 points and grabbed 7 rebounds against Louisiana
- Collected 9 points and 6 rebounds against Little Rock
- Added 6 points in State's wins against Maine and UNLV
- Scored 5 points in her SEC debut, a road win at Georgia
- Carded 10 points and 4 rebounds on 4-of-8 shooting at LSU
- Tallied 7 points and had 3 rebounds against Alabama
- Contributed 5 points in a home win against Florida
- Tallied 7 points in 29 minutes against No. 6 South Carolina
- Scored 9 points in 17 minutes at Vanderbilt

CHLOE BIBBY'S CAREER STATISTICS

ALL GAMES

Year	GP	GS	Min	Avg	Total			3-Point			F-Throw			Rebounds				PF	FO	Ast	TO	Blk	Stl	Pts	Avg
					FG	FGA	Pct	FG	FGA	Pct	FT	FTA	Pct	Off	Def	Tot	Avg								
2017-18	27	0	422	15.6	43	114	.377	12	36	.333	26	30	.867	23	44	67	2.5	28	1	13	27	4	12	124	4.6
TOTAL	27	0	422	15.6	43	114	.377	12	36	.333	26	30	.867	23	44	67	2.5	28	1	13	27	4	12	124	4.6

SEC GAMES

Year	GP	GS	Min	Avg	Total			3-Point			F-Throw			Rebounds				PF	FO	Ast	TO	Blk	Stl	Pts	Avg
					FG	FGA	Pct	FG	FGA	Pct	FT	FTA	Pct	Off	Def	Tot	Avg								
2017-18	14	0	210	15.0	18	48	.375	6	17	.353	13	15	.867	13	21	34	2.4	14	1	7	17	2	6	55	3.9
TOTAL	14	0	210	15.0	18	48	.375	6	17	.353	13	15	.867	13	21	34	2.4	14	1	7	17	2	6	55	3.9





ZION CAMPBELL

Center | 6-3 | Redshirt Sophomore
Washington, D.C. | Riverdale Baptist School

25

CAREER HIGHS

Points	13, vs. Georgia State (11-16-17)
Rebounds	11, vs. Georgia State (11-16-17)
FG Made	6, vs. Georgia State (11-16-17)
FG Attempts	6, vs. Georgia State (11-16-17)
3PT FG Made	—
3PT FG Attempts	—
FT Made	3, vs. Arizona State (11-23-17)
FT Attempts	4, vs. Arizona State (11-23-17)
Assists	1, 8x, last vs. Syracuse (12-21-17)
Blocks	3, vs. Ole Miss (1-11-18)
Steals	2, 2x, last at Vanderbilt (2-15-18)

SEC HIGHS

Points	6, vs. Florida (1-25-18)
Rebounds	4, at Ole Miss (1-28-18)
FG Made	3, vs. Florida (1-25-18)
FG Attempts	3, 2x, last vs. Florida (1-25-18)
3PT FG Made	—
3PT FG Attempts	—
FT Made	2, at Ole Miss (1-28-18)
FT Attempts	2, 4x, last at Vanderbilt (2-15-18)
Assists	1, 2x, last vs. Florida (1-25-18)
Blocks	3, vs. Ole Miss (1-11-18)
Steals	2, at Vanderbilt (2-15-18)

CAMPBELL'S 2017-18 GAME-BY-GAME (* — INDICATES GAME STARTED)

Opponent	Min.	FG-A	3PT-A	FT-A	O-D-T	PF	Ast.	TO	Blk.	Stl.	Pts.
Virginia											— DID NOT PLAY —
Georgia State	25	6-6	0-0	1-2	2-9-11	2	0	1	1	0	13
Southern Miss	12	1-3	0-0	0-0	3-2-5	1	1	0	0	1	2
vs. Arizona State	20	1-2	0-0	3-4	3-3-6	2	0	1	1	0	5
vs. Columbia	16	1-2	0-0	1-2	2-4-6	3	0	2	1	0	3
vs. Green Bay	7	0-0	0-0	0-0	0-0-0	1	0	1	0	0	0
vs. Louisiana	14	1-2	0-0	0-0	1-4-5	1	0	1	0	0	2
Oklahoma State	9	0-0	0-0	0-0	0-4-4	2	1	1	2	0	0
Little Rock	21	3-4	0-0	0-0	3-2-5	2	1	1	0	2	6
Oregon	5	0-0	0-0	0-0	0-1-1	0	0	0	0	0	0
Maine	14	3-5	0-0	1-2	1-3-4	0	1	1	0	1	7
at UNLV	14	0-1	0-0	0-0	0-3-3	1	0	0	1	0	0
vs. Syracuse	16	1-2	0-0	1-2	2-5-7	3	1	2	0	1	3
Miss. Valley St.	13	4-5	0-0	0-0	1-2-3	1	0	1	1	0	8
at Georgia	6	1-1	0-0	1-2	0-1-1	1	0	0	0	0	3
Arkansas	13	1-3	0-0	0-0	1-2-3	2	0	0	1	0	2
at LSU	1	0-0	0-0	0-0	1-0-1	0	0	0	0	0	0
Ole Miss	14	1-1	0-0	0-0	0-3-3	0	0	0	3	0	2
Alabama	2	0-0	0-0	0-0	0-0-0	0	0	0	0	0	0
at Tennessee	4	0-0	0-0	0-0	0-0-0	0	0	0	0	0	0
Florida	12	3-3	0-0	0-0	1-1-2	0	1	0	1	1	6
at Ole Miss	23	1-2	0-0	2-2	0-4-4	5	0	1	1	1	4
at Missouri	2	0-0	0-0	0-0	0-0-0	1	0	0	0	0	0
South Carolina	1	0-0	0-0	0-0	0-0-0	2	0	0	0	0	0
at Florida	12	1-2	0-0	0-0	1-2-3	0	0	1	0	0	2
Kentucky	6	0-2	0-0	0-0	0-1-1	1	1	0	0	0	0
at Vanderbilt	15	0-0	0-0	1-2	0-3-3	1	0	1	1	2	1
Texas A&M	3	0-0	0-0	0-0	0-0-0	0	0	0	0	0	0
Auburn	5	0-0	0-0	0-0	0-0-0	0	0	1	0	0	0
at Kentucky											

CAMPBELL'S BULLDOG BITES

- Tabbed to the SEC Academic Honor Roll each of her first two seasons on campus
- Registered her first-career double-double with 13 points and a game-high 11 rebounds against Georgia State
- Scored 5 points and grabbed 6 rebounds against No. 24 Arizona State
- Collected 6 rebounds and had a block against Columbia
- Blocked a career-best 2 shots against Oklahoma State
- Talled a career-high 2 steals in a 6-point effort against Little Rock
- Put in 7 points and grabbed 4 rebounds against Maine
- Pulled in 7 rebounds against No. 22 Syracuse
- Scored 8 points against Mississippi Valley State
- Had her best SEC outing in a home win against Florida, notching 6 points on 3-of-3 shooting
- Played 23 minutes at Ole Miss, adding 4 points, 4 rebounds, a block and a steal
- Grabbed 3 rebounds and had an SEC personal-best 2 steals at Vanderbilt

ZION CAMPBELL'S CAREER STATISTICS

ALL GAMES

Year	GP	GS	Min	Avg	Total			3-Point			F-Throw			Rebounds				PF	FO	Ast	TO	Blk	Stl	Pts	Avg
					FG	FGA	Pct	FG	FGA	Pct	FT	FTA	Pct	Off	Def	Tot	Avg								
2016-17	16	0	43	2.7	5	7	.714	0	0	.000	0	2	.000	4	9	13	0.8	5	0	3	1	0	1	10	0.6
2017-18	28	0	305	10.9	29	46	.630	0	0	.000	11	18	.611	22	59	81	2.9	32	1	7	16	14	9	69	2.5
TOTAL	44	0	348	7.9	34	53	.642	0	0	.000	11	20	.550	26	68	94	2.1	37	1	10	17	14	10	79	1.8

SEC GAMES

Year	GP	GS	Min	Avg	Total			3-Point			F-Throw			Rebounds				PF	FO	Ast	TO	Blk	Stl	Pts	Avg
					FG	FGA	Pct	FG	FGA	Pct	FT	FTA	Pct	Off	Def	Tot	Avg								
2016-17	7	0	20	2.9	2	3	.667	0	0	.000	0	2	.000	1	4	5	0.7	1	0	1	1	0	0	4	0.6
2017-18	15	0	119	7.9	8	14	.571	0	0	.000	4	6	.667	4	17	21	1.4	13	1	2	4	7	4	20	1.3
TOTAL	22	0	139	6.3	10	17	.588	0	0	.000	4	8	.500	5	21	26	1.2	14	1	3	5	7	4	24	1.1





JORDAN DANBERRY

Guard | 5-8 | Junior
Conway, Ark. | Conway HS/Arkansas

24

CAREER HIGHS

Points	11, at Florida (2-8-18)
Rebounds	4, 3x, last at Florida (2-8-18)
FG Made	5, 2x, last at Vanderbilt (2-15-18)
FG Attempts	10, at Florida (2-8-18)
3PT FG Made	1, vs. MVSU (12-28-17)
3PT FG Attempts	1, vs. MVSU (12-28-17)
FT Made	3, vs. Maine (12-17-17)
FT Attempts	4, vs. Maine (12-17-17)
Assists	7, vs. MVSU (12-28-17)
Blocks	1, 3x, last vs. Ole Miss (1-11-18)
Steals	3, 2x, last at Florida (2-8-18)

SEC HIGHS

Points	11, at Florida (2-8-18)
Rebounds	4, at Florida (2-8-18)
FG Made	5, 2x, last at Vanderbilt (2-15-18)
FG Attempts	10, at Florida (2-8-18)
3PT FG Made	—
3PT FG Attempts	—
FT Made	1, 3x, last at Florida (2-8-18)
FT Attempts	3, at Florida (2-8-18)
Assists	3, 2x, last at Florida (2-8-18)
Blocks	1, 2x, last vs. Ole Miss (1-11-18)
Steals	3, 2x, last at Florida (2-8-18)

DANBERRY'S 2017-18 GAME-BY-GAME (* — INDICATES GAME STARTED)

Opponent	Min.	FG-A	3PT-A	FT-A	O-D-T	PF	Ast.	TO	Blk.	Stl.	Pts.
Virginia											— DID NOT PLAY —
Georgia State											— DID NOT PLAY —
Southern Miss											— DID NOT PLAY —
vs. Arizona State											— DID NOT PLAY —
vs. Columbia											— DID NOT PLAY —
vs. Green Bay											— DID NOT PLAY —
vs. Louisiana											— DID NOT PLAY —
Oklahoma State											— DID NOT PLAY —
Little Rock	13	1-4	0-0	0-2	1-0-1	2	0	1	0	1	2
Oregon	6	0-2	0-1	0-0	0-0-0	0	0	0	0	0	0
Maine	15	2-6	0-0	3-4	1-3-4	3	3	3	1	1	7
at UNLV	13	2-7	0-0	0-0	2-1-3	4	2	1	0	2	4
vs. Syracuse	5	0-1	0-0	0-0	0-0-0	0	1	0	0	0	0
Miss. Valley St.	15	1-4	1-1	2-2	1-3-4	1	7	1	0	0	5
at Georgia	9	0-0	0-0	0-0	0-0-0	0	0	1	0	0	0
Arkansas	15	2-4	0-0	0-0	1-2-3	1	3	0	0	0	4
at LSU	5	0-0	0-0	0-0	0-0-0	2	0	2	1	0	0
Ole Miss	8	1-1	0-0	0-0	0-0-0	0	0	0	1	0	2
Alabama	12	1-2	0-0	0-0	0-1-1	3	2	2	0	3	2
at Tennessee	4	0-0	0-0	0-0	0-0-0	0	0	1	0	1	0
Florida	13	3-9	0-0	1-2	1-1-2	0	0	1	0	2	7
at Ole Miss	7	1-2	0-0	1-2	0-1-1	2	1	0	0	1	3
at Missouri	6	0-2	0-0	0-0	0-0-0	0	0	0	0	2	0
South Carolina	5	0-2	0-0	0-0	1-1-2	0	0	0	0	0	0
at Florida	15	5-10	0-0	1-3	3-1-4	1	3	1	0	3	11
Kentucky	7	0-2	0-0	0-0	0-1-1	3	1	0	1	0	0
at Vanderbilt	13	5-8	0-0	0-1	1-0-1	1	1	0	0	1	10
Texas A&M	3	0-0	0-0	0-0	0-0-0	0	1	0	0	0	0
Auburn	8	1-2	0-0	0-0	0-0-0	1	0	0	0	0	2
at Kentucky											

DANBERRY'S BULLDOG BITES

- Made her MSU debut against Little Rock
- Played in 36 games at Arkansas
- Added 7 points to go with 4 rebounds against Maine
- Dished 7 assists against Mississippi Valley State
- Scored 4 points and had 3 assists against her former team, Arkansas
- Had 3 steals against Alabama
- Tallied her best SEC outing as a Bulldog with 7 points against Florida
- Had a season-high 11 points and collected 3 steals in the season's second matchup at Florida
- Put in 10 points in 13 minutes at Vanderbilt

JORDAN DANBERRY'S CAREER STATISTICS

ALL GAMES (MSU & ARKANSAS)

Year	GP	GS	Min	Avg	Total			3-Point			F-Throw			Rebounds				PF	FO	Ast	TO	Blk	Stl	Pts	Avg
					FG	FGA	Pct	FG	FGA	Pct	FT	FTA	Pct	Off	Def	Tot	Avg								
2015-16*	30	13	575	19.2	77	233	.330	3	28	.107	44	71	.620	30	48	78	2.6	72	2	70	83	5	27	201	6.7
2016-17*	6	0	72	12.0	8	19	.421	2	3	.667	10	13	.769	10	13	23	3.8	10	0	4	12	0	2	28	4.7
2017-18	21	0	197	9.4	25	68	.368	1	2	.500	8	16	.500	12	15	27	1.3	24	0	25	14	4	17	59	2.8
MSU TOTAL	21	0	197	9.4	25	68	.368	1	2	.500	8	16	.500	12	15	27	1.3	24	0	25	14	4	17	59	2.8
All*	57	13	844	14.8	110	320	.344	6	33	.182	62	100	.620	52	76	128	2.2	106	2	99	109	9	46	288	5.1

* Statistics from Arkansas

SEC GAMES (MSU ONLY)

Year	GP	GS	Min	Avg	Total			3-Point			F-Throw			Rebounds				PF	FO	Ast	TO	Blk	Stl	Pts	Avg
					FG	FGA	Pct	FG	FGA	Pct	FT	FTA	Pct	Off	Def	Tot	Avg								
2017-18	15	0	130	8.7	19	44	.432	0	0	.000	3	8	.375	7	8	15	1.0	14	0	12	8	3	13	41	2.7
TOTAL	15	0	130	8.7	19	44	.432	0	0	.000	3	8	.375	7	8	15	1.0	14	0	12	8	3	13	41	2.7



2017 NCAA NATIONAL FINALIST



2018 SEC CHAMPIONS



JONIKA GARVIN

Forward | 6-0 | Junior

Lake Worth, Fla. | Lake Worth HS/Palm Beach State CC

21

CAREER HIGHS

Points4, 3x, last at Florida (2-8-18)
Rebounds5, vs. Louisiana (11-29-17)
FG Made2, 3x, last at Florida (2-8-18)
FG Attempts5, at Florida (2-8-18)
3PT FG Made—
3PT FG Attempts1, 3x, last at Florida (2-8-18)
FT Made1, 3x, last vs. Maine (12-17-17)
FT Attempts4, vs. Louisiana (11-29-17)
Assists1, vs. Georgia State (11-16-17)
Blocks1, vs. Little Rock (12-10-17)
Steals1, vs. Maine (12-17-17)

SEC Highs

Points4, at Florida (2-8-18)
Rebounds—
FG Made2, at Florida (2-8-18)
FG Attempts5, at Florida (2-8-18)
3PT FG Made—
3PT FG Attempts1, at Florida (2-8-18)
FT Made—
FT Attempts—
Assists—
Blocks—
Steals—

GARVIN'S 2017-18 GAME-BY-GAME (* — INDICATES GAME STARTED)

Opponent	Min.	FG-A	3PT-A	FT-A	O-D-T	PF	Ast.	TO	Blk.	Stl.	Pts.
Virginia	1	0-0	0-0	0-0	0-0-0	0	0	0	0	0	0
Georgia State	9	0-0	0-0	1-2	1-2-3	1	1	2	0	0	1
Southern Miss	4	0-1	0-0	0-0	0-1-1	0	0	0	0	0	0
vs. Arizona State	— DID NOT PLAY —										
vs. Columbia	4	2-4	0-1	0-0	0-1-1	3	0	1	0	0	4
vs. Green Bay	2	0-1	0-0	0-0	0-0-0	1	0	0	0	0	0
vs. Louisiana	8	0-4	0-1	1-4	2-3-5	1	0	1	0	0	1
Oklahoma State	1	0-0	0-0	0-0	0-0-0	1	0	0	0	0	0
Little Rock	3	0-1	0-0	0-0	0-0-0	1	0	0	1	0	0
Oregon	— DID NOT PLAY —										
Maine	4	1-1	0-0	1-2	1-2-3	1	0	1	0	1	3
at UNLV	4	0-3	0-0	0-0	0-0-0	0	0	0	0	0	0
vs. Syracuse	— DID NOT PLAY —										
Miss. Valley St.	8	2-3	0-0	0-1	1-3-4	0	0	0	0	0	4
at Georgia	— DID NOT PLAY —										
Arkansas	— DID NOT PLAY —										
at LSU	— DID NOT PLAY —										
Ole Miss	— DID NOT PLAY —										
Alabama	— DID NOT PLAY —										
at Tennessee	— DID NOT PLAY —										
Florida	— DID NOT PLAY —										
at Ole Miss	2	0-0	0-0	0-0	0-0-0	1	0	0	0	0	0
at Missouri	— DID NOT PLAY —										
South Carolina	— DID NOT PLAY —										
at Florida	7	2-5	0-1	0-0	0-0-0	0	0	1	0	0	4
Kentucky	— DID NOT PLAY —										
at Vanderbilt	— DID NOT PLAY —										
Texas A&M	— DID NOT PLAY —										
Auburn	— DID NOT PLAY —										
at Kentucky	— DID NOT PLAY —										

GARVIN'S BULLDOG BITES

- Scored her first point as a Bulldog against Georgia State and added 3 rebounds
- Scored a season-high 4 points in MSU's win against Columbia
- Pulled down a season-best 5 rebounds against Louisiana
- Matched her season high with 4 points against Mississippi Valley State
- Scored 4 points in State's road win in her home state of Florida

JONIKA GARVIN'S CAREER STATISTICS

ALL GAMES (MSU & AUBURN)

Year	GP	GS	Min	Avg	Total			3-Point			F-Throw			Rebounds				PF	FO	Ast	TO	Blk	Stl	Pts	Avg
					FG	FGA	Pct	FG	FGA	Pct	FT	FTA	Pct	Off	Def	Tot	Avg								
2015-16*	20	0	199	10.0	17	67	.254	3	20	.150	1	5	.200	6	25	31	1.6	18	0	8	15	8	7	38	1.9
2017-18	13	0	57	4.4	7	23	.304	0	3	.000	3	9	.333	5	12	17	1.3	10	0	1	6	1	1	17	1.3
MSU TOTAL	13	0	57	4.4	7	23	.304	0	3	.000	3	9	.333	5	12	17	1.3	10	0	1	6	1	1	17	1.3
All*	33	0	256	7.8	24	90	.267	3	23	.130	4	14	.286	11	37	48	1.5	28	0	9	21	9	8	55	1.7

*Statistics from Auburn

SEC GAMES (MSU ONLY)

Year	GP	GS	Min	Avg	Total			3-Point			F-Throw			Rebounds				PF	FO	Ast	TO	Blk	Stl	Pts	Avg
					FG	FGA	Pct	FG	FGA	Pct	FT	FTA	Pct	Off	Def	Tot	Avg								
2017-18	2	0	9	4.5	2	5	.400	0	1	.000	0	0	.000	0	0	0	0.0	1	0	0	1	0	0	4	2.0
TOTAL	2	0	9	4.5	2	5	.400	0	1	.000	0	0	.000	0	0	0	0.0	1	0	0	1	0	0	4	2.0



2017 NCAA NATIONAL FINALIST



2018 SEC CHAMPIONS



JAZZMUN HOLMES

Guard | 5-8 | Junior
Gulfport, Miss. | Harrison Central HS

10

CAREER HIGHS

Points	14, vs. DePaul (3-19-17)
Rebounds	6, vs. Grambling (11-21-15)
FG Made	4, 2x, last vs. Villanova (11-11-16)
FG Attempts	8, 3x, last vs. Villanova (11-11-16)
3PT FG Made	1, 7x, vs. Southern Miss (11-19-17)
3PT FG Attempts	3, 3x, last vs. Florida (1-12-17)
FT Made	8, vs. DePaul (3-19-17)
FT Attempts	10, vs. DePaul (3-19-17)
Assists	8, 8x, last vs. South Carolina (2-5-18)
Blocks	2, 2x, last vs. Louisiana (11-29-17)
Steals	5, 2x, last at Vanderbilt (2-15-18)

SEC HIGHS

Points	8, 2x, last vs. Auburn (2-22-18)
Rebounds	4, vs. South Carolina (2-5-18)
FG Made	3, 3x, last vs. Auburn (2-22-18)
FG Attempts	6, 2x, last at Florida (2-8-18)
3PT FG Made	1, 2x, last vs. Florida (1-12-17)
3PT FG Attempts	3, vs. Florida (1-12-17)
FT Made	5, 2x, last at Ole Miss (1-28-18)
FT Attempts	8, at Ole Miss (1-28-18)
Assists	8, vs. South Carolina (2-5-18)
Blocks	1, 3x, last vs. Florida (1-25-18)
Steals	5, at Vanderbilt (2-15-18)

HOLMES' 2017-18 GAME-BY-GAME (* — INDICATES GAME STARTED)

Opponent	Min.	FG-A	3PT-A	FT-A	O-D-T	PF	Ast.	TO	Blk.	Stl.	Pts.
Virginia	11	0-1	0-0	2-2	0-0-0	2	1	2	2	3	2
Georgia State	19	3-4	0-0	2-6	3-0-3	1	5	1	0	3	8
Southern Miss	21	2-6	1-1	3-4	2-1-3	0	7	1	0	2	8
vs. Arizona State	16	1-5	0-0	1-2	0-1-1	1	3	2	0	2	3
vs. Columbia	24	2-5	0-0	0-0	0-4-4	1	8	1	1	1	4
vs. Green Bay	15	2-5	0-1	0-0	1-2-3	1	0	1	0	1	4
vs. Louisiana	25	2-4	0-0	6-6	0-2-2	2	8	1	2	1	10
Oklahoma State	16	2-5	0-0	0-0	0-1-1	4	1	0	1	1	4
Little Rock	12	2-5	0-0	1-1	0-0-0	0	1	2	0	0	5
Oregon	7	1-2	0-0	0-0	0-1-1	0	1	1	0	0	2
Maine	22	3-3	0-0	3-4	0-1-1	1	3	1	0	3	9
at UNLV	19	1-1	0-0	3-4	1-2-3	0	4	1	0	2	5
vs. Syracuse	20	3-4	0-0	3-3	0-1-1	2	4	1	0	0	9
Miss. Valley St.	15	2-2	0-0	1-1	0-1-1	3	1	1	0	1	5
at Georgia	12	0-0	0-0	0-0	0-1-1	0	2	1	0	1	0
Arkansas	12	1-2	0-0	2-2	0-2-2	2	3	1	0	1	4
at LSU	13	2-3	0-0	2-3	1-0-1	1	1	0	0	0	6
Ole Miss	19	0-1	0-0	4-4	1-0-1	2	3	2	0	1	4
Alabama	10	1-3	0-1	0-0	0-0-0	0	1	2	0	1	2
at Tennessee	11	0-2	0-0	2-2	0-2-2	1	2	2	0	1	2
Florida	15	1-1	0-0	0-0	0-2-2	0	1	0	1	0	2
at Ole Miss	16	1-3	0-0	5-8	1-1-2	3	2	1	0	1	7
at Missouri	8	0-1	0-0	0-0	0-0-0	1	0	0	0	0	0
South Carolina	22	1-2	0-0	4-5	1-3-4	0	8	2	0	2	6
at Florida	17	3-6	0-0	0-0	0-1-1	1	1	0	0	1	6
Kentucky	13	0-2	0-0	1-2	0-2-2	1	2	1	1	1	1
at Vanderbilt	14	3-4	0-0	0-0	0-1-1	2	1	1	0	5	6
Texas A&M	9	0-3	0-0	0-0	0-0-0	3	0	0	0	0	0
Auburn	21	3-3	0-0	2-2	0-0-0	1	6	1	0	2	8
at Kentucky											

HOLMES' BULLDOG BITES

- Registered 3 steals and a career-best 2 blocks against Virginia
- Dished 5 assists and tied for the game high with 3 steals to go with 8 points against Georgia State
- Added 8 points to go with 7 assists and 2 steals against Southern Miss
- Had 3 assists and 2 steals in a win against No. 24 Arizona State
- Tied a career high with 8 assists in a win against Columbia
- Tallied 4 points in MSU's Cancun Challenge win against Green Bay
- Scored a season-best 10 points, including 6-for-6 at the free-throw line, and tied a career high with 8 assists against Louisiana
- Had 9 points, 3 assists, 3 steals against Maine
- Collected 4 assists and a pair of steals to go with 5 points at UNLV
- Contributed 9 points and a team-high 4 assists in MSU's win against Syracuse
- Put in 6 points on 2-of-3 shooting at LSU
- Scored 7 points in State's road win at Ole Miss
- Dished an SEC personal-best 8 assists to go with 6 points against 6th-ranked South Carolina
- Put in 6 points in State's road win at Florida
- Matched her career high and had her most steals in an SEC game with 5 against Vanderbilt
- Had her best scoring night in SEC play with 8 points against Auburn, adding 6 assists

JAZZMUN HOLMES' CAREER STATISTICS

ALL GAMES

Year	GP	GS	Min	Avg	Total			3-Point			F-Throw			Rebounds				PF	FO	Ast	TO	Blk	Stl	Pts	Avg
					FG	FGA	Pct	FG	FGA	Pct	FT	FTA	Pct	Off	Def	Tot	Avg								
2015-16	33	0	298	9.0	20	70	.286	2	17	.118	20	24	.833	8	25	33	1.0	26	0	71	32	3	21	62	1.9
2016-17	38	0	445	11.7	32	91	.352	4	13	.308	34	47	.723	12	30	42	1.1	43	0	98	43	3	25	102	2.7
2017-18	29	0	454	15.7	42	88	.477	1	3	.333	47	61	.770	11	32	43	1.5	36	0	80	30	8	37	132	4.6
TOTAL	100	0	1197	12.0	94	249	.378	7	33	.212	101	132	.765	31	87	118	1.2	105	0	249	105	14	83	296	3.0

SEC GAMES

Year	GP	GS	Min	Avg	Total			3-Point			F-Throw			Rebounds				PF	FO	Ast	TO	Blk	Stl	Pts	Avg
					FG	FGA	Pct	FG	FGA	Pct	FT	FTA	Pct	Off	Def	Tot	Avg								
2015-16	14	0	80	5.7	7	20	.350	1	4	.250	6	8	.750	1	7	8	0.6	7	0	14	16	1	6	21	1.5
2016-17	15	0	157	10.5	9	35	.257	1	6	.167	9	15	.600	5	10	15	1.0	15	0	31	17	1	11	28	1.9
2017-18	15	0	212	14.1	16	36	.444	0	1	.000	22	28	.786	4	15	19	1.3	18	0	33	14	2	17	54	3.6
TOTAL	44	0	449	10.2	32	91	.352	2	11	.182	37	51	.725	10	32	42	1.0	40	0	78	47	4	34	103	2.3



2017 NCAA NATIONAL FINALIST



2018 SEC CHAMPIONS



ROSHUNDA JOHNSON

Guard | 5-7 | Redshirt Senior

Little Rock, Ark. | Parkview HS/Oklahoma St.

11

CAREER HIGHS

Points	29, vs. Southern Miss (11-19-17)
Rebounds	7, 2x, last vs. Florida (1-25-18)
FG Made	11, vs. Southern Miss (11-19-17)
FG Attempts	20, vs. Southern Miss (11-19-17)
3PT FG Made	5, 3x, last vs. Kentucky (2-11-18)
3PT FG Attempts	11, vs. Southern Miss (11-19-17)
FT Made	7, vs. Oklahoma State (12-3-17)
FT Attempts	7, vs. Oklahoma State (12-3-17)
Assists	10, vs. Arkansas (1-4-18)
Blocks	2, vs. Auburn (2-22-18)
Steals	5, 3x, last at Vanderbilt (2-15-18)

SEC HIGHS

Points	22, at Florida (2-8-18)
Rebounds	7, vs. Florida (1-25-18)
FG Made	9, at Florida (2-8-18)
FG Attempts	18, vs. Texas A&M (2-18-18)
3PT FG Made	5, 2x, last vs. Kentucky (2-11-18)
3PT FG Attempts	8, 3x, last vs. Kentucky (2-11-18)
FT Made	4, vs. Ole Miss (1-11-18)
FT Attempts	4, 2x, last at Ole Miss (1-28-18)
Assists	10, vs. Arkansas (1-4-18)
Blocks	2, vs. Auburn (2-22-18)
Steals	5, at Vanderbilt (2-15-18)

Opponent	Min.	FG-A	3PT-A	FT-A	O-D-T	PF	Ast.	TO	Blk.	Stl.	Pts.
*Virginia	28	6-15	4-10	2-3	0-0-0	3	2	3	1	3	18
*Georgia State	16	3-5	3-3	0-0	0-1-1	3	4	1	0	2	9
*Southern Miss	29	11-20	5-11	2-2	3-1-4	1	3	1	0	2	29
*vs. Arizona State	32	7-13	2-3	0-0	0-1-1	2	2	2	0	4	16
*vs. Columbia	25	2-8	1-4	2-2	2-2-4	1	0	2	1	2	7
*vs. Green Bay	31	5-11	4-7	0-0	2-4-6	4	2	2	0	3	14
*vs. Louisiana	22	0-7	0-2	2-2	4-3-7	1	5	1	0	1	2
*Oklahoma State	36	5-12	1-2	7-7	4-1-5	2	0	1	0	2	18
*Little Rock	24	2-6	0-1	0-0	1-1-2	0	1	0	0	5	4
*Oregon	34	3-9	1-3	0-0	0-0-0	1	5	0	0	0	7
*Maine	25	2-9	2-7	0-0	2-4-6	1	4	1	0	0	6
*at UNLV	23	4-9	3-6	1-1	0-2-2	2	0	3	0	5	12
*vs. Syracuse	36	3-13	1-7	0-0	1-1-2	1	1	1	0	1	7
*Miss. Valley St.	30	6-10	1-5	1-1	1-1-2	0	5	0	0	3	14
*at Georgia	30	6-10	4-8	0-2	2-1-3	2	4	1	1	0	16
*Arkansas	29	6-12	1-4	0-0	0-3-3	2	10	0	0	3	13
*at LSU	35	3-5	2-3	2-2	2-4-6	4	5	2	0	2	10
*Ole Miss	30	1-5	0-2	4-4	2-2-4	2	1	3	0	4	6
*Alabama	35	5-12	3-7	1-2	0-2-2	1	1	1	0	2	14
*at Tennessee	37	7-13	2-3	0-0	1-2-3	4	1	0	0	3	16
*Florida	29	4-10	1-3	0-0	1-6-7	1	1	2	0	3	9
*at Ole Miss	34	1-5	0-3	3-4	1-0-1	4	1	4	0	1	5
*at Missouri	18	1-4	0-1	1-2	1-1-2	1	1	0	0	0	3
*South Carolina	16	1-4	0-1	0-0	0-0-0	1	0	0	0	1	2
*at Florida	27	9-13	4-7	0-0	1-5-6	0	1	0	0	1	22
*Kentucky	33	6-12	5-8	0-0	0-0-0	2	2	1	0	1	17
*at Vanderbilt	28	4-8	3-7	2-2	2-3-5	0	3	1	0	5	13
*Texas A&M	37	7-18	2-4	0-0	0-3-3	2	2	0	0	1	16
*Auburn	31	5-9	4-7	2-2	1-4-5	0	2	2	2	3	16
at Kentucky											

JOHNSON'S BULLDOG BITES

- 1st in MSU career 3FG% records (43%)
- Scored 18 points and had 3 steals against Virginia
- Scored a career-high 29 points, making 11 field goals, including 5 3-pointers against Southern Miss
- Averaged 12.3 points, shooting 43.8% from the field and 50% from 3-point range, and 3.0 steals in the Cancun Challenge
- Poured in 16 points and had a career-high 4 steals against No. 24 Arizona State
- Notched 3 steals to go with 14 points in the Mayan Division championship win against Green Bay
- Scored 18 points, including going 7-of-7 at the line, and had 5 rebounds and 2 steals in a win against her former team, Oklahoma State
- Recorded a career-high 5 steals against Little Rock
- Hit 4 field goals, 3 3-pointers, for 12 points at UNLV
- Added 14 points, 5 assists and 3 steals against Mississippi Valley State
- Tallied 16 points in State's SEC-opening win at Georgia
- Recorded her 1st double-double with 13 points and 10 assists against Arkansas
- Added 10 points, 5 assists and 2 steals at LSU
- Had an SEC personal-best 4 steals against Ole Miss
- Scored 14 points and had 2 steals against Alabama
- Contributed 16 points and 3 steals in State's road win at No. 6 Tennessee
- Had 9 points, 7 rebounds and 3 steals in State's 21st-straight win, a home victory against Florida
- Tallied an SEC personal-best 22 points in MSU's road win at Florida
- Scored her 500th point at MSU in a 17-point effort against Kentucky
- Put in 13 points and tied her personal best with 5 steals at Vanderbilt
- Contributed 16 points in MSU's SEC title-clinching win against No. 17 Texas A&M
- Went 5-of-7 from the field, 4-of-7 from 3-point range, for 16 points on Senior Night against Auburn... Had 3 steals and 5 rebounds also

ROSHUNDA JOHNSON'S CAREER STATISTICS

ALL GAMES (MSU & OKLAHOMA ST.)

Year	GP	GS	Min	Avg	Total			3-Point			F-Throw			Rebounds				PF	FO	Ast	TO	Blk	Stl	Pts	Avg
					FG	FGA	Pct	FG	FGA	Pct	FT	FTA	Pct	Off	Def	Tot	Avg								
2013-14*	32	6	712	22.3	59	176	.335	20	66	.303	38	56	.679	14	73	87	2.7	57	3	48	47	2	37	176	5.5
2014-15*	32	31	1118	34.9	127	360	.353	46	117	.393	62	80	.775	21	102	123	3.8	72	1	121	76	4	76	362	11.3
2016-17	33	9	431	13.1	70	163	.429	42	96	.438	27	30	.900	20	34	54	1.6	38	0	25	28	0	26	209	6.3
2017-18	29	29	840	29.0	125	287	.436	59	139	.424	32	38	.842	34	58	92	3.2	48	0	69	35	5	63	341	11.8
MSU TOTAL	62	38	1271	20.5	195	450	.433	101	235	.430	59	68	.868	54	92	146	2.4	86	0	94	63	5	89	550	8.9
All*	126	75	3101	24.6	381	986	.386	167	418	.400	159	204	.779	89	267	356	2.8	215	4	263	186	11	202	1088	8.6

* Statistics from Oklahoma State

SEC GAMES

Year	GP	GS	Min	Avg	Total			3-Point			F-Throw			Rebounds				PF	FO	Ast	TO	Blk	Stl	Pts	Avg
					FG	FGA	Pct	FG	FGA	Pct	FT	FTA	Pct	Off	Def	Tot	Avg								
2016-17	11	0	108	9.8	21	45	.467	13	24	.542	8	8	1.000	4	11	15	1.4	14	0	5	7	0	6	63	5.7
2017-18	15	15	449	29.9	66	140	.471	31	68	.456	15	20	.750	14	36	50	3.3	26	0	35	17	3	30	178	11.9
TOTAL	26	15	557	21.4	87	185	.470	44	92	.478	23	28	.821	18	47	65	2.5	40	0	40	24	3	36	241	9.3



2017 NCAA NATIONAL FINALIST



2018 SEC CHAMPIONS



TEAIRA McCOWAN

Center | 6-7 | Junior
Brenham, Texas | Brenham HS

15

CAREER HIGHS

Points	41, vs. MVSU (12-28-17)
Rebounds	20, 3x, last vs. South Carolina (2-5-18)
FG Made	19, vs. MVSU (12-28-17)
FG Attempts	24, 2x, last at LSU (1-7-18)
3PT FG Made	—
3PT FG Attempts	—
FT Made	8, vs. Arkansas (1-4-18)
FT Attempts	12, at LSU (1-7-18)
Assists	2, 6x, vs. Washington (3-24-17)
Blocks	6, vs. Washington (3-24-17)
Steals	5, vs. Vanderbilt (3-4-16)

SEC HIGHS

Points	31, at LSU (1-7-18)
Rebounds	20, 2x, last vs. South Carolina (2-5-18)
FG Made	13, at LSU (1-7-18)
FG Attempts	24, at LSU (1-7-18)
3PT FG Made	—
3PT FG Attempts	—
FT Made	8, vs. Arkansas (1-4-18)
FT Attempts	12, at LSU (1-7-18)
Assists	2, 2x, last at Texas A&M (2-19-17)
Blocks	5, at Georgia (1-21-16)
Steals	2, 4x, last vs. Kentucky (2-11-18)

McCOWAN'S 2017-18 GAME-BY-GAME (* — INDICATES GAME STARTED)

Opponent	Min.	FG-A	3PT-A	FT-A	O-D-T	PF	Ast.	TO	Blk.	Stl.	Pts.
*Virginia	30	3-10	0-0	1-2	4-6-10	3	1	4	2	1	7
*Georgia State	15	9-10	0-0	1-4	3-2-5	3	0	1	2	0	19
*Southern Miss	28	6-9	0-0	5-8	7-3-10	2	0	1	3	0	17
*vs. Arizona State	20	7-11	0-0	1-2	7-7-14	3	0	2	1	0	15
*vs. Columbia	24	9-15	0-0	3-8	6-4-10	3	1	0	1	1	21
*vs. Green Bay	33	4-9	0-0	1-4	5-8-13	3	0	1	3	0	9
*vs. Louisiana	26	15-20	0-0	1-5	8-12-20	1	0	3	4	3	31
*Oklahoma State	21	1-4	0-0	5-9	1-10-11	4	1	5	1	1	7
*Little Rock	16	6-8	0-0	1-2	2-9-11	3	1	1	0	0	13
*Oregon	35	15-18	0-0	5-6	12-7-19	3	1	2	5	1	35
*Maine	26	8-14	0-0	2-3	5-6-11	1	0	1	1	3	18
*at UNLV	26	12-20	0-0	7-7	10-5-15	1	0	3	2	0	31
*vs. Syracuse	24	5-9	0-0	4-7	6-7-13	5	0	3	1	0	14
*Miss. Valley St.	27	19-24	0-0	3-4	8-5-13	1	1	0	5	2	41
*at Georgia	34	12-15	0-0	2-6	9-4-13	2	0	2	0	1	26
*Arkansas	27	5-11	0-0	8-9	2-6-8	1	1	1	1	0	18
*at LSU	39	13-24	0-0	5-12	6-14-20	3	1	2	1	1	31
*Ole Miss	26	12-13	0-0	1-2	3-10-13	3	0	3	4	0	25
*Alabama	38	6-13	0-0	7-8	8-8-16	2	0	0	1	1	19
*at Tennessee	36	5-11	0-0	2-2	10-8-18	3	0	4	2	0	12
*Florida	28	9-13	0-0	5-6	4-4-8	2	1	1	2	2	23
*at Ole Miss	17	3-9	0-0	0-0	4-6-10	4	0	0	1	0	6
*at Missouri	38	5-11	0-0	7-15	7-10-17	3	1	2	0	1	17
*South Carolina	39	3-9	0-0	3-4	6-14-20	4	0	3	3	0	9
*at Florida	28	4-7	0-0	2-2	5-6-11	2	0	3	2	1	10
*Kentucky	34	7-11	0-0	7-10	10-6-16	3	0	3	3	2	21
*at Vanderbilt	24	8-12	0-0	3-4	7-4-11	0	0	1	0	0	19
*Texas A&M	37	4-7	0-0	3-7	5-6-11	2	0	5	2	0	11
*Auburn	35	5-11	0-0	6-7	6-12-18	2	0	1	1	0	16
at Kentucky											

McCOWAN'S BULLDOG BITES

- Preseason 2nd Team All-SEC by league coaches
- Lisa Leslie Award Top 10 for nation's top center
- Wade, Naismith Trophy Top 50 Watch List and Wooden Award Top 20
- Invited to United States U23 Training Camp in the fall
- Three-time SEC Player of the Week (Nov. 21, Dec. 19, Jan. 2)
- Twice named to NCAA Starting 5
- 3rd at MSU in career blocks (157)
- 1st at MSU in career FG% (57.2%)
- Reached 1,000-career points in a 23-point effort against Florida
- Set the MSU single-season rebounds record (385)... Set the record in State's win against South Carolina
- Tied the MSU season double-doubles record with her 20th against Texas A&M
- Named to Cancun Challenge Mayan Division All-Tournament Team (15.0 ppg, 12.3 rpg, 1.7 bpg)
- Registered a double-double with 15 points, 14 boards against No. 24 Arizona State... Had 15 points, 13 boards in the 2nd half
- Had 31 points, 20 rebounds, 4 blocks and 3 steals against Louisiana, the 1st MSU player ever to have 30 points and 20 boards in a game
- Tallied 35 points, 19 rebounds, 5 blocks in MSU's win against No. 9 Oregon. First Power 5 player to have at least 35 points, 19 rebounds and 5 blocks in a game since Brittney Griner (Baylor) on Jan. 30, 2013
- Tallied 31 points and 15 rebounds in MSU's win at UNLV
- Added 14 points, 13 rebounds against No. 22 Syracuse
- Scored 41 points, 8th-most in school history, and had 13 rebounds against MVSU... Made 19 field goals, 2nd-most by an MSU player and most since 2002
- Paced State with 26 points, 13 rebounds in the SEC opener at Georgia
- Collected her 2nd 30-point, 20-rebound game of the year with 31 points and 20 boards at LSU
- Tied her school record for FG% against Ole Miss, making 92.3% (12-of-13) for 25 points... Also had 13 boards and 4 blocks
- Had 18 rebounds (10 off.) to go with 12 points at No. 6 Tennessee
- Tallied 17 points and 17 rebounds at No. 15 Missouri
- Set the MSU season rebounds record with a 20 boards against South Carolina
- Grabbed career rebound No. 800 with 11 boards and 10 points at Florida
- Tallied 21 points, 16 rebounds against Kentucky
- Paced MSU with 19 points and 11 rebounds at Vanderbilt
- Put in 16 points and added 18 rebounds against Auburn

TEAIRA McCOWAN'S CAREER STATISTICS

ALL GAMES

Year	GP	GS	Min	Avg	Total			3-Point			F-Throw			Rebounds				PF	FO	Ast	TO	Blk	Stl	Pts	Avg
					FG	FGA	Pct	FG	FGA	Pct	FT	FTA	Pct	Off	Def	Tot	Avg								
2015-16	35	1	481	13.7	92	186	.495	0	0	.000	46	69	.667	100	95	195	5.6	93	5	9	49	46	18	230	6.6
2016-17	39	6	769	19.7	141	248	.569	0	0	.000	58	95	.611	107	169	276	7.1	108	2	20	42	57	31	340	8.7
2017-18	29	29	841	29.0	220	358	.615	0	0	.000	101	165	.612	175	210	385	13.3	72	1	10	58	54	21	541	18.7
TOTAL	103	36	2091	20.3	453	792	.572	0	0	.000	205	329	.623	382	474	856	8.3	273	8	39	149	157	70	1111	10.8

SEC GAMES

Year	GP	GS	Min	Avg	Total			3-Point			F-Throw			Rebounds				PF	FO	Ast	TO	Blk	Stl	Pts	Avg
					FG	FGA	Pct	FG	FGA	Pct	FT	FTA	Pct	Off	Def	Tot	Avg								
2015-16	16	0	227	14.2	33	71	.465	0	0	.000	16	24	.667	49	39	88	5.5	38	1	5	17	23	4	82	5.1
2016-17	16	0	326	20.4	65	98	.663	0	0	.000	18	30	.600	45	70	115	7.2	50	1	7	16	23	11	148	9.3
2017-18	15	15	480	32.0	101	177	.571	0	0	.000	61	94	.649	92	118	210	14.0	36	0	4	31	23	9	263	17.5
TOTAL	47	15	1033	22.0	199	346	.575	0	0	.000	95	148	.642	186	227	413	8.8	124	2	16	64	69	24	493	10.5



2017 NCAA NATIONAL FINALIST



2018 SEC CHAMPIONS



BLAIR SCHAEFER

Guard | 5-7 | Senior
Starkville, Miss. | Starkville HS

1

CAREER HIGHS

Points	21, vs. Troy (3-17-17)
Rebounds	7, vs. Southern Miss (11-19-17)
FG Made	6, 4x, last at Missouri (2-1-18)
FG Attempts	14, vs. Syracuse (12-21-17)
3PT FG Made	5, 2x, last vs. Florida (1-25-18)
3PT FG Attempts	13, vs. Syracuse (12-21-17)
FT Made	5, 2x, last vs. Ole Miss (1-11-18)
FT Attempts	6, 2x, last vs. Ole Miss (1-11-18)
Assists	7, at UNLV (12-20-17)
Blocks	2, vs. ULM (11-25-14)
Steals	4, vs. MVSU (11-24-15)

SEC HIGHS

Points	20, at Missouri (2-1-18)
Rebounds	4, vs. Ole Miss (1-11-18)
FG Made	6, at Missouri (2-1-18)
FG Attempts	13, 2x, last at Missouri (2-1-18)
3PT FG Made	5, vs. Florida (1-25-18)
3PT FG Attempts	12, at Georgia (12-31-17)
FT Made	5, vs. Ole Miss (1-11-18)
FT Attempts	6, vs. Ole Miss (1-11-18)
Assists	6, vs. Ole Miss (1-11-18)
Blocks	—
Steals	3, at Alabama (1-19-17)

SCHAEFER'S 2017-18 GAME-BY-GAME (* — INDICATES GAME STARTED)

Opponent	Min.	FG-A	3PT-A	FT-A	O-D-T	PF	Ast.	TO	Blk.	Stl.	Pts.
*Virginia	18	0-5	0-4	0-0	1-0-1	2	2	1	0	1	0
*Georgia State	32	4-8	4-8	2-2	0-2-2	3	2	2	0	2	14
*Southern Miss	28	3-9	3-7	1-2	4-3-7	2	4	3	0	0	10
*vs. Arizona State	28	1-1	0-0	0-0	0-1-1	3	2	3	1	0	2
*vs. Columbia	23	5-10	4-6	0-0	1-0-1	2	1	1	0	0	14
*vs. Green Bay	33	4-9	3-8	2-2	0-1-1	0	1	0	0	2	13
*vs. Louisiana	26	5-12	3-9	0-0	1-0-1	2	1	1	0	0	13
*Oklahoma State	39	1-6	1-4	2-2	0-1-1	2	0	0	0	0	5
*Little Rock	27	3-9	2-5	2-2	1-0-1	1	1	1	0	0	10
*Oregon	27	1-4	1-3	0-0	0-2-2	1	1	1	0	0	3
*Maine	31	2-4	2-4	0-0	0-1-1	1	3	4	0	0	6
*at UNLV	28	3-8	3-7	2-2	1-1-2	3	7	0	0	1	11
*vs. Syracuse	36	5-14	5-13	0-0	1-3-4	3	1	0	0	0	15
*Miss. Valley St.	29	2-7	2-7	0-0	2-1-3	4	5	0	0	0	6
*at Georgia	37	3-13	3-12	0-0	0-1-1	2	4	1	0	2	9
*Arkansas	26	5-7	4-6	0-0	0-1-1	4	0	0	0	0	14
*at LSU	40	2-7	2-6	3-3	0-3-3	0	1	2	0	0	9
*Ole Miss	38	3-9	3-7	5-6	1-3-4	3	6	0	0	0	14
*Alabama	23	1-2	1-2	0-0	0-0-0	1	0	2	1	0	3
*at Tennessee	36	4-9	4-8	0-0	0-4-4	1	2	1	0	2	12
*Florida	15	5-8	5-8	0-0	0-0-0	2	2	2	0	1	15
*at Ole Miss	39	3-8	3-7	0-0	0-1-1	0	2	1	0	2	9
*at Missouri	36	6-13	4-9	4-4	1-0-1	3	1	0	0	0	20
*South Carolina	34	5-7	2-4	2-4	0-0-0	3	1	0	0	1	14
*at Florida	28	2-5	2-5	0-0	0-1-1	0	3	0	0	0	6
*Kentucky	40	2-7	2-7	0-0	0-2-2	1	2	0	0	1	6
*at Vanderbilt	25	4-7	4-7	0-0	0-1-1	0	0	0	0	0	12
*Texas A&M	40	3-7	3-6	2-2	1-1-2	0	1	0	0	0	11
*Auburn	34	2-7	2-7	0-0	2-1-3	0	2	1	0	1	6
at Kentucky											

SCHAEFER'S BULLDOG BITES

- Named to SEC Community Service Team the last three years
- Three-time SEC Academic Honor Roll
- 3rd at MSU in career 3-point field goal percentage (38.2%)
- Chipped in 14 points against Georgia State, making 4 3-pointers
- Knocked down a trio of 3-pointers in a 10-point effort vs. Southern Miss
- Drained 14 points against Columbia
- Hit 4-of-9 field goals, 3-of-8 3FG, for 13 points in State's win against Green Bay
- Dropped in 13 points in State's win in Jackson against Louisiana
- Collected 10 points in MSU's win against Little Rock
- Chipped in 11 points in State's road win at UNLV
- Scored a season-high 15 points against Syracuse
- Knocked down 9 points and took 2 charges at Georgia, her 1st-career SEC start
- Tallied 14 points on her Senior Night, a win against Arkansas
- Added 14 points and an SEC personal-best 6 assists in MSU's home win against Ole Miss
- Hit 4 3-pointers for 12 points and added 2 steals in State's road win at No. 6 Tennessee
- Knocked down 5-of-8 3-pointers for 15 points in a home win against Florida
- Drilled a trio of 3-pointers for 9 points at Ole Miss
- Had an SEC personal-best 20 points and took a charge in the final seconds to secure MSU a road win at No. 15 Missouri
- Tallied 14 points in MSU's win against No. 6 South Carolina
- Made 4-of-7 3-pointers for 12 points at Vanderbilt
- Dropped in 11 points as MSU defeated No. 17 Texas A&M to clinch the SEC title.

BLAIR SCHAEFER'S CAREER STATISTICS

ALL GAMES

Year	GP	GS	Min	Avg	Total			3-Point			F-Throw			Rebounds				PF	FO	Ast	TO	Blk	Stl	Pts	Avg
					FG	FGA	Pct	FG	FGA	Pct	FT	FTA	Pct	Off	Def	Tot	Avg								
2014-15	24	0	162	6.8	16	49	.327	11	38	.289	18	19	.947	0	20	20	0.8	24	0	20	15	2	8	61	2.5
2015-16	33	0	318	9.6	30	98	.306	24	71	.338	8	14	.571	10	17	27	0.8	26	0	14	13	0	10	92	2.8
2016-17	39	4	551	14.1	58	163	.356	43	111	.387	33	39	.846	5	36	41	1.1	38	0	20	22	1	14	192	4.9
2017-18	29	29	914	31.5	89	222	.401	77	186	.414	27	31	.871	17	35	52	1.8	49	0	58	27	2	16	282	9.7
TOTAL	125	33	1945	15.6	193	532	.363	155	406	.382	86	103	.835	32	108	140	1.1	137	0	112	77	5	48	627	5.0

SEC GAMES

Year	GP	GS	Min	Avg	Total			3-Point			F-Throw			Rebounds				PF	FO	Ast	TO	Blk	Stl	Pts	Avg
					FG	FGA	Pct	FG	FGA	Pct	FT	FTA	Pct	Off	Def	Tot	Avg								
2014-15	7	0	23	3.3	2	11	.182	2	10	.200	5	6	.833	0	2	2	0.3	2	0	3	0	0	0	11	1.6
2015-16	15	0	88	5.9	8	26	.308	6	19	.316	3	6	.500	5	4	9	0.6	13	0	1	3	0	0	25	1.7
2016-17	16	0	176	11.0	16	52	.308	12	38	.316	4	6	.667	4	8	12	0.8	12	0	7	9	0	4	48	3.0
2017-18	15	15	509	33.9	50	116	.431	44	101	.436	16	19	.842	5	19	24	1.6	20	0	27	10	1	10	160	10.7
TOTAL	53	15	796	15.0	76	205	.371	64	168	.381	28	37	.757	14	33	47	0.9	47	0	38	22	1	14	244	4.6



2017 NCAA NATIONAL FINALIST



2018 SEC CHAMPIONS



BRE'AMBER SCOTT

Guard | 5-11 | Freshman
Little Rock, Ark. | Central HS

23

CAREER HIGHS

Points	6, vs. Columbia (11-24-17)
Rebounds	5, vs. Columbia (11-24-17)
FG Made	2, at UNLV (12-20-17)
FG Attempts	5, vs. Louisiana (11-29-17)
3PT FG Made	—
3PT FG Attempts	3, vs. Louisiana (11-29-17)
FT Made	4, vs. Columbia (11-24-17)
FT Attempts	6, vs. Columbia (11-24-17)
Assists	2, vs. MVSU (12-28-17)
Blocks	1, vs. Columbia (11-24-17)
Steals	2, 2x, last vs. MVSU (12-28-17)

SEC HIGHS

Points	4, vs. Arkansas (1-4-18)
Rebounds	3, at Florida (2-8-18)
FG Made	1, 5x, last at Vanderbilt (2-15-18)
FG Attempts	2, 2x, last at Vanderbilt (2-15-18)
3PT FG Made	—
3PT FG Attempts	1, 2x, last at Vanderbilt (2-15-18)
FT Made	2, vs. Arkansas (1-4-18)
FT Attempts	2, vs. Arkansas (1-4-18)
Assists	1, 3x, last vs. Florida (1-25-18)
Blocks	—
Steals	1, 4x, last at Vanderbilt (2-15-18)

SCOTT'S 2017-18 GAME-BY-GAME (* — INDICATES GAME STARTED)												
Opponent	Min.	FG-A	3PT-A	FT-A	O-D-T	PF	Ast.	TO	Blk.	Stl.	Pts.	
Virginia	1	0-0	0-0	0-0	0-0-0	0	0	1	0	0	0	
Georgia State	11	0-4	0-2	1-2	0-0-0	2	0	4	0	1	1	
Southern Miss	7	0-1	0-1	0-2	0-0-0	0	1	0	0	1	0	
vs. Arizona State	1	0-0	0-0	0-0	0-0-0	0	0	0	0	0	0	
vs. Columbia	16	1-3	0-0	4-6	2-3-5	4	0	1	1	2	6	
vs. Green Bay	8	0-1	0-0	0-0	0-1-1	0	0	1	0	0	0	
vs. Louisiana	11	1-5	0-3	2-2	0-2-2	0	1	0	0	0	4	
Oklahoma State	— DID NOT PLAY —											
Little Rock	8	1-3	0-0	3-5	1-0-1	3	0	0	0	0	5	
Oregon	— DID NOT PLAY —											
Maine	6	0-1	0-1	0-0	0-0-0	0	0	1	0	0	0	
at UNLV	10	2-4	0-1	1-1	2-1-3	1	0	3	0	1	5	
vs. Syracuse	1	0-0	0-0	0-0	0-0-0	0	0	0	0	0	0	
Miss. Valley St.	12	1-4	0-0	3-4	0-1-1	0	2	0	0	2	5	
at Georgia	2	0-0	0-0	0-0	0-0-0	1	1	0	0	0	0	
Arkansas	5	1-1	0-0	2-2	0-1-1	0	1	0	0	1	4	
at LSU	— DID NOT PLAY —											
Ole Miss	3	1-2	0-1	0-0	0-1-1	0	0	0	0	0	2	
Alabama	1	0-0	0-0	0-0	0-0-0	0	0	1	0	0	0	
at Tennessee	— DID NOT PLAY —											
Florida	5	1-1	0-0	0-0	0-0-0	0	1	0	0	1	2	
at Ole Miss	— DID NOT PLAY —											
at Missouri	— DID NOT PLAY —											
South Carolina	— DID NOT PLAY —											
at Florida	3	1-1	0-0	1-1	3-0-3	0	0	0	0	1	3	
Kentucky	— DID NOT PLAY —											
at Vanderbilt	6	1-2	0-1	0-0	1-0-1	1	0	2	0	1	2	
Texas A&M	— DID NOT PLAY —											
Auburn	3	0-0	0-0	0-0	0-0-0	2	0	1	0	0	0	
at Kentucky	— DID NOT PLAY —											

SCOTT'S BULLDOG BITES

- Played 11 minutes against Georgia State, drawing two charges
- Tallied a season-high 6 points and collected 5 rebounds and 2 steals against Columbia
- Put in 4 points in MSU's win against Louisiana
- Collected 5 points each against her hometown Little Rock, UNLV and Mississippi Valley State
- Tallied 4 points against her home state Arkansas
- Scored 3 points in MSU's road win at Florida

BRE'AMBER SCOTT'S CAREER STATISTICS

ALL GAMES

Year	GP	GS	Min	Avg	Total			3-Point			F-Throw			Rebounds				PF	FO	Ast	TO	Blk	Stl	Pts	Avg
					FG	FGA	Pct	FG	FGA	Pct	FT	FTA	Pct	Off	Def	Tot	Avg								
2017-18	20	0	119	6.0	11	33	.333	0	10	.000	17	25	.680	9	10	19	1.0	14	0	7	15	1	11	39	2.0
TOTAL	20	0	119	6.0	11	33	.333	0	10	.000	17	25	.680	9	10	19	1.0	14	0	7	15	1	11	39	2.0

SEC GAMES

Year	GP	GS	Min	Avg	Total			3-Point			F-Throw			Rebounds				PF	FO	Ast	TO	Blk	Stl	Pts	Avg
					FG	FGA	Pct	FG	FGA	Pct	FT	FTA	Pct	Off	Def	Tot	Avg								
2017-18	8	0	28	3.5	5	7	.714	0	2	.000	3	3	1.000	4	2	6	0.8	4	0	3	4	0	4	13	1.6
TOTAL	8	0	28	3.5	5	7	.714	0	2	.000	3	3	1.000	4	2	6	0.8	4	0	3	4	0	4	13	1.6





NYAH TATE

Guard | 6-0 | Freshman
Terry, Miss. | Terry HS

20

CAREER HIGHS

Points	5, vs. MVSU (12-28-17)
Rebounds	2, 2x, last at UNLV (12-20-17)
FG Made	2, 2x, last vs. MVSU (12-28-17)
FG Attempts	3, 4x, last vs. MVSU (12-28-17)
3PT FG Made	1, 3x, last at Georgia (12-31-17)
3PT FG Attempts	2, vs. MVSU (12-28-17)
FT Made	2, vs. Georgia State (11-16-17)
FT Attempts	4, vs. Georgia State (11-16-17)
Assists	—
Blocks	—
Steals	1, at Vanderbilt (2-15-18)

SEC HIGHS

Points	3, at Georgia (12-31-17)
Rebounds	—
FG Made	1, 3x, last at Florida (2-8-18)
FG Attempts	3, at Florida (2-8-18)
3PT FG Made	1, at Georgia (12-31-17)
3PT FG Attempts	1, 3x, last at Florida (2-8-18)
FT Made	—
FT Attempts	—
Assists	—
Blocks	—
Steals	1, at Vanderbilt (2-15-18)

TATE'S 2017-18 GAME-BY-GAME (* — INDICATES GAME STARTED)

Opponent	Min.	FG-A	3PT-A	FT-A	O-D-T	PF	Ast.	TO	Blk.	Stl.	Pts.
Virginia	1	0-0	0-0	0-0	0-0-0	0	0	0	0	0	0
Georgia State	9	1-3	0-1	2-4	0-0-0	0	0	1	0	0	4
Southern Miss	5	0-3	0-0	0-0	0-0-0	0	0	0	0	0	0
vs. Arizona State		— DID NOT PLAY —									
vs. Columbia	5	0-1	0-0	0-0	0-0-0	0	0	0	0	0	0
vs. Green Bay		— DID NOT PLAY —									
vs. Louisiana		— DID NOT PLAY —									
Oklahoma State		— DID NOT PLAY —									
Little Rock	8	2-3	0-0	0-0	0-0-0	0	0	2	0	0	4
Oregon		— DID NOT PLAY —									
Maine	4	1-2	1-1	0-0	1-1-2	0	0	1	0	0	3
at UNLV	4	0-1	0-1	0-0	0-2-2	0	0	1	0	0	0
vs. Syracuse		— DID NOT PLAY —									
Miss. Valley St.	5	2-3	1-2	0-0	0-1-1	0	0	0	0	0	5
at Georgia	2	1-1	1-1	0-0	0-0-0	0	0	0	0	0	3
Arkansas	2	1-1	0-0	0-0	0-0-0	0	0	0	0	0	2
at LSU		— DID NOT PLAY —									
Ole Miss	2	0-1	0-1	0-0	0-0-0	0	0	0	0	0	0
Alabama		— DID NOT PLAY —									
at Tennessee		— DID NOT PLAY —									
Florida	2	0-0	0-0	0-0	0-0-0	0	0	0	0	0	0
at Ole Miss		— DID NOT PLAY —									
at Missouri		— DID NOT PLAY —									
South Carolina		— DID NOT PLAY —									
at Florida	1	1-3	0-1	0-0	0-0-0	0	0	0	0	0	2
Kentucky		— DID NOT PLAY —									
at Vanderbilt	2	0-0	0-0	0-0	0-0-0	1	0	0	0	1	0
Texas A&M		— DID NOT PLAY —									
Auburn		— DID NOT PLAY —									
at Kentucky		— DID NOT PLAY —									

TATE'S BULLDOG BITES

- Tallied 4 points in her 2nd collegiate contest, a win against Georgia State
- Added 4 points in State's win against Little Rock
- Made her 1st collegiate 3-pointer in State's win against Maine
- Put in a season-high 5 points against Mississippi Valley State
- Hit a 3-pointer in her first SEC game, a win at Georgia

NYAH TATE'S CAREER STATISTICS

ALL GAMES

Year	GP	GS	Min	Avg	Total			3-Point			F-Throw			Rebounds				PF	FO	Ast	TO	Blk	Stl	Pts	Avg
					FG	FGA	Pct	FG	FGA	Pct	FT	FTA	Pct	Off	Def	Tot	Avg								
2017-18	14	0	52	3.7	9	22	.409	3	8	.375	2	4	.500	1	4	5	0.4	1	0	0	5	0	1	23	1.6
TOTAL	14	0	52	3.7	9	22	.409	3	8	.375	2	4	.500	1	4	5	0.4	1	0	0	5	0	1	23	1.6

SEC GAMES

Year	GP	GS	Min	Avg	Total			3-Point			F-Throw			Rebounds				PF	FO	Ast	TO	Blk	Stl	Pts	Avg
					FG	FGA	Pct	FG	FGA	Pct	FT	FTA	Pct	Off	Def	Tot	Avg								
2017-18	6	0	11	1.8	3	6	.500	1	3	.333	0	0	.000	0	0	0	0.0	1	0	0	0	0	1	7	1.2
TOTAL	6	0	11	1.8	3	6	.500	1	3	.333	0	0	.000	0	0	0	0.0	1	0	0	0	0	1	7	1.2



2017 NCAA NATIONAL FINALIST



2018 SEC CHAMPIONS



MYAH TAYLOR

Guard | 5-7 | Freshman
Olive Branch, Miss. | Olive Branch HS

3

CAREER HIGHS

Points	—
Rebounds	—
FG Made	—
FG Attempts	—
3PT FG Made	—
3PT FG Attempts	—
FT Made	—
FT Attempts	—
Assists	—
Blocks	—
Steals	—

SEC HIGHS

Points	—
Rebounds	—
FG Made	—
FG Attempts	—
3PT FG Made	—
3PT FG Attempts	—
FT Made	—
FT Attempts	—
Assists	—
Blocks	—
Steals	—

TAYLOR'S 2017-18 GAME-BY-GAME (* — INDICATES GAME STARTED)

Opponent	Min.	FG-A	3PT-A	FT-A	O-D-T	PF	Ast.	TO	Blk.	Stl.	Pts.
Virginia											— DID NOT PLAY —
Georgia State											— DID NOT PLAY —
Southern Miss											— DID NOT PLAY —
vs. Arizona State											— DID NOT PLAY —
vs. Columbia											— DID NOT PLAY —
vs. Green Bay											— DID NOT PLAY —
vs. Louisiana											— DID NOT PLAY —
Oklahoma State											— DID NOT PLAY —
Little Rock											— DID NOT PLAY —
Oregon											— DID NOT PLAY —
Maine											— DID NOT PLAY —
at UNLV											— DID NOT PLAY —
vs. Syracuse											— DID NOT PLAY —
Miss. Valley St.											— DID NOT PLAY —
at Georgia											— DID NOT PLAY —
Arkansas											— DID NOT PLAY —
at LSU											— DID NOT PLAY —
Ole Miss											— DID NOT PLAY —
Alabama											— DID NOT PLAY —
at Tennessee											— DID NOT PLAY —
Florida											— DID NOT PLAY —
at Ole Miss											— DID NOT PLAY —
at Missouri											— DID NOT PLAY —
South Carolina											— DID NOT PLAY —
at Florida											— DID NOT PLAY —
Kentucky											— DID NOT PLAY —
at Vanderbilt											— DID NOT PLAY —
Texas A&M											— DID NOT PLAY —
Auburn											— DID NOT PLAY —
at Kentucky											— DID NOT PLAY —

TAYLOR'S BULLDOG BITES

- Nominated for McDonald's All-American
- Had her HS jersey retired on Jan. 26
- 5-star point guard
- 3rd Team All-USA selection by USA Today
- 3-time Mississippi Gatorade Player of the Year
- 2-time Clarion-Ledger Female Athlete of the Year
- 3-time Commercial Appeal Player of the Year
- Averaged 19.4 points, 7.2 assists, 5.4 steals in her prep career

MYAH TAYLOR'S CAREER STATISTICS

ALL GAMES

Year	GP	GS	Min	Avg	Total			3-Point			F-Throw			Rebounds				PF	FO	Ast	TO	Blk	Stl	Pts	Avg		
					FG	FGA	Pct	FG	FGA	Pct	FT	FTA	Pct	Off	Def	Tot	Avg										
2017-18																											
TOTAL																											

SEC GAMES

Year	GP	GS	Min	Avg	Total			3-Point			F-Throw			Rebounds				PF	FO	Ast	TO	Blk	Stl	Pts	Avg		
					FG	FGA	Pct	FG	FGA	Pct	FT	FTA	Pct	Off	Def	Tot	Avg										
2017-18																											
TOTAL																											



2017 NCAA NATIONAL FINALIST



2018 SEC CHAMPIONS



VICTORIA VIVIANS

Guard | 6-1 | Senior
Carthage, Miss. | Scott Central HS

35

CAREER HIGHS

Points	39, at Kentucky (2-12-15)
Rebounds	12, 4x, last vs. Texas A&M (2-18-18)
FG Made	13, 3x, last vs. Arkansas (1-4-18)
FG Attempts	29, at Kentucky (2-12-15)
3PT FG Made	7, at Louisiana Tech (12-13-15)
3PT FG Attempts	15, 2x, last vs. Auburn (1-7-16)
FT Made	10, 2x, last at Texas A&M (2-19-17)
FT Attempts	11, 3x, last at Texas A&M (2-19-17)
Assists	6, vs. Baylor (3-26-17)
Blocks	2, 8x, last vs. Little Rock (12-10-17)
Steals	5, 3x, last at Tennessee (1-8-17)

SEC HIGHS

Points	39, at Kentucky (2-12-15)
Rebounds	12, 2x, last vs. Texas A&M (2-18-18)
FG Made	13, 2x, last vs. Arkansas (1-4-18)
FG Attempts	29, at Kentucky (2-12-15)
3PT FG Made	5, 3x, last vs. Texas A&M (2-18-18)
3PT FG Attempts	15, vs. Auburn (1-7-16)
FT Made	10, at Texas A&M (2-19-17)
FT Attempts	11, 2x, last at Texas A&M (2-19-17)
Assists	5, at Ole Miss (2-12-17)
Blocks	2, 5x, last at Kentucky (2-23-17)
Steals	5, 2x, last at Tennessee (1-8-17)

VIVIANS' 2017-18 GAME-BY-GAME (* — INDICATES GAME STARTED)													
Opponent	Min.	FG-A	3PT-A	FT-A	O-D-T	PF	Ast.	TO	Blk.	Stl.	Pts.		
*Virginia	37	8-15	3-9	3-3	2-5-7	3	2	4	1	1	22		
*Georgia State	24	7-10	0-2	5-6	1-2-3	2	2	2	1	3	19		
*Southern Miss	26	6-12	2-4	1-1	0-5-5	1	0	3	0	1	15		
*vs. Arizona State	35	6-14	1-5	4-6	1-4-5	3	0	3	0	0	17		
*vs. Columbia	21	9-13	5-8	0-0	3-1-4	3	4	1	0	3	23		
*vs. Green Bay	38	5-13	2-4	5-7	1-5-6	1	3	2	1	2	17		
*vs. Louisiana	30	4-11	1-5	7-8	3-3-6	1	4	3	1	3	16		
*Oklahoma State	37	11-20	1-4	7-7	1-7-8	1	2	2	0	3	30		
*Little Rock	24	6-9	0-0	0-0	3-7-10	2	1	1	2	0	12		
*Oregon	33	10-15	5-8	5-6	1-3-4	2	2	2	0	2	30		
*Maine	21	5-12	2-6	0-0	1-1-2	2	3	1	0	1	12		
*at UNLV	25	8-13	3-6	3-4	1-5-6	1	4	0	0	3	22		
*vs. Syracuse	39	9-17	1-5	7-8	3-6-9	2	1	1	0	3	26		
*Miss. Valley St.	27	6-8	3-4	1-2	3-3-6	2	3	0	0	0	16		
*at Georgia	32	7-16	2-4	4-4	2-5-7	2	2	0	0	2	20		
*Arkansas	33	13-20	3-7	0-0	3-6-9	2	2	0	0	2	29		
*at LSU	18	2-7	0-2	0-0	1-1-2	4	1	2	0	0	4		
*Ole Miss	25	6-9	1-1	2-3	0-8-8	2	1	3	0	0	15		
*Alabama	35	8-20	1-3	4-5	3-4-7	4	2	3	1	0	21		
*at Tennessee	35	11-25	1-5	1-1	2-7-9	3	1	1	0	3	24		
*Florida	27	8-17	1-3	0-0	0-2-2	1	3	0	0	2	17		
*at Ole Miss	25	10-18	1-3	4-6	1-2-3	3	0	1	0	1	25		
*at Missouri	32	6-18	0-2	3-4	0-4-4	3	0	1	0	1	15		
*South Carolina	38	8-24	3-5	5-6	0-5-5	1	0	0	1	0	24		
*at Florida	28	6-12	1-2	4-4	1-3-4	0	3	0	0	4	17		
*Kentucky	40	8-21	1-5	6-6	2-5-7	1	2	2	0	2	23		
*at Vanderbilt	31	8-16	2-6	1-1	1-3-4	1	2	3	0	1	19		
*Texas A&M	33	10-16	5-7	1-1	1-11-12	4	1	0	1	1	26		
*Auburn	31	6-14	1-5	3-4	0-7-7	1	1	3	0	1	16		
at Kentucky													

VIVIANS' BULLDOG BITES

- Preseason 1st Team All-SEC by league media and coaches
- Wooden Award Top 20, Naismith Trophy Top 30
- Wade Trophy watch list
- Ann Meyers Drysdale Award Watch List Top 10 (nation's top SG)
- Senior CLASS Award Top 10 finalist
- Invited to United States U23 National Team Training Camp in the fall
- 3rd at MSU and among active NCAA Division I players, and 1st among current SEC players in career scoring (2,326 pts.)... Became 3rd MSU player to score 2,000-career points in MSU's win vs. Syracuse
- 2nd at MSU in career 3FG made (264)
- Named SEC Player of the Week (Dec. 5) after averaging 23.0 ppg, 7.0 rpg, 3.0 apg, 3.0 spg against Louisiana and Oklahoma State
- Also earned SEC Player of the Week and USBWA National Player of the Week (Dec. 26) after being named Duel in the Desert Rebel Division MVP
- Had 22 points, 7 rebounds in a season-opening win vs. Virginia
- Named Cancun Challenge Mayan Division MVP after averaging 19.0 points, 5.0 rebounds, 1.7 steals... Scored 17 points against both No. 24 Arizona State and Green Bay
- Notched her 4th-career 30-point game with 30 against Oklahoma State... Also had 2 assists and 3 steals in the contest
- Collected 30 points on 10-of-15 shooting against No. 9 Oregon
- Averaged 24.0 pts., 7.5 rbs. in wins vs. UNLV and Syracuse to be named Duel in the Desert Rebel Division MVP
- Had 22 points against UNLV and 26 against No. 22 Syracuse
- Contributed 20 points and 7 rebounds at Georgia
- Paced MSU with 29 points on 13-of-20 shooting and grabbed 9 rebounds against Arkansas
- Tallied 21 points and 7 rebounds against Alabama
- Led State with a game-high 24 points and pulled in 9 rebounds at No. 6 Tennessee
- Paced a road win at Ole Miss with 25 points
- Made the winning jumper with :02.8 left in a win at No. 15 Missouri
- Scored 24 points, 20 in the 1st half, against No. 6 South Carolina
- Notched her 200th-career steal with 4 at Florida
- Put in 23 points and had 7 rebounds against Kentucky
- Drained a team-high 19 points at Vanderbilt
- Poured in 26 points on 10-of-16 shooting, 5-of-7 3FG, against No. 17 TAMU
- Tallied 16 points, 7 rebounds in a Senior Night win against Auburn

VICTORIA VIVIANS' CAREER STATISTICS

ALL GAMES

Year	GP	GS	Min	Avg	Total			3-Point			F-Throw			Rebounds				PF	FO	Ast	TO	Blk	Stl	Pts	Avg
					FG	FGA	Pct	FG	FGA	Pct	FT	FTA	Pct	Off	Def	Tot	Avg								
2014-15	34	34	891	26.2	171	465	.368	69	211	.327	94	126	.746	51	119	170	5.0	81	3	34	60	15	47	505	14.9
2015-16	36	36	1120	31.1	233	610	.382	79	256	.309	71	97	.732	42	168	210	5.8	98	2	37	63	10	62	616	17.1
2016-17	39	36	1136	29.1	224	603	.371	64	228	.281	121	159	.761	32	133	165	4.2	78	2	58	68	10	53	633	16.2
2017-18	29	29	880	30.3	217	435	.499	52	130	.400	86	103	.835	41	130	171	5.9	58	0	53	44	9	45	572	19.7
TOTAL	138	135	4027	29.2	845	2113	.400	264	825	.320	372	485	.767	166	550	716	5.2	315	7	182	235	44	207	2326	16.9

SEC GAMES

Year	GP	GS	Min	Avg	Total			3-Point			F-Throw			Rebounds				PF	FO	Ast	TO	Blk	Stl	Pts	Avg
					FG	FGA	Pct	FG	FGA	Pct	FT	FTA	Pct	Off	Def	Tot	Avg								
2014-15	16	16	442	27.6	74	201	.368	29	89	.326	43	60	.717	21	47	68	4.3	39	0	13	29	10	17	220	13.8
2015-16	16	16	526	32.9	92	266	.346	25	100	.250	37	50	.740	17	90	107	6.7	51	2	16	29	3	29	246	15.4
2016-17	16	16	506	31.6	97	273	.355	27	100	.270	68	89	.764	17	65	82	5.1	33	0	19	30	8	27	289	18.1
2017-18	15	15	463	30.9	117	253	.462	23	60	.383	38	45	.844	17	73	90	6.0	32	0	22	19	3	20	295	19.7
TOTAL	63	63	1937	30.7	380	993	.383	104	349	.298	186	244	.762	72	275	347	5.5	155	2	70	107	24	93	1050	16.7





MORGAN WILLIAM

Guard | 5-5 | Senior
Birmingham, Ala. | Shades Valley HS

2

CAREER HIGHS

Points	41, vs. Baylor (3-26-17)
Rebounds	8, vs. Washington (3-24-17)
FG Made	13, vs. Baylor (3-26-17)
FG Attempts	22, vs. Baylor (3-26-17)
3PT FG Made	6, vs. Baylor (3-26-17)
3PT FG Attempts	8, vs. Baylor (3-26-17)
FT Made	13, 2x, last vs. Texas (11-20-16)
FT Attempts	16, vs. Arkansas State (11-16-14)
Assists	11, vs. Savannah St. (11-29-15)
Blocks	2, 2x, last at Kentucky (2-23-17)
Steals	5, 2x, last at Maine (11-12-16)

SEC HIGHS

Points	21, 2x, last at Tennessee (1-8-17)
Rebounds	6, 2x, last at Arkansas (1-5-17)
FG Made	8, vs. Arkansas (1-4-18)
FG Attempts	17, vs. Tennessee (1-28-16)
3PT FG Made	3, 2x, last at Florida (2-8-18)
3PT FG Attempts	5, at Texas A&M (2-11-16)
FT Made	9, 3x, last at Texas A&M (2-11-16)
FT Attempts	12, at Arkansas (1-31-16)
Assists	9, 2x, last at Vanderbilt (2-15-18)
Blocks	2, at Kentucky (2-23-17)
Steals	4, 2x, last vs. LSU (1-1-17)

WILLIAM'S 2017-18 GAME-BY-GAME (* — INDICATES GAME STARTED)												
Opponent	Min.	FG-A	3PT-A	FT-A	O-D-T	PF	Ast.	TO	Blk.	Stl.	Pts.	
*Virginia	29	1-4	0-1	0-0	1-5-6	3	8	0	0	2	2	
*Georgia State	22	4-4	0-0	4-4	0-2-2	1	7	0	0	1	12	
*Southern Miss	20	0-2	0-2	0-0	2-0-2	0	9	0	0	0	0	
*vs. Arizona State	25	2-8	0-1	3-4	0-2-2	1	4	2	0	1	7	
*vs. Columbia	25	1-5	0-1	0-0	2-2-4	1	4	1	0	1	2	
*vs. Green Bay	26	2-5	1-2	5-6	0-2-2	0	5	1	0	1	10	
*vs. Louisiana	15	1-2	0-0	0-0	0-0-0	3	6	2	0	0	2	
*Oklahoma State	24	5-11	0-2	5-9	0-1-1	4	0	2	0	0	15	
*Little Rock	28	5-9	0-1	6-6	0-1-1	1	4	1	0	0	16	
*Oregon	33	5-10	0-0	3-3	0-1-1	0	4	0	0	0	13	
*Maine	17	2-2	0-0	2-2	0-1-1	1	2	1	0	1	6	
*at UNLV	21	2-5	1-2	2-2	0-0-0	2	3	0	0	3	7	
*vs. Syracuse	20	0-4	0-1	2-2	1-0-1	3	3	1	0	0	2	
*Miss. Valley St.	19	0-3	0-0	3-4	0-1-1	1	4	2	1	1	3	
*at Georgia	28	0-6	0-3	4-4	0-1-1	1	6	4	0	3	4	
*Arkansas	28	8-14	1-2	1-1	0-1-1	0	3	1	0	0	18	
*at LSU	26	3-6	3-4	4-4	0-2-2	0	4	1	0	1	13	
*Ole Miss	20	0-2	0-0	4-4	0-0-0	0	6	1	0	0	4	
*Alabama	30	3-7	0-2	1-2	2-1-3	2	4	1	1	2	7	
*at Tennessee	29	1-6	0-2	3-5	1-1-2	3	5	1	0	0	5	
*Florida	4	1-2	0-0	2-2	0-1-1	2	7	0	0	0	4	
*at Ole Miss	24	0-2	0-0	8-10	0-1-1	2	5	1	0	3	8	
*at Missouri	32	0-6	0-1	2-2	0-1-1	1	2	2	1	3	2	
*South Carolina	16	2-6	0-1	1-2	0-0-0	1	1	1	0	0	5	
*at Florida	22	6-7	3-3	0-0	0-1-1	2	3	1	0	1	15	
*Kentucky	27	2-4	1-1	1-2	0-2-2	4	8	0	1	1	6	
*at Vanderbilt	25	1-5	0-1	2-2	3-0-3	1	9	1	0	0	4	
*Texas A&M	31	5-11	0-2	2-2	0-4-4	3	7	3	0	1	12	
*Auburn	19	3-7	1-2	6-6	1-0-1	1	4	2	0	0	13	
at Kentucky												

WILLIAM'S BULLDOG BITES

- Preseason 1st Team All-SEC by league media and coaches
- Wooden Award and Senior CLASS Award Top 30 Watch Lists
- Tabbed to the Naismith Trophy and Wade Trophy watch lists
- Nancy Lieberman Award Watch List for nation's top PG
- Clarion Ledger 2017 Sports Person of the Year
- Started 104-consecutive games
- Leads MSU, 9th in SEC records and 11th among active NCAA DI players in career free-throw percentage (84.3%)
- 2nd at MSU, 5th among active NCAA players, in career free-throws made (500)
- State's all-time career assists leader with 617, 7th-most by an active Division I player, and 12th at MSU in career scoring (1,299 points)
- Dished 8 assists against Virginia
- Claimed the 500th assist of her career, in a 9-assist effort vs. Southern Miss
- Scored 15 points in MSU's Big 12/SEC Challenge win against Oklahoma State and 16 points, including 6-of-6 at the free-throw line, against Little Rock
- Tallied 13 points and 4 assists against No. 9 Oregon
- Scored a season-high 18 points in MSU's win against Arkansas
- Added 13 points and 4 assists at LSU
- Distributed 6 assists in a home victory against Ole Miss and 5 in State's win at No. 6 Tennessee
- Dished 7 assists with no turnovers in State's home win against Florida
- Contributed 5 assists and was 8-of-10 at the line in a road win at Ole Miss
- Hit 6-of-7 shots, including 3-of-3 from 3-point range, for 15 points at Florida
- Dished 8 assists against 0 turnovers against Kentucky
- Matched her SEC personal high with 9 assists at Vanderbilt
- Added 12 points, 4 rebounds and 7 assists as MSU defeated No. 17 Texas A&M to claim the SEC regular-season title
- Put in 13 points, including 6-of-6 at the line, against Auburn

MORGAN WILLIAM'S CAREER STATISTICS

ALL GAMES

Year	GP	GS	Min	Avg	Total			3-Point			F-Throw			Rebounds				PF	FO	Ast	TO	Blk	Stl	Pts	Avg
					FG	FGA	Pct	FG	FGA	Pct	FT	FTA	Pct	Off	Def	Tot	Avg								
2014-15	34	0	727	21.4	74	209	.354	17	53	.321	144	171	.842	22	39	61	1.8	67	0	123	103	7	49	309	9.1
2015-16	36	36	1075	29.9	95	296	.321	18	66	.273	141	167	.844	22	60	82	2.3	70	1	176	100	7	40	349	9.7
2016-17	39	39	1117	28.6	132	285	.463	21	58	.362	139	165	.842	16	66	82	2.1	78	1	181	78	6	60	424	10.9
2017-18	29	29	704	24.3	65	165	.394	11	37	.297	76	90	.844	13	34	47	1.6	44	0	137	33	4	26	217	7.5
TOTAL	138	104	3623	26.3	366	955	.383	67	214	.313	500	593	.843	73	199	272	2.0	259	2	617	314	24	175	1299	9.4

SEC GAMES

Year	GP	GS	Min	Avg	Total			3-Point			F-Throw			Rebounds				PF	FO	Ast	TO	Blk	Stl	Pts	Avg
					FG	FGA	Pct	FG	FGA	Pct	FT	FTA	Pct	Off	Def	Tot	Avg								
2014-15	16	0	345	21.6	30	95	.316	4	23	.174	52	61	.852	10	25	35	2.2	32	0	51	54	4	14	116	7.3
2015-16	16	16	529	33.1	48	149	.322	9	34	.265	70	86	.814	8	29	37	2.3	32	1	80	50	3	20	175	10.9
2016-17	16	16	483	30.2	48	115	.417	10	24	.417	46	55	.836	5	31	36	2.3	40	1	86	30	2	26	152	9.5
2017-18	15	15	380	25.3	35	91	.385	9	24	.375	41	48	.854	7	16	23	1.5	23	0	74	20	3	15	120	8.0
TOTAL	63	47	1737	27.6	161	450	.358	32	105	.305	209	250	.836	30	101	131	2.1	127	2	291	154	12	75	563	8.9



2017 NCAA NATIONAL FINALIST



2018 SEC CHAMPIONS

GAME 1 — VIRGINIA

Nov. 10, 2017 • Starkville, Miss.

	1st	2nd	3rd	4th	Final
RV/RV VIRGINIA	10	13	14	16	53
7/4 MISSISSIPPI ST.	14	19	21	14	68

Virginia 53 • 0-1

#	Player	Total		3-Ptr		Rebounds		PF	TP	A	TO	Blk	Stl	Min.
		FG-FGA	FT-FTA	Off	Def	Off	Def							
03	Lauren Moses	f	1-6	0-0	0-0	1	2	3	1	2	1	0	2	18
30	Felicia Aiyeton	c	1-2	0-0	2-4	2	5	7	1	4	0	2	0	29
04	Dominique Toussaint	g	5-10	1-3	6-7	2	4	6	4	17	3	8	0	24
10	J'Kyra Brown	g	2-8	0-2	0-0	0	4	4	4	4	0	6	0	32
13	Jocelyn Willoughby	g	3-4	0-0	0-0	0	6	6	4	6	0	1	0	20
01	Brianna Tinsley	g	2-4	1-1	2-2	0	2	2	1	7	1	4	0	18
05	Khyasia Caldwell	g	1-2	0-0	0-0	0	0	0	0	2	0	0	1	2
14	Lisa Jablonowski	g	2-3	1-1	0-0	0	3	3	4	5	0	1	0	17
23	Alyah Huland El	g	2-6	0-2	2-2	0	0	0	2	6	0	0	0	21
32	Mone Jones	g	0-3	0-0	0-0	0	0	0	1	0	2	1	0	19
Team						2	1	3						
Totals			19-48	3-9	12-15	7	27	34	22	53	7	23	5	6

1st - FG %:	4-15	26.7%	2nd - 5-14	35.7%	3rd - 4-9	44.4%	4th - 6-10	60.0%	Game: 19-48	39.6%	Deadball
3FG %:	0-3	0.0%	1-2	50.0%	2-4	50.0%	0-0	0.0%	3-9	33.3%	Rebounds
FT %:	2-2	100.0%	2-4	50.0%	4-4	100.0%	4-5	80.0%	12-15	80.0%	3

Mississippi State 68 • 1-0

#	Player	Total		3-Ptr		Rebounds		PF	TP	A	TO	Blk	Stl	Min.
		FG-FGA	FT-FTA	Off	Def	Off	Def							
15	Teaira McCowan	c	3-10	0-0	1-2	4	6	10	3	7	1	4	2	30
01	Blair Schaefer	g	0-5	0-4	0-0	1	0	1	2	0	2	1	0	18
02	Morgan William	g	1-4	0-1	0-0	1	5	6	3	2	8	0	0	29
11	Roshunda Johnson	g	6-15	4-10	2-3	0	0	0	3	18	2	3	1	28
35	Victoria Vivians	g	8-15	3-9	3-3	2	5	7	3	22	2	4	1	37
04	Ameshya Williams	g	2-5	0-0	0-0	1	4	5	1	4	0	2	2	15
10	Jazzmun Holmes	g	0-1	0-0	2-2	0	0	0	2	2	1	2	2	11
20	Nyah Tate	g	0-0	0-0	0-0	0	0	0	0	0	0	0	0	1
21	Jonika Garvin	g	0-0	0-0	0-0	0	0	0	0	0	0	0	0	1
23	Bre'Amber Scott	g	0-0	0-0	0-0	0	0	0	0	0	1	0	0	1
55	Chloe Bibby	g	5-8	2-3	1-1	2	1	3	1	13	0	0	0	29
Team						2	1	3						
Totals			25-63	9-27	9-11	13	22	35	18	68	16	17	8	14

1st - FG %:	4-13	30.8%	2nd - 7-21	33.3%	3rd - 8-15	53.3%	4th - 6-14	42.9%	Game: 25-63	39.7%	Deadball
3FG %:	2-6	33.3%	1-9	11.1%	5-8	62.5%	1-4	25.0%	9-27	33.3%	Rebounds
FT %:	4-4	100.0%	4-5	80.0%	0-0	0.0%	1-2	50.0%	9-11	81.8%	0

Officials: Dee Kantner, Mark Zentz, Carla Fountain
 Technical fouls: Virginia-None, Mississippi State-None.
 Attendance: 6811

Score by periods	1st	2nd	3rd	4th	Total
Virginia	10	13	14	16	53
Mississippi State	14	19	21	14	68

Points	In	Off	2nd	Fast	Bench
MS	Paint	T/O	Chance	Break	
26	26	7	5	10	20
26	26	9	8	19	

Last FG - VA 4th-00:22, MS 4th-01:21.
 Largest lead - VA by 2 1st-09:34, MS by 22 4th-07:34.
 VA led for 02:43, MS led for 36:06. Game was tied for 01:11.

Score tied - 2 times.
 Lead changed - 3 times.

GAME 2 — GEORGIA STATE

Nov. 16, 2017 • Starkville, Miss.

	1st	2nd	3rd	4th	Final
GEORGIA ST.	11	11	18	10	50
7/4 MISSISSIPPI ST.	30	33	23	20	106

Georgia State 50 • 0-2

#	Player	Total		3-Ptr		Rebounds		PF	TP	A	TO	Blk	Stl	Min.
		FG-FGA	FT-FTA	Off	Def	Off	Def							
11	Juliet James	f	4-6	0-0	0-0	3	3	6	2	8	0	1	0	1
22	Deja Mitchell	f	0-1	0-0	0-0	0	0	0	4	0	0	3	0	2
05	Shay Fluker	g	2-9	1-3	7-8	1	3	4	5	12	2	4	0	32
13	Jada Lewis	g	4-8	2-3	1-2	0	0	0	5	11	1	5	0	1
23	Madison Newby	g	1-9	0-1	3-4	0	1	1	1	5	2	3	0	1
01	Janessa Murphy	g	1-4	0-1	0-0	0	3	3	3	2	1	3	0	0
02	K.K. Williams	g	0-2	0-0	0-0	0	0	0	0	0	0	2	0	0
20	Francesca Minali	g	1-2	0-0	0-0	0	1	1	1	2	0	1	0	0
21	Kierra Henry	g	2-5	0-0	6-6	0	1	1	3	10	1	1	0	1
30	Shaq Miller-McCray	g	0-0	0-0	0-0	1	0	1	0	0	1	0	0	0
32	V. Middlebrooks	g	0-1	0-0	0-0	0	0	0	1	0	0	0	0	0
Team						3	1	4						
Totals			15-47	3-8	17-20	8	13	21	25	50	8	28	0	6

1st - FG %:	3-12	25.0%	2nd - 2-10	20.0%	3rd - 6-13	46.2%	4th - 4-12	33.3%	Game: 15-47	31.9%	Deadball
3FG %:	0-1	0.0%	0-1	0.0%	3-5	60.0%	0-1	0.0%	3-8	37.5%	Rebounds
FT %:	5-6	83.3%	7-8	87.5%	3-4	75.0%	2-2	100.0%	17-20	85.0%	2

Mississippi State 106 • 2-0

#	Player	Total		3-Ptr		Rebounds		PF	TP	A	TO	Blk	Stl	Min.
		FG-FGA	FT-FTA	Off	Def	Off	Def							
15	Teaira McCowan	c	9-10	0-0	1-4	2	3	5	3	19	0	1	2	0
01	Blair Schaefer	g	4-8	4-8	2-2	0	2	2	3	14	2	2	0	2
02	Morgan William	g	4-4	0-0	4-4	0	2	2	1	12	7	0	0	1
11	Roshunda Johnson	g	3-5	3-3	0-0	0	1	1	3	9	4	1	0	2
35	Victoria Vivians	g	7-10	0-2	5-6	1	2	3	2	19	2	2	1	3
10	Jazzmun Holmes	g	3-4	0-0	2-6	3	0	3	1	8	5	1	0	3
20	Nyah Tate	g	1-3	0-1	2-4	0	0	0	0	4	0	1	0	0
21	Jonika Garvin	g	0-0	0-0	1-2	1	2	3	1	1	1	2	0	0
23	Bre'Amber Scott	g	0-4	0-2	1-2	0	0	0	2	1	0	4	0	1
25	Zion Campbell	g	6-6	0-0	1-2	2	9	11	2	13	0	1	1	0
55	Chloe Bibby	g	3-7	0-2	0-0	3	2	5	3	6	3	1	0	0
Team						2	1	3						
Totals			40-61	7-18	19-32	14	24	38	21	106	24	16	4	12

1st - FG %:	13-22	59.1%	2nd - 12-14	85.7%	3rd - 8-11	72.7%	4th - 7-14	50.0%	Game: 40-61	66.0%	Deadball
3FG %:	3-9	37.5%	4-5	80.0%	0-1	0.0%	0-4	0.0%	7-18	38.9%	Rebounds
FT %:	1-3	33.3%	5-5	100.0%	7-11	63.6%	6-13	46.2%	19-32	59.4%	7

Officials: Felicia Grinter, Eric Brewton, Maj Forsberg
 Technical fouls: Georgia State-None, Mississippi State-None.
 Attendance: 4584

Score by periods	1st	2nd	3rd	4th	Total
Georgia State	11	11	18	10	50
Mississippi State	30	33	23	20	106

Points	In	Off	2nd	Fast	Bench
GSU	Paint	T/O	Chance	Break	
26	35	4	8	4	14
50	35	15	16	33	

Last FG - GSU 4th-01:08, MS 4th-00:51.
 Largest lead - GSU None, MS by 54 4th-03:23.
 GSU led for 00:00, MS led for 39:25. Game was tied for 00:35.

Score tied - 0 times.
 Lead changed - 0 times.

GAME 3 — SOUTHERN MISS

Nov. 19, 2017 • Starkville, Miss.

	1st	2nd	3rd	4th	Final
SOUTHERN MISS	8	18	16	14	56
7/4 MISSISSIPPI ST.	31	17	31	12	91

Southern Miss 56 • 3-1

#	Player	Total		3-Ptr		Rebounds		PF	TP	A	TO	Blk	Stl	Min.
		FG-FGA	FT-FTA	Off	Def	Off	Def							
34	Respect Leaphart	f	2-7	0-0	0-0	3	1	4	2	4	1	2	0	0
15	Amber Landing	c	0-3	0-1	0-0	0	4	4	2	0	2	1	0	18
05	Shonte Hailes	g	5-8	0-1	0-0	0	1	1	1	10	5	2	0	29
21	Jayla King	g	1-4	0-0	4-4	2	4	6	4	6	2	4	0	26
22	Megan Brown	g	5-10	1-3	0-0	0	1	1	4	11	1	5	0	28
02														

GAME 5 — COLUMBIA

Nov. 24, 2017 • Cancun, Mexico (Cancun Challenge)

	1st	2nd	3rd	4th	Final
7/3 MISSISSIPPI ST.	22	15	29	24	90
COLUMBIA	20	9	15	10	54

MISSISSIPPI STATE 90 • 5-0

#	Player	Total		3-Ptr		Rebounds		PF	TP	A	TO	Blk	Stl	Min	
		FG-FGA	FT-FTA	FG-FGA	FT-FTA	Off	Def								Tot
15	Teaira McCowan	c	9-15	0-0	3-8	6	4	10	3	21	1	0	1	1	24
01	Blair Schaefer	g	5-10	4-6	0-0	1	0	1	2	14	1	1	0	0	23
02	Morgan William	g	1-5	0-1	0-0	2	2	4	1	2	4	1	0	1	25
11	Roshunda Johnson	g	2-8	1-4	2-2	2	2	4	1	7	0	2	1	2	25
35	Victoria Vivians	g	9-13	5-8	0-0	3	1	4	3	23	4	1	0	3	21
10	Jazzmun Holmes	g	2-5	0-0	0-0	0	4	4	1	4	8	1	1	1	24
20	Nyah Tate	g	0-1	0-0	0-0	0	0	0	0	0	0	0	0	0	5
21	Jonika Garvin	g	2-4	0-1	0-0	0	1	1	3	4	0	1	0	0	4
23	Bre'Amber Scott	g	1-3	0-0	4-6	2	3	5	4	6	0	1	1	2	16
25	Zion Campbell	g	1-2	0-0	1-2	2	4	6	3	3	0	2	1	0	16
55	Chloe Bibby	g	2-6	0-1	2-3	0	2	2	1	6	1	0	0	0	17
	Team					3	0	3							
	Totals		34-72	10-21	12-21	21	23	44	22	90	19	10	5	10	200

1st - FG %:	9-22	40.9%	2nd: 6-17	35.3%	3rd: 12-18	66.7%	4th: 7-15	46.7%	Game:	34-72	47.2%	Deadball	
3FG %:	4-9	44.4%	2-5	40.0%	4-6	66.7%	0-1	0.0%		10-21	47.6%	Rebounds	
FT %:	0-2	0.0%	1-5	20.0%	1-2	50.0%	10-12	83.3%		12-21	57.1%		4

COLUMBIA 54 • 2-4

#	Player	Total		3-Ptr		Rebounds		PF	TP	A	TO	Blk	Stl	Min	
		FG-FGA	FT-FTA	FG-FGA	FT-FTA	Off	Def								Tot
03	Little, Josie	f	3-9	0-3	0-1	2	3	5	2	6	0	2	0	0	27
20	Zimmerman, Camille	f	8-17	0-1	10-11	7	5	12	3	26	4	6	1	3	34
32	Pack, Madison	g	2-4	2-2	0-0	1	1	2	4	6	1	1	1	1	24
04	Tippet, Paige	g	0-0	0-0	0-0	0	3	3	2	0	3	2	0	0	29
05	Casey, Riley	g	2-4	1-2	0-0	0	1	1	2	5	0	4	0	0	26
00	Whittington, Imani	g	1-1	0-0	0-0	0	0	0	0	1	2	0	0	0	5
01	Clemmons, Janiya	g	0-6	0-1	1-2	0	3	3	0	1	1	2	0	1	14
10	McCormick, Andrea	g	0-4	0-2	3-4	0	1	1	0	3	1	2	0	0	7
22	Sampton, Maya	g	0-2	0-0	2-2	1	0	1	1	2	0	0	0	0	6
25	Flynn, Stephanie	g	1-2	1-1	0-0	0	0	0	3	3	1	0	0	1	11
33	Lee, Abby	g	0-2	0-2	0-0	0	1	1	1	0	0	0	0	0	10
42	Borresson, Jillia	g	0-0	0-0	0-2	1	1	2	3	0	0	0	0	0	7
	Team					1	3	4							
	Totals		17-51	4-14	16-22	13	22	35	22	54	11	22	4	6	200

1st - FG %:	7-10	70.0%	2nd: 4-18	22.2%	3rd: 4-14	28.6%	4th: 2-9	22.2%	Game:	17-51	33.3%	Deadball	
3FG %:	3-4	75.0%	1-3	33.3%	0-4	0.0%	0-3	0.0%		4-14	28.6%	Rebounds	
FT %:	3-3	100.0%	0-0	0.0%	7-9	77.8%	6-10	60.0%		16-22	72.7%		4

Officials: Eric Koch, Talisa Green, Travis Jones
 Technical fouls: MISSISSIPPI STATE-None. COLUMBIA-None.
 Attendance: 2017 Cancun Challenge - Mayan Tournament

Score by periods	1st	2nd	3rd	4th	Total
MISSISSIPPI STATE	22	15	29	24	90
COLUMBIA	20	9	15	10	54

Points	In	Off	2nd	Fast	Bench
MS	40	23	18	9	23
COL	20	3	8	6	11

GAME 7 — LOUISIANA

Nov. 29, 2017 • Jackson, Miss. (Mississippi Coliseum)

	1st	2nd	3rd	4th	Final
LOUISIANA	8	15	10	4	37
6/3 MISSISSIPPI ST.	30	26	20	18	94

Louisiana 37 • 2-5

#	Player	Total		3-Ptr		Rebounds		PF	TP	A	TO	Blk	Stl	Min	
		FG-FGA	FT-FTA	FG-FGA	FT-FTA	Off	Def								Tot
01	Kimberly Burton	f	1-6	0-0	2-2	2	5	7	1	4	0	2	0	1	30
35	Brittney Myles	f	0-1	0-0	0-0	0	3	3	5	0	0	1	0	0	14
04	Malachi Williams	g	0-7	0-4	2-2	1	1	2	3	2	1	3	0	1	23
11	Skylar Goodwin	g	5-13	1-2	3-3	1	0	1	2	14	0	4	0	1	32
42	Danyale Bayonne	g	1-7	0-1	0-0	0	5	5	3	2	0	3	1	0	26
00	Kendra Howard	g	1-1	0-0	0-0	1	1	2	0	1	2	0	0	0	9
05	Jomyra Mathis	g	2-11	0-1	0-0	0	3	3	0	4	0	3	0	0	19
15	Brooke Jolivet	g	0-0	0-0	0-0	0	0	0	0	2	0	0	0	0	2
21	Nekia Jones	g	3-5	2-4	0-0	0	3	3	8	2	5	0	1	0	24
24	Mylisha Hammond	g	0-2	0-0	1-2	0	2	2	0	1	0	0	0	0	8
32	Simone Fields	g	0-6	0-0	0-0	1	2	3	4	0	0	1	0	1	13
	Team					3	0	3							
	Totals		13-59	3-12	8-9	9	25	34	24	37	3	26	1	5	200

1st - FG %:	4-14	28.6%	2nd: 6-14	42.9%	3rd: 2-16	12.5%	4th: 1-5	6.7%	Game:	13-59	22.0%	Deadball	
3FG %:	0-0	0.0%	2-5	40.0%	0-2	0.0%	1-5	20.0%		3-12	25.0%	Rebounds	
FT %:	0-0	0.0%	1-1	100.0%	2-4	50.0%	1-2	50.0%		8-9	88.9%		1

Mississippi State 94 • 7-0

#	Player	Total		3-Ptr		Rebounds		PF	TP	A	TO	Blk	Stl	Min	
		FG-FGA	FT-FTA	FG-FGA	FT-FTA	Off	Def								Tot
15	Teaira McCowan	c	15-20	0-0	1-5	8	12	20	1	31	0	3	4	3	26
01	Blair Schaefer	g	5-12	3-9	0-0	1	0	1	2	13	1	1	0	0	26
02	Morgan William	g	1-2	0-0	0-0	0	0	0	3	2	6	2	0	0	15
11	Roshunda Johnson	g	0-7	0-2	2-2	4	3	7	1	2	5	1	0	1	22
35	Victoria Vivians	g	4-11	1-5	7-8	3	3	6	1	16	4	3	1	3	30
10	Jazzmun Holmes	g	2-4	0-0	6-6	0	2	2	10	8	1	2	1	1	25
21	Jonika Garvin	g	0-4	0-1	1-4	2	3	5	1	1	0	1	0	0	8
23	Bre'Amber Scott	g	1-5	0-3	2-2	0	2	2	0	4	1	0	0	0	11
25	Zion Campbell	g	1-2	0-0	0-0	1	4	5	1	2	0	1	0	0	14
55	Chloe Bibby	g	5-10	1-3	2-3	3	4	7	0	13	0	2	0	0	23
	Team					0	4	4							
	Totals		34-77	5-23	21-30	22	37	59	12	94	25	15	7	8	200

1st - FG %:	11-23	47.8%	2nd: 9-14	64.3%	3rd: 9-23	39.1%	4th: 5-17	29.4%	Game:	34-77	44.2%	Deadball	
3FG %:	3-9	33.3%	2-5	40.0%	0-4	0.0%	0-5	0.0%		5-23	21.7%	Rebounds	
FT %:	0-0	0.0%	6-9	66.7%	2-4	50.0%	8-12	66.7%		21-30	70.0%		5

Officials: Jesse Dickerson, Sue Blauch, Angelica Suffren
 Technical fouls: Louisiana-Simone Fields; TEAM, Mississippi State-None.
 Attendance: 3578
 Tech LA Head Coach End 3rd
 Tech LA #32 at 1:11 4th

Score by periods	1st	2nd	3rd	4th	Total
Louisiana	8	15	10	4	37
Mississippi State	30	26	20	18	94

Points	In	Off	2nd	Fast	Bench
LA	10	7	7	2	15
MS	46	24	14	19	30

Last FG - LA 4th-02:42, MS 4th-05:08.
 Largest lead - LA None, MS by 57 4th-00:26.
 LA led for 00:00. MS led for 39:51. Game was tied for 00:09.



GAME 6 — GREEN BAY

Nov. 25, 2017 • Cancun, Mexico (Cancun Challenge)

	1st	2nd	3rd	4th	Final
RV/NR GREEN BAY	6	14	11	15	46
7/3 MISSISSIPPI ST.	17	14	24	12	67

GREEN BAY 46 • 5-1

#	Player	Total		3-Ptr		Rebounds		PF	TP	A	TO	Blk	Stl	Min
		FG-FGA	FT-FTA	FG-FGA	FT-FTA	Off	Def</							

GAME 9 — LITTLE ROCK

Dec. 10, 2017 • Starkville, Miss.

	1st	2nd	3rd	4th	Final
LITTLE ROCK	10	18	2	18	48
6/3 MISSISSIPPI ST.	17	26	25	18	86

Little Rock 48 • 3-6

#	Player	Total			3-Ptr			Rebounds			PF	TP	A	TO	Blk	Stl	Min
		FG	FGA	FT	FTA	Off	Def	Total									
00	Ronjanea DeGray	f	2-6	0-0	0-0	0	1	4	4	0	2	1	0	0	27		
30	Raeyana DeGray	f	2-8	0-0	0-0	0	2	2	0	4	0	0	0	0	27		
02	Monique Townson	g	4-9	1-3	2-2	1	3	4	3	11	1	1	0	0	34		
03	Terrion Moore	g	0-4	0-0	0-0	1	2	3	0	1	1	1	1	1	28		
05	Tori Lasker	g	0-2	0-2	0-0	0	4	2	0	0	2	0	0	0	16		
04	Kira Shepard	g	0-2	0-1	0-0	0	1	1	0	1	0	2	0	1	9		
12	Sydney Chastain	g	0-0	0-0	0-0	0	0	0	0	1	0	1	0	0	2		
22	Yanina Inkina	g	0-1	0-1	0-0	0	0	0	0	0	0	0	0	0	5		
23	Kyra Collier	g	4-13	0-0	3-4	0	5	5	3	11	2	8	0	0	30		
25	Anna Hurlburt	g	0-0	0-0	0-0	0	0	0	0	0	0	0	0	0	0+		
35	Keanna Keys	g	3-5	0-0	2-4	3	1	4	2	8	0	2	0	0	15		
35	Teal Battle	g	3-3	0-0	4-4	1	0	1	2	10	0	1	0	1	7		
	Team					2	1	3		1							
Totals			18-53	1-7	11-14	8	20	28	21	48	6	20	2	4	200		

1st - FG %:	5-12	41.7%	2nd: 5-12	41.7%	3rd: 1-14	7.1%	4th: 7-15	46.7%	Game: 18-53	34.0%	Deadball
3FG %:	0-1	0.0%	1-4	25.0%	0-1	0.0%	0-1	0.0%	1-7	14.3%	Rebounds
FT %:	0-0	0.0%	7-8	87.5%	0-2	0.0%	4-4	100.0%	11-14	78.6%	2

Mississippi State 86 • 9-0

#	Player	Total			3-Ptr			Rebounds			PF	TP	A	TO	Blk	Stl	Min
		FG	FGA	FT	FTA	Off	Def	Total									
15	Teaira McCowan	c	6-8	0-0	1-2	2	9	11	3	13	1	1	0	0	0	16	
01	Blair Schaefer	g	3-9	2-5	2-2	1	0	1	1	1	0	1	0	0	27		
02	Morgan William	g	5-9	0-1	6-6	0	1	1	10	4	1	0	0	0	28		
11	Roshunda Johnson	g	2-6	0-1	0-0	1	1	2	0	4	1	0	0	5	24		
35	Victoria Vivians	g	6-9	0-0	0-0	3	7	10	2	12	1	1	2	0	24		
10	Jazzmun Holmes	g	2-5	0-0	1-1	0	0	0	5	1	2	0	0	0	12		
20	Nyah Tate	g	2-3	0-0	0-0	0	0	0	4	4	2	0	0	0	8		
21	Jonika Garvin	g	0-1	0-0	0-0	0	0	0	1	0	0	0	1	0	3		
23	Bre'Amber Scott	g	1-3	0-0	3-5	1	0	1	3	5	0	0	0	0	8		
24	Jordan Danberry	g	1-4	0-0	0-2	1	0	1	2	2	0	1	0	1	13		
25	Zion Campbell	g	3-4	0-0	0-2	3	2	5	2	6	1	1	0	2	21		
55	Chloe Bibby	g	2-5	1-3	4-4	2	4	6	1	9	0	0	0	2	16		
	Team					2	4	6		1							
Totals			33-66	3-10	17-22	16	28	44	16	86	10	11	3	10	200		

1st - FG %:	8-17	47.1%	2nd: 8-17	47.1%	3rd: 11-20	55.0%	4th: 6-12	50.0%	Game: 33-66	50.0%	Deadball
3FG %:	0-2	0.0%	2-4	50.0%	1-3	33.3%	0-1	0.0%	3-10	30.0%	Rebounds
FT %:	1-2	50.0%	8-10	80.0%	2-2	100.0%	6-8	75.0%	17-22	77.3%	2

Officials: Lisa Mattingly, Bob Trammell, Metta Roberts
Technical fouls: Little Rock-None. Mississippi State-None.
Attendance: 5010

Score by periods	1st	2nd	3rd	4th	Total
Little Rock	10	18	2	18	48
Mississippi State	17	26	25	18	86

Points	In	Off	2nd	Fast	Bench
LR	28	6	7	2	29
MS	30	25	17	0	31

Last FG - LR 4th-00:16, MS 4th-02:22.
Largest lead - LR None, MS by 45 4th-02:40.
LR led for 00:00. MS led for 39:09. Game was tied for 00:51.

Score tied - 0 times.
Lead changed - 0 times.

GAME 11 — MAINE

Dec. 17, 2017 • Starkville, Miss.

	1st	2nd	3rd	4th	Final
MAINE	12	6	9	16	43
5/3 MISSISSIPPI ST.	29	16	15	23	83

Maine 43 • 6-5

#	Player	Total			3-Ptr			Rebounds			PF	TP	A	TO	Blk	Stl	Min
		FG	FGA	FT	FTA	Off	Def	Total									
11	Fanny Wadling	f	3-8	1-3	0-0	1	6	7	4	7	2	6	0	1	31		
10	Julie Brosseau	g	1-6	0-2	0-0	0	4	4	3	2	1	7	0	0	19		
12	Parise Rossignol	g	3-7	0-4	1-2	0	0	0	2	7	0	1	0	1	34		
22	Blanca Millan	g	4-10	1-4	4-4	2	3	5	13	1	1	1	2	31			
23	Tanesha Sutton	g	2-8	0-2	2-3	2	1	3	3	6	1	5	0	2	29		
04	Maddy McVicar	g	0-0	0-0	0-0	0	1	1	0	0	0	0	0	0	2		
05	Maeve Carroll	g	0-0	0-0	0-0	0	0	0	0	0	0	0	0	0	2		
15	Dor Saar	g	3-9	1-4	1-2	1	3	4	8	3	1	0	0	0	31		
20	Kelly Fogarty	g	0-1	0-1	0-0	0	0	0	0	0	0	2	0	0	6		
35	Kira Barra	g	0-0	0-0	0-0	0	0	0	0	0	0	0	0	0	1		
33	Kirsten Johnson	g	0-0	0-0	0-0	0	1	1	3	0	0	3	0	0	14		
	Team					3	0	3		1							
Totals			16-49	3-20	8-11	9	19	28	24	43	8	27	1	6	200		

1st - FG %:	5-12	41.7%	2nd: 3-9	33.3%	3rd: 2-13	15.4%	4th: 6-15	40.0%	Game: 16-49	32.7%	Deadball
3FG %:	2-3	66.7%	0-4	0.0%	0-5	0.0%	1-8	12.5%	3-20	15.0%	Rebounds
FT %:	0-0	0.0%	0-0	0.0%	5-6	83.3%	3-5	60.0%	8-11	72.7%	1

Mississippi State 83 • 11-0

#	Player	Total			3-Ptr			Rebounds			PF	TP	A	TO	Blk	Stl	Min
		FG	FGA	FT	FTA	Off	Def	Total									
15	Teaira McCowan	c	8-14	0-0	2-3	5	6	11	1	18	0	1	1	3	26		
01	Blair Schaefer	g	2-4	2-4	0-0	0	1	1	6	3	4	0	0	0	31		
02	Morgan William	g	2-2	0-0	2-2	0	1	1	6	2	1	0	1	17			
11	Roshunda Johnson	g	2-9	2-7	0-0	2	4	6	1	6	4	1	0	0	25		
35	Victoria Vivians	g	5-12	2-6	0-0	1	1	2	12	3	1	0	1	21			
10	Jazzmun Holmes	g	3-3	0-0	3-4	0	1	1	9	3	1	0	3	22			
20	Nyah Tate	g	1-2	1-1	0-0	1	1	2	0	3	0	1	0	4			
21	Jonika Garvin	g	1-1	0-0	1-2	1	2	3	1	3	0	1	0	4			
23	Bre'Amber Scott	g	0-1	0-1	0-0	0	0	0	0	0	0	1	0	6			
24	Jordan Danberry	g	2-6	0-0	3-4	1	3	4	3	7	3	3	1	15			
25	Zion Campbell	g	3-5	0-0	1-2	1	3	4	0	7	1	1	0	14			
55	Chloe Bibby	g	2-3	0-0	2-2	0	1	1	2	6	0	0	0	15			
	Team					1	2	3									
Totals			31-62	7-19	14-19	13	26	39	13	83	19	16	2	11	200		

1st - FG %:	11-20	55.0%	2nd: 4-12	33.3%	3rd: 6-14	42.9%	4th: 10-16	62.5%	Game: 31-62	50.0%	Deadball
3FG %:	5-10	50.0%	1-4	25.0%	0-3	0.0%	1-2	50.0%	7-19	36.8%	Rebounds
FT %:	2-3	66.7%	7-8	87.5%	3-4	75.0%	2-4	50.0%	14-19	73.7%	4

Officials: Scott Yarbrough, Laura C. Morris, Angelica Suffren
Technical fouls: Maine-None. Mississippi State-None.
Attendance: 4953

Score by periods	1st	2nd	3rd	4th	Total
Maine	12	6	9	16	43
Mississippi State	29	16	15	23	83

Points	In	Off	2nd	Fast	Bench
MS	24	7	5	0	8
MS	36	29	13	11	35

Last FG - Maine 4th-00:43, MS 4th-00:28.
Largest lead - Maine by 3 1st-08:44, MS by 41 4th-02:53.
Maine led for 00:15. MS led for 37:49. Game was tied for 01:56.

Score tied - 1 time.
Lead changed - 1 time.

GAME 10 — OREGON

Dec. 13, 2017 • Starkville, Miss.

	1st	2nd	3rd	4th	Final
9/9 OREGON	19	14	22	24	79
5/3 MISSISSIPPI ST.	23	22	25	20	90

Oregon 79 • 8-2

#	Player	Total			3-Ptr			Rebounds			PF	TP	A
---	--------	-------	--	--	-------	--	--	----------	--	--	----	----	---

GAME 13 — SYRACUSE

Dec. 21, 2017 • Las Vegas, Nev. (Duel In The Desert)

	1st	2nd	3rd	4th	Final
RV/22 SYRACUSE	18	11	19	17	65
5/3 MISSISSIPPI ST.	22	22	19	13	76

RV/22 Syracuse 65 • 11-1

#	Player	Total		3-Ptr		Rebounds			PF	TP	A	TO	Blk	Stl	Min
		FG-FGA	FT-FTA	FG-FGA	FT-FTA	Off	Def	Tot							
32	Miranda Drummond	6-13	1-3	1-2	2	2	4	1	14	0	1	1	0	40	
45	Digna Strautmene	1-7	0-4	0-0	4	5	9	4	2	0	2	1	1	25	
22	Amaya Finklea-Guity	2-3	0-0	1-4	2	5	7	4	5	1	0	0	0	30	
04	Tiana Mangakahia	6-15	1-3	7-8	1	3	4	4	20	6	8	0	0	38	
11	Gabrielle Cooper	8-14	4-7	2-2	4	5	9	2	22	0	1	0	0	28	
01	Raven Fox	0-1	0-1	0-0	0	0	0	0	0	0	1	0	0	8	
02	Chelayne Bailey	0-2	0-0	0-0	0	0	0	0	1	0	1	0	0	11	
23	Isis Young	1-7	0-3	0-1	0	1	1	3	2	0	1	0	1	19	
44	Jasmine Nwajei	0-0	0-0	0-0	0	1	1	0	0	0	1	0	0	1	
Team		3	2	5	2			5	65	8	15	2	3	200	
Totals		24-62	6-21	11-17	16	24	40	19	65	8	15	2	3	200	

Mississippi State 76 • 13-0

#	Player	Total		3-Ptr		Rebounds			PF	TP	A	TO	Blk	Stl	Min
		FG-FGA	FT-FTA	FG-FGA	FT-FTA	Off	Def	Tot							
15	Teaira McCowan	5-9	0-0	4-7	6	7	13	5	14	0	3	1	0	24	
01	Blair Schaefer	5-14	5-13	0-0	1	3	4	3	15	1	0	0	0	36	
02	Morgan William	0-4	0-1	2-2	1	0	1	3	2	3	1	0	0	20	
11	Roshunda Johnson	3-13	1-7	0-0	1	1	2	1	7	1	1	0	1	36	
35	Victoria Vivians	9-17	1-5	7-8	3	6	9	2	26	1	1	0	3	39	
10	Jazzmun Holmes	3-4	0-0	3-3	0	1	1	2	9	4	1	0	0	20	
23	Bre'Amber Scott	0-0	0-0	0-0	0	0	0	0	0	0	0	0	0	1	
24	Jordan Danberry	0-1	0-0	0-0	0	0	0	0	0	0	0	0	0	5	
25	Zion Campbell	1-2	0-0	1-2	2	5	7	3	3	1	2	0	1	16	
55	Chloe Bibby	0-0	0-0	0-0	0	0	0	0	0	0	0	0	0	3	
Team		2	3	5	3			5	76	12	10	1	5	200	
Totals		26-64	7-26	17-22	16	26	42	19	76	12	10	1	5	200	

Officials: Bryan Entlerline, Julie Krommenhoek, Krystal Apellaniz
 Technical fouls: RV/22 Syracuse-None, Mississippi State-None.
 Attendance: 2934

Score by periods	1st	2nd	3rd	4th	Total
RV/22 Syracuse	18	11	19	17	65
Mississippi State	22	22	19	13	76

	In	Off	2nd	Fast	Bench
Points	22	25	11	2	12
Paint	22	25	11	2	12
T/O	22	25	11	2	12
Chance	22	25	11	2	12
Break	22	25	11	2	12

Last FG - SU 4th-00:28, MS 4th-01:13.
 Largest lead - SU by 2 1st-03:58, MS by 19 4th-06:19.
 SU led for 02:14. MS led for 36:41. Game was tied for 01:05.

GAME 15 — GEORGIA

Dec. 31, 2017 • Athens, Ga.

	1st	2nd	3rd	4th	Final
5/3 MISSISSIPPI ST.	16	21	26	23	86
NR/RV GEORGIA	14	13	13	22	62

#3 Mississippi State 86 • 15-0, 1-0

#	Player	Total		3-Ptr		Rebounds			PF	TP	A	TO	Blk	Stl	Min
		FG-FGA	FT-FTA	FG-FGA	FT-FTA	Off	Def	Tot							
12	Teaira McCowan	12-15	0-0	2-6	9	4	13	2	26	0	2	0	1	34	
01	Blair Schaefer	3-13	3-12	0-0	0	1	1	2	9	4	1	0	2	37	
02	Morgan William	0-6	0-3	4-4	0	1	1	1	4	6	4	0	3	28	
11	Roshunda Johnson	6-10	4-8	0-2	2	1	3	2	16	4	1	1	0	30	
35	Victoria Vivians	7-16	2-4	4-4	2	5	7	2	20	2	0	0	2	32	
10	Jazzmun Holmes	0-0	0-0	0-0	0	1	1	0	2	1	0	1	0	12	
20	Nyah Tate	1-1	1-1	0-0	0	0	0	0	3	0	0	0	0	2	
23	Bre'Amber Scott	0-0	0-0	0-0	0	0	0	1	0	1	0	0	0	2	
24	Jordan Danberry	0-0	0-0	0-0	0	0	0	0	0	0	1	0	0	9	
25	Zion Campbell	1-1	0-0	1-2	0	1	1	1	3	0	0	0	0	6	
55	Chloe Bibby	2-3	1-1	0-0	0	1	1	0	5	0	0	0	0	8	
Team		4	1	5	4			15	19	10	1	9	200		
Totals		32-65	11-29	11-18	17	16	33	11	86	19	10	1	9	200	

Georgia 62 • 12-2, 0-1

#	Player	Total		3-Ptr		Rebounds			PF	TP	A	TO	Blk	Stl	Min
		FG-FGA	FT-FTA	FG-FGA	FT-FTA	Off	Def	Tot							
04	ROBINSON, Caliya	6-12	1-3	0-0	3	4	7	5	13	1	1	6	1	20	
33	ENGRAM, Mackenzie	5-13	0-1	0-2	1	6	7	3	10	0	1	1	0	32	
00	COLE, Taja	3-6	0-0	0-2	1	0	1	1	6	7	3	0	1	29	
12	CLARK, Haley	4-4	0-0	2-2	3	3	6	0	10	1	0	0	0	25	
23	MORRISON, Que	1-5	1-2	0-0	2	3	5	1	3	2	4	0	0	28	
02	CONNALLY, Gabby	2-6	0-1	0-0	1	0	1	2	4	2	3	0	3	16	
03	PAUL, Stephanie	3-4	0-0	0-0	1	0	1	4	6	0	5	1	1	20	
11	CALDWELL, Maya	1-3	1-1	0-0	0	1	1	0	3	0	1	0	0	13	
24	COSTA, Simone	0-0	0-0	2-2	0	1	1	0	2	1	1	0	0	9	
44	BATES, Malury	1-1	0-0	0-0	0	0	0	1	2	0	0	0	0	4	
51	BLANARU, Bianca	1-2	0-0	1-2	2	0	2	0	3	0	0	0	0	4	
Team		1	2	3	1			8	62	14	20	8	6	200	
Totals		27-56	3-8	5-10	15	20	35	17	62	14	20	8	6	200	

Officials: Bob Trammell, Missy Brooks and Troy Winders
 Technical fouls: #3 Mississippi State-None, Georgia-None.
 Attendance: 2934

Score by periods	1st	2nd	3rd	4th	Total
#3 Mississippi State	16	21	26	23	86
Georgia	14	13	13	22	62

	In	Off	2nd	Fast	Bench
Points	28	17	19	0	11
Paint	28	17	19	0	11
T/O	28	17	19	0	11
Chance	28	17	19	0	11
Break	28	17	19	0	11

Last FG - MS 4th-00:39, UGA 4th-00:23.
 Largest lead - MS by 26 3rd-02:13, UGA by 4 1st-09:03.
 MS led for 31:31. UGA led for 07:51. Game was tied for 01:14.

Score tied - 1 time.
 Lead changed - 5 times.



GAME 14 — MISSISSIPPI VALLEY STATE

Dec. 28, 2017 • Starkville, Miss.

	1st	2nd	3rd	4th	Final
MISS. VALLEY ST.	16	4	6	10	36
5/3 MISSISSIPPI ST.	29	30	29	24	112

Miss. Valley St. 36 • 0-12

#	Player	Total		3-Ptr		Rebounds			PF	TP	A	TO	Blk	Stl	Min
		FG-FGA	FT-FTA	FG-FGA	FT-FTA	Off	Def	Tot							
35	Makayla Bonner	2-8	0-0	0-0	2	0	2	5	4	0	5	0	0	24	
01	Lakendra Bassett	2-14	0-1	4-6	3	2	5	2	8	1	3	0	0	36	
04	Kristy Parker	4-10	0-1	2-4	1	0	1	2	10	2	3	0	0	29	
11	Stormy Green	0-1	0-0	0-0	1	0	1	0	0	0	1	0	1	13	
13	Sydney Floyd	3-11	0-3	0-0	5	4	9	3	6	0	1	0	0	32	
12	Kenya Arnold	1-1	0-0	0-0	0	1	1	3	2	0	4	0	1	24	
23	Desiray Mosley	1-8	0-0	4-6	1	3	4	2	6	0	5	0	2	34	
54	Jazmin Holmon	0-0	0-0	0-0	0	2	2	1	0	0	0	0	0	8	
Team		6	1	7	3			36	18	36	3	25	0	4	200
Totals		13-53	0-5	10-16	19	13	32	18	36	3	25	0	4	200	

Mississippi State 112 • 14-0

#	Player	Total		3-Ptr		Rebounds			PF	TP	A	TO	Blk	Stl	Min
		FG-FGA	FT-FTA	FG-FGA	FT-FTA	Off	Def	Tot							
15	Teaira McCowan	19-24	0-0	3-4	8	5	13	1	41	1	0	5	2	27	
01	Blair Schaefer	2-7	2-7	0-0	2	1	3	4	6	5	0	0	0	29	
02	Morgan William	0-3	0-0	3-4	0	1	1	1	3	4	2	1	1	19	
11	Roshunda Johnson	6-10	1-5	1-1	1	1	2	0	14	5	0				

GAME 17 — LSU
Jan. 7, 2018 • Baton Rouge, La.

	1st	2nd	3rd	4th	Final
5/3 MISSISSIPPI ST.	23	21	21	18	83
LSU	22	13	17	18	70

Mississippi State 83 • 17-0, 3-0

#	Player	Total		3-Ptr		Rebounds			PF	TP	A	TO	Blk	Stl	Min
		FG	FGA	FG	FGA	Off	Def	Tot							
15	Teaira McCowan	13	24	0	0	5	12	17	3	31	1	2	1	1	39
01	Blair Schaefer	2	7	2	6	3	3	0	3	0	9	1	2	0	40
02	Morgan William	3	6	3	4	4	0	2	0	13	4	1	0	1	26
11	Roshunda Johnson	3	5	2	3	2	2	4	4	10	5	2	0	2	35
35	Victoria Vivians	2	7	0	2	0	1	2	4	4	1	2	0	0	18
10	Jazzmun Holmes	2	3	0	0	2	1	0	1	6	1	0	0	0	13
24	Jordan Danberry	0	0	0	0	0	0	0	2	0	0	2	1	0	5
25	Zion Campbell	0	0	0	0	1	0	1	0	0	0	0	0	0	1
55	Chloe Bibby	4	8	1	2	1	3	4	4	10	1	1	0	0	23
	Team					0	1	1							
	Totals	29	60	8	17	17	25	40	18	83	14	13	2	4	200

1st - FG %: 9-16 56.3% 2nd: 7-17 41.2% 3rd: 8-14 57.1% 4th: 5-13 38.5% Game: 29-60 48.3% Deadball Rebounds: 3-11
3FG %: 5-7 71.4% 2-4 50.0% 0-3 0.0% 1-3 33.3% 2-4 50.0% 0-1 0.0%
FT %: 0-0 0.0% 5-9 55.6% 5-8 62.5% 7-8 87.5% 17-25 68.0%

LSU 70 • 10-4, 2-1

#	Player	Total		3-Ptr		Rebounds			PF	TP	A	TO	Blk	Stl	Min
		FG	FGA	FG	FGA	Off	Def	Tot							
05	Ayana Mitchell	6	10	0	1	5	7	11	2	17	1	1	1	2	36
00	Chloe Jackson	11	21	1	4	2	1	5	6	4	25	0	0	1	38
02	Shanice Norton	0	2	0	0	0	0	0	0	0	0	0	0	0	13
11	Raigyne Louis	9	20	1	5	1	2	4	2	4	20	3	1	0	22
13	J. Richard-Harris	2	4	2	4	0	4	4	4	6	0	2	0	1	32
03	Khayla Pointer	1	3	0	0	1	0	1	2	2	2	3	0	2	23
04	Raven Farley	0	0	0	0	1	1	2	3	0	0	1	1	0	14
10	Dekeriya Patterson	0	3	0	1	0	1	1	0	0	0	0	0	0	5
15	Y. Bidikuindia	0	0	0	0	0	2	2	0	1	0	0	0	0	11
24	Faustine Aifuwa	0	1	0	0	0	1	1	1	0	0	2	0	0	5
30	Jalain Cherry	0	0	0	0	0	0	0	1	0	0	0	0	0	0+
44	Tatum Neubert	0	1	0	0	0	0	0	0	0	0	0	0	0	1
	Team					3	1	4							
	Totals	29	65	4	15	8	15	34	23	70	7	11	3	7	200

1st - FG %: 9-16 56.3% 2nd: 6-14 42.9% 3rd: 6-19 31.6% 4th: 8-16 50.0% Game: 29-65 44.6% Deadball Rebounds: 4
3FG %: 2-5 40.0% 0-3 0.0% 1-5 20.0% 1-5 20.0% 6-6 100.0%
FT %: 2-4 50.0% 1-2 50.0% 4-5 80.0% 1-4 25.0% 6-15 40.0%

Officials: Dee Kantner, Brian Hall, Amy Bonner
Technical fouls: Mississippi State-None. LSU-None.
Attendance: 2525

Score by periods	1st	2nd	3rd	4th	Total
Mississippi State	23	21	21	18	83
LSU	22	13	17	18	70

	Points	In Paint	Off T/O	2nd Chance	Fast Break	Bench
MS	38	15	15	0	16	
LSU	30	14	10	4	2	

Last FG - MS 4th-00:18, LSU 4th-00:08.
Largest lead - MS by 17 3rd-04:56, LSU by 7 1st-04:29.
MS led for 27:32, LSU led for 10:11. Game was tied for 02:17.
Score tied - 4 times.
Lead changed - 12 times.

GAME 19 — ALABAMA
Jan. 14, 2018 • Starkville, Miss.

	1st	2nd	3rd	4th	Final
ALABAMA	20	9	14	18	61
4/3 MISSISSIPPI ST.	16	28	18	13	75

Alabama 61 • 13-5 (3-2 SEC)

#	Player	Total		3-Ptr		Rebounds			PF	TP	A	TO	Blk	Stl	Min
		FG	FGA	FG	FGA	Off	Def	Tot							
01	Quanetria Bolton	2	2	0	0	1	3	4	2	4	2	2	1	0	20
20	Ashley Williams	1	3	0	0	2	2	4	1	2	1	5	0	1	23
03	Jordan Lewis	1	8	0	1	2	3	5	2	3	4	5	0	1	32
11	Hannah Cook	8	10	5	5	4	2	6	3	25	0	2	0	1	28
23	Shaquera Wade	2	2	0	0	1	0	1	5	4	0	4	0	0	19
02	Amber Richardson	0	0	0	0	2	1	3	2	0	1	0	0	0	8
05	Alana da Silva	0	1	0	0	0	0	0	1	0	0	1	0	0	8
15	Meeshonti Knight	3	8	0	1	3	4	7	1	9	3	2	1	0	25
22	Ariyah Copeland	0	1	0	0	0	1	1	1	0	1	1	0	0	6
25	Ashley Knight	1	1	0	0	1	2	3	2	0	2	1	0	0	12
40	Jasmine Walker	4	6	2	2	0	4	4	0	10	0	1	0	3	19
	Team					0	2	2							
	Totals	22	42	7	9	10	33	51	21	61	11	26	3	6	200

1st - FG %: 8-13 61.5% 2nd: 3-9 33.3% 3rd: 5-11 45.5% 4th: 6-9 66.7% Game: 22-42 52.4% Deadball Rebounds: 1.1
3FG %: 2-3 66.7% 1-1 100.0% 1-1 100.0% 3-4 75.0% 7-9 77.8%
FT %: 2-2 100.0% 2-2 100.0% 3-3 100.0% 3-6 50.0% 10-13 76.9%

Mississippi State 75 • 19-0 (5-0 SEC)

#	Player	Total		3-Ptr		Rebounds			PF	TP	A	TO	Blk	Stl	Min
		FG	FGA	FG	FGA	Off	Def	Tot							
15	Teaira McCowan	6	13	0	0	8	8	16	2	19	0	0	1	1	38
01	Blair Schaefer	1	2	1	2	0	0	0	1	3	0	2	1	0	23
02	Morgan William	3	7	0	2	2	1	3	2	7	4	1	1	2	30
11	Roshunda Johnson	5	12	3	7	1	2	3	1	14	1	1	0	2	35
35	Victoria Vivians	8	20	1	3	4	7	4	21	2	2	3	1	0	35
10	Jazzmun Holmes	1	3	0	1	0	0	0	2	1	2	0	1	0	10
23	Bre'Amber Scott	0	0	0	0	0	0	0	0	0	0	1	0	0	1
24	Jordan Danberry	1	2	0	0	0	1	1	3	2	2	2	0	3	12
25	Zion Campbell	0	0	0	0	0	0	0	0	0	0	0	0	0	2
55	Chloe Bibby	2	4	0	0	3	0	3	1	7	0	1	0	0	14
	Team					2	1	3							
	Totals	27	63	5	15	16	21	35	14	75	10	13	4	10	200

1st - FG %: 5-13 38.5% 2nd: 10-19 52.6% 3rd: 7-16 43.8% 4th: 5-15 33.3% Game: 27-63 42.9% Deadball Rebounds: 1
3FG %: 3-5 60.0% 1-3 33.3% 1-4 25.0% 0-3 0.0% 5-15 33.3%
FT %: 3-4 75.0% 7-7 100.0% 3-6 50.0% 16-21 76.2%

Officials: Bob Trammell, Cameron Inouye, Kevin Pethelt
Technical fouls: Alabama-None. Mississippi State-None.
Attendance: 9010

Score by periods	1st	2nd	3rd	4th	Total
Alabama	20	9	14	18	61
Mississippi State	16	28	18	13	75

	Points	In Paint	Off T/O	2nd Chance	Fast Break	Bench
UA	22	12	2	9	23	
MS	32	35	26	0	11	

Last FG - UA 4th-01:08, MS 4th-01:43.
Largest lead - UA by 6 2nd-09:45, MS by 22 3rd-02:22.
UA led for 05:40, MS led for 33:03. Game was tied for 01:17.
Score tied - 3 times.
Lead changed - 3 times.

GAME 18 — OLE MISS
Jan. 11, 2018 • Starkville, Miss.

	1st	2nd	3rd	4th	Final
OLE MISS	9	13	16	7	45
4/3 MISSISSIPPI ST.	22	12	22	20	76

Ole Miss 45 • 11-5 (1-2 SEC)

#	Player	Total		3-Ptr		Rebounds			PF	TP	A	TO	Blk	Stl	Min
		FG	FGA	FG	FGA	Off	Def	Tot							
42	Shelby Gibson	2	7	2	7	0	0	1	1	3	6	0	0	0	18
00	Chyna Nixon	2	2	0	0	0	0	0	0	5	4	0	0	0	12
01	Bree Glover	0	0	0	0	0	1	2	3	0	1	1	0	0	22
20	Madinah Muhammad	4	21	1	3	5	6	0	2	2	14	0	3	1	37
25	Alissa Alston	4	16	0	4	1	1	0	1	2	9	3	3	0	38
12	Barbara Johnson	2	6	0	0	2	4	0	1	2	6	0	0	0	12
32	Kate Rodgers	1	4	0	0	0	3	5	8	4	2	0	4	0	17
44	Torri Lewis	0	0	0	0	0	0	0	0	0	0	0	0	0	12
55	Promise Taylor	1	4	0	0	2	2	4	6	2	4	0	1	3	22
	Team					5	1	6							
	Totals	16	60	3	14	10	13	28	24	45	4	14	4	4	200

1st - FG %: 3-13 23.1% 2nd: 5-15 33.3% 3rd: 6-17 35.3% 4th: 2-15 13.3% Game: 16-60 26.7% Deadball Rebounds: 3
3FG %: 0-1 0.0% 0-1 0.0% 2-4 50.0% 0-3 0.0%
FT %: 2-2 100.0% 3-4 75.0% 2-2 100.0% 3-5 60.0%

Mississippi State 76 • 17-0 (3-0 SEC)

#	Player	Total		3-Ptr		Rebounds			PF	TP	A	TO	Blk	Stl	Min
		FG	FGA	FG	FGA	Off	Def	Tot							
15	Teaira McCowan	12	13	0	0	1	2	3	10	13	3	25	0	3	4
01	Blair Schaefer	3	9	3	7	5	6	1	3	4	14	6	0	0	38
0															

GAME 21 — FLORIDA

Jan. 25, 2018 • Starkville, Miss.

	1st	2nd	3rd	4th	Final
FLORIDA	13	10	14	16	53
2/2 MISSISSIPPI ST.	20	15	31	24	90

Florida 53 • 10-11 (2-6 SEC)

##	Player	Total			3-Ptr			Rebounds			PF	TP	A	TO	Blk	Stl	Min
		FG-FGA	FG-FGA	FT-FTA	FG-FGA	FG-FGA	FT-FTA	Off	Def	Tot							
44	Haley Lorenzen	f	3-9	0-3	0-0	5	7	12	2	6	2	1	0	2	30		
00	Delicia Washington	g	5-11	0-1	0-0	3	7	10	2	10	0	9	0	0	29		
03	Funda Nakkasoglu	g	7-13	2-5	3-5	0	0	0	0	19	3	2	0	1	30		
11	Dyandria Anderson	g	4-5	1-2	0-0	1	2	3	2	9	2	1	1	1	29		
12	Paulina Hersler	g	2-11	0-1	0-0	4	3	7	1	4	0	3	0	1	29		
01	Tameria Johnson	g	0-0	0-0	0-0	0	0	0	0	2	0	1	0	0	7		
15	Sydney Searcy	g	1-5	1-4	0-0	0	1	1	3	1	2	0	0	0	25		
23	Jalaysia Thomas	g	1-1	0-0	0-0	0	0	0	0	0	0	0	0	0	8		
24	Mikayla Hayes	g	0-3	0-2	0-0	0	1	1	2	0	0	0	0	0	13		
Team			23-58	4-18	3-5	22	13	37	13	53	10	23	1	5	200		
Totals			23-58	4-18	3-5	22	13	37	13	53	10	23	1	5	200		
1st - FG %:		5-14	35.7%	2nd: 4-15	26.7%	3rd: 6-13	46.2%	4th: 8-16	50.0%	Game: 23-58	39.7%	Deadball					
3FG %:		1-6	16.7%	2-5	40.0%	1-2	50.0%	0-5	0.0%	4-18	22.2%	Rebounds					
FT %:		2-3	66.7%	0-0	0.0%	1-2	50.0%	0-0	0.0%	3-5	60.0%						

Mississippi State 90 • 21-0 (7-0 SEC)

##	Player	Total			3-Ptr			Rebounds			PF	TP	A	TO	Blk	Stl	Min
		FG-FGA	FG-FGA	FT-FTA	FG-FGA	FG-FGA	FT-FTA	Off	Def	Tot							
15	Teaira McCowan	c	9-13	0-0	5-6	4	4	8	2	23	1	1	2	2	38		
01	Blair Schaefer	c	5-8	5-8	0-0	0	0	0	2	15	2	2	0	1	23		
02	Morgan William	g	1-2	0-0	2-2	0	1	1	2	4	7	0	0	0	23		
11	Roshunda Johnson	g	4-10	1-3	0-0	1	6	7	1	9	1	2	0	3	29		
35	Victoria Vivians	g	8-17	1-3	0-0	0	2	2	1	17	3	0	0	2	27		
10	Jazzmun Holmes	g	1-1	0-0	0-0	0	2	2	0	2	1	0	0	0	15		
20	Nyah Tate	g	0-0	0-0	0-0	0	0	0	0	0	0	0	0	0	2		
23	Bre'Amber Scott	g	1-1	0-0	0-0	0	0	0	0	2	1	0	0	1	5		
24	Jordan Danberry	g	3-9	0-0	1-2	1	1	2	0	7	0	1	0	2	13		
25	Zion Campbell	g	3-3	0-0	0-0	1	1	2	0	6	1	0	1	1	12		
55	Chloe Bibby	g	2-4	0-0	1-2	2	1	3	0	5	1	1	0	1	13		
Team			37-68	7-14	9-12	11	21	32	8	90	18	7	4	13	200		
Totals			37-68	7-14	9-12	11	21	32	8	90	18	7	4	13	200		
1st - FG %:		9-19	47.4%	2nd: 6-16	37.5%	3rd: 11-17	64.7%	4th: 11-16	68.8%	Game: 37-68	54.4%	Deadball					
3FG %:		2-7	28.6%	3-4	75.0%	2-3	66.7%	0-0	0.0%	7-14	50.0%	Rebounds					
FT %:		0-0	0.0%	0-0	0.0%	7-8	87.5%	2-4	50.0%	9-12	75.0%						

Officials: Dee Kantner, Felicia Grinter, Troy Winters
 Technical fouls: Florida-None. Mississippi State-None.
 Attendance: 6727

Score by periods	1st	2nd	3rd	4th	Total
Florida	13	10	14	16	53
Mississippi State	20	15	31	24	90

Last FG - UF 4th-01:04, MS 4th-00:41.
 Largest lead - UF None, MS by 37 4th-01:31.
 UF led for 00:00. MS led for 39:33. Game was tied for 00:23.

GAME 23 — MISSOURI

Feb. 1, 2018 • Columbia, Mo.

	1st	2nd	3rd	4th	Final
2/2 MISSISSIPPI ST.	14	11	18	14	57
15/15 MISSOURI	16	18	6	13	53

Mississippi State 57 • 23-0 (9-0)

##	Player	Total			3-Ptr			Rebounds			PF	TP	A	TO	Blk	Stl	Min
		FG-FGA	FG-FGA	FT-FTA	FG-FGA	FG-FGA	FT-FTA	Off	Def	Tot							
01	Blair Schaefer	f	6-13	4-9	4-4	1	0	1	3	20	1	0	0	0	36		
02	Morgan William	g	0-6	0-1	2-2	0	1	1	2	2	2	1	3	32			
11	Roshunda Johnson	g	1-4	0-1	1-2	1	1	2	1	3	1	0	0	0	18		
15	Teaira McCowan	c	5-11	0-0	7-15	7	10	17	3	17	1	2	0	1	38		
35	Victoria Vivians	g	6-18	0-2	3-4	0	4	4	3	15	0	1	0	1	32		
10	Jazzmun Holmes	g	0-1	0-0	0-0	0	0	0	1	0	0	0	0	0	8		
24	Jordan Danberry	g	0-2	0-0	0-0	0	0	0	0	0	0	0	0	0	2		
25	Zion Campbell	g	0-0	0-0	0-0	0	0	0	1	0	0	0	0	0	2		
55	Chloe Bibby	g	0-4	0-1	0-0	1	4	5	0	0	0	1	0	1	28		
Team			33	3	6												
Totals			18-59	4-14	17-27	13	23	36	13	57	5	6	1	8	200		
1st - FG %:		5-19	26.3%	2nd: 4-13	30.8%	3rd: 6-15	40.0%	4th: 3-12	25.0%	Game: 18-59	30.5%	Deadball					
3FG %:		2-8	25.0%	0-3	0.0%	0-1	0.0%	0-1	0.0%	4-14	28.6%	Rebounds					
FT %:		2-5	40.0%	3-6	50.0%	4-6	66.7%	8-10	80.0%	17-27	63.0%						

No. 15 Mizzou 53 • 17-5 (5-4)

##	Player	Total			3-Ptr			Rebounds			PF	TP	A	TO	Blk	Stl	Min
		FG-FGA	FG-FGA	FT-FTA	FG-FGA	FG-FGA	FT-FTA	Off	Def	Tot							
03	CUNNINGHAM, Sophie	*	8-14	3-6	1-1	0	3	3	4	20	1	4	1	0	33		
05	ALDRIDGE, Lauren	*	3-8	3-7	0-0	0	1	1	1	9	4	1	1	0	36		
21	PORTER, Cierra	*	2-7	0-0	0-0	1	5	6	5	4	0	0	1	0	25		
22	FREERICKS, Jordan	*	2-4	0-0	2-2	2	7	9	3	6	1	3	1	0	32		
23	SMITH, Amber	*	4-9	0-3	2-2	1	8	9	2	10	4	2	0	0	33		
02	ROUNDTREE, Jordan	*	1-1	1-1	0-0	0	3	3	2	3	1	2	0	1	16		
13	SCHUCHTS, Hannah	*	0-1	0-1	0-0	0	1	1	0	0	0	0	0	0	0+		
20	MICHAEL, Kayla	*	0-2	0-1	0-0	1	4	5	2	0	2	0	1	0	14		
24	CHAVIS, Jordan	*	0-3	0-1	0-0	0	0	0	3	0	1	0	1	0	10		
34	TAHANE, Emmanuelle	*	0-0	0-0	1-2	0	0	0	0	1	0	0	0	0	1		
Team			1	1	2												
Totals			20-49	7-20	6-7	6	33	39	22	53	14	12	6	1	200		
1st - FG %:		6-12	50.0%	2nd: 7-15	46.7%	3rd: 2-11	18.2%	4th: 5-11	45.5%	Game: 20-49	40.8%	Deadball					
3FG %:		1-3	33.3%	3-8	37.5%	0-5	0.0%	3-4	75.0%	7-20	35.0%	Rebounds					
FT %:		3-3	100.0%	1-2	50.0%	2-2	100.0%	0-0	0.0%	6-7	85.7%						

Officials: Beverly Roberts, Gina Cross, Kevin Pethell
 Technical fouls: Mississippi State-None. No. 15 Mizzou-TEAM.
 Attendance: 5095

Score by periods	1st	2nd	3rd	4th	Total
Mississippi State	14	11	18	14	57
No. 15 Mizzou	16	18	6	13	53

Last FG - MS 4th-00:04, MU-W 4th-00:12.
 Largest lead - MS by 8 4th-01:45, MU-W by 11 2nd-01:27.
 MS led for 10:30. MU-W led for 21:15. Game was tied for 08:15.

GAME 22 — OLE MISS

Jan. 28, 2018 • Oxford, Miss.

	1st	2nd	3rd	4th	Final
2/2 MISSISSIPPI ST.	19	20	13	17	69
OLE MISS	4	14	16	15	49

Mississippi State 69 • 22-0, 8-0 SEC

##	Player	Total			3-Ptr			Rebounds			PF	TP	A	TO	Blk	Stl	Min
		FG-FGA	FG-FGA	FT-FTA	FG-FGA	FG-FGA	FT-FTA	Off	Def	Tot							
01	Blair Schaefer	*	3-8	3-7	0-0	0	1	1	0	9	2	1	0	2	39		
02	Morgan William	*	0-2	0-0	8-10	0	1	1	2	8	5	1	0	3	24		
11	Roshunda Johnson	*	1-5	0-3	3-4	1	0	1	4	5	1	4	0	1	34		
15	Teaira McCowan	*	3-9	0-0	0-0	4	6	10	4	6	0	0	1	0	17		
35	Victoria Vivians	*	10-18	1-3	4-6	1	2	3	3	25	0	1	0	1	25		
10	Jazzmun Holmes	*	1-3	0-0	5-8	1	1	2	3	7	2	1	0	0	16		
21	Jonika Garvin	*	0-0	0-0	0-0	0	0	0	1	0	0	0	0	0	2		
24	Jordan Danberry	*	1-2	0-0	1-2	0	1	1	2	3	1	0	0	1	7		
25	Zion Campbell	*	1-2	0-0	2-2	0	4	4	5	4	0	1	1	1	23		
55																	

GAME 25 — FLORIDA

Feb. 8, 2018 • Gainesville, Fla.

	1st	2nd	3rd	4th	Final
2/2 MISSISSIPPI ST.	25	17	30	26	98
FLORIDA	13	16	7	14	50

#2 Mississippi St. 98 • 25-0, 11-0 SEC

#	Player	Total			3-Ptr			Rebounds			PF	TP	A	TO	Blk	Stl	Min
		FG	FGA	FT	FTA	Off	Def	Tot	FG	FGA							
15	McCowan, Teaira	c	4-7	0-0	2-2	5	6	11	2	10	0	3	2	1	28		
01	Schaefer, Blair	g	2-5	2-5	0-0	0	1	1	0	6	3	0	0	0	28		
02	William, Morgan	g	6-7	3-3	0-0	0	1	1	2	15	3	1	0	1	22		
11	Johnson, Roshunda	g	9-13	4-7	0-0	1	5	6	0	22	1	0	0	1	27		
35	Vivians, Victoria	g	6-12	1-2	4-4	1	3	4	0	17	3	0	0	4	28		
10	Holmes, Jazzmun	g	3-6	0-0	0-0	0	1	1	1	6	1	0	0	1	17		
20	Tate, Nyah	g	1-3	0-1	0-0	0	0	0	0	2	0	0	0	0	1		
21	Garvin, Jonika	g	2-5	0-1	0-0	0	0	0	0	4	0	1	0	0	7		
23	Scott, Bre'Amber	g	1-1	0-0	1-1	3	0	3	0	3	0	0	0	1	3		
24	Danberry, Jordan	g	5-10	0-0	1-3	3	1	4	1	11	3	1	0	3	15		
25	Campbell, Zion	g	1-2	0-0	0-0	1	2	3	0	2	1	0	0	0	12		
55	Bibby, Chloe	g	0-1	0-1	0-0	0	1	1	0	0	0	0	1	1	12		
Team						1	2	3									
Totals			40-72	10-20	8-10	15	23	38	6	98	14	7	3	13	200		

1st - FG %:	10-17	58.8%	2nd - 6-18	33.3%	3rd - 12-17	70.6%	4th - 12-20	60.0%	Game:	40-72	55.6%	Deadball
3FG %:	5-8	62.5%	1-4	25.0%	4-5	80.0%	0-3	0.0%	10-20	50.0%	Rebounds	1
FT %:	0-0	0.0%	4-4	100.0%	2-2	100.0%	2-4	50.0%	8-10	80.0%		

Florida 50 • 10-14, 2-9 SEC

#	Player	Total			3-Ptr			Rebounds			PF	TP	A	TO	Blk	Stl	Min
		FG	FGA	FT	FTA	Off	Def	Tot	FG	FGA							
12	Hersler, Paulina	f	2-8	0-3	0-0	1	2	3	1	4	0	1	1	0	31		
44	Lorenzen, Haley	f	5-9	1-4	1-1	0	5	5	1	12	0	1	0	1	27		
00	Washington, Delicia	g	5-12	2-5	0-0	0	7	7	3	12	4	7	0	0	27		
03	Nakkasoglu, Funda	g	6-12	3-5	2-2	0	0	0	3	17	2	6	0	0	33		
11	Anderson, Dyandria	g	1-6	1-4	0-0	2	1	3	2	3	3	2	0	1	31		
01	Johnson, Tamera	g	1-2	0-0	0-0	0	1	1	4	2	2	5	0	0	26		
23	Thomas, Jalaysha	g	0-0	0-0	0-0	0	1	1	0	0	1	0	0	0	9		
24	Hayes, Mikayla	g	0-1	0-0	0-0	1	1	2	0	0	0	0	0	0	13		
55	Brower, Stephanie	g	0-0	0-0	0-0	0	0	0	0	0	0	0	0	0	3		
Team						3	0	3									
Totals			20-50	7-21	3-3	7	18	25	14	50	12	23	1	2	200		

1st - FG %:	5-12	41.7%	2nd - 6-12	50.0%	3rd - 3-12	25.0%	4th - 6-14	42.9%	Game:	20-50	40.0%	Deadball
3FG %:	3-5	60.0%	1-4	25.0%	1-3	33.3%	2-7	28.6%	7-21	33.3%	Rebounds	0
FT %:	0-0	0.0%	3-3	100.0%	0-0	0.0%	0-0	0.0%	3-3	100.0%		

Officials: Lisa Mattingly, Metta Roberts, Mark Resch
 Technical fouls: #2 Mississippi St.-None. Florida-None.
 Attendance: 1503

Score by periods	1st	2nd	3rd	4th	Total
#2 Mississippi St.	25	17	30	26	98
Florida	13	16	7	14	50

Last FG - MS 4th-00:20, UF 4th-00:55.
 Largest lead - MS by 50 4th-02:31, UF None.
 MS led for 38:45, UF led for 00:00. Game was tied for 01:13.

Points scored - 0 times.
 Lead changed - 0 times.

GAME 26 — KENTUCKY

Feb. 1, 2018 • Starkville, Miss.

	1st	2nd	3rd	4th	Final
KENTUCKY	8	14	21	12	55
2/2 MISSISSIPPI ST.	22	18	16	18	74

Kentucky 55 • 12-14 (4-8 SEC)

#	Player	Total			3-Ptr			Rebounds			PF	TP	A	TO	Blk	Stl	Min
		FG	FGA	FT	FTA	Off	Def	Tot	FG	FGA							
03	KeKe McKinney	f	1-3	1-3	0-0	1	4	5	3	3	1	3	0	0	29		
45	Alyssa Rice	c	0-0	0-0	0-2	0	2	2	0	0	0	0	0	0	10		
04	Maci Morris	g	7-15	2-5	5-5	1	3	4	5	21	2	4	0	0	31		
22	Makenzie Cann	g	1-2	1-2	0-0	0	1	1	1	3	0	1	0	0	22		
24	Taylor Murray	g	2-9	1-2	2-2	1	2	3	5	7	2	5	1	2	29		
12	Amanda Paschal	g	2-5	0-0	3-3	1	1	2	1	7	1	2	0	0	24		
14	Tatyana Wyatt	g	1-5	0-2	1-2	4	3	7	3	3	0	0	0	0	16		
20	Dorie Harrison	g	4-12	0-0	0-0	2	7	9	2	8	0	2	2	0	28		
32	Jaida Roper	g	1-1	1-1	0-0	1	1	2	2	3	2	1	0	0	11		
Team						3	1	4									
Totals			19-52	6-15	11-14	14	25	39	22	55	8	19	3	2	200		

1st - FG %:	2-7	28.6%	2nd - 6-17	35.3%	3rd - 7-16	43.8%	4th - 4-12	33.3%	Game:	19-52	36.5%	Deadball
3FG %:	0-1	0.0%	2-4	50.0%	4-7	57.1%	0-3	0.0%	6-15	40.0%	Rebounds	1
FT %:	4-6	66.7%	0-0	0.0%	3-3	100.0%	4-5	80.0%	11-14	78.6%		

Mississippi State 74 • 26-0 (12-0 SEC)

#	Player	Total			3-Ptr			Rebounds			PF	TP	A	TO	Blk	Stl	Min
		FG	FGA	FT	FTA	Off	Def	Tot	FG	FGA							
15	Teaira McCowan	c	7-11	0-0	7-10	10	6	16	3	21	0	3	3	2	34		
01	Blair Schaefer	g	2-7	2-7	0-0	0	2	2	1	6	2	0	0	1	40		
02	Morgan William	g	2-4	1-1	1-2	0	2	2	4	6	8	0	1	1	27		
11	Roshunda Johnson	g	6-12	5-8	0-0	0	0	0	2	17	2	1	0	1	33		
35	Victoria Vivians	g	8-21	1-5	6-6	2	5	7	1	23	2	2	0	2	40		
10	Jazzmun Holmes	g	0-2	0-0	1-2	0	2	2	1	2	1	2	1	1	13		
24	Jordan Danberry	g	0-2	0-0	0-0	0	1	1	3	0	1	0	1	0	7		
25	Zion Campbell	g	0-2	0-0	0-0	0	1	1	1	0	1	0	0	0	6		
Team						0	2	2									
Totals			25-61	9-21	15-20	12	21	32	16	74	18	7	6	8	200		

1st - FG %:	6-16	37.5%	2nd - 5-15	33.3%	3rd - 7-15	46.7%	4th - 7-15	46.7%	Game:	25-61	41.0%	Deadball
3FG %:	3-10	30.0%	5-7	71.4%	0-2	0.0%	1-2	50.0%	9-21	42.9%	Rebounds	3
FT %:	7-10	70.0%	3-4	75.0%	2-3	66.7%	3-3	100.0%	15-20	75.0%		

Officials: Sue Blauch, Brian Garland, Gina Cross
 Technical fouls: Kentucky-None. Mississippi State-None.
 Attendance: 9520

Score by periods	1st	2nd	3rd	4th	Total
Kentucky	8	14	21	12	55
Mississippi State	22	18	16	18	74

Points	In	Off	2nd	Fast	Bench
Kentucky	16	5	13	4	21
MS	30	23	15	2	1

Last FG - UK 4th-01:25, MS 4th-00:15.
 Largest lead - UK None, MS by 19 4th-01:41.
 UK led for 00:00, MS led for 38:44. Game was tied for 01:02.

GAME 27 — VANDERBILT

Feb. 15, 2018 • Nashville, Tenn.

	1st	2nd	3rd	4th	Final
2/2 MISSISSIPPI ST.	26	24	26	19	95
VANDERBILT	11	15	12	12	50

Mississippi State 95 • 27-0, 13-0 SEC

#	Player	Total			3-Ptr			Rebounds			PF	TP	A	TO	Blk	Stl	Min
		FG	FGA	FT	FTA	Off	Def	Tot	FG	FGA							
15	Teaira McCowan	c	8-12	0-0	3-4	7	4	11	0	19	0	1	0	0	24		
01	Blair Schaefer	g	4-7	4-7	0-0	0	1	1	0	12	0	0	0	0	25		
02	Morgan William	g	1-5	0-1	2-2	3	0	3	1	4	9	1	0	0	25		
11	Roshunda Johnson	g	4-8	3-7	2-2	2	3	5	0	13	3	1	0	5	28		
35	Victoria Vivians	g	8-16	2-6	1-1	1	3	4	1	19	2	3	0	1	31		
10	Jazzmun Holmes	g	3-4	0-0	0-0	0	1	1	2	6	1	1	0	5	14		
20	Nyah Tate	g	0-0	0-0	0-0	0	0	0	1	0	0	0	0	1	2		
23	Bre'Amber Scott	g	1-2	0-1	0-0	1	0	1	1	2	0</						

GAME 29 — AUBURN

Feb. 22, 2018 • Starkville, Miss.

	1st	2nd	3rd	4th	Final
AUBURN	15	14	15	17	61
2/2 MISSISSIPPI ST.	28	14	20	20	82

Auburn 61 • 13-14 (4-11 SEC)

##	Player	Total			3-Ptr			Rebounds			PF	TP	A	TO	Blk	Stl	Min
		FG-FGA	FG-FGA	FT-FTA	FG-FGA	FG-FGA	FT-FTA	Off	Def	Tot							
04	Abigail Jackson	f	0-1	0-0	2-2	0	0	0	3	2	0	0	0	0	0	10	
15	Jasmine Jones	f	2-5	0-0	0-1	0	3	3	0	4	0	1	0	2	31		
20	Unique Thompson	f	6-9	0-0	0-0	6	4	10	2	12	0	0	0	1	33		
00	Daisa Alexander	g	6-17	2-2	0-0	1	2	3	2	14	0	3	0	0	30		
33	Janiah McKay	g	11-21	0-0	3-6	0	5	5	2	25	4	6	0	0	30		
03	Erica Sanders	g	0-0	0-0	0-0	0	0	0	3	0	0	1	0	0	9		
05	Emari Jones	g	0-2	0-2	0-0	0	2	2	1	0	0	1	0	0	14		
14	Tiffany Lewis	g	2-5	0-3	0-0	0	0	0	1	4	0	2	0	1	21		
23	Jessica Jones	g	0-0	0-0	0-2	1	0	1	4	0	0	0	2	2	22		
Team						2	3	5				1					
Totals			27-60	2-7	5-11	10	19	29	18	61	4	15	2	6	200		

1st - FG %: 7-16 43.8% 2nd: 6-14 42.9% 3rd: 6-13 46.2% 4th: 8-17 47.1% Game: 27-60 45.0% Deadball Rebounds 2
 3FG %: 1-3 33.3% 0-1 0.0% 0-0 0.0% 1-3 33.3% 2-7 28.6%
 FT %: 0-0 0.0% 2-3 66.7% 3-6 50.0% 0-2 0.0% 5-11 45.5%

Mississippi State 82 • 29-0 (15-0 SEC)

##	Player	Total			3-Ptr			Rebounds			PF	TP	A	TO	Blk	Stl	Min
		FG-FGA	FG-FGA	FT-FTA	FG-FGA	FG-FGA	FT-FTA	Off	Def	Tot							
15	Teaira McCowan	c	5-11	0-0	6-7	6	12	18	2	16	0	1	1	0	35		
01	Blair Schaefer	g	2-7	2-7	0-0	2	1	3	0	6	2	1	0	1	34		
02	Morgan William	g	3-7	1-2	6-6	1	0	1	1	13	4	2	0	0	19		
11	Roshunda Johnson	g	5-9	4-7	2-2	1	4	5	0	16	2	2	2	3	31		
35	Victoria Vivians	g	6-14	1-5	3-4	0	7	7	1	16	1	3	0	1	31		
10	Jazzmun Holmes	g	3-3	0-0	2-2	0	0	0	1	8	6	1	0	2	21		
23	Bre'Amber Scott	g	0-0	0-0	0-0	0	0	0	2	0	0	1	0	0	3		
24	Jordan Danberry	g	1-2	0-0	0-0	0	0	0	1	2	0	0	0	0	8		
25	Zion Campbell	g	0-0	0-0	0-0	0	0	0	0	0	0	1	0	0	5		
55	Chloe Bibby	g	1-2	1-1	2-2	1	2	3	0	5	2	4	0	1	13		
Team						0	1	1									
Totals			26-55	9-22	21-23	11	27	38	8	82	17	16	3	8	200		

1st - FG %: 8-14 57.1% 2nd: 6-20 30.0% 3rd: 5-8 62.5% 4th: 7-13 53.8% Game: 26-55 47.3% Deadball Rebounds 1
 3FG %: 5-9 55.6% 0-4 0.0% 1-3 33.3% 3-6 50.0% 9-22 40.9%
 FT %: 7-7 100.0% 2-2 100.0% 9-11 81.8% 3-3 100.0% 21-23 91.3%

Officials: Sue Blauch, Brian Hall, Kevin Pethtel
 Technical fouls: Auburn-None, Mississippi State-None.
 Attendance: 9474

Score by periods	1st	2nd	3rd	4th	Total
Auburn	15	14	15	17	61
Mississippi State	28	14	20	20	82

	In Point	Off T/O	2nd Chance	Fast Break	Bench
AU	34	17	11	10	4
MS	30	12	14	9	15

Last FG - AU 4th-00:21, MS 4th-01:52.
 Largest lead - AU None, MS by 27 4th-08:33.
 AU led for 00:00. MS led for 39:22. Game was tied for 00:38.

Score tied - 0 times.
 Lead changed - 0 times.



MISSISSIPPI STATE BASKETBALL
Mississippi State Combined Team Statistics (as of Feb 22, 2018)
All games

RECORD:	OVERALL	HOME	AWAY	NEUTRAL
ALL GAMES	29-0	16-0	8-0	5-0
CONFERENCE	15-0	8-0	7-0	0-0
NON-CONFERENCE	14-0	8-0	1-0	5-0

#	Player	gp-gs	min	avg	Total		3-Point		F-Throw		Rebounds				pf	dq	a	to	blk	stl	pts	avg
					fg-fga	fg%	3fg-fga	3fg%	ft-fga	ft%	off	def	tot	avg								
35	Victoria Vivians	29-29	880	30.3	217-435	.499	52-130	.400	86-103	.835	41	130	171	5.9	58	0	53	44	9	45	572	19.7
15	Teaira McCowan	29-29	841	29.0	220-358	.615	0-0	.000	101-165	.612	175	210	385	13.3	72	1	10	58	54	21	541	18.7
11	Roshunda Johnson	29-29	840	29.0	125-287	.436	59-139	.424	32-38	.842	34	58	92	3.2	48	0	69	35	5	63	341	11.8
01	Blair Schaefer	29-29	914	31.5	89-222	.401	77-186	.414	27-31	.871	17	35	52	1.8	49	0	58	27	2	16	282	9.7
02	Morgan William	29-29	704	24.3	65-165	.394	11-37	.297	76-90	.844	13	34	47	1.6	44	0	137	33	4	26	217	7.5
55	Chloe Bibby	27-0	422	15.6	43-114	.377	12-36	.333	26-30	.867	23	44	67	2.5	28	1	13	27	4	12	124	4.6
10	Jazzmun Holmes	29-0	454	15.7	42-88	.477	1-3	.333	47-61	.770	11	32	43	1.5	36	0	80	30	8	37	132	4.6
24	Jordan Danberry	21-0	197	9.4	25-68	.368	1-2	.500	8-16	.500	12	15	27	1.3	24	0	25	14	4	17	59	2.8
25	Zion Campbell	28-0	305	10.9	29-46	.630	0-0	.000	11-18	.611	22	59	81	2.9	32	1	7	16	14	9	69	2.5
23	Bre'Amber Scott	20-0	119	6.0	11-33	.333	0-10	.000	17-25	.680	9	10	19	1.0	14	0	7	15	1	11	39	2.0
20	Nyah Tate	14-0	52	3.7	9-22	.409	3-8	.375	2-4	.500	1	4	5	0.4	1	0	0	5	0	1	23	1.6
21	Jonika Garvin	13-0	57	4.4	7-23	.304	0-3	.000	3-9	.333	5	12	17	1.3	10	0	1	6	1	1	17	1.3
Team											49	57	106				7					
Total.....		29	5800		884-1866	.474	216-554	.390	436-590	.739	413	704	1117	38.5	417	3	460	319	108	262	2420	83.4
Opponents.....		29	5800		611-1572	.389	112-382	.293	267-372	.718	302	642	944	32.6	591	-	254	582	83	134	1601	55.2

TEAM STATISTICS	MS	OPP	Date	Opponent	Score	Att.
SCORING	2420	1601	11/10/17	VIRGINIA	w 68-53	6811
Points per game	83.4	55.2	11/16/17	GEORGIA STATE	w 106-50	4584
Scoring margin	+28.2	-	11/19/17	SOUTHERN MISS	w 91-56	5321
FIELD GOALS-ATT	884-1866	611-1572	^ 11/23/17	vs 24/RV Arizona State	w 65-57	982
Field goal pct	.474	.389	^ 11/24/17	vs Columbia	w 90-54	982
3 POINT FG-ATT	216-554	112-382	11/25/17	vs Green Bay	w 67-46	982
3-point FG pct	.390	.293	% 11/29/17	vs Louisiana	w 94-37	3578
3-pt FG made per game	7.4	3.9	# 12/03/17	OKLAHOMA ST.	w 79-76	5138
FREE THROWS-ATT	436-590	267-372	12/10/17	LITTLE ROCK	w 86-48	5010
Free throw pct	.739	.718	12/13/17	9/9 OREGON	w 90-79	5445
F-Throws made per game	15.0	9.2	12/17/17	MAINE	w 83-43	4953
REBOUNDS	1117	944	\$ 12/20/17	at UNLV	w 103-63	847
Rebounds per game	38.5	32.6	\$ 12/21/17	vs RV/22 Syracuse	w 76-65	652
Rebounding margin	+6.0	-	12/28/17	MISS. VALLEY ST.	w 112-36	8535
ASSISTS	460	254	* 12/31/17	at Georgia	w 86-62	2934
Assists per game	15.9	8.8	* 01/04/18	ARKANSAS	w 111-69	5398
TURNOVERS	319	582	* 01/07/18	at LSU	w 83-70	2525
Turnovers per game	11.0	20.1	* 01/11/18	OLE MISS	w 76-45	7161
Turnover margin	+9.1	-	* 01/14/18	ALABAMA	w 75-61	9010
Assist/turnover ratio	1.4	0.4	* 01/21/18	at 6/7 Tennessee	w 71-52	13436
STEALS	262	134	* 01/25/18	FLORIDA	w 90-53	6727
Steals per game	9.0	4.6	* 01-28-18	at Ole Miss	w 69-49	5158
BLOCKS	108	83	* 02/01/18	at 15/15 Mizzou	w 57-53	5095
Blocks per game	3.7	2.9	* 02/05/18	7/6 SOUTH CAROLINA	w 67-53	10794
ATTENDANCE	113814	41550	* 02/08/18	at Florida	w 98-50	1503
Home games-Avg/Game	16-7113	8-4297	* 02/11/18	KENTUCKY	w 74-55	9520
Neutral site-Avg/Game	-	5-1435	* 02/15/18	at Vanderbilt	w 95-50	2876
			* 02/18/18	17/18 TEXAS A&M	w 76-55	9933
			* 02/22/18	AUBURN	w 82-61	9474

Score by Periods	1st	2nd	3rd	4th	Totals
Mississippi State	655	567	645	553	2420
Opponents	394	393	411	403	1601

^ = Cancun Challenge (Cancun, Mexico)
 % = Jackson, Miss. (Mississippi Coliseum)
 # = Big 12/SEC Challenge
 \$ = Duel in the Desert (Las Vegas, Nev.)
 * = Conference game



MISSISSIPPI STATE BASKETBALL
Mississippi State Combined Team Statistics (as of Feb 22, 2018)
Conference games only

RECORD:	OVERALL	HOME	AWAY	NEUTRAL
ALL GAMES	15-0	8-0	7-0	0-0
CONFERENCE	15-0	8-0	7-0	0-0
NON-CONFERENCE	0-0	0-0	0-0	0-0

#	Player	gp-gs	min	Total		3-Point		F-Throw		Rebounds					pf	dq	a	to	blk	stl	pts	avg
				fg-fga	fg%	3fg-fga	3fg%	ft-fa	ft%	off	def	tot	avg									
35	Victoria Vivians	15-15	463	30.9	117-253	.462	23-60	.383	38-45	.844	17	73	90	6.0	32	0	22	19	3	20	295	19.7
15	Teaira McCowan	15-15	480	32.0	101-177	.571	0-0	.000	61-94	.649	92	118	210	14.0	36	0	4	31	23	9	263	17.5
11	Roshunda Johnson	15-15	449	29.9	66-140	.471	31-68	.456	15-20	.750	14	36	50	3.3	26	0	35	17	3	30	178	11.9
01	Blair Schaefer	15-15	509	33.9	50-116	.431	44-101	.436	16-19	.842	5	19	24	1.6	20	0	27	10	1	10	160	10.7
02	Morgan William	15-15	380	25.3	35-91	.385	9-24	.375	41-48	.854	7	16	23	1.5	23	0	74	20	3	15	120	8.0
55	Chloe Bibby	14-0	210	15.0	18-48	.375	6-17	.353	13-15	.867	13	21	34	2.4	14	1	7	17	2	6	55	3.9
10	Jazzmun Holmes	15-0	212	14.1	16-36	.444	0-1	.000	22-28	.786	4	15	19	1.3	18	0	33	14	2	17	54	3.6
24	Jordan Danberry	15-0	130	8.7	19-44	.432	0-0	.000	3-8	.375	7	8	15	1.0	14	0	12	8	3	13	41	2.7
21	Jonika Garvin	2-0	9	4.5	2-5	.400	0-1	.000	0-0	.000	0	0	0	0.0	1	0	0	1	0	0	4	2.0
23	Bre'Amber Scott	8-0	28	3.5	5-7	.714	0-2	.000	3-3	1.000	4	2	6	0.8	4	0	3	4	0	4	13	1.6
25	Zion Campbell	15-0	119	7.9	8-14	.571	0-0	.000	4-6	.667	4	17	21	1.4	13	1	2	4	7	4	20	1.3
20	Nyah Tate	6-0	11	1.8	3-6	.500	1-3	.333	0-0	.000	0	0	0	0.0	1	0	0	0	0	1	7	1.2
Team											27	32	59				3					
Total.....		15	3000		440-937	.470	114-277	.412	216-286	.755	194	357	551	36.7	202	2	219	148	47	129	1210	80.7
Opponents.....		15	3000		329-810	.406	59-200	.295	121-183	.661	153	338	491	32.7	291	-	133	276	51	60	838	55.9

TEAM STATISTICS	MS	OPP	Date	Opponent	Score	Att.
SCORING	1210	838	* 12/31/17	at Georgia	w 86-62	2934
Points per game	80.7	55.9	* 01/04/18	ARKANSAS	w 111-69	5398
Scoring margin	+24.8	-	* 01/07/18	at LSU	w 83-70	2525
FIELD GOALS-ATT	440-937	329-810	* 01/11/18	OLE MISS	w 76-45	7161
Field goal pct	.470	.406	* 01/14/18	ALABAMA	w 75-61	9010
3 POINT FG-ATT	114-277	59-200	* 01/21/18	at 6/7 Tennessee	w 71-52	13436
3-point FG pct	.412	.295	* 01/25/18	FLORIDA	w 90-53	6727
3-pt FG made per game	7.6	3.9	* 01-28-18	at Ole Miss	w 69-49	5158
FREE THROWS-ATT	216-286	121-183	* 02/01/18	at 15/15 Mizzou	w 57-53	5095
Free throw pct	.755	.661	* 02/05/18	7/6 SOUTH CAROLINA	w 67-53	10794
F-Throws made per game	14.4	8.1	* 02/08/18	at Florida	w 98-50	1503
REBOUNDS	551	491	* 02/11/18	KENTUCKY	w 74-55	9520
Rebounds per game	36.7	32.7	* 02/15/18	at Vanderbilt	w 95-50	2876
Rebounding margin	+4.0	-	* 02/18/18	17/18 TEXAS A&M	w 76-55	9933
ASSISTS	219	133	* 02/22/18	AUBURN	w 82-61	9474
Assists per game	14.6	8.9				
TURNOVERS	148	276				
Turnovers per game	9.9	18.4				
Turnover margin	+8.5	-				
Assist/turnover ratio	1.5	0.5				
STEALS	129	60				
Steals per game	8.6	4.0				
BLOCKS	47	51				
Blocks per game	3.1	3.4				
ATTENDANCE	68017	33527				
Home games-Avg/Game	8-8502	7-4790				
Neutral site-Avg/Game	-	0-0				

^ = Cancun Challenge (Cancun, Mexico)
 % = Jackson, Miss. (Mississippi Coliseum)
 # = Big 12/SEC Challenge
 \$ = Duel in the Desert (Las Vegas, Nev.)
 * = Conference game

Score by Periods	1st	2nd	3rd	4th	Totals
Mississippi State	308	277	321	304	1210
Opponents	208	204	221	205	838



HOME (16-0 Overall, 8-0 SEC)

#	Player	gp-gs	min	avg	Total			3-Point		F-Throw		Rebounds				pf	dq	a	to	blk	stl	pts	avg		
					fg-fga	fg%	3fg-fga	3fg%	ft-fa	ft%	off	def	tot	avg											
35	Victoria Vivians	16-16	491	30.7	126-242	.521	32-73	.438	43-50	.860	21	81	102	6.4	31	0	28	26	7	19	327	20.4			
15	Teaira McCowan	16-16	472	29.5	118-185	.638	0-0	.000	63-91	.692	85	115	200	12.5	39	0	7	32	36	13	299	18.7			
11	Roshunda Johnson	16-16	462	28.9	73-168	.435	33-78	.423	19-21	.905	15	29	44	2.8	22	0	43	16	3	35	198	12.4			
01	Blair Schaefer	16-16	499	31.2	42-106	.396	37-89	.416	16-20	.800	12	18	30	1.9	30	0	32	17	1	7	137	8.6			
02	Morgan William	16-16	386	24.1	46-98	.469	3-16	.188	41-49	.837	6	21	27	1.7	24	0	78	15	3	9	136	8.5			
55	Chloe Bibby	14-0	226	16.1	24-57	.421	8-20	.400	17-19	.895	16	24	40	2.9	17	1	10	15	2	9	73	5.2			
10	Jazzmun Holmes	16-0	244	15.3	22-45	.489	1-2	.500	25-33	.758	7	14	21	1.3	20	0	44	18	5	21	70	4.4			
25	Zion Campbell	15-0	155	10.3	22-32	.688	0-0	.000	2-4	.500	12	30	42	2.8	13	0	6	6	9	5	46	3.1			
24	Jordan Danberry	12-0	120	10.0	12-38	.316	1-2	.500	6-10	.600	6	12	18	1.5	14	0	17	8	3	7	31	2.6			
20	Nyah Tate	9-0	38	4.2	7-16	.438	2-5	.400	2-4	.500	1	2	3	0.3	0	0	0	4	0	0	18	2.0			
23	Bre'Amber Scott	11-0	62	5.6	5-17	.294	0-5	.000	9-15	.600	1	3	4	0.4	7	0	5	8	0	6	19	1.7			
21	Jonika Garvin	7-0	30	4.3	3-6	.500	0-0	.000	2-5	.400	3	8	11	1.6	4	0	1	3	1	1	8	1.1			
Team											23	30	53												5
Total.....		16	3200		502-1015	.495	117-290	.403	245-321	.763	209	391	600	37.5	222	1	271	175	72	135	1366	85.4			
Opponents.....		16	3200		338-865	.391	58-190	.305	159-217	.733	164	340	504	31.5	335	-	124	326	39	73	893	55.8			

AWAY (8-0 Overall, 7-0 SEC)

#	Player	gp-gs	min	avg	Total			3-Point		F-Throw		Rebounds				pf	dq	a	to	blk	stl	pts	avg		
					fg-fga	fg%	3fg-fga	3fg%	ft-fa	ft%	off	def	tot	avg											
15	Teaira McCowan	8-8	242	30.3	62-109	.569	0-0	.000	28-48	.583	58	57	115	14.4	18	0	2	17	8	4	152	19.0			
35	Victoria Vivians	8-8	226	28.3	58-125	.464	10-30	.333	20-24	.833	9	30	39	4.9	17	0	13	8	0	15	146	18.3			
11	Roshunda Johnson	8-8	232	29.0	35-67	.522	18-38	.474	9-13	.692	10	18	28	3.5	17	0	16	11	1	17	97	12.1			
01	Blair Schaefer	8-8	269	33.6	27-70	.386	25-61	.410	9-9	1.000	2	12	14	1.8	9	0	20	5	0	7	88	11.0			
02	Morgan William	8-8	207	25.9	13-43	.302	7-16	.438	25-29	.862	4	7	11	1.4	12	0	37	11	1	14	58	7.3			
55	Chloe Bibby	8-0	122	15.3	12-31	.387	3-10	.300	5-5	1.000	4	13	17	2.1	7	0	2	6	1	2	32	4.0			
10	Jazzmun Holmes	8-0	110	13.8	10-20	.500	0-0	.000	12-17	.706	3	8	11	1.4	9	0	13	6	0	11	32	4.0			
24	Jordan Danberry	8-0	72	9.0	13-29	.448	0-0	.000	2-6	.333	6	3	9	1.1	10	0	7	6	1	10	28	3.5			
23	Bre'Amber Scott	4-0	21	5.3	4-7	.571	0-2	.000	2-2	1.000	6	1	7	1.8	3	0	1	5	0	3	10	2.5			
21	Jonika Garvin	3-0	13	4.3	2-8	.250	0-1	.000	0-0	.000	0	0	0	0.0	1	0	0	1	0	0	4	1.3			
20	Nyah Tate	4-0	9	2.3	2-5	.400	1-3	.333	0-0	.000	0	2	2	0.5	1	0	0	1	0	1	5	1.3			
25	Zion Campbell	8-0	77	9.6	3-6	.500	0-0	.000	4-6	.667	2	13	15	1.9	9	1	0	3	3	3	10	1.3			
Team											16	15	31												1
Total.....		8	1600		241-520	.463	64-161	.398	116-159	.730	120	179	299	37.4	113	1	111	81	15	87	662	82.8			
Opponents.....		8	1600		178-421	.423	33-114	.289	60-91	.659	77	181	258	32.2	151	-	89	158	30	31	449	56.1			

VS. RANKED TEAMS (7-0 Overall, 3-0 SEC)

#	Player	gp-gs	min	avg	Total			3-Point		F-Throw		Rebounds				pf	dq	a	to	blk	stl	pts	avg		
					fg-fga	fg%	3fg-fga	3fg%	ft-fa	ft%	off	def	tot	avg											
35	Victoria Vivians	7-7	245	35.0	60-129	.465	16-37	.432	26-32	.813	8	40	48	6.9	18	0	6	8	2	10	162	23.1			
15	Teaira McCowan	7-7	229	32.7	44-76	.579	0-0	.000	25-43	.581	53	59	112	16.0	23	1	2	21	14	2	113	16.1			
01	Blair Schaefer	7-7	237	33.9	25-55	.455	19-43	.442	8-10	.800	3	11	14	2.0	14	0	9	5	1	3	77	11.0			
11	Roshunda Johnson	7-7	210	30.0	29-74	.392	8-22	.364	1-2	.500	3	8	11	1.6	12	0	12	3	0	10	67	9.6			
02	Morgan William	7-7	186	26.6	15-51	.294	0-8	.000	16-20	.800	2	9	11	1.6	12	0	26	10	1	5	46	6.6			
10	Jazzmun Holmes	7-0	93	13.3	6-19	.316	0-0	.000	10-12	.833	1	8	9	1.3	8	0	18	8	0	5	22	3.1			
25	Zion Campbell	7-0	51	7.3	2-4	.500	0-0	.000	4-6	.667	5	9	14	2.0	8	0	1	3	1	1	8	1.1			
55	Chloe Bibby	7-0	119	17.0	2-25	.080	1-8	.125	2-2	1.000	3	10	13	1.9	8	1	1	9	2	4	7	1.0			
24	Jordan Danberry	6-0	29	4.8	0-7	.000	0-1	.000	0-0	.000	1	1	2	0.3	0	0	2	1	0	3	0	0.0			
23	Bre'Amber Scott	2-0	1	0.5	0-0	.000	0-0	.000	0-0	.000	0	0	0	0.0	0	0	0	0	0	0	0	0.0			
Team											17	16	33												3
Total.....		7	1400		183-440	.416	44-119	.370	92-127	.724	96	171	267	38.1	103	2	77	71	21	43	502	71.7			
Opponents.....		7	1400		155-389	.398	27-100	.270	77-104	.740	77	174	251	35.9	135	-	63	106	25	25	414	59.1			



MISSISSIPPI STATE BASKETBALL
Mississippi State Team Game-by-Game Comparison (as of Feb 22, 2018)
All games

Opponent	1st	2nd	Score	Mar	Total FG	FG Pct	3-Pointers	3FG Pct	Free Throws	FT Pct	Rebounds	Assist	T/Over	Block	Steal	Fouls
VIRGINIA	33/23	35/30	68-53	+15	25-63/19-48	.397/.396	9-27/3-9	.333/.333	9-11/12-15	.818/.800	35/34	16/7	17/23	8/5	14/6	18/22
GEORGIA STATE	63/22	43/28	106-50	+56	40-61/15-47	.666/.319	7-18/3-8	.389/.375	19-32/17-20	.594/.850	38/21	24/8	16/28	4/0	12/6	21/25
SOUTHERN MISS	48/26	43/30	91-56	+35	33-73/23-49	.452/.489	13-29/5-14	.448/.357	12-19/5-6	.632/.833	44/28	26/12	10/26	3/4	9/7	7/23
24/RV Arizona State	28/29	37/28	65-57	+8	25-61/22-58	.410/.379	3-10/3-16	.300/.188	12-18/10-12	.667/.833	40/33	11/10	19/18	4/4	8/8	16/21
Columbia	37/29	53/25	90-54	+36	34-72/17-51	.472/.333	10-21/4-14	.476/.286	12-21/16-22	.571/.727	44/35	19/11	10/22	5/4	10/6	22/22
Green Bay	31/20	36/26	67-46	+21	22-57/19-56	.386/.339	10-23/5-15	.435/.333	13-19/3-4	.684/.750	33/40	11/9	9/17	4/3	9/8	13/19
Louisiana	56/23	38/14	94-37	+57	34-77/13-59	.442/.220	5-23/3-12	.217/.250	21-30/8-9	.700/.889	59/34	25/3	15/26	7/1	8/5	12/24
OKLAHOMA ST.	44/41	35/35	79-76	+3	25-58/29-65	.431/.446	3-12/4-11	.250/.364	26-34/14-18	.765/.778	35/39	5/8	11/16	5/1	7/5	21/27
LITTLE ROCK	43/28	43/20	86-48	+38	33-66/18-53	.500/.340	3-10/1-7	.300/.143	17-22/11-14	.773/.786	44/28	10/6	11/20	3/2	10/4	16/21
9/9 OREGON	45/33	45/46	90-79	+11	35-65/32-57	.538/.561	7-16/7-14	.438/.500	13-15/8-9	.867/.889	29/27	15/15	8/15	5/3	4/1	7/16
MAINE	45/18	38/25	83-43	+40	31-62/16-49	.500/.327	7-19/3-20	.368/.150	14-19/8-11	.737/.727	39/28	19/8	16/27	2/1	11/6	13/24
UNLV	61/34	42/29	103-63	+40	36-77/22-55	.468/.400	10-24/6-16	.417/.375	21-23/13-16	.913/.813	42/34	21/13	13/28	3/2	17/5	17/19
RV/22 Syracuse	44/29	32/36	76-65	+11	26-64/24-62	.406/.387	7-26/6-21	.269/.286	17-22/11-17	.773/.647	42/40	12/8	10/15	1/2	5/3	19/19
MISS. VALLEY ST.	59/20	53/16	112-36	+76	45-73/13-53	.616/.245	8-19/0-5	.421/.000	14-19/10-16	.737/.625	42/32	28/3	6/25	7/0	9/4	13/18
Georgia	37/27	49/35	86-62	+24	32-65/27-56	.492/.482	11-29/3-8	.379/.375	11-18/5-10	.611/.500	33/35	19/14	10/20	1/8	9/6	11/17
ARKANSAS	49/39	62/30	111-69	+42	44-76/28-62	.579/.452	10-20/6-18	.500/.333	13-14/7-12	.929/.583	40/29	25/12	4/16	2/3	7/3	15/17
LSU	44/35	39/35	83-70	+13	29-60/29-65	.483/.446	8-17/4-15	.471/.267	17-25/8-15	.680/.533	40/34	14/7	13/11	2/3	4/7	18/23
OLE MISS	34/22	42/23	76-45	+31	25-47/16-60	.532/.267	4-13/3-14	.308/.214	22-25/10-13	.880/.769	40/28	18/4	15/14	8/4	5/4	13/24
ALABAMA	44/29	31/32	75-61	+14	27-63/22-42	.429/.524	5-15/7-9	.333/.778	16-21/10-13	.762/.769	35/26	10/11	13/26	4/3	10/6	14/21
6/7 Tennessee	39/26	32/26	71-52	+19	28-67/19-53	.418/.358	7-18/0-8	.389/.000	8-10/14-19	.800/.737	44/33	11/8	10/13	2/3	10/4	16/13
FLORIDA	35/23	55/30	90-53	+37	37-68/23-58	.544/.397	7-14/4-18	.500/.222	9-12/3-5	.750/.600	32/37	18/10	7/23	4/1	13/5	8/13
Old Miss	39/18	30/31	69-49	+20	21-52/19-50	.404/.380	4-14/2-14	.286/.143	23-32/9-17	.719/.529	32/38	11/7	12/25	2/4	10/3	24/27
15/15 Mizou	25/34	32/19	57-53	+4	18-59/20-49	.305/.408	4-14/7-20	.286/.350	17-27/6-7	.630/.857	36/39	5/14	6/12	1/6	8/1	13/22
7/6 SOUTH CAROLINA	29/28	38/25	67-53	+14	22-60/20-53	.367/.377	6-14/3-9	.429/.333	17-23/10-17	.739/.588	40/36	10/5	8/17	5/7	5/4	17/23
Florida	42/29	56/21	98-50	+48	40-72/20-50	.556/.400	10-20/7-21	.500/.333	8-10/3-3	.800/1000	38/25	14/12	7/23	3/1	13/2	6/14
KENTUCKY	40/22	34/33	74-55	+19	25-61/19-52	.410/.365	9-21/6-15	.429/400	15-20/11-14	.750/.786	33/39	18/8	7/19	6/3	8/2	16/22
Vanderbilt	50/26	45/24	95-50	+45	37-68/22-43	.544/.512	10-25/4-12	.400/.333	11-14/2-4	.786/.500	34/20	16/14	10/26	1/3	16/3	8/16
17/18 TEXAS A&M	36/25	40/30	76-55	+21	29-64/18-57	.453/.316	10-21/1-12	.476/.083	8-12/18-23	.667/.783	36/43	13/3	10/16	3/0	3/4	15/21
AUBURN	42/29	40/32	82-61	+21	26-59/27-60	.473/.450	9-22/2-7	.409/.286	21-23/5-11	.913/.455	38/29	17/4	16/15	3/2	8/6	8/18

Note: Game totals are displayed in the format TEAM/OPPONENT for each category



MISSISSIPPI STATE BASKETBALL
Mississippi State Points-Rebounds-Assists (as of Feb 22, 2018)
All games






Opponent	Date	Score	01		02		10		11		15		20		21	
			SCHAEFER,B	WILLIAM,MO	HOLMES,JAZ	JOHNSON,RO	MCCOWAN,TE	TATE,NYAH	GARVIN,JON							
VIRGINIA	11/10/17	68-53	w	0-1-2	2-6-8	2-0-1	18-0-2	7-10-1	0-0-0	0-0-0						
GEORGIA STATE	11/16/17	106-50	w	14-2-2	12-2-7	8-3-5	9-1-4	19-5-0	4-0-0	1-3-1						
SOUTHERN MISS	11/19/17	91-56	w	10-7-4	0-2-9	8-3-7	29-4-3	17-10-0	0-0-0	0-1-0						
vs 24/RV Arizona State	11/23/17	65-57	w	2-1-2	7-2-4	3-1-3	16-1-2	15-14-0	DNP	DNP						
vs Columbia	11/24/17	90-54	w	14-1-1	2-4-4	4-4-8	7-4-0	21-10-1	0-0-0	4-1-0						
vs Green Bay	11/25/17	67-46	w	13-1-1	10-2-5	4-3-0	14-6-2	9-13-0	DNP	0-0-0						
vs Louisiana	11/29/17	94-37	w	13-1-1	2-0-6	10-2-8	2-7-5	31-20-0	DNP	1-5-0						
OKLAHOMA ST.	12/03/17	79-76	w	5-1-0	15-1-0	4-1-1	18-5-0	7-11-1	DNP	0-0-0						
LITTLE ROCK	12/10/17	86-48	w	10-1-1	16-1-4	5-0-1	4-2-1	13-11-1	4-0-0	0-0-0						
9/9 OREGON	12/13/17	90-79	w	3-2-1	13-1-4	2-1-1	7-0-5	35-19-1	DNP	DNP						
MAINE	12/17/17	83-43	w	6-1-3	6-1-2	9-1-3	6-6-4	18-11-0	3-2-0	3-3-0						
at UNLV	12/20/17	103-63	w	11-2-7	7-0-3	5-3-4	12-2-0	31-15-0	0-2-0	0-0-0						
vs RV/22 Syracuse	12/21/17	76-65	w	15-4-1	2-1-3	9-1-4	7-2-1	14-13-0	DNP	DNP						
MISS. VALLEY ST.	12/28/17	112-36	w	6-3-5	3-1-4	5-1-1	14-2-5	41-13-1	5-1-0	4-4-0						
at Georgia	12/31/17	86-62	w	9-1-4	4-1-6	0-1-2	16-3-4	26-13-0	3-0-0	DNP						
ARKANSAS	01/04/18	111-69	w	14-1-0	18-1-3	4-2-3	13-3-10	18-8-1	2-0-0	DNP						
at LSU	01/07/18	83-70	w	9-3-1	13-2-4	6-1-1	10-6-5	31-20-1	DNP	DNP						
OLE MISS	01/11/18	76-45	w	14-4-6	4-0-6	4-1-3	6-4-1	25-13-0	0-0-0	DNP						
ALABAMA	01/14/18	75-61	w	3-0-0	7-3-4	2-0-1	14-2-1	19-16-0	DNP	DNP						
at 6/7 Tennessee	01/21/18	71-52	w	12-4-2	5-2-5	2-2-2	16-3-1	12-18-0	DNP	DNP						
FLORIDA	01/25/18	90-53	w	15-0-2	4-1-7	2-2-1	9-7-1	23-8-1	0-0-0	DNP						
at Ole Miss	01-28-18	69-49	w	9-1-2	8-1-5	7-2-2	5-1-1	6-10-0	DNP	0-0-0						
at 15/15 Mizzou	02/01/18	57-53	w	20-1-1	2-1-2	0-0-0	3-2-1	17-17-1	DNP	DNP						
7/6 SOUTH CAROLINA	02/05/18	67-53	w	14-0-1	5-0-1	6-4-8	2-0-0	9-20-0	DNP	DNP						
at Florida	02/08/18	98-50	w	6-1-3	15-1-3	6-1-1	22-6-1	10-11-0	2-0-0	4-0-0						
KENTUCKY	02/11/18	74-55	w	6-2-2	6-2-8	1-2-2	17-0-2	21-16-0	DNP	DNP						
at Vanderbilt	02/15/18	95-50	w	12-1-0	4-3-9	6-1-1	13-5-3	19-11-0	0-0-0	DNP						
17/18 TEXAS A&M	02/18/18	76-55	w	11-2-1	12-4-7	0-0-0	16-3-2	11-11-0	DNP	DNP						
AUBURN	02/22/18	82-61	w	6-3-2	13-1-4	8-0-6	16-5-2	16-18-0	DNP	DNP						

Opponent	Date	Score	23		24		25		35		55	
			SCOTT,BRE'	DANBERRY,J	CAMPBELL,Z	VIVIANS,VI	BIBBY,CHLO					
VIRGINIA	11/10/17	68-53	w	0-0-0	DNP	DNP	22-7-2	13-3-0				
GEORGIA STATE	11/16/17	106-50	w	1-0-0	DNP	13-11-0	19-3-2	6-5-3				
SOUTHERN MISS	11/19/17	91-56	w	0-0-1	DNP	2-5-1	15-5-0	10-5-0				
vs 24/RV Arizona State	11/23/17	65-57	w	0-0-0	DNP	5-6-0	17-5-0	0-1-0				
vs Columbia	11/24/17	90-54	w	6-5-0	DNP	3-6-0	23-4-4	6-2-1				
vs Green Bay	11/25/17	67-46	w	0-1-0	DNP	0-0-0	17-6-3	0-0-0				
vs Louisiana	11/29/17	94-37	w	4-2-1	DNP	2-5-0	16-6-4	13-7-0				
OKLAHOMA ST.	12/03/17	79-76	w	DNP	DNP	0-4-1	30-8-2	0-1-0				
LITTLE ROCK	12/10/17	86-48	w	5-1-0	2-1-0	6-5-1	12-10-1	9-6-0				
9/9 OREGON	12/13/17	90-79	w	DNP	0-0-0	0-1-0	30-4-2	0-1-1				
MAINE	12/17/17	83-43	w	0-0-0	7-4-3	7-4-1	12-2-3	6-1-0				
at UNLV	12/20/17	103-63	w	5-3-0	4-3-2	0-3-0	22-6-4	6-1-1				
vs RV/22 Syracuse	12/21/17	76-65	w	0-0-0	0-0-1	3-7-1	26-9-1	0-0-0				
MISS. VALLEY ST.	12/28/17	112-36	w	5-1-2	5-4-7	8-3-0	16-6-3	DNP				
at Georgia	12/31/17	86-62	w	0-0-1	0-0-0	3-1-0	20-7-2	5-1-0				
ARKANSAS	01/04/18	111-69	w	4-1-1	4-3-3	2-3-0	29-9-2	3-1-2				
at LSU	01/07/18	83-70	w	DNP	0-0-0	0-1-0	4-2-1	10-4-1				
OLE MISS	01/11/18	76-45	w	2-1-0	2-0-0	2-3-0	15-8-1	2-3-1				
ALABAMA	01/14/18	75-61	w	0-0-0	2-1-2	0-0-0	21-7-2	7-3-0				
at 6/7 Tennessee	01/21/18	71-52	w	DNP	0-0-0	0-0-0	24-9-1	0-1-0				
FLORIDA	01/25/18	90-53	w	2-0-1	7-2-0	6-2-1	17-2-3	5-3-1				
at Ole Miss	01-28-18	69-49	w	DNP	3-1-1	4-4-0	25-3-0	2-2-0				
at 15/15 Mizzou	02/01/18	57-53	w	DNP	0-0-0	0-0-0	15-4-0	0-5-0				
7/6 SOUTH CAROLINA	02/05/18	67-53	w	DNP	0-2-0	0-0-0	24-5-0	7-3-0				
at Florida	02/08/18	98-50	w	3-3-0	11-4-3	2-3-0	17-4-3	0-1-0				
KENTUCKY	02/11/18	74-55	w	DNP	0-1-1	0-1-1	23-7-2	DNP				
at Vanderbilt	02/15/18	95-50	w	2-1-0	10-1-1	1-3-0	19-4-2	9-2-0				
17/18 TEXAS A&M	02/18/18	76-55	w	DNP	0-0-1	0-0-0	26-12-2	0-2-0				
AUBURN	02/22/18	82-61	w	0-0-0	2-0-0	0-0-0	16-7-1	5-3-2				



MISSISSIPPI STATE BULLDOGS
(29-0 Overall, 15-0 SEC)

Head Coach: Vic Schaefer (6th Season)
Associate Head Coach: Johnnie Harris (6th Season)
Assistant Coach: Dionnah Jackson-Durrett (3rd Season)
Assistant Coach: Carly Thibault-DuDonis (2nd Season)

	PPG	RPG	APG	FG%	3FG%	FT%		
 <p>1 • BLAIR SCHAEFER G • 5-7 • Sr. Starkville, Miss. (Starkville HS)</p>	2017-18 Career	9.7 5.0	1.8 1.1	2.0 0.9	.401 .363	.414 .382	.871 .835	<ul style="list-style-type: none"> SEC Community Service Team last 3 seasons 3rd at MSU in career 3FG% (38.2%) 10.7 ppg, 43.1% FG, 43.6% 3FG in SEC play Made a 3-pointer in 25-straight games 77 made 3FG this season, 6th-most in MSU records 1st SEC in 3FG made (2.9) and 6th in 3FG% (43.6%) in SEC games
 <p>2 • MORGAN WILLIAM G • 5-5 • Sr. Birmingham, Ala. (Shades Valley HS)</p>	2017-18 Career	7.5 9.4	1.6 2.0	4.7 4.5	.394 .383	.297 .313	.844 .843	<ul style="list-style-type: none"> On Dawn Staley, Naismith & Wade Watch Lists T3rd among active DI players in career games played (138) Started 104-straight games 1st in SEC, 2nd in NCAA DI in assist/turnover ratio (4.2) MSU career leader in FT% (84.3%) Tallied 28 assists the last 4 games
 <p>3 • MYAH TAYLOR G • 5-7 • Fr. Olive Branch, Miss. (Olive Branch HS)</p>	2017-18 Career							<ul style="list-style-type: none"> 5-star point guard from Olive Branch (Miss.) High School Three-time Mississippi Gatorade Player of the Year Had her HS jersey retired Jan. 26 Redshirting the 2017-18 season
 <p>10 • JAZZMUN HOLMES G • 5-8 • Jr. Gulfport, Miss. (Harrison Central HS)</p>	2017-18 Career	4.6 3.0	1.5 1.2	2.8 2.5	.477 .378	.333 .212	.770 .765	<ul style="list-style-type: none"> Played in all 29 games 2nd on team in assists (2.8 apg) 3rd on team in steals (1.3 spg) 27 pts., 18 assts., 11 steals the last 6 games Had 8 pts., 6 assts., 2 steals against Auburn
 <p>11 • ROSHUNDA JOHNSON (<i>RO-shun-dah - Goes By Ro</i>) G • 5-7 • R-Sr. Little Rock, Ark. (Parkview HS/Oklahoma St.)</p>	2017-18 Career ^(MSU)	11.8 8.9	3.2 2.4	2.2 1.4	.436 .433	.424 .430	.842 .868	<ul style="list-style-type: none"> 1st at MSU in career 3FG% (43%) 3rd on team in scoring (11.8 ppg) for year & in SEC play (11.9 ppg) 16.8 ppg, 51.7% FG, 54.5% 3FG last 5 games 45.6% from the arc in SEC play, 3rd in the league 16 pts. each vs. Texas A&M and Auburn
 <p>12 • JACAIRA "IGGY" ALLEN (<i>Juh-CAR-ee-ah - Goes by Iggly</i>) G • 5-10 • So. Pompano Beach, Fla. (Dillard HS)</p>	2017-18 Career							<ul style="list-style-type: none"> Will miss the season with a knee injury suffered in preseason practice Logged 20 games as a freshman last season
 <p>15 • TEAIRA MCCOWAN (<i>Tee-AIR-ah</i>) C • 6-7 • Jr. Brenham, Texas (Brenham HS)</p>	2017-18 Career	18.7 10.8	13.3 8.3	1.9 1.5	.615 .572	.000 .000	.612 .623	<ul style="list-style-type: none"> Wooden Award Top 20; Lisa Leslie Top 10; Naismith Top 30 3x SEC Player of the Week (11/21, 12/19, 1/2) 21 double-doubles, 4th in Division I & MSU season record Season: 4th SEC scoring (18.7 ppg), 1st rebounds (13.3 rpg) SEC games: 8th SEC scoring (17.5 ppg), 1st rebounds (14.0 rpg) Leads nation in offensive rebounds (6.0 rpg)
 <p>20 • NYAH TATE G • 6-0 • Fr. Terry, Miss. (Terry HS)</p>	2017-18 Career	1.6 1.6	0.4 0.4	0.0 0.0	.409 .409	.375 .375	.500 .500	<ul style="list-style-type: none"> Played in 14 games this season, 6 SEC games Had season-high 5 points against Mississippi Valley St. Knocked down a 3-pointer at Georgia 4-star guard from Terry (Miss.) High School All-State selection during her prep career
 <p>21 • JONIKA GARVIN (<i>JOHN-i-kah</i>) F • 6-0 • Jr. Lake Worth, Fla. (Lake Worth HS/Palm Beach St. CC)</p>	2017-18 Career	1.3 1.3	1.3 1.3	0.1 0.1	.304 .304	.000 .000	.333 .333	<ul style="list-style-type: none"> Seen action in 13 games on the year, 2 SEC games Season-high 4 pts. vs. Columbia and Mississippi Valley St. 5 rebounds against Louisiana, a season high Notched 4 pts. at Florida Played 20 games as a freshman at Auburn (2015-16)
 <p>23 • BRE'AMBER SCOTT G • 5-11 • Fr. Little Rock, Ark. (Central HS)</p>	2017-18 Career	2.0 2.0	1.0 1.0	0.6 0.6	.333 .333	.000 .000	.680 .680	<ul style="list-style-type: none"> Logged minutes in 20 games this season, 8 SEC contests Taken 4 charges on the year Scored 6 pts. in MSU's Cancun Challenge win vs. Columbia Matched season high with 2 steals against MVSU Scored her 1st SEC points with 4 vs. her home state Arkansas Top player in Arkansas' 2017 class by Arkansas Basketball Rankings
 <p>24 • JORDAN DANBERRY G • 5-8 • Jr. Conway, Ark. (Conway HS/Arkansas)</p>	2017-18 Career ^(IAII)	2.8 5.1	1.3 2.3	1.2 1.7	.368 .344	.500 .182	.500 .620	<ul style="list-style-type: none"> Named to the SEC Winter Honor Roll Played in 21 games since becoming eligible on Dec. 10 Dished 7 assists in MSU's win against Mississippi Valley St. Tallied season-high 11 pts. and had 3 steals in road win at Florida 7 pts., 2 stls. in the first contest against the Gators (Jan. 25) 10 pts. on 5-of-8 shooting in 13 minutes against Vanderbilt
 <p>25 • ZION CAMPBELL C • 6-3 • R-So. Washington, D.C. (Riverdale Baptist School)</p>	2017-18 Career	2.5 1.8	2.9 2.1	0.5 0.3	.630 .642	.000 .000	.611 .550	<ul style="list-style-type: none"> Twice named to the SEC Academic Honor Roll Played in 28 games, including all 15 SEC contests Notched her 1st double-double with 13 pts., 11 rlds. vs. Georgia St. Had 6 rlds. in wins against Arizona St. and Columbia Tallied 2 pts., 3 rlds. in wins against Arkansas & Ole Miss Scored 4 points and had 4 rebounds in 23 minutes at Ole Miss
 <p>35 • VICTORIA VIVIAN (<i>VIH-vee-ans</i>) G • 6-1 • Sr. Carthage, Miss. (Scott Central HS)</p>	2017-18 Career	19.7 16.9	5.9 5.2	1.6 1.5	.499 .400	.400 .320	.835 .767	<ul style="list-style-type: none"> Preseason First Team All-SEC by league media and coaches Wooden Top 20, Naismith Top 30, Ann Meyers Drysdale Top 10 Senior CLASS Award Top 10 T3rd among active DI players in career games played (138) Double figures in 28 of 29 games (14 with 20+ points) 3rd in SEC in scoring for season and in SEC games (19.7 ppg)
 <p>55 • CHLOE BIBBY F • 6-1 • Fr. Warracknabeal, Australia (Rowville Secondary)</p>	2017-18 Career	4.6 4.6	2.5 2.5	0.5 0.5	.377 .377	.333 .333	.867 .867	<ul style="list-style-type: none"> Played in 27 games this season 7 pts., 3 rlds. in 29 minutes against No. 6 South Carolina 10 pts. in road win at LSU 9 pts., 3-of-6 FG at Vanderbilt Played for Australia in FIBA U19 World Cup; joined MSU in Aug.

