

2 0 1 8 K E N T U C K Y B A S E B A L L

WE ARE UK



2018 KENTUCKY BASEBALL MEDIA GUIDE

FUTURE HOME OF THE WILDCATS

COMING 2019



"@UKBaseball made a loud statement by showing a terrific commitment to a new ballpark."


@KendallRogersD1 (Kendall Rogers)
National Writer/Editor for @D1Baseball



"Game changer for @UKBaseball. Huge commitment to the baseball program."

@aaronfitt (Aaron Fitt)

Editor and national writer for @D1Baseball



CONSTRUCTION OF NEW STADIUM NEARING COMPLETION

- ① The University of Kentucky Athletics Department began construction in spring 2017 on a new, state-of-the-art \$49 million baseball stadium that will give the Wildcats one of the nation's top facilities.
- ② The project is expected to be complete in late fall of 2018. The 2019 season will be the Wildcats' inaugural campaign in the new stadium. Team facilities are on schedule to be ready for move in by August 2018.
- ③ The stadium will be located off Alumni Drive between the new Kentucky Football Training Facility and the Wendell and Vickie Bell Soccer Complex, adding to the village of UK Athletics facilities in the area.
- ④ The stadium will feature permanent seating for nearly 2,500 fans with additional space on grass berms to accommodate more than 4,000 fans for regular-season games. Beyond the outfield wall, temporary bleachers can be installed for NCAA Tournament games to bring the seating capacity to more than 7,000. Fan amenities also will include suites and a new club area.
- ⑤ The team areas are a priority and will give our players and coaches everything they need to compete at a high level in a single location. The facility will feature a team lounge, locker room, training area, indoor hitting and pitching areas, and coaching offices, as well as a recruiting room. All spaces are either new to UK baseball or significantly larger than ones currently in use.
- ⑥ The playing surface will be AstroTurf® Rootzone Diamond Blend, which will allow the team to maximize usage in all weather conditions. The pitcher's mound will remain dirt.



NIKE ELITE

Thanks to Nike's extensive research and product development, the Kentucky Wildcats stay on the cutting edge of technology, quality and style with all of their gear.

The Kentucky Baseball team is part of Nike's exclusive Promo Vapor Elite line, being outfitted with the global sportswear giant's premium-level gear for the diamond.

All 22 sports use Nike shoes and equipment and over the course of a newly signed eight-year contract, one of the lengthiest contracts in collegiate sports, the Wildcats will receive MILLIONS of DOLLARS worth of clothing and equipment.





TABLE OF CONTENTS

NEW KENTUCKY BASEBALL STADIUM	1
KENTUCKY IS NIKE ELITE	2

MEDIA INFORMATION

TABLE OF CONTENTS	3
2018 QUICK FACTS	4
2018 ROSTER	5
2018 SCHEDULE	6

COACHING AND SUPPORT STAFF

HEAD COACH NICK MINGIONE	8-11
ASSISTANT COACH/RECRUITING COORDINATOR ROLAND FANNING	12-13
ASSISTANT COACH/PITCHING COORDINATOR JIM BELANGER	14-15
VOLUNTEER ASSISTANT COACH TODD GUILLIAMS	16-17
ATHLETICS DIRECTOR MITCH BARNHART	18
TEAM SUPPORT STAFF	19-23
UK SPORTS TURF	24

2018 WILDCATS

2018 TV/RADIO SPOT CHART	26
CATS ON THE MAP	27
PLAYER BIOS	28-62

2018 PREVIEW

2018 OPPONENTS	64-70
SERIES HISTORY VS. 2018 OPPONENTS	71-76

2017 REVIEW

SEASON OF FIRSTS	78
NATIONAL AND CONFERENCE HONORS	79
RESULTS	80
INDIVIDUAL STATS	81
INDIVIDUAL SEC STATS	82
FIELDING STATS	83
SITUATIONAL STATS	84
GAME-BY-GAME BATTING	85
GAME-BY-GAME PITCHING	86
SUPERLATIVES	87
MISCELLANEOUS	88
SERIES-BY-SERIES	89
HOME RUN TRACKER	90
SEC REVIEW	91
SEC TEAM STATS	92
DEPARTING PLAYERS	93-94
INSIDE THE NUMBERS	95
WHEN WAS THE LAST TIME...	96

WILDCATS HISTORY

ALL-TIME COACHING RECORDS	98
SEC HISTORY	99
POSTSEASON HISTORY	100
AWARDS AND HONORS	101-103
2017 SCHOLAR ATHLETE OF THE YEAR	104
TEAM USA BASEBALL	105
UK ATHLETICS HALL OF FAME	106
AJ REED - 2014 NATIONAL PLAYER OF THE YEAR	107-109
UK VS. ALL OPPONENTS	110
YEAR-BY-YEAR RESULTS	111-121
YEAR-BY-YEAR STATS	122
YEARLY LEADERS	123-126
SINGLE-SEASON RECORDS	127-129
CAREER RECORDS	130-132
TEAM RECORDS	133
UK VS. RANKED OPPONENTS	134-135
UK IN EXTRA-INNING GAMES	136
KEITH MADISON	137
CATS IN THE MLB DRAFT	138-139
2017 CATS IN THE PROS	140
CATS IN MAJOR LEAGUE BASEBALL	141-143
ALL-TIME LETTERWINNERS	144-149
ALL-TIME JERSEY NUMBERS	150-151
CLIFF HAGAN STADIUM	152-53
2006 SEC CHAMPIONS	154
2018 SENIOR CLASS / SCHEDULE	INSIDE BACK COVER





2018 QUICK FACTS

University of Kentucky

Location: Lexington, Ky.
 Founded: 1865
 Enrollment: 30,000
 Nickname: Wildcats
 Colors: Blue (PMS 286) and White
 Conference: Southeastern (Eastern Division)
 President: Dr. Eli Capilouto (Alabama, 1971)
 Faculty Representative: Joseph L. Fink
 (Philadelphia College of Pharmacy and Science, 1970)

Coaching Staff

Head Coach: Nick Mingione (Embry-Riddle, 2000)
 Career Record: 43-23 (.652); 2nd season
 Record at UK: 43-23 (.652); 2nd season
 Best Time to Call: Contact SID
 Assistant Coach: Jim Belanger (Louisville, 2009)
 Assistant Coach: Roland Fanning (Southeastern Oklahoma State, 2005)
 Volunteer Assistant Coach: Todd Guilliams (Eastern Kentucky, 1988)
 Director of Operations: Cameron Langfels (Eastern Kentucky, 2015)

2017 Review

Overall Record: 43-23
 Home: 30-6
 Away: 11-14
 Neutral: 2-3
 Conference Record: 19-11
 Home: 10-5
 Away: 9-6
 Conference Finish: Second in SEC East

2018 Outlook

Lettermen Returning/Lost: 18/14
 Starters Returning: 7 (4 positional, 3 pitchers)
 Starters Lost: 6 (5 positional, 1 pitchers)
 Newcomers: 24 (14 high school, 9 JUCO, 1 transfer)

History

All-Time Record: 1882-1799-25 (.511)
 All-Time Conference Record: 709-933-8 (.432)
 All-Time Conference Tournament Record: 22-36 (.379)
 Conference Tournament Titles: none
 Conference Titles: one (2006)
 NCAA Tournament Appearances: nine
 NCAA Tournament Record: 18-19 (.486)
 Super Regional Appearances: one (2017)
 College World Series Appearances: none

Facility

Stadium: Cliff Hagan Stadium at Shively Field
 First Year: 1969
 Last Renovated: 2007
 Capacity: 3,000
 Dimensions: 340-365-390-350-310



COMMUNICATIONS (AREA CODE 859)



*Matt May
 Kentucky (2000)*


Media Relations Contact: Matt May
 Secondary MR Contact: Grant Gearheart or Ryan Cox
 Media Relations Office: 257-3838 (May ext. 8504)
 Media Relations Fax: 323-4310
 Baseball Office: 257-8052
 Baseball Fax: 323-4754
 Baseball Press Box: 257-9011
 May Cell: 859-806-7463
 May E-Mail: matt.may@uky.edu

May Twitter: @MattMayKY
 Secondary Contact E-mail: grant.gearheart@uky.edu / ryan.cox@uky.edu
 UK Website: www.UKathletics.com
 UK Twitter: @UKBaseball
 UK Instagram: @kentuckybaseball
 UK Facebook: @UKBaseball

Mailing/Overnight Address:

Joe Craft Center • 338 Lexington Ave. • Lexington, KY 40506-0604

The 2018 Kentucky Baseball Media Guide is published by the University of Kentucky Athletics Department, Mitch Barnhart, Director. **Written, compiled, edited and layed out by:** Matt May and Brandon Kolditz. **Editorial assistance by:** Tony Neely, Cam Langfels, Kevin Saal, Will Barker, Scott Dean, Sean Cartell, Grant Gearheart, Dean Bowling, Kris Reid, Joseph Hudgins, Jake Most, Guy Ramsey, Jack Hoehl. **Design by:** Brandon Kolditz. **Principal photography by:** UK Athletics, Chet White, Britney Howard, Barry Westerman, Elliott Hess. **Additional photography by:** Brent Ingram, David Coyle, Tim Casey, USA Baseball, Kevin Jones, Dick Gabriel, Diamondbacks, Lou Pavlovich, Aaron Sprecher, AP, Getty Images.



2018 ROSTER

NUMERICAL ROSTER

No.	Name	Pos.	B/T	Ht.	Wt.	Cl.	Hometown/Previous School
2	Trey Dawson	INF	R/R	6-2	195	JR	Hurricane, W.Va./Chipola College
3	Ben Jordan [^]	RHP	L/R	6-9	250	FR	Olive Hill, Ky./West Carter HS
4	Zeke Lewis	IF	S/R	5-9	165	R-SO	Atlanta, Ga./Mays HS
5	T.J. Collett	1B/C	L/R	6-1	230	SO	Terre Haute, Ind./Terre Haute North Vigo HS
6	Tristan Pompey	OF	S/R	6-4	205	JR	Toronto, Canada/Jean Vanier Catholic HS
8	Marshall Gei	C	S/R	6-0	185	R-JR	Mount Juliet, Tenn./Mount Juliet HS
9	Thomas Bennett	IF	R/R	5-10	180	FR	Frankfort, Ky./Western Hills HS
10	Luke Becker	IF	S/R	5-11	190	SR	Fairmont, Minn./North Iowa CC
12	Alec Maley	RHP	R/R	6-1	185	SR	Round Rock, Texas/Howard College
13	Kole Cottam	C/1B	R/R	6-3	225	JR	Knoxville, Tenn./Knoxville Catholic HS
14	Zack Thompson	LHP	L/L	6-2	225	SO	Selma, Ind./Wapahani HS
15	Trip Lockhart	RHP	R/R	6-3	200	FR	Lexington, Ky./Lexington Catholic HS
16	Troy Squires	C/1B	L/R	5-11	200	R-SR	Elizabethtown, Ky./Central Hardin HS
17	Spencer Harbert	OF	R/R	6-1	210	FR	Middletown, De./Middletown HS
19	Alex Rodriguez	IF	R/R	5-9	195	JR	Pembroke Pines, Fla./Northern Oklahoma College
21	Justin Lewis	RHP	R/R	6-7	205	R-JR	Suwanee, Ga./Greater Atlanta Christian HS
22	Austin Keen	RHP	R/R	6-0	180	R-SO	Smithton, Ill./Althoff Catholic HS
23	Brayden Combs	1B	L/R	6-5	240	R-FR	Fort Mitchell, Ky./Beechwood HS
24	Brett Marshall	RHP	R/R	6-3	225	R-FR	Louisville, Ky./Trinity HS
25	Coltyn Kessler	C/IF	L/R	6-3	220	FR	High Ridge, Mo./Rockwood Summit HS
26	Luke Heyer	IF/OF	R/R	6-0	200	JR	Lithia, Fla./College of Central Florida
28	Ryan Johnson	OF	L/L	6-3	220	JR	College Station, Texas/San Jacinto College
30	Sean Hjelle	RHP	R/R	6-11	225	JR	White Bear Lake, Minn./Mahtomedi HS
33	Chris Machamer	RHP	R/R	6-2	210	SO	North Canton, Ohio/Massillon HS
34	Carson Coleman	RHP	R/R	6-2	190	R-FR	Lexington, Ky./Lexington Catholic HS
36	Brad Dobzanski [^]	RHP	R/R	6-3	195	FR	Franklinville, N.J./Delsea Regional HS
37	Cam Hill	OF	L/R	5-10	175	FR	Georgetown, Ky./Scott County HS
38	Jimmy Ramsey	RHP/OF	L/R	6-7	240	FR	Tonka Bay, Minn./Minnetonka HS
39	Zach Haake	RHP	R/R	6-4	215	JR	Breese, Ill./John A. Logan College
40	Crosby Bringham	RHP	R/R	6-3	210	FR	Taylorsville, Utah/Taylorsville HS
41	Grant Macciocchi	RHP/IF	R/R	6-2	190	JR	West Chester Township, Ohio/Murray State College
42	Brad Schaezner	LHP	R/L	6-2	215	SR	Oxford, Mich./Lake Orion Community HS
44	Ryan Shinn	OF	R/L	6-2	215	JR	Jobstown, N.J./Harford College
45	Aaron McGeorge	RHP	R/R	5-11	170	JR	Lexington, Ky./Wabash Valley College
46	Tanner Johnson	C/OF	R/R	6-2	200	FR	Crestwood, Ky./South Oldham HS
47	Andrew Miller [^]	LHP	L/L	6-3	210	R-JR	Stratford, N.J./Maryland
48	Troy Black	IF	R/R	6-1	225	R-SO	Waynesville, Ohio/Murray State College
50	Mason Hazelwood	LHP	L/L	6-5	200	FR	Salvisa, Ky./Mercer County HS
51	Garrett Hastings	OF	L/L	6-2	190	FR	Gainesville, Fla./F.W. Buchholz HS
52	Ben Aklinski	OF	R/R	5-11	210	JR	Phoenix, Ariz./Phoenix College
54	Daniel Harper	RHP	R/R	6-4	215	FR	Fairway, Kan./Bishop Miege HS
55	Austin Marozas [^]	RHP	R/R	6-7	235	FR	Plainfield, Ill./Plainfield South HS

[^]Will redshirt 2018 season

ALPHABETICAL

52	Ben Aklinski	OF
10	Luke Becker	IF
9	Thomas Bennett	IF
48	Troy Black	IF
40	Crosby Bringham	RHP
34	Carson Coleman	RHP
5	T.J. Collett	1B/C
23	Brayden Combs	1B
26	Kole Cottam	C/1B
2	Trey Dawson	IF
36	Brad Dobzanski [^]	RHP
8	Marshall Gei	C
39	Zach Haake	RHP
17	Spencer Harbert	OF
54	Daniel Harper	RHP
51	Garrett Hastings	OF
50	Mason Hazelwood	LHP
26	Luke Heyer	IF/OF
37	Cam Hill	OF
30	Sean Hjelle	RHP
28	Ryan Johnson	OF
46	Tanner Johnson	OF/C
3	Ben Jordan [^]	RHP
22	Austin Keen	RHP
25	Coltyn Kessler	C/IF
21	Justin Lewis	RHP
4	Zeke Lewis	IF
15	Trip Lockhart	RHP
41	Grant Macciocchi	RHP/IF
33	Chris Machamer	RHP
12	Alec Maley	RHP
55	Austin Marozas [^]	RHP
24	Brett Marshall	RHP
45	Aaron McGeorge	RHP
47	Andrew Miller [^]	LHP
6	Tristan Pompey	OF
38	Jimmy Ramsey	RHP/OF
19	Alex Rodriguez	IF
42	Brad Schaezner	LHP
44	Ryan Shinn	OF
16	Troy Squires	C/1B
14	Zack Thompson	LHP


[^]Will redshirt 2018 season

COACHING STAFF

Head Coach: Nick Mingione, #27 (Embry-Riddle, 2000)
Career Record: 43-23 (.652); 2nd Season
Record at UK: 43-23 (.652); 2nd season
Assistant Coach: Jim Belanger, #11 (Louisville, 2009)
Assistant Coach/Recruiting Coordinator: Roland Fanning, #0 (Southeastern Oklahoma State University, 2005)
Volunteer Assistant Coach: Todd Guiliams, #29 (Eastern Kentucky, 1988)
Director of Operations: Cameron Langfels (Eastern Kentucky, 2015)

PRONUNCIATION GUIDE

Aklinski	Uh-klin-ski
Collett	Caw-LET
Gei	Ghee (like "tree")
Guiliams	GWILL-yums
Haake	Hockey
Heyer	HIGH-er
Hjelle	Like "Jelly"
Zeke	Zeek
Macciocchi	Muh-CHOCK-e
Machamer	Mock-uh-mer
Maley	Mal-ee
Marozas	Muh-ROSE-us
Mingione	Min-G-own
Pompey	Pom-Pay
Schaezner	SHIN-zer



2018 SCHEDULE

DATE	DAY	OPPONENT	SITE	TIME	TV
Feb. 16	Friday	at Wofford	Spartanburg, S.C.	5 p.m.	
Feb. 17	Saturday	at USC Upstate	Spartanburg, S.C.	1 p.m.	Facebook
Feb. 17	Saturday	at USC Upstate	Spartanburg, S.C.	5 p.m.	Facebook
Feb. 18	Sunday	vs. Evansville	Spartanburg, S.C.	11 a.m.	
Feb. 21	WEDNESDAY	XAVIER	LEXINGTON	4 p.m.	SECN+
Feb. 23	FRIDAY	OAKLAND	LEXINGTON	4 p.m.	SECN+
Feb. 24	SATURDAY	OAKLAND	LEXINGTON	1 p.m.	SECN+
Feb. 25	SUNDAY	OAKLAND	LEXINGTON	1 p.m.	SECN+
Feb. 27	TUESDAY	WESTERN KENTUCKY	LEXINGTON	4 p.m.	SECN+
March 2	Friday	vs. Houston [^]	Houston	4:30 p.m.	
March 3	Saturday	vs. Sam Houston State [^]	Houston	1 p.m.	
March 4	Sunday	vs. Louisiana-Lafayette [^]	Houston	Noon	
March 6	TUESDAY	EASTERN KENTUCKY	LEXINGTON	4 p.m.	SECN+
March 7	WEDNESDAY	NORTHERN KENTUCKY	LEXINGTON	4 p.m.	SECN+
March 9	FRIDAY	TEXAS TECH	LEXINGTON	4 p.m.	SECN+
March 10	SATURDAY	TEXAS TECH	LEXINGTON	1 p.m.	SECN+
March 11	SUNDAY	TEXAS TECH	LEXINGTON	1 p.m.	SECN+
March 13	TUESDAY	MURRAY STATE	LEXINGTON	4 p.m.	SECN+
March 16	Friday	at Arkansas*	Fayetteville, Ark.	7:30 p.m.	SECN (BL)
March 17	Saturday	at Arkansas*	Fayetteville, Ark.	3 p.m.	SECN+
March 18	Sunday	at Arkansas*	Fayetteville, Ark.	2 p.m.	SECN+
March 20	Tuesday	at Xavier	Cincinnati, Ohio	3 p.m.	
March 23	FRIDAY	AUBURN*	LEXINGTON	6:30 p.m.	SECN+
March 24	SATURDAY	AUBURN*	LEXINGTON	Noon	SECN
March 25	SUNDAY	AUBURN*	LEXINGTON	1 p.m.	SECN+
March 28	WEDNESDAY	MIAMI (OHIO)	LEXINGTON	6:30 p.m.	SECN+
March 30	Friday	at Alabama*	Tuscaloosa, Ala.	7 p.m.	SECN+
March 31	Saturday	at Alabama*	Tuscaloosa, Ala.	3 p.m.	SECN+
April 1	Sunday	at Alabama*	Tuscaloosa, Ala.	2 p.m.	SECN+
April 3	TUESDAY	LOUISVILLE	LEXINGTON	6:30 p.m.	SECN+
April 6	FRIDAY	SOUTH CAROLINA*	LEXINGTON	6:30 p.m.	SECN+
April 7	SATURDAY	SOUTH CAROLINA*	LEXINGTON	6 p.m.	SECN
April 8	SUNDAY	SOUTH CAROLINA*	LEXINGTON	2 p.m.	ESPNU
April 11	Wednesday	at Western Carolina	Cullowhee, N.C.	5 p.m.	
April 13	Friday	at Georgia*	Athens, Ga.	7 p.m.	SECN+
April 14	Saturday	at Georgia*	Athens, Ga.	7 p.m.	SECN
April 15	Sunday	at Georgia*	Athens, Ga.	Noon	SECN
April 17	Tuesday	at Louisville	Louisville, Ky.	6 p.m.	ACC Extra
April 19	THURSDAY	FLORIDA*	LEXINGTON	7 p.m.	SECN
April 20	FRIDAY	FLORIDA*	LEXINGTON	7:30 p.m.	SECN
April 21	SATURDAY	FLORIDA*	LEXINGTON	1 p.m.	SECN+
April 25	WEDNESDAY	MOREHEAD STATE	LEXINGTON	6:30 p.m.	SECN+
April 27	FRIDAY	MISSOURI*	LEXINGTON	7:30 p.m.	SECN
April 28	SATURDAY	MISSOURI*	LEXINGTON	2 p.m.	SECN+
April 29	SUNDAY	MISSOURI*	LEXINGTON	1 p.m.	SECN+
May 4	Friday	at Tennessee*	Knoxville, Tenn.	6:30 p.m.	
May 5	Saturday	at Tennessee*	Knoxville, Tenn.	6 p.m.	
May 6	Sunday	at Tennessee*	Knoxville, Tenn.	1 p.m.	
May 8	Tuesday	at Indiana	Bloomington, Ind.	6 p.m.	Big Ten
May 11	FRIDAY	MISSISSIPPI STATE*	LEXINGTON	7:30 p.m.	ESPNU
May 12	SATURDAY	MISSISSIPPI STATE*	LEXINGTON	5 p.m.	SECN
May 13	SUNDAY	MISSISSIPPI STATE*	LEXINGTON	3 p.m.	SECN
May 15	Tuesday	at Murray State	Paducah, Ky.	7 p.m.	
May 17	Thursday	at Vanderbilt*	Nashville, Tenn.	7:30 p.m.	SECN+
May 18	Friday	at Vanderbilt*	Nashville, Tenn.	3 p.m.	SECN+
May 19	Saturday	at Vanderbilt*	Nashville, Tenn.	2 p.m.	SECN+
May 22-27	Tues.-Sun.	SEC Tournament	Hoover, Ala.	TBD	
June 1-4	Fri.-Mon.	NCAA Regionals	TBD	TBD	
June 8-11	Fri.-Mon.	NCAA Super Regionals	TBD	TBD	
June 16-27	Sat.-Wed.	NCAA College World Series	Omaha, Neb.	TBD	

*** All Times Eastern and Subject to Change; Home games in Bold ***

*denotes SEC game; ^Shriners Hospitals for Children College Classic (Houston, Texas.);

SECN+ can be accessed through WatchESPN; BL: SECN Bases Loaded coverage

TRAVEL SCHEDULE

**at USC Upstate
Spartanburg, S.C. Feb. 15-18**
Spartanburg Marriott
299 North Church St.
Spartanburg, SC 29306

**at Shriners College Classic
Houston Mar. 1-4**
Hyatt Regency
1200 Louisiana St.
Houston, TX 77002

**at Arkansas
Fayetteville, Ark. Mar. 15-18**
Courtyard Marriott
600 East Van Asche Dr.
Fayetteville, AR 72703

**at Alabama
Tuscaloosa, Ala. Mar. 30-Apr. 1**
Holiday Inn Express - University
1120 Veterans Memorial Pkwy.
Tuscaloosa, AL 35404

**at Western Carolina
Cullowhee, N.C. Apr. 10**
Best Western
248 WBI Drive
Dillsboro, NC 28725

**at Georgia
Athens, Ga. Apr. 12-15**
Hilton Garden Inn
390 East Washington St.
Athens, GA 30601

**at Tennessee
Knoxville, Tenn. May 3-6**
Hilton Garden Inn
216 Peregrine Way
Knoxville, TN 37922

**at Murray State
Murray, Ky. May 15**
Springhill Suites
1512 North 12th St.
Murray, KY 42071

**at Vanderbilt
Nashville, Tenn. May 16-19**
Hilton Garden Inn - Brentwood
217 Centerview Dr.
Brentwood, TN 37027

WE ARE 



COACHES AND STAFF



HEAD COACH NICK MINGIONE



Nick Mingione – who was named Kentucky’s head coach on June 13, 2016 – has already made his mark after just one season in Lexington, becoming an irreplaceable piece of the UK Baseball program and local community.

In his rookie season as a head coach, Mingione proved a quick study as the 2017 Wildcats etched their name all over the school’s record book. The program made a trip to the NCAA Tournament Super Regionals for the first time

and finished ranked in the Top 10 of every major college baseball poll.

Additionally, the Cats’ 43 wins were just two shy of the school record and the most for any first-year coach in the program’s history. The 19 wins in Southeastern Conference play were the second-most in school history, just one shy of the 2006 championship team’s 20, which Mingione also was a part of as an assistant coach.

The success carried over to the Major League Baseball Draft, where Mingione and his staff’s ability to groom players for a professional career showed with a school-record six players being selected in the first 10 rounds, including Evan White, the No. 17 overall pick. The Cats’ eight total draftees were just one shy of the school record.

Mingione – who spent eight seasons as an assistant to John Cohen at Mississippi State – was an immediate hit with fans and community leaders. He made it a point to have his team involved in the community, part of his “Student. Person. Player.” guiding principle of the program, participating in numerous philanthropic events in Lexington while also taking time for more than 100 local speaking engagements.

In his first season at UK his ethos for the program was on full display as UK players earned SEC Pitcher of the Year, SEC Scholar Athlete of the Year and SEC Community Service Team honors.

“Nick Mingione is exactly the kind of coach we hoped to hire when we began our search,” UK Director of Athletics Mitch Barnhart said. “His passion, tactical mind and tireless recruiting efforts made him an important part of Mississippi State’s staff during some great years for the program. More than that, he is a man of substance who is committed not only to developing young men as baseball players, but as students and people.”

His impact on the Commonwealth culminated in being named a Kentucky Colonel on Oct. 23, 2017. The designation is the highest honor a civilian can receive in Kentucky.

Mingione took over the Kentucky program after serving as assistant coach and recruiting coordinator under Cohen at Mississippi State starting before the 2009 season. Working with the team’s outfielders, first basemen and hitters, Mingione helped lead MSU to an incredible run of success, including the program’s first Southeastern Conference regular-season championship since 1989 in 2016, a runner-up finish in the College World Series in 2013 and an SEC Tournament championship in 2012.

“This is an opportunity I’ve dreamed about for more than a decade,” Mingione said. “From the moment I first stepped foot on campus I knew it would be a place I could call home. What an

incredible feeling to be back. Kentucky is a special place and this baseball program has had great moments over the years, including some that I have been a part of.”

Prior to his time at Mississippi State, Mingione spent two seasons at UK as an assistant under Cohen in 2006-07. UK won 33 SEC games in those two seasons, including in 2006 when UK claimed its first SEC championship. After the historic regular season, the Wildcats hosted an NCAA Regional for the first time. Mingione worked extensively at UK with the likes of All-American Collin Cowgill and John Shelby III.

Mingione has a sterling reputation as a recruiter. Over the 11 seasons at Kentucky and Mississippi State for which recruiting rankings are final, he has helped land classes with an average ranking of 13th, including top-three classes in 2013-15. He also has an unmatched track record of player development, coaching 61 players selected in the MLB Draft, as well as 40 All-Americans and six conference players of the year. His first recruiting class at Kentucky was ranked in the Top 10 of all the major industry outlets.

“Nick Mingione has been preparing for this opportunity for the last 13 years and I absolutely know that he will make the most of it,” Cohen said. “He is one of the nation’s elite recruiters. He is a brilliant tactician of the game. His ability to prepare kids for success in the SEC is of the highest level.

“He will make himself an irreplaceable part of the Kentucky baseball community and his wife is one of the finest people I’ve ever met. You try and surround yourself with people who make you a better coach and a better person. Nick Mingione has been that kind of person for me and like a member of my family.”

NICK MINGIONE FILE

Personal

Wife: Christen
 Son: Reeves

Hometown

Tarrytown, N.Y.

Education

High School: Mariner (Cape Coral, Fla.)
 College: Embry-Riddle University (Aerospace Studies, 2000)

Playing Career

1996-2000: Embry-Riddle

Coaching Career

2001: Mariner (Fla.) High School, Assistant Coach
 2002: Florida Gulf Coast, Assistant Coach
 2003-05: Embry-Riddle, Assistant Coach
 2006-07: Kentucky, Assistant Coach
 2008: Western Carolina, Assistant Coach/Recruiting Coordinator
 2009-16: Mississippi State, Assistant Coach/Recruiting Coordinator
 2017-current: Kentucky, Head Coach



Before rejoining Cohen at MSU, Mingione spent a season at Western Carolina as assistant coach and recruiting coordinator. There, Mingione helped lead the Catamounts to top-40 national ranking in 11 different offensive categories.

Prior to his first stint at Kentucky, Mingione spent three years as an assistant coach at Embry-Riddle University, his alma mater. The Eagles appeared in the NAIA College World Series in each of those seasons, culminating in a runner-up finish in 2005. Mingione also coached at Florida Gulf Coast in 2002, helping lay the foundation for the program before its inaugural season in 2003. He began his coaching career in 2001 at Mariner High School, his alma mater.

Mingione – born in Tarrytown, N.Y., before growing up in Florida – graduated from Embry-Riddle in 2000 with a degree in aerospace studies, as well as a triple minor in business, psychology and humanities. He was also a four-year letterman on the school’s baseball team.

Away from coaching, Mingione travels often for both speaking engagements and mission trips. In 2013, he and six current and former members of the MSU program helped build houses and run baseball clinics for youth on the Bahamian island of Eleuthera. When he returned stateside, he was inducted into the “Be The Best You Are” Baseball Clinic Speaker Hall of Fame. Other past inductees include Ted Williams (2002), Ron Polk (2003), Leo Mazzone (2006) and Cohen (2008).

Mingione is married to the former Christen Reeves. The couple has one son, Reeves.

MINGIONE'S RECRUITING CLASS RANKINGS

Year	Rank
2006	No. 21
2007	No. 31
2009	No. 8
2010	No. 22
2011	No. 20
2012	No. 14
2013	No. 2
2014	No. 2
2015	No. 3
2017	No. 7

Student. Person. Player.

Coach Mingione is passionate about developing student-athletes in three areas: Student. Person. Player.

2017 NATIONAL AND SEC COACH OF THE YEAR

MINGIONE BY THE NUMBERS

- 219** - SEC Academic Honor Roll selections
- 61** - Players coached who have been selected in the Major League Baseball Draft
- 45** - All-Conference honors coached
- 40** - All-American honors coached
- 15** - Seasons as a college baseball coach
- 11** - Nationally-ranked recruiting classes (2006-07, 2009-17)
- 10** - NCAA Regionals (2003-06, 2011-14, 2016, 2017)
- 6** - Conference championships (2003-06, 2012, 2016)
- 6** - Conference Players of the Year coached (2004-06, 2012, 2016, 2017)
- 5** - College World Series (1999, 2003-05, 2013)
- 4** - SEC Scholar Athlete of the Year (2013, 2014, 2015, 2017)
- 2** - National Championship finalists (2005, 2013)
- 1** - National and SEC Coach of the Year (2017)



2017 ACCOMPLISHMENTS

- Kentucky's 43 wins on the season were the most since the 2012 team and the fourth most in school history.
- 43 wins were the most for a first-year Kentucky head coach.
- 19 SEC wins were the second most in school history, just one shy of the 2006 team's 20 victories in league play, in which Mingione was a UK assistant coach.
- 19 wins were the most SEC wins for a first-year Kentucky head coach.
- The Cats 17 wins were the second most vs. ranked teams in a single-season.
- Ranked in Top 10 of all final major Top 25 polls. Spent the final month of the season as a consensus Top 10 team.
- In SEC games the offense lead the SEC in 11 different categories.
- Had an .853 winning percentage at Cliff Hagan Stadium this season, tied for the highest winning percentage in a single season since the stadium opened in 1969.
- Team GPA above 3.2 in both fall (3.35) and spring (3.25) semesters.
- 30 of 35 players on roster were named Academic All-SEC.





IN MINGIONE'S OWN WORDS

On the University of Kentucky ...

"It was (2006), I had never been on the campus of the University of Kentucky. I moved up here from Daytona Beach, Fla. Everything I owned was in my vehicle. I left a great program at Embry-Riddle where I played and coached. I drove up on the campus, saw the most beautiful green grass I've ever seen, so much green grass. Saw the beautiful campus. Went and saw the field. It was at that moment that I thought to myself, I want to call this place home. There was no doubt in my mind that this was a place that you could win at. I'm just so excited to be back, to be the head baseball coach here because it was a dream of mine."

On the importance of family in his program ...

"Family is extremely important to me. We will have a family atmosphere in our baseball program. I need to be able look every parent and every recruit in the eye and they need to know how important family is to me because it is. Relationships are important to me. I want to have great relationships with everybody associated with the program. I do want to build. I will never forget being in Athens, Ga., in 2006, watching our guys dog pile and win the Southeastern Conference championship. I will never forget that. It's our goal, it's my goal, to make sure that happens again."

On creating a winning culture ...

"A winning culture is something that's really important to me. I want to create a culture where we will mention Omaha daily. I'm one of these people that needs to know when I show up every day, I need to have a plan. Our players need to understand. We will mention Omaha on a daily basis. We're trying to get to Omaha. If you get to Omaha, you have a chance to win a national championship."

"Another part of a winning culture is we have to create a winning environment. Our players have to show up every single day knowing they'll be challenged. Yes, it will be fun, but it won't be fun sometimes. They have to show up with a coachable spirit, have an attitude of learning, growing and improving every single day. Every single day they show up hoping we'll be able to create this environment, and we will create this environment."

On having accountability and a coachable spirit ...

"I think the greatest leaders recognize effort and reward performance. Our players every single day will have an opportunity to compete in front of our coaching staff and earn their playing time. It doesn't matter to me what you did a year ago. It doesn't matter to me what you did the day before. Every day is a new opportunity. And victory has to be earned every single day. We'll create our practices and we'll create an environment where our guys can do that."

"With that comes accountability. The same way I am accountable, we'll hold our guys to that accountability. We're going to ask our players to play with great, positive energy, to play with passion, and to play with brains and guts. You've got to have both. You've got to have brains and guts to succeed in this league, and we're going to ask our players to do that. We're going to ask our players not to have bad days. Going 0-for-4 with three strikeouts may not be a bad day. There's a lot of people around this world that are doing things and sacrificing their lives for our freedom. We're going to grow, learn and improve from it. There will be no bad days tolerated in our program."



THE MINGIONE EFFECT

In 15 seasons as a collegiate coach Mingione has produced a sparkling track record. Those teams have averaged 39 victories a year and advanced to the postseason 10 times with two national runner-up finishes.

KENTUCKY (HEAD COACH)

2017: 43-23 NCAA Super Regional

MISSISSIPPI STATE

2009: 25-29
 2010: 23-33
 2011: 38-25 NCAA Super Regional
 2012: 40-24 SEC Tourney champs; NCAA Regional
 2013: 51-20 College World Series
 2014: 39-24 NCAA Regional
 2015: 24-30
 2016: 44-18-1 SEC champs; NCAA Super Regional

WESTERN CAROLINA

2008: 29-28

KENTUCKY

2006: 44-17[^] SEC champs; NCAA Tourney
 2007: 34-19-1

EMBRY-RIDDLE

2003: 48-16 Sun Conf. champs; NAIA World Series
 2004: 53-11[^] Sun Conf. champs; NAIA Final Four
 2005: 53-10[^] Sun Conf. champs; NAIA runner-up

Total: 588-327-2 (.643)

[^]school record for wins at the time





ASSISTANT COACH ROLAND FANNING

SECOND SEASON AT UK



Roland Fanning, who has coached an All-America outfielder at all four of his coaching stops, including the 2016 NCAA batting champion, has won players and fans over with his unique personality and relentless work ethic.

It didn't take long for him to impress UK head coach Nick Mingione and settle into his role as the recruiting coordinator, amongst other responsibilities.

"Roland and I first met at an event in Colorado a few years ago," Mingione said. "I was really impressed with his energy and his ability to communicate. He is passionate about baseball, has an infectious personality and really cares about his players. He has had tremendous success in recruiting and developing players throughout his career.

"Everyone we spoke with about Roland could not say enough great things about him as a coach, but more important, about him as a person. He is a perfect fit to our coaching staff and what we are trying to accomplish at the University of Kentucky."

Fanning immediately made an impact on the recruiting trail for Kentucky, securing early commitments and signing a 2017 class rated No. 7 in the nation. All 16 freshmen who signed were high school All-Americans, eight were in the national Top 500 prospects and nine were in the national Top 100 at their position. Additionally, eight of the nine junior college prospects who signed with the Cats were ranked in the JUCO Top 150. Two were defensive players of the year, two were All-Americans, six played in the NJCAA World Series and six ranked in the top 20 nationally in at least one statistical category.

In his first season at Kentucky, Fanning guided sophomore Tristan Pompey to one of the most impressive all-around seasons in school history and helped senior Marcus Carson elevate from a .232 career hitter into a .303 one who became indispensable as the Cats' centerfielder.

Fanning came to UK from the University of Arkansas at Little Rock, where he coached the outfielders, bunting and baserunning and was the recruiting coordinator in the 2015 and '16 seasons. As recruiting coordinator, Fanning's work ethic made a startling impact. Inheriting a team that won only 16 games in his first season (2015) at Little Rock, Fanning and the Trojan staff hit the recruiting trail and revamped the roster. With 27 of the 33 players on the 2016 team in their first year at the school, Little Rock improved to 26 victories, including a school-record 17 Sun Belt Conference wins. The team's third-place finish in the regular-season standings was the highest ever since joining the SBC. Little Rock led the conference with a .302 team batting average and set a school record for fielding percentage at .975.

A prime example of Fanning's player development was the progress made by outfielder Little Rock's Ryan Scott. After batting .103 as a freshman and .191 as a sophomore, Scott jumped to a .328 mark as a junior, his first season with Fanning, before compiling a monster season as a senior.

Scott led the nation in 2016 with a .435 batting average, adding 12 home runs and driving in 66 runs. He set single-season school records for batting average, RBI, hits (94) and total bases (154). He was named first-team All-America by the American Baseball Coaches

Association, Louisville Slugger and HERO Sports. He also was chosen third-team All-America by three other organizations.

Scott was a finalist for the 2016 Gregg Olson Award, presented annually to college baseball's breakout player of the year. He was named a semifinalist for the Dick Howser Trophy as the national player of the year and was placed on USA Baseball's Golden Spikes Award Midseason Watch List. Scott also was the Sun Belt Conference Player of the Year, leading the league in seven offensive categories, in addition to his national accolades. He was a seventh-round choice by Boston in the Major League Draft, the second-highest selection in school history.

Prior to his time in Little Rock, Fanning spent the 2013-14 seasons at Oklahoma State, where he worked with the outfielders and bunting game while assisting in recruiting. The Cowboys had a pair of 40-win seasons and Top-25 national rankings in his time there.

The Cowboys went 41-19 in Fanning's first season, the most wins for OSU since 2008. The Cowboys' second-place finish in the Big 12 was its best in five seasons. OSU finished with a No. 21 national ranking.

The 2014 season was even better, as Oklahoma State went 48-18 and won the Big 12 regular-season championship for the first time in school history. The Cowboys won an NCAA Regional and hosted a Super Regional for the first time in school history before finishing with a final ranking of No. 10 in the nation.

OSU had two All-Americans and totaled 13 first- or second-team All-Big 12 selections during Fanning's two years with the team.



“Roland and I first met at an event in Colorado a few years ago. I was really impressed with his energy and his ability to communicate. He is passionate about baseball, has an infectious personality and really cares about his players. He has had tremendous success in recruiting and developing players throughout his career.

“Everyone we spoke with about Roland could not say enough great things about him as a coach, but more important, about him as a person. He’s a perfect fit to our coaching staff and what we are trying to accomplish at Kentucky.”

-- UK head coach Nick Mingione, on assistant Roland Fanning



In 2014, outfielder Zach Fish was a third-team All-America choice by the ABCA, Baseball America and Collegiate Baseball. He also was the Big 12 Player of the Year and was a first-team All-Big 12 pick in both of Fanning’s years at OSU.

Fanning coached at his alma mater, Southeastern Oklahoma State University, from 2008-12. Assisting with all facets of the program, Fanning helped SE Oklahoma deliver a 163-105 record and five straight winning seasons. Fanning’s term was highlighted by a 35-19 record in 2011, including a Lone Star Conference championship with a 23-10 league mark, and advanced to the Division II NCAA Tournament.

During his term at Southeastern, Fanning helped coach four first- and second-team All-America choices, 25 first- and second-team all-conference selections, a conference pitcher of the year and two major-league draft picks. Among the honorees was outfielder Justin Miller, who earned second-team All-America accolades in 2011 after hitting .433 with 11 home runs, 47 RBI and 26 stolen bases.

Originally from Coalgate, Okla., Fanning played at Carl Albert State College and Northern Oklahoma-Enid before finishing his career at Southeastern Oklahoma. Fanning and his wife, the former Beverly Hemphill, have a daughter, Emery Jo.

ROLAND FANNING FILE

Hometown

Coalgate, Okla.

Education

High School: Coalgate (Okla.)

College: Southeastern Oklahoma State (Recreation, 2005)

Playing Career

2002: Carl Albert State College

2003: Northern Oklahoma-Enid

2004-06: Southeastern Oklahoma State

Coaching Career

2008-12: Southeastern Oklahoma State, Assistant Coach

2013-14: Oklahoma State, Assistant Coach

2015-16: Arkansas at Little Rock, Assistant Coach and Recruiting Coordinator

2017-18: Kentucky, Assistant Coach/Recruiting Coordinator

ASSISTANT COACH JIM BELANGER

SECOND SEASON AT UK



Jim Belanger, who has developed record-setting pitchers and 14 major-league draft picks over the last five seasons, enters his second season guiding the Kentucky pitching staff.

Under his direction, the UK staff had a tremendous 2017 season, his first with the program. The Cats set single-season school records for most strikeouts, most innings pitched and lowest batting average against. Two pitchers earned All-America honors, one was a Freshman All-American, two were first-team All-SEC, including the program's first SEC Pitcher of the Year, and four were drafted in the first 11 rounds of the MLB Draft.

Belanger took a staff that lost all 30 conference starts from 2016 and reconstructed it into one of the league's best. Sean Hjelle transitioned from closer to Friday night starter, winning SEC Pitcher of the Year while going 7-1 with a 1.90 earned run average in conference games. His 11 total wins were the fourth-most in school history and he became just the 11th pitcher in school history to record more than 100 strikeouts in a season.

Closer Logan Salow found a mentor in Belanger, who slotted him into the role of rally extinguisher, which suited the senior left-hander perfectly. Salow tied a single-season school record with 12 saves and graduated second on the program's all-time saves list with 16. He struck out 73 in 55.1 innings, posted a 1.95 ERA and allowed opposing hitters to bat just .188 of him in 31 appearances.

It was exactly the type of difference head coach Nick Mingione hoped Belanger would make when he lured him away from Maryland.

"I wanted Coach Belanger at Kentucky for numerous reasons," Mingione said. "What stood out to me was how much family means to him, the fact he's won everywhere he's been and his track record of player development.

"He did a great job at Maryland, going to two super regionals the past three years, and he truly understands what it takes to win at a very high level. His player development has been second to none. What he's been able to do with players who went undrafted out of high school and how he's turned them into legitimate prospects and top draft picks is impressive. He is an outstanding communicator, with the perfect demeanor for a pitching coach.

Belanger developed one of the nation's best starting rotations in 2016, with Mike Shawarzyn, Taylor Bloom and Brian Shaffer combining for 20 wins, 11 complete games and 232 strikeouts with only 48 walks. The starting trio led a Terrapin staff that finished ninth in the country in fewest walks allowed per nine innings (2.59) and 17th in WHIP ratio (1.22).

Despite being only a junior, Shawarzyn set the Maryland career records for wins (30), innings pitched (307.1) and strikeouts (307). He was selected by the Boston Red Sox in the fifth round of the major-league draft earlier this month, extending Belanger's string of five straight years with a pitcher taken in the sixth round or higher.

In 2015, Shawarzyn had the best season by a pitcher in Maryland history. He went 13-2 with a 1.71 ERA and was named first-team All-America by the National Collegiate Baseball Writers Association, Perfect Game and Louisville Slugger. He set single-season school records for victories and strikeouts (138), leading the Big Ten in both categories. Nationally, he finished second in the country in wins, fifth in strikeouts and 17th in ERA. He went on to pitch for the 2015 USA Baseball Collegiate National Team.

Led by Shawarzyn, Belanger's staff had a great year in strikeouts in the 2015 campaign. Maryland led the Big Ten with a school-record 549 whiffs and ranked 15th nationally in strikeouts per nine innings (8.5). UM

had a team ERA of 3.32, helping lead the Terrapins to a school-record 42 wins and second-straight NCAA Regional championship.

In addition to grooming accomplished starters, Belanger also had remarkable relievers in the '15 season. Kevin Mooney became the best closer in school history with a UM career-record 33 saves. Redshirt freshman Ryan Selmer tied a school record for appearances with 31 en route to a 2.18 ERA. Eight of Maryland's nine returning pitchers lowered their ERAs from the 2014 season.

In 2014, Belanger guided a staff that ranked 12th nationally in strikeouts per game (8.1) and totaled a then-school record 500 strikeouts to help lead Maryland to its first 40-win season in school history and an NCAA Regional championship. The UM staff was led by Jake Stinnett, whose 132 strikeouts led the Atlantic Coast Conference and landed fifth nationally. He received All-ACC and All-Region honors.

In 2013, his first season at Maryland, Belanger's pitching staff had two of the top-15 pitchers in the ACC in Stinnett and Jimmy Reed. Stinnett had a 2.83 ERA and held opponents to a .204 batting average. Reed posted a 2.33 ERA and was a sixth-round draft selection by St. Louis. Mooney emerged as the team's closer and his nine saves were most ever by a Terp freshman.

Belanger went to Maryland after three seasons at Monmouth University. He helped develop Pat Light, who made his major-league debut with the Boston Red Sox this season. Light was the 2012 New Jersey Collegiate Baseball Association Pitcher of the Year and was a first-round pick by the Red Sox.

In 2011, Belanger's pitchers led the Hawks to 36 regular-season wins and the Northeast Conference regular-season title. Monmouth's 3.34 ERA led the NEC and ranked 37th nationally. Nick Meyers was the 2011 NEC Pitcher of the Year. Andrew McGee was the NEC Relief Pitcher of the Year and picked Louisville Slugger Freshman All-America.

A native of North Babylon, N.Y., Belanger pitched two years at Cecil Community College in North East, Md. He compiled a 17-4 record and 2.90 ERA.

Belanger went on to the University of Louisville, where he pitched in 2007-08 and helped the Cardinals advance to the 2007 College World Series.

Belanger's wife, Tiffany, is originally from Louisville. They have one son, Sutton.

JIM BELANGER FILE

Hometown: North Babylon, N.Y.

Education

High School: North Babylon (N.Y.)

College: University of Louisville (Sociology, 2009)

Playing Career

2005-06: Cecil Community College (North East, Md.)

2007-08: Louisville

Coaching Career

2009: Louisville - Student Coach

2010-12: Monmouth - Assistant Coach

2013: Maryland - Assistant Coach

2014-16: Maryland - Associate Head Coach

2017-18: Kentucky - Assistant Coach/Pitching Coordinator

BELANGER'S TRACK RECORD OF SUCCESS WITH PITCHERS IN MLB DRAFT

Year	Draft Picks	Round	Prior Draft Status
2017	Logan Salow	6	undrafted
2017	Zach Pop	7	undrafted
2017	Logan Logue	9	undrafted
2017	Justin Lewis	11	19th round (2014)
2016	Mike Shawaryn	5	32nd round (2013)
2016	Mike Rescigno	25	undrafted
2016	Robert Galligan	36	undrafted
2015	Alex Robinson	5	undrafted
2015	Jake Drossner	10	23rd round (2012)
2015	Kevin Mooney	15	undrafted
2015	Zach Morris	24	undrafted
2014	Jake Stinnett	2	29th round (2013)
2014	Ben Brewster	15	undrafted
2013	Jimmy Reed	6	21st round (2012)
2012	Pat Light	1	28th round (2009)



“What stood out to me was how much family means to him, the fact he’s won everywhere he’s been and his track record of player development... He is an outstanding communicator, with the perfect demeanor for a pitching coach.”

-- UK head coach Nick Mingione, on assistant Jim Belanger



ASSISTANT COACH TODD GUILLIAMS

SECOND SEASON AT UK



Todd Guilliams, who has an extensive history of coaching outstanding hitters during his career, again worked his magic in his first season at Kentucky, as the Wildcats led the Southeastern Conference in 10 offensive statistical categories in 2017.

The Cats were a devastating offensive club under Guilliams' direction, registering the most hits in a single-season (706) in UK history and ranking near the top of the single-season charts in numerous other categories. The offense also ranked in the top 12 nationally in doubles (2nd), hits (4th), on-base percentage (4th), runs (7th), hit by pitches (8th), walks (10th), sacrifice bunts (10th), slugging percentage (11th) and batting average (12th). The team went from 12th in the SEC in runs scored in league games to first, scoring 74 more runs in 2017 than 2016.

As the offense hummed along, every player in UK's everyday lineup had career years. Riley Mahan, Tristan Pompey and Evan White each were named All-Americans and were voted first- or second-team All-SEC. Catcher Troy Squires also earned second-team All-SEC, while Zach Reks hit .352 for the season. Mahan, Pompey and White all ranked among the nation's elite hitters, with Pompey ranking second in hits and fifth in runs nationally.

White became just the fifth UK player selected in the first round of the MLB Draft – no. 17 overall by the Seattle Mariners – and Mahan was taken in the third round – no. 89 overall by Miami – to give the Cats two picks in the top 100 selections.

“Coach Guilliams has coached at the collegiate level for 28 seasons and has been a part of every facet of baseball – coaching catchers, infielders, outfielders, hitters and calling pitches,” UK head coach Nick Mingione said. “His overall wealth of knowledge will be invaluable.

“I've known Coach Guilliams since he began recruiting me in 1995. He's a faithful man, a family man. He's been a winner everywhere he's been, he's a developer of players and, even more important, a developer of men. Coach Guilliams has an unmatched track record of developing people as well as players.”

Guilliams and Mingione first became associated at Embry-Riddle University, where Guilliams coached during Mingione's playing days.

Guilliams came to Kentucky after one season at Western Carolina, where he was the hitting coach and ran the offense, in addition to coaching the catchers. In 2016, the WCU offense ranked in the nation's top 25 teams in batting average (.304, 24th in the nation), runs scored (453 runs, 18th) and home runs (72 HR, 9th).

Individually, first baseman Matt Smith hit .388 with 10 home runs and 55 RBI while being named second-team All-Atlantic Region by the American Baseball Coaches Association. Outfielder Bryson Bowman hit .326 with 19 homers and 60 RBI and was selected third-team All-America by the National Collegiate Baseball Writers Association and second-team All-Atlantic Region.

Guilliams went to WCU from Valdosta State, where he was part of more than 250 wins, three NCAA regional appearances and two Gulf South Conference championships during his eight seasons there (2008-15).

During his time at Valdosta State, Guilliams was the team's hitting coach, worked with the catchers and was VSU's Coordinator of Academic Services. He also shared recruiting duties with his brother, head coach Greg Guilliams.

Valdosta State posted a pair of 43-win seasons during Guilliams' time on staff, doing so in 2009 and 2010. In addition to those two seasons, the Blazers also made the NCAA Tournament in 2013 after their second GSC title.

One of the banner seasons for Guilliams came in 2009 as the team led the nation with a school-record 113 home runs -- the fourth-most in NCAA Division II history. The Blazers finished eighth nationally with 578 runs scored and were 11th with a .561 slugging percentage. As a squad, Guilliams guided the Valdosta State batters to a .332 batting average, the highest mark by the Blazers since 1986. Guilliams' approach of plate discipline was also manifested as VSU drew 276 walks on the year, ninth-best in the nation. Overall, the 2009 Valdosta State squad ranked in the top 50, out of 228 schools, in 14 of the 15 offensive categories tracked by the NCAA.

Guilliams' ability to teach the offensive side of the ball also was evident in the personal performance of a pair of Blazers, Brandon Decker and Chase Blackwood, who hit 22 home runs on the year, falling just one short of the school record. Four additional Blazers hit double-digit home runs, giving the 2009 squad a school-record six to accomplish the feat in a single season, while Decker and Matt Costello both hit over .400 on the year.

Guilliams' attack followed up with one of the best offenses in the nation in 2010. The VSU hitters ranked among the top 10 teams in the nation in three different categories -- finishing eighth in runs with 555, seventh in hits with 717 and second in hit by pitch with 119. The Blazers batted a school-record .351 while scoring 9.3 runs per game, the 14th highest total in the nation.

Prior to making the move to Valdosta, Guilliams and his brother built a powerhouse at Embry-Riddle University, an NAIA institution in Daytona Beach, Fla. Together they won 622 games, against just 228 losses, in 15 years at the school and made six NAIA World Series appearances. Todd served as the hitting, catching and outfield instructor for the program, which produced 44 NAIA All-America selections. He was also responsible for calling pitches and serving as the program's strength and conditioning coach while filling the role as Embry-Riddle's athletic fields manager for the school's baseball, track and field and soccer complex. Additionally, he spent time as the school's sports information director as well as the academic enhancement coordinator.

All totaled, Guilliams has a 1,108-524 record (.680) in 29 years as a

TODD GUILLIAMS FILE

Hometown: Newark, Ohio

Education

High School: Newark (Ohio)

College: Eastern Kentucky University (Sport Supervision, 1988; Masters in Physical Education, 1990)

Playing Career

1985-86: Ohio State University

1987-88: Eastern Kentucky

Coaching Career

1989-91: Eastern Kentucky

1992-99: Embry-Riddle - Assistant Coach; Strength & Conditioning Coach; Athletic Fields Manager

2000: Dallas Baptist - Assistant Coach

2001-07: Embry-Riddle - Assistant Coach

2008-15: Valdosta State - Assistant Coach; Coordinator of Academic Services

2016: Western Carolina - Assistant Coach

2017-18: Kentucky - Assistant Coach



collegiate assistant coach. He has been a part of championships at all five schools he coached – Eastern Kentucky (1989), Embry-Riddle (1995, '96, '99, 2002-06), Dallas Baptist (2000), Valdosta State (2008, '10 and '13) and Western Carolina (2016). He was able to spend 23 of those seasons coaching alongside his brother, Greg, between both Valdosta State and Embry-Riddle.

A 1988 graduate of Eastern Kentucky, earning a degree in sport supervision, Guilliams was an Ohio Valley Conference Scholar-Athlete and twice won the Turkey Hughes Scholarship. He was the Colonels' team captain in 1988 while earning Dean's List recognition. He went on to earn his master's degree in physical education in 1990 while serving as an assistant at his alma mater.

Off the field, Guilliams authored a book entitled High-Scoring Baseball: The Complete Guide to Run Production. He has also been a featured speaker numerous times, including at the ABCA national convention and, most recently, at the Best Ever Coaches Clinic in Toronto in January, 2016.

Todd and his wife, the former Julie Dudgeon, are originally from Newark, Ohio. They have three children - Casey, Grace and Wyatt.



2017 KENTUCKY OFFENSIVE RANKS

Category	National Rank	SEC Rank
Doubles	2nd (148)	1st
Hits	4th (706)*	1st
On-Base Pct.	4th (.416)	1st
Runs	7th (484)	1st
Hit By Pitches	8th (92)	2nd
Walks	10th (310)	2nd
Sacrifice Bunts	10th (57)	1st
Slugging Pct.	11th (.489)	1st
Batting Average	12th (.316)	1st
Scoring	19th (7.3 runs/gm)	1st
Home Runs	21st (73)	2nd

*UK single-season school record

“Special’ is the word when talking about Todd Guilliams. He’s a special person, a special spirit, a baseball man, a family man. He’s an impact-maker. While I’m coaching today, I still think of what I got taught from Coach Guilliams. I know UK got better with Todd coming on board.”
 – Kenny Holmber, Roving Minor League Infield Coordinator, Texas Rangers

“Todd is a man I truly respect with all my heart. He is one of the best minds in college baseball. He’s an innovator, his mind is light years ahead of most people. He’s an out-of-the-box thinker. The measuring sticks for success are something he takes to another level. He’s developed predictors of success and formulas that are innovative. There are people in the big leagues who use his system. Todd is about championship performance and he will hold (players) to a standard in a very positive way. I hate to lose him. I believe he’ll have a national impact at Kentucky.”
 – Western Carolina head coach Bobby Moranda

“Coach Guilliams is the best hitting coach I’ve ever had. He stays true to what he believes. He trains your swing and is always there. He wants the best for you and works hard to make everybody on the team the best he can be. He’s hard on you in a good way, but if you trust what he does, good things will happen.” -- Bryson Bowman, 2016 third-team All-American at Western Carolina who hit 19 home runs last season



MITCH BARNHART, DIRECTOR OF ATHLETICS



Singularly committed to the development of Wildcat students and to building the department he leads into one of the nation's elite, Mitch Barnhart is in his 16th year as University of Kentucky athletics director.

Named NCAA Division I Athletics Director of the Year by his peers in 2015, Barnhart has cast a bold vision for UK Athletics and continually raised the bar as the department has progressed under his guidance. Most recently, UK completed a 2016-17 school year in which the department came in 10th in Directors' Cup standings with 21 of 22 teams contributing to the school-record finish, more than 100 students graduating and the department registering its ninth and 10th straight semesters with a grade-point average of better than 3.0.

UK is currently in pursuit of Barnhart's Elite 1-3-5 initiative, which directs UK Athletics to reach unprecedented heights once more. The aim is for each UK team to be No. 1 by winning a conference or national championship, sustain a department-wide 3.0 GPA and rank in the top five of the Directors' Cup standings by 2022. It's an ambitious undertaking, but UK students, coaches and staff have proven themselves capable of unmatched achievement.

The 2014-15 season marked the successful completion of the 15 by 15 by 15 Plan, which was set forth by Barnhart in 2008. The 15 by 15 by 15 Plan called on UK Athletics to rank among the nation's top 15 athletics programs and win 15 conference or national championships by 2015. At the same time, Barnhart set goals of a 3.0 composite grade-point average for Wildcat students and an even greater commitment to community service.

The academic goal was first achieved in the spring semester of 2010, with grades hitting a peak in spring 2014 with a school-record 3.218 composite GPA. Community service has risen to more than 4,000 hours annually and includes outreach to the Lexington area, the Commonwealth of Kentucky and as far away as Ethiopia and the Dominican Republic.

The Directors' Cup objective was reached a year early when UK checked in at a school-record No. 11 in the 2013-14 national all-sports standings. Kentucky has a current streak of seven straight top-30 finishes in the Directors' Cup, including six of the top seven rankings in school history.

The final goal was reached when UK men's basketball claimed the 2015 SEC Tournament title, the 15th championship won by Wildcat athletes since 2008. UK has won three more championships since. In addition to being one of four NCAA Division I Athletics Directors of the Year in 2015, Barnhart also was one of four finalists for the Athletics Director of the Year as chosen by the SportsBusiness Journal and he received the Sports Business Award from the Bluegrass Sports Commission that year.

In addition to attaining the 15 by 15 by 15 Plan, championship performance also has been reached in other levels of measurement. In Barnhart's term at UK, the Wildcats have won SEC titles for the first time in baseball, men's golf and women's tennis. More league crowns have been won by teams that hadn't done so in

decades. National championships have been claimed in men's basketball and, for the first time, in rifle.

With team success growing, individual accolades have naturally followed. Since 2013, at least one Wildcat has won all four of the SEC's top individual awards – the Roy Kramer Athlete of the Year, Boyd McWhorter Scholar-Athlete of the Year, Brad Davis Community Service Leader of the Year and the SEC Sportsmanship Award. UK, Texas A&M and Georgia are the only three league schools that can make that claim.

The impact of Barnhart is recognized by the award-winning Cats. In her acceptance speech for the SEC Community Service Leader Award, golfer Megan Moir acknowledged the inspiration provided by the UK athletics director.

"I would like to thank Mr. Barnhart for the opportunity and the privilege of being a student-athlete at the University of Kentucky," Moir said. "I have so much respect for you and you have shown me what it means to be a true servant-leader. You are a man of high integrity and character and I have grown so much watching your leadership permeate throughout the entire athletics department. I think it is unique to find an athletics director like Mr. Barnhart – he can personally name each student-athlete and really takes the time to get to know us. It was not uncommon for Mr. Barnhart to stop and ask me about my family or for us to spend time talking about projects in the community we are involved in."

UK Athletics has also had an athlete win the Elite 90 (previously Elite 89) award in each of the last five years after Danielle Galyer won it in swimming and diving for the second straight season in 2016-17. Previous UK winners include Chelsea Oswald (track and field, 2012-13), Sam Malone (men's basketball, 2013-14) and Aldila Sutjiadi (women's tennis, 2014-15 & 2015-16). Joining them in receiving prestigious national recognition is Paul Sime (men's soccer), named the Arthur Ashe Jr. Male Sports Scholar of the Year in 2017.

The groundwork for recent successes has been steadily laid since Barnhart's arrival, beginning by Barnhart began by providing funds for full coaching staffs and scholarship allotments for all 22 UK sports.

Staying true to his pledge to provide resources to match expectations, Barnhart has strategically invested in improvements to UK Athletics' facilities. Investments in new construction and renovation to facilities total more than \$300 million and include the Joe Craft Center; new stadiums for track and field, softball and soccer; the UK Golf House; and the Wildcat Coal Lodge dormitory. The home of Kentucky football, Kroger Field, underwent a \$126 million renovation completed in 2015 and the \$45 million Joe Craft Football Training Facility opened a year later, complete with an expansion of the Center for Academic and Tutorial Services. A new \$49 million baseball stadium is set to open in fall of 2018 and work began on a new men's basketball locker room began in spring of 2017. Next on the docket is a new indoor tennis facility.

Additional milestones have occurred under Barnhart's guidance. UK athletes have set records for graduation rates and maintained a perfect mark in the 13-year history of the NCAA Academic Progress Rate.

Even with the department's growth and the increasingly competitive nature of college sports, UK Athletics has remained financially self-sufficient under Barnhart's management, operating with a balanced budget and with the help of no state or University funds. Seeing pressing facility needs on campus as well, Barnhart has made a \$65 million commitment for athletics to fund nearly two-thirds of the new Don & Cathy Jacobs Science Building on campus. He also directs an annual \$1.7-million contribution to the University's scholarship program. Millions more dollars from the athletics budget stay on campus each year through athletic scholarship payments, administrative support payments, merchandise royalties and other avenues.

Barnhart's leadership extends to the national level. Already having served on numerous committees and boards for the NCAA and the National Association of Collegiate Directors of Athletics (NACDA), Barnhart

completed his first year as a member of the NCAA Division I Men's Basketball Committee in 2017, which brings responsibility for selecting, seeding and bracketing teams, along with administration of the NCAA's highest-profile event.

With his extensive previous experience on the NCAA Division I Council, as chair of the NCAA Competition Oversight Committee and as a member of the NCAA Division I Baseball Committee, in addition to several other leadership groups, Barnhart has proven himself well suited for the task.

On a league level, Barnhart – the longest-tenured athletics director in the conference – has been active in SEC projects. Of recent note is his work with the SEC Compliance Committee and the SEC Network Content Committee, which helped the highly successful launch of the largest new cable channel in television history.

Barnhart's legacy at UK includes helping develop administrators who have gone on to become athletics directors at nationally prominent universities, including Greg Byrne of Alabama, Mark Coyle at Minnesota, Rob Mullens at Oregon, Scott Stricklin at Florida and John Cohen at Mississippi State.

Barnhart arrived at UK from Oregon State, where he served four successful years (1998-2002) as athletics director. Before OSU, he worked in athletics administration posts at Tennessee (1986-98), Southern Methodist University (1983-86), Oregon (1983) and San Diego State (1982-83).

Barnhart is a native of Kansas City, Kan. He earned his bachelor's degree from Ottawa University (Kansas) in 1981 and a master's in sports administration from Ohio University.

In addition to the extraordinary achievements of his work world, reaching new heights is also a theme of his personal life. An avid mountain climber, Barnhart has scaled Mount Kilimanjaro, the highest mountain in Africa, along with two of the most challenging peaks in the United States, Mount Rainier in Washington and the Grand Tetons in Wyoming. Impactful in community service, Barnhart has taken part in mission trips and was on the national advisory board of K-Love Radio.


Barnhart and his wife, Connie, also actively serve and support the Christian Student Fellowship and the Fellowship of Christian Athletes on campus in an effort to minister to young people. The Barnharts have three children, Blaire, Scott, and Kirby Willoughby; Kirby's husband, McKenzie, and grandsons, Cooper and Reece.



Mitch Barnhart has led UK Athletics to seven consecutive top-30 finishes in the Directors' Cup national all-sports standings.



UK BASEBALL SUPPORT STAFF



KEVIN SAAL

Senior Associate AD/Operations

Kevin Saal is in his 10th year with the Kentucky staff after joining the Wildcats in February 2007, and is in his third year as senior associate athletics director for operations serving as administrative oversight for event management, game operations, facilities, sports turf, championships, men's soccer and baseball. In addition to his day-to-day operational responsibilities, Saal also supports capital projects planning, creation and execution of revenue generation initiatives and post-season championships travel.

Prior to the 2013 season, Saal assumed the role as sport administrator for the baseball program, working directly with UK's coaches, student-athletes and support staff in the areas of compliance, academics, resource management, recruiting & the student-athlete experience.


Saal came to Kentucky after a two-year stint at the University of Missouri-Kansas City, as Director of Operations, overseeing event management, facilities and the athletic ticket office, in addition to leading annual ticket sales and supporting fundraising efforts.

From 2000-2005, Saal served in the event management office at Kansas State University. In this role, he coordinated the day-to-day operations of athletics facilities and event management for all athletic and non-athletic events to include creation of a 200-member event staff, facility scheduling and budget management.

While at Kansas State, Saal directly administered numerous Big 12 and NCAA Championship Events. Additionally, Saal coordinated planning and management of all travel logistics for the Kansas State Football program. Prior to his event management responsibilities at Kansas State, Saal served for one year as the rowing and golf administrative assistant, responsible for day-to-day office operations, preparation & administration of multiple sport budgets, NCAA compliance monitoring, recruiting and all aspects of team travel.

Saal graduated from the University of Kansas with a master's degree in education and sports administration in 2000. After a successful one-year stint with the University of Arkansas swimming and diving program, he received his undergraduate degree from Texas Christian University in 1999, where he was a three-year letter winner and NCAA participant on the Horned Frog swimming and diving squad.

Saal and his wife, Jennifer, have two sons, Jacob and Alex.



RYAN DeVRIENDT

Head Strength & Conditioning Coach

Ryan J. DeVriendt is in his 10th season as the head strength and conditioning coach for the University of Kentucky baseball team, but is no stranger to the University of Kentucky Athletics family having worked for UK since

2007.

A native of Sherrard, Ill., DeVriendt began his career with UK after earning his BS degree in Exercise Science/Health Promotion at Central College in Pella, Iowa. He wrestled at Central for four years and also interned in the weight room for four years. In addition, he worked at Illinois State University and North Dakota State University in the summer months.

DeVriendt was promoted to head strength and conditioning coach for UK baseball after serving as an assistant for football in 2009. DeVriendt leads the team in its lifting, speed, agility and conditioning training, teaching proper running and lifting mechanics. DeVriendt also has been instrumental in aiding and implementing strength and conditioning techniques for the softball and gymnastics programs at UK.

Before being promoted, DeVriendt was an intern in the UK strength and conditioning office. From 2007 to 2009, DeVriendt worked closely with both the nationally ranked football and baseball teams at UK.

DeVriendt, his wife, Sarah, and their sons, Colton and Canaan, reside in Georgetown, Ky.



CAMERON LANGFELS

Director of Baseball Operations

Cameron Langfels is in his first season as Kentucky Baseball's Director of Operations.

Langfels is a vital part of the staff, helping direct all aspects of the nationally-ranked program. He coordinates all team travel plans, manages the budget, assists in arranging recruiting visits, planning and operating special events, running the program's offices and handling all the day-to-day activities for the staff and players.

Langfels is a Lexington native who played baseball at nearby Eastern Kentucky University as a pitcher. He has served as an instructor at the Lexington Baseball School and coached at Tates Creek High School in Lexington. He graduated from ECU with a degree in Sport Science with a specialization in Sport Management. He is expected to receive his M.A. in Kinesiology and Health Promotions in Spring 2018.

He joined the UK Athletics Department in August 2016 as a graduate assistant for Event Management & Championships, working with Baseball, Football, Men's Soccer, Swimming & Diving and Track & Field on game day operations, catering and hospitality, staffing and scheduling.



REECE WALLACE

Head Equipment Manager

Reece Wallace came to Kentucky in August of 2015, in his current role he oversees all equipment needs for the Wildcat baseball, men's tennis, and women's tennis programs.

Wallace spent his previous four years at Wake Forest University in Winston-Salem, N.C., where he spent time in three different roles, including overseeing all equipment needs for the Demon Deacon baseball and football programs, as well as supervising the student manager program of over 50 members.

A native of Fort Wayne, Ind., Wallace attended Purdue University, where in 2011 he graduated Magna Cum Laude earning a bachelor's degree in philosophy, with a focus in sports management. While at Purdue, Wallace served as a student team manager for the Boilermaker football program and was promoted to head manager as a senior.

Upon graduation, Wallace worked as a seasonal intern with the Indianapolis Colts during the 2011 NFL season. During his time in Indianapolis, Wallace oversaw the daily laundry duties as well as working for special teams during practices.

Wallace is currently a member of the Athletic Equipment Managers Association (AEMA) and obtained certification in June of 2012.

He is married to Katie, who is an Infectious Diseases Clinical Pharmacist at UK.



UK BASEBALL SUPPORT STAFF



BRYAN WELLS

Athletic Trainer


Bryan Wells is in his third season as the head athletic trainer for the Kentucky baseball program.

A native of St Petersburg, Fla., Bryan graduated with a B.S. degree in athletic training from the University of South Florida in Tampa, Fla. and earned his master's degree in health administration from Columbus State University in Columbus, Ga.

Bryan comes to Kentucky from Lander University in Greenwood, S.C., where he served as the head athletic trainer and insurance coordinator for their men's soccer and baseball programs for six years, as well as serving as a clinical instructor and lecturer in Lander's athletic training education program.

Bryan also has completed professional internships with the San Francisco Giants and Toronto Blue Jays organizations, as well as an NFL internship with the Philadelphia Eagles. He is certified by the National Athletic Trainers Association certified in CPR/AED and first aid.

Bryan and his wife, Lauren, live in Lexington and welcomed their daughter, Delaney Kate, in January 2017.



ANGEL LAZÚ

Graduate Assistant - Athletic Trainer

Angel Lazú is in his second season as a graduate assistant athletic trainer for the Kentucky baseball program. Angel works daily with Kentucky's student-athletes in assessment, prevention and rehabilitation.

Lazú joined the Kentucky program after earning his undergraduate degree at Penn State University in State College, Pa., where he worked as a student athletic trainer. He worked directly with Penn State's football, baseball, softball, field hockey, and track programs.

He also worked with the National Football League's Chicago Bears as an athletic training intern during the summer of 2015. During his time with Kentucky baseball, Angel is working on his master of science in athletic training.

He also worked with the National Football League's Chicago Bears as an athletic training intern during the summer of 2015. During his time with Kentucky baseball, Angel is working on his master of science in athletic training.



PHIL DePASE

Video Coordinator

Phil DePase came to Kentucky in August 2016 from the University of Maryland. In his current role he manages the team's video analysis software and handles day-to-day video needs.

A native of Elkton, Md., DePase attended the University of Maryland, where in 2016 he graduated with a bachelor's degree in mathematics. While at Maryland, DePase was a student manager for the Maryland baseball program, earning the athletic department's Jack Heise Manager of the Year award his senior year.

Upon graduation, DePase was the Director of Baseball Operations at Cecil College in North East, Md., where he oversaw and coordinated the day-to-day needs and operations of the program. Prior to that, DePase interned at Ripken Baseball in Aberdeen, Md. as a baseball operations intern for their youth programs.



KEIRCE KIMBEL

Graduate Student Manager

Keirce Kimbel joins Kentucky Baseball for his first season as a graduate student manager while attending UK graduate school for Sport Leadership.

Originally from Franklin, Tennessee, Kimbel recently completed his playing career as a right-handed pitcher. He began at Columbia State Community College in 2013 and helped the team advance to the 2014 JUCO World Series.

After two years at Columbia State, Kimbel transferred to Austin Peay State University for the 2015 and 2016 seasons. He graduated from Austin Peay in 2016 with a degree in Agriculture Business and began graduate school for Business Management while serving as a student assistant for the team. Last season, his primary function on the staff was as bullpen coach.

Spent the 2017 summer as head coach for the Hoptown Hoppers of the Summer Collegiate Ohio Valley League, guiding the collegiate summer team to a 28-19 record and second-place finish in its league.

UK BASEBALL SUPPORT STAFF



MATT MAY

Assistant Media Relations Director

Matt May is in his second season as the assistant director of media relations at Kentucky. His primary role is the contact for the baseball program, while also serving as the secondary contact for the Kentucky football team.

As the baseball contact, May coordinates all aspects of the team's media, including interview requests, writing and editing the season media guide, game notes and press releases. He also coordinates and maintains the program's social media presence and works closely with UK Athletics' Creative Services Department on all graphics needs. On game day, he serves as the media coordinator and official scorer for home games.

May graduated in May 2000 from the University of Kentucky with a degree in journalism. After a stint as the scorecard editor with the Louisville (Ky.) Courier-Journal, he joined The Cats' Pause in Oct. 2001 as the primary reporter covering UK athletics, including the football, men's basketball and baseball.

In August 2013, May joined the Keeneland Association as the Thoroughbred racing and sales company's media relations manager, where he helped coordinate media credentials requests for its fall and spring race meets and three annual Thoroughbred sales, and write and distribute press releases and media guide. For the 2015 Breeders' Cup World Championships, he served as on-site coordinator of more than 900 domestic and international media credential requests.

May and his wife, Carmen, live in Lexington with their son, Max.



BRANDON KOLDITZ

Director of Creative Services

Brandon Kolditz is in his third year as the director of creative services for the Kentucky athletics department, working directly with the UK baseball program.


Kolditz joined the Kentucky staff in 2015 after nine years as the assistant athletics communications director/graphic designer at the University of Memphis.

Kolditz's responsibilities at Memphis included overseeing the design and development of the university's athletic publications and digital graphics.

A native of Sugar City, Idaho, Kolditz graduated in 2004 from Brigham Young University with a bachelor's degree in public relations. At BYU, he spent a year as an intern in the sports information office working with the baseball team. Kolditz also served a year as the associate sports editor for the university's award winning daily student newspaper, The Daily Universe. He earned his master's degree from Memphis in 2005 in sport and leisure commerce and spent two years working as a graduate student in the Memphis Athletics Communications office.

Kolditz is a member of CoSIDA and the National Association of Photoshop Professionals (NAPP). He served as an adjunct instructor in the Health and Sciences College of Education for five years at Memphis and taught a course on computer applications in sport and leisure as well as an advanced graduate course.

He and his wife, Tamara, have three children, Shelby, Noah and Maddux.



GREG HERBERT

Assistant Director of Marketing

Greg Herbert is in his fifth season at Kentucky, serving two seasons as a graduate assistant (2013-15) before joining the full-time marketing staff as the Assistant Director of Marketing in March of 2015. In addition to baseball,

Herbert also oversees all marketing initiatives for UK men's soccer and serves as the game presentation stage director for Kentucky's tradition-rich men's basketball program, as well as Kentucky's football program.

As the marketing contact, Herbert is tasked with directing all in-game entertainment at Cliff Hagan Stadium, creating the promotional schedule, including theme nights and giveaways, maintains and grows the Kentucky baseball brand, works with local youth baseball leagues to bring youth teams to ball games as members of the Cliff Crew in addition to working to bring other local groups to The Cliff.

A native of Stow, Ohio, Herbert earned his bachelor's degree in marketing from Miami University in 2012, before collecting his masters in sports leadership in 2015. Prior to joining the Kentucky staff, Herbert worked in Minor League Baseball as a group-outing coordinator for the New Orleans Zephyrs (Triple-A affiliate of the Miami Marlins). Herbert has also made stops with MiLB's Mahoning Valley Scrappers (Single-A short season affiliate of the Cleveland Indians) and as an athletics marketing & sales intern while pursuing his undergraduate degree at Miami (OH).

Greg is engaged to Bailee Oliver, a nurse at UK Hospital's Pediatric Intensive Care Unit from Lawrenceburg, Ky. They are set to be married on July 7 in Lexington following the conclusion of the 2018 baseball season.



BRYAN MINROVIC

Ticket Operations Coordinator

Bryan Minrovic is in his seventh season as the ticket operations coordinator at Kentucky, working directly with the baseball program in all of its ticketing needs.

A native of Akron, Ohio, Minrovic has worked with UK athletics since serving as an intern for a season, starting with the 2011 summer. He oversees all ticket operations for UK baseball and men's soccer.

He has been charged with managing postseason ticket responsibilities for baseball and men's soccer, in addition to UK's events as a NCAA host site. Minrovic, who has managed the SEC Tournament ticket distribution at baseball since 2012, also oversees all scanning and gate entry at Commonwealth Stadium, assisting with gameday sales and will call with both football and men's basketball.

In addition, Minrovic is charged with overseeing all aspects of the student ticket distribution and lotteries with Emily Dent, the assistant director of ticket operations.

Minrovic served as the marketing intern at Kent State in 2010.

A 2011 graduate of Ohio University, where he earned Cum Laude and Dean's List honors from the College of Business while completing his degree in Sport Management and Business. He served as a ticket supervisor intern for a year, working directly in ticket sales for football and men's basketball. He has been dedicated in furthering his education, attending a trio of Collegiate Ticketing Conference's presented by Ticketmaster, the 2011 OHIO Sports Sales Academy, and the 2011 Cleveland Cavaliers Sales Training Workshop. In 2014, he attended the Ticketmaster/Archtics Cincinnati Client Learning Lab.

Minrovic, who is working towards his MBA from Morehead State, is married to UK alumnus Anna Kohlhase and resides in Shelbyville, Ky..



UK BASEBALL SUPPORT STAFF



SCOTT GEISINGER

Event Manager

Scott Geisinger is in his fifth year as the event manager for the Kentucky baseball program, after serving as the assistant event manager for the 2013 season.

Geisinger also serves in the same role for UK's men's soccer, cross country, indoor/outdoor track & field programs and external athletics events, serving as the assistant event manager for UK's football and men's basketball programs.

Geisinger joined the UK full-time staff after a successful year with UK as its graduate assistant for event management in 2012-13. As the GA in the event management office, Geisinger was charged with UK's rifle and swimming and diving programs. He also assisted in the game management duties for football, women's basketball, track and field and baseball.

During his time at Kentucky, Geisinger has directed several notable events including the 2017 NCAA Baseball Regional, 2017 NCAA Track and Field East Regional, 2015 SEC Indoor Track & Field Championships, and the 2014 & 2015 NCAA Men's Soccer First Round Tournaments and 2014 SEC Outdoor Track & Field Championships. He's also assistant directed the 2016 NCAA Men's Soccer Second Round, 2013 NCAA Softball Lexington Regional, the 2013 SEC Softball Tournament, the 2012 NCAA Volleyball first and second rounds, the 2012 NCAA Men's and 2012 and 2013 Women's Soccer First Round Tournaments.

He joined the UK staff as a volunteer intern in the event management office in February of 2012, assisting with game operations during the spring semester, working directly with UK's hosting of the SEC Indoor Track and Field Championships and UK's record-setting 2012 baseball season. Before working with UK, Geisinger worked in the ticket office for the Lexington Legends, a minor league affiliate of the Kansas City Royals.

Geisinger earned his bachelor of arts in arts and sciences with a specialization in economics and sociology. He earned his master's degree in kinesiology and health promotions, specializing in sports leadership in 2013. He ran track at UK from 2005-09, competing in middle-distance and was a four-year letterwinner.



JOHN T. SHELBY

Student Assistant Coach

Former Kentucky baseball star John T. Shelby, who was an integral part of the 2006 Southeastern Conference championship team, has rejoined the program as a student assistant coach while he completes course work to earn his undergraduate degree in communications.

Shelby, an infielder from Lexington, enjoyed a stellar three-year career with the Cats from 2004-06. As the club's second baseman, Shelby pushed the Cats to a then-record 44 wins in 2006, including a 20-10 mark in SEC play that earned the only league championship in school history and the program's first opportunity to host an NCAA Regional. UK head coach Nick Mingione was an assistant coach for the team that season and forged a relationship with Shelby.

Shelby earned 2006 Second-Team All-SEC and ABCA All-South Region team honors after hitting .291 with 18 home runs, a team-leading 12 stolen bases and OPS of 1.017. The home runs are the 12th most in a single-season in UK history.

In 2005, Shelby was the Cats' top offensive player, leading the team in hits (77), home runs (10), RBI (52) and stolen bases (23). On the program's career lists, Shelby ranks eighth in triples (seven), ninth in stolen bases (42) and 12th in home runs (33).

The versatile Shelby spent six seasons in professional baseball after being selected by the Chicago White Sox in the fifth round of the 2006 MLB Draft. He reached Triple-A with the Tampa Bay organization before spending three years as a professional scout for the Milwaukee Brewers.

Shelby lives in Lexington with his wife, Tricia, and young children - son, Jaxon, and daughter, Teegan.



DARREN HEADRICK

Voice of Kentucky Baseball

Darren Headrick, who has spent over a decade announcing collegiate and professional sports including being named a Baseball America Best MLB Broadcaster Prospect honoree in 2015, is in his first season as the voice of Kentucky women's basketball and baseball.

Headrick comes to Kentucky after spending the past few years as the TV and radio play-by-play announcer for the Scranton/Wilkes-Barre RailRiders, which is the Triple-A affiliate of the New York Yankees. With the RailRiders, Headrick called all 144 games on television and radio while also hosting the pregame and postgame shows, handling the team's social media accounts, writing content for the team's annual media game and coordinating the team's weekly media relations duties.

The native of Maryville, Tenn., has also spent the past few seasons calling University of Tennessee basketball, baseball, softball and soccer games on the SEC Network+ and has worked with Friday Night Rivals/SPORTSFeverTV calling high school and Division II college football games.

Since graduating from Tennessee in 2007 with a bachelor's degree in communication and information journalism as an electronic media major, Headrick has been a part of award-winning broadcast teams at every stop in his professional career.

Headrick began announcing pro baseball in 2008 as a broadcast assistant and play-by-play announcer for the Chicago Cubs' Southern League Double-A team. He was named the assistant director of broadcasting for the Houston Astros' Pacific Coast League Triple-A team in 2011, and was tabbed the director of media relations/broadcasting in February 2012 for the Cleveland Indians' Carolina League Advanced A team where he was the Voice of the Mudcats for three years.



MICHAEL STONE

Director of Academic Services

Michael Stone, director of academic services, is entering his 20th year working with student-athletes in the Center for Academic and Tutorial Services and his 17th year working with the baseball team.

Stone, a native of Clay City, Kentucky, has made a positive impact on student-athletes during his tenure. A tireless worker, Stone has assisted current and former student-athletes in their academic responsibilities and post-graduation aspirations. He has been instrumental in the recent success of the Wildcats in the classroom. Stone travels with both baseball and men's basketball.

Since taking over baseball advising responsibilities in 2002, Stone has seen a staggering total of 188 of his student-athletes earn All-SEC Academic Team honors, with another 51 earning All-SEC Freshman/First Year Academic Team accolades. In addition, three Wildcats, Dustin Beggs, Collin Cowgill and Greg Dombrowski earned Academic All-America accolades and Zach Logue was named the SEC Scholar Athlete of the Year in 2017.

In the Fall 2016, the baseball team posted a cumulative grade point average of 3.356, the second-highest mark in the past 15 years. Three players achieved a perfect 4.0 GPA, 18 received a 3.5 GPA or higher and 32 earned at least a 3.0 GPA.

In addition to his duties as an academic counselor, Stone supervises the CATS study hall as well as oversees the nightly functions of the CATS facility. Stone is an active member of the National Association of Academic Advisors for Athletics. He has served as the Region II Representative for the Student-Athlete Recognition Committee, which honors student-athletes who have overcome great obstacles to achieve academic success while participating in intercollegiate athletics.

Stone received both a B.S. in economics and a B.B.A. in marketing (1997), as well as his master's in sports management (2002) from UK.



UK BASEBALL SUPPORT STAFF



Addison Coffey
Student Manager



Charlie Haurert
Student Manager



Alex Morgan
Student Manager



Tyler Schwalbach
Student Manager



Taylor Stemmler
Student Manager



Kyle Breckel
IT Support



John Butler
Compliance



Mike Cappetto
SEC Network



Shae Carson
Nutrition



Jason Cummins
Impact Leadership



Jon Denio
Equipment



Monica Fowler
Nutrition



Gary Foxworth
Sports Video



Dick Gabriel
Broadcast



Greg Gorham
Sports Video



Grant Gearheart
Assistant SID



Aaron Hogue
FCA



Rob Hosey, M.D.
Team Physician



James Jagger, M.D.
Team Physician



Tim Letcher
Website/Digital



Brad Link
PA Announcer



Scott Mair, M.D.
Team Physician



Cliff Matekovich
Sports Video



Brian Milam
Coach's Show



Mike Missen
G.A. Strength Coach



Nathan Schwake
Marketing



Kevin Sergent
Compliance



Sara Sims
Sports Video

UK SPORTS TURF

The Kentucky baseball program is blessed to have one of the top sports turf departments in the nation. Such an experienced, knowledgeable and hard working department allows the baseball student-athletes to focus on performance and have minimal field-work responsibilities, unlike the majority of the schools in the Southeastern Conference.

UK's sports turf department is led by Marcus Dean, who has been with UK since 2003. Dean leads a full-time veteran squad that includes Tommy Davis (working for UK baseball since 1978), Dave Thomas (since 1982), Josh Barnes (since 2001), Jason Thompson (since 2017) and assistant sports turf manager Marcus Elswick (since 2012). Elswick heads the baseball crew.

In addition, former sports turf manager Donnie Mefford, Davis and Stivers were honored at the 2009-10 Catspy Awards with the Lifetime Achievement Award, the most honorees of any department in athletics. The sports turf department has also produced eight scholarship winners from the National Sports Turf Managers Association.

Several teams and organizations have benefited from UK's student workers, including the Iowa Cubs, Pittsburgh Pirates, Philadelphia Phillies, Pittsburgh Steelers, Greenville Drive, Bowling Green Hot Rods, Lexington Legends, Louisville Bats, Milwaukee Brewers, Boston Red Sox, Detroit Tigers, Dayton Dragons, Buffalo Bisons, George Tech, Louisville, Texas Tech, South Carolina and Georgetown College. They have also had three Kentucky Sports Turf Managers Association Presidents, three Kentucky Turfgrass council Presidents and one Sports Turf Managers Association board member.



MARCUS DEAN - SPORTS TURF DIRECTOR



Marcus Dean is in his 14th year at the University of Kentucky and his fifth as sports turf manager.

Dean, the only certified sports field manager in the state of Kentucky, is charged with several responsibilities, including the landscaping and maintenance of all the athletic fields on campus.

Prior to coming to UK, Dean was the Assistant Playing Surfaces Coordinator for the Pittsburgh Steelers. He assisted in the daily operations of Heinz Field, the UPMC practice facility, and training camp in Latrobe, Pa.

Dean is a 2002 graduate of UK with a degree in Plant and Soil Science with an emphasis in Turfgrass Management. He resides in Lexington with his wife, Jill, and their three young children, Carter, Riley and Collin.




WE ARE UK



PLAYER BIOS



2018 RADIO/TV SPOT CHART



2
TREY DAWSON
 IF • JR



4
ZEKE LEWIS
 IF • R-SO




5
T.J. COLLETT
 1B/C • SO



6
TRISTAN POMPEY
 OF • JR



8
MARSHALL GEI
 C • R-JR



9
THOMAS BENNETT
 IF • FR



10
LUKE BECKER
 IF • SR



12
ALEC MALEY
 RHP • SR



13
KOLE COTTAM
 C/1B • JR



14
ZACK THOMPSON
 LHP • SO



15
TRIP LOCKHART
 RHP • FR



16
TROY SQUIRES
 C/1B • R-SR



17
SPENCER HARBERT
 OF • FR



19
ALEX RODRIGUEZ
 IF • JR



21
JUSTIN LEWIS
 RHP • R-JR



22
AUSTIN KEEN
 RHP • R-SO



23
BRAYDEN COMBS
 1B • R-FR




24
BRETT MARSHALL
 RHP • R-FR



25
COLTYN KESSLER
 C/IF • FR



26
LUKE HEYER
 IF/OF • SR



28
RYAN JOHNSON
 OF • JR



30
SEAN HJELLE
 RHP • JR



33
CHRIS MACHAMER
 RHP • SO



34
CARSON COLEMAN
 RHP • R-FR



37
CAM HILL
 OF • FR




38
JIMMY RAMSEY
 RHP/OF • FR



39
ZACH HAAKE
 RHP • JR



40
CROSBY BRINGHURST
 RHP • FR



41
GRANT MACCIOCCHI
 RHP/IF • JR



42
BRAD SCHAEZNER
 LHP • SR



44
RYAN SHINN
 OF • JR



45
AARON MCGEORGE
 RHP • JR



46
TANNER JOHNSON
 C/OF • JR



48
TROY BLACK
 IF • JR



50
MASON HAZELWOOD
 LHP • FR



51
GARRETT HASTINGS
 OF • FR



52
BEN AKLINSKI
 OF • JR



54
DANIEL HARPER
 RHP • FR



27
NICK MINGIONE
 HEAD COACH



11
JIM BELANGER
 ASSISTANT COACH




0
ROLAND FANNING
 ASSISTANT COACH



29
TODD GUILLIAMS
 ASSISTANT COACH



CAMERON LANGFELS
 DIRECTOR OF OPERATIONS



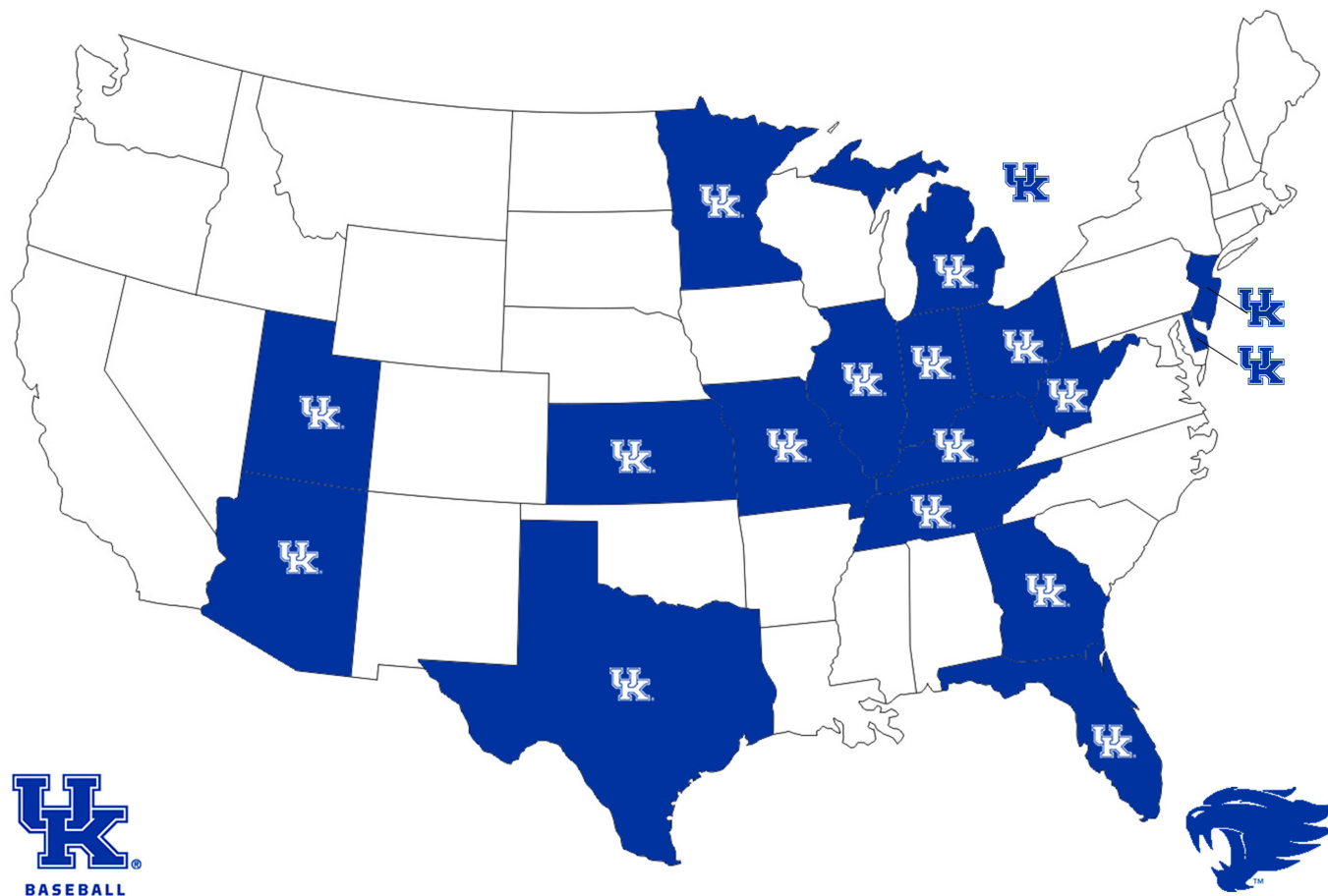
RYAN DEVRIENDT
 STRENGTH COACH



BRYAN WELLS
 ATHLETIC TRAINER



WILDCATS ON THE MAP



ARIZONA (1)

BEN AKLINSKI (PHOENIX)

DELAWARE (1)

SPENCER HARBERT (MIDDLETOWN)

FLORIDA (3)

GARRETT HASTINGS (GAINESVILLE)
 LUKE HEYER (LITHIA)
 ALEX RODRIGUEZ (PEMBROKE PINES)

GEORGIA (2)

JUSTIN LEWIS (SUWANEE)
 ZEKE LEWIS (ATLANTA)

ILLINOIS (3)

ZACH HAAKE (BREESE)
 AUSTIN KEEN (SMITHTON)
 AUSTIN MAROZAS (PLAINFIELD)

INDIANA (2)

T.J. COLLETT (TERRE HAUTE)
 ZACK THOMPSON (SELMA)

KANSAS (1)

DANIEL HARPER (FAIRWAY)

KENTUCKY (11)

THOMAS BENNETT (FRANKFORT)
 CARSON COLEMAN (LEXINGTON)
 BRAYDEN COMBS (FORT MITCHELL)
 MASON HAZELWOOD (SALVISA)
 CAM HILL (GEORGETOWN)
 TANNER JOHNSON (CRESTWOOD)
 BEN JORDAN (OLIVE HILL)
 TRIP LOCKHART (LEXINGTON)
 BRETT MARSHALL (LOUISVILLE)
 AARON McGEORGE (LEXINGTON)
 TROY SQUIRES (ELIZABETHTOWN)

MICHIGAN (1)

BRAD SCHAEZNER (OXFORD)

MINNESOTA (3)

LUKE BECKER (FAIRMONT)
 SEAN HJELLE (WHITE BEAR LAKE)
 JIMMY RAMSEY (MINNETONKA)

MISSOURI (1)

COLTYN KESSLER (HIGH RIDGE)

NEW JERSEY (3)

BRAD DOBZANSKI (FRANKLINVILLE)
 ANDREW MILLER (STRATFORD)
 RYAN SHINN (JOBSTOWN)

OHIO (3)

TROY BLACK (WAYNESVILLE)
 GRANT MACCIOCCHI (WEST CHESTER TOWNSHIP)
 CHRIS MACHAMER (NORTH CANTON)

ONTARIO (1)

TRISTAN POMPEY (TORONTO)

TENNESSEE (2)

KOLE COTTAM (KNOXVILLE)
 MARSHALL GEI (MOUNT JULIET)

TEXAS (2)

RYAN JOHNSON (COLLEGE STATION)
 ALEC MALEY (ROUND ROCK)

UTAH (1)

CROSBY BRINGHURST (TAYLORSVILLE)

WEST VIRGINIA (1)

TREY DAWSON (HURRICANE)



52 • BEN AKLINSKI

5-11 • 205 • JUNIOR • R/R • OF

PHOENIX, ARIZ. (GREENWAY HS/PHOENIX COLLEGE)

- SECOND-TEAM JUCO ALL-AMERICAN (2017)
- NJCAA DIVISION II DEFENSIVE PLAYER OF THE YEAR (2017)
- ARIZONA COMMUNITY COLLEGE ATHLETIC CONFERENCE PLAYER OF THE YEAR (2017)
- RAWLINGS JUCO GOLD GLOVE (2017)
- FIRST-TEAM ALL-ACCAC (2017)
- SECOND-TEAM ALL-ACCAC (2016)

OUTLOOK

Junior College All-American and Gold Glove winner...Dirtbag-type baseball player...Elite, premier defender in outfield...Above average and accurate arm...Plus work ethic...Hard-nosed, hard-90 guy that uses all fields at plate...Ability to hit double-digit doubles and home runs...Intense player who will not back down from any situation...Not lacking in confidence...Should help right away in outfield and as potential leadoff hitter.



JUNIOR COLLEGE (PHOENIX COLLEGE)

Named Second-Team All-America and led Phoenix College to a Southwest District championship...Honored as NJCAA Division II Defensive Player of the Year...Named ACCAC Player of the Year...Rawlings Gold Glove winner (OF)...Ranked among nation's top players in doubles (2nd), total bases (2nd), runs (7th), triples (13th), home runs (13th) and RBI (25th)...Appeared in 64 games, hitting .364 (87-239) with a .448 on-base percentage and .703 slugging percentage...Scored 70 runs while hitting 27 doubles, six triples, 14 home runs and driving in 61....Walked 32 times against just 29 strikeouts with 168 total bases and four steals...NJCAA Division II NJCAA World Series all-tournament team...In 2016, named Second-Team All-ACCAC...Played for Kevin Kimball.

HIGH SCHOOL

Earned three letters at Greenway High School in Phoenix...Played for Matthew Denny...Won the state championship in 2014...Greenway was named Medium School National Champion by *Max-Preps* in 2014...Team tied state record with a 29-game win streak in 2013...Was named Second-Team All-State in 2014.

PERSONAL

Full name is Benjamin Tyler Aklinski...Pronounced "Uh-klin-ski"...Born in Phoenix...Son of Laura Ideus...Has an older brother, Joe, and a twin brother, Matt...Also played golf in high school...Favorite MLB team is the Seattle Mariners...Picked Kentucky because of the coaching staff and how much Coach Mingione cared about the players and the program...Chose the Wildcats over Washington, Utah and New Mexico State...Major is Communication.



10 • LUKE BECKER

5-11 • 190 • SENIOR • S/R • IF

FAIRMONT, MINN. (FAIRMONT/NORTH IOWA CC)

- SEC ACADEMIC HONOR ROLL (2017)
- 2016 NORTHWOODS LEAGUE MLB DREAMS GAME PARTICIPANT

OUTLOOK

Will return to second base this season after spending the 2017 season at third base...Switch-hitter who can stay in the lineup regardless of opposing pitcher...Called a "professional hitter" by the coaching staff... Three-year experienced player that has makeup and tools to be All-SEC player and win a championship...Tremendous eye and patience at the plate...Seems as though he works every count full...Knack for coming up with timely hits.

2017 SUMMER

Played in 46 games for the Willmar Stingers of the Northwoods League, his second consecutive summer with the club...Reached base in all 46 games...Hit .258 with three doubles, four triples, five home runs and 28 RBI...Scored 40 runs and stole four bases...Walked nearly twice as many times as he struck out (49:25)... Had a double in the Stingers' playoff game...Led the team in walks and was third in runs.

2017

Appeared in 61 games with 44 starts...All of his starts came either at third base or as the designated hitter...Hit .287 with nine doubles, seven home runs, 48 runs and 46 RBI...Drew 37 walks against 42 strikeouts and was hit by four pitches...Had an OPS of .889 and stole seven bases...Produced a career-high eight RBI vs. Miami (Ohio) on 3/9... The eight RBI were most for a UK player since Ryan Wilkes in 2008... Crushed two home runs in a game twice, including LSU (4/21) and South Carolina (4/28)...Hit a grand slam as part of a five-RBI game vs. LSU on 4/21...His two-homer game at South Carolina came off the bench...Had a stretch of 15 games from 2/28 – 3/24 where he reached base safely...Had 14 multi-hit games.

2016 SUMMER

Played in 48 games with the Willmar Stingers of the Northwoods League, batting .304...Added eight doubles, one triple and two home runs with 28 runs batted in, walked 30 times and stole four bases... Team made the Northwoods playoffs...Appeared in the league's MLB Dreams Game.

2016

Appeared in 52 games on the season with 47 starts...All of his starts came at second base...Batted .241 in 170 at bats with 29 runs scored, 10 doubles, one home run and 12 RBI...Was 4-of-6 on stolen base attempts...Batted in seven different spots in the batting order, including 22 times as the No. 6 hitter...Only spots he didn't hit in were the leadoff and No. 3 holes...Had a career-high three hits against Buffalo on 3/4 ... Scored a career-high three runs at Georgia on 3/20...Had 13 multi-hit games and 15 two-strike hits...Rapped out seven hits in his first four games...Saved some of his best performances for Louisville, going 4-of-7 with three runs scored in those two games.

JUNIOR COLLEGE

Coached by Travis Hergert at North Iowa Community College...Led team to regional and super regional championships in 2015 ... Hit .364

with 17 doubles, 12 home runs and 63 RBI ...Was a first-team all-NJCAA Region XI selection ... Had a four-hit game and a two-homer game during his season, collecting 79 hits and 62 runs.

HIGH SCHOOL

Earned three letters in baseball for coach Todd Sukalski, also playing football and basketball for four seasons ... As a senior in 2014, team finished as the state 2A runner-up ... Finished in third place in the state after a district championship season in 2012 ... Hit 10 homers in 27 games as a senior ... As a junior, hit .470 with a homer and 18 RBI in 25 games ... Hit .292 as a sophomore with 13 RBI in 29 games, after hitting .457 with a homer and 25 RBI in 26 games as a freshman ... On the mound, had a 2.23 ERA and a 3-0 record as a junior with three complete games ... In his pitching career, had a 9-1 record and a 2.07 ERA in 17 games and 14 starts, tossing seven complete games with three shutouts and one save over 88 innings with 69 strikeouts and 23 walks ... In football, team won district championship twice and was the 3A runner-up as a sophomore ... In basketball, led team to a district championship and a third-place state finish.

PERSONAL

Full name is Luke Allen Becker ... Son of Lonny and Lynn ... Born in Fairmont, Minn. ... Has two brothers, Levi (22) and Lance (16), and sisters Leanna (25) and Larissa (18)...Major is Agricultural Economics... Favorite MLB team is the Minnesota Twins...Active in Fellowship of Christian Athletes.

CAREER STATS

ALL GAMES

YEAR	GP-GS	AVG.	AB	R	H	2B	3B	HR	RBI	BB	SO	SB-A
2016	52-47	.241	170	29	41	10	0	1	12	21	33	4-6
2017	61-44	.287	167	48	48	9	0	7	46	37	42	7-10
TOTALS	113-91	.264	337	77	89	19	0	8	58	58	75	11-16

SEC GAMES

YEAR	GP-GS	AVG.	AB	R	H	2B	3B	HR	RBI	BB	SO	SB-A
2016	26-24	.211	90	12	19	5	0	0	4	8	18	1-2
2017	29-21	.259	81	22	21	4	0	5	5	17	22	3-4
TOTALS	55-45	.234	171	34	40	9	0	5	9	25	40	4-6

MISCELLANEOUS

YEAR	SAC	SF	HBP	OBP	SLG	PO	A	E	FLD
2016	3	3	3	.330	.318	66	133	11	.948
2017	4	3	4	.422	.467	14	41	9	.859
TOTALS	7	6	7	.377	.392	80	174	20	.927

CAREER HIGHS

HITS	3, FOUR TIMES
RBI	8, vs. MIAMI (OH) (3/12/17)
RUNS SCORED	3, THREE TIMES
HITTING STREAK	9 (3/8-3/23/17)



9 • THOMAS BENNETT

5-10 • 180 • FRESHMAN • R/R • INF
 FRANKFORT, KY. (WESTERN HILLS HS)

OUTLOOK

Surprising power for his size...Good exit velocity off the bat...Doubles and gap-to-gap power...Finds his way into scoring position... Working on ability to hit offspeed pitch...Defense is best tool at this stage of career...Tremendous hands in the field...Coaches think he can blossom as his career moves along.

HIGH SCHOOL

2017 Rawlings-Perfect Game Honorable Mention All-American... Perfect Game Central - All Region 2nd Team...Perfect Game 2016 Underclass Honorable Mention...Four-time all-district and all-county performer at Western Hills HS...Second-Team All-State in 2017...11th Region Athletics Directors Sportsmanship Award...2017 Golden Cleats...US Marine Corps Outstanding Athlete Award...Played summer baseball with the Kentucky Baseball Club...Rated the No. 16 player in the state of Kentucky...Was also a swimmer at Western Hills...Coached by Drew Chism.

PERSONAL

Full name is James Thomas Bennett...Born in Frankfort, Ky. ... Son of Jamey and Angelina...Has an older sister, Regan, and older brother, Michael...Father played baseball at Morehead State University...Volunteered at the Humane Society...Major is Agricultural Economics.



40 • CROSBY BRINGHURST

6-3 • 210 • FRESHMAN • R/R • RHP
 TAYLORSVILLE, UTAH (TAYLORSVILLE HS)

OUTLOOK

Freshman from Utah with strong build and impressive demeanor on the mound...Carries himself well...Sinkerballer the coaches have been impressed with...Knows how to pitch...Had a good fall and finished strong...Will log innings in middle relief with potential opportunity to grab midweek starts.

HIGH SCHOOL

2017 Rawlings-Perfect Game Honorable Mention All-American...2017 Perfect Game West All-Region 1st Team...Perfect Game 2016 Underclass High Honorable Mention...Three-year letterwinner at Taylorsville HS...First-Team All-Region in baseball and basketball...Played summer baseball for the Utah Marshalls of the Marshall League...Ranked as the No. 469 overall player in the Class of 2017 and No. 2 prospect in Utah... Coached by Jake Brown.

PERSONAL

Full name is Crosby Johan Bringhurst...Born in Bountiful, Utah...Son of Lance and Elisabeth...Major is Psychology...Picked UK to play SEC baseball.





48 • TROY BLACK

6-1 • 225 • REDSHIRT SOPHOMORE • R/R • IF

WAYNESVILLE, OHIO (WAYNESVILLE HS/MURRAY STATE COLLEGE)

- FIRST-TEAM JUCO ALL-REGION 2 (2017)
- JUCO REGION 2 GOLD GLOVE AWARD (2017)
- REGION 2 ALL-TOURNAMENT TEAM (2017)
- 2017 No. 105 JUCO PROSPECT (PERFECT GAME/RAWLINGS)
- TEXAS COLLEGIATE LEAGUE SUMMER ALL-STAR (2017)

OUTLOOK

Eagle eye at the plate...Always has more walks than strikeouts... Good average...Doubles hitter...Gap to gap...Ultra contact...Feel for the barrel... Enthusiastic junior college transfer that can play all four corners...Advanced approach at plate...High motor, high energy....Teammates gravitate to him...He can do it all at a high level.

2017 SUMMER

Played summer ball with Texarkana of the Texas Collegiate League as a teammate of UK junior Alex Rodriguez...In 30 games, hit .363 with 18 runs, five doubles, 18 RBI, 28 walks and an OPS of .908...Named TCL all-star.

JUNIOR COLLEGE (MURRAY STATE COLLEGE)

Appeared in 63 games at Murray State College in 2017, hitting .450 (90-200) with a .585 on-base percentage and .615 slugging percentage.... Led the nation with 69 walks...Scored 70 runs, hit 15 doubles, six home runs and knocked in 63 RBI....Stole 11 bases and led the nation with eight SAC flies....Ranked seventh nationally in runs and 20th in RBI....Was named to Region 2 All-Tournament Team, First-Team All-Region 2 and earned the Region 2 Gold Glove Award...Owns the Murray State College school records for batting average...walks, on-base percentage and saves...Appeared in 20 games as a pitcher, going 2-1 with 11 saves, the third most in the country...Rated No. 105 JUCO prospect by Perfect Game.

HIGH SCHOOL

Four-year starter at Waynesville HS...Also a four-year letterwinner in football and three-year letterwinner in basketball...Played for Tommy Begley in baseball...First-Team All-State as a senior and Second-Team All-State as a junior...Set Waynesville HS record for single-season batting average as a junior...Team reached the Elite 8 as a senior...In football, was SWBL Quarterback of the Year as a junior...Led his team to three playoff appearances and an undefeated season while accounting for more than 100 career touchdown passes.

PERSONAL

Born in Dayton, Ohio...Parents are Mike and Shelly Black...Has an older brother, Ty, who was a four-year starter at second base Ohio University...Aunt, Penny Violette, was a gymnast at UK...Major is Communication.





34 • CARSON COLEMAN

6-2 • 190 • REDSHIRT FRESHMAN • R/R • RHP
 LEXINGTON, KY. (LEXINGTON CATHOLIC HS)

- SEC FIRST-YEAR ACADEMIC HONOR ROLL (2017)

OUTLOOK

Projectable frame who is healthy after injury and illness derailed his freshman season...Local product...Much improved from when he arrived on campus...Plus fastball that really ticked up in the fall...Could develop into reliable bullpen piece this season.

2017 SUMMER

Appeared in 11 games for the Gaithersburg Giants of the Cal Ripken Collegiate Baseball League...Worked exclusively out of the bullpen...Posted an 0-1 record with a 6.17 ERA in 11.2 innings...Only allowed eight hits and a .190 batting average against but walked eight batters...Struck out 13...Had a five-game stretch where he did not allow a run.

2017


Redshirted the season.

HIGH SCHOOL

Named to the all-region team by Perfect game and First-Team All-City ... Achieved a 4-1 record during his senior season with a 0.95 ERA through 45 innings ... Guided team to District 43 Championship and Region 8 appearance as a freshman ... Led team to District 43 runner-ups and two more regional appearances as a sophomore and senior, while making the Region 8 Final Four in his final season ... Coached by Taylor Brooks ... Volunteered 70 hours with God's Pantry.

PERSONAL

Full name is Carson Cavanagh Coleman...Major is Integrated Strategic Communications...Son of Tommy and Kacey Coleman...Born in Lexington, Ky....Has one brother, Clay (21)...Father, Tommy, also played baseball at Kentucky...Favorite MLB teams include Tampa Bay Rays, Cincinnati Reds and San Francisco Giants...First MLB hat was Cincinnati Reds...First MLB game attended was Reds-Chicago Cubs in Cincinnati...Wears No. 34 for David Ortiz.



23 • BRAYDEN COMBS

6-5 • 240 • REDSHIRT FRESHMAN • L/R • 1B
 FORT MITCHELL, KY. (BEECHWOOD HS)

- PERFECT GAME COLLEGIATE SUMMER LEAGUE FUTURES GAME (2017)
- SEC FIRST-YEAR ACADEMIC HONOR ROLL (2017)

OUTLOOK

Redshirted last season...Big, strong physical left-handed hitter with batter's box presence..Has made himself into a power hitting first baseman...Average defender with tremendous work ethic...Doesn't get sped up by the game...Great character, great teammate...Wills himself to make a difference in 2018.

2017 SUMMER

Played in 30 games with the Elmira Pioneers of the Perfect Game Collegiate Baseball League...Hit .310 with eight doubles, two home runs and 15 RBI...Scored 20 runs...Posted an OPS of .822...Was scorching hot in the playoffs, hitting .455 in three games with a double, home run, hit by pitch, three runs and three RBI...His play earned him a spot in the PGCBL Summer Futures Game.

2017

Redshirted the season.

HIGH SCHOOL

Ranked the No. 24 first baseman in the country amongst the high school class of 2016 by PerfectGame.org... First-Team All-State as a senior ... Led team to two All "A" State Championships and district championships during his junior and senior seasons ... Helped football team to state semifinals in 2015 as a junior ... Earned four letters in baseball ... Coached by Bobby Mullins ... Academic Honor Roll all four years ... Spent numerous hours volunteering in the Saint Elizabeth Hospital Physical Therapy Department.

PERSONAL

Full name is Brayden Alexander Combs...Major is Finance...Son of Jason and Davina Combs...Born in Cincinnati, Ohio...Father, Jason, played football at Eastern Kentucky University...Has two younger sisters, Kylee (17) and Kyera (9)...Favorite MLB team is the Cincinnati Reds...Favorite MLB players are Joey Votto (Reds), Chris Davis (Baltimore Orioles) and Vladimir Guerrero.



5 • T.J. COLLETT

6-1 • 230 • SOPHOMORE • L/R • 1B/C

TERRE HAUTE, IND. (NORTH VIGO HS)

- 2019 DRAFT SEC PROSPECT, No. 33 (D1 BASEBALL)
- PERFECT GAME COLLEGIATE SUMMER LEAGUE ALL-STAR (2017)
- PERFECT GAME COLLEGIATE SUMMER LEAGUE PLAYER OF WEEK (2017)
- No. 1 PERFECT GAME COLLEGIATE SUMMER LEAGUE PROSPECT (BASEBALL AMERICA)
- SEC FIRST-YEAR ACADEMIC HONOR ROLL (2017)
- DRAFTED IN THE 40TH ROUND OF THE 2016 MLB DRAFT (MINNESOTA TWINS)

OUTLOOK

Elite power presence...Any swing has chance to leave the yard...Not only is a potential power threat, he has become a very good defender at 1B...Series of injuries limited him to mostly pinch hitting duties last...Hit a grand slam for his first collegiate hit...Will see time as the designated hitter and at first base...Was having a breakout summer before a fluke injury ended it after 20 games.

2017 SUMMER

Played in 20 games with the Amsterdam Mohawks of the Perfect Game Collegiate Baseball League...Crushed it at the plate, hitting .375 with four doubles and five home runs in 72 at bats...Drove in 24 runs, scored 15, was hit by three pitches and walked nearly as many times (10) as he struck out (14)...Slugged .639 on his way to a ridiculous 1.104 OPS... Was named a PGCBL All-Star and Player of the Week...Baseball America tabbed him the top prospect in the PGCBL...Suffered a broken foot just before the all-star game after being hit by a pitch.

2017

Appeared in 20 games with two starts as the designated hitter...Did not play until 3/18 due to a knee injury and could not play the field due to ongoing rehabilitation on that injury...Served as the first base coach for much of the season...Both starts came in the Cats' road series vs. Missouri...Hit a grand slam in his second career at bat, depositing a bomb over the LCF wall in a pinch hit appearance against Ole Miss on 3/23... It was his first career hit...Had a two-run single vs. Tennessee on 5/12... Produced six RBI in just 23 at bats...Was hit by two pitches.

HIGH SCHOOL

Ranked as the No. 5 catcher and No. 73 overall player in the high school class of 2016 by PerfectGame.org... Named to all-state team all four varsity years ... Owns school record in single-season home runs (17), RBI (51), and walks (45)... Led team to state runner-up finishes his junior and senior year ... Held a .536 batting average with 51 RBI, 45 hits, 17 home runs and 26 runs during his sophomore campaign ... Coached by Shawn Turner and Fey Spetter ... His 148 career walks are a state record ... Hit .458 during his senior year ... Four-year Academic Honor Roll.

PERSONAL

Full name is Timothy John Collett...Pronounced "Caw-LET"...Major is Communication...Son of John and Sallee Collett...Has an older brother, Dougie (25)...Brother and father were both athletes at Rose Hulman Institute of Technology...Drafted by the Minnesota Twins in the 40th round of the 2016 MLB Draft...Worked with the Jessie Rees Foundation and part of his community service...Favorite MLB team is the Chicago Cubs...Favorite MLB player is Cubs catcher/outfielder Kyle Schwarber.

CAREER STATS

ALL GAMES

Year	GP-GS	Avg.	AB	R	H	2B	3B	HR	RBI	BB	SO	SB-A
2017	20-2	.087	23	1	2	0	0	1	6	1	7	0-0
TOTALS	20-2	.087	23	1	2	0	0	1	6	1	7	0-0

SEC GAMES

Year	GP-GS	Avg.	AB	R	H	2B	3B	HR	RBI	BB	SO	SB-A
2017	12-2	.067	15	1	1	0	0	1	4	0	2	0-0
TOTALS	12-2	.067	15	1	1	0	0	1	4	0	2	0-0

MISCELLANEOUS

Year	SAC	SF	HBP	OBP	SLG	PO	A	E	FLD
2017	0	0	2	.192	.217	0	0	0	--
TOTALS	0	0	2	.192	.217	0	0	0	--

CAREER HIGHS

Hits	1, twice
RBI	4, vs. Ole Miss (3/23/17)
Runs Scored	1, vs. Ole Miss (3/23/17)
Hitting Streak	--



13 • KOLE COTTAM

6-3 • 225 • JUNIOR • R/R • C/1B
 KNOXVILLE, TENN. (KNOXVILLE CATHOLIC)

- 2018 COLLEGE CATCHER PROSPECT, No. 7 (D1BASEBALL)
- No. 128 CAPE COD LEAGUE PROSPECT (D1BASEBALL)
- SEC ACADEMIC HONOR ROLL (2017)
- SEC FIRST-YEAR ACADEMIC HONOR ROLL (2016)

OUTLOOK

Extremely strong player with batter's box presence...Can hit the ball out of yard at any time to any field... Behind the plate he's the most improved catcher on roster with his receiving and blocking...Very accurate thrower with strong presence as a field general...Leader in the clubhouse...Owns plus character and intangibles...Comes from an athletic family...Will hit in middle of the order...Should build on breakout 2017 season...Draft stock expected to continually climb...Will play first base as well.

2017 SUMMER

Appeared in 20 games with the Yarmouth-Dennis Red Sox of the premier Cape Cod League...Hit .277 with a double, home run, six runs scored and five RBI...Took two HBPs...Was off to a hot start before a minor wrist injury ended his summer early.

2017

Appeared in 55 games, starting 50...Started 32 games as the DH and 18 at catcher...Hit .319 with 12 doubles, one triple and seven home runs...Drove in 44 runs and scored 34...Was hit by six pitches...Posted a .505 slugging percentage as part of his .885 OPS...Hit .324 in SEC play with eight extra-base hits and 19 RBI...Had 20 multi-hit games, including five three-hit efforts...Had 11 multi-RBI games...Had a career-long 11-game hitting streak from 5/18-6/9...Knocked in a career-high four runs at Mississippi State on 4/8...Homed, doubled, scored three runs and knocked in three in a series-clinching win over LSU on 4/23...Went 3-for-5 with two runs and two RBI in a 12-4 win at Florida on 5/18...In three elimination games in the NCAA Lexington Regional, went 5-for-11 with a double, triple, home run, four runs and six RBI...Had go-ahead two-run double against NC State to push Cats to first-ever Super Regional...Threw out 50 percent of baserunners attempting to steal on him.

2016 SUMMER

Appeared in 47 games for the Willmar Stingers on the Northwoods League...Batted .277 as the team's primary catcher, clubbing six doubles, a triple and two home runs...Walked 10 times, stole three bases and drove in 21 runs...Team made the Northwoods League playoffs.

2016

Appeared in 40 games as a freshman, starting 23...Shared the catching duties throughout the season...Batted .287 with 11 runs scored, six doubles, one home run, 15 RBI and a .391 slugging percentage...Got better as the season went along, hitting .314 with a .431 slugging percentage and .386 on-base percentage in SEC play...Produced a career-high two hits on five occasions...Knocked in a career-high three runs with a 2-of-2 day against Dayton on 2/21 that included his only career home run...Started the Wildcats' SEC Tournament game against Alabama...Went 4-of-9 with three runs scored, two doubles and two RBI in UK's series win at Georgia...Threw out 4-of-13 base stealers on defense.

HIGH SCHOOL

First-team All-State, all-district and AA Mr. Baseball in Tennessee ... Hit .489 with 47 hits, 14 runs, 18 doubles, six homers and 54 RBI as a senior ... Had a .373 average as a junior with a homer, nine doubles and 25 RBI ... Hit .316 as a sophomore with seven doubles, two homers and 26 RBI ... Set single-season records for hits, average, RBI and doubles as a senior ... Was named district 4AA MVP as a senior, 4-AA defensive player of the year as a junior and 4-AAA rookie of the year as a sophomore ... Was a member of the French and Math National Honor Society and was the president of the National Honors Society at his school ... Earned three letters for coach Adam Sullivan and Knoxville Catholic High School ... Led team to the state runner-up finish as a senior and junior.

PERSONAL

Full name is Kole Warren Cottam ... Son of Jeff and Kori Cottam ... Born in Memphis, Tenn. ... Major is Kinesiology...Has a younger brother, Kyle, who is a golfer at Clemson ... Father played baseball and handball for Memphis and mother played basketball for Memphis...Uncle, Danny Cottam, played baseball at Memphis...Wears the No. 13 because he has had 13 surgeries on his right eye due to a congenital melanocytic nevus, a type of melanocytic nevus (or mole) considered a type of birthmark that occurs in an estimated 1 percent of infants worldwide.

CAREER STATS

ALL GAMES

YEAR	GP-GS	AVG.	AB	R	H	2B	3B	HR	RBI	BB	SO	SB-A
2016	40-23	.278	90	11	25	6	0	1	15	6	18	0-0
2017	55-50	.319	188	34	60	12	1	7	44	15	33	0-0
TOTALS	95-73	.306	278	45	85	18	1	8	59	21	51	0-0

SEC GAMES

YEAR	GP-GS	AVG.	AB	R	H	2B	3B	HR	RBI	BB	SO	SB-A
2016	23-13	.314	51	5	16	6	0	0	7	4	13	0-0
2017	23-20	.324	74	12	24	5	0	3	19	5	15	0-0
TOTALS	46-33	.320	125	17	40	11	0	3	26	9	28	0-0

MISCELLANEOUS

YEAR	SAC	SF	HBP	OBP	SLG	PO	A	E	FLD
2016	1	0	2	.337	.378	169	21	1	.995
2017	2	4	6	.380	.464	162	14	2	.989
TOTALS	3	4	8	.367	.464	331	25	3	.992

CAREER HIGHS

HITS	3, FIVE TIMES
RBI	4, AT MISSISSIPPI STATE (4/8/17)
RUNS SCORED	3, TWO TIMES
HITTING STREAK	11 (5/18-6/9-17)



2 • TREY DAWSON

6-2 • 195 • JUNIOR • R/R • IF

HURRICANE, W.VA. (HURRICANE HS/LSU/CHIPOLA COLLEGE)

- NJCAA WORLD SERIES TOP DEFENSIVE PLAYER (2017)
- PANHANDLE CONFERENCE DEFENSIVE PLAYER OF THE YEAR (2017)
- 2017 No. 33 JUCO PROSPECT (PERFECT GAME/RAWLINGS)
- 32ND ROUND DRAFT PICK IN 2015 (DETROIT TIGERS)

OUTLOOK

Legitimate power, especially for a middle infielder...All-around player with well above average athleticism...Premier defender at shortstop with strong arm that can make throws from all angles...Above average runner...Has skill set for the short game and to drive ball out of yard... Quarterback of the infield...Has tremendous leadership qualities that you look for in shortstop...Should give Cats a steady presence at shortstop... SEC experience.

2017 SUMMER

Played for the Wisconsin Woodchucks in Northwoods League in 2017 summer league, batting .267 in 42 games with 20 runs, six doubles, a triple, two home runs, 25 RBI, 22 walks and 16 steals.

JUNIOR COLLEGE (CHIPOLA COLLEGE)

In 2017, played in 59 games for Division I NJCAA national champions and Gulf District champs...Named Defensive Player of the NJCAA World Series in 2017...Honored as Panhandle Conference Defensive Player of the Year (2017)...Hit .276 (48-174) with a .418 on-base percentage and .489 slugging percentage...Scored 50 runs with four doubles, three triples, nine home runs and 38 RBI...Walked 37 times and struck out 51 strikeouts...Stole four bases...Rated No. 33 JUCO prospect by Perfect Game...Played for Jeff Johnson.

2016 (LSU)

Began his collegiate career at LSU...Appeared in 27 games with four starts for the Tigers...Was the Opening Day shortstop...Made two starts each at shortstop and third base...Tigers were 4-0 in the games he started...Had a career game against Grambling State on 4/13, going 2-for-4 with a run, RBI and walk...Served as the Tigers' primary defensive replacement for the infield.

HIGH SCHOOL

In 2015, was named First-Team All-State and Kanawa Valley Player of the Year as a senior...Batted .425 with 20 steals and a .557 on-base percentage...Four-year starter, playing in 126 games with 134 runs scores, 89 RBI and 43 steals...Hurricane HS won the 2014 state baseball championship...Still owns the Hurricane HS school record with 1,506 career points in basketball...Played for Brian Sutphin.

PERSONAL

Full name is John Edward Dawson III...Born in Charleston, W.Va. ... Son of John Dawson II and Jennifer Dawson...Has two younger sisters, Madie and Emma...Both parents played tennis at the University of Charleston... Was drafted by the Detroit Tigers in the 32nd round of the 2015 MLB Draft...Member of the "A" Honor Roll at Hurricane HS...Volunteered with the Special Olympics, children's hospital and umpired Little League games...Picked UK because of the family atmosphere of the program and didn't want to pass on UK for a second time...Major is Management.

CAREER STATS (DIVISION I)

ALL GAMES

YEAR	GP-GS	AVG.	AB	R	H	2B	3B	HR	RBI	BB	SO	SB-A
*2016	27-4	.111	18	1	2	0	0	0	1	3	9	0-0
TOTALS	27-4	.111	18	1	2	0	0	0	1	3	9	0-0

*at LSU

MISCELLANEOUS

YEAR	SAC	SF	HBP	OBP	SLG	PO	A	E	FLD
*2016	0	0	1	.273	.111	6	20	3	.897
TOTALS	0	0	1	.273	.111	6	20	3	.897

*at LSU





36 • BRAD DOBZANSKI

6-3 • 195 • FRESHMAN • R/R • RHP
 FRANKLINVILLE, N.J. (DELSEA REGIONAL HS)

• 39TH ROUND DRAFT PICK IN 2017 (SAN FRANCISCO GIANTS)

OUTLOOK

Will redshirt the 2018 season due to injury...Talented right-hander who was drafted by the San Francisco Giants out of high school...Expected to be an important staff arm when he returns.

HIGH SCHOOL

2017 Rawlings-Perfect Game Third-Team All-American...Perfect Game Northeast - All Region 1st Team...Gatorade Player of the Year – New Jersey...Three-time all-conference player at Delsea Regional HS... Three-time all-conference member of the 2015 New Jersey state championship and four-time South Jersey championship wrestling team at Delsea...Member of the 2015 state championship football team...Rated the No. 170 prospect overall in 2017 by Perfect Game, the No. 61 right-handed pitcher and No. 5 player in the state of New Jersey...Coached by Fran Ciociola.

PERSONAL

Full name is Brad Aaron Dobzanski...Born in Washington Township, N.J. ... Son of Robert Jr. and Traci...Has two older brothers, Robert III and Bryan...Bryan is currently playing in the St. Louis Cardinals orga

nization...Selected by the San Francisco Giants in the 39th round of the 2017 MLB Draft...Major is Kinesiology...Picked UK because of the coaching staff and direction of the program.





8 • MARSHALL GEI

6-0 • 185 • REDSHIRT JUNIOR • S/R • C
 MOUNT JULIET, TENN. (MOUNT JULIET HS)

- SEC ACADEMIC HONOR ROLL (2016, 2017)
- SEC FIRST-YEAR ACADEMIC HONOR ROLL (2015)

OUTLOOK

Very intelligent player who has grown into his role as the Cats' third catcher and preferred bullpen catcher...Athletic behind the plate due to being a converted infielder...Knows who he is offensively...Will put the bat on the ball and do the little things at the plate...Switch-hitter...Uncanny knack for spotting tendencies and game plans during a game and relaying that to the coaches...Quiet, but respected teammate.

2017 SUMMER

Appeared in 25 games with 19 starts for the Martinsville Mustangs of the Coastal Plain League...Hit .222 with a double, seven RBI, seven walks and eight runs scored...Had four sacrifices...Did not make an error in 158 chances...Pitched 3.0 innings in one appearance on the mound, giving up no runs and two hits with four strikeouts.

2017

Played in nine games, all as a pinch runner, pinch hitter or defensive replacement at catcher...Made his collegiate debut at Old Dominion on 2/25, knocking in a run in his first career at bat... Logged his first career hit on 3/7 against Wright State, which also drove in a run...Scored runs against Eastern Kentucky (2/28) and Florida (5/19).

2016 SUMMER

Played in 38 games with the Seacoast Mavericks of the Futures League...Was primarily a catcher...Was named to the Futures League East All-Stars and had a hit and a stolen base in the game...Hit .254 with 12 runs scored, 12 runs batted in, eight walks and four stolen bases on the season...Team made the Futures League playoffs.

2016

Did not appear in a game.

2015

Redshirted the season.

HIGH SCHOOL

First-team All-State selection, also earning all-district, all-region and all-mid state honors ... Played in the Mid-State All-Star Game ... As a freshman was named the team rookie of the year, also winning the Golden Glove as a freshman and sophomore ... Earned all-district tournament as a junior ... Earned academic honor roll each year and was also a member of the Tennessee Scholars and the top-10 percent academic honors ... Hit .473 with

14 doubles and 35 RBI as a senior, striking out just five times in 132 plate appearances ... Led the Golden Bears to 51 wins in his two seasons as a starter ... Played four years for coaches John Morris and James Carter ... Also played three years – including as an eighth grader – in hockey.

PERSONAL

Full name is Marshall Ryan Gei ... Son of Guillermo and Jennifer ... Has two older sisters, Ashley (26) and Ariana (24) ... Sister, Ashley attended Kentucky ... Born in Hermitage, Tenn. ... Major is Physics...Also played hockey in high school...Tremendous student...Favorite MLB team is the Los Angeles Dodgers.

CAREER STATS

ALL GAMES

Year	GP-GS	Avg.	AB	R	H	2B	3B	HR	RBI	BB	SO	SB-A
2016	0-0	---	0	0	0	0	0	0	0	0	0	0-0
2017	9-0	.200	5	2	1	0	0	0	2	0	0	0-0
TOTALS	9-0	.200	5	2	1	0	0	0	2	0	0	0-0

SEC GAMES

Year	GP-GS	Avg.	AB	R	H	2B	3B	HR	RBI	BB	SO	SB-A
2016	0-0	---	0	0	0	0	0	0	0	0	0	0-0
2017	3-0	.000	2	1	0	0	0	0	0	0	0	0-0
TOTALS	3-0	.000	2	1	0	0	0	0	0	0	0	0-0

MISCELLANEOUS

Year	SAC	SF	HBP	OBP	SLG	PO	A	E	FLD
2016	0	0	0	---	---	0	0	0	---
2017	0	0	0	.200	.200	18	1	0	1.000
TOTALS	0	0	0	.200	.200	18	1	0	1.000

CAREER HIGHS

Hits	1, vs. Wright State (3/7/17)
RBI	1, twice
Runs Scored	1, twice
Hitting Streak	---



39 • ZACH HAAKE

6-4 • 215 • JUNIOR • R/R • RHP

BREESE, ILL. (MATER DEI CATHOLIC HS/ARKANSAS STATE/JOHN A. LOGAN COLLEGE)

- 2018 MLB DRAFT PROSPECT, No. 54 (BASEBALL AMERICA)
- 2018 MLB DRAFT COLLEGE PROSPECT, No. 66 (D1 BASEBALL)
- 2018 DRAFT SEC PROSPECT, No. 15 (BASEBALL AMERICA)
- 2018 DRAFT SEC PROSPECT, No. 20 (D1 BASEBALL)
- 2017 No. 6 JUCO PROSPECT (PERFECT GAME/RAWLINGS)
- ALL-GREAT RIVERS ATHLETIC CONFERENCE TEAM (2017)

OUTLOOK

Considered one of the top junior college pitchers making the transition to Division 1 baseball... Good size with projection... Mid-90s fastball with good secondary stuff... Tall, lanky pitcher... Needs to be more aggressive but would slot well as a weekend starter or late-inning guy... Doesn't realize just how good he can be yet... Has Division I experience.

CAREER STATS (DIVISION I)

ALL GAMES

YEAR	G-GS	W-L	ERA	SV	CG	SH	IP	H	R	ER	BB	SO
*2016	11-2	2-0	6.57	0	0	0	12.1	16	10	9	10	12
TOTALS	11-2	2-0	6.57	0	0	0	12.1	16	10	9	10	12

*at Arkansas State

JUNIOR COLLEGE (JOHN A. LOGAN COLLEGE)

In 2017, went 8-1 with a 2.52 ERA... In 78.2 innings allowed 56 hits, 22 earned runs, 37 walks, 91 strikeouts... Struck out 10.41 strikeouts per nine innings, allowed just two home runs and .198 batting average against... Ranked in top 50 nationally in strikeouts and ERA... Rated No. 6 JUCO prospect by Perfect Game... Was GRAC All-Conference honoree and NJCAA Pitcher of the Week... Played for Kyle Surprenant.

2016 (ARKANSAS STATE)

Began his collegiate career at Arkansas State in 2016, where he went 2-0 with a 6.57 ERA in 11 appearances... Struck out 12 in 12.1 innings... Started two games for the Red Wolves... Made his collegiate debut against Milwaukee on 3/4.



HIGH SCHOOL

Four-year letterman at Mater Dei Catholic High School... Was a pitcher and outfielder... Went 3-1 with a 1.69 ERA as a junior... Played for Travis Gebke... Also played basketball and golf in high school... 2015 basketball team was regional, sectional and super-sectional champs while finishing fourth in the state of Illinois.

PERSONAL

Full name is Zachary Thomas Haake... Pronounced "Hockey"... Born in Belleville, Ill... Parents are Bryan and Teresa... Has a younger sister, Elyse, and two younger brothers, Mitchell and Luke... Honor Roll student at Mater Dei Catholic... Made visits to the Breese Nursing Home and sang Christmas carols at a local assisted living home... Favorite MLB team is the St. Louis Cardinals... Picked the Wildcats because of the family atmosphere in the program... Major is Communication.



17 • SPENCER HARBERT

6-1 • 210 • FRESHMAN • R/R • OF/IF
 MIDDLETOWN, DE. (MIDDLETOWN HS)

OUTLOOK

Ultra aggressive hitter...Flat stroke with gap-to-gap power...Can overpower at baseball...Never gets cheated at the plate...Fearless with a football mentality...Has put on 15-20 pounds of good weight since arriving on campus...Mental makeup and toughness in A+ ... Injuries have affected timing at the plate but showing signs of progress.

HIGH SCHOOL

2017 Rawlings-Perfect Game Honorable Mention All-American... Perfect Game Northeast - All Region 1st Team...2016 Perfect Game Underclass Honorable Mention...Made Delaware state final four in baseball in 2016 with Middletown HS...Three-time state runner-up in football at Middletown HS...Earned all-conference and all-state honors as a defensive player...Was 2017 Middletown HS Male Athlete of the Year...Ranked the No. 34 third baseman by Perfect Game and No. 1 player in Delaware...Coached by Michael Rausch.

PERSONAL

Full name is Spencer Lee Harbert...Born in Middletown, De. ... Son of Ronald and Kamela... Has a younger brother, Blake... Father played football at both Marshall and West Virginia...Major is Kinesiology.



54 • DANIEL HARPER

6-4 • 215 • FRESHMAN • R/R • RHP
 FAIRWAY, KAN. (BISHOP MIEGE HS)

• TOP 30 SEC IMPACT FRESHMAN (D1 BASEBALL)

OUTLOOK

Skipped summer ball to enroll at Kentucky early and spend the summer on campus...Very consistent in the fall with an impressive presence on the mound...Has a feel for three pitches and throws strikes...Sits 88 to 92 mph with a curve and a changeup...Will have shot at earning a midweek starter role and weekend bullpen piece.

HIGH SCHOOL

2017 Rawlings-Perfect Game Honorable Mention All-American...2017 Central Region Honorable Mention...2016 Underclass High Honorable Mention...Played his summer ball with the KC Barnstormers... Rated the No. 7 player in Kansas...Coached by Dan Meara at Bishop Miege.

PERSONAL

Full name is Daniel Hayes Harper...Born in Merriam, Kan. ... Son of Steve and Susan...Has an older sister, Meghan.....Chose

Kentucky because it felt like home and connection with the coaching staff...Arrived on campus early and took summer courses... Four-year honoree for academic excellence in high school...Has done 80 hours of community service...Also, avidly enjoys cooking in his free time...Major is Management...Picked UK because "it felt like home the moment I stepped on campus."





51 • GARRETT HASTINGS

6-2 • 190 • FRESHMAN • L/L • OF
 GAINESVILLE, FLA. (F.W. BUCHHOLZ HS)

OUTLOOK

Tremendous player profile...Exceptional athlete...Lefty hitter who can really run...Speed is real asset...Can play centerfield, bat lefty and run, which is a coach's dream...Fearless defensively... Coaches figuring out how to best take advantage of his skill set at the plate...Once he's on base is a real threat.

HIGH SCHOOL

Two-time All-Area honoree (2016 and 2017)...2017 Rawlings-Perfect Game Honorable Mention All-American...Perfect Game Florida - All Region 2nd Team...Perfect Game 2015 and 2016 Underclass Honorable Mention...Played summer baseball in the Florida League...Coached by Ron Brooks.

PERSONAL

Full name is Garrett Matthew Scott Hastings...Born in Ft. Myers, Fla. ... Son of Kevin and Kelli Ross...Has an older brother,

Chase, and sister, Maddie...Uncle played baseball at Washington...AP Scholar and scholarly diploma honoree in high school... President of DECA program in high school...Coordinated a charity run for local learning disability school...Major is Finance.



50 • MASON HAZELWOOD

6-5 • 200 • FRESHMAN • L/L • LHP
 SALVISA, KY. (MERCER COUNTY SENIOR HS)

OUTLOOK

As one of only four left-handed pitchers on the 2018 roster, Hazelwood could slot nicely into a niche in the team's bullpen...Had a very good fall and impressed both coaches and teammates...Sits 88 to 91 mph...Fits the mold of the deceptive lefty with his height and delivery...Should fill out in the future.

HIGH SCHOOL

Named First-Team All-State in 2017 and Second-Team All-State in 2016...Struck out a Mercer County school-record 17 batters in a game...2017 Rawlings-Perfect Game Honorable Mention All-American...2017 Perfect Game Central Region Honorable Mention...2016 Underclass High Honorable Mention...Rated the No. 130 left-handed pitching prospect in the country and No. 13 overall prospect in Kentucky...Coached by Jeremy Shope and Adam Shartzter at MCHS.

PERSONAL

Full name is Mason Brandt Hazelwood...Son of Anthony Hazelwood and Amy Currens...Has a brother, Trent, who pitched at Berea College...Was a member of the Honor Roll all four years at Mercer County Senior HS...Major is Education...Picked UK because he had dreamed of being a Wildcat his entire life.





26 • LUKE HEYER

6-0 • 200 • SENIOR • R/R • IF/OF

LITHIA, FLA. (DURANT HS/COLLEGE OF CENTRAL FLORIDA)

- CAL RIPKEN SUMMER LEAGUE CHAMPIONS (2017)
- SEC FIRST-YEAR ACADEMIC HONOR ROLL (2017)

OUTLOOK

Gritty, hard-nosed, blue collar player...Has big power from right side... Plus arm at third base...Could see some time in the outfield this year...At minimum will be a quality right-handed bat against lefties...Was a premium hitter at the junior college level before arriving at Kentucky...Experienced and tough-minded.

2017 SUMMER

Played in 25 games with the Bethesda Big Train of the Cal Ripken Collegiate Baseball League...The Big Train were the Ripken League champions for the second consecutive season...Played with UK teammate Austin Keen...Overcame a slow start to hit .321 in 25 games...Rapped out seven doubles and four home runs with a .946 OPS...Scored 21 runs and drove in 15...Had an 11-game hit streak and hit safely in 13 of 14 games during that stretch...Had five runs, five walks, four stolen bases and an RBI in five playoff games.

2017

Appeared in 37 games with 18 starts...Versatile defender saw time at both third base and the outfield...Hit .262 with six doubles, three home runs, 12 RBI and 12 runs scored...Notched his first career hit, a double, on 2/19 at North Carolina...Launched his first home run on 2/25 at Old Dominion as part of a 2-for-2 performance with two runs and three RBI...Also drove in three vs. Western Kentucky on 3/1...OPS was .834...Stole one base and was hit by three pitches...Had four multi-hit games and three multi-RBI games.

JUNIOR COLLEGE (College of Central Florida)

In 2016, hit a team-high .358 in 51 games as a sophomore...Led or tied for team-high team in doubles (17), triples (2), home runs (12), runs (55), runs batted in (61), stolen bases (7), on-base percentage (.474) and slugging percentage (.658)...Named First-Team FCSAA All-State and First-Team Mid-Florida Conference Team...Recorded 20 multi-hit games...In 2015, hit .275 in 48 games as a freshman...Led the team in home runs (5) and runs batted in (39)...Finished with eight doubles, two triples, 35 runs scored, three stolen bases, a .347 on-base percentage and .433 slugging percentage...Recorded 12 multi-hit games...Coached by Marty Smith.

HIGH SCHOOL

Led Durant High School to district, region and state 8A championships as a junior ... District champion as a senior ... Coached by Butch Valdes ... Graduated with high honors...Travel coach was former Major Leaguer Chet Lemon.

PERSONAL

Full name is John Luke Heyer...Pronounced "HIGH-er"...Major is Civil Engineering...Son of John and Lea Heyer...Born in Lithia, Fla...Has one older brother, Logan (23)...Favorite MLB team is the Tampa Bay Rays...Favorite MLB player is Albert Pujols...First MLB hat owned was Tampa Bay Rays...Wears No. 26 because he was born Sept. 26.

CAREER STATS

ALL GAMES

YEAR	GP-GS	AVG.	AB	R	H	2B	3B	HR	RBI	BB	SO	SB-A
2017	37-18	.262	65	12	17	6	0	3	12	5	19	1-2
TOTALS	37-18	.262	65	12	17	6	0	3	12	5	19	1-2

SEC GAMES

YEAR	GP-GS	AVG.	AB	R	H	2B	3B	HR	RBI	BB	SO	SB-A
2017	14-5	.227	22	3	5	0	0	1	2	0	6	1-1
TOTALS	14-5	.227	22	3	5	0	0	1	2	0	6	1-1

MISCELLANEOUS

YEAR	SAC	SF	HBP	OBP	SLG	PO	A	E	FLD
2017	1	0	3	.342	.492	5	17	0	1.000
TOTALS	1	0	3	.342	.492	5	17	0	1.000

CAREER HIGHS

HITS	2, FOUR TIMES
RBI	3, TWICE
RUNS SCORED	2, THREE TIMES
HITTING STREAK	2 (3/8-3/10/17)



37 • CAM HILL

5-10 • 175 • FRESHMAN • L/R • OF
 GEORGETOWN, KY. (SCOTT COUNTY HS)

OUTLOOK

Definition of UK Wildcat...Gritty...Hard-nosed...Premier defender in outfield...Fearless...Above average arm that's accurate...A burner on the bases...Ability to be high level base stealer...Type of guy who can handle the small game at an elite level and still hit ball out of yard...Quiet type who just goes about his business...Insatiable desire to get better.

HIGH SCHOOL

Won the Connie Mack national championship in 2017 with the Midland Redskins...First-Team All-State at Scott County HS in both 2016 and 2017...Scott County was 11th region champs in both 2016 and 2017... Named to the all-district and all-region teams as a junior and all-region as a senior...Member of USA Today's All-USA Kentucky Baseball Team...2017 Rawlings-Perfect Game Honorable Mention All-American...Perfect Game Central - All Region 1st Team...PBR Kentucky record holder in outfield velocity at 95 mph...In 2016, was chosen to represent Kentucky in the PBR Super60 ProCase in Chicago...Selected as a Kentucky KHSBCA East-West All-Star as both a sophomore (2015) and junior (2016)... Two-time regional champion...Won state title in football as a freshman...Rated the No. 422 overall prospect in the country,

No. 81 outfielder and No. 5 prospect in Kentucky...Coached by Scott Willard at Scott County.

PERSONAL

Full name is Cameron Alexander Hill...Born in Lexington, Ky. ... Son of Tony and Cindy...Has an older brother, Jordan, and twin sister, Madi... Graduated Magna Cum Laude from Scott County HS in 2017...Used to stand by the UK dugout as a kid...Major is Community and Leadership Development.





30 • SEAN HJELLE

6-11 • 225 • JUNIOR • R/R • RHP

WHITE BEAR LAKE, MINN. (MAHTOMEDI HS)

- 2018 PRESEASON FIRST-TEAM ALL-AMERICA (COLLEGIATE BASEBALL)
- 2018 PRESEASON SECOND-TEAM ALL-AMERICA (D1 BASEBALL)
- 2018 PRESEASON SECOND-TEAM ALL-AMERICA (NCBWA)
- 2018 PRESEASON THIRD-TEAM ALL-AMERICA (BASEBALL AMERICA)
- 2018 PRESEASON THIRD-TEAM ALL-AMERICA (PERFECT GAME/RAWLINGS)
- 2018 MLB DRAFT PROSPECT, No. 20 (BASEBALL AMERICA)
- 2018 MLB DRAFT PROSPECT, No. 28 (PERFECT GAME/RAWLINGS)
- 2018 MLB DRAFT PROSPECT, No. 34 (MLB PIPELINE)

- 2018 MLB DRAFT PROSPECT, No. 47 (D1 BASEBALL)
- 2018 MLB DRAFT COLLEGE PROSPECT, No. 17 (D1 BASEBALL)
- 2018 COLLEGE RHP PROSPECT, No. 7 (D1 BASEBALL)
- 2018 DRAFT SEC PROSPECT, No. 6 (D1 BASEBALL)
- 2018 DRAFT SEC PROSPECT, No. 8 (BASEBALL AMERICA)
- SEC PITCHER OF THE YEAR (2017)
- COLLEGIATE BASEBALL SECOND-TEAM ALL-AMERICA (2017)
- ABCA SOUTH ALL-REGION SECOND-TEAM (2017)
- FIRST-TEAM ALL-SEC (2017)
- SEC PITCHER OF THE WEEK (3/20/17)
- PERFECT GAME/RAWLINGS NATIONAL PITCHER OF THE WEEK (3/20/17)
- SEC ACADEMIC HONOR ROLL (2017)
- UK STUDENT ATHLETIC COUNCIL PRESIDENT (2017-18)

OUTLOOK

2017 SEC Pitcher of the Year...11 wins, fourth-most in a single-season at UK...Absolute bulldog on the mound...Height gives him unique plane on the mound...Tremendous curveball...Velocity was a tick or two up in the fall...Gets better as the game goes along...Smells blood in the water and attacks hitters...Great pace on the mound.

2017

Appeared in 18 games...Started 17 games, going 11-4 with a 3.89 ERA on the season...Pitched 108.2 innings, giving up 99 hits, walking 33 and striking out 102...Opponents hit .243 against him...Ranked fifth nationally in wins (11) and 11th in games started (17)...Became UK's first SEC Pitcher of the Year...Went 7-1 with a minisule 1.90 ERA in 10 SEC starts...Opponents hit just .186 and struck out 61 times against him in 66.1 innings during league play...Arguably his biggest win of the season came in his one relief appearance where he struck out five in 3.1 perfect innings as the Cats defeated NC State on 6/5 to reach first-ever Super Regional...Pitched first career complete game shutout at Texas A&M on 3/17...Earned SEC Pitcher of the Week after becoming the first SEC pitcher to shutout Texas A&M in College Station since it joined the league in 2013...Cats won their SEC opener with him on the mound in eight of 10 series...Struck out a career-high 10 vs. LSU in the SEC Tournament on 5/25...Etched his name into UK single-season records charts for most starts (3rd), most wins (4th) and most innings (5th)...His 17 starts were the most in a season for a UK player since Nathan Kent (18) in 1999...His 108.2 innings pitched were most since Brandon Webb (112.2) in 2000...The 102 strikeouts he recorded were most since Alex Meyer (110) in 2011...Will enter 2018 season with third-best career winning percentage in UK history (.750).

2016 SUMMER

Appeared in eight games with the Elmira Pioneers of the Perfect Game League...Made eight starts, posting a 3-1 record with a 3.06 earned run average in 44.0 innings...Gave up just 31 hits and struck out 42...Was sensational in last three starts, giving up one run, eight hits and striking out 23 in 24.0 innings...Threw a complete game shutout in the PGL playoffs, giving up just two hits and striking out six.

2016

Served as Kentucky's closer for much of the season...Had eight saves, tying for third on the school's all-time single-season list with Alex Phillips (2012) and Paul Morse (1993) behind Trevor Gott's 12 saves in 2013...The eight saves are a UK freshman record and rank 11th on the UK career

saves list...Was named Co-SEC Freshman of the Week after entering in the ninth inning and tossing four scoreless innings in the Cats' series-clinching extra-inning victory over No. 2 South Carolina...Ranked third on the pitching staff in wins with a record of 4-1...Struck out 29 batters in just 21 2/3 innings...Appeared in 21 games...Did not yield an earned run in 16 of those appearances and only gave up more than one earned run twice.

HIGH SCHOOL

Baseball and basketball star at Mahtomedi High School ... Coached in baseball by John Hardgrave ... Earned three letters in baseball and four in basketball ... Led team to a pair of Section 4 Championships ... First-team All-State in 2015 and was a finalist for Mr. Baseball ... A great student, was on the scholar honor roll in each year ... Hardgrove says, "It's a whole different angle that's he's throwing from and he's a pretty consistent arm slot. The amazing thing about Sean is his athleticism. I mean, his feet are so quick and he fields his position extremely well, and he's got all the tools." ... As a junior, went 8-2 with a 1.23 ERA, leading the club to a second consecutive state tournament berth.

PERSONAL

Full name is Sean Anthony Hjelle ... Pronounced "Jelly" ... Son of Mark and Sue Hjelle ... Born in Fridley, Minn. ... Major is Secondary Education-Social Studies Education...Has two sisters, Mara (27) and Erica (25) ... Nickname is Jelly...Mara played basketball at Wayne State and also professionally in Finland and Germany...Favorite MLB team is the Pittsburgh Pirates...Favorite MLB player is Hall of Famer Roberto Clemente...Wears No. 30 in tribute to two uncles who died from cancer, one of whom was born on the 13th and the other on the 17th, totaling 30.

CAREER STATS

ALL GAMES												
YEAR	G-GS	W-L	ERA	SV	CG	SH	IP	H	R	ER	BB	SO
2016	21-0	4-1	3.74	8	0	0	21.2	25	11	9	11	29
2017	18-17	11-4	3.89	0	1	1	108.2	99	51	47	33	102
TOTALS	39-17	15-5	3.87	8	1	1	130.1	124	62	56	44	131

SEC GAMES												
YEAR	G-GS	W-L	ERA	SV	CG	SH	IP	H	R	ER	BB	SO
2016	12-0	4-1	5.79	4	0	0	14.0	20	10	9	7	15
2017	10-10	7-1	1.90	0	1	1	66.1	43	17	14	24	61
TOTALS	22-10	11-2	2.58	4	1	1	80.1	63	27	23	31	76

CAREER BESTS

INNINGS	9.0, AT TEXAS A&M (3/17/17)
STRIKEOUTS	10, vs. LSU (5/25/17)
PITCHES THROWN	121, AT MISSOURI (4/14/17)



28 • RYAN JOHNSON

6-3 • 220 • JUNIOR • L/L • OF

COLLEGE STATION, TEXAS (COLLEGE STATION HS/TCU/SAN JACINTO COLLEGE)

• 2017 No. 19 JUCO PROSPECT (PERFECT GAME/RAWLINGS)

OUTLOOK

Good size with tools considered some of the best among junior college prospects moving to Division I this season...Draft upside... Premier corner outfielder with plus and accurate arm...Left-handed box presence with adjustability in his swing...Has all the makings of All-SEC power corner outfielder...Has experience at the Division I level and knows what it's like to be part of a winning program and culture.

JUNIOR COLLEGE (SAN JACINTO COLLEGE)

In 2017, played for San Jacinto, the NJCAA Division I runners-up and Southern District Champs...Appeared in 55 games, hitting .299 (53-177) with 36 runs scored, 15 doubles, two triples and seven home runs... Had 37 RBI, 16 walks, 48 strikeouts, four stolen bases, an on-base percentage of .357 and slugging percentage of .525...Rated No. 19 JUCO prospect by Perfect Game.

2016 (TCU)

Played his freshman season at TCU, which won the Big 12 Tournament and advanced to the College World Series...Appeared in 21 games with five starts, all in right field...Scored seven runs and drove in three...Stole a pair of bases...Had six pinch hit appearances...Was Opening Day starter in right field as a freshman.

HIGH SCHOOL

Two-time All-State player at College Station (TX) HS (2013 and 2014)... Coached by Scott Holder...Helped team to 2014 Texas 3A state championship...Two-time Under Armour All-American...Perfect Game All-American in 2014...Top 350 recruit by *Baseball America*...Participated in USA Baseball's National High School Invitational...Two-time area code games participant...Also played basketball and football...Owns the College Station HS basketball single-season record for charges taken (56).

PERSONAL

Full name is Ryan Moiel Johnson...Born in Houston...Son of Tim and Sharon...Has an older sister, Haley... Has played in College World Series each of the past two seasons with TCU (2016) and San Jacinto (2017)...Named Academic All-District...Favorite MLB team is the Houston Astros...Picked UK because he liked the campus and coaching staff and felt it was best place for him to develop...Major is Communication.

CAREER STATS (DIVISION I)

ALL GAMES

YEAR	GP-GS	AVG.	AB	R	H	2B	3B	HR	RBI	BB	SO	SB-A
*2016	21-5	.214	28	7	6	2	0	0	3	2	11	2-2
TOTALS	95-73	.306	278	45	85	18	1	8	59	21	51	0-0

*at TCU

MISCELLANEOUS

YEAR	SAC	SF	HBP	OBP	SLG	PO	A	E	FLD
*2016	0	0	1	.290	.286	8	0	0	1.000
TOTALS	0	0	1	.290	.286	8	0	0	1.000

*at TCU





46 • TANNER JOHNSON

6-2 • 200 • FRESHMAN • R/R • C/OF
 CRESTWOOD, KY. (SOUTH OLDHAM HS)

OUTLOOK

Phenomenal athlete with what coaches call “superior” hand-eye coordination...Plus, plus runner...Unique ability to find the barrel...Coaches believe he’ll hit over .300 for his career...Short to baseball and has shown he can hit good pitching...Has already put on 15 pounds of strength...Raw and needs more seasoning but coaches see some Evan White characteristics in him.

HIGH SCHOOL

Four-year letterman at South Oldham HS, where he was a four-time district champion...Coached by David Watkins...Owns school record with three home runs in a game...Earned all-state honors in both 2016 and 2017...Played in the Kentucky KHSBCA East-West All-Star Game in 2015 and 2016...Spent summer playing with the Kentucky Baseball Club U-18 team...Was a member of the National Honor Society and earned Summa Cum Laude valedictorian of his class...2017 Rawlings-Perfect

Game Honorable Mention All-American...Perfect Game Central - All Region 2nd Team ...Perfect Game 2016 Underclass Honorable Mention... Rated the No. 63 catcher in the country and No. 6 prospect in Kentucky.

PERSONAL

Full name is Tanner Alan Johnson...Born in Louisville, Ky. ... Son of Jeff and Tonya...Has younger sister, Maddy... Considers himself a technology nerd and Apple fan...Major is Management.



3 • BEN JORDAN

6-9 • 250 • FRESHMAN • L/R • RHP
 OLIVE HILL, KY. (WEST CARTER HS)

OUTLOOK

Will redshirt the 2018 season while rehabilitating after undergoing elbow surgery last summer...Is already back into a throwing program...Big-time prospect who fits the profile of former Cats like Alex Meyer and Kyle Cody, who were tall prospects...Has really attacked rehab.

HIGH SCHOOL

2016 Under Armour All-American...2017 Rawlings-Perfect Game 2nd Team All-American...Perfect Game Central - All Region 1st Team... Perfect Game 2015 and 2016 Underclass 1st Team...Rated the No. 97 overall prospect and No. 33 right-handed pitcher in the class of 2017... Ranked the No. 3 prospect in Kentucky...All-area in both baseball and basketball as a sophomore, junior and senior at West Carter HS...All-time leading rebounder and shot blocker and eighth all-time in points at West Carter...Coached by Tim Johnson at West Carter.

PERSONAL

Full name is Benjamin Ray Jordan...Born in Ashland, Ky. ... Son of Kevin and Stephanie...Has three younger sisters, Abby, Kara and Jenna...Father also attended Kentucky...Has worn no. 3 his entire life... Major is Biology.





22 • AUSTIN KEEN

6-0 • 180 • REDSHIRT SOPHOMORE • R/R • RHP
 SMITHTON, ILL. (ALTHOFF CATHOLIC HS)

- CAL RIPKEN SUMMER LEAGUE CHAMPIONS (2017)
- SEC ACADEMIC HONOR ROLL (2017)
- SEC FIRST-YEAR ACADEMIC HONOR ROLL (2016)

OUTLOOK

Should be improved after a year of experience in the SEC...Had second consecutive strong summer...Was up and down in 2017, mostly due to walks...Coaches dropped his arm slot down in the fall to be more of a true sidearmer...Now sits mid-80s with a slider and a changeup...Coaches see him as a weapon in right-on-right matchups.

2017 SUMMER

Pitched in six games with the Bethesda Big Train of the Cal Ripken Collegiate Baseball League...The Big Train were the Ripken League champions for the second consecutive season...Played with UK teammate Luke Heyer...Started three games and posted a 3.29 ERA in 13.2 innings...Allowed 11 hits, only two of which were for extra bases...Struck out 10 but walked 11...Opponents hit just .212 against him...Did not allow a run or hit in 1.1 innings in two playoff appearances.

2017

Appeared in 11 games, all as a reliever...Recorded a 3.68 ERA in 7.1 innings, allowing eight hits and three earned runs...Walked nine, struck out one and hit two batters...Made his collegiate debut on 2/28 at Old Dominion...Started his career with nine consecutive scoreless appearances.

2016 SUMMER

Appeared in nine games for the Amsterdam Mohawks of the Perfect Game League...Team won the league championship...Had a sensational summer, posting a 4-2 record with a 1.00 earned run average in nine starts...Threw 44.1 innings, allowing just 27 hits and striking out 39...Was named an East All-Star...Pitched at least four innings in all nine games, yielding two or less earned runs in each...Earned a win in his lone playoff start, going 6.0 innings while giving up two hits, walking none and striking out eight batters.

2016

Redshirted the season.

HIGH SCHOOL

The Belleville News-Democrat Small-School (Class 1A-2A) Baseball Player of the Year by area coaches ... First-team all-state as a senior and a two-time all-conference honoree (first team) ... Set school records for strikeouts (111) and wins (eight) in a season ... Went 8-1 with a 1.62 ERA in 58.2 innings, earning a save and striking out 111 with 28 walks ... Hit .379 with 33 hits, 30 runs,

seven doubles and 16 RBI as a senior, stealing 23 bases ... Coached by Brett Isaacs, where he also played football and basketball as a freshman and sophomore ... Led team to the state championship as a junior, a runner-up finish as a sophomore and regional championship as a senior ... A great academic, a member of the National Honor Society, graduated with a 4.68 GPA and a Youth Salute Finalist and winner.

PERSONAL

Full name is Austin Patrick Keen ... Son of Brian Keen and Gina Costello ... Born in St. Louis ... Major is Biology...Has two brothers, Rorey (18) and Jay (25), and a sister, Ireland (15) ... Father played baseball at Western Michigan...Favorite MLB team is the St. Louis Cardinals...Wears No. 22 in honor of former MLB infielder David Eckstein, who wore the same number with the Cardinals.

CAREER STATS

ALL GAMES


YEAR	G-GS	W-L	ERA	SV	CG	SH	IP	H	R	ER	BB	SO
2017	11-0	0-0	3.68	0	0	0	7.1	8	3	3	9	1
TOTALS	11-0	0-0	3.68	0	0	0	7.1	8	3	3	9	1

SEC GAMES

YEAR	G-GS	W-L	ERA	SV	CG	SH	IP	H	R	ER	BB	SO
2017	6-0	0-0	7.36	0	0	0	3.2	4	3	3	6	1
TOTALS	6-0	0-0	7.36	0	0	0	3.2	4	3	3	6	1

CAREER BESTS

INNINGS	1.0, FIVE TIMES
STRIKEOUTS	1, AT MISSISSIPPI STATE (4/9/17)
PITCHES THROWN	22, AT FLORIDA (5/19/17)



25 • COLTYN KESSLER

6-3 • 220 • FRESHMAN • L/R • C/IF

HIGH RIDGE, Mo. (ROCKWOOD SUMMIT SENIOR HS)

OUTLOOK

Good athlete who has played both third base and catcher since arriving on campus...Accomplished hitter with bat speed around 100 mph...Exceptional power from the left side...Will create fear in opposing pitchers with that power in Cliff Hagan Stadium...Can still go the other way...Arm has proven to be solid...A work in progress with huge upside.

HIGH SCHOOL

Team captain as a senior in 2017...Earned First-Team All-State and All-Conference honors...Was named 2017 Conference Player of the Year...Named First-Team All-Conference in 2015 and 2016 as well...2017 Rawlings-Perfect Game Honorable Mention All-American...Perfect Game Central - All Region 2nd Team...Rated the No. 20 prospect in Missouri...Coached by Jason Schnieder.

PERSONAL

Full name is Coltyn Benjamin Kessler...Born in St. Louis, Mo. ... Son of

Brian and Brook...Has younger sister, Camryn...Father played baseball in college at Rend Lake...Mother played soccer at University of Missouri-St. Louis...Four-year member of Honor Roll...Major is Exploratory Studies in Business and Economics.





21 • JUSTIN LEWIS

6-7 • 205 • REDSHIRT JUNIOR • R/R • RHP
 SUWANEE, GA. (GREATER ATLANTA CHRISTIAN)

- 2018 MLB DRAFT COLLEGE PROSPECT, No. 59 (D1 BASEBALL)
- 2018 MLB DRAFT PROSPECT, No. 95 (BASEBALL AMERICA)
- 2018 DRAFT SEC PROSPECT, No. 16 (D1 BASEBALL)
- 11TH ROUND DRAFT PICK IN 2017 (TAMPA BAY RAYS)
- SEC ACADEMIC HONOR ROLL (2017)
- 2016 FRESHMAN ALL-AMERICA (COLLEGIATE BASEBALL)
- SEC No. 22 2017 DRAFT PROSPECT (D1 BASEBALL)
- 2015 PERFECT GAME LEAGUE ALL-STAR (SP)
- 19TH ROUND DRAFT PICK IN 2014 (SAN DIEGO PADRES)

OUTLOOK

2017 Sunday starter...Surprised some people by returning for another season...Gives the Cats an anchor on the weekend...When he's at his best is nearly untouchable..Came within six outs of a perfect game last season...Has sixth-best UK career ERA as he enters junior season... Devastating change up...Good athlete on the mound...Stands 6-foot-7 and has filled out physically...Former basketball player...One of the most likeable and out-going players on the team...Family a who's who of professional athletes.

2017

Made 17 appearances with 16 starts...Went 6-4 with a 3.56 ERA in 91.0 innings...Allowed 71 hits and 27 walks while striking out 72...Opponents hit .224 against him on the season...Was 4-2 with a 3.81 ERA in 10 SEC starts...Threw his first complete game in a win over LSU on 4/23...Gave up two hits and no runs in second-career start on 2/26 vs. Delaware... Followed that up with a near perfect game, giving up only an eighth inning solo HR while striking out a career-high eight in a win over UC Santa Barbara on 3/5...Earned a series-clinching win over Ole Miss on 3/25 with seven innings of one-run baseball...Despite being sick, earned series-clinching win at Missouri while allowing just one run on 4/16... Gave up just one hit in 5.1 innings vs. South Carolina in SEC Tournament...Ranks fifth on UK career chart for hits allowed per nine innings at 7.6...Is sixth on UK's career ERA list (3.19)...Was drafted in the 11th round by the Tampa Bay Rays but rebuffed offers to sign to return for junior season.

2016 SUMMER

Played for the Hyannis Harbor Hawks of the prestigious Cape Cod League...Appeared in nine games with three starts...Finished with an 0-1 record and 4.78 earned run average in 26.1 innings pitched...Allowed just 22 hits and struck out 29...Got stronger as the summer went on...Best game came as a starter, yielding just one run on two hits and striking out eight in 6.0 innings...Team made the CCL playoffs.

2016

Posted a 2-0 record with a 2.08 earned run average and four saves in 21 games...Served as the Cats' setup man for much of the season... Struck out 25 batters and gave up just 25 hits in 30 1/3 innings of work... Held opposing hitters to a .221 batting average against...His 2.08 ERA was the second-lowest on the team (Zach Strecker, 1.84) by pitchers with multiple appearances on the season...Did not give up an earned run in 17 of 21 appearances...Struck out three batters in 3 1/3 scoreless innings to earn a save against No. 1 Florida on Mar. 26...Earned a save on Mar. 20 with four scoreless innings on the road against Georgia... Recorded multiple strikeouts six times.

2015

Redshirted season.

HIGH SCHOOL

All-region and all-county selection as a senior in 2014 while playing for Cliff Shelton at Greater Atlanta Christian ... Had a 7-3 record as a senior in 65 innings ... Finished third in school history in ERA in his career ... Hit .345 as a senior, belting three homers, with two going as walk-off blasts ... One walk-off homer came on senior night and a second in the first round of the state playoffs ... Hit .310 as a junior with two homers ... Paced team to a state runner-up finish as a senior ... Led team to back-to-back state championships in basketball ... Finished his final basketball season leading the club to a 32-0 record and a No. 11 final ranking by USA Today ... Member of the academic honor roll.

PERSONAL

Full name is Justin Mark Lewis ... Son of Joe and Robin ... Born in Suwanee, Ga. ... Major is Communications...Has two high-profile cousins, including former Kentucky basketball great and NBA veteran Chuck Hayes ... Also cousins with Seattle Seahawks cornerback Richard Sherman ... Active in the community, participating in the Fellowship of Christian Athletes, the Special Olympics and the Hosea Feed the Hungry program...First MLB game he attended was in 1996, where he took a photo with former Dodgers manager Tommy LaSorda...Wears No. 21 in honor of former Chicago Cubs outfielder Sammy Sosa.

CAREER STATS

ALL GAMES

YEAR	G-GS	W-L	ERA	SV	CG	SH	IP	H	R	ER	BB	SO
2016	21-0	2-0	2.08	4	0	0	30.1	25	7	7	10	25
2017	17-16	6-4	3.56	0	1	0	91.0	77	38	36	27	72
TOTALS	38-16	8-4	3.19	4	1	0	121.1	102	45	43	37	97

SEC GAMES

YEAR	G-GS	W-L	ERA	SV	CG	SH	IP	H	R	ER	BB	SO
2016	8-0	0-0	0.73	3	0	0	12.1	8	1	1	3	8
2017	10-10	4-2	3.81	0	1	0	56.2	57	25	24	16	44
TOTALS	18-10	4-2	3.26	3	1	0	69.0	65	26	25	19	52

CAREER BESTS

INNINGS	9.0, vs. LSU (4/23/17)
STRIKEOUTS	8, TWICE
PITCHES THROWN	111, vs. LSU (4/23/17)



4 • ZEKE LEWIS

5-9 • 165 • REDSHIRT SOPHOMORE • S/R • IF
 ATLANTA, GA. (MAYS HS)

- SEC ACADEMIC HONOR ROLL (2017)
- SEC FIRST-YEAR ACADEMIC HONOR ROLL (2016)

OUTLOOK

Versatile utility infielder who can play second base, third base and shortstop...Switch-hitter who can take a walk...Dangerous once he is on the bases...Was the club's top choice in 2017 when it needed to insert speed on the bases...Great teammate...Understands what his role is and embraces it...Bat is improving under guidance of the coaching staff...Confident, reliable defender.

2017 SUMMER

Appeared in 21 games with the Danbury Westerners of the New England Collegiate Baseball League...Played with UK teammate Brad Schaezner...Had three doubles, scored four runs, stole six bases and drove in two runs in just 56 at bats...Walked five times and was hit by a pitch...Primarily played shortstop.

2017

Appeared in 28 games, 21 of which came as a pinch runner...Saw time at second base, shortstop and third base...Made his collegiate debut on 2/17 at North Carolina as a pinch runner...Scored 12 runs on the season with four walks and a hit by pitch...His 12 runs scored came in 12 different games.

2016 SUMMER

Appeared in 41 games for the Elmira Pioneers of the Perfect Game League as a teammate of fellow Wildcats Sean Hjelle and Storm Wilson...Hit .202 but scored 22 runs, walked 13 times and stole six bases...Added a pair of doubles, two triples and drove in 10 runs as a versatile infielder.

2016

Redshirted the season.

HIGH SCHOOL

Coached by Michael Jennings at Mays High School ... A four-year starter at shortstop ... Named to the Perfect Game 18U WWBA All-Tournament Team in 2015 and 2014 ... Two-time gold glove winner for Mays ... Won the Marquis Grissom Leadership Award in 2015 ... Hit .427 as a senior with 31 runs, 32 hits, 19 RBI, 21 steals and one homer ... Was rated by Perfect Game as the 108th best prospect in Georgia.

PERSONAL

Full name is Isaiah Phillip Lewis ... Son of Phillip and Joyce Lewis ... Born in Atlanta, Ga. ... Major is Arts Administration...Has a sister, Iris...Favorite MLB team is the New York Yankees...First MLB game attended was the Atlanta Braves vs. Philadelphia Phillies in Atlanta...Wears No. 4 as a tribute to the section of Atlanta he grew up in, known as "Zone 4"...Enjoys working on his music in his spare time.

CAREER STATS

ALL GAMES

YEAR	GP-GS	AVG.	AB	R	H	2B	3B	HR	RBI	BB	SO	SB-A
2017	28-0	.000	5	12	0	0	0	0	0	4	3	0-1
TOTALS	28-0	.000	5	12	0	0	0	0	0	4	3	0-1

SEC GAMES

YEAR	GP-GS	AVG.	AB	R	H	2B	3B	HR	RBI	BB	SO	SB-A
2017	9-0	.000	2	5	0	0	0	0	0	0	2	0-1
TOTALS	9-0	.000	2	5	0	0	0	0	0	0	2	0-1

MISCELLANEOUS

YEAR	SAC	SF	HBP	OBP	SLG	PO	A	E	FLD
2017	0	0	1	.500	.000	3	6	1	.900
TOTALS	0	0	1	.500	.000	3	6	1	.900

CAREER HIGHS

Hits	---
RBI	---
Runs Scored	1, 12 times
Hitting Streak	---



15 • TRIP LOCKHART

6-3 • 200 • FRESHMAN • R/R • RHP
 LEXINGTON, KY. (LEXINGTON CATHOLIC HS)

OUTLOOK

Local product who has very projectable frame as he fills out...Ultimate strike thrower...Sits 88 to 90 mph...Has quality feel for three pitches...Had an up and down fall but is expected to compete for innings in the midweek games.

HIGH SCHOOL

Played for back-to-back regular season district champion Lexington Catholic HS...Named First-Team All-City in 2016 and 2017...Named Second-Team All-State in 2017...2017 Rawlings-Perfect Game Honorable Mention All-American...Central - All Region 2nd Team...2016 Underclass Honorable Mention...Rated the No. 15 player in Kentucky...Played for Taylor Brooks.

PERSONAL

Full name is Jimmie Wayne Lockhart III...Born in Lexington, Ky. ... Son of Jimmie and Sally...Has a sister, Katie...Major is Marketing...Picked UK to play for his hometown school.





41 • GRANT MACCIOCCHI

6-2 • 190 • JUNIOR • R/R • IF/RHP

WEST CHESTER TOWNSHIP, OHIO (MOELLER HS/MISSOURI/MURRAY STATE COLLEGE)

- SECOND-TEAM JUCO ALL-AMERICAN (2017)
- 2017 No. 127 JUCO PROSPECT (PERFECT GAME/RAWLINGS)

OUTLOOK

Junior college All-American...Began his career as a pitcher at Missouri so owns SEC experience...Was a two-way threat in JUCO...Expected to see action in the field and on the mound for Cats...Reliable glove with plus instincts...Baseball player...Fast-twitch guy that is a doubles machine...Base stealer...Was limited throughout the fall as he rehabilitated from an injury but will make impact this spring if healthy.

JUNIOR COLLEGE (MURRAY STATE COLLEGE)

In 2017, played in 61 games at Murray State College, hitting .393 (95-242) with a .491 on-base percentage and .595 slugging percentage... Murray State played in the NJCAA Division II World Series...Was a Second-Team All-American...Led the nation in runs (98), hits (95) and at bats (242)...Added 23 doubles, seven triples, four home runs and 50 RBI with 43 walks and just 23 strikeouts...His 32 steals ranked 11th nationally... Ranked seventh in triples and eighth in total bases...Owns Murray State single-season school records for runs, at bats, hits, doubles, triples and stolen bases...Appeared in 11 games on the mound, posting a 7-0 record with a 2.30 ERA in 58.2 innings...Gave up 15 earned runs with 13 walks, 52 strikeouts with three complete games...Rated No. 127 JUCO prospect by Perfect Game...Played for Zach Crabtree.

2016 (MISSOURI)

Played at Missouri as a freshman...Appeared in six games, starting two...Went 1-0 with a 4.35 ERA...Allowed 10 hits and five earned runs in 10.1 innings, striking out three and walking just two...Did not allow a hit in five innings against non-conference foes...Opponents hit just .244 against him, second-lowest mark on the team behind star pitcher Tanner Houck...Was a pitcher only for the Tigers.

HIGH SCHOOL

Played at Cincinnati Moeller High School, which also produced former UK players Riley Mahan and Zach Logue...Went 10-0 with a 0.97 ERA in 11 starts as a senior in 2015...Did not allow a home run and yielded just nine earned runs during his high school career...Was a two-way star who also hit .406...Moeller won the 2015 Ohio State Championship... In that game he earned the win and drove in the game-winning run during a 3-for-4, four-RBI effort...Was named 2015 Honorable Mention All-American by Perfect Game...Ohio Player of the Year in 2015...Played for Tim Held.

PERSONAL

Full name is Grant William Macciocchi...Pronounced "Muh-CHOCK-e"... Born in Cincinnati...Son of Vince and Lisa...Has an older brother, Bradley, who played baseball at Wright State...Has a younger sister, Kayla, who also attends Kentucky, and a younger brother, Drew...Father played basketball at Eastern Illinois...Honor Roll student at Moeller HS...Favorite MLB team is the Cincinnati Reds...Picked UK because he loved what the coaches and program had to offer and also wanted to return to the SEC...Major is Communication.

CAREER STATS (DIVISION I)

ALL GAMES

YEAR	G-GS	W-L	ERA	SV	CG	SH	IP	H	R	ER	BB	SO
*2016	6-2	1-0	4.35	0	0	0	10.1	10	7	5	2	3
TOTALS	6-2	1-0	4.35	0	0	0	10.1	10	7	5	2	3

*at Missouri

SEC GAMES

YEAR	G-GS	W-L	ERA	SV	CG	SH	IP	H	R	ER	BB	SO
*2016	4-0	0-0	8.44	0	0	0	5.1	10	7	5	2	2
TOTALS	4-0	0-0	8.44	0	0	0	5.1	10	7	5	2	2

*at Missouri





33 • CHRIS MACHAMER

6-2 • 210 • SOPHOMORE • R/R • RHP
 NORTH CANTON, OHIO (MASSILLON HS)

- 2019 DRAFT SEC PROSPECT, No. 14 (D1 BASEBALL)
- No. 108 CAPE COD LEAGUE PROSPECT (D1BASEBALL)
- SEC FIRST-YEAR ACADEMIC HONOR ROLL (2017)

OUTLOOK

Sat in the mid-90s for much of his freshman season...Became the setup man for closer Logan Salow midway through the season...Comes right after hitters...No surprises, just well above average stuff...Breaking ball is improving...Super competitive and confident on the mound...Perfect mentality for a closer...Not scared at all.

2017 SUMMER

Appeared in three games with the Brewster Whitecaps of the competitive Cape Cod League...Was lights out in his short stay on the Cape, going 2-0 with a save in 6.2 innings of work...Allowed just three hits and struck out six as opponents hit just .130 against him...Drew the attention of scouts with his plus fastball and competitiveness on the mound.

2017

Appeared in 24 games...Went 2-0 with a 3.18 ERA in 34.0 innings pitched...Yielded just 20 hits, walked 14 and struck out 39...Earned his first career save on 5/24 vs. South Carolina in the SEC Tournament... Made his first collegiate appearance on 2/24 vs. St. Joseph's, striking out two in a perfect inning of work...Struck out a career-high five batters on 4/8 at Mississippi State...Emerged as the Cats' primary setup man for closer Logan Salow...Struck out at least one batter in nine of his final 10 appearances...Threw a career-high 53 pitches on 6/4 vs. NC State in the NCAA Tournament...Logged a career-high 4.1 innings on 5/13 vs. Tennessee, giving up no baserunners and striking out two.

HIGH SCHOOL

Ranked the No. 80 right-handed pitcher and No. 241 overall player in the high school class of 2016 by PerfectGame.org... 2016 Gatorade State Baseball Player of the year ... Accumulated numerous honors and named First-team All-State, OHSBCA Outstanding Offensive Player, OHSBCA senior all-star, and Division 1 Player of the Year as a senior ... Went 5-1 on the mound during his senior season with a 0.19 ERA and 60 strikeouts in 36.1 innings pitched ... No. 2 ranked prospect in Ohio as rated by Prep Baseball Report ... Hit .523 with a .644 on-base percentage and 30 runs as a senior ... Attended the 2016 All-Star Preps Best of Stark Gala ... Coached by Spike Ridgley ... Earned four letters in baseball.

PERSONAL

Full name is Christopher John Machamer...Last name is pronounced "Mock-UH-mer"...Major is Communication...Son of John and Stephanie Machamer...Born in North Canton, Ohio...participated in several community service organizations while in high school...Wears No. 33 because it was Jesus' age when he died.

CAREER STATS

ALL GAMES

YEAR	G-GS	W-L	ERA	SV	CG	SH	IP	H	R	ER	BB	SO
2017	24-0	2-0	3.18	1	0	0	34.0	20	13	12	14	39
TOTALS	24-0	2-0	3.18	1	0	0	34.0	20	13	12	14	39

SEC GAMES

YEAR	G-GS	W-L	ERA	SV	CG	SH	IP	H	R	ER	BB	SO
2017	9-0	1-0	3.52	0	0	0	15.1	8	6	6	9	16
TOTALS	9-0	1-0	3.52	0	0	0	15.1	8	6	6	9	16

CAREER BESTS

INNINGS	4.1, vs. TENNESSEE (5/13/17)
STRIKEOUTS	5, AT MISSISSIPPI STATE (4/8/17)
PITCHES THROWN	53, vs. NC STATE (6/4/17)



12 • ALEC MALEY

6-1 • 185 • SENIOR • R/R • RHP

ROUND ROCK, TEXAS (COLLEYVILLE HERITAGE HS/HOWARD COLLEGE)

- CAL RIPKEN SUMMER LEAGUE ALL-STAR (2017)
- CAL RIPKEN SUMMER LEAGUE RUNNER-UP (2017)

OUTLOOK

Back end of the bullpen piece...Tall, lanky sidearm action that can be extremely difficult matchup for right-handed hitters...Sweeping breaking ball that runs away from righties...Stuff ticked up in the fall...Sits 90 to 93 mph...Had a good fall after a sensational summer...Had an up and down 2017 but finished strong, giving up just one earned run over his final eight appearances...Needs to limit the walks.

2017 SUMMER

Appeared in 13 games as a reliever with the Baltimore Redbirds of the Cal Ripken Collegiate Baseball League...Posted a 1-0 record with a 1.42 ERA in 12.2 innings, allowing just 10 hits and four walks while striking out 16...Recorded two saves...Opposing batters hit just .208 against him...Allowed an earned run just three of 13 appearances...Was named a Ripken League all-star, where he struck out two in a scoreless inning of work...Appeared in two playoff games for the league runners-up.

2017

Appeared in 13 games as a reliever...Had a 5.59 ERA in 9.2 innings...Struck out nine hitters, walked 10 and hit two...Gave up an earned run in just one of his final eight appearances...Made his Kentucky debut on 2/18 at North Carolina...Struck out a career-high three vs. Ole Miss on 3/23.

JUNIOR COLLEGE (HOWARD COLLEGE)

Played two seasons at Howard College (Texas) in the Division I of the NJCAA...In 2016, the sophomore made 15 appearances for the Hawks...Posted a 1-1 record with a 7.94 earned run average and two saves in the offensive-heavy league...Pitched 17.0 innings, yielding 30 hits, 22 runs, 15 earned runs and 14 walks...Struck out 14 batters for a 7.41 strikeouts per nine innings mark...Had eight scoreless outings...In 2015, the freshman made 19 appearances, going 4-2 with a 8.80 ERA and three saves...In 30.2 innings pitched gave up 39 hits, 40 runs and 30 earned runs...Struck out 38 batters and walked just six...Posted a dominant 11.2 strikeouts per nine innings rate.

HIGH SCHOOL

Led Colleyville Heritage High School to district championship and named First-Team All-District as a senior ... Coached by Alan McDougal ... Earned three letters in baseball.

PERSONAL

Full name is Alec Charles Maley...Major is Communication...Last

name pronounced "Mal-ee"...Son of Charles and Suzanna Graham...Born in Fort Worth, Texas... Has two older sisters, Jessica (29) and Whitney (26) Graham, and older brother, Grady Graham (25)...Favorite MLB team and first MLB hat is the Texas Rangers...First MLB game attended was Texas Rangers vs. Oakland A's in Arlington...Wears No. 12 because it's closest to No. 11.

CAREER STATS

ALL GAMES

YEAR	G-GS	W-L	ERA	SV	CG	SH	IP	H	R	ER	BB	SO
2017	13-0	0-0	5.59	0	0	0	9.2	13	9	6	10	9
TOTALS	13-0	0-0	5.59	0	0	0	9.2	13	9	6	10	9

SEC GAMES

YEAR	G-GS	W-L	ERA	SV	CG	SH	IP	H	R	ER	BB	SO
2017	4-0	0-0	10.38	0	0	0	4.1	7	5	5	7	4
TOTALS	4-0	0-0	10.38	0	0	0	4.1	7	5	5	7	4

CAREER BESTS

INNINGS	2.0, vs. OLE MISS (3/23/17)
STRIKEOUTS	3, vs. OLE MISS (3/23/17)
PITCHES THROWN	41, vs. OLE MISS (3/23/17)



55 • AUSTIN MAROZAS

6-7 • 235 • FRESHMAN • R/R • RHP
 PLAINFIELD, ILL. (PLAINFIELD SOUTH HS)

OUTLOOK

Will redshirt the 2018 season due to injury...Big, physical righty from suburbs of Chicago...Low to mid-90s stuff with good breaking ball when healthy...Excellent demeanor and doesn't appear to get sped up on the mound...Will be major contributor in the future.

HIGH SCHOOL

First Team All-State and All-Midwest Region in 2016...0.67 earned run average during his three years on the varsity team...Played summer baseball with the Chi-Town Cream...2017 Rawlings-Perfect Game 3rd Team All-American...Perfect Game Central - All Region 1st Team... Perfect Game 2015 and 2016 Underclass Honorable Mention...Rated No. 163 overall player in 2017, No. 59 right-handed pitcher and No. 2 prospect in Illinois...Played for Phil Bodine.

Full name is Austin Nathaniel Marozas...Pronounced "Muh-ROSE-us"... Born in Chicago...Son of Tim and Genna...Has younger sister, Breana... Favorite MLB team is the Chicago White Sox...Major is Management... Picked UK because of Coach Mingione and the overall feel of the school.



PERSONAL



24 • BRETT MARSHALL

6-3 • 225 • REDSHIRT FRESHMAN • R/R • RHP
 LOUISVILLE, KY. (TRINITY HS)

- MISSION TRIP TO PANAMA (SUMMER 2017)
- SEC FIRST-YEAR ACADEMIC HONOR ROLL (2017)

OUTLOOK

Cleared to pitch to hitters at start of spring practice after undergoing elbow surgery last spring...Had legitimate chance to win a mid-week starter role last season before going down with injury...Plus makeup in the locker room and on the mound...Comes from a winning high school program...Cerebral pitcher on the mound, understanding how to set hitters up...Very even-keeled demeanor.

2017

Redshirted the season.

HIGH SCHOOL

Named USA Today All-Area First Team, First-Team All-State, and First-Team All-Region as a senior ... Led team to three district championships in a row from 2014-16 ... First-Team All-Region and Second-Team All-

State as a junior ... Two-time 7th Region Player of the Year runner-up following his junior and senior seasons ... Two-time KHSAA first-team All-American ... Earned three letters in baseball ... Coached by Rick Arnold ... Has volunteered with the St. John's Center and the Special Olympics.

PERSONAL

Full name is Brett Baron Marshall...Major is Communication...Son of John and Lynne Marshall...Older brother, Tyler, was an infielder on the UK Baseball team from 2015-17...Father, John, played professional baseball with the Philadelphia Phillies and Texas Rangers organizations and played baseball at Kentucky from 1986-88...Both parents attended UK...Has worked as a volunteer with the Special Olympics and other organizations...Favorite MLB team is the Boston Red Sox...Wears No. 24 in honor of favorite player Ken Griffey Jr.



45 • AARON McGEORGE

5-11 • 170 • JUNIOR • R/R • RHP

LEXINGTON, KY. (HENRY CLAY HS/WABASH VALLEY COLLEGE)

• 2017 No. 76 JUCO PROSPECT (PERFECT GAME/RAWLINGS)

OUTLOOK

Local product who returns to Lexington after two years in junior college...Not the most imposing figure on the mound but surprises hitters with a big arm...Low 90s fastball with quality breaking ball...Really good athlete...Will be a bullpen piece this season...Working his way back from a foot injury that sidelined him in the fall.

JUNIOR COLLEGE (WABASH VALLEY COLLEGE)

Played the 2016 and 2017 seasons at Wabash Valley College... Appeared in 14 games with 12 starts...Was 4-4 with a 3.79 ERA. Pitched 57.0 innings, allowing 51 hits, 24 earned runs, 19 walks and 41 strikeouts...Averaged 6.47 strikeouts per nine innings and allowed just four home runs...Rated No. 76 JUCO prospect by Perfect Game...Wabash was the region champion in both 2016 and 2017...Played for Rob Fournier.

HIGH SCHOOL

Four-year letterwinner...Had stellar career at Henry Clay HS in Lexington, Ky., earning First-Team All-City and Second-Team All-State in 2015..Played for Jordan Tarrence.

PERSONAL

Full name is Aaron Michael McGeorge...Born in Lexington, Ky... Son of Rob and Cindy...Has two older brothers, Robert (28) and Paul (24)...Several family members also attended Kentucky... Favorite MLB team is the Cincinnati Reds...Picked UK because of coach Nick Mingione and it also being his hometown school... Major is Kinesiology.





47 • ANDREW MILLER

6-3 • 210 • REDSHIRT JUNIOR • L/L • LHP
 STRATFORD, N.J. (STERLING HS/MARYLAND)

• 34TH ROUND DRAFT PICK IN 2015 (NEW YORK YANKEES)



OUTLOOK

Will sit out the 2018 season after transferring from Maryland...Is rehabilitating his arm after undergoing Tommy John surgery last summer...Can be a shutdown lefty at the back end of games.

2016/2017 (MARYLAND)

As a sophomore at Maryland in 2017 posted a 2-2 record with a 1.96 ERA and three saves in 20 appearances...Pitched 18.1 innings, giving up just nine hits and four earned runs with six walks and 17 strikeouts... Opponent batted just .153 against him...As a freshman in 2016, struck out nine in 7.0 innings over 10 appearances.

HIGH SCHOOL

Played at Sterling High School for coach Chris Hoffman...Was a three-year letterwinner...Was an all-around athlete, also playing soccer and basketball...was a two-time all-conference performer and member of the 2015 All-South Jersey Team...Went 5-0 with a 1.60 ERA and 88 strikeouts in 52.2 innings as a senior.

PERSONAL

Full name is Andrew James Miller...Born in Pomona, N.J. ... Son of Donald and Linda...Has a sister, Shannon...Drafted by the New York Yankees in the 34th round of the 2015 MLB Draft...Worked with the League of Dreams from 2011-15...Favorite MLB team is the Philadelphia Phillies...Chose UK because of the academic standards and campus environment, in addition to the program's accomplishments...Major is Communication.

CAREER STATS (DIVISION I-A)

ALL GAMES

YEAR	G-GS	W-L	ERA	SV	CG	SH	IP	H	R	ER	BB	SO
*2016	10-0	0-0	11.57	0	0	0	7.0	13	10	9	7	9
*2017	20-0	2-2	1.96	3	0	0	18.1	9	6	4	6	17
TOTALS	30-0	2-2	4.66	3	0	0	25.1	22	16	13	13	26

*at Maryland



38 • JIMMY RAMSEY

6-7 • 240 • FRESHMAN • L/R • RHP/OF
 MINNETONKA, MINN. (MINNETONKA HS)

OUTLOOK

Has seen time exclusively on the mound since his arrival due to roster needs...Chance to pitch out of the bullpen...Big, physical right-hander...Sits 88 to 92 mph...Very deceptive and had a good fall...As a hitter, has huge power...Has hit balls over the scoreboard despite it being opposite field...Bat speed has touched 107 mph...In future seasons coaches feel he'll make an impact both at the plate and on the mound.

HIGH SCHOOL

2017 Rawlings-Perfect Game Honorable Mention All-America... Perfect Game Center All-Region First-Team...Perfect Game 2016 Underclass Second-Team...Perfect Game 2015 Underclass Honorable Mention...Rated No. 91 overall right-handed pitcher and No. 2 prospect in Minnesota.

PERSONAL

Son of Jim and Joyce...Has an older sister, Jordan...Major is Kinesiology...Played hockey for 12 years.





6 • TRISTAN POMPEY

6-4 • 205 • JUNIOR • S/R • OF
 TORONTO, ONTARIO (VANIER CATHOLIC HS)

- 2018 PRESEASON FIRST-TEAM ALL-AMERICA (PERFECT GAME/RAWLINGS)
- 2018 PRESEASON FIRST-TEAM ALL-AMERICA (NCBWA)
- 2018 PRESEASON SECOND-TEAM ALL-AMERICA (BASEBALL AMERICA)
- 2018 PRESEASON SECOND-TEAM ALL-AMERICA (D1 BASEBALL)
- 2018 PRESEASON THIRD-TEAM ALL-AMERICA (COLLEGIATE BASEBALL)
- 2018 PRESEASON SEC PLAYER OF THE YEAR (D1 BASEBALL)
- 2018 PRESEASON ALL-SEC (PERFECT GAME/RAWLINGS)
- 2018 MLB DRAFT PROSPECT, No. 14 (BASEBALL AMERICA)

- 2018 MLB DRAFT PROSPECT, No. 32 (D1 BASEBALL)
- 2018 MLB DRAFT PROSPECT, No. 34 (PERFECT GAME/RAWLINGS)
- 2018 MLB DRAFT PROSPECT, No. 29 (MLB PIPELINE)
- 2018 MLB DRAFT COLLEGE PROSPECT, No. 26 (D1 BASEBALL)
- 2018 COLLEGE OUTFIELD PROSPECT, No. 4 (D1 BASEBALL)
- 2018 DRAFT SEC PROSPECT, No. 5 (BASEBALL AMERICA)
- 2018 DRAFT SEC PROSPECT, No. 9 (D1 BASEBALL)
- TOP 10 CAPE COD LEAGUE PROSPECT (BASEBALL AMERICA)
- TOP 12 CAPE COD LEAGUE PROSPECT (D1 BASEBALL)
- COLLEGIATE ALL-CANADIAN TEAM (CANADIAN BASEBALL NETWORK)
- BASEBALL AMERICA THIRD-TEAM ALL-AMERICAN (2017)
- PERFECT GAME/RAWLINGS THIRD-TEAM ALL-AMERICAN (2017)
- COLLEGIATE BASEBALL THIRD-TEAM ALL-AMERICAN (2017)
- ABCA SOUTH ALL-REGION FIRST-TEAM (2017)
- FIRST-TEAM ALL-SEC (2017)
- COLLEGE HOME RUN DERBY PARTICIPANT (2017)
- GREGG OLSON BREAKOUT PLAYER OF THE YEAR SEMIFINALIST (2017)
- SEC ACADEMIC HONOR ROLL (2017)

OUTLOOK

Dynamic switch-hitting player that can play all three outfield positions... Base stealing ability is above average... Defense has improved tremendously... Has developed into one of the leaders in the clubhouse... Power threat from both sides... Can steal 15-20 bases... Premier athlete... Patient at the plate... Line drive hitter... Can hit leadoff or in middle of the order... Considered UK's top draft prospect, a potential first-rounder... Very smart player who can adjust mid-at bat... Comes from baseball pedigree with his brother, Dalton, having reached MLB with Toronto.

2017 SUMMER

Appeared in 23 games with the Wareham Gatemen of the famed Cape Cod League... Hit .230 with two doubles, a triple, two home runs and 15 RBI... Scored seven runs and stole five bases... Exploded onto the scene by hitting two home runs and driving in six runs in his first game with the Gatemen... Participated in the College Home Run Derby in Omaha... Was named a top 12 prospect on the Cape by both Baseball America and D1Baseball.

2017

Started all 66 games... Hit .361 in a single-season UK record 266 at bats... 96 hits ranked second nationally and third on UK's single-season chart and most since 2008... Was fifth nationally in runs scored with 70, which ranks third in a single-season at UK... Was 28th nationally in walks (46), which ranks fifth on UK single-season list... Scorched 18 doubles, 10 home runs and drove in 46 RBI... Stole nine bases... Led the team with a .464 OBP... Posted an OPS of 1.005... In SEC play, led the league in batting average (.410) and hits (50)... Ranked third in league games in runs (31), slugging (.697), OBP (.493) and total bases (85)... Reached base in each of the final 37 games... Posted 29 multi-hit games, including 12 of three hits or more... Had a season-long 14 game hitting streak from 4/4-4/28... Had 12 multi-RBI games... Hit two home runs at Missouri on 4/15... In back-to-back series vs. Miss. State and Mizzou he went 16-of-23 with eight runs, seven RBI and six extra base hits... Hit a critical grand slam in win at Florida on 5/18.

2016

Appeared in 49 games with 43 starts... Batted .233 in 150 at bats with 25 runs scored, 8 doubles, one triple, seven home runs, 29 runs batted in

and two stolen bases... Walked 20 times and struck out 48... Had seven multi-hit games... Knocked in at least two runs eight times... Had three game-winning RBI... Started the season hot, hitting three home runs on opening weekend, including two vs. Dayton on 2/21... In that Dayton game finished 4-of-5 with three runs, four RBI, two home runs, a double and a triple, falling just a single short of hitting for the cycle... Earned SEC co-Freshman of the Week honors for Week 1... Started 19 of the Wildcats' final 20 games... Had a six-game hitting streak from 3/15 to 3/25... Homered in a critical victory over South Carolina on 5/7... Homered twice and tripled in three-game series at Ole Miss... Hit .239 with seven extra base hits and a .423 slugging percentage in 23 SEC games... Played each of the outfield positions, starting 22 games in left field, 15 in centerfield and five in right field... Made just one error on the season and owned a .988 fielding percentage.

HIGH SCHOOL

Led the Canadian Junior National Team to the World Championships in 2015... Played basketball and volleyball for two seasons at Jean Vanier... Played for the Toronto Baseball Club... Mother Val helped him develop as a switch hitter... Ranked as the fifth-best Canadian prospect by Baseball America entering the 2015 MLB Draft.

PERSONAL

Full name is Tristan Gabriel Pompey... Pronounced "Pom-pay"... Born in New Westminster, British Columbia... Son of Ken and Valerie Pompey... Major is Communication... Has an older brother, Dalton, who was the opening day centerfielder for the Toronto Blue Jays in 2015... Favorite MLB team is the Toronto Blue Jays... Wears No. 6 as a tribute to the nickname for his hometown of Toronto, 'The 6'.

CAREER STATS

ALL GAMES

YEAR	GP-GS	AVG.	AB	R	H	2B	3B	HR	RBI	BB	SO	SB-A
2016	49-43	.233	150	25	35	8	1	7	29	20	48	2-2
2017	66-66	.361	266	70	96	18	0	10	45	46	56	9-13
TOTALS	115-109	.315	416	95	131	26	1	17	12	66	104	11-15

SEC GAMES

YEAR	GP-GS	AVG.	AB	R	H	2B	3B	HR	RBI	BB	SO	SB-A
2016	23-19	.239	71	11	17	4	0	3	9	6	22	0-0
2017	30-30	.410	122	31	50	8	0	9	27	20	26	6-9
TOTALS	53-49	.347	193	42	67	12	0	12	36	26	48	6-9

MISCELLANEOUS

YEAR	SAC	SF	HBP	OBP	SLG	PO	A	E	FLD
2016	1	4	3	.328	.440	84	0	2	.977
2017	1	1	6	.464	.541	87	1	2	.978
TOTALS	2	5	9	.415	.505	171	1	4	.977

CAREER HIGHS

HITS	4, THREE TIMES
RBI	4, THREE TIMES
RUNS SCORED	4, AT OLD DOMINION (2/25/17)
HITTING STREAK	14 (4/4-4/28/17)



19 • ALEX RODRIGUEZ

5-9 • 195 • JUNIOR • R/R • IF

PEMBROKE PINES, FLA. (MIRAMAR HS/NORTHERN OKLAHOMA COLLEGE)

- JUCO ALL-REGION 2 TEAM (2016)
- 2017 No. 94 JUCO PROSPECT (PERFECT GAME/RAWLINGS)

OUTLOOK

Premium defender...All-conference ability in the field...Doubles machine who goes gap to gap...Can play second base, third base and shortstop at a high level...Provides the coaches with a lot of versatility...Seems to always be making a highlight reel play...Average runner...Above average instincts on bases...Winner...Great teammate...Energetic and passionate player...Had a fantastic summer season before arriving on campus.

2017 SUMMER

Played for the Texarkana Twins of the Texas Collegiate League... Played with UK teammate Troy Black...Appeared in 29 games, batting .336 with 21 runs scored, eight doubles, two triples and three home runs...Drove in 32 runs, walked 17 times, stole six bases and posted a .954 OPS.

JUNIOR COLLEGE (NORTHERN OKLAHOMA COLLEGE)

Played the 2017 season at Northern Oklahoma College, where he appeared in 55 games, hitting .335 (59-176) with a .424 on-base percentage and .705 slugging percentage. Scored 61 runs with 19 doubles, five triples, 12 home runs and 55 RBI with 27 walks, 45 strikeouts and 16 stolen bases. Ranked 18th nationally in doubles, 23rd in triples, 31st in home runs and 33rd in runs scored... Named 2016 Region 2 All-Region Team...Rated No. 94 JUCO prospect by Perfect Game...Played for coach Ryan Bay..

HIGH SCHOOL

Played for coach Mario Rodriguez at Miramar High School in south Florida...Started all four seasons at the varsity level... Named to the Broward Senior All-Star Game where he won Most Valuable Player honors...Hit .311 in 88 career games with 37 RBI and a .950 OPS.

PERSONAL

Full name is Alex Javier Rodriguez...Son of Justino Rodriguez and Angela Liriano...Born in Santo Domingo, Dominican Republic...Has younger sister, Diana... Moved to the United States in 2004...Has participated in several baseball-related community service projects...Favorite MLB team is the Miami Marlins...Picked the Wildcats because of the coaches, campus and "beautiful" city of Lexington...Major is Communication.





42 • BRAD SCHAENZER

6-2 • 215 • SENIOR • R/L • LHP

OXFORD, MICH. (LAKE ORION COMMUNITY HS)

OUTLOOK

Lefty who was much-improved in 2017...Really meshed well with new pitching coach Jim Belanger...Served as mid-week starter and weekend reliever...Throws strikes...Keeps the ball down...When ball gets up he gets in trouble...Better raw stuff than probably given credit for but won't blow hitters away...Did not give up a run in his first 19.0 innings last season.

2017 SUMMER

Appeared in four games with the Danbury Westerners of the New England Collegiate Baseball League...Made three starts, going 2-0 with a 4.98 ERA in 21.2 innings...Struck out 20 and walked just six with a 1.250 WHIP...Ended his shortened summer with a tremendous outing, giving up one earned run and striking out eight in 7.0 innings to pick up the win...Played with UK teammate Zeke Lewis.

2017

Appeared in 23 games, including five starts...Posted a unblemished 5-0 record with a 3.46 ERA in 52.0 innings...Allowed just 41 hits and opponents hit only .218 against him...Struck out 42 and walked just 14 on the season...Began the season with 19.0 consecutive scoreless innings of work and 20.0 innings dating back to 2016...Set career highs on 3/7 vs. Wright State in innings (6.0) and strikeouts (8)...Appeared twice against Louisville, giving up no runs and only two hits in 5.1 innings...Now owns a 6-1 record in his three-year career.

2016 SUMMER

Appeared in 11 games as a member of the Willmar Stingers of the Northwoods League...Was teammate of fellow Wildcats Luke Becker and Kole Cottam...Started eight games and came out of the bullpen in three...Finished the summer 4-1 with a 4.32 earned run average and 35 strikeouts in 50.0 IP...Was lights out over his final four starts: 4-0, 1.73 ERA...Statistics skewed by one bad start early in the summer.

2016

Appeared in 11 games, all as a reliever...Was 0-1 with a 6.10 earned run average in 10.1 innings pitched...Yielded 14 hits, nine runs and seven earned runs, while walking seven batters...Struck out 13, giving him more than a strikeout per inning (1.3)...Recorded a season-high three strikeouts against Miami (Ohio) on 4/27...Pitched a season-high 3.0 innings against Northern Kentucky on 3/29...Did not allow a run in seven of his 11 appearances...Threw 1.1 innings vs. Louisville on 4/13, striking out two and giving up only one hit...Stranded five of the nine runners he inherited.

2015

Appeared in 14 games with one midweek starts in his collegiate debut, earning a 1-0 record and a 4.50 ERA in 24 innings ... Allowed 24 hits and eight walks, striking out 18 ... Held opponents to a .273 average, allowing one homer ... Inherited 14 runners in relief, allowing six to score ... Did not allow a hit through his first 5.2 collegiate innings and allowed

only two runs in his first six outings (16.1 innings) ... Was strong in non-SEC play, working 21.1 innings with a 2.11 ERA ... Was perfect in three outings and four innings on the road ... Was also scoreless in three neutral site innings ... In games UK won, had a 0.75 ERA in 12 innings ... Made his collegiate debut with three shutout innings, allowing just one walk, at No. 16 UC Santa Barbara ... Made first career start in the home-opening doubleheader vs. Murray State, allowing one run over a career-long five innings ... Earned his first career win with three shutout innings in relief vs. Northern Kentucky in UK's home finale.

HIGH SCHOOL

Set the school record with 266 career strikeouts ... Had a 8-2 record and a 1.47 ERA as a junior, striking out 77 in 57 innings ... Was called up to the varsity roster as a freshman ... As a junior, led Lake Orion to a 32-10 record, winning league, district and regional titles ... Batted .396 with 31 hits, four homers and 47 RBI ... Played with the Midwest Elite travel program ... Played football all four years and basketball as a freshman ... Was a preseason All-America selection in 2012 and 2013.

PERSONAL

Full name is Bradley Quintan Schaenzer..Pronounced "Shin-zer"...Born in Rochester, N.Y. ... Son of Tom and Denise ... Has an older brother, Cole (23) ... Major is Management...Mother swam at the University of Illinois...Favorite MLB team is the Detroit Tigers...Favorite MLB player is Tigers slugger Miguel Cabrera.

CAREER STATS

ALL GAMES

YEAR	G-GS	W-L	ERA	SV	CG	SH	IP	H	R	ER	BB	SO
2015	14-1	1-0	4.50	0	0	0	24.0	24	13	12	8	18
2016	11-0	0-1	6.10	0	0	0	10.1	14	9	7	7	13
2017	23-5	5-0	3.46	0	0	0	52.0	41	20	20	15	42
TOTALS	48-6	6-1	4.07	0	0	0	86.1	179	42	39	30	73

SEC GAMES

YEAR	G-GS	W-L	ERA	SV	CG	SH	IP	H	R	ER	BB	SO
2015	5-0	0-0	23.62	0	0	0	2.2	7	7	7	4	2
2016	2-0	0-0	18.00	0	0	0	1.0	3	2	2	1	1
2017	9-0	1-0	8.44	0	0	0	10.2	14	10	10	4	12
TOTALS	16-0	1-0	11.93	0	0	0	14.1	24	19	19	9	15

CAREER BESTS

INNINGS	6.0, TWICE
STRIKEOUTS	8, vs. WRIGHT STATE (3/7/17)
PITCHES THROWN	92, vs. WRIGHT STATE (3/7/17)



44 • RYAN SHINN

6-2 • 215 • JUNIOR • R/L • OF

JOBSTOWN, N.J. (NORTH BURLINGTON CO. REGIONAL/HARFORD COLLEGE)

- SECOND-TEAM ALL-MARYLAND JUCO (2017)
- 2017 No. 72 JUCO PROSPECT (PERFECT GAME/RAWLINGS)

OUTLOOK

Power hitting right-handed bat that has extreme box presence from right side...Incredibly strong...Can hit any ball out of the yard...Average defender that can play either corner outfield spot...Accurate arm...Has Division I experience...Was one of top power threats in junior college ranks in 2017...Had 32 extra base hits and 71 RBI last season.

2017 SUMMER

Appeared in 46 games with the Martinsville Mustangs of the Coastal Plain League in summer 2017...Scored 14 runs, had four doubles, three home runs, 12 RBI, 17 walks, eight hit by pitches and four steals... Played on the same club as UK teammate Marshall Gei.

JUNIOR COLLEGE (HARFORD COLLEGE)

In 2017, played for Harford Community College, the Maryland JUCO and NJCAA Region 20 champions...Named Second-Team All-Maryland JUCO...Played in 57 games for Harford, hitting .374 (70-167) with a .474 on-base percentage and .765 slugging percentage... Scored 68 runs, had 11 doubles, a triple, 20 home runs and 71 RBI, with 28 walks... Ranked fifth nationally in home runs, 20th in RBI, 31st in runs and 31st in total bases...Rated No. 72 JUCO prospect by Perfect Game.

2016 (FLORIDA GULF COAST)

Appeared in 15 games at Florida Gulf Coast, making 10 starts during his freshman season... Had four-game hit streak from Feb. 20-27 ... went 1-for-4 with a runs scored at No. 1 Florida on Feb. 20 ... Did not commit an error in the outfield and recorded 16 putouts and one assist...Made his collegiate debut against Florida on 2/19/16.

HIGH SCHOOL

Four-year letterwinner at Northern Burlington County Regional HS... Three-time all-county and all-conference player... Two-time county and all-area player of the year...First-Team All-State in 2015...Two-time Central Jersey Group 3 champions...Named 2015 Player of the Year by both the *Philadelphia Inquirer* and *Trenton Times*...Owns school records for runs (68), RBI (40), doubles (13) and home runs (8)...Played for Richard Doppler.

PERSONAL

Full name is Ryan Mathew Shinn...Born in Jobstown, N.J....Son of Paul and Barbara...Has an older sister, Heather...Member of his high school Honor Roll...Favorite MLB team is the Philadelphia Phillies...Picked UK because it was the right fit and coach Nick Mingione...Major is Communication.

CAREER STATS (DIVISION I)

ALL GAMES


YEAR	GP-GS	AVG.	AB	R	H	2B	3B	HR	RBI	BB	SO	SB-A
*2016	15-10	.125	32	5	4	0	0	0	3	4	13	0-0
TOTALS	15-10	.125	32	5	4	0	0	0	3	4	13	0-0

*at Florida Gulf Coast

MISCELLANEOUS

YEAR	SAC	SF	HBP	OBP	SLG	PO	A	E	FLD
*2016	1	1	2	.256	.125	16	1	0	1.000
TOTALS	1	1	2	.256	.125	16	1	0	1.000

*at Florida Gulf Coast





16 • TROY SQUIRES

5-11 • 200 • SENIOR • L/R • C/1B

ELIZABETHTOWN, KY. (CENTRAL HARDIN HS)

- SECOND-TEAM ALL-SEC (2017)
- SEC ACADEMIC HONOR ROLL (2017, 2016, 2015)

OUTLOOK

Strong receiver with accurate arm that can shut down run game... Tremendous game management skills and blocking ability... Coming off a season where he was Second-Team All-SEC he has the experience and makings of All-SEC catcher... Has consistently improved his bat with an advanced approach that can handle any skill the game calls for... Pitchers love throwing to him... Considered one of the team's leaders and garners exceptional respect from his teammates... Could see time at first base as well this season.

2017

Appeared in 49 games, starting 48 of those contests, all at catcher... Hit .305 in 151 at bats with a .427 on-base percentage... Produced 10 doubles, one home run, 25 runs scored and 26 RBI... Walked 23 times against just 20 strikeouts... Was hit by 10 pitches, second-highest total on the team... Stole five bases in seven attempts... Hit .364 in SEC play... Ranked 19th nationally in sacrifice bunts (13), which puts him tied for fourth on the UK single-season list... Is tied for ninth place on UK list for career sacrifices (21)... First career home run came on 5/12 vs. Tennessee... Had 11 multi-hit games... Threw out 40 percent of baserunners attempting to steal and picked three runners off base... Set career-highs for hits (3) three times and RBI (4) twice... Cats were 33-15 in games Squires started.

2016 SUMMER

Was a member of the Matsu Miners of the Alaska Baseball League... Injured his wrist in his first game with the team to end his summer.

2016

Appeared in 35 games with 31 starts at catcher as a sophomore... Batted .205 with three doubles, 10 RBI and seven runs scored... Stole his only career base against Cincinnati on 3/8... Four of his 10 RBI were of the game-winning variety... Went 2-of-4 with three RBI in the Wildcats' lone win at Vanderbilt on 4/17... Had three RBI in a win at Tennessee on 4/3... Hit much better once conference play started, batting .255 with a .308 on-base percentage in 20 games (17 starts)... Threw out 7-of-20 stolen base attempts... Had a six-game hitting streak from 4/3 to 4/17.

2015

Served as UK's No. 3 catcher, playing in 14 games off the bench... Was 0-for-8 at the plate, but scored a run and was hit by a pitch... Came off the bench to play third base seven times, serving as catcher five times... Was called on to pinch run once and pinch hit six times... Was hit by a pitch at Arkansas.

2014

Redshirted the season... Served a vital role as a bullpen catcher... Earned spots on postseason trips due to his value as an extra catcher.

HIGH SCHOOL

Helped lead team to a state championship sophomore year... Four-time regional champion... Also won the district championship all five seasons... Tabbed second-team all-state senior year... Named to the East/West All-Star Game as a junior and senior... Named first-team all-region for three seasons... Holds the school record in career hits, career RBI, career assists, and career games played... Named to the Honor Roll and Academic All-State... Played basketball all four years in high school.

PERSONAL

Full name is Troy Allen Squires... Born in Louisville, Ky... Son of Mary Ann and Scott Squires... Has an older brother, Ryan (23), and a younger sister, Erika (20)... Father played baseball at Lindsey Wilson College... Brother played baseball at Campbellsville University... Grandfather played baseball for the White Sox organization... Already has his undergraduate degree and is working on a Masters in Kinesiology and Health Promotion.

CAREER STATS

ALL GAMES

YEAR	GP-GS	AVG.	AB	R	H	2B	3B	HR	RBI	BB	SO	SB-A
2015	14-0	.000	8	1	0	0	0	0	1	0	3	0-0
2016	35-31	.205	83	7	17	3	0	0	10	4	10	1-1
2017	49-48	.305	151	25	46	10	0	1	26	23	20	5-7
TOTALS	98-79	.260	242	33	63	13	0	1	37	27	34	6-8

SEC GAMES

YEAR	GP-GS	AVG.	AB	R	H	2B	3B	HR	RBI	BB	SO	SB-A
2015	5-0	.000	3	0	0	0	0	0	0	0	1	0-0
2016	20-17	.255	47	3	12	2	0	0	7	3	6	0-0
2017	25-24	.364	77	13	28	7	0	1	15	10	10	1-2
TOTALS	50-41	.315	127	16	40	9	0	1	22	13	17	1-2

MISCELLANEOUS

YEAR	SAC	SF	HBP	OBP	SLG	PO	A	E	FLD
2015	0	0	1	.111	.000	7	5	0	1.000
2016	8	1	3	.264	.241	188	33	2	.991
2017	13	1	10	.427	.391	387	37	3	.993
TOTALS	212	14	.365	.326	.582	75	5	.992	

CAREER HIGHS

HITS	3, THREE TIMES
RBI	4, TWICE
RUNS SCORED	3, THREE TIMES
HITTING STREAK	8 (5/6-5/18/17)



14 • ZACK THOMPSON

6-2 • 225 • SOPHOMORE • L/L • LHP
 SELMA, IND. (WAPAHANI HS)

- 2019 DRAFT SEC PROSPECT, No. 1 (BASEBALL AMERICA)
- 2019 DRAFT SEC PROSPECT, No. 2 (D1 BASEBALL)
- PERFECT GAME/RAWLINGS FIRST-TEAM FRESHMAN ALL-AMERICA (2017)
- BASEBALL AMERICA SECOND-TEAM FRESHMAN ALL-AMERICA (2017)
- D1 BASEBALL SECOND-TEAM FRESHMAN ALL-AMERICA (2017)
- SEC FIRST-YEAR ACADEMIC HONOR ROLL (2017)
- 11TH ROUND DRAFT PICK IN 2016 (TAMPA BAY RAYS)

OUTLOOK

Lights out stuff...Electric fastball and filthy curve...Pitched as a starter and in relief down stretch of his freshman season...Did not allow a run and only hits in nine innings against SEC foes...Little bit of a mean streak...Competitive...Won't back down from anyone...Top 10-type draft selection...Has changed his body over the past year and looks terrific... Could be weekend starter or dominant piece at the back end of the bullpen.

2017

Pitched in 20 games, starting 13...Went 8-3 with a 3.45 ERA in 75.2 innings... Gave up just 50 hits and struck out 96...Was named First-Team Freshman All-American by Perfect Game/Rawlings...Made his collegiate debut on 2/22 at Liberty, striking out eight in 4.2 innings...First nine appearances were all starts before shifting into role as weekday starter and weekend reliever during SEC play...Earned his first career save on 5/6 vs. Georgia with 2.1 perfect innings and five strikeouts...Opponents hit just .187 against him on the season...Did not allow a run in 11.1 innings as a reliever...Ranks second on UK single-season list for hits allowed per nine innings with just 5.95, which also was good for 19th in Division I baseball last season...That mark also puts him second on the UK career list for pitchers with at least 75 innings pitched...Twice beat Indiana, including in an elimination game in the NCAA Lexington Regional where he logged a career-high 7.0 innings...In his first start against Indiana he struck out a career-high 10 batters in 6.0 innings...Averaged 11.42 strikeouts per nine innings, good for 26th nationally.

HIGH SCHOOL

Ranked the No. 23 left-handed pitcher and No. 134 overall player in the high school class of 2016 by PerfectGame.org... Boasted a 0.98 ERA over 185.2 innings for his entire varsity career ... Owns a career record of 23-2, going undefeated on the mound over his sophomore (13-0) and junior (6-0) seasons ... Won the 2A State Championship as a sophomore ... Hit .500 with 39 hits, 36 RBI, 36 runs, 15 doubles, 8 home runs ... Held a 1.88 ERA during his senior year in 56 total innings where he racked up 114 strikeouts and, ultimately, nabbed four wins ... Named First-Team All-State three consecutive years ranging from his sophomore to senior year ... Held a 0.64 ERA over 87 innings his sophomore year while he struck out 152 of those that stepped up to the plate ... His lowest single-season ERA of 0.49 came his junior year where he also accumulated 95 strikeouts ... Set school record for strikeouts in a career with 405 ... Set school records during his senior season for strikeouts in a game (20), triples in a season (6), doubles in a season (15), and season slugging percentage (1.154) ... Has four baseball letters ... Coached by Brian Dudley ... Member of the National Honor Society.

PERSONAL

Full name is Zachary David Thompson...Major is Management...Son of Bill and Jan Thompson...Born in Anderson, Ind.... Has an older brother, Nick (25)...Member of the National Honor Society...Favorite MLB team is the Chicago Cubs...Drafted by the Tampa Bay Rays in the 11th round of the 2016 MLB Draft.

CAREER STATS

ALL GAMES

YEAR	G-GS	W-L	ERA	SV	CG	SH	IP	H	R	ER	BB	SO
2017	20-13	8-3	3.45	1	0	0	75.2	50	34	29	38	96
TOTALS	20-13	8-3	3.45	1	0	0	75.2	50	34	29	38	96


SEC GAMES

YEAR	G-GS	W-L	ERA	SV	CG	SH	IP	H	R	ER	BB	SO
2017	5-0	1-0	0.00	1	0	0	9.0	2	0	0	4	11
TOTALS	5-0	1-0	0.00	1	0	0	9.0	2	0	0	4	11

CAREER BESTS

INNINGS	7.0, vs. INDIANA (6/4/17)
STRIKEOUTS	10, vs. INDIANA (5/9/17)
PITCHES THROWN	113, vs. UT MARTIN (4/12/17)

WE ARE UK 



2018 PREVIEW

2018 OPPONENTS



ALABAMA

at Tuscaloosa, Ala.

March 30 • 7 pm
March 31 • 3 pm
April 1 • 2 pm

University

Location: Tuscaloosa, Ala.
Enrollment: 37,655
Nickname: Crimson Tide
Colors: Crimson and White
Conference: Southeastern
Stadium: Sewell-Thomas Stadium
Capacity: 5,867
Dimensions: 335-403-335

Sports Information

Baseball contact: Alex Thompson
E-mail: athompson@ja.ua.edu
Cell: 440.666.7615
Website: www.rolltide.com

Coaching Staff

Head coach: Brad Bohannon
Alma mater: Berry College, 1998
Record at Alabama: First season
Career record: First season
Assistant coaches: Jason Jackson, Jerry Zulli, Brock Bennett

Baseball Information

2017 Record: 19-34-1
Conference Record: 5-24-1
Postseason: N/A

Series Information

Series: UK trails 40-61
Last year: DNP



ARKANSAS

at Fayetteville, Ark.

March 16 • 7:30 pm
March 17 • 3 pm
March 18 • 2 pm

University

Location: Fayetteville, Ark.
Enrollment: 26,754
Nickname: Razorbacks
Colors: Cardinal and White
Conference: Southeastern
Stadium: Baum Stadium
Capacity: 10,737
Dimensions: 320-400-320

Sports Information

Baseball contact: John Thomas
E-mail: jhthomas@uark.edu
Cell: 479.313.2564
Website: www.arkansasrazorbacks.com

Coaching Staff

Head coach: Dave Van Horn
Alma mater: Arkansas, 1988
Record at Ark: 595-343, 15 years
Career record: 1,180-583, 29 years
Assistant coaches: Dan Hammer, Troy O'Neal, Andrew Amaro

Baseball Information

2017 Record: 45-19
Conference Record: 18-11
Postseason: NCAA Fayetteville Regional

Series Information

Series: UK trails 25-38
Last year: DNP



AUBURN

at Lexington, Ky.

March 23 • 6:30 pm
March 24 • Noon
March 25 • 1 pm

University

Location: Auburn, Ala.
Enrollment: 29,776
Nickname: Tigers
Colors: Burnt Orange and Navy
Conference: Southeastern
Stadium: Plainsman Park
Capacity: 4,096
Dimensions: 315-385-331

Sports Information

Baseball contact: George Nunnelley
E-mail: gnunnelley@auburn.edu
Cell: 502.609.9982
Website: www.auburntigers.com

Coaching Staff

Head coach: Butch Thompson
Alma mater: Birmingham Southern
Record at AU: 60-59, 2 years
Career record: 99-71, 3 years
Assistant coaches: Karl Nonemaker, Gabe Gross, Steve Smith

Baseball Information

2017 Record: 37-26
Conference Record: 16-14
Postseason: NCAA Tallahassee Regional

Series Information

Series: UK trails 43-77
Last year: DNP



EASTERN KENTUCKY

at Lexington, Ky.

March 6 • 4 pm

University

Location: Richmond, Ky.
Enrollment: 16,954
Nickname: Colonels
Colors: Maroon and White
Conference: Ohio Valley
Stadium: Turkey Hughes Field
Dimensions: 340-410-330

Sports Information

Baseball contact: Don Hawkins
E-mail: donald_hawkins25@mymail.eku.edu
Cell: 859.200.9847
Website: www.ekusports.com

Coaching Staff

Head coach: Edwin Thompson
Alma mater: Webber University, 2003
Record at EKU: 48-63, 2 years
Career record: 85-96, 4 years
Assistant coaches: Tyler Hanson, Adam Revellette, Julius McDougal

Baseball Information

2017 Record: 24-32
Conference Record: 10-20
Postseason: N/A

Series Information

Series: UK leads 67-26-1
Last year: UK won in Lexington, 12-0



2018 OPPONENTS



EVANSVILLE

at Spartanburg, S.C.

February 18 • 11 am

University

Location: Evansville, Ind.
Enrollment: 2,232
Nickname: Purple Aces
Colors: Purple, White and Orange
Conference: Missouri Valley
Stadium: Charlie Braun Stadium
Capacity: 1,200

Sports Information

Baseball contact: Joe Downs
E-mail: jd305@evansville.edu
Phone: 812.488.2394
Website: www.gopurpleaces.com

Coaching Staff

Head coach: Wes Carroll
Alma mater: Evansville, 2001
Record at UE: 251-254, 10 years
Career record: same
Assistant coaches: Cody Fick, Jake Mahon

Baseball Information

2017 Record: 18-39
Conference Record: 8-12
Postseason: N/A

Series Information

Series: UK trails 6-10
Last year: DNP



FLORIDA

at Lexington, Ky.

April 19 • 7 pm
April 20 • 7:30 pm
April 21 • 1 pm

University

Location: Gainesville, Fla.
Enrollment: 53,744
Nickname: Gators
Colors: Orange and Blue
Conference: Southeastern
Stadium: McKethan Stadium
Capacity: 5,500
Dimensions: 326-404-321

Sports Information

Baseball contact: Dan Apple
E-mail: DanielA@gators.ufl.edu
Cell: 352.339.8155
Website: www.FloridaGators.com

Coaching Staff

Head coach: Kevin O'Sullivan
Alma mater: Virginia, 1991
Record at UF: 448-208, 10 years
Career record: same
Assistant coaches: Craig Bell, Brad Weitzel, Lars Davis

Baseball Information

2017 Record: 52-19
Conference Record: 21-9
Postseason: National Champion

Series Information

Series: Florida leads 138-67-1
Last year: Florida won 2 of 3 games in Gainesville



GEORGIA

at Athens, Ga.

April 13 • 7 pm
April 14 • 7 pm
April 15 • Noon

University

Location: Athens, Ga.
Enrollment: 37,605
Nickname: Bulldogs
Colors: Red and Black
Conference: Southeastern
Stadium: Foley Field
Capacity: 2,760
Dimensions: 350-404-314

Sports Information

Baseball contact: Christopher Lakos
E-mail: clakos@sports.uga.edu
Cell: 706.714.2934
Website: www.georgiadogs.com

Coaching Staff

Head coach: Scott Stricklin
Alma mater: Kent State, 1995
Record at UGA: 104-119-1, 4 years
Career record: 454-307-1, 13 years
Assistant coaches: Sean Kenny, Scott Daeley, Pete Hughes

Baseball Information

2017 Record: 25-32
Conference Record: 11-19
Postseason: N/A

Series Information

Series: Georgia leads 134-96-1
Last year: Georgia won 2 of 3 in Lexington



HOUSTON

at Houston

March 2 • 4:30 pm

University

Location: Houston, Texas
Enrollment: 43,774
Nickname: Cougars
Colors: Red and White
Conference: American
Stadium: Schroeder Park
Capacity: 3,500
Dimensions: 330-390-330

Sports Information

Baseball contact: Allison McClain
E-mail: ammcclai@central.uh.edu
Cell: 936.635.1129
Website: www.uhcougars.net

Coaching Staff

Head coach: Todd Whitting
Alma mater: Houston, 1995
Record at UH: 250-171-1, 7 years
Career record: same
Assistant coaches: Terry Rooney, Ryan Shotzberger, Calbe Barker

Baseball Information

2017 Record: 42-21
Conference Record: 15-9
Postseason: NCAA Houston Regional

Series Information

Series: UK trails 0-1
Last year: DNP



2018 OPPONENTS



INDIANA

at Bloomington, Ind.

May 8 • 6:05 pm

University

Location: Bloomington, Ind.
Enrollment: 48,514
Nickname: Hoosiers
Colors: Cream and Crimson
Conference: Big Ten
Stadium: Bart Kaufman Field
Capacity: 4,000
Dimensions: 330-400-340

Sports Information

Baseball contact: Greg Kincaid
E-mail: grkincai@indiana.edu
Cell: 786.972.1299
Website: www.iuhoosiers.com

Coaching Staff

Head coach: Chris Lemonis
Alma mater: The Citadel, 1992
Record at IU: 101-72-2, 3 years
Career record: same
Assistant coaches: Kyle Bunn, Kyle Cheesebrough, Zach Lucas

Baseball Information

2017 Record: 34-24-2
Conference Record: 14-9-1
Postseason: NCAA Lexington Regional

Series Information

Series: UK leads 21-18
Last year: UK won, 5-2, in regular season and 14-9 in NCAA



LOUISIANA

at Houston

March 4 • Noon

University

Location: Lafayette, La.
Enrollment: 19,033
Nickname: Ragin' Cajuns
Colors: Vermillion and White
Conference: Sun Belt
Stadium: Russo Park
Capacity: 4,850
Dimensions: 330-400-330

Sports Information

Baseball contact: Jeff Schneider
E-mail: schneider@louisiana.edu
Cell: 225.241.8430
Website: www.ragincajuns.com

Coaching Staff

Head coach: Tony Robichaux
Alma mater: McNeese St., 1986
Record at ULL: 852-534-2, 23 years
Career record: 1,115-711-2, 31 years
Assistant coaches: Anthony Babineaux, Jeremy Talbot, Daniel Freeman

Baseball Information

2017 Record: 35-21-1
Conference Record: 19-10-1
Postseason: N/A

Series Information

Series: First Meeting
Last year: DNP



LOUISVILLE

at Lexington / at Louisville

April 3 • 6:30 pm
April 17 • 6 pm

University

Location: Louisville, Ky.
Enrollment: 22,000
Nickname: Cardinals
Colors: Red and Black
Conference: Atlantic Coast
Stadium: Jim Patterson Stadium
Capacity: 4,000
Dimensions: 330-402-330

Sports Information

Baseball contact: Garett Wall
E-mail: g.wall@louisville.edu
Office: 502.852.3088
Website: www.gocards.com

Coaching Staff

Head coach: Dan McDonnell
Alma mater: The Citadel, 1992
Record at UL: 509-203, 11 years
Career record: same
Assistant coaches: Roger Williams, Eric Snider, Adam Vrable

Baseball Information

2017 Record: 53-12
Conference Record: 23-6
Postseason: College World Series

Series Information

Series: UK leads 70-44-1
Last year: Teams split regular season; UL won Super Regional 2-0



MIAMI (OHIO)

at Lexington, Ky.

March 28 • 6:30 pm

University

Location: Oxford, Ohio
Enrollment: 16,981
Nickname: Redhawks
Colors: Red and White
Conference: Mid-American
Stadium: Hayden Park
Capacity: 1,000
Dimensions: 332-400-343

Sports Information

Baseball contact: Caleb Saunders
E-mail: saundecr@miamioh.edu
Cell: 440.821.0753
Website: www.miamiredhawks.com

Coaching Staff

Head coach: Danny Hayden
Alma mater: Xavier, 2008
Record at MU: 95-129, 4 years
Career record: same
Assistant coaches: Justin Dedmon, Matt Davis, Matt Passauer

Baseball Information

2017 Record: 22-34
Conference Record: 8-16
Postseason: N/A

Series Information

Series: UK leads 26-15
Last year: UK swept series in Lexington



2018 OPPONENTS



MISSISSIPPI STATE

at Lexington, Ky.

May 11 • 7:30 pm
May 12 • 5 pm
May 13 • 3 pm

University

Location: Starkville, Miss.
Enrollment: 20,365
Nickname: Bulldogs
Colors: Maroon and White
Conference: Southeastern
Stadium: Dudy Noble Field
Capacity: 7,200
Dimensions: 330-390-326

Sports Information

Baseball contact: Andrew Piper
E-mail: apiper@athletics.msstate.edu
Cell: 662.418.9183
Website: www.hailstate.com

Coaching Staff

Head coach: Andy Cannizaro
Alma mater: Tulane, 2001
Record at MSU: 40-27, 1 year
Career record: same
Assistant coaches: Gary Henderson, Jake Gautreau, Mike Brown

Baseball Information

2017 Record: 40-27
Conference Record: 17-13
Postseason: NCAA Baton Rouge Super Regional

Series Information

Series: Miss. State leads 59-38
Last year: State won 2 of 3 in Starkville

MISSOURI

at Lexington, Ky.

April 27 • 7:30 pm
April 28 • 2 pm
April 29 • 1 pm

University

Location: Columbia, Mo.
Enrollment: 35,441
Nickname: Tigers
Colors: Old Gold and Black
Conference: Southeastern
Stadium: Taylor Stadium
Capacity: 3,031
Dimensions: 340-400-340

Sports Information

Baseball contact: Shawn Davis
E-mail: davishaw@missouri.edu
Cell: 573.268.4275
Website: www.mutigers.com

Coaching Staff

Head coach: Steve Bieser
Alma mater: Southeast Missouri, 1989
Record at MU: 36-23, 1 year
Career record: 174-120, 5 years
Assistant coaches: Fred Corral, Lance Rhodes, Jonathan Roof

Baseball Information

2017 Record: 36-23
Conference Record: 14-16
Postseason: N/A

Series Information

Series: UK leads 9-7
Last year: UK won 2 of 3 in Columbia

MOREHEAD STATE

at Lexington, Ky.

April 25 • 6:30 pm

University

Location: Morehead, Ky.
Enrollment: 10,531
Nickname: Eagles
Colors: Blue and Gold
Conference: Ohio Valley
Stadium: Allen Field
Capacity: 1,000

Sports Information

Baseball contact: Matt Schabert
E-mail: m.schabert@moreheadstate.edu
Cell: 606.202.3575
Website: www.MSUeagles.com

Coaching Staff

Head coach: Mike McGuire
Alma mater: South Carolina, 199
Record at MSU: 151-140, 5 years
Career record: 293-228, 9 years
Assistant coaches: Adam Brown, Kane Sweeney, Jeff Birkofer

Baseball Information

2017 Record: 36-23
Conference Record: 18-11
Postseason: N/A

Series Information

Series: UK leads 46-26
Last year: DNP

MURRAY STATE

at Lexington / at Paducah, Ky.

March 13 • 4 pm
May 15 • 7 pm

University

Location: Murray, Ky.
Enrollment: 10,495
Nickname: Thoroughbreds
Colors: Navy and Gold
Conference: Ohio Valley
Stadium: Reagan Field
Capacity: 800

Sports Information

Baseball contact: Kevin DeVries
E-mail: kdevries@murraystate.edu
Cell: 641.512.1847
Website: www.goracers.com

Coaching Staff

Head coach: Kevin Moulder
Alma mater: Murray State, 2004
Record at MSU: 72-99, 3 years
Career record: Same
Assistant coaches: Joe Migliaccio, Andrew Stepp

Baseball Information

2017 Record: 29-30
Conference Record: 15-15
Postseason: N/A

Series Information

Series: UK leads 19-6
Last year: UK won in Lexington, 9-7



2018 OPPONENTS



NORTHERN KENTUCKY

at Lexington, Ky.

March 7 • 4 pm

University

Location: Highland Heights, Ky.
Enrollment: 15,200
Nickname: Norse
Colors: Gold, Black and White
Conference: Horizon League
Stadium: Bill Aker Baseball Complex
Capacity: 300

Sports Information

Baseball contact: Ryan Wilker
E-mail: wilkerr1@mymail.nku.com
Phone: 859.572.7850
Website: www.nkunorse.com

Coaching Staff

Head coach: Todd Asalon
Alma mater: Northern Kentucky, 1994
Record at NKU: 518-457-1, 17 years
Career record: 662-549-1, 23 years
Assistant coaches: Pat Hyde, Dizzy Peyton, Brad Gschwind

Baseball Information

2017 Record: 25-33
Conference Record: 17-13
Postseason: N/A

Series Information

Series: UK leads 12-1
Last year: UK won in Lexington, 10-1



OAKLAND

at Lexington, Ky.

February 23 • 4 pm
February 24 • 1 pm
February 25 • 1 pm

University

Location: Rochester, Mich.
Enrollment: 20,012
Nickname: Golden Grizzlies
Colors: Gold and Black
Conference: Horizon
Stadium: Oakland Baseball Field
Capacity: 500
Dimensions: 333-380-320

Sports Information

Baseball contact: Mekye Phelps
E-mail: nphelps@oakland.edu
Phone: 248.370.2933
Website: www.goldengrizzlies.com

Coaching Staff

Co-Head coach: Jacke Healey
Co-Head coach: Colin Kaline
Assistant coaches: Hayden Fox

Baseball Information

2017 Record: 17-40
Conference Record: 11-19
Postseason: N/A

Series Information

Series: UK leads 3-0



SAM HOUSTON STATE

at Houston

March 3 • 1 pm

University

Location: Huntsville, Texas
Enrollment: 20,181
Nickname: Bearkats
Colors: Orange and White
Conference: Southland
Stadium: Don Sanders Stadium
Capacity: 1,164
Dimensions: 330-400-330

Sports Information

Baseball contact: Ben Rikard
E-mail: ben.rikard@shsu.edu
Cell: 936.554.2077
Website: www.gobearkats.com

Coaching Staff

Head coach: Matt Deggs
Alma mater: Northwood, 1994
Record at SHSU: 117-73, 3 years
Career record: same
Assistant coaches: Jay Sirianni, Lance Harvell, Shanne Wedd

Baseball Information

2017 Record: 44-23
Conference Record: 19-11
Postseason: NCAA Tallahassee Super Regional

Series Information

Series: First Meeting
Last year: SNP



SOUTH CAROLINA

at Lexington, Ky.

April 6 • 6:30 pm
April 7 • 6 pm
April 8 • 2 pm

University

Location: Columbia, S.C.
Enrollment: 34,099
Nickname: Gamecocks
Colors: Garnett and Black
Conference: Southeastern
Stadium: Carolina Stadium
Capacity: 8,242
Dimensions: 325-400-325

Sports Information

Baseball contact: Kent Reichert
E-mail: kenttr2@mailbox.sc.edu
Cell: 734.548.0878
Website: www.gamecocksonline.com

Coaching Staff

Head coach: Mark Kingston
Alma mater: North Carolina, 1995
Record at SC: First season
Career record: 253-180-1, 8 years
Assistant coaches: Mike Current, Skylar Meade, Stuart Lake

Baseball Information

2017 Record: 35-25
Conference Record: 13-17
Postseason: N/A

Series Information

Series: S. Carolina leads 50-38
Last year: UK won 2 of 3 in Columbia; Teams split in SEC Tourney

2018 OPPONENTS



TENNESSEE

at Knoxville, Tenn.

May 4 • 6:30 pm
 May 5 • 6 pm
 May 6 • 1 pm

University

Location: Knoxville, Tenn.
Enrollment: 28,321
Nickname: Volunteers
Colors: Orange and White
Conference: Southeastern
Stadium: Lindsey Nelson Stadium
Capacity: 4,283
Dimensions: 320-390-320

Sports Information

Baseball contact: Sean Barows
E-mail: sbarows@utk.edu
Cell: 561.312.9432
Website: www.utsports.com

Coaching Staff

Head coach: Tony Vitello
Alma mater: Missouri, 2002
Record at UT: First season
Career Record: First season
Assistant coaches: Frank Anderson, Josh Elander, Ross Kivett

Baseball Information

2017 Record: 27-25
Conference Record: 7-21
Postseason: N/A

Series Information

Series: UT leads 154-151
Last year: UK swept series in Lexington



TEXAS TECH

at Lexington, Ky.

March 9 • 4 pm
 March 10 • 1 pm
 March 11 • 1 pm

University

Location: Lubbock, Texas
Enrollment: 35,893
Nickname: Red Raiders
Colors: Scarlet and Black
Conference: Big 12
Stadium: Rip Griffin Park
Capacity: 4,368
Dimensions: 330-404-330

Sports Information

Baseball contact: Michael Minshew
E-mail: michael.minshew@ttu.edu
Cell: 817.707.0011
Website: www.texastech.com

Coaching Staff

Head coach: Tim Tadlock
Alma mater: Texas Tech, 1992
Record at TTU: 194-112, 5 years
Career record: same
Assistant coaches: Matt Gardner, J-Bob Thomas, Ray Hayward

Baseball Information

2017 Record: 45-17
Conference Record: 16-8
Postseason: NCAA Lubbock Regional

Series Information

Series: First Meeting
Last year: DNP



USC UPSTATE

at Spartanburg, S.C.

February 17 • 1 pm
 February 17 • 5 pm

University

Location: Spartanburg, S.C.
Enrollment: 6,000
Nickname: Spartans
Colors: Green, White and Black
Conference: Atlantic Sun
Stadium: Harley Park
Capacity: 500
Dimensions: 335-402-335

Sports Information

Baseball contact: Steven Grandy
E-mail: mfincher@uscupstate.edu
Cell: 864.504.1485
Website: www.upstatespartans.com

Coaching Staff

Head coach: Matt Fincher
Alma mater: Ga. Southern, 1984
Record at Upstate: 451-638, 20 years
Career record: Same
Assistant coaches: Tyler Cook, Tim Brown, Kyle Floyd

Baseball Information

2017 Record: 24-31
Conference Record: 7-14
Postseason: N/A

Series Information

Series: UK leads 5-1
Last year: DNP



VANDERBILT

at Nashville, Tenn.

May 17 • 7:30 pm
 May 18 • 3 pm
 May 19 • 2 pm

University

Location: Nashville, Tenn.
Enrollment: 6,871
Nickname: Commodores
Colors: Black and Gold
Conference: Southeastern
Stadium: Charles Hawkins Field
Capacity: 3,626
Dimensions: 310-400-330

Sports Information

Baseball contact: Andrew Pate
E-mail: andrew.pate@vanderbilt.edu
Cell: 713.387.9119
Website: www.vucommodores.com

Coaching Staff

Head coach: Tim Corbin
Alma mater: Ohio Wesleyan, 1984
Record at VU: 646-315-1, 15 years
Career record: 752-453-1, 20 years
Assistant coaches: Scott Brown, Mike Baxter, David Macias

Baseball Information

2017 Record: 36-25-1
Conference Record: 15-13-1
Postseason: NCAA Corvallis Super Regional

Series Information

Series: UK leads 147-144-5
Last year: UK won 2 of 3 in Lexington

2018 OPPONENTS



WESTERN CAROLINA

at Cullowhee, N.C.

April 11 • 5 pm

University

Location: Cullowhee, N.C.
Enrollment: 11,034
Nickname: Catamounts
Colors: Purple and Gold
Conference: Southern
Stadium: Hennon Stadium
Capacity: 1,500
Dimensions: 325-395-325

Sports Information

Baseball contact: Daniel Hooker
E-mail: dhooker@wcu.edu
Cell: 828.508.2494
Website: www.catamountsports.com

Coaching Staff

Head coach: Bobby Moranda
Alma mater: Eastern Kentucky, 1986
Record at WCU: 312-253-2, 10 years
Career record: Same
Assistant coaches: Nate Cocolin, Brock Doud, Bryson Bowman

Baseball Information

2017 Record: 28-28
Conference Record: 15-8
Postseason: N/A

Series Information

Series: UK trails 0-1
Last year: DNP



WESTERN KENTUCKY

at Lexington, Ky.

February 27 • 4 pm

University

Location: Bowling Green, Ky.
Enrollment: 20,178
Nickname: Hilltoppers
Colors: Red and White
Conference: Conference USA
Stadium: Nick Denes Field
Capacity: 1,500

Sports Information

Baseball contact: Bryan Fyalkowski
E-mail: bryan.fyalkowski@wku.edu
Cell: 412.335.2675
Website: www.wkusports.com

Coaching Staff

Head coach: John Pawlowski
Alma mater: Clemson, 1996
Record at WKU: 40-69, 2 years
Career record: 545-387, 16 years
Assistant coaches: Ty Megahee, Rob Reinstetle, Tommy Winterstein

Baseball Information

2017 Record: 16-39
Conference Record: 6-24
Postseason: N/A

Series Information

Series: UK leads 34-28
Last year: UK won both games



WOFFORD

at Spartanburg, S.C.

February 16 • 5 pm

University

Location: Spartanburg, S.C.
Enrollment: 1,650
Nickname: Terriers
Colors: Old Gold and Black
Conference: Southern
Stadium: Russell C. King Field
Capacity: 2,500
Dimensions: 325-395-325

Sports Information

Baseball contact: Brent Williamson
E-mail: williamsondb@wofford.edu
Office: 864.597.4093
Website: www.woffordterriers.com

Coaching Staff

Head coach: Todd Interdonato
Alma mater: UNC Asheville, 2000
Record at Wofford: 251-314, 10 years
Career record: same
Assistant coaches: J.J. Edwards, Seth Cutler-Voltz, Josh Schulman

Baseball Information

2017 Record: 28-30
Conference Record: 13-11
2017 Postseason: N/A

Series Information

Series: Series tied 2-2
Last year: DNP



XAVIER

at Lexington / at Cincinnati

February 21 • 4 pm
March 20 • 3 pm

University

Location: Cincinnati, Ohio
Enrollment: 6,650
Nickname: Musketeers
Colors: Navy Blue, Gray and White
Conference: Big East
Stadium: Hayden Field
Capacity: 500

Sports Information

Baseball contact: Brendan Bergen
E-mail: bergenb@xavier.edu
Cell: 513.320.4876
Website: www.goxavier.com

Coaching Staff

Head coach: Billy O'Connor
Alma mater: Xavier, 2009
Record at XU: First Season
Career record: First Season
Assistant coaches: Nick Otte, Matt Reida, Charlie White

Baseball Information

2017 Record: 34-27
Conference Record: 10-6
Postseason: NCAA Louisville Regional

Series Information

Series: UK leads 32-8
Last year: UK won in Lexington, 6-1

WE ARE UK.



2017 REVIEW



2017 - A SEASON OF FIRSTS

- Kentucky's 43 wins on the season were the most since the 2012 team won a school-record 45. It's also the fourth most in school history.
- 43 wins are the most for a first-year Kentucky head coach.
- Won the program's first NCAA Regional championship.
- 19 SEC wins were the second most in school history, just one shy of the 2006 team's 20 victories in league play.
- 19 wins were the most SEC wins for a first-year Kentucky head coach.
- The Cats were 17-13 vs. ranked foes. The 17 wins are the second most vs. ranked teams in a single-season.
- Spent the final month of the season as consensus Top 10 team.
- In SEC games the offense lead the SEC in 10 categories.
- Had an .833 winning percentage at Cliff Hagan Stadium, tied for the highest winning percentage in a single season in home games at Cliff Hagan Stadium in school history (2012).
- Had first SEC Pitcher of the Year winner.
- Placed a school-record five players on All-America teams.

2017 ALL-AMERICANS AND NATIONAL AWARD CANDIDATES/WINNERS

NICK MINGIONE, HEAD COACH

- Perfect Game/Rawlings National Coach of the Year

SEAN HJELLE, RHP, SOPHOMORE

- Collegiate Baseball Second-Team All-America
- ABCA South All-Region Second-Team

RILEY MAHAN, 2B, JUNIOR

- Perfect Game/Rawlings First-Team All-America
- NCBWA Second-Team All-America
- Baseball America Third-Team All-America
- Collegiate Baseball Second-Team All-America
- D1Baseball.com Third-Team All-America
- ABCA Third-Team All-America
- ABCA South All-Region First-Team
- Dick Howser Trophy Semifinalist

TRISTAN POMPEY, OF, SOPHOMORE

- Baseball America Third-Team All-America
- Perfect Game/Rawlings Third-Team All-America
- ABCA South All-Region First-Team
- Collegiate Baseball Third-Team All-America
- Gregg Olson Breakout Player of Year Semifinalist

LOGAN SALOW, LHP, SENIOR

- NCBWA Third-Team All-America
- Perfect Game/Rawlings Midseason Second-Team All-America
- NCBWA Midseason Stopper of the Year Watch List

ZACK THOMPSON, LHP, FRESHMAN

- Perfect Game/Rawlings First-Team Freshman All-America

EVAN WHITE, 1B, JUNIOR

- Baseball America Second-Team All-America
- D1Baseball.com Second-Team All-America
- Collegiate Baseball Third-Team All-America
- ABCA Rawlings Gold Glove
- Golden Spikes Award semifinalist

SEC
 PITCHER
 OF THE
 YEAR

SEAN HJELLE
 SOPHOMORE STARTING PITCHER

530 HJELLE



SEAN HJELLE
 SEC PITCHER OF THE YEAR
 FIRST-TEAM ALL-SEC



LOGAN SALOW
 FIRST-TEAM ALL-SEC

NICK MINGIONE
 SEC COACH OF THE YEAR



TROY SQUIRES
 SECOND-TEAM ALL-SEC



EVAN WHITE
 SECOND-TEAM ALL-SEC
 SEC ALL-DEFENSIVE TEAM



TRISTAN POMPEY
 FIRST-TEAM ALL-SEC



RILEY MAHAN
 SECOND-TEAM ALL-SEC



ZACH LOGUE
 SCHOLAR ATHLETE OF THE YEAR



STORM WILSON
 SEC COMMUNITY SERVICE TEAM

ALL-SEC AWARDS



ZACH LOGUE • SEC SCHOLAR ATHLETE OF THE YEAR




STORM WILSON • SEC COMMUNITY SERVICE TEAM



SEAN HJELLE • SEC PITCHER OF THE YEAR

STUDENT. PERSON. PLAYER.



WE ARE UK



2017 RESULTS

Record: 43-23

Home: 30-6

Away: 11-14

SEC: 19-11

Home: 10-5

Away: 9-6

Date	Opponent	Results	Record	SEC Record	Pitcher of Record	Att.	Time
Feb. 17	at #9 North Carolina	L, 1-3	0-1	0-0	Hjelle (L, 0-1)	1763	3:02
Feb. 18	at #9 North Carolina	L, 5-6	0-2	0-0	Logue (L, 0-1)	2551	4:00
Feb. 19	at #9 North Carolina	L, 4-5	0-3	0-0	J. Lewis (L, 0-1)	2632	3:11
Feb. 22	at Liberty	L, 4-5	0-4	0-0	Thompson (L, 0-1)	1335	3:28
Feb. 24	vs. St. Joseph's	W, 16-9	1-4	0-0	Pop (W, 1-0)	--	3:21
Feb. 25	at Old Dominion	W, 19-2	2-4	0-0	Logue (W, 1-1)	1004	3:45
Feb. 26	vs. Delaware	L, 3-4	2-5	0-0	Salow (L, 0-1)	581	2:39
Feb. 28	EASTERN KENTUCKY	W, 12-0	3-5	0-0	Schaenzer (W, 1-0)	1846	3:05
Mar. 1	WESTERN KENTUCKY	W, 17-2	4-5	0-0	Thompson (W, 1-1)	2015	2:58
Mar. 3	#23 UC SANTA BARBARA	W, 2-1	5-5	0-0	Hjelle (W, 1-1)	1942	2:16
Mar. 4	#23 UC SANTA BARBARA	W, 3-2	6-5	0-0	Logue (W, 2-1)	2273	2:54
Mar. 5	#23 UC SANTA BARBARA	W, 12-1	7-5	0-0	J. Lewis (W, 1-1)	2439	2:58
Mar. 7	WRIGHT STATE	W, 15-1	8-5	0-0	Schaenzer (W, 2-0)	1830	3:28
Mar. 8	at Cincinnati	L, 1-2 (10)	8-6	0-0	Salow (L, 0-2)	733	3:21
Mar. 9	MIAMI (OHIO)	W, 6-4	9-6	0-0	Hjelle (W, 2-1)	2099	2:46
Mar. 10	MIAMI (OHIO)	W, 16-3	10-6	0-0	Logue (W, 3-1)	1850	3:38
Mar. 12	MIAMI (OHIO)	W, 14-2	11-6	0-0	J. Lewis (W, 2-1)	1829	3:01
Mar. 14	MURRAY STATE	W, 9-7	12-6	0-0	Cleary (W, 1-0)	1758	3:29
Mar. 17	at #13 Texas A&M	W, 6-0	13-6	1-0	Hjelle (W, 3-1)	5242	2:37
Mar. 18	at #13 Texas A&M	W, 7-6	14-6	2-0	Schaenzer (W, 3-0)	5796	3:43
Mar. 19	at #13 Texas A&M	W, 11-7	15-6	3-0	J. Lewis (W, 3-1)	4472	3:29
Mar. 21	at Western Kentucky	W, 4-3	16-6	3-0	Thompson (W, 2-1)	2825	3:43
Mar. 23	#11 OLE MISS	L, 6-9	16-7	3-1	Hjelle (L, 3-2)	2738	3:39
Mar. 24	#11 OLE MISS	W, 4-2	17-7	4-1	Logue (W, 4-1)	2770	3:17
Mar. 25	#11 OLE MISS	W, 4-1	18-7	5-1	J. Lewis (W, 4-1)	2841	3:00
Mar. 28	CINCINNATI	W, 13-7	19-7	5-1	Schaenzer (W, 4-0)	2150	3:27
Mar. 31	#22 VANDERBILT	W, 10-3	20-7	6-1	Hjelle (W, 4-2)	2465	2:58
Apr. 1	#22 VANDERBILT	W, 7-4	21-7	7-1	Logue (W, 5-1)	3071	2:56
Apr. 2	#22 VANDERBILT	L, 4-6	21-8	7-2	Pop (L, 1-1)	3512	3:43
Apr. 4	at #2 Louisville	L, 3-5	21-9	7-2	Thompson (L, 2-2)	6210	3:32
Apr. 7	at #22 Mississippi State	W, 5-2	22-9	8-2	Salow (W, 1-2)	9256	3:37
Apr. 8	at #22 Mississippi State	L, 6-10	22-10	8-3	Logue (L, 5-2)	13691	3:42
Apr. 9	at #22 Mississippi State	L, 6-10	22-11	8-4	J. Lewis (L, 4-2)	8082	3:54
Apr. 12	UT MARTIN	W, 8-0	23-11	8-4	Thompson (W, 3-2)	2511	3:13
Apr. 14	at Missouri	W, 5-2	24-11	9-4	Hjelle (W, 5-2)	2402	3:53
Apr. 15	at Missouri	L, 8-9	24-12	9-5	Logue (L, 5-3)	1255	3:32
Apr. 16	at Missouri	W, 6-1	25-12	10-5	J. Lewis (W, 5-2)	638	2:56
Apr. 18	#2 LOUISVILLE	W, 11-7	26-12	10-5	Thompson (W, 4-2)	4018	3:24
Apr. 21	#8 LSU (Game 1)	W, 12-5	27-12	11-5	Hjelle (W, 6-2)	--	3:51
Apr. 21	#8 LSU (Game 2)	L, 3-4	27-13	11-6	Salow (L, 1-3)	3847	3:45
Apr. 23	#8 LSU	W, 10-2	28-13	12-6	J. Lewis (W, 6-2)	3311	2:55
Apr. 26	XAVIER	W, 6-0	29-13	12-6	Thompson (W, 5-2)	2950	3:25
Apr. 28	at #21 South Carolina	W, 19-1	30-13	13-6	Hjelle (W, 7-2)	7753	3:44
Apr. 29	at #21 South Carolina	L, 1-5	30-14	13-7	Logue (L, 5-4)	8025	3:30
Apr. 30	at #21 South Carolina	W, 9-4	31-14	14-7	Salow (W, 2-3)	7115	3:20
May 5	GEORGIA	L, 3-5	31-15	14-8	Salow (L, 2-4)	1917	3:26
May 6	GEORGIA	W, 7-4	32-15	15-8	Logue (W, 6-4)	2483	3:00
May 7	GEORGIA	L, 3-6	32-16	15-9	Salow (L, 2-5)	2897	2:55
May 9	INDIANA	W, 5-2	33-16	15-9	Thompson (W, 6-2)	2442	2:55
May 12	TENNESSEE	W, 15-5	34-16	16-9	Hjelle (W, 8-2)	2368	3:13
May 13	TENNESSEE	W, 8-3	35-16	17-9	Machamer (W, 1-0)	3793	3:03
May 14	TENNESSEE	W, 7-2	36-16	18-9	Thompson (W, 7-2)	3085	3:26
May 16	NORTHERN KENTUCKY	W, 10-1	37-16	18-9	Schaenzer (W, 5-0)	2484	3:10
May 18	at #5 Florida	W, 12-4	38-16	19-9	Hjelle (W, 9-2)	3693	3:35
May 19	at #5 Florida	L, 3-14	38-17	19-10	Logue (L, 6-5)	4153	3:35
May 20	at #5 Florida	L, 4-6	38-18	19-11	J. Lewis (L, 6-3)	3938	3:29
May 24	vs. South Carolina ^A	W, 7-2	39-18	19-11	Logue (W, 7-5)	5062	2:44
May 25	vs. LSU ^A	L, 0-10	39-19	19-11	Hjelle (L, 9-3)	9823	2:24
May 26	vs. South Carolina ^A	L, 1-3	39-20	19-11	Salow (L, 2-5)	--	3:24
June 2	OHIO [%]	W, 6-4	40-20	19-11	Hjelle (W, 10-3)	3956	3:26
June 3	NC STATE [%]	L, 4-5	40-21	19-11	J. Lewis (L, 6-4)	4742	3:06
June 4	INDIANA [%]	W, 14-9	41-21	19-11	Thompson (W, 8-2)	2480	3:38
June 4	NC STATE [%]	W, 8-6	42-21	19-11	Machamer (W, 2-0)	3261	3:35
June 5	NC STATE [%]	W, 10-5	43-21	19-11	Hjelle (W, 11-3)	5005	3:51
June 9	at #7 Louisville [*]	L, 2-5	43-22	19-11	Thompson (L, 8-3)	6235	3:09
June 10	at #7 Louisville [*]	L, 2-6	43-23	19-11	Hjelle (L, 11-4)	6237	3:52

SEC Tournament (Hoover, Ala.); [%]NCAA Lexington Regional; ^{*}NCAA Super Regional (Louisville, Ky.)



2017 INDIVIDUAL STATS

BATTING STATISTICS - ALL GAMES

No	Player	AVG	GP-S	AB	R	H	2B	3B	HR	RBI	TB	SLG%	BB	HBP	SO	GDP	OB%	SF	SH	SB-Att
19	Evan White	.373	53-52	212	48	79	24	1	10	41	135	.637	25	8	31	3	.453	2	1	5-7
6	Tristan Pompey	.361	66-66	266	70	96	18	0	10	45	144	.541	46	6	56	3	.464	1	1	9-13
40	Zach Reks	.352	65-65	244	44	86	16	2	3	44	115	.471	42	9	26	11	.461	2	7	15-18
2	Riley Mahan	.336	66-66	262	58	88	23	3	15	67	162	.618	22	6	56	4	.392	6	3	9-12
26	Kole Cottam	.319	55-50	188	34	60	12	1	7	44	95	.505	15	6	33	5	.380	4	2	0-0
16	Troy Squires	.305	49-48	151	25	46	10	0	1	26	59	.391	23	10	20	5	.427	1	13	5-7
15	Marcus Carson	.303	66-66	234	50	71	13	3	7	39	111	.474	18	20	39	1	.398	2	7	8-14
3	Tyler Marshall	.293	57-40	140	22	41	4	0	1	29	48	.343	29	6	25	4	.425	4	3	1-4
10	Luke Becker	.287	61-44	167	48	48	9	0	7	46	78	.467	37	4	42	6	.422	3	4	7-10
7	Connor Heady	.276	66-66	210	47	58	9	0	7	32	88	.419	36	7	42	1	.399	0	15	2-6

26	Luke Heyer	.262	37-18	65	12	17	6	0	3	12	32	.492	5	3	19	1	.342	0	1	1-2
25	Gunnar McNeill	.258	24-5	31	4	8	2	0	1	6	13	.419	3	0	8	1	.314	1	0	0-0
50	Marshall Gei	.200	9-0	5	2	1	0	0	0	2	1	.200	0	0	0	0	.200	0	0	0-0
8	Storm Wilson	.167	32-3	30	7	5	2	0	0	7	7	.233	4	4	7	0	.325	2	0	1-1
5	T.J. Collett	.087	20-2	23	1	2	0	0	1	6	5	.217	1	2	7	1	.192	0	0	0-0
4	Zeke Lewis	.000	28-0	5	12	0	0	0	0	0	0	.000	4	1	3	0	.500	0	0	0-1
20	Joey Bellini	.000	5-0	2	0	0	0	0	0	0	0	.000	0	0	1	0	.000	0	0	0-0
Totals		.316	66	2235	484	706	148	10	73	446	1093	.489	310	92	415	46	.416	28	57	63-95
Opponents		.230	66	2154	281	496	101	6	68	262	813	.377	217	63	583	38	.317	13	24	17-35

LOB - Team (550), Opp (462). DPs turned - Team (45), Opp (53). CI - Team (2), Squires 2, Opp (1). IBB - Team (7), Mahan 3, White 2, Becker 1, Pompey 1, Opp (8). Picked off - Cottam 2, Pompey 2, Squires 2, Becker 1, McNeill 1.

PITCHING STATISTICS - ALL GAMES

No	Player	ERA	W-L	APP	GS	CG	SHO/CBO	SV	IP	H	R	ER	BB	SO	2B	3B	HR	B/Avg	WP	HBP	BK
14	Zack Thompson	3.45	8-3	20	13	0	0/2	1	75.2	50	34	29	38	96	15	1	8	.187	4	14	0
21	Justin Lewis	3.56	6-4	17	16	1	0/0	0	91.0	77	38	36	27	72	12	1	12	.224	5	6	2
30	Sean Hjelle	3.89	11-4	18	17	1	1/0	0	108.2	99	51	47	33	102	12	1	11	.243	0	12	0
39	Zach Logue	4.97	7-5	18	15	0	0/0	0	87.0	93	53	48	25	88	22	0	20	.266	2	8	0

45	Mark Doerries	0.00	0-0	4	0	0	0/1	0	2.1	1	0	0	1	3	0	0	0	.125	1	1	0
28	Logan Salow	1.95	2-6	31	0	0	0/1	12	55.1	37	23	12	17	73	9	0	3	.188	7	1	0
33	Chris Machamer	3.18	2-0	24	0	0	0/3	1	34.0	20	13	12	14	39	5	0	2	.164	1	3	0
42	Brad Schaenzer	3.46	5-0	23	5	0	0/1	0	52.0	41	20	20	15	42	11	1	6	.218	4	3	2
52	Zach Pop	3.48	1-1	22	0	0	0/1	0	20.2	19	10	8	14	20	3	2	1	.247	2	4	1
22	Austin Keen	3.68	0-0	11	0	0	0/1	0	7.1	8	3	3	9	1	0	0	0	.348	0	2	0
17	Jake Hamilton	4.50	0-0	2	0	0	0/0	0	2.0	1	1	1	1	3	0	0	0	.143	1	0	0
12	Alec Maley	5.59	0-0	13	0	0	0/3	0	9.2	13	9	6	10	9	4	0	0	.342	2	2	0
44	Colton Cleary	5.86	1-0	24	0	0	0/2	2	27.2	31	19	18	10	29	6	0	5	.279	3	5	0
25	Gunnar McNeill	13.40	0-0	1	0	0	0/0	0	2.0	5	3	3	0	3	1	0	0	.455	0	0	0
9	Josh Smith	27.00	0-0	4	0	0	0/1	0	1.1	1	4	4	3	3	1	0	0	.200	0	2	0
Totals		3.85	43-23	66	66	2	4/3	16	576.2	496	281	247	217	583	101	6	68	.230	32	63	5
Opponents		6.95	23-43	66	66	2	1/0	14	563.0	706	484	435	310	415	148	10	73	.316	64	92	7

PB - Team (9), Squires 7, Cottam 2, Opp (22). Pickoffs - Team (9), Squires 3, Hjelle 2, Salow 2, Thompson 1, Pop 1, Opp (8). SBA/ATT - Squires (12-20), Cottam (5-10), Thompson (4-9), Machamer (5-7), Hjelle (3-5), J. Lewis (2-4), Salow (1-3), Pop (1-2), Logue (0-2), Schaenzer (1-2), Cleary (0-1).



2017 SEC INDIVIDUAL STATS

BATTING STATISTICS - SEC GAMES

No	Player	AVG	GP-S	AB	R	H	2B	3B	HR	RBI	TB	SLG%	BB	HBP	SO	GDP	OB%	SF	SH	SB-Att
6	Tristan Pompey	.410	30-30	122	31	50	8	0	9	27	85	.697	20	1	26	3	.493	1	1	6-9
2	Riley Mahan	.390	30-30	123	33	48	12	3	11	31	99	.805	10	1	25	1	.431	3	0	2-3
19	Evan White	.385	27-26	117	23	45	13	1	4	17	72	.615	8	4	21	2	.442	0	0	3-3
16	Troy Squires	.364	25-24	77	13	28	7	0	1	15	38	.494	10	6	10	4	.468	1	4	1-2
40	Zach Reks	.330	29-29	109	19	36	7	1	1	19	48	.440	18	4	13	7	.443	0	3	5-7
13	Kole Cottam	.324	23-20	74	12	24	5	0	3	19	38	.514	5	2	15	3	.378	1	0	0-0
3	Tyler Marshall	.317	25-19	63	10	20	3	0	1	15	26	.413	14	2	12	3	.439	3	3	0-3
10	Luke Becker	.259	29-21	81	22	21	4	0	5	21	40	.494	17	3	22	4	.398	2	2	3-4
7	Connor Heady	.255	30-30	94	17	24	3	0	2	11	33	.351	20	1	16	1	.391	0	9	0-1
15	Marcus Carson	.240	30-30	104	20	25	3	0	3	12	37	.356	6	13	22	1	.358	0	1	4-5

26	Luke Heyer	.227	14-5	22	3	5	0	0	1	2	8	.364	0	1	6	0	.261	0	1	1-1
8	Storm Wilson	.200	12-1	15	1	3	1	0	0	3	4	.267	1	1	3	0	.294	0	0	1-1
5	T.J. Collett	.067	12-2	15	1	1	0	0	1	4	4	.267	0	2	2	1	.176	0	0	0-0
25	Gunnar McNeill	.000	7-1	7	0	0	0	0	0	0	0	.000	0	0	3	1	.000	0	0	0-0
4	Zeke Lewis	.000	9-0	2	5	0	0	0	0	0	0	.000	0	1	2	0	.333	0	0	0-1
50	Marshall Gei	.000	3-0	2	1	0	0	0	0	0	0	.000	0	0	0	0	.000	0	0	0-0
39	Zach Logue	.000	1-1	0	0	0	0	0	0	0	0	.000	0	0	0	0	.000	0	0	0-0
20	Joey Bellini	.000	1-0	0	0	0	0	0	0	0	0	.000	0	0	0	0	.000	0	0	0-0
30	Sean Hjelle	.000	1-1	0	0	0	0	0	0	0	0	.000	0	0	0	0	.000	0	0	0-0
Totals		.321	30	1027	211	330	66	5	42	196	532	.518	129	42	198	31	.414	11	24	26-40
Opponents		.248	30	1003	142	249	45	2	38	131	412	.411	98	29	266	21	.331	6	13	8-15

LOB - Team (243), Opp (215). DPs turned - Team (25), Opp (34). CI - Team (0), Opp (1). IBB - Team (4), Mahan (3), Pompey (1), Opp (5). Picked off - Pompey (2), Squires (2).

PITCHING STATISTICS - SEC GAMES

No	Player	ERA	W-L	APP	GS	CG	SHO/CBO	SV	IP	H	R	ER	BB	SO	2B	3B	HR	B/Avg	WP	HBP	BK
30	Sean Hjelle	1.90	7-1	10	10	1	1/0	0	66.1	43	17	14	24	61	6	1	4	.186	0	6	0
21	Justin Lewis	3.81	4-2	10	10	1	0/0	0	56.2	57	25	24	16	44	10	0	6	.261	4	5	0
39	Zach Logue	6.37	3-4	10	10	0	0/0	0	53.2	66	42	38	15	58	13	0	17	.293	2	5	0

14	Zack Thompson	0.00	1-0	5	0	0	0/0	1	9.0	2	0	0	4	11	0	0	0	.071	0	2	0
45	Mark Doerries	0.00	0-0	1	0	0	0/0	0	0.1	1	0	0	0	0	0	0	0	.500	0	0	0
28	Logan Salow	2.20	2-3	14	0	0	0/0	6	28.2	20	11	7	3	45	2	0	2	.189	4	1	0
33	Chris Machamer	3.52	1-0	9	0	0	0/0	0	15.1	8	6	6	9	16	3	0	1	.154	1	2	0
52	Zach Pop	5.87	0-1	10	0	0	0/0	0	7.2	6	6	5	5	6	1	1	1	.222	1	2	1
22	Austin Keen	7.36	0-0	6	0	0	0/0	0	3.2	4	3	3	6	1	0	0	0	.364	0	2	0
42	Brad Schaenzer	8.44	1-0	9	0	0	0/0	0	10.2	14	10	10	4	12	4	0	4	.311	2	1	0
12	Alec Maley	10.38	0-0	4	0	0	0/0	0	4.1	7	5	5	7	4	3	0	0	.467	2	0	0
25	Gunnar McNeill	13.50	0-0	1	0	0	0/0	0	2.0	5	3	3	0	3	1	0	0	.455	0	0	0
44	Colton Cleary	15.88	0-0	8	0	0	0/0	0	5.2	16	11	10	4	5	2	0	3	.455	0	0	0
9	Josh Smith	99.00	0-0	1	0	0	0/0	0	0.0	0	3	3	1	0	0	0	0	--	0	2	0
Totals		4.43	15-15	30	30	4	2/1	6	262/1	273	145	129	84	196	52	10	20	.267	29	13	1
Opponents		4.27	15-15	30	30	6	3/0	5	263.1	255	137	125	78	254	45	4	23	.250	30	18	3

PB - Team (3), Squires 3, Opp (8). Pickoffs - Team (4), Hjelle 2, Squires 1, Pop 1, Opp (4). SBA/ATT - Squires (7-11), Machamer (3-5), J. Lewis (2-4), Hjelle (2-3), Cottam (1-2), Salow (1-2), Logue (0-1).



FIELDING STATISTICS - ALL GAMES

Player	C	PO	A	E	FLD%	DP	SBA	CSB	SBA%	PB	CI
Evan White	403	374	29	0	1.000	33	0	0	--	0	0
Justin Lewis	24	6	18	0	1.000	2	2	2	.500	0	0
Luke Heyer	22	5	17	0	1.000	0	0	0	--	0	0
Marshall Gei	19	18	1	0	1.000	0	0	0	--	0	0
Storm Wilson	13	13	0	0	1.000	0	0	0	--	0	0
Brad Schaezner	8	5	3	0	1.000	1	1	1	.500	0	0
Colton Cleary	5	0	5	0	1.000	1	0	1	.000	0	0
Zach Pop	3	0	3	0	1.000	0	1	1	.500	0	0
Alec Maley	1	0	1	0	1.000	0	0	0	--	0	0
Austin Keen	1	0	1	0	1.000	0	0	0	--	0	0
Troy Squires	427	387	37	3	.993	2	12	8	.600	7	2
Zach Reks	108	104	3	1	.991	0	0	0	--	0	0
Kole Cottam	178	162	14	2	.989	0	5	5	.500	2	0
Gunnar McNeill	60	55	4	1	.983	4	0	0	--	0	0
Tristan Pompey	90	87	1	2	.978	0	0	0	--	0	0
Tyler Marshall	172	111	57	4	.977	10	0	0	--	0	0
Marcus Carson	149	144	1	4	.973	0	0	0	--	0	0
Riley Mahan	274	117	146	11	.960	31	0	0	--	0	0
Connor Heady	291	104	170	17	.942	31	0	0	--	0	0
Zack Thompson	15	4	10	1	.933	0	4	5	.444	0	0
Logan Salow	13	2	10	1	.923	0	1	2	.333	0	0
Zeke Lewis	10	3	6	1	.900	3	0	0	--	0	0
Sean Hjelle	40	11	24	5	.875	0	0	2	.600	0	0
Zach Logue	8	0	7	1	.875	0	0	2	.000	0	0
Luke Becker	64	14	41	9	.859	2	0	0	--	0	0
Joey Bellini	7	2	3	2	.714	0	0	0	--	0	0
Chris Machamer	5	2	1	2	.600	0	5	2	.714	0	0
Totals	2410	1730	613	67	.972	45	17	18	.486	9	2
Opponents	2409	1689	654	66	.973	53	63	32	.663	22	1





2017 SUPERLATIVES

TEAM SUPERLATIVES

Batting

At bats: 45 - vs. Western Kentucky (Mar. 1)
 Runs scored: 19 - at Old Dominion (Feb. 25), at South Carolina (Apr. 28)
 Hits: 21 - vs. Western Kentucky (Mar. 1)
 RBI: 17 - at Old Dominion (Feb. 25), at South Carolina (Apr. 28)
 Doubles: 7 - vs. Western Kentucky (Mar. 1)
 Triples: 2 - vs. Western Kentucky (Mar. 1)
 Home runs: 4 - (4 times)
 Total bases: 41 - vs. Western Kentucky (Mar. 1)
 Walks: 12 - vs. St. Joseph's (Feb. 24 at Norfolk, Va.)
 Strikeouts: 15 - at North Carolina (Feb. 17)
 Sac hits: 3 - (6 times)
 Sac flies: 3 - vs. Tennessee (May 12)
 Stolen bases: 5 - at Liberty (Feb. 22)
 Hit by pitch: 5 - vs. UC Santa Barbara (Mar. 5)
 Caught stealing: 2 - (8 times)
 Runners LOB: 15 - vs. Ohio (June 2)
 Hit into DP: 4 - at Texas A&M (Mar. 18), at South Carolina (Apr. 28)

Pitching

Innings pitched: 9.2 - at Cincinnati (Mar. 8)
 Runs allowed: 14 - at Florida (May 19)
 Earned runs: 14 - at Florida (May 19)
 Walks allowed: 9 - at North Carolina (Feb. 18), at Florida (May 18)
 Strikeouts: 16 - vs. Georgia (May 6)
 Hits allowed: 16 - at Florida (May 19)
 Doubles allowed: 5 - vs. Ole Miss (Mar. 23)
 Triples allowed: 1 - (6 times)
 Homers allowed: 5 - at Missouri (Apr. 15)
 Wild pitches: 3 - vs. South Carolina (May 26 at Hoover, Ala.)
 Hit batters: 4 - (5 times)

INDIVIDUAL SUPERLATIVES

Batting

At bats: 6 - (9 times)
 Runs scored: 4 - (3 times)
 Hits: 5 - Riley Mahan vs. LSU (Apr. 21)
 RBI: 8 - Luke Becker vs. Miami (Ohio) (Mar. 12)
 Doubles: 2 - (14 times)
 Triples: 1 - (10 times)
 Home runs: 2 - (5 times)
 Total bases: 10 - Riley Mahan vs. Vanderbilt (Apr. 2)
 Walks: 3 - (9 times)
 Strikeouts: 3 - (14 times)
 Sac hits: 2 - Troy Squires vs. UCSB (Mar. 3 and Mar. 5)
 Sac flies: 1 - (28 games)
 Stolen bases: 2 - (5 times)
 Hit by pitch: 2 - (4 times)
 Caught stealing: 2 - Marcus Carson vs. St. Joseph's (Feb. 24) at Norfolk, Va.
 Runners LOB: 7 - Riley Mahan at Florida (May 20)

Fielding

Putouts: 15 - (4 times)
 Assists: 7 - 5 times
 Errors: 3 - Luke Becker vs. South Carolina (May 26 at Hoover, Ala.)
 Passed balls: 1 - (9 times)

Pitching

Innings pitched: 9.0 - Sean Hjelle at Texas A&M (Mar. 17), Justin Lewis vs. LSU (Apr. 23)
 Runs allowed: 10 - Sean Hjelle vs. LSU (May 25 at Hoover, Ala.)
 Earned runs: 9 - Sean Hjelle vs. St. Joseph's (Feb. 24 at Norfolk, Va.) and LSU (May 25 at Hoover, Ala.)
 Walks allowed: 5 - (5 times)
 Strikeouts: 11 - Zach Logue vs. Georgia (May 6)
 Hits allowed: 11 - Sean Hjelle at North Carolina (Feb. 17) and vs. LSU (May 25 at Hoover, Ala.)
 Doubles allowed: 4 - Justin Lewis at Miss. State (Apr. 9)
 Triples allowed: 1 - (6 times)
 Homers allowed: 4 - Zach Logue at Missouri (Apr. 15)
 Wild pitches: 2 - (4 times)
 Hit batters: Sean Hjelle vs. Miami (Ohio) (Mar. 9)



Connor Heady homered as part of a 19-1 dismantling of No. 21 South Carolina on April 28, 2017. The Cats hit four home runs in the game.



2017 MISCELLANEOUS STATS

	G	AVG.	R	H	2B	3B	HR	RBI	BB	K	SB
Overall	66	.316	484	706	148	10	73	446	310	415	63
SEC	30	.321	211	330	66	5	42	196	129	198	26
Non-SEC	36	.311	273	376	82	5	31	250	181	217	37
SEC Tourney	3	.207	8	19	2	0	1	6	7	19	1
NCAA Tourney	7	.305	46	74	10	1	7	44	35	48	4
Home	36	.343	304	415	90	7	44	280	187	195	34
Away	25	.288	153	249	53	2	28	142	101	193	23
Neutral	5	.278	20	35	4	1	0	19	19	22	6
Day	39	.322	287	430	95	6	41	266	189	234	40
Night	27	.307	197	276	53	4	32	180	121	181	23
Wins	43	.351	407	515	108	8	53	370	223	240	48
Losses	23	.249	77	191	40	2	20	76	87	175	15
February	8	.323	64	90	22	1	6	60	46	50	16
March	19	.326	160	206	52	2	19	145	86	106	24
April	18	.301	129	182	32	4	25	117	91	122	12
May	14	.324	85	154	32	2	16	80	52	89	7
June	7	.305	46	74	10	1	7	44	35	48	4

MISCELLANEOUS BATTING

MULTIPLE HIT GAMES	2	3	4+	TOT
Tristan Pompey	17	10	2	29
Evan White	21	8	0	29
Zach Reks	20	5	2	27
Riley Mahan	14	9	2	25
Marcus Carson	12	7	1	20
Kole Cottam	15	5	0	20
Connor Heady	14	1	0	15
Luke Becker	11	3	0	14
Troy Squires	8	3	0	11
Tyler Marshall	5	3	0	8
Luke Heyer	4	0	0	4
Gunnar McNeill	1	0	0	1
Total	142	54	6	203

MULTIPLE RBI GAMES	2	3	4+	TOT
Riley Mahan	13	1	5	19
Tristan Pompey	8	2	2	12
Zach Reks	11	0	0	12
Kole Cottam	7	3	1	11
Evan White	4	4	2	10
Connor Heady	7	1	1	9
Luke Becker	4	1	4	9
Marcus Carson	7	2	0	9
Tyler Marshall	5	1	0	6
Troy Squires	2	1	2	5
Luke Heyer	1	2	0	3
Gunnar McNeill	2	0	0	2
T.J. Collett	1	0	1	2
Storm Wilson	2	0	0	2
Total	74	18	14	111

GAMES-GAMES STARTED

Player	Career	2017	2016	2015	2014	2013
Storm Wilson	163-113	32-3	40-37	46-39	45-34	-
Connor Heady	168-150	66-66	21-15	51-50	30-19	-
Riley Mahan	161-138	66-66	56-50	39-22	-	-
Evan White	159-158	53-52	54-54	52-52	-	-
Marcus Carson	158-107	66-66	32-15	35-22	25-4	-
Zach Reks	155-128	65-65	53-42	-	-	37-21 [^]
Gunnar McNeill	121-74	24-5	56-55	-	41-14*	-
Tristan Pompey	115-109	66-66	49-43	-	-	-
Luke Becker	112-92	60-45	52-47	-	-	-
Troy Squires	98-79	49-48	35-31	14-0	-	-
Kole Cottam	94-74	54-51	40-23	-	-	-
Tyler Marshall	83-51	57-40	26-11	-	-	-
Luke Heyer	37-19	37-19	-	-	-	-
Zeke Lewis	28-0	28-0	-	-	-	-
T.J. Collett	19-3	19-3	-	-	-	-
Marshall Gei	9-0	9-0	-	-	-	-
Joey Bellini	5-0	5-0	-	-	-	-

* at FIU; ^ at Air Force

HITTING STREAKS	LONGEST	CURRENT
Tristan Pompey	14	1
Riley Mahan	11	7
Kole Cottam	11	-
Tyler Marshall	10	2
Evan White	10	3
Zach Reks	10	1
Luke Becker	9	-
Troy Squires	8	1
Marcus Carson	7	1
Connor Heady	5	-
Gunnar McNeill	3	-
Storm Wilson	2	-
Luke Heyer	2	-
Marshall Gei	1	-
T.J. Collett	1	-

GAME-WINNING RBI

Player	2017	Career
Zach Reks	9	11
Kole Cottam	5	5
Evan White	4	7
Riley Mahan	4	7
Marcus Carson	4	4
Luke Becker	3	5
Tyler Marshall	2	4
Troy Squires	2	6
Connor Heady	2	3
Tristan Pompey	2	5
Luke Heyer	1	1
Gunnar McNeill	-	3
Storm Wilson	-	2

TWO-OUT HITTING

Player	Hits	RBI
Luke Becker	11	13
Marcus Carson	27	15
Kole Cottam	17	12
Connor Heady	17	4
Luke Heyer	3	4
Riley Mahan	24	22
Tyler Marshall	15	10
Gunnar McNeill	3	2
Tristan Pompey	24	19
Zach Reks	31	23
Troy Squires	11	8
Evan White	24	21
Storm Wilson	2	1

REACHED BASE STREAKS	LONGEST	CURRENT
Tristan Pompey	37	37
Evan White	21	7
Zach Reks	19	1
Connor Heady	18	-
Luke Becker	15	-
Troy Squires	15	1
Kole Cottam	13	-
Riley Mahan	12	7
Marcus Carson	12	1
Tyler Marshall	11	5
Luke Heyer	4	-
Gunnar McNeill	4	-
Storm Wilson	3	-
Zeke Lewis	2	2
T.J. Collett	2	-
Marshall Gei	1	-



2017 SERIES-BY-SERIES BREAKDOWN

Batting Breakdown

	W/L	Avg.	AB	R	H	2B	3B	HR	RBI	SLG%	OB%	BB	HBP	K
North Carolina	0-3	.250	100	10	25	7	0	1	10	.350	.348	12	3	28
Liberty	0-1	.265	34	4	9	2	0	2	4	.500	.324	2	1	6
Saint Joseph's	0-1	.438	32	16	14	1	1	0	16	.531	.565	12	0	3
Old Dominion	1-0	.465	43	19	20	6	0	2	17	.744	.564	9	2	5
Delaware	0-1	.257	35	3	9	2	0	0	2	.314	.333	3	1	5
Eastern Kentucky	1-0	.371	35	12	13	4	0	1	11	.571	.500	8	2	3
Western Kentucky	2-0	.380	79	21	30	7	2	4	18	.671	.479	11	5	15
UC Santa Barbara	3-0	.287	87	17	25	6	0	2	15	.425	.421	11	9	12
Wright State	1-0	.382	34	15	13	4	0	1	15	.588	.532	11	1	6
Cincinnati	1-1	.227	66	14	15	7	0	1	11	.379	.358	9	5	5
Miami (Ohio)	3-0	.382	102	36	39	6	0	4	34	.559	.492	22	3	16
Murray State	1-0	.306	36	9	11	5	0	1	8	.528	.390	3	2	8
Texas A&M	3-0	.340	103	24	35	9	0	3	23	.515	.410	6	7	17
Ole Miss	2-1	.308	91	14	28	6	0	2	12	.440	.383	10	3	21
Vanderbilt	2-1	.263	99	21	26	4	2	3	20	.434	.376	13	5	19
Louisville	1-3	.290	138	18	40	5	0	2	15	.370	.329	7	2	37
Mississippi State	1-2	.262	103	17	27	7	2	2	16	.427	.374	17	2	26
UT Martin	1-0	.214	28	8	6	1	0	2	7	.464	.378	6	2	5
Missouri	2-1	.242	95	19	23	3	0	5	16	.432	.345	8	8	21
LSU	2-2	.358	134	25	48	11	0	5	25	.552	.469	22	6	23
Xavier	1-0	.321	28	6	9	1	0	1	6	.464	.472	5	3	6
South Carolina	3-2	.273	172	37	47	5	0	8	31	.442	.393	27	7	32
Georgia	1-2	.306	98	13	30	5	0	2	12	.418	.389	13	1	21
Indiana	2-0	.394	71	19	28	7	0	3	19	.620	.458	7	3	11
Tennessee	3-0	.425	113	30	48	10	1	9	28	.770	.469	11	1	12
Northern Kentucky	1-0	.303	33	10	10	2	1	0	10	.424	.465	10	0	6
Florida	1-2	.333	111	19	37	8	0	4	19	.514	.403	9	4	25
Ohio	1-0	.371	35	6	13	2	0	0	6	.429	.500	9	0	5
NC State	2-1	.280	100	22	28	5	1	3	20	.440	.393	17	3	16

Pitching Breakdown

	W/L	ERA	SV	IP	H	R	ER	BB	SO	2B	3B	HR	B/AVG
North Carolina	0-3	4.50	0	24.0	27	14	12	16	14	4	0	2	.281
Liberty	0-1	4.50	0	8.0	7	5	4	3	12	3	0	1	.219
Saint Joseph's	1-0	9.00	0	9.0	12	9	9	2	10	2	0	3	.300
Old Dominion	1-0	2.00	0	9.0	5	2	2	3	6	3	0	0	.161
Delaware	0-1	0.00	0	8.0	6	4	0	1	5	2	0	0	.193
Eastern Kentucky	1-0	0.00	0	9.0	6	0	0	2	8	0	0	0	.194
Western Kentucky	2-0	2.00	1	18.0	15	5	4	5	21	2	0	1	.224
UC Santa Barbara	3-0	1.33	2	27.0	16	4	4	3	26	3	0	1	.178
Wright State	1-0	1.00	0	9.0	6	1	1	2	15	2	0	0	.182
Cincinnati	1-1	2.89	0	18.2	14	9	6	8	23	5	0	2	.206
Miami (Ohio)	3-0	2.33	1	27.0	15	9	7	7	27	5	0	2	.163
Murray State	1-0	7.00	1	9.0	6	7	7	6	8	2	1	1	.188
Texas A&M	3-0	3.33	1	27.0	21	13	10	7	30	6	0	2	.206
Ole Miss	2-1	4.00	2	27.0	28	12	12	4	31	7	0	3	.264
Vanderbilt	2-1	4.33	0	27.0	28	13	13	10	26	2	0	5	.264
Louisville	1-3	5.03	0	34.0	31	23	19	21	31	8	1	4	.248
Mississippi State	1-2	7.20	0	25.0	31	22	20	8	23	7	1	6	.320
UT Martin	1-0	0.00	0	9.0	5	0	0	4	12	1	0	0	.156
Missouri	2-1	4.15	2	26.0	24	12	12	8	32	2	0	8	.247
LSU	2-2	5.45	0	33.0	38	21	20	11	29	9	1	3	.284
Xavier	1-0	0.00	0	9.0	3	0	0	5	7	0	0	0	.107
South Carolina	3-2	2.30	0	43.0	33	15	11	14	42	8	0	4	.205
Georgia	1-2	3.67	0	27.0	21	15	11	10	35	4	0	4	.210
Indiana	2-0	5.50	0	18.0	15	11	11	4	23	1	0	6	.217
Tennessee	3-0	3.33	1	27.0	16	10	10	12	21	1	0	3	.176
Northern Kentucky	1-0	1.00	0	9.0	4	1	1	2	11	1	0	0	.133
Florida	1-2	7.92	0	25.0	31	24	22	20	22	4	0	2	.307
Ohio	1-0	4.00	1	9.0	9	4	4	5	4	0	0	1	.265
NC State	2-1	5.19	1	26.0	23	16	15	14	29	7	2	4	.235



2017 HOME RUN TRACKER

HOME RUN BREAKDOWN		No	Player (#)	Opponent	On	Inn.	Out	Count	Pitcher (R/L)
BY LOCATION									
at home	44	1	R. Mahan (1)	North Carolina	1	3	1	1-0	Dalatri (R)
on road	28	2	R. Mahan (2)	Liberty	0	5	0	0-1	Tarantola (L)
neutral	1	3	C. Heady (1)	Liberty	0	6	2	1-2	Clouse (R)
BY PITCHER									
vs. right	48	4	Z. Reks (1)	Old Dominion	0	4	0	0-0	Strzelecki (R)
vs. left	19	5	L. Heyer (1)	Old Dominion	1	9	1	0-2	Nelson (L)
starters	37	6	E. White (1)	E. Kentucky	0	1	1	2-2	Quillens (R)
relievers	36	7	M. Carson (1)	W. Kentucky	0	2	0	0-0	Acosta (L)
BY CONFERENCE									
vs. SEC	43	8	L. Heyer (2)	W. Kentucky	1	2	2	0-1	Acosta (L)
vs. non-SEC	30	9	E. White (2)	W. Kentucky	0	3	1	2-1	Ciocco (R)
BY OUTS									
with no out	26	10	R. Mahan (3)	UC Santa Barbara	1	6	1	0-0	Nelson (L)
with one out	33	11	E. White (3)	UC Santa Barbara	0	1	1	1-0	Ledesma (R)
with two out	15	12	C. Heady (2)	Wright State	0	7	0	0-0	Lozano (R)
BY RUNNERS ON									
solo	40	13	G. McNeill (1)	Miami (Ohio)	1	4	2	1-2	Spears (L)
two-run	25	14	L. Becker (1)	Miami (Ohio)	2	1	1	2-2	Schwartz (R)
three-run	5	15	C. Heady (3)	Miami (Ohio)	1	2	1	2-2	Schwartz (R)
grand slam	4	16	K. Cottam (1)	Miami (Ohio)	0	3	0	2-1	Schwartz (R)
BY COUNT									
ahead in count	25	17	C. Heady (4)	Murray State	0	5	2	1-1	Camer (R)
even in count	27	18	T. Pompey (1)	Texas A&M	0	4	1	2-2	Hill (R)
behind in count	19	19	T. Pompey (2)	Texas A&M	0	4	1	0-1	Chafin (L)
full count	4	20	C. Heady (5)	Texas A&M	1	7	1	3-1	Larkins (R)
first pitch	17	21	M. Carson (2)	W. Kentucky	1	3	1	1-0	Ciocco (R)
two strike	17	22	T. Collett (1)	Ole Miss	3	8	1	3-2	Roth (R)
BY TIME OF DAY									
day games	41	23	L. Heyer (3)	Ole Miss	0	2	0	1-1	Parkinson (L)
night games	32	24	L. Becker (2)	Cincinnati	0	3	1	2-0	Yoakam (R)
Regular Season	65	25	T. Pompey (3)	Vanderbilt	2	6	2	3-0	Stover (L)
Postseason	8	26	R. Mahan (4)	Vanderbilt	0	4	0	1-0	Fellows (R)
		27	R. Mahan (5)	Vanderbilt	1	7	1	0-1	Conger (R)
		28	T. Pompey (4)	Mississippi St.	1	1	0	3-1	Gordon (R)
		29	L. Becker (3)	Mississippi St.	1	8	1	0-2	Barlow (L)
		30	Z. Reks (2)	UT Martin	0	1	2	3-2	Cain (R)
		31	E. White (4)	UT Martin	2	7	2	0-1	Borski (L)
		32	R. Mahan (6)	Missouri	0	4	0	0-0	Houck (R)
		33	T. Pompey (5)	Missouri	0	1	0	0-0	Plassmeyer (L)
		34	M. Carson (3)	Missouri	0	3	0	0-1	Plassmeyer (L)
		35	T. Pompey (6)	Missouri	0	3	1	1-0	Plassmeyer (L)
		36	E. White (5)	Missouri	1	9	2	3-2	Sikkema (L)
		37	C. Heady (6)	Louisville	1	3	1	1-0	Sparger (R)
		38	L. Becker (4)	LSU	0	5	0	1-2	Peterson (R)
		39	L. Becker (5)	LSU	3	7	2	0-0	Reynolds (R)
		40	K. Cottam (2)	LSU	0	2	0	0-2	Lange (R)
		41	K. Cottam (3)	LSU	1	3	0	1-0	Walker (R)
		42	R. Mahan (7)	LSU	0	3	0	0-1	Walker (R)
		43	K. Cottam (4)	Xavier	1	7	1	0-0	Williams (R)
		44	T. Pompey (7)	South Carolina	2	5	2	1-0	Lee (R)
		45	C. Heady (7)	South Carolina	0	7	0	0-0	Lawson (R)
		46	L. Becker (6)	South Carolina	2	7	0	2-1	Bridges (R)
		47	L. Becker (7)	South Carolina	1	9	0	1-1	Bridges (R)
		48	T. Marshall (1)	South Carolina	0	4	2	2-0	Hill (R)
		49	E. White (6)	South Carolina	1	3	1	1-0	Parke (L)
		50	R. Mahan (8)	South Carolina	1	9	1	2-0	Bowers (R)
		51	R. Mahan (9)	Georgia	0	5	0	3-2	Adkins (R)
		52	R. Mahan (10)	Georgia	0	7	0	0-0	Smith (L)
		53	E. White (7)	Tennessee	0	1	1	1-1	Martin (R)
		54	R. Mahan (11)	Tennessee	0	6	1	0-0	Freeman (R)
		55	T. Squires (1)	Tennessee	0	6	1	1-0	Freeman (R)
		56	Z. Reks (3)	Tennessee	1	7	1	0-0	Freeman (R)
		57	E. White (8)	Tennessee	1	2	0	0-1	Stallings (R)
		58	R. Mahan (12)	Tennessee	1	3	0	0-0	Stallings (R)
		59	R. Mahan (13)	Tennessee	1	3	1	1-1	Stallings (R)
		60	M. Carson (3)	Tennessee	0	8	0	2-1	Heflin (L)
		61	T. Pompey (8)	Tennessee	0	8	1	0-0	Schultz (R)
		62	T. Pompey (9)	Florida	3	4	2	1-2	Faedo (R)
		63	R. Mahan (14)	Florida	1	8	0	0-0	Maye (L)
		64	K. Cottam (5)	Florida	1	7	1	3-1	Singer (R)
		65	M. Carson (5)	Florida	1	8	1	1-2	Byrne (R)
		66	K. Cottam (6)	South Carolina	0	4	1	2-1	Morris (R)
		67	T. Pompey (10)	NC State	0	3	0	1-0	Adler (L)
		68	E. White (9)	NC State	0	9	1	1-1	Staley (R)
		69	M. Carson (6)	Indiana	0	2	2	1-2	Krueger (R)
		70	K. Cottam (7)	Indiana	0	4	1	0-0	Krueger (R)
		71	R. Mahan (15)	Indiana	3	6	2	0-1	Herrin (L)
		72	M. Carson (7)	NC State	0	4	1	1-2	Brown (L)
		73	E. White (10)	Louisville	0	9	0	0-0	Henzman (R)

HOME RUNS BY POSITION

C	1B	2B	SS	3B	LF	CF	RF	DH	PH
4	10	15	7	5	3	7	10	8	4

HOME RUNS BY INNING

1	2	3	4	5	6	7	8	9	10+
8	7	15	9	5	6	11	6	6	-

2017 SEC IN REVIEW

SEC FINAL STANDINGS

Eastern Division

School	SEC	Pct.	GB	ALL	Pct.	Home	Away	Neu.	vs. Div.
#-Florida	21-9	.700	-	47-18	.723	31-10	13-7	3-1	13-5
Kentucky	19-11	.633	2	43-23	.652	30-6	11-14	2-3	11-7
Vanderbilt	15-13-1	.536	5.0	36-25-1	.589	21-11-1	12-13	3-1	9-8
Missouri	14-16	.467	7.0	36-23	.610	18-13	11-6	7-4	9-9
South Carolina	13-17	.433	8.0	35-25	.583	23-13	9-8	3-4	8-10
Georgia	11-19	.367	10.0	25-32	.439	14-18	10-12	1-2	8-10
Tennessee	7-21	.250	13.0	27-25	.519	15-13	9-12	3-0	4-13

Western Division

School	SEC	Pct.	GB	ALL	Pct.	Home	Away	Neu.	vs. Div.
#&LSU	21-9	.700	-	48-17	.738	32-7	10-8	6-2	14-4
Arkansas	18-11	.621	2.5	45-19	.703	29-8	10-7	6-4	10-8
Mississippi State	17-13	.567	4.0	40-27	.597	22-9	12-12	5-4	14-15
Auburn	16-14	.533	5.0	37-26	.587	23-13	10-11	4-2	7-11
Texas A&M	16-14	.533	5.0	41-21	.661	26-11	12-7	3-3	10-8
Ole Miss	14-16	.467	7.0	32-25	.561	24-8	6-12	2-5	9-9
Alabama	5-24-1	.172	15.5	19-34-1	.358	14-22	5-11-1	0-1	4-14

- SEC Regular Season Co-Champion; & - SEC Tournament Champion; ~National Champion

SEC HONORS

Coach of the Year

NICK MINGIONE, KENTUCKY

Player of the Year

Brent Rooker, Mississippi State

Pitcher of the Year

SEAN HJELLE, KENTUCKY

Freshman of the Year

Braden Shewmake, Texas A&M

Scholar-Athlete of the Year

ZACH LOGUE, KENTUCKY

First Team

C Grant Koch, Arkansas
 1B Brent Rooker, Mississippi State
 2B Braden Shewmake, Texas A&M
 3B Jordan Rodgers, Tennessee
 SS Ryan Griddle, Mississippi State
OF TRISTAN POMPEY, KENTUCKY
 OF Greg Deichmann, LSU
 OF Jeren Kendall, Vanderbilt
 DH/UT Michael Curry, Georgia

SP SEAN HJELLE, KENTUCKY

SP Alex Lange, LSU

RP LOGAN SALOW, KENTUCKY

Second Team

C TROY SQUIRES, KENTUCKY

1B EVAN WHITE, KENTUCKY

2B RILEY MAHAN, KENTUCKY

3B Colby Bortles, Ole Miss
 SS* Kramer Robertson, LSU
 SS* Jax Biggers, Arkansas
 OF Jonah Todd, Auburn
 OF Jake Mangum, Mississippi State
 OF Chandler Taylor, Alabama
 DH/UT JJ Schwarz, Florida
 SP Alex Faedo, Florida
 SP Brady Singer, Florida
 RP Michael Byrne, Florida

All-Freshman Team

C Hunter Coleman, Texas A&M
 1B Andre Lipcius, Tennessee
 2B Braden Shewmake, Texas A&M
 3B Josh Smith, LSU
 SS Cam Shepherd, Georgia
 OF Carlos Cortes, South Carolina
 OF Zach Watson, LSU
 OF Dominic Fletcher, Arkansas
 DH/UT Logan Foster, Texas A&M
 SP Ryan Rolison, Ole Miss
 SP Eric Walker, LSU
 SP T.J. Sikkema, Missouri

All-Defensive Team

C Michael Papierski, Georgia
1B EVAN WHITE, KENTUCKY
 2B Deacon Liput, Florida
 3B Josh Smith, LSU
 SS Dalton Guthrie, Florida
 OF Jeren Kendall, Vanderbilt
 OF Jonah Todd, Auburn
 OF Jake Mangum, Mississippi State
 P Brigham Hill, Texas A&M

Pitcher of the Week

Week 1 Jared Poche', LSU
 Week 2 Alex Faedo, Florida
 Week 3 Jared Poche', LSU
 Keegan Thompson, Auburn
 David Parkinson, Ole Miss
Week 4 SEAN HJELLE, KENTUCKY
Week 5 LOGAN SALOW, KENTUCKY
 Week 6 Logan Salow, Kentucky
 Week 7 Brigham Hill, Texas A&M
 Week 8 Eric Walker, LSU
 Week 9 Kyle Wright, Vanderbilt
 Week 10 Alex Faedo, Florida
 Week 11 James McArthur, Ole Miss
 Week 12 Trevor Stephan, Arkansas
 Week 13 Alex Lange, LSU
 Week 14 Cole Bartlett, Missouri

SEC TOURNEY RESULTS

Tuesday, May 23

Game 1 #11 South Carolina 7, #6 Vanderbilt 4
 Game 2 #10 Missouri 12, #7 Texas A&M 7
 Game 3 #8 Auburn 5, #9 Ole Miss 4
 Game 4 #5 Miss. State 3, #12 Georgia 0

Wednesday, May 24

Game 5 #3 Kentucky 7, #11 South Carolina 2
 Game 6 #2 LSU 10, #10 Missouri 3
 Game 7 #1 Florida 5, #8 Auburn 4
 Game 8 #5 Miss. State 4, #4 Arkansas 3

Thursday, May 25

Game 9 South Carolina 10, Missouri 2
 Game 10 Arkansas 12, Auburn 0
 Game 11 LSU 10, Kentucky 0
 Game 12 Florida 12, Miss. State 3

Friday, May 26

Game 13 South Carolina 3, Kentucky 1
 Game 14 Arkansas 9, Miss. State 2

Saturday, May 27

Game 15 LSU 11, South Carolina 0
 Game 16 Arkansas 16, Florida 0

Sunday, May 28

Game 17 LSU 4, Arkansas 2

Player of the Week

Week 1 Ryan Olenek, Ole Miss
 Week 2 Brent Rooker, Miss. State

Week 3 RILEY MAHAN, KENTUCKY

Week 4 Cole Freeman, LSU
 Robbie Glendinning, Missouri
 Week 5 Antoine Duplantis, LSU
 Week 6 Jeren Kendall, Vanderbilt
 Week 7 Brent Rooker, Miss. State
 Week 8 Brent Rooker, Miss. State
 Week 9 Luke Bonfield, Arkansas

Week 10 RILEY MAHAN, KENTUCKY

 Josh Anthony, Auburn
 Week 11 Jonah Todd, Auburn
 Week 12 Chandler Taylor, Alabama

Week 13 RILEY MAHAN, KENTUCKY

Week 14 Kramer Robertson, LSU

Freshman of the Week

Week 1 Braden Shewmake, A&M
 Week 2 Justin Ammons, Tennessee
 Week 3 Logan Foster, Texas A&M
 Week 4 Drake Fellows, Vanderbilt
 Week 5 Will Holland, Auburn
 T.J. Sikkema, Missouri
 Week 6 Davis Daniel, Auburn
 Week 7 Cam Shepherd, Georgia
 Week 8 Hunter Coleman, Texas A&M
 Week 9 Austin Langworthy, Florida
 Week 10 Ryan Rolison, Ole Miss
 Week 11 Braden Shewmake, A&M
 Week 12 Zach Watson, LSU
 Week 13 Chris Cornelius, Missouri
 Week 14 Zack Hess, LSU; T.J. Sikkema, Missouri



2017 SEC TEAM STATS (FINAL)

BATTING STATISTICS

Team	AVG	GP	AB	R	H	2B	3B	HR	RBI	TB	SLG%	BB	HBP	SO	GDP	OB%	SF	SH	SB-Att
KENTUCKY	.316	66	2235	484	706	148	10	73	446	1093	.489	310	92	415	46	.416	28	57	63-95
LSU	.289	72	2425	482	702	120	12	69	448	1053	.434	292	101	426	42	.384	37	41	78-107
Arkansas	.286	64	2194	422	627	97	13	83	385	999	.455	258	63	463	30	.373	24	25	27-44
Mississippi State	.284	67	2282	373	648	116	15	59	339	971	.426	223	75	561	40	.363	28	35	75-113
Vanderbilt	.280	62	2141	409	599	114	17	51	379	900	.420	287	43	475	36	.373	22	34	55-81
Auburn	.274	63	2115	363	579	124	13	30	327	819	.387	280	52	445	70	.367	32	17	55-77
Texas A&M	.273	64	2230	389	608	110	21	52	350	916	.411	246	52	537	31	.356	16	47	56-86
Alabama	.263	54	1812	280	476	90	6	46	245	716	.395	207	52	408	43	.351	25	38	27-51
Missouri	.262	59	1993	347	522	109	11	52	311	809	.406	277	45	514	28	.360	30	22	75-108
South Carolina	.260	60	2019	305	524	95	8	58	280	809	.401	218	49	383	34	.343	17	34	35-58
Florida	.259	71	2338	380	605	108	6	53	350	884	.378	313	58	496	52	.355	37	27	83-113
Tennessee	.258	52	1754	256	452	77	13	33	230	654	.373	212	54	392	26	.352	19	21	55-77
Georgia	.257	57	1908	257	491	94	6	40	224	717	.376	187	51	440	48	.338	14	28	23-36
Ole Miss	.253	57	1843	272	466	96	5	47	241	713	.387	211	41	431	37	.339	23	30	38-61

CI - Missouri 4, Alabama 3, Miss. State 2, Auburn 2, Ole Miss 2, **Kentucky 2**, LSU 2, Texas A&M 1, Georgia 1, Arkansas 1.


PITCHING STATISTICS

Team	ERA	W-L	G	CG	SHO/CBO	SV	IP	H	R	ER	BB	SO	2B	3B	HR	B/Avg	WP	HBP	BK
Florida	3.45	52-19	71	3	10/10	27	644.1	621	281	247	219	649	113	12	34	.253	34	52	7
Texas A&M	3.48	41-23	64	0	3/3	16	587.0	524	269	227	213	574	97	7	41	.239	49	50	3
LSU	3.59	52-20	72	6	10/6	17	639.2	540	281	255	273	626	99	5	60	.229	55	45	4
Ole Miss	3.60	32-25	57	0	6/6	18	505.1	451	247	202	163	524	97	8	45	.240	43	46	5
Arkansas	3.61	45-19	64	2	7/5	14	564.0	487	254	226	207	619	86	4	53	.232	44	56	5
Missouri	3.69	36-23	59	7	6/4	7	532.0	449	272	218	192	505	81	7	45	.228	28	69	8
Vanderbilt	3.71	36-25	62	3	5/3	12	558.2	464	271	230	227	544	85	9	47	.225	56	59	3
South Carolina	3.72	35-25	60	0	4/4	20	540.0	470	257	223	219	563	78	10	48	.233	44	43	4
KENTUCKY	3.84	43-23	66	2	4/3	16	576.2	496	281	246	217	583	101	6	68	.230	32	63	5
Tennessee	3.98	27-25	52	4	2/2	8	466.1	454	243	206	168	398	83	11	36	.254	41	44	2
Auburn	4.36	37-26	63	2	7/7	14	562.0	559	303	272	181	485	109	10	41	.260	44	45	5
Alabama	4.83	19-34	54	0	1/1	10	484.2	516	306	260	260	421	86	6	27	.276	88	35	9
Mississippi State	4.94	40-27	67	2	3/3	26	599.1	540	353	329	357	562	92	8	40	.244	74	71	8
Georgia	5.03	25-32	57	1	5/4	16	502.1	504	313	281	237	477	97	7	45	.260	70	53	4

PB - Alabama 21, Texas A&M 18, Georgia 17, Auburn 15, South Carolina 11, Missouri 9, **Kentucky 9**, Miss. State 9, Vanderbilt 8, Ole Miss 8, Tennessee 8, LSU 7, Arkansas 6, Florida 4. Pickoffs - Alabama 14, Florida 12, Georgia 11, Texas A&M 10, Arkansas 10, **Kentucky 9**, Ole Miss 9, South Carolina 8, Tennessee 7, Missouri 5, LSU 4, Auburn 4, Miss. State 2.

FIELDING STATISTICS

Team	C	PO	A	E	FLD%	DPS	SBA	CSB	SBA%	PB	CI
Florida	2758	1932	773	53	.981	60	28	22	.560	4	0
Mississippi State	2494	1798	647	49	.980	44	54	18	.750	9	2
LSU	2626	1919	654	53	.980	47	54	30	.643	7	2
Arkansas	2315	1692	569	54	.977	44	29	18	.617	6	1
Vanderbilt	2372	1676	638	58	.976	45	35	26	.574	8	0
Auburn	2394	1686	649	59	.975	52	27	18	.600	15	2
Texas A&M	2564	1761	738	65	.975	50	50	27	.649	18	1
South Carolina	2222	1620	545	57	.974	50	51	21	.708	11	0
Tennessee	1977	1399	524	54	.973	36	34	14	.708	8	0
KENTUCKY	2410	1730	613	67	.972	45	17	18	.486	9	2
Alabama	2113	1454	598	61	.971	50	56	18	.757	21	3
Ole Miss	2097	1516	518	63	.970	39	28	23	.549	8	2
Missouri	2336	1596	661	79	.966	50	46	23	.667	9	4
Georgia	2135	1507	546	82	.962	40	66	15	.815	17	1



2017 INSIDE THE NUMBERS

SAVES

NO.	DATE	OPPONENT	PITCHER (SV#)	IP (H, R-ER, B, SO)
1.	3/3	UCSB	Cleary (1)	1.2 (0, 0-0, 0, 3)
2.	3/4	UCSB	Salow (1)	1.0 (1, 0-0, 0, 2)
3.	3/9	Miami (Ohio)	Cleary (2)	4.0 (0, 0-0, 0, 4)
4.	3/14	Murray State	Salow (2)	0.2 (0, 0-0, 0, 1)
5.	3/18	Texas A&M	Salow (3)	1.0 (0, 0-0, 0, 2)
6.	3/21	WKU	Salow (4)	1.0 (0, 0-0, 0, 2)
7.	3/24	Ole Miss	Salow (5)	2.0 (0, 0-0, 0, 4)
8.	3/25	Ole Miss	Salow (6)	1.0 (0, 0-0, 0, 2)
9.	4/14	Missouri	Salow (7)	0.2 (0, 0-0, 0, 2)
10.	4/16	Missouri	Salow (8)	3.0 (1, 0-0, 0, 4)
11.	5/6	Georgia	Thompson (1)	2.1 (0, 0-0, 0, 5)
12.	5/9	Indiana	Salow (9)	1.0 (1, 0-0, 0, 0)
13.	5/14	Tennessee	Salow (10)	2.1 (2, 0-0, 0, 1)
14.	5/24	South Carolina	Machamer (1)	3.0 (1, 0-0, 0, 1)
15.	6/2	Ohio	Salow (11)	1.0 (1, 1-1, 1, 0)
16.	6/4	NC State	Salow (12)	2.2 (0, 0-0, 0, 4)

QUALITY PITCHING STARTS

NO.	DATE	OPPONENT	PITCHER (QS #)	IP (H, R-ER, BB, K)
1.	2/25	O. Dominion	Z. Logue (1)	6.0 (4, 1-1, 1, 4)
2.	2/26	Delaware	J. Lewis (1)	7.0 (2, 0-0, 1, 4)
3.	3/1	WKU	Thompson (1)	6.0 (5, 2-1, 2, 7)
4.	3/3	UCSB	S. Hjelle (1)	7.1 (6, 1-1, 1, 8)
5.	3/4	UCSB	Z. Logue (2)	7.0 (4, 0-0, 2, 3)
6.	3/5	UCSB	J. Lewis (2)	8.0 (1, 1-1, 0, 8)
7.	3/7	Wright St.	Schaenzer (1)	6.0 (3, 0-0, 1, 8)
8.	3/8	Cincinnati	Thompson (2)	6.0 (3, 0-0, 2, 8)
9.	3/10	Miami (OH)	Z. Logue (3)	6.0 (5, 2-1, 1, 6)
10.	3/12	Miami (OH)	J. Lewis (3)	6.0 (4, 2-1, 0, 4)
11.	3/17	Texas A&M	S. Hjelle (2)	9.0 (4, 0-0, 1, 9)
12.	3/18	Texas A&M	Z. Logue (4)	6.1 (6, 5-3, 1, 6)
13.	3/19	Texas A&M	J. Lewis (4)	6.1 (5, 3-3, 3, 4)
14.	3/24	Ole Miss	Z. Logue (5)	7.0 (6, 2-2, 0, 7)
15.	3/25	Ole Miss	J. Lewis (5)	7.0 (7, 1-1, 0, 8)
16.	3/31	Vanderbilt	S. Hjelle (3)	7.0 (5, 3-3, 1, 9)
17.	4/1	Vanderbilt	Z. Logue (6)	8.0 (6, 1-1, 1, 7)
18.	4/7	Miss. State	S. Hjelle (4)	6.1 (3, 2-1, 3, 3)
19.	4/12	UT Martin	Thompson (3)	6.2 (5, 0-0, 3, 8)
20.	4/14	Missouri	S. Hjelle (5)	7.0 (5, 0-0, 1, 8)
21.	4/21	LSU	S. Hjelle (6)	6.0 (5, 3-3, 5, 3)
22.	4/23	LSU	J. Lewis (6)	9.0 (6, 2-2, 1, 6)
23.	4/26	Xavier	Thompson (4)	6.0 (1, 0-0, 3, 5)
24.	4/28	S. Carolina	S. Hjelle (7)	6.0 (3, 0-0, 1, 6)
25.	5/5	Georgia	S. Hjelle (8)	6.2 (4, 1-1, 4, 7)
26.	5/7	Georgia	J. Lewis (7)	7.0 (5, 1-1, 2, 7)
27.	5/9	Indiana	Thompson (5)	6.0 (3, 2-2, 2, 10)
28.	5/12	Tennessee	S. Hjelle (9)	7.0 (2, 1-1, 2, 6)
29.	6/2	Ohio	S. Hjelle (10)	7.0 (8, 3-3, 3, 3)

UK RECORD WHEN...

Playing at Cliff Hagan Stadium:	30-6
Playing away:	11-14
Playing at a neutral site:	2-3
Vs. SEC overall:	20-13
Vs. SEC opponents:	20-13
Vs. SEC at home:	10-5
Vs. SEC away:	9-6
Postseason:	5-5
Vs. Non-Conference:	23-10
Vs. Non-Conference at home:	20-1
Vs. Non-conference away:	2-8
Vs. Non-conference neutral:	2-0
Playing a day game:	24-15
Playing a night game:	19-8
In one-run games:	4-8
In two-run games:	5-6
In five+-run games:	25-2
In extra-inning games:	0-1
In shutouts:	4-1
When scoring first:	31-10
When opponent scores first:	12-13
When scoring 10 or more runs:	20-0
When allowing 10 or more runs:	0-4
When scoring four runs or less:	5-21
When allowing four runs or less:	32-5
When hitting at least one home run:	31-14
When allowing at least one home run:	27-16
When out-hitting an opponent:	36-11
When out-hit by opponent:	5-12
When matching opponents hits:	2-0
When facing starting LHP:	12-7
When facing starting RHP:	31-16
When leading after the seventh inning:	40-2
When trailing after the seventh inning:	1-19
When tied after the seventh inning:	2-2
Games decided in the last at bat:	2-2
When not committing an error:	18-7
When committing two or more errors:	8-13
Vs. top-25 ranked opponents:	17-15
Vs. teams ranked in the top 10:	4-7
On Sunday:	9-5
On Monday:	1-0
On Tuesday:	8-1
On Wednesday:	4-2
On Thursday:	2-2
On Friday:	12-6
On Saturday:	7-7
In February:	3-5
In March:	17-2
In April:	11-8
In May:	8-6
In June:	4-3
In 1st Base Dugout:	38-16
In 3rd Base Dugout:	5-7

UNI WATCH HOME

White top/White pants/Blue hat:	12-3
Blue top/White pants/Blue hat:	10-1
Blue top/White pants/Black hat:	1-0
Blue top/White pants/Camo hat:	1-0
Black top/White pants/Black hat:	5-2
Black top/White pants/Blue hat:	1-0

ROAD

Gray top/Gray pants/Blue hat:	6-4
Blue top/Gray pants/Blue hat:	4-5
Black top/Gray pants/Black hat:	1-7
Black top/Gray pants/Blue hat:	1-0



DRAFTED/GRADUATED PLAYER STATS



MARCUS CARSON, OF

Year	GP-GS	Avg.	AB	R	H	2B	3B	HR	RBI	Slug.	BB	SO	OBP	SB-A
2014	25-4	.364	33	12	12	2	0	0	9	.424	0	8	.417	2-2
2015	35-22	.226	84	11	19	4	0	0	5	.274	7	24	.293	5-7
2016	32-15	.167	60	11	10	0	0	2	8	.267	5	15	.257	0-0
2017	66-66	.303	234	50	71	13	3	7	39	.474	18	39	.398	8-14
Totals	158-107	.273	411	84	112	19	3	9	61	.399	30	86	.358	15-23



COLTON CLEARY, LHP

Year	G/GS	W-L	ERA	SV	CG	IP	H	R	ER	BB	SO
2014*	13/1	0-2	3.40	5	0	45.0	42	21	17	10	22
2015*	7/0	1-0	13.03	1	0	9.2	18	15	14	5	2
2016*	8/0	1-1	3.18	0	0	11.1	11	5	4	2	8
2017	24/0	1-0	5.86	2	0	27.2	31	19	18	10	29
Totals	52/1	3-3	5.09	8	0	93.2	102	60	53	27	61

*at Cincinnati



CONNOR HEADY, IF

Year	GP-GS	Avg.	AB	R	H	2B	3B	HR	RBI	Slug.	BB	SO	OBP	SB-A
2014	30-19	.133	60	15	8	3	0	0	10	.183	12	21	.286	1-2
2015	51-50	.211	152	27	32	2	0	2	11	.263	21	25	.355	2-5
2016	21-15	.186	43	6	8	1	1	0	1	.256	4	10	.271	0-0
2017	66-66	.276	210	47	58	9	0	7	32	.419	36	42	.399	2-6
Totals	168-150	.228	465	95	106	15	1	9	54	.323	73	98	.358	5-13



ZACH LOGUE, LHP

Year	G/GS	W-L	ERA	SV	CG	IP	H	R	ER	BB	SO
2015	19/3	2-2	5.18	1	0	33.0	38	22	19	7	24
2016	17/9	3-2	2.68	0	0	50.1	48	20	15	14	38
2017	18/15	7-5	4.97	0	0	87.0	93	53	48	25	88
Totals	54/27	12-9	4.33	1	0	170.1	179	95	82	46	150



RILEY MAHAN, IF

Year	GP-GS	Avg.	AB	R	H	2B	3B	HR	RBI	Slug.	BB	SO	OBP	SB-A
2015	39-22	.232	95	15	22	5	1	1	8	.337	7	27	.295	1-2
2016	56-50	.316	196	30	62	13	3	5	32	.490	11	51	.348	8-11
2017	66-66	.336	262	58	88	23	3	15	67	.618	22	56	.392	9-12
Totals	161-138	.311	553	103	172	41	7	21	107	.524	40	134	.360	18-25



TYLER MARSHALL, IF

Year	GP-GS	Avg.	AB	R	H	2B	3B	HR	RBI	Slug.	BB	SO	OBP	SB-A
2015	3-0	.000	3	0	0	0	0	0	0	.000	0	1	.000	0-0
2016	23-11	.233	43	7	10	1	0	1	1	.326	3	16	.313	1-1
2017	57-40	.293	140	22	41	4	0	1	29	.343	29	25	.425	1-4
Totals	83-51	.274	186	29	51	5	0	2	30	.333	32	42	.396	2-5



DRAFTED/GRADUATED PLAYER STATS



GUNNAR McNEILL, 1B


Year	GP-GS	Avg.	AB	R	H	2B	3B	HR	RBI	Slug.	BB	SO	OBP	SB-A
2014*	41-14	.280	50	10	14	3	0	1	10	.400	7	7	.379	0-0
2016	56-55	.249	221	25	55	8	0	5	38	.353	11	41	.289	1-1
2017	24-5	.258	31	4	8	2	0	1	6	.419	3	8	.314	0-0
Totals	121-74	.255	302	39	77	13	0	7	54	.368	21	56	.308	1-1

*at Florida International



ZACH POP, RHP

Year	G/GS	W-L	ERA	SV	CG	IP	H	R	ER	BB	SO
2015	11/2	0-0	4.50	0	0	16.0	20	14	8	9	7
2016	19/6	0-2	5.21	0	0	38.0	36	25	22	17	24
2017	22/0	1-1	3.48	0	0	20.2	19	10	8	14	20
Totals	52/8	1-3	4.58	0	0	74.2	75	49	38	40	51



ZACH REKS, OF

Year	GP-GS	Avg.	AB	R	H	2B	3B	HR	RBI	Slug.	BB	SO	OBP	SB-A
2013*	37-21	.210	100	10	21	5	1	0	8	.280	2	18	.231	2-3
2016	53-42	.331	154	27	51	5	0	7	22	.500	22	20	.425	3-5
2017	65-65	.352	244	44	86	16	2	3	44	.471	42	26	.461	15-18
Totals	175-164	.317	498	81	158	26	3	10	74	.442	66	64	.409	20-26

*at Air Force Academy



LOGAN SALOW, LHP

Year	G/GS	W-L	ERA	SV	CG	IP	H	R	ER	BB	SO
2014	23/2	2-4	4.65	1	0	31.0	35	20	16	13	27
2015	23/2	1-1	5.32	3	0	23.2	26	14	14	11	27
2016	18/0	1-1	3.22	0	0	22.1	16	11	8	15	26
2017	31/0	2-6	1.95	12	0	55.1	37	23	12	17	73
Totals	95/4	6-12	3.40	16	0	132.1	114	68	50	56	153



EVAN WHITE, 1B

Year	GP-GS	Avg.	AB	R	H	2B	3B	HR	RBI	Slug.	BB	SO	OBP	SB-A
2015	52-52	.318	217	27	69	12	1	2	28	.410	15	33	.369	3-4
2016	54-54	.376	226	44	85	15	3	5	40	.535	14	42	.419	10-13
2017	53-52	.373	212	48	79	24	1	10	41	.637	25	31	.453	5-7
Totals	159-158	.356	655	119	233	51	5	17	109	.527	54	106	.414	18-24



STORM WILSON, OF


Year	GP-GS	Avg.	AB	R	H	2B	3B	HR	RBI	Slug.	BB	SO	OBP	SB-A
2014	45-34	.289	128	25	37	6	0	4	20	.430	16	20	.420	3-4
2015	46-39	.242	132	21	32	6	2	1	16	.341	21	24	.379	8-12
2016	40-37	.267	131	23	35	11	0	1	10	.374	16	15	.382	4-6
2017	32-3	.167	30	7	5	2	0	0	7	.233	4	7	.325	1-1
Totals	163-113	.259	421	76	109	25	2	6	53	.371	57	66	.388	16-23



WHEN WAS THE LAST TIME...

Led off a game with a home run:	<i>Tristan Pompey (at Missouri, April 15, 2017)</i>
Led off a game with a triple:	Austin Cousino (vs. Georgia, March 31, 2013)
Hit a grand slam:	<i>Riley Mahan (vs. Indiana [NCAA], June 4, 2017)</i>
Hit a walk-off home run:	Dorian Hairston (vs. South Carolina, May 8, 2016)
Hit an extra-inning, game-winning home run:	Dorian Hairston (vs. South Carolina, May 8, 2016)
Hit two home runs in a game:	<i>Riley Mahan (vs Tennessee, May 13, 2017)</i>
Hit two home runs in an inning:	AJ Reed (vs. St. Joseph's, Feb. 21, 2014)
Hit five homers in a three-game span:	AJ Reed (Feb. 21-23, 2014)
Hit three home runs in a game:	Gunner Glad (vs. South Carolina, March 28, 2009)
Hit a ninth-inning, pinch-hit homer:	Riley Mahan (at LSU, March 29, 2015)
Hit a home run on his birthday:	Austin Cousino (vs. Cincinnati, April 17, 2012)
Had a walk-off hit:	Dorian Hairston (vs. South Carolina, May 8, 2016)
Had a walk-off grand slam:	Riley Mahan (vs. Alabama, April 9, 2016)
Had a walk-off walk:	Thomas Bernal (vs. Buffalo, Feb. 26, 2012)
Hit an inside the park homer:	Riley Mahan (at LSU, vs. April 4, 2015)
Homered in consecutive games:	<i>Marcus Carson (vs. Indiana/NC State [NCAA], June 4, 2017)</i>
Homered in three consecutive games:	<i>Kole Cottam (vs. LSU, April 21 & 23; vs. Xavier, April 26, 2017)</i>
Homered in three consecutive SEC games:	<i>Riley Mahan (vs. Georgia, May 6-7, vs. Tennessee, May 12, 2017)</i>
Homered in four consecutive SEC games:	<i>Riley Mahan (vs. Georgia, May 6-7, vs. Tennessee, May 12-13, 2017)</i>
Homered in five consecutive SEC games:	AJ Reed (vs. Florida, April 4-6, vs. Missouri, April 11-12, 2014)
Homered in first at-bat of the season:	Luke Maile (vs. Bowling Green, Feb. 28, 2010)
Homered for first career hit:	<i>T.J. Collett (vs. Ole Miss, March 23, 2017; GRAND SLAM)</i>
Homered in first at-bat of their career:	Luke Maile (vs. Bowling Green, Feb. 28, 2010)
Homered in first home at bat of their career (GS):	AJ Reed (vs. Buffalo, Feb. 24, 2012)
Homered in final home at bat of their career (GS):	Marcus Nidiffer (vs. LSU, May 14, 2010)
Hit back to back home runs:	<i>Riley Mahan, Troy Squires (vs. Tennessee, May 12, 2017)</i>
Hit three consecutive home runs:	Lance Ray, Braden Kapteyn and Marcus Nidiffer (at Indiana, May 11, 2010)
Scored four or more runs in a game:	<i>Zach Reks (at South Carolina, April 28, 2017)</i>
Scored six or more runs in a game:	Andy Burns (vs. Mississippi State, April 19, 2009)
Had four or more hits in a game:	<i>Tristan Pompey (at South Carolina, April 28, 2017)</i>
Had five or more hits in a game:	<i>Riley Mahan (vs. LSU, April 21, 2017)</i>
Had six hits in a game:	J.T. Riddle (vs. Niagara, Feb. 17, 2013)
Had five RBI in a game:	<i>Riley Mahan (vs. Indiana [NCAA], June 4, 2017)</i>
Had six RBI in a game:	Micheal Thomas (vs. Ball State, March 8, 2014)
Had seven RBI in a game:	JaVon Shelby (at Georgia, March 20, 2016)
Had eight RBI in a game:	<i>Luke Becker (vs. Miami, OH, March 12, 2017)</i>
Hit home runs from both sides of the plate:	Ryan Wilkes (vs. Wright State, May 6, 2008)
Hit HR from both sides of the plate in a weekend:	<i>Tristan Pompey (at Texas A&M, Feb. 17-19, 2017)</i>
Had two or more bunt singles in a game:	Bryan Rose (vs. MSU, April 5, 2008)
Stole three bases in a game:	Neiko Johnson (vs. South Carolina, May 8, 2010)
Stole four bases in a game:	Storm Wilson (vs. Richmond, Feb. 14, 2015)
Walked four or more times in a game:	Andy Burns (vs. Tennessee, May 3, 2009)
Struck out 10 or more batters in a game:	<i>Zack Thompson (10; vs. Indiana, May 9, 2017)</i>
Pitched a seven-inning complete game:	Dustin Beggs (vs. Arkansas, April 23, 2016)
Pitched a nine-inning complete game:	<i>Justin Lewis (vs. LSU, April 21, 2017)</i>
Pitched a nine-inning complete-game shutout:	<i>Sean Hjelle (at Texas A&M, March 17, 2017)</i>
Nine-inning complete-game shutout in midweek:	Dylan Dwyer (vs. Cincinnati, March 5, 2014)
Pitched a no-hitter:	John Bowling (vs. Georgia State, April 9, 1974; 3-0)
Earned a pitching win and hit a home run:	AJ Reed (BUNCHEES, 2014)
Had three outfield assists in a game:	Austin Cousino (vs. Ole Miss, April 6, 2012)
Played an extra-inning game:	<i>10 innings, at Cincinnati (March 8, 2017)</i>
Scored 20 or more runs in a game:	26, vs. Ball State (March 9, 2014)
Hit six home runs in a game:	vs. Dayton (April 4, 2012)
Hit seven home runs in a game:	vs. Dayton (Feb. 21, 2016)
Hit four home runs in an inning:	8th, vs. Dayton (Feb. 21, 2016)
Drew 12 or more walks in a game:	<i>12, vs. St. Joseph's (Norfolk, Va.) (Feb. 24, 2017)</i>
Got hit by 10 or more pitches in a game:	10, vs. Monmouth (March 6, 2010) * TIED NCAA RECORD
Stole eight bases in a game:	at Auburn (April 25, 2010)
Tied a game:	vs. LSU (March 25, 2007)
Won a series vs./at a No. 1 ranked foe:	vs. Florida (2016)
Recorded a Triple Play:	<i>vs. Louisville (April 18, 2017; 7-2-6)</i>

WE ARE UK



HISTORY



ALL-TIME COACHING RECORDS

Year	Record	Pct.	Coach
1896	1-2	.333	not available
1897	0-3	.000	not available
1898	no records available		
1899	no records available		
1900	no records available		
1901	no records available		
1902	no records available		
1903	9-4	.692	G.L. Byroade
1904	7-10-1	.417	A.A. Gordon
1905	10-8	.556	W.C. Kelly
1906	12-2-1	.833	H.E. Reed
1907	12-3	.800	F.C. Paullin
1908	12-5-1	.694	C.M. Leaphart
1909	9-8-0	.529	not available
1910	12-8-1	.595	not available
1911	11-2	.769	Frank Engel
1912	12-5-1	.694	Frank Engel
1913	3-5-1	.389	Frank Engel
1914	9-5	.643	Alpha Brummage
1915	7-8-1	.469	Alpha Brummage
1916	7-4	.636	Bill Tuttle
1917	6-1	.857	J.B. Fledge
1918*	4-1	.800	not available
1919	12-3	.800	not available
1920	11-3	.786	Andrew Gill
1921*	7-5	.583	Andrew Gill
1922	7-9	.438	Jim Park
1923	4-7	.364	C.E. Barger
1924	8-5	.615	C.E. Barger
1925	4-9	.308	Fred J. Murphy
1926	5-5-2	.500	Fred J. Murphy
1927	7-6	.462	John Devereaux
1928	7-6-1	.536	Fred Major
1929	9-1-1	.864	John Devereaux
1930	6-5-1	.542	John Devereaux
1931	5-9	.357	John Devereaux
1932	no team		
1933	no team		
1934	1-10	.091	John Devereaux
1935	no team		
1936	no team		
1937	no team		
1938	no team		
1939	5-7	.417	Frank Moseley
1940	6-8	.429	Frank Moseley
1941	8-11	.421	Frank Moseley
1942	7-6	.538	Bill Black
1943	no team - World War II		
1944	no team - World War II		
1945	no team - World War II		
1946	1-5	.167	Frank Moseley
1947	7-9	.441	Harry Lancaster
1948	9-7	.563	Frank Moseley
1949	15-10	.600	Frank Moseley
1950	16-7-1	.688	Frank Moseley
1951	8-10-1	.447	Harry Lancaster
1951	8-10-1	.447	Harry Lancaster
1951	8-10-1	.447	Harry Lancaster
1952	8-7	.533	Harry Lancaster
1953	7-11	.389	Harry Lancaster
1954	9-10	.474	Harry Lancaster
1955	2-13	.133	Harry Lancaster
1956	4-18	.182	Harry Lancaster
1957	6-17	.250	Harry Lancaster
1958	8-9	.471	Harry Lancaster
1959	18-8	.692	Harry Lancaster
1960	18-8	.692	Harry Lancaster
1961	17-8	.680	Harry Lancaster
1962	12-7-1	.625	Harry Lancaster
1963	11-11	.500	Harry Lancaster
1964	16-7	.696	Harry Lancaster
1965	12-10	.545	Harry Lancaster
1966	8-10	.444	Abe Shannon
1967	14-16	.467	Abe Shannon
1968	9-16	.360	Abe Shannon
1969	14-18	.441	Abe Shannon
1970	8-18	.296	Dick Parsons
1971	18-15	.545	Dick Parsons
1972	16-10-1	.611	Dick Parsons
1973	16-19-1	.458	Jordan Horne
1974	21-21	.500	Jordan Horne
1975	20-23	.465	Jordan Horne
1976	28-18	.609	Jordan Horne
1977	22-20	.524	Jordan Horne
1978	20-25	.444	Jordan Horne
1979	29-18	.617	Keith Madison
1980	25-21	.543	Keith Madison
1981	38-17-1	.688	Keith Madison
1982	21-34	.382	Keith Madison
1983	31-14	.689	Keith Madison
1984	25-22	.522	Keith Madison
1985	28-24	.538	Keith Madison
1986	25-28	.472	Keith Madison
1987	40-15	.727	Keith Madison
1988	38-25	.603	Keith Madison
1989	28-25-1	.528	Keith Madison
1990	27-29	.482	Keith Madison
1991	41-20	.672	Keith Madison
1992	33-23	.589	Keith Madison
1993	38-23-1	.621	Keith Madison
1994	32-25	.561	Keith Madison
1995	29-32	.475	Keith Madison
1996	35-24	.593	Keith Madison
1997	20-34-1	.373	Keith Madison
1998	26-31	.456	Keith Madison
1999	25-32	.439	Keith Madison
2000	38-20-1	.653	Keith Madison
2001	22-34	.393	Keith Madison
2002	17-36	.321	Keith Madison
2003	24-32	.429	Keith Madison
2004	24-30	.444	John Cohen
2005	29-27	.518	John Cohen
2006	44-17	.721	John Cohen
2007	34-19-1	.630	John Cohen
2008	44-19	.699	John Cohen
2009	28-26	.519	Gary Henderson
2010	31-25	.554	Gary Henderson
2011	25-30	.454	Gary Henderson
2012	45-18	.714	Gary Henderson
2013	30-25	.545	Gary Henderson
2014	37-25	.597	Gary Henderson
2015	30-25	.545	Gary Henderson
2016	32-25	.561	Gary Henderson
2017	43-23	.652	Nick Mingione

*records not complete



Keith Madison compiled a school-record 735 wins as Kentucky's skipper from 1979-2003. During his 25-year tenure, UK averaged 29 wins a season and advanced to the NCAA Tournament twice (in 1988 and 1993).

OVERALL RECORD			
Coach	Years	Record	Pct.
G.L. Byroade	1	9-4	.692
A.A. Gordon	1	7-10-1	.417
W.C. Kelly	1	10-8	.556
H.E. Reed	1	12-2-1	.833
F.C. Paullin	1	12-3	.800
C.M. Leaphart	1	12-5-1	.694
Frank Engel	3	26-12-2	.675
Alpha Brummage	2	16-13-1	.550
Bill Tuttle	1	7-4	.636
J.B. Fledge	1	6-1	.857
Andrew Gill*	2	18-8	.692
Jim Park	1	7-9	.438
C.E. Barger	2	12-12	.500
Fred J. Murphy	2	9-14-2	.400
John Devereaux	5	28-31-2	.475
Fred Major	1	7-6-1	.536
Frank Moseley	7	60-55-1	.522
Bill Black	1	7-6	.538
Harry Lancaster	16	163-163-3	.500
Abe Shannon	4	45-60-0	.429
Dick Parsons	3	42-43-1	.494
Jordan Horne	6	127-126-1	.502
Keith Madison	25	735-638-5	.535
John Cohen	4	175-112-1	.610
Gary Henderson	8	258-199	.564
Nick Mingione	1	43-23	.652



SEC HISTORY

Year	Champion	Record	UK	Place
1933	Georgia	8-1	no team	
1934	Alabama	13-3	0-2	t8th
1935	Alabama	8-2	no team	
1936	Alabama	7-3-1	no team	
1937	Auburn	8-1	no team	
1938	Alabama	10-1	no team	
1939	LSU	10-2	3-3	t7th
1940	Alabama	12-1	3-5	6th
1941	Alabama	13-2	3-10	12th
1942	Alabama	9-1	2-4	t9th
1943	LSU	11-3	1-3	t7th
1944	No season			
1945	No season			
1946	LSU	10-5	0-0	
1947	Alabama	11-3	4-4	t5th
1948	Mississippi State	12-5	9-7	6th
1949	Mississippi State	13-3	11-5	2nd*
1950	Alabama	12-4	11-2	2nd*
1951	Tennessee	16-1	5-9-1	10th
1952	Florida	12-2	6-6	6th
1953	Georgia	12-3	5-9	10th
1954	Georgia	11-4	4-10	t11th
1955	Alabama	16-2	0-12	12th
1956	Florida	13-3	1-12	12th
1957	Georgia Tech	13-3	2-14	12th
1958	Auburn	12-3	5-4	t6th
1959	Ole Miss	10-3	9-5	4th (E)
1960	Ole Miss	12-2	9-7	t3rd (E)
1961	LSU	11-4	10-6	2nd (E)
1962	Florida	14-3	9-7	t3rd (E)
1963	Auburn	15-3	8-10	t4th (E)
1964	Ole Miss	11-1	10-5	3rd (E)
1965	Mississippi State	11-4	7-7	4th (E)
1966	Mississippi State	11-4	5-7	5th (E)
1967	Auburn	15-2	8-9	t3rd (E)
1968	Alabama	10-8	6-9	5th (E)
1969	Ole Miss	11-5	7-9	4th (E)
1970	Mississippi State	11-4	2-12	6th (E)
1971	Mississippi State	13-5	7-8	5th (E)
1972	Ole Miss	15-3	4-8	5th (E)
1973	Vanderbilt	11-5	4-11	6th (E)
1974	Vanderbilt	11-4	6-9	5th (E)
1975	LSU	19-3	7-8	3rd (E)
1976	Auburn	12-7	15-9	^1st (E)*
1977	Ole Miss	15-9	10-12	4th (E)
1978	Auburn	15-8	6-15	5th (E)
1979	Mississippi State	17-2	13-11	2nd (E)
1980	Vanderbilt	13-9	8-11	4th (E)
1981	Florida	16-7	13-9-1	2nd (E)
1982	Florida	14-8	6-17	5th (E)
1983	Alabama	14-7	6-11	4th (E)
1984	Florida	18-4	9-13	4th (E)
1985	Mississippi State	16-8	10-13	t3rd (E)
1986	LSU	22-5	7-21	10th
1987	Mississippi State	13-13	16-11	4th
1988	Florida	21-6	18-9	2nd
1989	Mississippi State	20-5	10-17	9th
1990	LSU	20-7	8-18	10th
1991	LSU	19-7	13-12	6th
1992	LSU	18-6	10-14	t5th (E)
1993	LSU	18-8-1	14-14-1	3rd (E)
1994	Tennessee	24-5	11-14	3rd (E)
1995	Tennessee	22-8	10-19	5th (E)
1996	Alabama	20-10	15-14	3rd (E)
	Florida	20-10		
	LSU	20-10		

1997	LSU	22-7	10-20	5th (E)
1998	Florida	21-8	12-18	3rd (E)
1999	Arkansas	22-8	13-17	t2nd (E)
2000	South Carolina	25-5	12-16-1	4th (E)
2001	South Carolina	20-10	7-23	6th (E)
2002	South Carolina	21-8	6-24	6th (E)
2003	LSU	20-9-1	9-20	6th (E)
2004	Arkansas	19-11	7-23	6th (E)
	Georgia	19-11		
2005	Florida	20-10	7-22	6th (E)
2006	KENTUCKY	20-10	20-10	1ST
	Alabama	20-10		
2007	Vanderbilt	22-8	13-16-1	5th (E)
2008	Georgia	20-9-1	16-14	3rd (E)
2009	LSU	20-10	12-18	5th (E)
	Ole Miss	20-10		
2010	Florida	22-8	13-17	4th (E)
2011	Florida	22-8	8-22	4th (E)
	South Carolina	22-8		
	Vanderbilt	22-8		
2012	LSU	19-11	18-12	3rd (E)
2013	Vanderbilt	26-3	11-19	4th (E)
2014	Florida	21-9	14-16	4th (E)
2015	LSU	21-8	14-15	4th (E)
2016	Mississippi State	21-9	15-15	4th (E)
2017	Florida	21-9	19-11	2nd (E)
Totals			709-933-8	(.432)

*Notes: The SEC was split into two divisions from 1959-85 and 1992-present. From 1948-50 and 1953-76, the division leaders met in a playoff for the SEC Championship. From 1977-87, the SEC Tournament champion was declared the SEC Champion. * denotes lost in SEC Championship playoff
^ denotes won SEC Eastern Division playoff*

KENTUCKY IN SEC CHAMPIONSHIP SERIES

1949 - Lost to Mississippi State, 3-1

May 27 Mississippi State 6, Kentucky 3 (Starkville, Miss.)
 May 28 Mississippi State 7, Kentucky 2 (Starkville, Miss.)
 May 31 Kentucky 4, Mississippi State 3 (Lexington, Ky.)
 June 1 Mississippi State 7, Kentucky 5 (Lexington, Ky.)

1950 - Lost to Alabama, 3-1


May 22 Alabama 4, Kentucky 1 (Tuscaloosa, Ala.)
 May 23 Alabama 13, Kentucky 0 (Tuscaloosa, Ala.)
 May 26 Kentucky 14, Alabama 3 (Lexington, Ky.)
 May 27 Alabama 9, Kentucky 1 (Lexington, Ky.)

1976 - Def. Tennessee, 1-0 (Eastern Division playoff)

May 10 Kentucky 8, Tennessee 5 (Knoxville, Tenn.)

1976 - Lost to Auburn, 2-1

May 16 Kentucky 7, Auburn 6
 May 16 Auburn 6, Kentucky 0
 May 17 Auburn 14, Kentucky 6



UK POSTSEASON HISTORY

SEC TOURNAMENT RESULTS

Appearances: 17

Best finish (current format):
3rd (2012, 2014)

Overall record: 22-34 (.393)

1979

East No. 2 seed

Starkville, Miss. • May 11-13
Mississippi State 6, Kentucky 5
Florida 7, Kentucky 1

1981

East No. 2 seed

Starkville, Miss. • May 15-17
Miss. State 3, Kentucky 2
Kentucky 3, Alabama 2
Kentucky 3, Miss. State 2
Florida 11, Kentucky 5

1987

No. 4 seed

Athens, Ga. • May 14-17
Kentucky 5, Florida 4
Aub. 5, Kentucky 4 (10 innings)
LSU 4, Kentucky 1

1988

No. 2 seed

Starkville, Miss. • May 12-15
Kentucky 9, LSU 7
Mississippi State 6, Kentucky 5
Georgia 5, Kentucky 4 (11
innings)

1991

No. 6 seed

Baton Rouge, La. • May 16-19
LSU 8, Kentucky 7
Auburn 8, Kentucky 5

1993

No. 3 seed

Eastern Division Tournament
Columbia, S.C. • May 20-23
Kentucky 7, Florida 1
Kentucky 9, Tennessee 7
Kentucky 13, Georgia 3
Tennessee 7, Kentucky 6
Tennessee 6, Kentucky 4

1994

No. 4 seed

Eastern Division Tournament
Lexington, Ky. • May 18-21
Kentucky 6, South Carolina 5
Georgia 17, Kentucky 5
Vanderbilt 15, Kentucky 6

1995

No. 5 seed

Eastern Division Tournament
Knoxville, Tenn. • May 18-21
Kentucky 6, South Carolina 2
Kentucky 9, Georgia 8
Kentucky 9, Vanderbilt 6
Tennessee 22, Kentucky 5
Tennessee 7, Kentucky 2

1996

No. 6 seed

Birmingham, Ala. • May 15-19
Kentucky 7, Arkansas 5
Alabama 3, Kentucky 2
Kentucky 4, Miss. State 1
Alabama 16, Kentucky 8

1998

No. 8 seed.

Birmingham, Ala. • May 13-17
Florida 6, Kentucky 4
Alabama 8, Kentucky 3

1999

No. 8 seed

Birmingham, Ala. • May 19-23
Arkansas 6, Kentucky 4
LSU 10, Kentucky 0

2000

No. 8 seed

Birmingham, Ala. • May 17-21
Kentucky 6, South Carolina 4
Florida 8, Kentucky 7
South Carolina 12, Kentucky 5

2006

No. 2 seed

Birmingham, Ala. • May 24-28
South Carolina 4, Kentucky 2
Georgia 16, Kentucky 10

2008

No. 4 seed

Birmingham, Ala. • May 21-25
Kentucky 9, Alabama 3
Ole Miss 8, Kentucky 7
Alabama 13, Kentucky 4

2012

No. 4 seed

Birmingham, Ala. • May 22-27
Kentucky 2, Ole Miss 0
Kentucky 5, Mississippi State 1
Miss. State 2, Kentucky 1

2013

No. 9 seed

Birmingham, Ala. • May 21-26
Ole Miss 4, Kentucky 1

2014

No. 9 seed

Birmingham, Ala. • May 20-25
Kentucky 7, Alabama 1
Kentucky 4, Florida 2
Kentucky 7, Miss. State 6
(12 innings)
Florida 6, Kentucky 5

2015

No. 8 seed

Birmingham, Ala. • May 19-24
Auburn 6, Kentucky 3

2016

No. 8 seed

Birmingham, Ala. • May 24-29
Alabama 5, Kentucky 2

2017

No. 3 seed

Birmingham, Ala. • May 23-28
Kentucky 7, South Carolina 2
LSU 10, Kentucky 0
South Carolina 3, Kentucky 1

NCAA TOURNAMENT

Appearances: 9

Best finish: Super Regional (2017)
Overall record: 18-19 (.486)

1949—DISTRICT III

AT CHARLOTTE, N.C.

Wake Forest 5, Kentucky 3
Kentucky 2, Richmond 0
Kentucky 2, Mississippi State 0
Wake Forest 8, Kentucky 0

1950—DISTRICT III

AT KANNAPOLIS, N.C.

Wake Forest 9, Kentucky 4
Kentucky 4, Clemson 2
Wake Forest 9, Kentucky 2

1988—NORTHEAST REGIONAL

AT NEW BRITAIN, CONN.

Kentucky 6, Rutgers 2
Kentucky 12, St. John's 5
Kentucky 8, Clemson 7
Stanford 6, Kentucky 5
Stanford 16, Kentucky 2

1993—CENTRAL REGIONAL II

AT AUSTIN, TEXAS

Southern Cal. 7, Kentucky 1
Texas 8, Kentucky 3

2006—LEXINGTON REGIONAL II

AT LEXINGTON, KY.

Ball State 3, Kentucky 1
Kentucky 10, Notre Dame 4
Kentucky 12, Ball State 9
Coll. of Charleston 7, Kentucky 4

2008—ANN ARBOR REGIONAL

AT ANN ARBOR, MICH.

Michigan 7, Kentucky 5
Kentucky 4, E. Michigan 3
Kentucky 12, Michigan 6
Arizona 5, Kentucky 3

2012—GARY REGIONAL

AT GARY, IND. (HOSTED BY PURDUE)

Kent State 7, Kentucky 6 (21 innings)
Kentucky 8, Valparaiso 1
Kentucky 6, Purdue 3
Kent State 3, Kentucky 2

2014—LOUISVILLE REGIONAL

AT LOUISVILLE, KY.

Kansas 10, Kentucky 6
Kentucky 4, Kent State 2
Kentucky 8, Kansas 3
Louisville 4, Kentucky 1

2017—LEXINGTON REGIONAL

AT LEXINGTON, KY.

Kentucky 6, Ohio 4
NC State 5, Kentucky 4
Kentucky 14, Indiana 9
Kentucky 8, NC State 6
Kentucky 10, NC State 5

2017—LOUISVILLE SUPER REGIONAL

AT LOUISVILLE, KY.

Louisville 5, Kentucky 2
Louisville 6, Kentucky 2

SEC TOURNAMENT FORMATS

1977-86

Top two teams from each division earned bids in a double-elimination draw. East No. 1 faced West No. 2 and West No. 1 faced East No. 2 in first round.

1987-92

Top six teams overall earned bids in a double-elimination draw.

1993-95

Each division played its own tournament with all six teams earning bids in a six-team double-elimination draw.

1996-97

Nos. 5-8 squared off in two play-in games to earn final two spots in six-team double-elimination draw. The top four seeds were awarded automatic bids.

1998-2011

Top eight teams overall earn bids into two four-team double-elimination draws. First-round match ups include No. 1 vs. No. 8 and No. 4 vs. No. 5 in one group with No. 2 vs. No. 7 and No. 3 vs. No. 6 in the other. There is a championship game between the winner


of each group.

2012

Top 10 teams overall earn bids into the field, with the division winners earning the No. 1-2.

2013-current

Top 12 teams overall earn bids into the field. Seeds 5-12 meet in a single-elimination format on Tuesday, followed by traditional double-elimination play Wednesday-Friday. The tournament will return to single elimination on Saturday.



1973	Derek Bryant, OF
1973	Marvis Foley, 1B
1973	Sonny Denniston, 2B
1973	Gerald Belcher, OF
1974	Marvis Foley, C
1974	Sonny Denniston, 2B
1974	Gerald Belcher, OF
1975	Marvis Foley, C
1975	LeRoy Robbins, 1B
1975	Ed McCaw, P
1976	LeRoy Robbins, DH
1976	Darrell Saunders, OF
1976	Billy Fouch, OF
1976	John Koenen, C
1976	Tim Graven, P
1977	LeRoy Robbins, DH
1977	Jim Sherrill, OF
1977	Steve Pewitt, P
1978	Mike Moore, DH
1979	Steve Roberts, UT
1979	Joe Georger, P
1979	Chuck Long, 2B
1980	Danny Pototsky, 2B
1980	Jeff Keener, P
1980	Greg Ryle, C
1981	Jeff Keener, P
1981	Bill Sandry, 1B
1981	Jeff Shartzter, 3B
1981	Mike Botkin, OF
1982	Mike Botkin, OF
1983	Brandt Ely, UT
1983	Jay Ray, P
1984	Randy Clark, 1B
1984	Mike Agnich, OF
1984	Dan Sehlhorst, C
1985	Randy Clark, 1B

Freshman All-SEC

2005	Antone DeJesus, OF
2005	Ryan Wilkes, 2B
2012	Austin Cousino, OF
2012	AJ Reed, DH
2012	AJ Reed, 1B
2013	Kyle Barrett, OF
2013	Greg Fettes, C
2014	JaVon Shelby, 2B
2015	Evan White, 1B
2016	Sean Hjelle, RHP

All-SEC Defensive Team

2012	Austin Cousino, OF
2013	Austin Cousino, OF
2014	Austin Cousino, OF
2015	Evan White, 1B
2016	Dustin Beggs, RHP
2016	Evan White, 1B
2017	Evan White, 1B

All-SEC Tournament

1981	Danny Pototsky, 2B
1981	Mike Botkin, OF
1981	Greg Ryle, C
1981	Jeff Keener, P (MVP)
1987	Terry Shumpert, 2B
1988	Vince Castaldo, 2B
1988	Darin Rieman, 3B
1996	Chad Green, OF
1996	Travis Hayes, 3B
2008	Sawyer Carroll, OF
2008	Chris McClendon, 3B
2012	Thomas McCarthy, 3B

All-SEC Tournament Eastern Division

(1993-95)

1993	Matt Bragga, OF
1993	Brad Hindersman, DH
1993	Jeff Michael, SS
1993	Tom Thaemert, OF
1994	Jeff Abbott, OF
1995	Chad Green, OF
1995	Todd Young, C

Rawlings Gold Glove

2008	Ryan Wilkes, 2B
2012	Corey Littrell, SP
2013	Austin Cousino, OF
2014	Austin Cousino, OF
2016	Dustin Beggs, RHP
2016	Evan White, 1B
2017	Evan White, 1B

ABCA All-South Region

2002	Joe Blanton, P
2005	John Shelby, 2B
2006	Sean Coughlin, C
2006	Ryan Strieby, 1B
2006	John Shelby, 2B
2006	Collin Cowgill, OF
2006	Greg Dombrowski, P
2007	Sean Coughlin, C
2008	Sawyer Carroll, OF
2008	Collin Cowgill, OF
2008	Ryan Wilkes, 2B
2014	AJ Reed, DH
2014	Max Kuhn, 3B
2017	Sean Hjelle, SP
2017	Riley Mahan, 2B
2017	Tristan Pompey, OF

U.S. Olympic Team

1996	Chad Green, OF
------	----------------

U.S. National Team

1986	Tom Deller, P
1986	Terry Shumpert, IF
1989	Billy White, IF
1999	John Wilson, C
2005	John Cohen, Asst. Coach
2012	Austin Cousino, OF
2013	Austin Cousino, OF

2015	Gary Henderson, Asst. Coach
2015	Brent Ingram, Press Officer
2016	Evan White, 1B

GTE Academic All-Americans

First Team

1976	LeRoy Robbins, DH
2000	Andy Green, 2B

Second Team

1976	Darrell Saunders, OF
1977	LeRoy Robbins, OF

Third Team

1989	Mark Blythe, OF
------	-----------------

Academic All-American

2006	Collin Cowgill
2008	Collin Cowgill
2014	Austin Cousino
2016	Dustin Beggs

SEC Scholar Athlete of the Year

2017	Zach Logue, LHP
------	-----------------

Academic All-SEC


(chosen from 1971-83)

1974	Sonny Denniston
1975	Ed McCaw
1976	Ed McCaw
1976	Randy Gipson
1976	Jimmy Shefrill
1976	Billy Fouch
1976	Darrell Saunders
1976	LeRoy Robbins
1976	Steve Pewitt
1977	Randy Gipson
1977	LeRoy Robbins
1977	Steve Pewitt
1979	Randy Gipson
1979	Chuck Long
1979	Jim Leopold
1979	Steve Vogel
1980	Tom Hatfield
1980	James Leopold
1980	Steve Vogel
1980	Jeff Keener
1981	Jeff Shartzter
1981	Tom Hatfield
1981	Jeff Keener
1982	Bill Barker
1983	Ken Jackson

SEC Academic Honor Roll

(chosen since 1984)

1984	Chris Carroll
	Tim Feger
	Dan Whelan
1986	Mark Blythe
	Scott Weakley
	Alan Yankey
1987	Mark Blythe
1988	Mark Blythe
	Jim Dill
	Roger Gum
	John Hampton
	Billy White
	Bruce Wise
1989	Mark Blythe
	Jim Dill
	Roger Gum
	John Hampton
	Joe Welch
	Billy White
	Bruce Wise
1990	Paul Corum
	Mike Harris
	Darin Rieman
	Tom Robeson
1991	Paul Corum
	Blake Feeney
	Tom Froning
1992	Paul Corum
	Mark Etter
	Tom Froning
	Greg Mercer
	Jeff Norman
	Max Reitz
	Steve Zongor
1993	Mark Etter
	Andy McCord
	Billy Thompson
1994	Matt Bowles
	Mark Etter
	Brad Hindersman
	Andy McCord
	Brian Reed
1995	Andy McCord
	Janak Talwakar
	Greg Reid
	Aaron Acuff
1996	Janak Talwakar
	Aaron Acuff
1997	Aaron Acuff
	Greg Reid
	Janak Talwakar
1998	Andy Green
	Jeff Meade
	Josh Paxton
	Justin Sanders
1999	Will Crumbaugh
	Andy Green
	Patrick Mahan
	Jeff Meade
	Josh Owens



WE ARE UK



	Josh Paxton
	Justin Sanders
2000	Andy Green
	Austin Madison
	Jeff Meade
	Josh Paxton
	Jason Wolfe
2001	Andy Green
	Jeff Meade
	Jason Wolfe
	Austin Madison
	Michael Paxton
2002	John Gooch
	Vincent Harrison
	Austin Madison
	Lance McKinster
	Seth Morris
	Brad Pickrell
2003	Mark Fritts
	Mark Galvin
	Andrew Levenson
	Brad Pickrell
	Gordon Tyler
	Michael Wade
	Dave Waespe
2004	Matt Fritts
	Mark Galvin
	Kalen Gibson
	Casey Gilvin
	Adam Kunkel
	Robert Levenson
	James Rose
	Craig Snipp
	Seth Stanley
2005	Brock Baber
	Steve Deaton
	Matt Fritts
	Kalen Gibson
	Billy Grace
	Adam Revelette
	Matt Robinson
	J.B. Schmidt
2006	Andrew Albers
	Mike Brown
	Collin Cowgill
	Greg Dombrowski
	Troy Ragle
	Adam Revelette
	Matt Robinson
	Tommy Warner
2007	Andrew Albers
	Brock Baber
	Sean Coughlin
	Collin Cowgill
	Antone DeJesus
	Greg Dombrowski
	Tyler Howe
	Marcus Nidiffer
	Anthony Otrando
	Troy Ragle
	Dan Reale
	Brian Spear
	Tommy Warner
	Brock Wright

2008	Andrew Albers
	Brock Baber
	Kevin Bishop
	Sawyer Carroll
	Collin Cowgill
	Greg Dombrowski
	Tyler Howe
	Jonathan Huff
	Chris McClendon
	Marcus Nidiffer
	James Paxton
	Brian Spear
	Brian Suerdick
	Clint Tilford
	Tommy Warner
	Brock Wright
	Jesse Yano
2009	T.J. Daugherty
	Jonathan Huff
	Mike Kaczmarek
	James Paxton
	Clint Tilford
	Chris Wade
2010	Taylor Black
	Sean Bouthilette
	Andy Burns
	T.J. Daugherty
	Cory Farris
	Chase Greene
	Kyle Jackson
	Mike Kaczmarek
	Braden Kapteyn
	Alex Meyer
	Marcus Nidiffer
	Keenan Wiley
	Chad Wright
2011	Brian Adams
	T.J. Daugherty
	Braden Kapteyn
	Mike Kaczmarek
	Sam Kidd
	Luke Maile
	Thomas McCarthy
	Alex Meyer
	Alex Phillips
	Micheal Thomas
	Tyler Townsend
	Chad Wright
2012	Tyler Dunaway
	Cameron Flynn
	Chris Garrison
	Trevor Gott
	Jerad Grundy
	Luke Maile
	Thomas McCarthy
	Tyler Raymond
	Matt Reid
	Walter Wijas
	Lucas Witt
2013	Thomas Bernal
	Austin Cousino
	Jerad Grundy
	Max Kuhn

	Corey Littrell
	Sam Mahar
	Taylor Martin
	Paul McConkey
	A.J. Reed
	Matt Reid
	Jacob Russell
	Zach Strecker
	Micheal Thomas
	Lucas Witt
2014	Zach Arnold
	Kyle Barrett
	Bryce Bastien
	Thomas Bernal
	Kyle Cody
	Ryne Combs
	Austin Cousino
	Dominic D'Souza
	Greg Fettes
	Dorian Hairston
	Spencer Jack
	Max Kuhn
	Sam Mahar
	Taylor Martin
	Andrew Nelson
	AJ Reed
	Matt Reid
	Zach Strecker
	Storm Wilson
2015	Zach Arnold
	Kyle Barrett
	Bryce Bastien
	Thomas Bernal
	Zack Brown
	Marcus Carson
	Ryne Combs
	Dylan Dwyer
	Greg Fettes
	Dorian Hairston
	Connor Heady
	Spencer Jack
	Taylor Martin
	Andrew Nelson
	Blake Oyler
	Logan Salow
	Matt Snyder
	Troy Squires
	Zach Strecker
	Ka'ai Tom
	Storm Wilson
	Robert Zeigler
2016	Zach Arnold
	Dustin Beggs
	Zack Brown
	Marcus Carson
	Kyle Cody
	Dylan Dwyer
	Marshall Gei
	Dorian Hairston
	Jake Hamilton
	Connor Heady

	Zach Logue
	Riley Mahan
	Trey Miller
	Zach Pop
	Logan Salow
	Troy Squires
	Zach Strecker
	Evan White
	Bo Wilson
	Storm Wilson
2017	Luke Becker
	Marcus Carson
	Kole Cottam
	Marshall Gei
	Jake Hamilton
	Connor Heady
	Sean Hjelle
	Austin Keen
	Zeke Lewis
	Justin Lewis
	Zach Logue
	Riley Mahan
	Tyler Marshall
	Gunnar McNeill
	Tristan Pompey
	Zach Pop
	Zach Reks
	Logan Salow
	Troy Squires
	Evan White
	Storm Wilson

	Matt Reid
	Lucas Witt
2012	Cole Evans
	Max Kuhn
	A.J. Reed
2013	Kyle Barrett
	Kyle Cody
	Ryne Combs
	Dylan Dwyer
	Dorian Hairston
	Casey Schroeder
	Zack Storm
2014	Zack Brown
	Marcus Carson
	Connor Heady
	JaVon Shelby
	Robert Zeigler
2015	Dustin Beggs
	Mashall Gei
	Jacob Hamilton
	Erich Hartman
	Zach Logue
	Trey Miller
	Zach Pop
	Evan White
	Bo Wilson
2016	Kole Cottam
	Joe Dudek
	Sean Hjelle
	Austin Keen
	Zeke Lewis
	Gunnar McNeill
	Tristan Pompey
2017	J.P. Bitzenhofer
	Colton Cleary
	Carson Coleman
	T.J. Collett
	Brayden Combs
	Luke Heyer
	Chris Machamer
	Brett Marshall
	Zack Thompson

SEC Freshman/ First-Year Academic Honor Roll

(chosen since 2005)

2005	Andrew Albers
	Collin Cowgill
	Greg Dombrowski
	Tommy Warner
2006	Marcus Nidiffer
	Timmy Wimsatt
2007	James Paxton
	Michael Seaborn
	Clint Tilford
2008	Scott Davis
2009	Sean Bouthilette
	Andy Burns
	Chase Greene
	Braden Kapteyn
	Alex Meyer
	Michael Williams
	Chad Wright
2010	Jon Carlson
	Jordan Cooper
	Sam Kidd
	Luke Maile
	Walter Wijas
2011	Dallen Reber



SCHOLAR ATHLETE OF THE YEAR



ZACH LOGUE
JUNIOR STARTING PITCHER

Zach Logue 31

Former Kentucky left-handed pitcher Zach Logue (left) became the program's first SEC Scholar Athlete of the Year in 2017. He also was named to CoSida's Academic All-District Team.





USA BASEBALL




In 2016, 1B/OF Evan White became the seventh Kentucky baseball player to wear the Stars and Stripes, playing for the United States Collegiate National Team. White started 15 of 19 games against international competition as the team's primary first baseman.

In 1996, Chad Green represented the USA in the Olympic Games, and, in 1999, John Wilson traveled throughout the US and Japan as a national team member. In 2012, Austin Cousino led the USA in hitting while pacing the club to the bronze medal during Honkbal Week in the Netherlands. Additionally, Tom Deller and Terry Shumpert were part of the program in 1986 and Billy White in 1989. Former UK stars Collin Cowgill and John Shelby also participated in training with Team USA.

Former head coach Gary Henderson served as the pitching coach for the 2015 team, coached by St. John's Ed Blankenmeyer.

- 2016 - Evan White
- 2012 - Austin Cousino
- 1999 - John Wilson
- 1996 - Chad Green
- 1989 - Billy White
- 1986 - Tom Deller
- 1986 - Terry Shumpert



Former Kentucky All-American and two-time Rawlings Gold Glove winner Evan White (above and below) spent the summer of 2016 with the USA Baseball Collegiate National Team. Austin Cousino (below left) played with the CNT in 2012.





UK ATHLETICS HALL OF FAME

The UK Athletics Hall of Fame was established in 2005 as a way to honor persons whose participation and contributions enriched and strengthened the University's athletic program. Kentucky has a long history of honoring its greats by retiring their jerseys at Rupp Arena (men's basketball), Kroger Field (football), Memorial Coliseum (women's basketball) and Cliff Hagan Stadium (baseball). This honor remains in place as an extension of the Hall of Fame recognition.

Keith Madison, whose accomplishments during a 25-year tenure (1979-2003) are unchallenged in the program's history, was the first baseball alum to be inducted. He was part of the 2005 charter class consisted of the 88 individuals who had previously had their jersey retired.

Since that time, eight alums of the baseball program have joined Madison in the Hall of Fame.

Criteria that will be considered includes athletic and academic accomplishments of the individual while at UK, as well as post-UK accomplishments and character. There is a five-year waiting period -- after leaving UK -- to be eligible for inclusion into the Hall of Fame, and a 10-year waiting period to have a jersey retired.

An individual must be a member of the Hall of Fame to be eligible for jersey retirement. A committee consisting of Hall of Famers, media members, campus representatives and current coaches and administrators will elect new inductees each year, with induction at a football game the following fall. A subcommittee will consider possible jersey retirements.



UK ATHLETICS HALL OF FAMERS

- 2005 - Keith Madison (1979-2003)
- 2007 - Dom Fucci (1948-51)
- 2009 - Jim Host (1957-59)
- 2009 - Brandon Webb (1998-2000)
- 2011 - Jeff Abbott (1991-94)
- 2012 - Jeff Keener (1980-81)
- 2014 - Terry Shumpert (1985-87)
- 2015 - Andy Green (1997-2000)
- 2017 - Collin Cowgill (2005-06, 08)

2014 PLAYER OF YEAR - AJ REED



6-4 • 240 • L/L • LHP/1B
 Terre Haute, Ind.
 (Terre Haute South)

2014 SEASON

Became the third unanimous national player of the year in SEC history (David Price, 2007; Dave Magadan, 1983), sweeping every national award given, earning consensus first-team All-America honors ... Had arguably the second-best individual season in the history of college baseball, with only John Olerud's final season at Washington State making a case for competition ... Led the NCAA in homers (23), slugging (.735) and OPS (1.211) ... Hit more homers than 185 teams hit in college baseball, including more homers than six SEC schools ... Belted 15 homers in SEC play alone, more than three other schools combined to hit in their 30 SEC games ... All 23 homers came in 42 games against weekend opponents, not homering in midweek action during the year ... 23 homers ties a UK single-season record, equaling him with John Wilson (1999) and Jeff Abbott (1994) and marking the most for a UK player in 16 years ... Is the first SEC player to hit 20 or more homers in the BBCOR era and is the sixth player in SEC history to lead the NCAA in homers, joining Bruce Castoria (1981), Eddy Furniss (21996), Matt LaPorta (2005), Gordon Beckham (2008) and Matt Clark (2008) ... Became the first player in SEC history to lead the conference in homers and pitching victories ... Hit .336 (75-for-223) with 60 runs, 18 doubles, one triple, 23 homers and 73 RBI, owning a 49-48 walk-strikeout ratio and getting plunked by 14 pitches ... Had a .735 slugging and a .476 on-base percentage ... 73 RBI marked the third-most in UK season history ... In UK single-season history, ranked first in homers, second in pitching wins, second in walks (49), third in RBI, fifth in total bases (164), sixth in slugging, 13th in on-base percentage, and third in innings pitched (112) and third in starts (16) ... In UK career history, finished ranked second in homers (40) and RBI (168), third in ERA (2.83), 10th in wins (19) and 11th in innings pitched (248.0). Also ranked eighth in total bases (356), 12th in at-bats (637), 12th in walks (99), 11th in sac flies (nine) and 10th in hit by pitches (26) ... Finished just shy of the second triple-crown in SEC history, and the first since Rafael Palmeiro (1984), leading the league in homers and RBI and ending the regular season .0002 points shy in average ... Hit 12 of his 23 homers away from the short porch at Cliff Hagan Stadium, with 17 homers going out to leftfield, left-center, centerfield or right-centerfield ... Hit a homer and earned a win on the mound a nation-leading four times, belting six homers in his 16 pitching starts ... Picked up pitching victories over No. 1 Virginia, No. 1 South Carolina, No. 5 Vanderbilt, No. 12 Florida, No. 23 Alabama, at Texas A&M, at Tennessee, vs. Auburn, at Georgia and vs. Kent State in the NCAA Tournament ... Worked his first career complete game in a 4-2 comeback win over Kent State in an elimination game in the NCAA Tournament ... Homered in three consecutive SEC games twice, including a school-record streak of five consecutive league games ... Hit homers in consecutive games six times and had three two-homer games ... Became the first player in school history to hit two homers in a single inning, with his second homer of a big inning vs. St. Joseph's going as a grand slam, with Reed also getting the win on the mound ... Struck out a career-high 10 in a win over Missouri ... Worked 12 quality starts in 16 starting assignments, working at least six innings in 13 starts and at least seven innings in 12 starts ... Made 31 consecutive series-opening, or SEC/NCAA Tournament, starts on the

- 2nd round pick in 2014 MLB Draft (Astros)
- 2014 Golden Spikes Award
- (From USA Baseball to Nation's Top Amateur Player)
- 2014 Dick Howser Trophy (NCBWA)
- 2014 Baseball America College Player of the Year
- 2014 Perfect Game USA National Player of the Year
- 2014 ABCA National Player of the Year
- 2014 Collegiate Baseball/Louisville Slugger National Player of the Year
- 2014 John Olerud Trophy (College Baseball Hall of Fame)
- 2014 SEC Player of the Year (coaches)
- 2014 SEC Male Athlete of the Year (SEC ADs)
- 2014 Baseball America first-team All-America
- 2014 NCBWA first-team All-America
- 2014 Collegiate Baseball/Louisville Slugger first-team All-America
- 2014 Perfect Game USA first-team All-America
- 2014 ABCA first-team All-America
- 2014 NCBWA District III Player of the Year
- 2014 first-team All-SEC DH (coaches)
- SEC Pitcher of the Week (5/19/14)
- NCBWA National Hitter of the Week (4/8/14)
- Louisville Slugger National Player of the Week (4/7/14)
- SEC Player of the Week (4/7/14)
- NCBWA National Hitter of the Week (2/26/14)
- SEC Player of the Week (2/24/14)
- Louisville Slugger National Player of the Week (2/24/14)
- 2013 USA Collegiate National Team roster
- SEC Academic Honor Roll (2013)
- 2013 first-team All-SEC DH (coaches)
- NCBWA National Hitter of the Week (3/5/13)
- SEC Player of the Week (3/4/13)
- Louisville Slugger National Player of the Week (3/4/13)
- 2012 No. 34 prospect in the Cape Cod League (Perfect Game)
- 2012 All-SEC Freshman DH and 1B (coaches)
- 2012 Baseball America first-team Freshman All-America
- 2012 Louisville Slugger first-team Freshman All-America
- 2012 NCBWA first-team Freshman All-America
- 2012 Perfect Game USA first-team Freshman All-America
- 2012 John Olerud Two-Way Player of the Year semifinalist
- SEC Freshman of the Week (4/2/12)
- College Baseball Hall of Fame National All-Star Lineup (4/2/12)
- 25th round draft pick in 2011 MLB Draft (Mets)



mound ... In his 16 starts on the mound in 2014, hit .462/.588/.962, with eight doubles, six homers and 22 RBI, owning an 11-6 walk-strikeout ratio ... Reached base safely in 57 of 62 games ... Hit .294 (35-for-119) with two strikes, .352 with runners on base and .377 with runners in scoring position ... Led UK with 29 two-out hits and 26 two-out RBI, batting .387 with two outs ... Tied his career highs with a six RBI game and two four-hit games, finishing with 19 multi-hit and 21 multi-RBI games ... In the SEC stats, ranked as the leader in slugging (.735), on-base percentage (.476), RBI (73), homers (23), total bases (164), walks (49) and pitching wins (12) ... Also ranked sixth in the SEC in average (.336), fourth in runs (60), 14th in hits (75), sixth in doubles (18), eighth in HBP (14), sixth in ERA (2.09), fourth in innings pitched (112.0), 11th in strikeouts (71) and fifth in starts (16) ... In 30 SEC games, hit .372 (42-for-113) with 31 runs, eight doubles, 15 homers and 37 RBI, with a .841 slugging and a .486 on-base percentage ... On the mound in SEC play, had a 7-2 record and a 2.38 ERA in 10 starts, tossing 72 innings, allowing 65 hits and 18 walks, striking out 52 ... Hit .300 (33-for-110) in 32 non-SEC games, with 10 doubles, eight homers and 36 RBI, going 5-0 with a 1.58 ERA in his six non-SEC pitching starts ... Started 11 games on the mound vs. SEC foes, going 8-2 with a 2.34 ERA ... Hit .357 in his 34 total games vs. SEC opponents, with 11 doubles, 15 homers and 37 RBI ... In 29 home games, hit .371 (36-for-97) with 33 runs, eight doubles, one triple, 11 homer and 35 RBI, going 4-1 with a 2.68 ERA in his seven starts at Cliff Hagan Stadium ... On the road, hit .333 (28-for-84) in 21 games, with five doubles, eight homers and 26 RBI, owning a 4-1 record and a 1.62 ERA in his five road pitching starts ... Made four pitching starts in neutral-site games, going 4-0 with a 1.73 ERA, also hitting four homers with five doubles and 12 RBI in 12 neutral-site games at the plate ... Led UK with a .386 average (51-for-132) in games UK won,

with 15 doubles, 15 homers and 49 RBI ... In his 12 pitching wins, had a 1.55 ERA in 87 innings, allowing just 70 hits and 21 walks ... Pitched in four games that UK lost, going 0-2 with a 3.96 ERA in 25 innings ... Hit .264 in the 25 games UK lost, with eight homers and 24 RBI ... Hit .347 with 16 homers in day games, going 5-0 with a 1.58 ERA in his six day starts ... Was 7-2 with a 2.38 ERA in his 10 starts at night, hitting .316 with seven homers and 23 RBI in night games ... In nine February games, hit .417 with six homers and 17 RBI, going 3-0 with a 1.00 ERA in his three February starts ... In March, hit .323 (20-for-62) with three homers and 16 RBI in 19 games, going 2-1 with a 2.90 ERA in his four pitching starts in March ... In 16 April games, hit .400 (26-for-65) with seven doubles, 10 homers and 26 RBI ... On the mound in April, went 2-1 with a 2.52 ERA in four pitching starts ... In May, hit .259 (14-for-54) with six doubles, four homers and 12 RBI, going 5-0 with a 1.66 ERA in his five May pitching starts ... Had six homers in his first 10 games, eight homers in his first 15 games and nine homers through 20 games played ... Was 5-1 with a 2.25 ERA in his six starts vs. top-25 foes, hitting six homers with 12 RBI in 21 games vs. top-25 foes ... Was 3-0 with a 2.57 ERA vs. top-10 teams, with wins over No. 1 Virginia, No. 1 South Carolina, No. 5 Vanderbilt ... In SEC series openers, when he was also the starting pitcher, hit .462 (18-for-39) with five doubles, five homers and 14 RBI ... Finished with 19 multi-hit games and 21 multi-RBI games ... Set a program record with 83.12 runs created, sporting a 1.18 WHIP (walks+hits/innings pitched) ... Hit .313 (15-for-48) in games playing first base and .293 (36-for-123) in games as the DH, with 12 homers ... Hit No. 3 36 times in the order and No. 4 26 times ... Started the summer with the Harwich Mariners in the Cape Cod League, before switching over to the USA National Team's trials ... After narrowly missing the USA National Team final 22-man roster, moved back to the Harwich Mariners ... Played in 20





games at the plate in the Cape, batting .224 (15-for-67) with four runs, five doubles, one triple, two homers and 12 RBI ... Sported a 6-23 walk-strikeout ratio and a .583 slugging percentage ... On the mound, went 1-2 with a 3.60 ERA in five starts, tossing 25 innings, allowing 22 hits and seven walks, striking out 21 ... Worked six one-run innings in his CCBL summer debut on June 15 ... Did not appear regularly in the everyday lineup until August in the CCBL ... Had a great trial run with the USA National Team, batting .364 in five games with two starts (4-for-11) with a double and three RBI ... Drew two walks and struck out four times ... Made one start on the mound for USA, working five shutout, one-hit innings, walking one and striking out five, allowing just a single and a .059 opponent average ... Started the summer with the Harwich Mariners in the Cape Cod League, before switching over to the USA National Team's trials ... After narrowly missing the USA National Team final 22-man roster, moved back to the Harwich Mariners ... Played in 20 games at the plate in the Cape, batting .224 (15-for-67) with four runs, five doubles, one triple, two homers and 12 RBI ... Sported a 6-23 walk-strikeout ratio and a .583 slugging percentage ... On the mound, went 1-2 with a 3.60 ERA in five starts, tossing 25 innings, allowing 22 hits and seven walks, striking out 21 ... Worked six one-run innings in his CCBL summer debut on June 15 ... Did not appear regularly in the everyday lineup until August in the CCBL ... Had a great trial run with the USA National Team, batting .364 in five games with two starts (4-for-11) with a double and three RBI ... Drew two walks and struck out four times ... Made one start on the mound for USA, working five shutout, one-hit innings, walking one and striking out five, allowing just a single and

a .059 opponent average.

CAREER STATS

PITCHING

ALL GAMES

Year	G-GS	W-L	ERA	SV	CG	SH	IP	H	R	ER	BB	SO
2012	16-5	5-3	2.52	0	0	0	53.2	54	17	15	9	51
2013	14-14	2-8	4.04	0	0	0	82.1	100	47	37	15	52
2014	16-16	12-2	2.09	0	1	0	112.0	98	39	26	29	71
TOTALS	46-35	19-13	2.83	0	1	0	248.0	252	103	78	53	174

SEC GAMES

Year	G-GS	W-L	ERA	SV	CG	SH	IP	H	R	ER	BB	SO
2012	5-0	1-0	3.38	0	0	0	8.0	11	4	3	3	9
2013	10-10	0-7	4.35	0	0	0	60.0	76	39	29	11	36
2014	10-10	7-2	2.38	0	0	0	72.0	65	29	19	18	52
TOTALS	25-20	8-9	3.28	0	0	0	140	152	72	51	32	97

BATTING

ALL GAMES

Year	GP-GS	Avg.	AB	R	H	2B	3B	HR	RBI	BB	SO	SB-A
2012	55-51	.300	200	29	60	9	0	4	43	24	51	0-1
2013	55-55	.280	214	30	60	8	2	13	52	26	41	1-2
2014	62-62	.336	223	60	75	18	1	23	73	49	48	0-1
TOTALS	172-168	.306	637	119	195	35	3	40	168	99	140	1-4

SEC GAMES

Year	GP-GS	Avg.	AB	R	H	2B	3B	HR	RBI	BB	SO	SB-A
2012	26-24	.289	90	9	26	3	0	1	12	12	26	0-1
2013	30-30	.243	115	13	28	4	1	6	20	11	22	1-2
2014	30-30	.372	113	31	42	8	0	15	37	20	25	0-0
TOTALS	86-84	.302	318	53	96	15	1	22	69	43	73	1-3

MISCELLANEOUS

Year	SAC	SF	HBP	OBP	SLG	2-out H	2-out RBI	PO	A	E	FLD
2012	0	3	3	.378	.405	18	12	114	20	5	.964
2013	0	2	9	.378	.519	22	22	320	26	3	.991
2014	0	4	14	.476	.735	29	26	104	23	1	.992
TOTALS	0	9	26	.415	.559	69	60	538	69	9	.985

CAREER HIGHS

INNINGS	9.0, TWICE, LAST VS. KENT STATE (5/31/14)
STRIKEOUTS	10 vs. MISSOURI (4/11/14)
PITCHES THROWN	119 vs. FLORIDA (4/4/14)
HITS	4, FIVE TIMES, LAST AT GEORGIA (5/15/14)
RBI	6, TWICE, LAST vs. ST. JOE'S (2/21/14)
RUNS SCORED	3 vs. BALL STATE (3/9/14)
HITTING STREAK	18 (5/18/2013 - 3/9/2014)



4/12 Oglethorpe
4/21 at Cincinnati
5/7 at Tennessee
5/8 at Tennessee
5/9 at Oglethorpe
5/10 at Oglethorpe
5/11 at Georgia Tech
5/19 Centre
5/22 at Georgetown College

1924 (8-5)

4/10 Indiana
4/12 Michigan
4/19 Cincinnati
4/24 Maryville
4/24 Maryville
5/2 VPI
5/3 VPI
5/12 at Tennessee
5/13 at Tennessee
5/15 at Maryville
5/16 at Vanderbilt
5/17 at Vanderbilt
5/31 Centre

1925 (4-9)

4/9 at Georgetown College
4/11 Michigan
4/13 at Louisville
4/18 Georgetown College
4/30 Georgia Tech
5/4 Alabama
5/5 Alabama
5/11 at Alabama
5/12 at Alabama
5/13 at Mississippi A&M
5/14 at Mississippi A&M
5/15 at Mississippi
5/22 Centre

1926 (5-5-2)

4/10 Michigan
4/17 Georgetown College
4/27 Cincinnati
4/29 at Western Normal
4/30 at Vanderbilt
5/1 at Vanderbilt
5/8 at Centre
5/17 Mississippi A&M
5/18 Mississippi A&M
5/22 Centre
5/28 Georgia
5/29 Georgia

1927 (6-7)

4/4 Kentucky Wesleyan
4/11 at Georgia Tech
4/12 at Georgia Tech
4/13 at Georgia
4/14 at Georgia
4/23 Notre Dame
4/25 Minnesota
5/2 at Louisville
5/5 Tennessee
5/6 at Tennessee
5/9 at Centre
5/11 Louisville
5/16 Centre

1928 (7-6-1)

4/2 at Georgia
4/3 at Georgia
4/4 at Oglethorpe
4/5 at Oglethorpe
4/6 at Tennessee
4/9 Illinois
4/14 Centre
4/24 Minnesota
4/28 Vanderbilt
5/1 at Louisville
5/5 at Pressman Home
5/9 Louisville
5/12 Eastern Normal
5/14 Centre
1929 (9-1-1)
4/13 Louisville
4/18 Minnesota
4/20 at Centre
4/26 at Vanderbilt
4/27 at Vanderbilt
5/1 Centre
5/10 Tennessee

L, 1-9
L, 0-2
W, 6-3
W, 6-1
L, 2-8
L, 6-7
L, 5-9
L, 5-6
W, 8-3
W, 6-2
W, 9-8
W, 5-3
L, 0-3
W, 13-10
W, 8-2
W, 4-2
L, 1-5
W, 5-1
L, 1-7
L, 9-11
L, 2-7
W, 7-0
W, 11-1
L, 5-18
W, 8-2
W, 22-4
L, 3-4
L, 3-9
L, 5-10
L, 4-5
L, 2-8
L, 0-9
L, 3-9
L, 0-2
W, 8-0
L, 8-13
W, 10-0
T, 10-10
T, 9-9
L, 7-9
L, 6-9
W, 9-0
W, 12-1
W, 19-5
L, 7-11
L, 2-16
L, 0-7
W, 3-2
W, 7-5
W, 15-6
W, 7-6
W, 3-2 (10)
L, 1-6
W, 12-2
L, 0-6
W, 9-5
L, 4-11
L, 4-8
L, 4-10

1930 (6-5-1)

3/31 Miami (Ohio)
4/4 Ohio State
4/5 Ohio State
4/14 at Ohio State
4/15 at Ohio State
4/21 Illinois
4/25 Vanderbilt
4/26 Vanderbilt
4/29 at Miami (Ohio)
4/30 at Cincinnati
5/5 Xavier
5/22 Cincinnati

1931 (5-9)

4/13 Wisconsin
4/14 Wisconsin
4/16 Michigan
4/18 at Xavier
4/23 at Miami (Ohio)
4/27 at Vanderbilt
4/28 at Vanderbilt
4/29 at Alabama
4/30 at Alabama
5/1 at Mississippi A&M
5/2 at Mississippi A&M
5/8 Vanderbilt
5/9 Vanderbilt
5/16 Xavier

1932-33 — no team fielded

1934 (1-10, 0-2 SEC)

4/13 at Mississippi State
4/14 at Mississippi State
4/21 Eastern Normal
4/25 Louisville
4/28 at Eastern Normal
5/2 at Marshall
5/3 at Morehead Normal
5/5 Cincinnati
5/11 at Cincinnati
5/17 Marshall
5/19 at Louisville

1935-38 — no team fielded

1939 (5-7, 3-3 SEC)

4/14 at Vanderbilt
4/15 at Vanderbilt
4/19 Eastern Kentucky
4/22 Tennessee
4/29 Cincinnati
5/3 at Xavier
5/5 at Eastern Kentucky
5/9 at Cincinnati
5/12 Vanderbilt
5/13 Vanderbilt
5/16 Xavier
5/20 at Tennessee

1940 (6-8, 3-5 SEC)

4/5 Ohio State
4/6 Ohio State
4/24 Xavier
4/26 Tennessee
4/27 Tennessee
5/3 at Vanderbilt
5/4 at Vanderbilt
5/7 Eastern Kentucky
5/10 Vanderbilt
5/11 Vanderbilt
5/16 Cincinnati
5/21 at Tennessee
5/22 at Tennessee
5/27 at Xavier

1941 (8-11, 3-10 SEC)

4/11 Georgia Tech
4/12 Georgia Tech
4/18 at Vanderbilt
4/19 at Vanderbilt
4/20 at Alabama
4/21 at Alabama
4/23 at Mississippi
4/26 at Tennessee
4/26 at Tennessee

W, 5-4 (10)
T, 0-0 (15)
W, 4-3
W, 5-3
W, 3-2
W, 8-6
L, 6-7
L, 0-5
L, 5-10 (7)
W, 2-1
W, 8-4
L, 5-13
L, 3-8
T, 3-3 (13)
W, 16-4
W, 7-2
L, 2-9
L, 4-12
W, 10-5
W, 8-4
L, 6-7
L, 7-8
W, 2-1
L, 3-18
W, 7-3
L, 3-6
L, 3-17
L, 5-6
W, 14-7
L, 3-4
L, 7-9
L, 4-11
W, 14-5
L, 0-6
L, 2-4
L, 4-10
L, 9-10
L, 0-3
L, 2-3
L, 2-6
L, 6-7

1942 (7-6, 2-4 SEC)

4/6 at Georgia Tech
4/7 at Georgia Tech
4/8 at Vanderbilt
4/9 at Vanderbilt
4/20 at Ohio State
4/24 Tennessee
4/25 Tennessee
5/2 at Eastern Kentucky
5/4 Cincinnati
5/8 Vanderbilt
5/9 Vanderbilt
5/16 Eastern Kentucky
5/17 at Cincinnati

1943-45 — no team fielded due to WWII

1946 (1-5)

4/27 Georgetown
5/8 at Eastern Kentucky
5/11 Murray State
5/24 Ohio University
5/24 Ohio University
5/26 at Ohio University

1947 (7-9, 4-4 SEC)

4/15 Xavier
4/22 Cincinnati
4/28 Eastern Kentucky
5/2 at Murray State
5/3 at Vanderbilt
5/3 at Vanderbilt
5/6 Georgetown College
5/9 at Tennessee
5/10 at Tennessee
5/14 at Cincinnati
5/17 Vanderbilt
5/20 at Georgetown
5/23 Tennessee
5/24 Tennessee
5/28 at Eastern Kentucky

1948 (9-7, 9-7 SEC)

4/16 Vanderbilt
4/17 Vanderbilt
4/23 Georgia
4/24 Georgia
4/26 at Vanderbilt
4/27 at Vanderbilt
5/1 at Georgia Tech
5/2 at Georgia Tech
5/7 Georgia Tech
5/8 Georgia Tech
5/14 Tennessee
5/15 Tennessee
5/19 at Georgia
5/20 at Georgia
5/21 at Tennessee
5/22 at Tennessee

1949 (15-10, 11-5 SEC)

4/9 at Georgia Tech
4/9 at Georgia Tech
4/15 at Vanderbilt
4/16 at Vanderbilt
4/18 at Tennessee Tech
4/22 Georgia
4/23 Georgia
4/25 Vanderbilt
4/26 Vanderbilt
5/6 Georgia Tech
5/7 Georgia Tech
5/13 Tennessee
5/14 Tennessee
5/18 at Georgia
5/19 at Georgia
5/20 at Tennessee
5/21 at Tennessee
5/27 (1) at Mississippi State
5/28 (1) at Mississippi State

W, 11-6
L, 5-6
W, 5-2
L, 6-8
L, 3-4
W, 6-2
L, 6-15
W, 6-3
W, 5-3
W, 6-5

L, 7-10
L, 5-6
W, 9-6
L, 5-19
W, 12-9
L, 5-11
W, 3-2
W, 3-1
L, 8-20
L, 4-5
W, 10-8
W, 10-8
W, 5-4
W, 19-0
L, 1-4
L, 8-9
L, 2-9
L, 4-12
L, 0-21

L, 15-18
L, 3-6
L, 4-13
L, 7-9
W, 5-3
L, 2-3
W, 12-2
L, 2-12
L, 2-3
L, 5-6
W, 8-0
W, 5-0
W, 6-2
L, 5-6
W, 6-2
W, 12-2

L, 1-5
L, 6-12
W, 12-10
L, 2-26
L, 9-10
W, 7-0
W, 8-5
L, 6-18
W, 5-4
L, 8-12
W, 14-1
W, 6-1
L, 9-13
W, 11-6
W, 15-7
W, 11-3

W, 14-7
W, 9-8
W, 4-2
W, 10-8
W, 10-7
W, 3-2
L, 12-13
W, 7-2
W, 11-6
L, 14-18
W, 9-1
W, 5-4
W, 8-3
L, 0-15
L, 7-13
W, 4-2
L, 8-10
L, 3-6
L, 2-7

(1) Mississippi State
(1) Mississippi State
(2) vs. Wake Forest
(2) vs. Richmond
(2) vs. Mississippi State
(2) vs. Wake Forest

(1) SEC Championship Playoff
(2) NCAA Tournament District III; Charlotte, N.C.

1950 (16-7-1, 11-2 SEC)

4/3 at Georgia
4/4 at Georgia
4/5 at Georgia Tech
4/6 at Georgia Tech
4/10 at Cincinnati
4/14 at Vanderbilt
4/15 at Vanderbilt
4/22 at Centre
4/28 Georgia Tech
5/3 Georgia
5/4 Georgia
5/5 Vanderbilt
5/9 Cincinnati
5/12 Tennessee
5/13 Tennessee
5/19 at Tennessee
5/20 at Tennessee
5/22 (1) at Alabama
5/23 (1) at Alabama
5/26 (1) Alabama
5/27 (1) Alabama
(2) vs. Wake Forest
(2) vs. Clemson
(2) vs. Wake Forest
(1) SEC Championship Playoff
(2) NCAA Tournament District III; Charlotte, N.C.

1951 (8-10-1, 5-9-1 SEC)

3/30 at Vanderbilt
3/31 at Vanderbilt
4/2 at Georgia
4/3 at Georgia
4/6 Vanderbilt
4/11 Georgia
4/12 Georgia
4/13 Georgia Tech
4/14 Georgia Tech
4/20 Centre
4/21 at Cincinnati
4/28 at Centre
5/4 Tennessee
5/5 Tennessee
5/7 Cincinnati
5/11 at Tennessee
5/12 at Tennessee
5/14 Georgia Tech
5/15 Georgia Tech

Note: Game forfeited by Kentucky.

1952 (8-7, 6-6 SEC)

4/8 Centre
4/11 Vanderbilt
4/12 Vanderbilt
4/16 at Georgia
4/17 at Georgia
4/18 at Georgia Tech
4/19 at Georgia Tech
4/23 at Vanderbilt
4/26 Fort Knox
4/28 Alabama
4/29 Alabama
5/2 at Tennessee
5/3 at Tennessee
5/9 Tennessee
5/13 vs. Georgetown

1953 (7-11, 5-9 SEC)

4/3 at Florida
4/4 at Florida
4/6 at Georgia
4/7 at Georgia
4/11 Eastern Kentucky
4/13 Florida
4/14 Florida
4/20 at Vanderbilt
4/21 at Vanderbilt
4/24 Tennessee
4/28 Georgetown College
5/1 Georgia Tech
5/2 Georgia Tech
5/4 at Tennessee
5/5 at Tennessee



3/20 vs. VPI
 3/20 at Georgia Southern
 3/21 vs. Rutgers
 3/21 at Georgia Southern
 3/22 vs. Rutgers
 3/22 at Georgia Southern
 3/28 at Tennessee
 4/1 at Miami (Ohio)
 4/3 St. Joseph's
 4/4 Vanderbilt
 4/5 Vanderbilt
 4/7 Eastern Michigan
 4/8 Georgetown College
 4/11 Tennessee
 4/12 Tennessee
 4/15 Kentucky Wesleyan
 4/18 at Florida
 4/18 at Florida
 4/19 at Florida
 4/21 Dayton
 4/22 at Marshall
 4/25 at Vanderbilt
 4/26 at Vanderbilt
 4/28 at Auburn
 4/29 at Auburn
 5/2 Georgia
 5/2 Georgia
 5/3 Georgia

L, 2-9
 W, 2-1
 W, 5-1
 L, 4-7
 L, 2-3
 L, 1-15
 L, 3-8
 L, 1-4
 W, 4-2
 W, 4-1
 W, 3-1
 W, 3-1
 L, 2-4
 L, 0-7
 W, 5-4
 W, 4-2
 L, 1-6
 L, 2-6
 L, 2-9
 W, 9-2
 L, 1-4
 W, 4-2
 L, 1-5
 W, 4-2
 L, 2-12
 W, 3-1
 W, 4-3
 L, 4-12

1972 (16-10-1, 4-8 SEC)
 at Georgia State
 at Georgia State
 at Georgia State
 at Vanderbilt
 at Vanderbilt
 Vanderbilt
 at Eastern Michigan
 Georgetown College
 Georgetown College
 Auburn
 Auburn
 Xavier
 at Bellarmine
 at Cincinnati
 at Louisville
 Louisville
 Tennessee
 Tennessee
 Tennessee
 Bellarmine
 at NKSC
 at Georgia
 at Georgia
 at Georgia
 NKSC
 Cincinnati
 at Tennessee
 at Tennessee

4/16 Louisville
 4/17 Bellarmine
 4/18 at Eastern Kentucky
 4/19 Tennessee
 4/20 Tennessee
 4/23 Indiana
 4/23 Indiana
 4/25 at Georgia Tech
 4/26 at Georgia
 4/26 at Georgia
 4/27 at Georgia
 4/29 Morehead
 4/29 Morehead
 4/30 Miami (Ohio)
 5/1 Eastern Kentucky
 5/3 at Tennessee
 5/4 at Tennessee

W, 4-2
 W, 17-2
 W, 21-13
 W, 5-4
 L, 5-15
 L, 10-12
 L, 1-3
 L, 12-13
 W, 6-3
 W, 9-1
 L, 6-7
 L, 4-5
 W, 6-5
 W, 6-0
 W, 8-3
 L, 3-6
 L, 1-2

Florida
 Eastern Kentucky
 Bellarmine
 Bellarmine
 Louisville
 Vanderbilt
 Vanderbilt
 Vanderbilt
 Western Michigan
 Western Michigan
 Tennessee
 Tennessee
 Tennessee
 Kentucky State
 Georgia
 Georgia
 Georgia
 vs. Tennessee
 Auburn
 Auburn
 Auburn

L, 1-5
 W, 7-0
 W, 15-2
 W, 14-2
 L, 15-22
 W, 14-0
 W, 4-0
 L, 3-4
 L, 5-6
 W, 13-12
 W, 6-2 (7)
 W, 1-0 (7)
 L, 6-9
 L, 5-10
 W, 7-6
 W, 3-2
 W, 16-8
 W, 8-5
 W, 7-6
 L, 0-6
 L, 6-14

1970 (8-18, 2-12 SEC)

3/14 at Chattanooga
 3/16 at Columbus
 3/17 at Columbus
 3/18 at Oglethorpe
 3/20 at Vanderbilt
 3/21 at Vanderbilt
 3/27 at Georgia
 3/28 at Georgia
 4/3 Vanderbilt
 4/4 Vanderbilt
 4/7 Bellarmine
 4/8 at Dayton
 4/10 at Tennessee
 4/11 at Tennessee
 4/14 at Cincinnati
 4/17 Florida
 4/17 Florida
 4/18 Florida
 4/20 at Louisville
 4/21 Louisville
 4/25 Auburn
 4/25 Auburn
 4/27 at Xavier
 4/29 Marshall
 4/30 Bellarmine
 5/1 Tennessee

L, 1-2
 L, 0-5
 W, 14-6
 W, 10-7
 L, 6-18
 W, 3-2
 L, 3-4
 L, 7-9
 W, 3-0
 L, 2-6
 W, 12-0
 L, 1-2
 L, 0-7
 L, 5-11
 W, 3-0
 L, 0-10
 L, 0-4
 L, 3-5
 L, 6-7
 L, 4-9
 L, 0-1
 L, 2-4
 W, 4-3
 W, 7-2
 L, 2-3
 L, 2-3

1973 (16-19-1, 4-11 SEC)
 at Florida Southern
 at Florida Southern
 at Florida
 at Florida
 at Florida
 at Florida
 Valdosta State
 Valdosta State
 David Lipscomb
 David Lipscomb
 at Vanderbilt
 at Vanderbilt
 at Morris Harvey
 Vanderbilt
 Vanderbilt
 at UT-Chattanooga
 at Auburn
 at Auburn
 at Morehead
 at Morehead
 at Bellarmine
 Northern Kentucky
 at Louisville
 Louisville
 Eastern Kentucky
 at Tennessee
 at Tennessee
 at Cincinnati
 Georgia
 Georgia
 Western Michigan
 Western Michigan
 Western Michigan
 Eastern Kentucky
 Kentucky Wesleyan
 Tennessee
 Tennessee

3/16 Louisville
 3/19 Louisville
 3/15 Illinois State
 3/16 LSU
 3/16 LSU
 3/18 Alabama
 3/18 Alabama
 3/19 Alabama
 3/19 Alabama
 3/22 Vanderbilt
 3/30 Vanderbilt
 3/30 Vanderbilt
 4/1 Indiana
 4/1 Indiana
 4/2 Western Kentucky
 4/2 Western Kentucky
 4/4 Auburn
 4/4 Auburn
 4/5 Auburn
 4/8 Eastern Kentucky
 4/9 Bellarmine
 4/9 Bellarmine
 4/12 Florida
 4/12 Florida
 4/13 Florida
 4/15 Louisville
 4/16 Louisville
 4/17 Bellarmine
 4/17 Bellarmine
 4/18 Kentucky State
 4/19 Tennessee
 4/20 Tennessee
 4/22 Cincinnati
 4/22 Cincinnati
 4/26 Georgia
 4/26 Georgia
 4/28 Morehead
 4/28 Morehead
 4/29 Miami (Ohio)
 4/29 Miami (Ohio)
 5/1 Kentucky State
 5/4 at Tennessee
 5/4 at Tennessee

W, 9-2
 L, 3-7
 W, 5-1
 L, 3-4
 L, 2-9
 W, 4-1
 L, 5-6
 L, 5-7
 W, 2-1
 W, 3-0
 W, 3-0
 4/1 Indiana
 4/1 Indiana
 4/2 Western Kentucky
 4/2 Western Kentucky
 4/4 Auburn
 4/4 Auburn
 4/5 Auburn
 4/8 Eastern Kentucky
 4/9 Bellarmine
 4/9 Bellarmine
 4/12 Florida
 4/12 Florida
 4/13 Florida
 4/15 Louisville
 4/16 Louisville
 4/17 Bellarmine
 4/17 Bellarmine
 4/18 Kentucky State
 4/19 Tennessee
 4/20 Tennessee
 4/22 Cincinnati
 4/22 Cincinnati
 4/26 Georgia
 4/26 Georgia
 4/28 Morehead
 4/28 Morehead
 4/29 Miami (Ohio)
 4/29 Miami (Ohio)
 5/1 Kentucky State
 5/4 at Tennessee
 5/4 at Tennessee

1977 (22-20, 10-12 SEC)
 Louisville
 Louisville
 Georgetown College
 at Tennessee
 at Tennessee
 South Carolina
 Eckerd
 Florida State
 Florida State
 Georgia
 Georgia
 Georgia
 Vanderbilt
 Vanderbilt
 Vanderbilt
 Western Michigan
 Western Michigan
 Western Michigan
 Florida
 Florida
 Vanderbilt
 Vanderbilt
 Vanderbilt
 Bellarmine
 Bellarmine
 Louisville
 Georgia
 Georgia
 Georgia
 Indiana
 Louisville
 Eastern Kentucky
 Florida
 Florida
 Bellarmine
 Tennessee
 Tennessee
 Tennessee
 Tennessee

W, 15-7
 W, 3-0
 W, 10-1
 L, 5-6 (7)
 W, 7-4 (7)
 L, 5-14
 L, 2-5
 W, 14-0
 L, 4-6
 W, 8-5
 L, 0-5
 L, 8-10
 L, 1-2
 L, 1-2
 L, 0-3
 W, 6-5
 L, 6-8
 W, 6-3
 L, 4-5
 L, 11-12
 W, 12-3
 W, 7-6
 L, 1-2
 W, 5-3
 L, 2-5
 W, 7-3
 L, 2-6
 W, 5-4
 W, 2-0
 L, 0-5
 W, 4-3
 W, 7-2
 W, 23-7
 W, 4-1
 L, 4-6
 W, 15-13
 W, 4-3 (7)
 L, 2-8 (7)
 W, 8-1
 L, 4-5
 W, 5-4
 L, 0-18

1971 (18-15, 7-8 SEC)

3/16 at Georgia State
 3/16 at Georgia State
 3/17 at Valdosta State
 3/18 at Oglethorpe
 3/20 at David Lipscomb
 3/20 at David Lipscomb
 3/27 Cincinnati
 3/27 Cincinnati
 3/29 Vanderbilt
 3/30 Vanderbilt
 3/31 at Miami (Ohio)
 4/2 at Vanderbilt
 4/3 at Vanderbilt
 4/5 at Cincinnati
 4/9 at Auburn
 4/9 at Auburn
 4/10 at Auburn
 4/12 Eastern Michigan
 4/13 Bellarmine
 4/16 at Florida
 4/16 at Florida
 4/17 at Florida
 4/19 at Louisville
 4/20 Louisville
 4/22 Georgetown College
 4/24 at Tennessee
 4/24 at Tennessee
 4/26 Xavier
 4/28 at Bellarmine
 4/29 Akron
 4/30 Georgia
 4/30 Georgia
 5/1 Georgia

W, 3-1
 W, 22-2
 L, 1-4
 W, 10-2
 W, 6-4
 L, 1-10
 W, 4-1
 W, 6-3
 W, 13-5
 L, 6-8
 L, 1-9
 L, 3-6
 W, 4-3
 L, 1-7
 W, 6-5
 L, 0-2
 W, 14-13
 W, 6-5
 W, 9-8
 W, 8-3
 L, 6-9
 L, 3-8
 L, 7-10
 W, 10-6
 W, 12-2
 L, 4-5
 L, 2-7
 L, 4-6
 L, 9-11
 W, 4-0
 W, 6-4
 W, 4-1
 L, 5-9

1974 (21-21, 6-9 SEC)
 at Shorter College
 at Jacksonville State
 at Columbus College
 at Stetson
 vs. Miami (Ohio)
 vs. Delaware
 at Stetson
 vs. Miami (Ohio)
 Ohio University
 Ohio University
 Cincinnati
 Cincinnati
 at Vanderbilt
 at Vanderbilt
 at Vanderbilt
 Northern Kentucky
 Auburn
 Auburn
 Auburn
 Bellarmine
 Morehead
 Morehead
 Florida
 Florida
 Florida
 at Louisville

L, 5-6
 L, 5-7
 W, 2-1
 W, 3-0
 L, 0-9
 L, 2-6
 T, 1-1
 L, 0-2
 L, 0-4
 L, 2-5
 L, 0-22
 W, 6-1
 W, 3-1
 L, 3-7
 L, 5-6
 L, 1-5
 L, 1-2
 W, 4-3
 W, 2-1
 W, 4-0
 W, 10-5
 L, 3-6
 W, 6-0
 W, 4-3
 L, 0-6
 L, 5-14
 L, 3-6
 L, 2-5
 W, 8-5
 W, 5-3
 W, 14-13
 W, 4-3
 W, 4-2
 W, 12-2
 L, 10-12
 L, 6-13

L, 5-6
 L, 5-7
 W, 2-1
 W, 3-0
 4/1 Indiana
 4/1 Indiana
 4/2 Western Kentucky
 4/2 Western Kentucky
 4/4 Auburn
 4/4 Auburn
 4/5 Auburn
 4/8 Eastern Kentucky
 4/9 Bellarmine
 4/9 Bellarmine
 4/12 Florida
 4/12 Florida
 4/13 Florida
 4/15 Louisville
 4/16 Louisville
 4/17 Bellarmine
 4/17 Bellarmine
 4/18 Kentucky State
 4/19 Tennessee
 4/20 Tennessee
 4/22 Cincinnati
 4/22 Cincinnati
 4/26 Georgia
 4/26 Georgia
 4/28 Morehead
 4/28 Morehead
 4/29 Miami (Ohio)
 4/29 Miami (Ohio)
 5/1 Kentucky State
 5/4 at Tennessee
 5/4 at Tennessee

1976 (28-18, 15-9 SEC)
SEC Eastern Division Champions
 Louisville
 Louisville
 Tampa
 Tampa
 Florida
 Florida
 Florida
 Florida
 Georgia Southern
 Georgia Southern
 Georgia Southern
 Vanderbilt
 Vanderbilt
 Vanderbilt
 Bellarmine
 Bellarmine
 Kentucky State
 Georgia
 Georgia
 Georgia
 at Tennessee
 at Tennessee
 at Tennessee
 at Tennessee
 at Tennessee
 at Tennessee
 Louisville
 Louisville
 Florida
 Florida
 Florida

W, 21-5
 W, 17-14
 L, 6-11
 W, 9-2
 L, 2-3
 L, 2-4
 W, 5-1
 W, 19-9
 L, 3-4
 L, 2-4
 W, 14-7
 W, 6-1
 L, 9-13
 L, 2-6
 W, 4-0
 W, 15-9
 W, 6-4
 L, 5-9
 W, 5-3
 L, 4-5 (7)
 W, 7-2 (7)
 L, 1-8
 W, 13-1
 W, 6-5
 W, 1-0

1978 (20-25, 6-15 SEC)
 at Tennessee
 at Tennessee
 St. Leo
 St. Leo
 Tampa
 St. Leo
 South Florida
 Florida
 Florida
 Florida
 Florida
 Jacksonville
 Florida JC
 Georgia
 Georgia
 Georgia
 Bradley
 Bradley
 Bradley
 Vanderbilt
 Vanderbilt
 Vanderbilt
 Louisville
 Louisville
 Louisville
 Morehead
 Bellarmine

L, 1-4 (7)
 L, 2-3 (7)
 L, 6-12
 W, 11-2
 L, 12-18
 L, 3-18
 L, 3-6
 L, 0-7
 W, 4-0
 L, 1-3
 L, 7-12
 W, 5-3
 L, 4-5
 L, 0-1
 L, 2-5
 L, 6-7
 W, 4-1
 W, 14-7
 W, 6-4
 W, 4-3
 L, 3-8
 W, 6-4
 W, 14-13
 W, 12-8
 W, 19-3
 W, 4-2



4/20 Vanderbilt
 4/20 Vanderbilt
 4/21 Vanderbilt
 4/23 Cincinnati
 4/24 Louisville
 4/28 Georgia
 4/28 Georgia
 4/30 at Evansville
 5/1 Morehead St.
 5/2 at Middle Tenn. St.
 5/3 at Western Kentucky
 5/4 vs. Western Kentucky
 5/5 Western Kentucky
(1) Tampa, Fla.

1986 (25-28, 7-21 SEC)

2/28 at West Florida
 3/1 at South Alabama
 3/2 at West Florida
 3/8 at LSU
 3/8 at LSU
 3/9 at LSU
 3/11 at Eastern Kentucky
 3/12 Kentucky Wesleyan
 3/13 Marshall
 3/14 Ohio Dominican
 3/15 Alabama
 3/15 Alabama
 3/16 Alabama
 3/18 at Alabama
 3/20 Middle Tenn. St.
 3/22 at Tennessee
 3/22 at Tennessee
 3/23 at Tennessee
 3/26 Eastern Kentucky
 3/27 Dayton
 3/29 Florida
 3/29 Florida
 3/30 Florida
 4/1 Kentucky State
 4/2 Morehead State
 4/3 Bellarmine
 Middle Tennessee St.
 4/5 Vanderbilt
 4/5 Vanderbilt
 4/6 Vanderbilt
 4/8 Cincinnati
 4/9 Evansville
 4/10 Georgetown
 4/12 at Auburn
 4/12 at Auburn
 4/13 at Auburn
 4/16 at Evansville
 4/19 Ole Miss
 4/19 Ole Miss
 4/20 Ole Miss
 4/21 at Louisville
 4/23 Louisville
 4/24 at Morehead State
 4/26 at Mississippi State
 4/26 at Mississippi State
 4/29 New York Tech
 4/30 New York Tech
 5/1 New York Tech
 at Kentucky State
 5/3 Georgia
 5/3 Georgia
 5/4 Georgia

L, 3-5
 W, 17-2
 W, 4-2
 W, 10-4
 W, 9-6
 L, 0-3
 L, 4-10
 L, 0-1
 L, 1-4
 W, 6-4
 W, 7-4
 W, 5-4
 W, 4-3
 L, 4-5
 L, 2-6
 L, 9-10
 L, 7-8
 L, 1-5
 L, 10-12
 W, 5-4
 W, 14-1
 W, 6-1
 W, 12-8
 L, 12-14
 L, 7-19
 L, 5-8
 L, 2-8
 W, 12-7
 W, 6-4
 L, 0-6
 L, 4-5
 L, 6-8
 W, 10-7
 L, 0-5
 L, 2-3
 L, 6-7
 W, 15-2
 W, 11-8
 W, 10-6
 W, 7-6
 W, 4-2
 W, 6-2
 W, 10-8
 W, 19-1
 L, 7-13
 W, 8-3
 L, 0-1
 L, 5-16
 L, 4-5
 W, 11-7
 L, 9-11
 L, 3-10
 L, 4-5
 W, 4-3
 W, 18-3
 L, 9-13
 W, 6-3
 L, 2-10
 L, 6-13
 W, 14-9
 W, 19-3
 L, 9-11
 W, 12-7
 L, 7-8
 W, 11-2
 W, 12-2

1988 (38-25, 18-9 SEC)

2/26 at Tampa
 2/27 at Tampa
 2/28 at Tampa
 2/28 at South Florida
 3/1 at Louisville
 3/5 Florida
 3/6 Florida
 3/6 Florida
 3/9 at Middle Tenn. St.
 3/13 at Oral Roberts
 3/14 at Oklahoma State
 3/15 at Oklahoma State
 3/16 (1) vs. Stephen F. Austin
 3/19 at LSU
 3/19 at LSU
 3/20 at LSU
 3/22 at Morehead State
 3/24 at Marshall
 3/25 Youngstown State
 3/26 Alabama
 3/26 Alabama
 3/27 Alabama
 3/30 at Eastern Kentucky
 4/2 at Tennessee
 4/2 at Tennessee
 4/3 at Tennessee
 4/5 at Indiana State
 4/7 at Western Kentucky
 4/8 Youngstown State
 4/9 Vanderbilt
 4/9 Vanderbilt
 4/10 Vanderbilt
 4/12 West Virginia
 4/13 Ball State
 4/14 at Morehead State
 4/16 at Auburn
 4/16 at Auburn
 4/17 at Auburn
 4/19 Morehead State
 4/19 Morehead State
 4/20 Eastern Kentucky
 4/21 Western Kentucky
 4/22 Ole Miss
 4/22 Ole Miss
 4/23 Ole Miss
 4/27 Louisville
 4/28 at Louisville
 4/30 at Mississippi State
 4/30 at Mississippi State
 5/1 at Mississippi State
 5/3 Austin Peay
 5/4 East Tennessee State
 5/7 Georgia
 5/7 Georgia

1987 (40-15, 16-11 SEC)

W, 11-9
 W, 6-4
 W, 4-1
 W, 4-1
 W, 5-3
 W, 8-2
 W, 8-5
 W, 6-4
 L, 0-6
 W, 7-2
 L, 4-8
 L, 0-5
 W, 14-0
 W, 5-4
 W, 7-4
 W, 11-9
 L, 5-7
 W, 8-5
 W, 10-9
 L, 5-7
 W, 11-5

W, 19-9
 L, 2-12
 L, 3-10
 L, 3-10
 W, 6-3
 W, 12-1
 W, 9-6
 W, 11-3
 W, 5-1
 W, 8-1
 W, 14-4
 W, 12-4
 L, 7-12
 W, 6-5
 W, 11-4
 W, 16-4
 L, 3-5
 W, 15-9
 L, 5-6
 L, 3-7
 W, 14-8
 W*, 9-0
 W, 9-6
 W, 2-1
 W, 10-7
 W, 5-3
 W, 13-4
 W, 11-7
 L, 3-6
 W, 3-2
 W, 7-2
 W, 5-4
 L, 4-5
 L, 1-4

5/8 Georgia
 5/12 (2) vs. LSU
 5/13 (2) at Mississippi State
 5/14 (2) vs. Georgia
 5/27 (3) vs. Rutgers
 5/28 (3) vs. St. John's
 5/30 (3) vs. Clemson
 5/30 (3) vs. Stanford
 5/31 (3) vs. Stanford
(1) Stillwater, Okla.
(2) SEC Tournament Starkville, Miss.
(3) NCAA Northeast Regional; New Britain, Conn.

1989 (28-25-1, 10-17 SEC)

2/26 (1) vs. Penn St.
 2/26 (1) vs. Penn St.
 2/27 (1) vs. Penn St.
 2/28 (1) vs. Arkansas
 3/1 (1) vs. Arkansas
 3/3 at Florida
 3/4 at Florida
 3/4 at Florida
 3/11 (2) vs. Iowa
 3/12 (2) vs. Maine
 3/12 (2) at Texas A&M
 3/13 (2) at Texas A&M
 3/14 (2) vs. Maine
 3/14 (2) vs. Iowa
 3/16 at Western Kentucky
 3/18 LSU
 3/18 LSU
 3/19 LSU
 3/22 Indiana State
 3/23 Middle Tenn. St.
 3/25 at Alabama
 3/25 at Alabama
 3/26 at Alabama
 3/28 at Eastern Kentucky
 4/1 Tennessee
 4/1 Tennessee
 4/2 Tennessee
 4/5 at Cincinnati
 4/6 Miami (Ohio)
 4/8 at Vanderbilt
 4/8 at Vanderbilt
 4/9 at Vanderbilt
 4/12 Xavier
 4/13 Western Kentucky
 4/15 Auburn
 4/15 Auburn
 4/15 Auburn
 4/16 Auburn
 4/18 Wright State
 4/19 Morehead State
 4/20 Marshall
 4/22 at Ole Miss
 4/23 at Ole Miss
 4/24 at Ole Miss
 4/26 at Middle Tenn. St.
 4/27 at Middle Tenn. St.
 4/28 Georgetown (Ky.)
 4/29 Mississippi State
 4/29 Mississippi State
 4/30 Mississippi State
 5/2 Louisville
 5/2 Louisville
 5/6 at Georgia
 5/6 at Georgia
 5/7 at Georgia

1990 (27-29, 8-18 SEC)

3/2 (1) vs. Mercer
 3/3 (1) at Armstrong State
 3/4 (1) vs. Augusta College
 3/6 Eastern Michigan
 3/6 Eastern Michigan
 3/7 at Indiana
 3/8 at Louisville
 3/10 Ohio
 3/10 Ohio
 3/11 Kentucky State
 3/12 Kentucky Wesleyan
 3/14 Xavier
 3/17 Georgia
 3/17 Georgia
 3/18 Georgia
 3/20 Lincoln Memorial
 3/21 at Indiana State
 3/22 Butler
 3/24 at Tennessee
 3/24 at Tennessee

(1) Lakeland, Fla.
(2) College Station, Texas

L, 2-9
 W, 9-7
 L, 5-6
 L, 4-5
 W, 6-2
 W, 12-5
 W, 8-7
 L, 5-6
 L, 2-16
 3/25 at Tennessee
 3/27 at Morehead State
 3/28 at Eastern Kentucky
 3/24 at Mississippi State
 3/24 at Mississippi State
 3/25 at Mississippi State
 4/4 at Western Kentucky
 4/7 Vanderbilt
 4/7 Vanderbilt
 4/8 Vanderbilt
 4/12 Middle Tenn. St.
 4/14 Ole Miss
 4/14 Ole Miss
 4/15 Ole Miss
 4/17 Morehead State
 4/18 Wright State
 4/19 Western Kentucky
 4/21 at LSU
 4/21 at LSU
 4/22 at LSU
 4/24 Austin Peay
 4/25 West Virginia
 4/25 West Virginia
 4/26 at Middle Tenn. St.
 4/28 at Auburn
 4/28 at Auburn
 4/29 at Auburn
 5/4 Louisville
 5/5 Alabama
 5/5 Alabama
 5/6 Alabama
 5/8 Georgetown (Ky.)
 5/9 at Wright State
 5/9 at Wright State
 5/12 Florida
 5/12 Florida
 5/9-6
 T, 8-8
 L, 6-13
 W, 7-4
 L, 4-10
 W, 9-4
 W, 6-5
 W, 9-5
 L, 1-4
 L, 1-5
 W, 12-2
 W, 8-6
 W, 7-5
 L, 3-5
 W, 9-4
 L, 1-8
 W, 5-4
 W, 12-2
 W, 8-6
 W, 7-5
 L, 3-5
 W, 9-4
 L, 1-8
 L, 4-6
 L, 2-7
 W, 12-3
 W, 11-8
 W, 6-3
 L, 8-12
 L, 16-28
 W, 9-4
 W, 6-0
 L, 3-7
 L, 4-11
 L, 8-10
 W, 6-5
 L, 10-11
 W, 12-6
 W, 7-2
 W, 8-2
 W, 10-0
 W, 11-4
 W, 5-2
 W, 9-0
 W, 8-4
 W, 7-2
 W, 8-4
 L, 2-4
 L, 2-3
 W, 7-2
 L, 3-4
 W, 10-0
 W, 11-4
 W, 11-10
 L, 7-8
 W, 5-0
 W, 19-3
 L, 0-11

1991 (41-20, 13-12 SEC)

2/15 (1) vs. Augusta College
 2/16 (1) at Armstrong State
 2/17 (1) vs. Howard
 2/23 (2) vs. Coastal Carolina
 2/24 vs. West Virginia
 3/1 at UAB
 3/2 at Samford
 3/5 at Louisville
 3/7 Lincoln Memorial
 3/8 Indiana State
 3/10 (3) vs. New Mexico
 3/11 (3) at Grand Canyon
 3/12 at Arizona
 3/13 at Arizona
 3/16 at Georgia
 3/16 at Georgia
 3/17 at Georgia
 3/20 at Marshall
 3/21 Union
 3/23 Tennessee
 3/23 Tennessee
 3/24 Tennessee
 3/26 Northwestern
 3/27 Northwestern
 3/28 Georgetown (Ky.)
 3/30 Mississippi State
 3/30 Mississippi State
 3/31 Mississippi State
 4/2 Kentucky State
 4/3 Marshall
 4/4 Bellarmine
 4/6 at Vanderbilt
 4/6 at Vanderbilt
 4/7 at Vanderbilt
 4/8 Middle Tenn. St.
 4/10 at Eastern Kentucky
 4/11 at Middle Tenn. St.
 4/13 at Ole Miss
 4/14 at Ole Miss
 4/16 Wright State
 4/16 Wright State
 4/17 Austin Peay
 4/18 at Western Kentucky
 4/20 LSU
 4/20 LSU
 4/21 LSU
 4/23 Cincinnati
 4/24 Louisville
 4/27 Auburn
 4/27 Auburn
 4/28 Auburn
 5/1 Eastern Kentucky
 5/4 at Alabama

L, 5-12
 W, 21-6
 W, 7-6
 L, 0-3
 L, 2-9
 L, 0-8
 W, 2-1
 W, 14-2
 L, 3-4
 L, 2-6
 L, 10-11
 W, 5-4
 W, 10-2
 L, 2-9
 L, 6-8
 L, 1-5
 L, 1-5
 L, 1-8
 L, 0-9
 L, 3-9
 L, 10-17
 W, 7-0
 W, 8-6
 W, 7-9
 L, 6-9
 W, 5-1
 W, 7-4
 W, 10-3
 L, 6-12
 L, 5-7
 L, 2-6
 L, 4-5
 L, 3-4
 L, 0-5
 W, 8-6
 L, 9-15
 W, 7-1
 W, 10-9
 W, 15-2
 W, 5-1
 W, 3-2
 W, 9-5
 L, 4-5
 W, 17-9
 W, 19-1
 W, 8-4
 W, 11-3
 W, 16-12
 W, 5-4
 L, 0-24
 L, 3-4
 L, 2-4
 W, 7-4
 W, 13-3
 W, 10-3
 L, 1-7
 W, 1-0
 W, 7-4
 W, 8-7
 W, 6-4
 W, 11-3
 W, 21-9
 W, 4-1
 L, 3-4
 W, 9-2
 W, 10-4
 W, 10-3
 L, 7-9
 L, 4-8
 W, 10-4
 W, 6-3
 W, 13-8
 W, 12-6
 L, 0-9
 L, 3-4
 W, 5-4
 W, 4-2
 W, 11-5
 L, 9-10
 W, 17-7
 W, 11-7
 W, 7-3
 W, 17-6
 L, 6-10
 W, 11-10
 L, 3-10
 L, 1-3
 W, 11-9
 W, 4-3



4/5 at Alabama
 4/6 at Alabama
 4/8 Marshall
 4/8 Western Kentucky
 4/11 Tennessee
 4/12 Tennessee
 4/13 Tennessee
 4/15 IUPUI
 4/18 at Florida
 4/19 at Florida
 4/20 at Florida
 4/22 Morehead State
 4/12 at Louisville
 4/25 Georgia
 4/26 Georgia
 4/27 Georgia
 4/29 at Western Kentucky
 4/30 Cincinnati
 5/2 Vanderbilt
 5/4 Vanderbilt
 5/5 Vanderbilt
 5/5 Louisville
 5/9 at South Carolina
 5/10 at South Carolina
 5/11 at South Carolina
(1) Blue-Gray Classic; Montgomery, Ala.

1998 (26-31, 12-18 SEC)
 2/6 New Mexico State
 2/7 Oklahoma State
 2/14 at Coastal Carolina
 2/15 at Coastal Carolina
 2/21 at Southern Mississippi
 2/22 at Southern Mississippi
 2/27 at Long Beach State
 2/28 at Long Beach State
 3/1 at Long Beach State
 3/3 Lincoln Memorial
 3/4 Ohio
 3/6 at Vanderbilt
 3/7 at Vanderbilt
 3/8 at Vanderbilt
 3/13 Ole Miss
 3/14 Ole Miss
 3/15 Ole Miss
 3/17 Marshall
 3/18 Toledo
 3/20 at Tennessee
 3/21 at Tennessee
 3/22 at Tennessee
 3/24 IUPUI-Fort Wayne
 3/25 Austin Peay State
 3/27 LSU
 3/28 LSU
 3/29 LSU
 3/31 Belmont
 4/1 Xavier
 4/3 Florida
 4/4 Florida
 4/5 Florida
 4/7 Morehead State
 4/8 Western Carolina
 4/10 at Mississippi State
 4/11 at Mississippi State
 4/12 at Mississippi State
 4/14 Western Kentucky
 4/17 at Georgia
 4/18 at Georgia
 4/19 at Georgia
 4/21 Murray State
 4/22 Eastern Kentucky
 4/24 Arkansas
 4/25 Arkansas
 4/26 Arkansas
 4/28 at Western Kentucky
 5/1 at Auburn
 5/2 at Auburn
 5/3 at Auburn
 5/5 Louisville
 5/6 Cincinnati
 5/8 South Carolina
 5/9 South Carolina
 5/10 South Carolina
 5/13 (1) vs. Florida
 5/14 (1) vs. Alabama
(1) SEC Tournament; Birmingham, Ala.

1999 (25-32, 13-17 SEC)
 2/12 at Florida Atlantic
 2/13 at Florida Atlantic
 2/14 at Florida Atlantic
 2/19 at The Citadel

W, 9-2
 L, 5-9
 W, 9-4
 W, 9-8
 W, 14-1
 L, 6-7
 L, 4-11
 W, 18-4
 L, 3-8
 L, 4-8
 L, 6-18
 W, 8-7
 L, 7-8
 L, 0-15
 W, 9-8
 L, 6-16
 L, 7-10
 W, 8-1
 L, 10-11
 L, 4-7
 W, 3-2
 W, 13-11
 W, 7-5
 L, 5-12
 W, 5-0

W, 8-6
 W, 5-4
 L, 6-11
 L, 7-8
 L, 10-15
 W, 10-6
 L, 4-6
 L, 2-19
 L, 1-13
 W, 11-10
 W, 16-4
 L, 2-14
 L, 5-7
 W, 13-9
 L, 1-8
 W, 7-6
 L, 8-21
 L, 9-13
 W, 8-2
 L, 5-13
 L, 5-16
 W, 13-10
 W, 8-4
 W, 8-5
 L, 3-7
 L, 2-7
 L, 6-11
 W, 10-9
 L, 5-11
 L, 10-20
 L, 10-32
 L, 2-12
 W, 11-3
 L, 5-6
 L, 2-3
 W, 3-2
 W, 12-9
 L, 6-8
 L, 3-12
 W, 8-7
 W, 9-4
 W, 20-3
 W, 8-7
 L, 1-17
 W, 15-5
 W, 4-3
 W, 13-3
 W, 10-7
 L, 3-14
 L, 2-15
 L, 5-10
 W, 22-6
 W, 8-7
 W, 15-14
 L, 6-17
 L, 4-6
 L, 3-8

4/10 at Arkansas
 4/11 at Arkansas
 4/13 Louisville
 4/14 Belmont
 4/16 at Florida
 4/17 at Florida
 4/18 at Florida
 4/20 at Cincinnati
 4/21 Morehead State
 4/23 Tennessee
 4/24 Tennessee
 4/25 Tennessee
 4/27 Western Kentucky
 5/1 at South Carolina
 5/2 at South Carolina
 5/2 at South Carolina
 5/5 Cincinnati
 5/7 Auburn
 5/8 Auburn
 5/9 Auburn
 5/12 Murray State
 5/12 Butler
 5/14 at LSU
 5/15 at LSU
 5/16 at LSU
 5/19 (3) vs. Arkansas
 5/20 (3) vs. LSU
*(1) Franklin-Life Shootout; Charleston, S.C.
 (2) Blue-Gray Classic; Montgomery, Ala.
 (3) SEC Tournament; Birmingham, Ala.*

2000 (38-20-1, 12-16-1 SEC)
 2/11 at Charleston So.
 2/12 at Charleston So.
 2/13 (1) vs. Howard
 2/13 (1) vs. Howard
 2/18 at Jacksonville
 2/19 at Jacksonville
 2/20 (2) Navy
 2/25 at UAB
 2/26 (3) Eastern Illinois
 2/27 Belmont
 3/3 Dayton
 3/4 Dayton
 3/5 Dayton
 3/7 Miami (Ohio)
 3/8 Yale
 3/11 at Alabama
 3/11 at Alabama
 3/12 at Alabama
 3/14 Lincoln Memorial
 3/15 at East. Kentucky
 3/17 Mississippi State
 3/18 Mississippi State
 3/21 Lee University
 3/24 at Tennessee
 3/25 at Tennessee
 3/26 at Tennessee
 3/29 Xavier
 3/31 Ole Miss
 4/1 Ole Miss
 4/2 Ole Miss
 4/5 Tennessee Tech
 4/7 Florida
 4/8 Florida
 4/9 Florida

W, 12-8
 W, 9-8
 L, 7-15
 L, 2-7
 L, 2-3
 L, 4-9
 W, 4-1
 W, 13-2
 L, 6-7
 L, 1-9
 L, 2-3
 W, 10-5
 W, 12-6
 L, 5-10
 L, 6-11
 L, 8-9
 W, 8-7
 W, 3-1
 L, 8-9
 W, 6-4
 W, 8-3
 W, 12-6
 L, 2-15
 L, 1-10
 L, 5-9
 L, 8-10

W, 7-6
 W, 5-0
 W, 2-6
 W, 5-6
 W, 2-2
 W, 9-2
 L, 3-10
 L, 5-7
 W, 10-3
 W, 15-12
 L, 4-8
 W, 11-4
 L, 5-7
 W, 11-10
 W, 5-4
 W, 7-4
 L, 2-3
 W, 10-1
 L, 4-7
 L, 4-5
 W, 10-9
 W, 8-7
 L, 2-7
 W, 13-8
 L, 4-6
 L, 4-6
 L, 0-10

2001 (22-34, 7-23 SEC)
 2/9 at Furman
 2/10 at Wofford
 2/11 at Furman
 2/16 (1) vs. Appalachian St.
 2/16 (1) at Winthrop
 2/17 (1) at Winthrop
 2/18 (1) vs. Appalachian St.
 2/24 (2) vs. Brigham Young
 2/24 (2) vs. Washington
 2/25 (2) vs. Illinois
 3/2 Kent State
 3/3 Kent State
 3/7 Eastern Kentucky
 3/9 at Ole Miss
 3/10 at Ole Miss
 3/11 at Ole Miss
 3/13 Tennessee-Martin
 3/14 Tennessee-Martin
 3/16 Alabama
 3/17 Alabama
 3/18 Alabama
 3/21 at Austin Peay
 3/23 Tennessee
 3/24 Tennessee
 3/25 Tennessee
 3/27 at Western Kentucky
 3/28 at Xavier
 3/30 at LSU
 3/31 at LSU
 4/1 at LSU
 4/4 Tennessee Tech
 4/6 at Florida
 4/7 at Florida
 4/8 at Florida
 4/10 Louisville
 4/11 at Miami (Ohio)
 4/13 Vanderbilt
 4/14 Vanderbilt
 4/15 Vanderbilt
 4/18 (3) Western Kentucky
 4/20 at Mississippi State
 4/21 at Mississippi State
 4/22 at Mississippi State
 4/24 at Cincinnati
 4/25 Cincinnati
 4/27 Arkansas
 4/28 Arkansas
 4/29 Arkansas
 5/1 Morehead State
 5/4 at South Carolina
 5/5 at South Carolina
 5/6 at South Carolina
 5/8 Winthrop
 5/11 Georgia
 5/12 Georgia
 5/13 Georgia
*(1) Winthrop Tournament; Rock Hill, S.C.
 (2) Illini Desert Classic; Tuscon, Ariz.
 (3) Applebees Park; Lexington, Ky.*

W, 10-3
 L, 3-5
 W, 7-1
 W, 5-4
 W, 12-2
 L, 4-8
 L, 5-15
 L, 10-11
 L, 6-18
 W, 13-7
 W, 7-6
 L, 10-12
 L, 5-8
 L, 11-12
 L, 0-9
 L, 3-6
 W, 7-4
 W, 3-1
 W, 8-5
 W, 9-5
 W, 7-3
 W, 11-1
 W, 6-4
 L, 7-8
 L, 5-12

W, 7-1
 W, 5-4
 W, 12-2
 L, 4-8
 L, 5-15
 L, 10-11
 L, 6-18
 W, 13-7
 W, 7-6
 L, 10-12
 L, 5-8
 L, 11-12
 L, 0-9
 L, 3-6
 W, 7-4
 W, 3-1
 W, 8-5
 W, 9-5
 W, 7-3
 W, 11-1
 W, 6-4
 L, 7-8
 L, 5-12

W, 7-1
 W, 5-4
 W, 12-2
 L, 4-8
 L, 5-15
 L, 10-11
 L, 6-18
 W, 13-7
 W, 7-6
 L, 10-12
 L, 5-8
 L, 11-12
 L, 0-9
 L, 3-6
 W, 7-4
 W, 3-1
 W, 8-5
 W, 9-5
 W, 7-3
 W, 11-1
 W, 6-4
 L, 7-8
 L, 5-12

*(1) Charleston, S.C.
 (2) Jacksonville, Fla.
 (3) Birmingham, Ala.
 (4) SEC Tournament; Birmingham, Ala.*

2002 (17-36, 6-24 SEC)
 2/15 at Samford
 2/16 at B'ham-Southern
 2/17 at UAB
 2/22 (1) at Texas A&M
 2/23 (1) vs. Pepperdine
 2/23 (1) vs. Wash. State
 2/24 (1) vs. Pepperdine
 2/25 (1) vs. Wash. State
 2/25 at Texas A&M
 3/1 (2) Miami (Ohio)
 3/2 (2) Miami (Ohio)
 3/5 Western Michigan
 3/6 Western Michigan
 3/8 Ball State
 3/9 Ball State
 3/10 Ball State
 3/13 Austin Peay
 3/15 at Auburn
 3/16 at Auburn
 3/17 at Auburn
 3/23 Mississippi State
 3/23 Mississippi State
 3/24 Mississippi State
 3/30 Ole Miss
 3/30 Ole Miss
 3/31 Ole Miss
 4/3 Eastern Kentucky
 4/5 at Tennessee
 4/6 at Tennessee
 4/7 at Tennessee
 4/9 Marshall
 4/12 Alabama
 4/13 Alabama
 4/14 Alabama
 4/16 Lipscomb
 4/17 Western Kentucky
 4/19 at Georgia
 4/20 at Georgia
 4/21 at Georgia
 4/26 South Carolina
 4/28 South Carolina
 4/28 South Carolina
 5/3 at Arkansas
 5/4 at Arkansas
 5/5 at Arkansas
 5/7 Morehead State
 5/10 at Vanderbilt
 5/11 at Vanderbilt
 5/12 at Vanderbilt
 5/14 at Western Kentucky
 5/18 Florida
 5/18 Florida
 5/19 Florida
 L, 0-6
 L, 2-9
 W, 13-4
 L, 2-6
 L, 5-9
 W, 9-5
 W, 23-2
 L, 6-7
 L, 9-10
 L, 8-9
 W, 8-3
 L, 10-11
 W, 6-4
 L, 8-10
 W, 7-1
 W, 9-5
 L, 4-10
 L, 4-9
 L, 7-8
 L, 2-3
 L, 4-11
 W, 5-4
 L, 11-16
 L, 5-9
 W, 14-5
 L, 0-11
 L, 0-10
 L, 3-12
 W, 3-1
 L, 3-7
 W, 4-3
 L, 6-10
 4/4 at Mississippi State
 4/5 at Mississippi State
 4/8 Wright State
 4/11 at Alabama
 4/12 at Alabama

W, 9-1
 W, 5-4
 L, 1-3
 L, 0-4
 W, 5-4
 L, 3-7
 L, 17-8
 L, 8-9 (8)
 W, 3-1
 L, 2-3
 W, 6-3
 W, 14-6
 L, 5-9
 W, 3-2
 L, 5-22
 W, 6-5 (10)
 W, 4-3
 W, 3-1
 L, 3-4
 L, 0-5
 L, 2-4
 W, 8-7
 L, 3-13
 L, 5-9
 L, 4-5
 L, 2-12
 W, 13-4
 W, 7-12
 L, 10-16
 W, 6-1
 W, 14-4
 L, 9-11
 L, 1-10
 L, 4-15
 L, 2-6
 L, 1-5
 L, 4-5
 L, 5-6
 L, 6-7
 L, 4-6 (10)
 L, 4-6
 L, 6-12
 L, 1-5
 W, 5-2
 W, 1-0
 L, 1-3 (11)
 L, 1-3
 W, 19-7
 L, 4-17
 L, 6-9
 L, 4-14
 L, 6-18
 L, 4-5
*(1) Continental Express Aggie Baseball Classic; College Station, Texas
 (2) Holiday Inn North Classic; Lexington, Ky.*

2003 (24-32, 9-20 SEC)
 2/13 (1) at Stetson
 2/14 (1) vs. Maryland
 2/15 (1) vs. George Wash.
 2/21 (2) at The Citadel
 2/22 (2) vs. Boston College
 2/23 (2) vs. Richmond
 2/28 Marshall
 3/1 Eastern Illinois
 3/2 at UAB
 3/5 East Tennessee State
 3/7 Purdue
 3/8 Purdue
 3/9 Purdue
 3/11 Indiana State
 3/12 Indiana State
 3/14 at Ole Miss
 3/15 at Ole Miss
 3/16 at Ole Miss
 3/18 Marshall
 3/21 Auburn
 3/22 Auburn
 3/23 Auburn
 3/25 Kent State
 3/26 Kent State
 3/28 Arkansas
 3/29 Arkansas
 3/30 Arkansas
 4/2 Cincinnati
 4/4 at Mississippi State
 4/5 at Mississippi State
 4/8 Wright State
 4/11 at Alabama
 4/12 at Alabama



4/13 at Alabama
 4/16 at Western Kentucky
 4/18 Tennessee
 4/19 Tennessee
 4/20 Tennessee
 4/22 at Louisville
 4/25 Georgia
 4/26 Georgia
 4/27 Georgia
 4/29 Lipscomb
 4/30 Eastern Kentucky
 5/2 at South Carolina
 5/3 at South Carolina
 5/4 at South Carolina
 5/7 Louisville
 5/9 Vanderbilt
 5/10 Vanderbilt
 5/11 Vanderbilt
 5/13 Western Kentucky
 5/14 Morehead State
 5/16 at Florida
 5/17 at Florida
 5/18 at Florida
 (1) Amtrak Invitational; DeLand, Fla.
 (2) Charleston Crab House Challenge; Charleston, S.C.

2004 (24-30, 7-23 SEC)
 2/13 (1) vs. Kent State
 2/18 Georgetown College
 2/20 Eastern Michigan
 2/21 Eastern Michigan
 2/22 Eastern Michigan
 2/24 Eastern Michigan
 2/27 (2) vs. Air Force
 2/28 (2) vs. Indiana
 2/29 (2) vs. Memphis
 3/3 East Tennessee State
 3/6 Wright State
 3/6 Wright State
 3/7 Wright State
 3/10 at Western Kentucky
 3/12 at Youngstown State
 3/13 Michigan
 3/14 Dayton
 3/19 at Auburn
 3/20 at Auburn
 3/21 at Auburn
 3/24 Marshall
 3/26 Florida
 3/27 Florida
 3/28 Florida
 4/2 at Tennessee
 4/3 at Tennessee
 4/4 at Tennessee
 4/7 Cincinnati
 4/9 Mississippi State
 4/10 Mississippi State
 4/11 Mississippi State
 4/14 at Louisville
 4/16 South Carolina
 4/17 South Carolina
 4/18 South Carolina
 4/23 at Arkansas
 4/24 at Arkansas
 4/25 at Arkansas
 4/28 Morehead State
 4/30 at Georgia
 5/1 at Georgia
 5/2 at Georgia
 5/5 Louisville
 5/7 LSU
 5/8 LSU
 5/9 LSU
 5/11 Western Kentucky
 5/14 Alabama
 5/15 Alabama
 5/16 Alabama
 5/19 Murray State
 5/21 at Vanderbilt
 5/22 at Vanderbilt
 5/23 at Vanderbilt
 (1) Rock Hill, S.C.
 (2) Millington, Tenn.

2005 (29-27, 7-22 SEC)
 2/18 (1) vs. Appalachian State
 2/19 (1) at Charleston Southern
 2/20 (1) vs. George Mason
 2/23 Cumberland (Ky.)
 2/25 Buffalo
 2/26 Buffalo

L, 1-4
 L, 2-3
 W, 1-0
 W, 4-1
 L, 8-9
 L, 5-7
 W, 8-1
 W, 9-4
 L, 0-12
 L, 7-9
 W, 18-8
 L, 4-5
 L, 2-7
 L, 0-5
 W, 5-5
 L, 5-7 (10)
 W, 5-1
 W, 6-5 (10)
 L, 3-10
 W, 10-4
 L, 0-19
 L, 4-13
 W, 7-5
 W, 3-2
 W, 8-4
 L, 5-14
 L, 13-17
 W, 18-7
 W, 8-6
 W, 11-1 (8)
 W, 10-2
 W, 2-1 (12)
 L, 7-12
 W, 7-6
 L, 4-7
 W, 21-4
 W, 18-6
 W, 7-6
 W, 15-14
 L, 9-17
 W, 8-0
 W, 4-3
 L, 2-3 (10)
 L, 2-6
 L, 4-8
 L, 6-17
 L, 1-8
 L, 2-3
 L, 1-7
 L, 9-15
 W, 8-4
 W, 10-9
 L, 8-10
 L, 3-12
 W, 5-1
 W, 6-3
 W, 11-6
 L, 3-5
 L, 4-9
 L, 4-5
 L, 10-11 (7)
 W, 8-0
 L, 3-5
 L, 2-7
 L, 1-5
 L, 6-9
 W, 10-3
 L, 8-11
 L, 4-15
 W, 10-5
 L, 2-6
 W, 9-8
 L, 11-12 (12)
 W, 9-1
 L, 1-9
 L, 6-8
 L, 5-11
 W, 6-1
 L, 2-3
 W, 15-4
 W, 11-10
 W, 4-3 (10)
 W, 10-7

2/27 Buffalo
 3/4 Toledo
 3/5 Toledo
 3/6 Toledo
 3/10 Morehead State
 3/11 (2) vs. Northern Illinois
 3/12 (2) vs. Illinois State
 3/13 (2) vs. Rhode Island
 3/13 (2) vs. Rhode Island
 3/15 (2) vs. Miami (Ohio)
 3/18 at Alabama
 3/19 at Alabama
 3/20 at Alabama
 3/25 (3) Georgia
 3/26 (3) Georgia
 3/29 Georgetown College
 3/30 at Louisville
 4/1 at Florida
 4/2 at Florida
 4/3 at Florida
 4/6 Evansville
 4/8 Tennessee
 4/9 Tennessee
 4/10 Tennessee
 4/13 Louisville
 4/15 (3) Auburn
 4/16 (3) Auburn
 4/17 (3) Auburn
 4/19 Northern Kentucky
 4/20 at Cincinnati
 4/22 at Mississippi State
 4/23 at Mississippi State
 4/24 at Mississippi State
 4/27 Marshall
 4/30 Arkansas
 4/30 Arkansas
 5/1 Arkansas
 5/6 at LSU
 5/7 at LSU
 5/8 at LSU
 5/10 Eastern Kentucky
 5/11 Tusculum
 5/13 Vanderbilt
 5/15 Vanderbilt
 5/15 Vanderbilt
 5/17 Murray State
 5/18 Tennessee Tech
 5/20 at South Carolina
 5/21 at South Carolina
 5/22 at South Carolina
 (1) Charleston, S.C.
 (2) Bradenton, Fla.
 (3) Applebee's Park Lexington, Ky.

2006 (44-17, 20-10 SEC)
 2/17 Army
 2/17 UT-San Antonio
 2/18 Army
 2/24 Arkansas State
 2/25 at Lamar
 2/26 Michigan State
 2/28 Evansville
 3/1 Cincinnati
 3/3 Northwestern
 3/4 Northwestern
 3/5 Northwestern
 3/7 Western Kentucky
 3/8 Marshall
 3/10 North Dakota State
 3/11 North Dakota State
 3/11 North Dakota State
 3/14 Cleveland State
 3/15 Cleveland State
 3/17 LSU
 3/18 LSU
 3/19 LSU
 3/22 Xavier
 3/24 at Tennessee
 3/25 at Tennessee
 3/26 at Tennessee
 3/29 Morehead State
 3/31 at Auburn
 4/1 at Auburn
 4/2 at Auburn
 4/5 Louisville
 4/7 Florida
 4/8 Florida
 4/9 Florida
 4/14 at Arkansas
 4/15 at Arkansas
 4/16 at Arkansas
 4/19 at Louisville

W, 11-9
 W, 7-0
 W, 15-4
 W, 14-12
 L, 5-12
 W, 17-5
 W, 7-1
 W, 8-5
 L, 5-7 (7)
 L, 5-6
 L, 3-5
 L, 3-5
 L, 4-10
 L, 2-6
 L, 11-14
 W, 6-4
 W, 12-11
 L, 9-10
 L, 11-20
 L, 6-11
 W, 17-1
 L, 2-18
 W, 5-4
 W, 5-4
 L, 9-10 (10)
 W, 4-3 (10)
 L, 4-8
 W, 6-2
 L, 3-4
 W, 10-4
 L, 2-7
 L, 4-12
 W, 12-5
 L, 2-3
 W, 3-1
 L, 5-8
 W, 11-8
 W, 7-1
 L, 5-6
 W, 7-1
 L, 3-8
 W, 15-6
 W, 7-1
 L, 0-8
 W, 6-5 (7)
 L, 7-11 (9)
 W, 8-1
 W, 7-3
 L, 7-9
 L, 9-12
 L, 1-12
 W, 9-0
 W, 10-4
 W, 9-2
 L, 3-7
 W, 6-1
 W, 9-2
 W, 6-3
 L, 9-10
 W, 19-3
 W, 12-7
 W, 10-3
 L, 6-7
 W, 7-6
 W, 19-1
 W, 8-0
 W, 9-5
 W, 15-2
 W, 20-3
 W, 8-2
 W, 6-3
 L, 2-5
 W, 13-3
 L, 6-7
 W, 6-1
 W, 4-1
 W, 15-4
 W, 8-7
 L, 1-5
 L, 6-12
 W, 5-4
 W, 8-7
 L, 4-6
 W, 8-6
 L, 9-10
 L, 6-10
 W, 7-5
 W, 3-1

4/21 South Carolina
 4/22 South Carolina
 4/23 South Carolina
 4/26 Murray State
 4/26 Murray State
 4/28 at Vanderbilt
 4/29 at Vanderbilt
 4/30 at Vanderbilt
 5/5 Ole Miss
 5/6 Ole Miss
 5/7 Ole Miss
 5/12 Mississippi State
 5/13 Mississippi State
 5/14 Mississippi State
 5/15 Belmont
 5/18 at Georgia
 5/19 at Georgia
 5/20 at Georgia
 5/24 (1) vs. South Carolina
 5/25 (1) vs. Georgia
 6/2 (2) vs. Ball State
 6/3 (2) vs. Notre Dame
 6/4 (2) vs. Ball State
 6/4 (2) vs. College of Charleston
 (1) SEC Tournament; Hoover, Ala.
 (2) NCAA Lexington Regional

2007 (34-19-1, 13-16-1 SEC)
 2/16 at Furman
 2/17 at Furman
 2/18 at Furman
 2/21 Murray State
 2/23 Tennessee Tech
 2/24 Tennessee Tech
 2/25 Tennessee Tech
 2/27 Oakland
 2/28 Xavier
 3/2 Wisconsin Milwaukee
 3/3 Wisconsin Milwaukee
 3/4 Wisconsin Milwaukee
 3/7 Cincinnati
 3/9 Tennessee-Martin
 3/10 Tennessee-Martin
 3/11 Tennessee-Martin
 3/12 Cleveland State
 3/13 Canisius
 3/14 Canisius
 3/16 Arkansas
 3/17 Arkansas
 3/18 Arkansas
 3/21 Western Kentucky
 3/23 at LSU
 3/24 at LSU
 3/25 at LSU
 3/30 at Mississippi State
 3/31 at Mississippi State
 4/1 at Mississippi State
 4/7 Tennessee
 4/7 Tennessee
 4/11 at Louisville
 4/13 Vanderbilt
 4/14 Vanderbilt
 4/15 Vanderbilt
 4/18 Morehead State
 4/20 at Florida
 4/21 at Florida
 4/22 at Florida
 4/25 Louisville
 4/27 Georgia
 4/28 Georgia
 4/29 Georgia
 5/4 at South Carolina
 5/5 at South Carolina
 5/6 at South Carolina
 5/9 at Evansville
 5/11 at Ole Miss
 5/12 at Ole Miss
 5/13 at Ole Miss
 5/17 Auburn
 5/18 Auburn
 5/19 Auburn


2008 (44-19, 16-14 SEC)
 2/23 (1) vs. Xavier
 2/24 (1) vs. Fairfield
 2/24 (1) at South Alabama
 2/26 Oakland
 2/28 Oakland
 2/29 Butler
 3/1 Butler
 3/1 Butler

W, 10-9
 W, 15-12
 W, 12-9
 W, 9-3
 W, 3-2
 L, 6-8
 W, 11-9
 W, 12-9
 W, 8-3
 W, 3-2
 W, 6-1
 W, 18-5
 W, 3-2
 W, 10-9
 W, 7-2
 L, 9-10
 W, 8-3
 L, 0-4
 L, 2-4
 L, 10-16
 L, 1-3
 W, 10-4
 W, 12-9
 L, 4-7
 W, 12-1
 W, 16-3
 W, 13-4
 W, 8-5
 W, 10-2
 W, 6-4
 W, 10-3
 W, 9-3
 W, 6-2
 W, 16-3
 W, 7-3
 W, 18-2
 W, 21-7
 W, 6-4
 W, 27-0
 W, 16-7
 W, 8-0
 W, 13-2
 W, 12-10
 L, 2-10
 W, 7-5
 L, 5-14
 W, 12-5
 W, 16-2
 W, 6-5
 T, 9-9
 L, 7-10
 W, 10-6
 L, 4-5
 L, 2-12
 L, 5-11
 W, 3-1
 L, 1-8
 L, 8-10
 L, 4-9
 W, 8-6
 L, 6-9
 W, 9-2
 L, 7-10
 L, 4-5
 W, 9-5
 W, 8-7
 L, 3-9
 W, 13-5
 L, 1-8
 W, 8-4
 L, 6-13
 L, 4-5
 W, 8-1
 L, 2-9
 W, 9-7
 L, 7-18
 L, 6-13
 W, 8-7
 W, 10-1
 W, 13-3
 W, 10-3
 W, 15-5
 W, 12-2
 W, 14-1
 W, 14-0
 W, 21-2

3/2 Butler
 3/5 Evansville
 3/9 Purdue
 3/10 Purdue
 3/10 Purdue
 3/11 Eastern Michigan
 3/11 Eastern Michigan
 3/14 Alabama
 3/15 Alabama
 3/16 Alabama
 3/20 Xavier
 3/21 at Auburn
 3/22 at Auburn
 3/23 at Auburn
 3/25 Xavier
 3/28 at South Carolina
 3/29 at South Carolina
 3/30 at South Carolina
 4/2 Western Kentucky
 4/5 Mississippi State
 4/5 Mississippi State
 4/6 Mississippi State
 4/8 Louisville
 4/11 at Georgia
 4/12 at Georgia
 4/13 at Georgia
 4/15 at Cincinnati
 4/16 Morehead State
 4/18 Florida
 4/19 Florida
 4/20 Florida
 4/22 at Louisville
 4/23 at Western Kentucky
 4/25 at Vanderbilt
 4/26 at Vanderbilt
 4/27 at Vanderbilt
 4/30 Marshall
 5/3 LSU
 5/3 LSU
 5/4 LSU
 5/6 Wright State
 5/9 at Tennessee
 5/10 at Tennessee
 5/11 at Tennessee
 5/12 at Murray State
 5/15 Ole Miss
 5/16 Ole Miss
 5/17 Ole Miss
 5/21 (2) vs. Alabama
 5/22 (2) vs. Ole Miss
 5/23 (2) vs. Alabama
 5/30 (3) vs. Michigan
 5/31 (3) vs. Eastern Michigan
 6/1 (3) vs. Michigan
 6/1 (3) vs. Arizona
 (1) Coca-Cola Classic; Mobile, Ala.
 (2) SEC Tournament; Hoover, Ala.
 (3) NCAA Ann Arbor Regional; Ann Arbor, Mich.

W, 12-4
 W, 15-1
 W, 3-2
 W, 6-1
 W, 4-3
 W, 18-5
 W, 8-6
 W, 7-5
 W, 15-2
 W, 5-1
 W, 12-1
 W, 5-2
 W, 15-3
 L, 7-13
 L, 2-6
 W, 7-3
 L, 5-6
 L, 5-6
 W, 13-4
 W, 9-8
 W, 7-6
 L, 2-3
 L, 4-13
 L, 4-6
 W, 9-4
 W, 6-5
 W, 11-7
 L, 7-13
 W, 3-2
 L, 5-6
 W, 2-1
 L, 2-3
 W, 6-2
 W, 3-1
 W, 9-6
 L, 1-3
 L, 5-12
 L, 8-9
 W, 21-3
 W, 5-3
 W, 5-2
 W, 20-5
 W, 4-3
 W, 12-4
 W, 9-0
 L, 5-7
 W, 9-3
 L, 7-8
 L, 4-13
 L, 5-7
 W, 4-3
 W, 12-6
 L, 3-5

2009 (28-26, 12-18 SEC)
 2/20 (1) vs. Troy
 2/21 (1) vs. James Madison
 2/21 (1) at Coastal Carolina
 2/22 (1) at Coastal Carolina
 2/27 Western Michigan
 3/1 Western Michigan
 3/3 Western Michigan
 3/4 Eastern Kentucky
 3/6 Indiana State
 3/7 Indiana State
 3/8 Indiana State
 3/10 Georgetown College
 3/11 Indiana
 3/13 at LSU
 3/15 at LSU
 3/15 at LSU
 3/17 at New Orleans
 3/20 Vanderbilt
 3/21 Vanderbilt
 3/22 Vanderbilt
 3/24 (2) vs. West Virginia
 3/25 Cincinnati
 3/28 South Carolina
 3/28 South Carolina
 3/29 South Carolina
 3/31 Marshall
 4/1 Wright State
 4/3 at Ole Miss
 4/4 at Ole Miss
 4/5 at Ole Miss
 4/8 Western Kentucky



WE ARE UK



3/24	at Western Kentucky	L, 3-12	5/20	Missouri	W, 2-1
3/25	Morehead State	W, 9-4	5/21	Missouri	W, 7-2
3/27	at LSU	W, 5-4 (12)	5/24	(4) vs. Alabama	L, 2-5
3/28	at LSU	L, 3-7		(1) <i>Spartanburg, S.C.</i>	
3/29	at LSU	W, 12-10 (11)		(2) <i>Tony Gwynn Classic (San Diego, Calif.)</i>	
3/31	Indiana	L, 7-11		(3) <i>Paducah, Ky.</i>	
4/4	Texas A&M	L, 2-5		(4) <i>SEC Tournament; Hoover, Ala.</i>	
4/4	Texas A&M	L, 3-6			
4/10	at Arkansas	L, 3-5			
4/11	at Arkansas	W, 16-4			
4/12	at Arkansas	L, 3-7			
4/14	Western Kentucky	L, 3-5 (10)			
4/16	Tennessee	W, 5-0			
4/17	Tennessee	W, 3-1			
4/18	Tennessee	W, 5-3			
4/21	Xavier	W, 6-1			
4/24	at Florida	W, 3-0			
4/25	at Florida	W, 7-6			
4/26	at Florida	L, 1-10			
4/28	at Louisville	L, 1-2			
5/1	Vanderbilt	L, 3-13			
5/2	Vanderbilt	W, 11-5			
5/3	Vanderbilt	L, 3-7			
5/6	Louisville	L, 2-5			
5/8	Georgia	W, 6-2			
5/9	Georgia	L, 3-12			
5/10	Georgia	L, 1-6 (10)			
5/12	Northern Kentucky	W, 5-1			
5/14	at Missouri	W, 1-0			
5/15	at Missouri	L, 3-6			
5/16	at Missouri	W, 8-2			
5/19	(3) vs. Auburn	L, 3-6			
	(1) <i>Buffalo Wild Wings Battle at the Beach (Wilmington, N.C.)</i>				
	(2) <i>Snowbird Classic (Port Charlotte, Fla.)</i>				
	(3) <i>SEC Tournament; Hoover, Ala.</i>				
	2016 (32-25, 15-15 SEC)				
2/19	at Wofford	L, 4-5			
2/20	(1) vs. George Mason	W, 8-6			
2/21	(1) vs. Dayton	W, 15-2			
2/26	(2) vs. UC Santa Barbara	L, 4-11			
2/27	(2) at San Diego State	W, 6-0			
2/28	(2) vs. Bryant	L, 4-7			
3/2	Austin Peay	W, 3-2			
3/4	Buffalo	W, 5-1			
3/5	Buffalo	W, 14-3			
3/6	Buffalo	W, 9-8 (10)			
3/9	Murray State	W, 11-1			
3/11	USC Upstate	W, 5-3			
3/12	USC Upstate	W, 3-0			
3/13	USC Upstate	W, 3-1			
3/15	Western Kentucky	L, 6-14			
3/18	at Georgia	L, 2-5			
3/19	at Georgia	W, 11-4			
3/20	at Georgia	W, 14-6			
3/22	Morehead State	W, 10-5			
3/25	Florida	L, 5-12			
3/26	Florida	W, 7-4			
3/27	Florida	W, 5-4 (10)			
3/29	Northern Kentucky	L, 4-5			
3/30	Xavier	W, 6-2			
4/1	at Tennessee	L, 5-14			
4/2	at Tennessee	W, 5-4			
4/3	at Tennessee	W, 10-2			
4/8	Alabama	W, 3-2			
4/9	Alabama	W, 6-2			
4/10	Alabama	L, 1-2			
4/13	Louisville	L, 6-9			
4/15	at Vanderbilt	L, 0-3			
4/16	at Vanderbilt	L, 2-3			
4/17	at Vanderbilt	W, 3-0			
4/19	at Louisville	L, 6-7			
4/22	Arkansas	L, 0-1 (10)			
4/23	Arkansas	L, 0-2			
4/23	Arkansas	W, 5-4			
4/26	Dayton	W, 5-3			
4/27	Miami (Ohio)	W, 11-1			
4/29	at Auburn	L, 2-5			
4/30	at Auburn	L, 6-10			
5/1	at Auburn	W, 9-6			
5/3	Eastern Kentucky	L, 4-5			
5/6	South Carolina	L, 5-10			
5/7	South Carolina	W, 6-0			
5/8	South Carolina	W, 5-4 (12)			
5/10	at Indiana	L, 2-3			
5/12	at Ole Miss	L, 1-3			
5/13	at Ole Miss	L, 2-14			
5/14	at Ole Miss	L, 5-7			
5/17	(3) vs. Murray State	W, 4-1			
5/19	Missouri	L, 3-9			
2/17	at North Carolina	L, 1-3			
2/18	at North Carolina	L, 5-6			
2/19	at North Carolina	L, 4-5			
2/22	at Liberty	L, 4-5			
2/24	(1) vs. St. Joseph's	W, 16-9			
2/25	(1) at Old Dominion	W, 19-2			
2/26	(1) vs. Delaware	L, 3-4			
2/28	Eastern Kentucky	W, 12-0			
3/1	Western Kentucky	W, 17-2			
3/3	UC Santa Barbara	W, 2-1			
3/4	UC Santa Barbara	W, 3-2			
3/5	UC Santa Barbara	W, 12-1			
3/7	Wright State	W, 15-1			
3/8	at Cincinnati	L, 1-2 (10)			
3/9	Miami (Ohio)	W, 6-4			
3/10	Miami (Ohio)	W, 16-3			
3/12	Miami (Ohio)	W, 14-2			
3/14	Murray State	W, 9-7			
3/17	at Texas A&M	W, 6-0			
3/18	at Texas A&M	W, 7-6			
3/19	at Texas A&M	W, 11-7			
3/21	at Western Kentucky	W, 4-3			
3/23	Ole Miss	L, 6-9			
3/24	Ole Miss	W, 4-2			
3/25	Ole Miss	W, 4-1			
3/28	Cincinnati	W, 13-7			
3/31	Vanderbilt	W, 10-3			
4/1	Vanderbilt	W, 7-4			
4/2	Vanderbilt	L, 4-6			
4/4	at Louisville	L, 3-5			
4/7	at Mississippi State	W, 5-2			
4/8	at Mississippi State	L, 6-10			
4/9	at Mississippi State	L, 6-10			
4/12	UT Martin	W, 8-0			
4/14	at Missouri	W, 5-2			
4/15	at Missouri	L, 8-9			
4/16	at Missouri	W, 6-1			
4/18	Louisville	W, 11-7			
4/21	LSU	W, 12-5			
4/21	LSU	L, 3-4			
4/23	LSU	W, 10-2			
4/26	Xavier	W, 6-0			
4/28	at South Carolina	W, 19-1			
4/29	at South Carolina	L, 1-5			
4/30	at South Carolina	W, 9-4			
5/5	Georgia	L, 3-5			
5/6	Georgia	W, 7-4			
5/7	Georgia	L, 3-6			
5/9	Indiana	W, 5-2			
5/12	Tennessee	W, 15-5			
5/13	Tennessee	W, 8-3			
5/14	Tennessee	W, 7-2			
5/16	Northern Kentucky	W, 10-1			
5/18	at Florida	W, 12-4			
5/19	at Florida	L, 3-14			
5/20	at Florida	L, 4-6			
5/24	(2) vs. South Carolina	W, 7-2			
5/25	(2) vs. LSU	L, 0-10			
5/26	(2) vs. South Carolina	L, 1-3			
6/2	(3) vs. Ohio	W, 6-4			
6/3	(3) vs. NC State	L, 4-5			
6/4	(3) vs. Indiana	W, 14-9			
6/4	(3) vs. NC State	W, 8-6			
6/5	(3) vs. NC State	W, 10-5			
6/9	(4) vs. Louisville	L, 2-5			
6/10	(4) vs. Louisville	L, 2-6			
	(1) <i>Old Dominion Tournament (Norfolk, Va.)</i>				
	(2) <i>SEC Tournament (Hoover, Ala.)</i>				
	(3) <i>NCAA Lexington Regional</i>				
	(4) <i>NCAA Super Regional (Louisville, Ky.)</i>				



YEARLY LEADERS

BATTING

Batting Average

1979	Mike Botkin	.333
1980	Jeff Shartzter	.341
1981	Bill Sandry	.373
1982	Mike Botkin	.368
1983	Brandt Ely	.422
1984	Randy Clark	.353
1985	Randy Clark	.357
1986	Terry Shumpert	.364
1987	Terry Shumpert	.376
1988	Vince Castaldo	.363
1989	Mark Blythe	.346
1990	Mike Harris	.371
1991	Mike Harris	.389
1992	Jeff Abbott	.376
1993	Eddie Brooks	.342
1994	Jeff Abbott	.445
1995	Chad Green	.350
1996	Paul Blandford	.403
1997	Josh Loggins	.338
1998	Josh Loggins	.384
1999	John Wilson	.360
2000	Andy Green	.368
2001	Gordon Tyler	.343
2002	Spencer Graeter	.317
2003	Brad Pickrell	.322
2004	Spencer Graeter	.332
2005	Shaun Lehmann	.352
2006	Ryan Strieby	.343
2007	Mike Brown	.369
2008	Sawyer Carroll	.419
2009	Chris Bisson	.360
2010	Lance Ray	.356
2011	Thomas McCarthy	.371
2012	Austin Cousino	.319
	Luke Maile	.319
2013	Kyle Barrett	.349
2014	AJ Reed	.336
2015	Ka'ai Tom	.375
2016	Evan White	.376
2017	Evan White	.373

At Bats

1979	Charles Long	160
1980	Jim Leopold	178
1981	Mike Botkin	211
1982	Mike Botkin	201
1983	Jeff Sikes	154
1984	Randy Clark	173
1985	Randy Clark	213
1986	Terry Shumpert	217
1987	Terry Shumpert	202
1988	Billy White	243
1989	Roger Gum	212
1990	Anthony Morrow	199
	Rick Norton	199
1991	Mike Harris	239
1992	Jeff Abbott	210
1993	Mark Bragga	240
1994	Mark Bragga	230
1995	Chad Green	263
1996	Chad Green	256
1997	Andy Green	219
1998	Josh Loggins	242
1999	Andy Green	244

2000	Andy Green	242
2001	Seth Morris	220
2002	Seth Morris	200
2003	Spencer Graeter	221
2004	Casey Gilvin	207
2005	John Shelby	224
2006	Ryan Strieby	233
2007	Sean Coughlin	221
2008	Keenan Wiley	254
2009	Chris Bisson	222
2010	Chad Wright	225
2011	Taylor Black	229
2012	Austin Cousino	260
2013	AJ Reed	214
2014	Austin Cousino	259
2015	Kyle Barrett	237
2016	Evan White	226
2017	Tristan Pompey	266

Hits

1979	Mike Botkin	52
1980	Jeff Shartzter	58
1981	Bill Sandry	79
1982	Mike Botkin	74
1983	Jeff Sikes	50
1984	Randy Clark	61
1985	Randy Clark	76
1986	Terry Shumpert	79
1987	Terry Shumpert	76
1988	Vince Castaldo	86
1989	Mark Blythe	71
1990	Mike Harris	65
1991	Mike Harris	93
1992	Jeff Abbott	79
1993	Hindersman	86
1994	Jeff Abbott	102
1995	Chad Green	92
1996	Paul Blandford	94
1997	Josh Loggins	66
1998	Josh Loggins	93
1999	John Wilson	81
2000	Andy Green	89
2001	Mike Harrison	66
2002	Caleb Stewart	57
2003	Mike Breyman	64
	Spencer Graeter	64
2004	Caleb Stewart	72
2005	John Shelby	77
2006	Ryan Strieby	80
2007	Sean Coughlin	76
2008	Sawyer Carroll	98
2009	Chris Bisson	80
2010	Gunner Glad	72
2011	Thomas McCarthy	78
	Chad Wright	78
2012	Austin Cousino	83
2013	A.J. Reed	60
	J.T. Riddle	60
2014	Max Kuhn	84
2015	Kyle Barrett	84
2016	Evan White	85
2017	Tristan Pompey	96

Runs

1979	Charles Long	41
1980	Jim Leopold	42
1981	Mike Botkin	50

1982	Mike Botkin	46
1983	Scott Knox	33
	Jeff Sikes	33
1984	Randy Clark	44
1985	Clint Arnold	50
1986	Terry Shumpert	60
1987	Terry Shumpert	64
1988	Billy White	74
1989	Mark Blythe	47
1990	Mike Harris	54
1991	Mike Harris	70
1992	Jeff Abbott	70
1993	Billy Thompson	50
1994	Jeff Abbott	68
1995	Chad Green	58
1996	Chad Green	71
1997	David Cheatle	48
1998	Josh Loggins	56
1999	John Wilson	59
2000	Andy Green	66
2001	Seth Morris	47
2002	Spencer Graeter	34
2003	Mike Breyman	39
	Casey Gilvin	39
2004	Caleb Stewart	50
2005	Shaun Lehmann	57
2006	Antone DeJesus	67
2007	Mike Brown	68
2008	Collin Cowgill	80
2009	Chris Bisson	49
2010	Gunner Glad	49
2011	Taylor Black	43
2012	Austin Cousino	61
2013	Austin Cousino	42
2014	Max Kuhn	68
2015	Kyle Barrett	48
2016	Evan White	44
2017	Tristan Pompey	70

Doubles

1979	Mark Hredzak	12
1980	Jeff Shartzter	14
1981	Bill Sandry	20
1982	Mike Botkin	24
1983	Brandt Ely	12
1984	Mike Agnich	11
	Randy Clark	11
1985	Clint Arnold	14
1986	Terry Shumpert	19
1987	Terry Shumpert	19
1988	Vince Castaldo	27
1989	Mark Blythe	15
1990	Vince Castaldo	11
	Mike Harris	11
	Rick Norton	11
	Darin Rieman	11
1991	Steve Phillips	16
1992	Brad Hindersman	19
1993	Eddie Brooks	19
1994	Jeff Abbott	24
1995	Chad Green	17
1996	Chip Rhea	21
1997	Josh Loggins	17
1998	Jason Colemire	23
1999	John Wilson	16
2000	Andy Green	18
2001	Mike Harrison	15

2002	Spencer Graeter	15
2003	Spencer Graeter	16
2004	Caleb Stewart	20
2005	Shaun Lehmann	20
2006	Ryan Strieby	22
2007	Sawyer Carroll	23
2008	Chris Wade	24
2009	Braden Kapteyn	11
2010	Chris Bisson	12
2011	Thomas McCarthy	19
2012	Austin Cousino	20
2013	Austin Cousino	12
2014	AJ Reed	18
2015	Ka'ai Tom	16
2016	Evan White	15
2017	Evan White	24

Triples

1979	Mike Botkin	4
	Charles Long	4
1980	Mark Hredzak	2
	Jim Leopold	2
1981	Mike Botkin	2
	Michael Harding	2
	Jeff Sikes	2
1982	Mike Botkin	1
	Jeff Sikes	1
1983	Tim Anderson	1
	Brandt Ely	1
	Kevin Gothard	1
	Kenneth Jackson	1
	Brad Walls	1
1984	Kevin Gothard	2
1985	Randy Clark	2
	Russ Schueler	2
1986	Russ Schueler	5
1987	Terry Shumpert	4
1988	Chris Estep	5
1989	Rick Norton	2
1990	Rick Norton	5
1991	Mike Harris	5
1992	Max Reitz	3
1993	Billy Thompson	4
1994	Mark Bragga	5
1995	Chad Green	4
1996	Chad Green	7
1997	David Cheatle	3
	Josh Loggins	3
1998	Josh Loggins	5
1999	Aaron McGlone	2
	John Wilson	2
2000	Andy Green	3
	John Wilson	3
2001	Beau Moore	3
2002	Seth Morris	3
2003	Mike Breyman	2
2004	John Shelby	3
	Caleb Stewart	3
2005	Antone DeJesus	5
2006	Antone DeJesus	3
	Shaun Lehmann	3
2007	Jason Kipnis	5
2008	Sawyer Carroll	3
2009	Chris Bisson	3
2010	Andy Burns	2
	Chad Wright	2



WE ARE UK



1988	David Voit	2.48
1989	Tom Deller	4.55
1990	Rodney Bolton	2.90
1991	Matt Fisher	2.86
1992	Mark Thompson	3.09
1993	Troy Trumbo	3.45
1994	Paul Morse	3.08
1995	Scott Downs	3.30
1996	Adam Milburn	3.17
1997	Scott Downs	5.11
1998	Josh Paxton	5.92
1999	Nathan Kent	4.79
2000	Scott Wade	4.00
2001	Jon Hooker	3.23
2002	Bryan Felkel	4.46
2003	Kalen Gibson	3.41
2004	Aaron Tennyson	3.91
2005	Aaron Tennyson	4.59
2006	Dewayne Oxford	2.35
2007	Aaron Lovett	2.20
2008	Mike Kaczmarek	2.13
2009	Chris Rusin	4.20
2010	Logan Darnell	5.62
2011	Alex Meyer	2.94
2012	Corey Littrell	2.74
2013	Chandler Shepherd	2.77
2014	AJ Reed	2.09
2015	Zack Brown	3.48
2016	Dustin Beggs	3.01
2017	Zack Thompson	3.45

Wins

1979	Joe Georger	12
1980	Jeff Keener	7
1981	Jeff Keener	13
1982	Paul Kilgus	6
	Jay Ray	6
1983	Paul Kilgus	6
1984	Jay Ray	6
1985	Jay Ray	6
1986	Vince Tyra	7
1987	Matthew Coleman	10
1988	Doug Sutton	8
	David Voit	8
1989	Rodney Bolton	6
	Matthew Coleman	6
1990	Rodney Bolton	8
1991	Scott Smith	8
1992	Mark Thompson	8
1993	Lorhn Frazier	8
1994	Adam Shadburne	7
1995	Adam Milburn	6
1996	Adam Shadburne	8
1997	Scott Downs	7
1998	Josh Paxton	5
1999	Josh Paxton	6
2000	Scott Wade	7
	Brandon Webb	7
2001	Rob Corrado	5
2002	Joe Blanton	5
2003	Scott Wade	7
2004	Seth Stanley	6
2005	Aaron Tennyson	6
2006	Greg Dombrowski	10
2007	Andrew Albers	6
2008	Andrew Albers	7
2009	Chris Rusin	7
2010	Logan Darnell	5
	Alex Meyer	5
2011	Alex Meyer	7
2012	Corey Littrell	9

2013	Corey Littrell	6
	Jerad Grundy	6
2014	AJ Reed	12
2015	Dustin Beggs	7
2016	Dustin Beggs	9
2017	Sean Hjelle	11

Losses

1979	Tim Brandenburg	7
1980	Tim Brandenburg	4
	Jeff Keener	4
	Jeff Parrett	4
1981	Mark Martin	4
1982	Jeff Parrett	12
1983	Paul Kilgus	5
1984	Paul Kilgus	7
1985	Jay Ray	6
1986	Vince Tyra	7
1987	Tom Deller	6
1988	Vince Tyra	5
1989	Matthew Coleman	7
1990	Larry Luebbers	8
1991	Mark Thompson	5
1992	Rodney Henderson	7
1993	Scott Smith	9
1994	Brian Reed	5
	Troy Trumbo	5
	Curtis Whitney	5
1995	Curtis Whitney	6
1996	Aaron Acuff	5
1997	Scott Downs	8
1998	Jason Chaney	5
1999	Brandon Webb	8
2000	Scott Wade	7
2001	Scott Wade	9
2002	Scott Wade	9
2003	Scott Wade	7
2004	Craig Snipp	8
2005	Andrew Albers	6
2006	Craig Snipp	5
2007	Andrew Albers	5
2008	Andrew Albers	4
	Scott Green	4
2009	Logan Darnell	6
2010	Taylor Rogers	7
2011	Taylor Rogers	7
2012	Taylor Rogers	4
2013	AJ Reed	8
2014	Chandler Shepherd	5
	Andrew Nelson	5
2015	Zack Brown	6
2016	Zack Brown	11
2017	Logan Salow	6

Appearances

1979	Joe Georger	20
1980	Jeff Keener	16
1981	Jeff Keener	24
1982	Jeff Parrett	22
1983	Jay Ray	16
1984	Chris Carroll	19
1985	Jack Savage	21
1986	Steve Culkar	18
1987	Jon Hudson	21
1988	David Voit	34
1989	Tom Deller	18
1990	Lorhn Frazier	24
1991	Lorhn Frazier	26
1992	Lorhn Frazier	29
1993	Brian Reed	30

1994	Adam Shadburne	28
1995	Adam Milburn	27
1996	Scott Downs	25
1997	Aaron Acuff	23
	Matt Borne	23
1998	Ben Shaffar	25
1999	Josh Paxton	26
2000	Jon Hooker	28
2001	Joe Blanton	22
	Jon Hooker	22
2002	Mark Galvin	22
2003	Kalen Gibson	26
	Matt Scott	26
2004	Matt Scott	32
2005	Brock Baber	27
2006	Matt Robinson	22
2007	James Paxton	25
2008	Andrew Albers	31
2009	Logan Darnell	28
2010	Matt Little	24
2011	Alex Phillips	28
2012	Alex Phillips	30
2013	Walter Wijas	27
2014	Spencer Jack	26
2015	Zach Strecker	25
2016	Zach Strecker	22
2017	Logan Salow	31

Games Started

1979	Joe Georger	16
1980	Tim Brandenburg	10
1981	Mark Martin	12
1982	Paul Kilgus	13
	Jeff Parrett	13
1983	Paul Kilgus	12
1984	Jeff Hellman	11
	Jay Ray	11
1985	Jay Ray	12
1986	Vince Tyra	14
1987	Matthew Coleman	13
1988	Doug Sutton	16
1989	Matthew Coleman	14
1990	Rodney Bolton	14
	Larry Luebbers	14
1991	Scott Smith	15
1992	Rodney Henderson	13
	Scott Smith	13
1993	Scott Smith	16
1994	Brian Reed	15
1995	Greg Reid	14
1996	Aaron Acuff	12
	Scott Downs	12
1997	Scott Downs	16
1998	Jason Chaney	14
	Brandon Webb	14
1999	Nathan Kent	18
2000	Scott Wade	18
2001	Rob Corrado	15
	Scott Wade	15
2002	Joe Blanton	14
2003	Scott Wade	16
2004	Seth Stanley	15
2005	Andrew Albers	14
	Kalen Gibson	14
2006	Greg Dombrowski	15
	Craig Snipp	15
	Aaron Tennyson	15
2007	Andrew Albers	15
2008	Greg Dombrowski	15
2009	Chris Rusin	13

	James Paxton	13
2010	Taylor Rogers	14
2011	Alex Meyer	14
2012	Jerad Grundy	16
	Corey Littrell	16
2013	Corey Littrell	14
	AJ Reed	14
	Jerad Grundy	14
2014	AJ Reed	16
2015	Zack Brown	14
	Dustin Beggs	14
2016	Dustin Beggs	14
	Zack Brown	14
	Kyle Cody	14
2017	Sean Hjelle	17

Complete Games

1979	Joe Georger	11
1980	Tim Brandenburg	7
1981	Paul Kilgus	3
1982	Paul Kilgus	6
1983	Paul Kilgus	5
1984	Jay Ray	5
1985	Jay Ray	5
1986	Doug Sutton	3
	Vince Tyra	3
1987	Matthew Coleman	4
1988	Doug Sutton	5
1989	Rodney Bolton	6
1990	Rodney Bolton	8
1991	Scott Smith	5
1992	Mark Thompson	4
1993	Scott Smith	6
1994	Brian Reed	2
1995	Curtis Whitney	3
1996	Scott Downs	4
1997	Scott Downs	7
1998	none	
1999	Nathan Kent	7
2000	Brandon Webb	3
2001	Scott Wade	4
2002	Joe Blanton	3
2003	Heath Castle	2
	Scott Wade	2
2004	James Rodriguez	1
	Seth Stanley	1
2005	Andrew Albers	1
	Greg Dombrowski	1
	Aaron Tennyson	1
2006	Greg Dombrowski	3
	Craig Snipp	3
2007	Chris Rusin	2
2008	Chris Rusin	2
2009	Chris Rusin	4
2010	Logan Darnell	1
	Taylor Rogers	1
2011	Alex Meyer	4
2012	none	
2013	none	
2014	AJ Reed	1
2015	Zack Brown	3
2016	Dustin Beggs	2
2017	Sean Hjelle	1
	Justin Lewis	1

Saves

1979	Kerry Jolly	4
1980	Jeff Parrett	2
1981	Bob Silvanik	6



SINGLE-SEASON RECORDS

BATTING

Games Played

Player, Season	Games
1. Marcus Carson, 2017	66
Connor Heady, 2017	66
Riley Mahan, 2017	66
Tristan Pompey, 2017	66
5. Vince Castaldo, 1988	63
Billy White, 1988	63
Collin Cowgill, 2008	63
Chris Wade, 2008	63
Brian Spear, 2008	63
Sawyer Carroll, 2008	63
Keenan Wiley, 2008	63
Thomas McCarthy, 2012	63
J.T. Riddle, 2012	63
Matt Reid, 2012	63

Games Started

Player, Season	Games
1. Marcus Carson, 2017	66
Connor Heady, 2017	66
Riley Mahan, 2017	66
Tristan Pompey, 2017	66
5. Vince Castaldo, 1988	63
Billy White, 1988	63
Collin Cowgill, 2008	63
Chris Wade, 2008	63
Brian Spear, 2008	63
Thomas McCarthy, 2012	63
J.T. Riddle, 2012	63
Matt Reid, 2012	63

Batting Average

(Min. of two plate appearances per team game)

Player, Season	Avg.
1. Jeff Abbott, 1994	.445
2. Dom Fucci, 1949	.440
3. Dicky Parsons, 1967	.436
4. Brandt Ely, 1983	.422
5. Sawyer Carroll, 2008	.419
6. Derek Bryant, 1971	.408
7. Paul Blandford, 1996	.403
8. Mike Harris, 1991	.389
9. Darrell Saunders, 1976	.384
10. Josh Loggins, 1998	.380
11. Evan White, 2016	.376
Terry Shumpert, 1987	.376
13. Ka'ai Tom, 2015	.375
14. Ryan Wilkes, 2008	.374
15. Evan White, 2017	.373

At Bats

Player, Season	AB
1. Tristan Pompey, 2017	266
2. Chad Green, 1995	263
Austin Cousino, 2014	263
4. Riley Mahan, 2017	262

5. Austin Cousino, 2012	260
6. Chad Green, 1996	256
7. Keenan Wiley, 2008	254
8. Andy Green, 1999	244
Zach Reks, 2017	244
10. Billy White, 1988	243
11. Andy Green, 2000	242
Thomas McCarthy, 2012	242
13. Matt Bragga, 1993	240

Hits

Player, Season	Hits
1. Jeff Abbott, 1994	102
2. Sawyer Carroll, 2008	98
3. Tristan Pompey, 2017	96
4. Mike Harris, 1991	93
5. Chad Green, 1995	92
6. Paul Blandford, 1996	90
7. Andy Green, 2000	89
Josh Loggins, 1998	89
9. Riley Mahan, 2017	88
10. Zach Reks, 2017	86
Chip Rhea, 1996	86
Brad Hindersman, 1993	86
Vince Castaldo, 1988	86
14. Evan White, 2016	85
15. Collin Cowgill, 2008	84
Austin Cousino, 2014	84
Kyle Barrett, 2015	84

Runs Scored

Player, Season	Runs
1. Collin Cowgill, 2008	80
2. Billy White, 1988	74
3. Tristan Pompey, 2017	70
Chad Green, 1996	70
Jeff Abbott, 1992	70
Mike Harris, 1991	70
7. Sawyer Carroll, 2008	69
8. Jeff Abbott, 1994	68
Jeff Michael, 1993	68
Mike Brown, 2007	68
Max Kuhn, 2014	68
12. Antone DeJesus, 2006	67
13. Andy Green, 2000	66
14. Matt Bragga, 1994	64
Terry Shumpert, 1987	64

Doubles

Player, Season	2B
1. Vince Castaldo, 1988	27
2. Evan White, 2017	24
Chris Wade, 2008	24
Jeff Abbott, 1994	24
Mike Botkin, 1982	24
6. Riley Mahan, 2017	23
Jason Colemire, 1998	23
Sawyer Carroll, 2007	23
9. Sawyer Carroll, 2008	22

Ryan Strieby, 2006	22
11. Mark Murphy, 1998	21
Chip Rhea, 1996	21
13. Shaun Lehmann, 2005	20
Bill Sandry, 1981	20
Austin Cousino, 2012	20
Thomas McCarthy, 2012	20

Triples

Player, Season	3B
1. Dick Ramsey, 1949	8
2. Chad Green, 1996	7
Marv Foley, 1974	7
Dave Bait, 1971	7
Allen Feldhaus, 1961	7
6. Rick Norton, 1990	6
Chris Estep, 1988	6
Russ Schueler, 1986	6

Home Runs

Player, Season	HR
1. John Wilson, 1999	23
Jeff Abbott, 1994	23
AJ Reed, 2014	23
4. Chris Gonzalez, 1994	20
Mike Harris, 1991	20
Rick Norton, 1991	20
Randy Clark, 1984	20
Ryan Strieby, 2006	20
9. Sawyer Carroll, 2008	19
Collin Cowgill, 2008	19
Mitch Knox, 1987	19
12. John Wilson, 2000	18
John Shelby, 2006	18

Runs Batted In

Player, Season	RBI
1. Sawyer Carroll, 2008	83
2. Ryan Strieby, 2006	77
3. Sean Coughlin, 2007	73
AJ Reed, 2014	73
5. Rick Norton, 1991	72
6. Riley Mahan, 2017	67
7. John Wilson, 2000	65
8. Jeff Abbott, 1994	64
9. Josh Loggins, 1998	63
10. Chip Rhea, 1996	61
Mitch Knox, 1987	61
Collin Cowgill, 2006	61
13. Collin Cowgill, 2008	60
Clint Arnold, 1986	60

Total Bases

Player, Season	TB
1. Jeff Abbott, 1994	203
2. Sawyer Carroll, 2008	183
3. Mike Harris, 1991	174
4. John Wilson, 1999	170
5. Ryan Strieby, 2006	164



AJ Reed, 2014	164
7. Riley Mahan, 2017	162
8. Josh Loggins, 1998	161
Collin Cowgill, 2008	160
10. Chad Green, 1996	155
11. Rick Norton, 1991	154
12. Paul Blandford, 1996	150

Slugging Percentage

Player, Season	Pct.
1. Jeff Abbott, 1994	.886
2. Sawyer Carroll, 2008	.782
3. Randy Clark, 1984	.763
4. John Wilson, 1999	.756
5. Allen Feldhaus, 1961	.750
6. AJ Reed, 2014	.735
7. Mike Harris, 1991	.728
8. Mitch Knox, 1987	.720
Lance Ray, 2010	.720
10. Mike Agnich, 1984	.706
11. Ryan Strieby, 2006	.704
12. John Wilson, 2000	.700

Walks

Player, Season	BB
1. Brian Spear, 2007	53
2. Collin Cowgill, 2008	49
AJ Reed, 2014	49
4. David Cheatele, 1998	48
5. Tristan Pompey, 2017	46
Ryan Strieby, 2006	46
7. Vince Castaldo, 1988	45
8. Sawyer Carroll, 2008	44
Manny Cervantes, 1991	44
Billy White, 1988	44
11. Brian Spear, 2008	43
Paul Blandford, 1995	43
Max Kuhn, 2014	43
14. Zach Reks, 2017	42
Mark Murphy, 1997	42
Max Reitz, 1992	42
Jeff Abbott, 1991	42

Strikeouts

Player, Season	SO
1. Pookie Jones, 1993	70
2. JaVon Shelby, 2016	67
Chris Estep, 1988	67
4. Chip Rhea, 1996	65
5. Pete Pryor, 1995	63
6. Brian Spear, 2008	62
7. Jay Tedesco, 1995	60
8. Seth Morris, 2000	59
9. Seth Morris, 2002	59
10. Pookie Jones, 1994	57
11. Riley Mahan, 2017	56
Tristan Pompey, 2017	56
Chad Green, 1995	56

On-Base Percentage (Since 1987)

Player, Season	OBP
1. Jeff Abbott, 1992	.533
2. Brian Spear, 2007	.527

3. Blake Feeney, 1990	.516
4. Jeff Abbott, 1991	.515
5. Sawyer Carroll, 2008	.514
6. Mike Harris, 1991	.514
7. Steve Phillips, 1991	.504
8. Mike Harris, 1990	.493
9. Jeff Abbott, 1994	.486
Mike Brown, 2007	.486
11. Collin Cowgill, 2008	.483
12. Jay Tedesco, 1994	.477
13. AJ Reed, 2014	.476
14. Ryan Strieby, 2006	.473

Sacrifice Flies (Since 1987)

Player, Season	SF
1. Jesse Barber, 2004	7
Eddie Brooks, 1993	7
Mark Blythe, 1988	7
Zac Zellers, 2013	7
5. Riley Mahan, 2017	6
Chris Gonzalez, 1994	6
Ryan Wilkes, 2008	6
Chris Wade, 2008	6
Antone DeJesus, 2006	6
Sawyer Carroll, 2007	6
Cameron Flynn, 2012	6
J.T. Riddle, 2012	6
Ka'ai Tom, 2015	6

Sacrifices

Player, Season	SH
1. Chris Wade, 2008	20
2. Chris Wade, 2009	16
3. Connor Heady, 2017	15
4. Troy Squires, 2017	13
Ryan Wilkes, 2007	13
6. Mike Brown, 2007	12
7. Ryan Wilkes, 2008	11
Todd Young, 1995	11
9. Ryan Wilkes, 2006	10
Chad Wright, 2009	10
Matt Reida, 2012	10
12. Casey Gilvin, 2004	9
Antone DeJesus, 2005	9
Collin Cowgill, 2006	9
Chris McClendon, 2008	9
Keenan Wiley, 2009	9
Matt Reida, 2013	9

Stolen Bases

Player, Season	SB
1. Chad Green, 1996	56
2. Chad Green, 1995	54
3. Paul Blandford, 1995	36
4. Anthony Morrow, 1990	35
Jimmy Sherrill, 1977	35
6. Chris Bisson, 2010	32
Terry Shumpert, 1987	32
8. Jeff Michael, 1993	28
Terry Shumpert, 1986	28
10. Andy Green, 2000	27

11. Neiko Johnson, 2010	24
Beau Moore, 1999	24
13. Collin Cowgill, 2008	23
John Shelby, 2005	23

Stolen Base Attempts

Player, Season	SBA
1. Chad Green, 1995	70
2. Chad Green, 1996	67
3. Paul Blandford, 1995	49
4. Paul Blandford, 1996	45
5. Chris Bisson, 2010	39
Anthony Morrow, 1990	39
7. Jeff Michael, 1993	34
Terry Shumpert, 1987	34
Terry Shumpert, 1986	34
10. Andy Green, 2000	33

Hit By Pitches (Since 1988)

Player, Season	HBP
1. Tyler Howe, 2008	27
2. Zac Zellers, 2012	21
Austin Cousino, 2013	21
4. Marcus Carson, 2017	20
Antone DeJesus, 2007	20
Taylor Black, 2010	20
7. Braden Kapteyn, 2011	18
Micheal Thomas, 2013	18
Austin Cousino, 2014	18
10. Mike Brown, 2007	16
11. Storm Wilson, 2014	15
12. Ryan Strieby, 2006	14
Keenan Wiley, 2009	14
Chad Wright, 2011	14
AJ Reed, 2014	14

PITCHING


Earned Run Average

(Min. of one inning pitched per team game)

Player, Season	ERA
1. Jeff Keener, 1981	0.51
2. Ed McCaw, 1975	0.73
3. Glen Dietrich, 1968	1.80
4. Denny Feldhaus, 1968	1.97
5. AJ Reed, 2014	2.09
6. Ed McCaw, 1974	2.38
7. Paul Kilgus, 1983	2.39
8. Dave Voit, 1988	2.48
9. Corey Littrell, 2012	2.74
10. Chandler Shepherd, 2013	2.77
11. Jay Ray, 1983	2.81
12. Greg Dombrowski, 2006	2.83
13. Tim Graven, 1976	2.84

Wins

Player, Season	W
1. Jeff Keener, 1981	13
2. Joe Georger, 1979	12
AJ Reed, 2014	12
4. Sean Hjelle, 2017	11
5. Matthew Coleman, 1987	10
Greg Dombrowski, 2006	10



WE ARE UK



7. Dustin Beggs, 2016	9
Corey Littrell, 2012	9
8. Zack Thompson, 2017	8
10 others	8

Losses

Player, Season	L
1. Jeff Parrett, 1982	12
2. Zack Brown, 2016	11
3. Scott Wade, 2002	9
Scott Wade, 2001	9
Scott Smith, 1993	9
6. Larry Luebbers, 1990	8
Scott Downs, 1997	8
Brandon Webb, 1999	8
Cory Hahn, 2002	8
Craig Snipp, 2004	8
AJ Reed, 2013	8

Win-Loss Percentage

(Min. Eight Decisions)

Player, Season	Pct.
1. Jeff Keener, 1981	.929
2. Joe Georger, 1979	.866
3. AJ Reed, 2014	.857
4. Matthew Coleman, 1987	.833
Greg Dombrowski, 2006	.833
6. Dustin Beggs, 2016	.818
7. David Voit, 1988	.800
Corey Littrell, 2012	.800
9. Lorn Frazier, 1991	.778
10. Josh Paxton, 1999	.750
Brian Reed, 1993	.750
Doug Sutton, 1987	.750

Appearances

Player, Season	G
1. Dave Voit, 1988	34
2. Logan Salow, 2017	31
Andrew Albers, 2008	31
Brian Reed, 1993	30
Alex Phillips, 2012	30
6. Lorn Frazier, 1992	29
7. Adam Shadburne, 1994	28
Paul Morse, 1993	28
Jon Hudson, 1988	28
Jon Hooker, 2000	28
Brock Baber, 2008	28
Logan Darnell, 2009	28
Alex Phillips, 2011	28
Tim Peterson, 2012	28
14. Adam Milburn, 1995	27
Brock Baber, 2005	27
Walter Wijas, 2013	27

Games Started

Player, Season	GS
1. Nathan Kent, 1999	18
Scott Wade, 2000	18
3. Sean Hjelle, 2017	17
4. Justin Lewis, 2017	16
Joe Georger, 1979	16

Doug Sutton, 1988	16
Scott Smith, 1993	16
Scott Downs, 1997	16
Brandon Webb, 1999	16
Brandon Webb, 2000	16
Scott Wade, 2003	16
Corey Littrell, 2012	16
Jerad Grundy, 2012	16
AJ Reed, 2014	16

Complete Games

Player, Season	CG
1. Joe Georger, 1979	11
2. Charlie Loyd, 1961	10
3. Rod Bolton, 1990	8
Tim Brandenburg, 1979	8
Ed McCaw, 1975	8
Ed McCaw, 1974	8
7. Nathan Kent, 1999	7
Scott Downs, 1997	7
Tim Brandenburg, 1980	7
Tim Brandenburg, 1978	7

Saves

Player, Season	Saves
1. Logan Salow, 2017	12
Trevor Gott, 2013	12
3. Trevor Gott, 2012	9
4. Sean Hjelle, 2016	8
Alex Phillips, 2012	8
6. Paul Morse, 1993	8
7. Matt Little, 2010	7
Lorn Frazier, 1992	7
Dave Voit, 1988	7
Jack Savage, 1985	7
Andrew Albers, 2006	7
Aaron Lovett, 2007	7
13. Brock Baber, 2005	6
Bob Silvanik, 1981	6

Innings Pitched

Player, Season	IP
1. Nathan Kent, 1999	126.0
2. Brandon Webb, 2000	112.2
3. AJ Reed, 2014	112.0
4. Rod Bolton, 1990	111.2
5. Sean Hjelle, 2017	108.2
6. Craig Snipp, 2006	106.0
7. Scott Downs, 1997	105.2
8. Brian Reed, 1994	104.2
9. Joe Georger, 1979	104.0
10. Lorn Frazier, 1993	103.2
11. Scott Wade, 2001	103.0
12. Greg Dombrowski, 2006	101.2
13. Alex Meyer, 2011	101.0

Hits/9 Innings (Min. 45 Innings)

Player, Season	H/9
1. Jeff Keener, 1981	3.93
2. Zack Thompson, 2017	5.95
3. Logan Salow, 2017	6.02
4. Jeff Keener, 1980	6.19
5. Timothy Brandenburg, 1980	6.29
6. Dave Voit, 1988	6.61
7. Chris Carroll, 1985	6.94
8. Alex Meyer, 2011	6.95

9. Dustin Beggs, 2016	7.11
10. Andrew Albers, 2008	7.19
11. Jack Savage, 1985	7.42
12. Paul Morse, 1993	7.61
13. Justin Lewis, 2017	7.62

Walks

1. Jeff Parrett, 1982	78
2. Rodney Henderson, 1991	63
3. Doug Sutton, 1988	61
4. Timothy Terry, 1979	60
5. Greg Reid, 1995	56
Timothy Brandenburg, 1979	56
7. Ben Shaffar, 1999	55
8. Jeff Keener, 1980	54
9. Matthew Coleman, 1989	53
10. Tom Deller, 1988	50

Strikeouts

Player, Season	SO
1. Joseph Blanton, 2002	133
2. Brandon Webb, 2000	123
3. Rod Bolton, 1990	121
4. Nathan Kent, 1999	116
5. James Paxton, 2009	115
6. Brian Reed, 1994	113
7. Brian Reed, 1993	112
8. Alex Meyer, 2011	110
9. Chris Rusin, 2009	108
Ben Shaffar, 1999	108
11. Sean Hjelle, 2017	102
Scott Downs, 1995	102

Hit Batsmen (Since 1987)

Player, Season	HBP
1. Brandon Webb, 2000	20
2. Brian Reed, 1994	16
3. Zack Thompson, 2017	14
4. Matthew Coleman, 1989	13
5. Sean Hjelle, 2017	12
6. Mark Michael, 2001	11
Ben Shaffar, 1999	11
Jason Chaney, 1998	11
Brian Reed, 1993	11
Lorn Frazier, 1993	11
Taylor Rogers, 2012	11

*Active Player

NO-HIT GAMES

Jerry Sharp: 4.11.1959, vs. Tennessee (W, 6-2)
Mike Howell: 5.9.1960, vs. Centre (W, 7-0)
John Bowling: 4.9.1974, vs. Georgia State (W, 3-0)



CAREER RECORDS

BATTING

Average (Min. 300 at-bats)

1. Sawyer Carroll	2007-08	.386
2. Jeff Abbott	1991-94	.380
3. Mike Harris	1989-91	.366
4. Josh Loggins	1997-98	.364
5. Evan White	2015-17	.356
6. Randy Clark	1984-85	.355
7. Ka'ai Tom	2014-15	.352
8. John Wilson	1998-2000	.348
9. Paul Blandford	1995-96	.346
Bill Sandry	1981-82	.346
11. Zach Reks	2016-17	.344

Games

1. Andy Green	1997-2000	228
2. Aaron McGlone	1997-2000	222
3. Ryan Wilkes	2005-08	215
4. Keenan Wiley	2007-10	214
Matt Reid	2011-14	214
6. Darin Rieman	1988-90	212
7. Spencer Graeter	2001-04	208
8. Jay Tedesco	1994-97	205
Jeff Michael	1990-93	205
10. Mike Botkin	1979-82	203

Games Started

1. Andy Green	1997-2000	225
2. Aaron McGlone	1997-2000	212
3. Ryan Wilkes	2005-08	208
Darin Rieman	1988-90	208
5. Spencer Graeter	2001-04	199
Matt Reid	2011-14	199
7. Jay Tedesco	1994-97	195
8. Keenan Wiley	2007-10	189
Jeff Michael	1990-93	189
10. Billy Thompson	1990-93	184
11. Austin Cousino	2012-14	178
12. AJ Reed	2012-14	168
13. Rick Norton	1988-91	166
14. JaVon Shelby	2014-16	161
John Wilson	1998-2000	161

At Bats

1. Andy Green	1997-2000	908
2. Aaron McGlone	1997-2000	840
3. Spencer Graeter	2001-04	759
4. Keenan Wiley	2007-10	751
Jay Tedesco	1994-97	741
6. Darin Rieman	1988-90	735
Mike Botkin	1979-82	735
8. Austin Cousino	2012-14	732
9. Ryan Wilkes	2005-08	723
10. Billy Thompson	1990-93	676
11. Matt Reid	2011-14	672
12. Evan White	2015-17	655
13. Chad Green	1994-96	653
14. Jeff Michael	1990-93	652

Runs

1. Andy Green	1997-2000	199
2. Jeff Abbott	1991-94	182
3. Aaron McGlone	1997-2000	179
4. Collin Cowgill	2005-06, 08	166
5. Austin Cousino	2012-14	161
6. Chad Green	1994-96	160
7. Jay Tedesco	1994-97	158
Mike Harris	1989-91	158
9. Jeff Michael	1990-93	156
10. Billy Thompson	1990-93	155
11. John Wilson	1998-2000	154
12. Ryan Wilkes	2005-08	146
Billy White	1988-89	146
Mike Botkin	1979-82	146

Hits

1. Andy Green	1997-2000	277
2. Aaron McGlone	1997-2000	274
3. Mike Botkin	1979-82	241
4. Evan White	2015-17	233
Spencer Graeter	2001-04	233
6. Jeff Abbott	1991-94	232
7. Keenan Wiley	2007-10	230
Ryan Wilkes	2005-08	226
9. Jay Tedesco	1994-97	223
10. Austin Cousino	2012-14	216
11. Chad Green	1994-96	215
12. Mike Harris	1989-91	214
13. John Wilson	1998-2000	212
Brad Hindersman	1991-94	212
15. Chad Wright	2009-11	211

Doubles

1. Mike Botkin	1979-82	65
2. Spencer Graeter	2001-04	54
3. Jay Tedesco	1994-97	52
4. Evan White	2015-17	51
Jeff Abbott	1991-94	51
Darin Rieman	1988-90	51
7. Aaron McGlone	1997-2000	49
8. Brad Hindersman	1991-94	47
Andy Green	1997-2000	47
Austin Cousino	2012-14	47
11. Sawyer Carroll	2007-08	45
12. John Wilson	1998-2000	44
Mark Murphy	1995-98	44

Triples

1. Chad Green	1994-96	12
2. Antone DeJesus	2005-07	11
3. Mike Harris	1989-91	10
4. Rick Norton	1988-91	9
5. John Wilson	1998-2000	8
Josh Loggins	1997-98	8
Mike Botkin	1979-82	8
8. Russ Schueler	1985-86	7
Chad Estep	1986-88	7
John Shelby	2004-06	7

Austin Cousino	2012-14	7
Riley Mahan	2015-17	7

Home Runs

1. John Wilson	1998-2000	50
2. AJ Reed	2012-14	40
3. Aaron McGlone	1997-2000	39
4. Collin Cowgill	2005-06, 08	37
Jeff Abbott	1991-94	37
Mitch Knox	1986-87	37
Randy Clark	1984-85	37
8. Jeff Shartzter	1979-81	36
9. Mark Blythe	1986-89	35
10. Jay Tedesco	1994-97	34
Chad Estep	1986-88	34
12. John Shelby	2004-06	33

Runs Batted In

1. Aaron McGlone	1997-2000	177
2. AJ Reed	2012-14	168
3. Mike Botkin	1979-82	162
4. Mitch Knox	1986-87	157
5. Jay Tedesco	1994-97	155
Brad Hindersman	1991-94	155
Rick Norton	1988-91	155
8. John Wilson	1998-2000	154
9. Darin Rieman	1988-90	151
10. Collin Cowgill	2005-06, 08	140
11. Sawyer Carroll	2007-08	139
12. Mark Blythe	1986-89	134
13. Mike Harris	1989-91	133
14. Ryan Wilkes	2005-08	132

Total Bases

1. Aaron McGlone	1997-2000	444
2. John Wilson	1998-2000	422
3. Jeff Abbott	1991-94	406
4. Andy Green	1997-2000	395
5. Mike Botkin	1979-82	388
6. Jay Tedesco	1994-97	381
7. Mike Harris	1989-91	360
8. AJ Reed	2012-14	356
9. Evan White	2015-17	345
10. Mitch Knox	1986-87	344
11. Brad Hindersman	1991-94	342
Darin Rieman	1988-90	342

Slugging Percentage

(Min. 300 at-bats)

1. Randy Clark	1984-85	.707
2. John Wilson	1998-2000	.693
3. Jeff Abbott	1991-94	.666
4. Josh Loggins	1997-98	.664
5. Sawyer Carroll	2007-08	.656
6. Sean Coughlin	2006-07	.630
7. Steven Clark	1989-91	.625
8. Mike Harris	1989-91	.615
9. Bill Sandry	1981-82	.611
10. Chris Gonzalez	1993-94	.598



Walks

1. Aaron McGlone	1997-2000	134
2. Darin Rieman	1988-90	128
3. Ryan Wilkes	2005-08	119
4. Collin Cowgill	2005-06, 08	116
5. Jay Tedesco	1994-97	115
6. Mike Botkin	1979-82	112
7. Jeff Abbott	1991-94	108
8. Mike Harris	1989-91	106
9. Spencer Graeter	2001-04	103
10. Robert Buchanan	1995-88	101
11. Jeff Michael	1990-93	100
12. AJ Reed	2012-14	99
13. Rick Norton	1988-91	96
JaVon Shelby	2014-16	96

Strikeouts

1. Jay Tedesco	1994-97	185
2. Seth Morris	2000-02	172
3. Pookie Jones	1992-94	162
Darin Rieman	1988-90	162
5. JaVon Shelby	2014-16	160
6. Chip Rhea	1994-96	152
7. Billy Thompson	1990-93	144
8. Ryan Wilkes	2005-08	143
9. Matt Reid	2012-14	141
10. Rick Norton	1988-91	140
AJ Reed	2012-14	140

On-Base pct.

(Min. 300 at-bats - Since 1987)

1. Sawyer Carroll	2007-08	.483
2. Jeff Abbott	1991-94	.473
3. Mike Harris	1989-91	.467
4. Brian Spear	2007-08	.459
5. Vince Castaldo	1988-90	.445
6. John Wilson	1998-2000	.443
7. Collin Cowgill	2005-06, 08	.441
8. Paul Blandford	1995-96	.438
9. Pete Pryor	1995-96	.434
Sean Coughlin	2006-07	.434
Antone DeJesus	2005-07	.434

Sacrifice Flies

(Since 1987)

1. Ryan Wilkes	2005-08	19
2. Jeff Michael	1990-93	16
3. Antone DeJesus	2004-2007	14
4. Rick Norton	1988-91	12
5. Sawyer Carroll	2007-08	11
Collin Cowgill	2005-06, 08	11
Eddie Brooks	1992-94	11
Sam Taylor	1988-89	11
9. Riley Mahan	2015-17	10
Darin Rieman	1988-90	10
Mark Blythe	1986-89	10
12. Evan White	2015-17	9
Storm Wilson	2014-17	9
Marcus Nidiffer	2007-10	9
Jesse Barber	2002-05	9
Jeff Abbott	1991-94	9

Chris Gonzalez	1993-94	9
Michael Bertram	2003-06	9
AJ Reed	2012-14	9

Sacrifices

1. Ryan Wilkes	2005-08	40
2. Keenan Wiley	2007-10	28
3. Matt Reid	2011-14	27
4. Justin Scutchfield	2003-06	25
5. Andy Green	1997-2000	24
Antone DeJesus	2004-07	24
Matt Reid	2011-13	24
8. Jeff Michael	1990-93	23
9. Michael Bertram	2003-06	23
10. Connor Heady	2014-17	21
Troy Squires 2015-	21	
Chad Wright	2009-11	21
13. Chris Wade	2008-09	20

Hit by Pitch

1. Austin Cousino	2012-13	347
2. Storm Wilson	2014-17	39
Thomas Bernal	2012-15	39
4. Keenan Wiley	2008-11	38
5. Antone DeJesus	2005-07	36
6. Braden Kapteyn	2009-11	33
7. Zac Zellers	2012-13	32
8. Tyler Howe	2007-08	31
9. Chad Wright	2009-11	28
10. Marcus Carson	2014-17	27
Taylor Black	2010-11	27
Collin Cowgill	2005-06, 08	27
13. Justin Scutchfield	2004-06	25
14. JaVon Shelby	2014-16	24
15. Luke Maile	2010-12	23

Stolen Bases

1. Chad Green	1994-96	126
2. Andy Green	1997-2000	81
3. Paul Blandford	1995-96	66
Terry Shumpert	1985-87	66
5. Beau Moore	1998-01	56
6. Chris Bisson	2008-10	48
Austin Cousino	2012-14	48
8. Anthony Morrow	1989-90	47
9. Jeff Michael	1990-93	42
John Shelby	2004-06	42
11. Chad Wright	2009-11	38
Billy White	1988-89	38
13. Antone DeJesus	2004-07	37
14. Mike Harris	1989-91	36

Stolen Base Attempts

1. Chad Green	1994-96	155
2. Andy Green	1997-2000	103
3. Paul Blandford	1995-96	94
4. Terry Shumpert	1985-87	74
5. Beau Moore	1998-01	70
6. Chris Bisson	2008-10	60
7. Jeff Michael	1990-93	56
8. Anthony Morrow	1989-90	54
John Shelby	2004-06	54

10. Billy White	1988-89	53
11. Austin Cousino	2012-14	51

PITCHING

Earned Run Average

(Min. 75 inn.)

1. Jeff Keener	1980-81	2.01
2. Trevor Gott	2011-13	2.30
3. AJ Reed	2012-14	2.83
4. Joe Georger	1979	2.86
5. Alex Phillips	2011-12	3.08
6. Justin Lewis 2016-	3.19	
7. David Voit	1986-88	3.23
8. Dustin Beggs	2015-16	3.32
9. Aaron Lovett	2007-08	3.38
10. Matt Fisher	1990-92	3.39
11. Logan Salow	2014-17	3.40
12. Paul Kilgus	1981-84	3.42
13. Zack Thompson 2017-	3.45	

Wins

1. Jay Ray	1982-85	24
2. Chris Rusin	2006-09	23
Greg Dombrowski	2005-08	23
Lorhn Frazier	1990-93	23
5. Matthew Coleman	1986-89	22
6. Corey Littrell	2011-13	21
7. Andrew Albers	2005-08	20
Jeff Keener	1980-81	20
Paul Kilgus	1981-84	20
10. AJ Reed	2012-14	19
11. Doug Sutton	1986-88	18
12. Adam Shadburne	1993-96	17
Scott Downs	1995-97	17
Josh Paxton	1996-2000	17
Scott Wade	2000-03	17
Kyle Cody	2013-15	17

Losses

1. Scott Wade	2000-03	32
2. Craig Snipp	2002-06	21
3. Paul Kilgus	1981-84	20
4. Jeff Parrett	1980-83	19
Tom Deller	1986-89	19
6. Taylor Rogers	2010-12	18
Zack Brown	2014-16	18
8. Brandon Webb	1998-2000	16
9. Vince Tyra	1985-88	15
Matthew Coleman	1986-89	15



Win-Loss Percentage

1.	Greg Dombrowski	2005-08	.821
2.	Jeff Keener	1980-81	.800
3.	Sean Hjelle	2016-	.750
4.	Dustin Beggs	2015-16	.727
5.	Lorhn Frazier	1990-93	.719
6.	Dylan Dwyer	2013-16	.714
7.	Chandler Shepherd	2012-14	.684
8.	Chris Rusin	2006-09	.677
9.	Brian Reed	1991-94	.667
10.	Josh Paxton	1997-2000	.654
	Kyle Cody	2013-16	.654
12.	Doug Sutton	1986-88	.643

Appearances

1.	Lorhn Frazier	1990-93	104
2.	Brock Baber	2005-08	98
3.	Logan Salow	2014-17	94
4.	Josh Paxton	1997-2000	92
5.	Jon Hooker	1998-01	82
6.	Andrew Albers	2005-08	81
	Walter Wijas	2010-13	81
8.	Aaron Tennyson	2003-06	77
9.	Scott Smith	1990-93	73
10.	Adam Shadburne	1993-96	71
11.	Scott Wade	2000-03	70
	Brian Reed	1991-94	70
13.	Trevor Gott	2011-13	69
14.	Craig Snipp	2003-06	68

Games Started

1.	Scott Wade	2000-03	60
2.	Scott Smith	1990-93	49
3.	Brandon Webb	1998-2000	46
4.	Chris Rusin	2006-09	45
	Greg Dombrowski	2005-08	45
	Paul Kilgus	1981-84	45
7.	Corey Littrell	2011-13	43
8.	Taylor Rogers	2010-12	42
	Kyle Cody	2013-16	42
10.	Jay Ray	1982-85	40
	Scott Downs	1995-97	40
12.	Tom Deller	1986-89	39
	Matthew Coleman	1986-89	39
14.	Rob Corrado	2000-02	37
	Vince Tyra	1985-88	37

Complete Games

1.	Paul Kilgus	1981-84	18
2.	Jay Ray	1982-85	17
3.	Rodney Bolton	1989-90	14
4.	Scott Downs	1995-97	13
	Scott Smith	1990-93	13
6.	Joe Georger	1979	11
7.	Doug Sutton	1986-88	9
	Jeff Parrett	1980-83	9
9.	Chris Rusin	2006-09	8
	Scott Wade	2000-03	8

Saves

1.	Trevor Gott	2011-13	23
2.	Logan Salow	2014-17	16
3.	Lorhn Frazier	1990-93	15
4.	Paul Morse	1993-94	13
5.	Andrew Albers	2005-08	12
6.	Brock Baber	2005-08	11
	Jon Hooker	1998-01	11
	David Voit	1986-88	11
9.	Jack Savage	1983-85	10
	Alex Phillips	2011-12	10
11.	Spencer Jack	2014-15	9
12.	Sean Hjelle	2016-	8
	Braden Kapteyn	2009-11	8
	Aaron Lovett	2007-08	8
	Adam Shadburne	1993-96	8

Innings Pitched

1.	Scott Wade	2000-03	357
2.	Scott Smith	1990-93	344.1
3.	Chris Rusin	2006-09	302.1
4.	Paul Kilgus	1981-84	300.1
5.	Jay Ray	1982-85	298
6.	Greg Dombrowski	2005-08	282
7.	Brandon Webb	1998-2000	277.2
8.	Tom Deller	1986-89	261.2
	Corey Littrell	2011-13	261.2
10.	Scott Downs	1995-97	260
11.	Lorhn Frazier	1990-93	251

Hits/9 Innings

(Min. 75 Innings)

1.	Jeff Keener	1980-81	5.11
2.	Zack Thompson	2017-	5.95
3.	Tim Brandenburg	1979-80	7.42
4.	Chris Carroll	1982-85	7.43
5.	Justin Lewis	2016-	7.45
6.	Dustin Beggs	2015-16	7.48
7.	David Voit	1986-88	7.57
8.	Logan Salow	2014-17	7.75
9.	Jack Savage	1983-85	7.94
10.	Wm. VanLandingham	1989-91	7.97
11.	Paul Morse	1993-94	8.05
12.	Alex Meyer	2009-11	8.10

Walks

1.	Jeff Parrett	1980-83	169
2.	Tom Deller	1986-89	160
3.	Greg Reid	1994-97	153
4.	Paul Kilgus	1981-84	139
5.	Vince Tyra	1985-88	138
6.	Rodney Henderson	1990-92	135
7.	Matthew Coleman	1986-89	132
8.	Doug Sutton	1986-88	129
9.	Alex Meyer	2009-11	127
10.	Brandon Webb	1998-2000	120
	Jay Ray	1982-85	120

Strikeouts

1.	Scott Downs	1995-97	293
2.	Chris Rusin	2006-09	274
3.	Brian Reed	1991-94	271
4.	Brandon Webb	1998-2000	259
5.	Alex Meyer	2009-11	253
6.	Scott Smith	1990-93	242
7.	Joe Blanton	2000-02	231
8.	Scott Wade	2000-03	227
9.	Corey Littrell	2011-13	215
10.	Rodney Bolton	1989-90	206
11.	Craig Snipp	2003-06	203
12.	Lorhn Frazier	1990-93	202
13.	Tom Deller	1986-89	199

Hit Batsmen

1.	Brandon Webb	1998-2000	39
2.	Craig Snipp	2003-06	30
3.	Brian Reed	1991-94	28
4.	Alex Meyer	2009-11	27
	Scott Smith	1990-93	27
6.	Greg Dombrowski	2005-08	26
7.	Chris Rusin	2006-09	24
8.	Andrew Albers	2005-08	23
	Scott Wade	2000-03	23
10.	Braden Kapteyn	2009-11	22
	Josh Paxton	1997-2000	22

*Active Player



TEAM RECORDS

Longest Winning Streaks

Rk	Games	Year
1.	22	2012
2.	19	2008
	19	2007
4.	15	2000
5.	13	1992
6.	11	1959-60
7.	10	1996
	10	1990
	10	1986-87
	10	1965
	10	1961
	10	1911

Longest Losing Streaks

Rk	Games	Years
1.	16	1955-56
2.	13	1956
	13	1957
4.	12	2002
5.	11	1934-39
6.	9	1992-93
	9	1946-47
8.	8	2004
	8	1998-99
	8	1990
	8	1925

Consecutive Games Without Being Shutout

Rk	Games	Years
1.	124	1997-99
2.	105	2003-05
3.	94	1993-95
	94	1958-62
5.	85	1903-08
6.	82	2015-16
7.	76	2016-17
8.	74	1995-96
9.	64	1983-84
10.	56	1978-80
	56	1989-90

Most Runs Scored

Rk	Opponent	Date	Runs
1.	Eastern Kentucky	1978	30
2.	Tennessee-Martin	3/10/2007	27
3.	Marshall	4/9/1996	26
4.	Cincinnati	3/24/1983	25
5.	Vanderbilt	5/2/1993	24
	Southern Illinois	4/14/1992	24
	Centre	4/10/1965	24
	Transylvania	4/26/1960	24
	Xavier	5/16/1939	24
10.	Tennessee Tech	4/4/2001	23
	Morehead State	4/6/1984	23
	Eastern Kentucky	1977	23

Largest Margin of Victory

Rk	Opponent	Date	Margin
1.	Tennessee-Martin	3/10/2007	27 (27-0)
2.	Cincinnati	3/24/1983	25 (25-0)
3.	Centre	4/10/1965	24 (24-0)
4.	Tennessee Tech	4/4/2001	21 (23-2)
	Marshall	4/9/1996	21 (26-5)
	Transylvania	4/26/1960	21 (24-3)
	Eastern Normal	5/12/1928	21 (21-0)
8.	Georgia State	3/16/1971	20 (22-2)
	Cincinnati	3/30/1907	20 (22-2)
10.	Eastern Kentucky	1978	19 (30-11)
	Georgetown Coll.	4/27/1946	19 (19-0)
	Georgetown Coll.	5/13/1912	19 (22-3)

SEASON RECORDS (SINCE 1979)

Batting

Average	.321	1988
At Bats	2235	2017
Runs	510	2008
Hits	706	2017
Doubles	152	2008
Triples	22	2007
Home Runs	110	1994
RBI	461	2008
Total Bases	1129	1994
Slugging Pct.	.549	1994
Walks	337	2006
Hit by Pitch	109	2014
Strikeouts	490	1995
On-base Pct.	.444	1991
Sacrifice Flies	38	2008
Sacrifice Hits	75	2008
Stolen Bases	142	1996
Steal Attempts	199	1996

Pitching

Earned Run Avg.	3.37	1983
Complete Games	20	1979
Shutouts	5	2000
	5	1979
Saves	22	2012
Innings Pitched	576.2	2017
Hits Allowed	299	1983
Runs Allowed	163	1983
Earned Runs	124	1983
Walks	140	2006
Strikeouts	583	2017
Doubles	73	2006
Triples	4	2007
Home Runs	31	2006
Batting Avg. Against	.230	2017
Wild Pitches	26	2005
Hit Batsmen	34	1988
Balks	0	1995

Fielding

Putouts	1730	2017
Assists	797	2006
Errors	60	1980
Fielding Pct.	.976	2012



The 2017 Wildcats set a new school single-season record for hits, pounding out 706 on the season.



UK IN EXTRA INNING GAMES (SINCE 2003)

2/15/2003	vs. George Washington	W, 3-2 (11)
3/1/2003	*vs. Eastern Illinois	L, 3-4 (10)
3/2/2003	*at UAB	L, 2-3 (10)
3/14/2003	at Ole Miss	L, 2-3 (10)
4/27/2003	vs. Georgia	L, 0-12 (10)
5/9/2003	vs. Vanderbilt	L, 5-7 (10)
5/11/2003	vs. Vanderbilt	W, 6-5 (10)
2/29/2004	vs. Memphis	W, 2-1 (12)
3/21/2004	at No. 7 Auburn	L, 2-3 (10)
5/15/2004	vs. Alabama	W, 9-8 (12)
2/25/2005	vs. Buffalo	W, 4-3 (10)
4/10/2005	vs. No. 25 Tennessee	L, 9-10 (10)
4/13/2005	vs. Louisville	W, 4-3 (10)
4/21/2006	vs. No. 7 S. Carolina	W, 10-9 (11)
4/13/2007	vs. No. 1 Vanderbilt	L, 8-10 (12)
4/27/2007	vs. Georgia	W, 8-7 (12)
4/8/2008	vs. Louisville	W, 7-6 (12)
4/20/2008	vs. No. 24 Florida	W, 3-2 (10)
5/3/2008	vs. LSU	L, 1-3 (10)
5/12/2008	at Murray State	W, 4-3 (10)
5/17/2008	vs. Ole Miss	L, 5-7 (11)
3/17/2009	at New Orleans	W, 5-4 (11)
4/17/2009	*at Mississippi State	W, 5-4 (11)
4/18/2009	*at Mississippi State	L, 3-4 (10)
5/9/2009	vs. Auburn	W, 6-5 (10)
5/11/2010	at Indiana	L, 17-18 (10)
4/2/2011	at No. 3 S. Carolina	L, 3-4 (10)
5/8/2012	at Indiana	W, 6-5 (12)
6/1/2012	^vs. No. 25 Kent St.	L, 6-7 (21)
3/29/2013	vs. Georgia	W, 3-2 (10)
4/2/2013	at No. 9 Louisville	W, 5-4 (10)
4/20/2013	at No. 14 S. Carolina	L, 6-7 (11)
4/23/2013	at Western Kentucky	L, 2-3 (18)
3/7/2014	vs. Ball State	L, 8-10 (10)
3/15/2014	at Alabama	L, 3-5 (10)
5/11/2014	*vs. Auburn	W, 6-5 (10)
5/13/2014	*at Murray State	L, 3-4 (12)
5/22/2014	&vs. No. 17 Miss. State	W, 7-6 (12)
2/27/2015	vs. Nebraska-Omaha	W, 6-5 (14)
3/15/2015	at No. 7 South Carolina	L, 4-6 (10)
3/27/2015	at No. 1 LSU	W, 5-4 (12)
3/29/2015	at No. 1 LSU	W, 12-10 (11)
4/14/2015	vs. Western Kentucky	L, 3-5 (10)
4/28/2015	at No. 3 Louisville	L, 1-2 (10)
5/10/2015	vs. Georgia	L, 1-6 (10)
3/6/2016	vs. Buffalo	W, 9-8 (10)
3/27/2016	vs. No. 1 Florida	W, 5-4 (10)
4/22/2016	vs. Arkansas	L, 0-1 (10)
5/8/2016	vs. No. 2 South Carolina	W, 5-4 (12)
3/8/2017	at Cincinnati	L, 1-2 (10)

*: denotes back-to-back games
 &: denotes SEC Tournament game
 ^: denotes NCAA Tournament game



Kentucky's 21-inning affair against Kent State in the 2012 NCAA Tournament remains one of the longest games in NCAA Division I history.



Matt Reida scored the walk-off run in the bottom of the 12th inning as UK beat No. 17 Miss. State in the 2014 SEC Tournament.



KEITH MADISON

Keith Madison, the winningest coach in the history of Kentucky baseball, walked away from Kentucky in 2003 after 25 seasons and 735 career victories. He had coached 85 players who were drafted or signed professional baseball contract, including fifty-one of his players were selected in the top 25 rounds and 14 who eventually reached the major league level. He also spearheaded the grand opening of a new 3,000-seat \$4.2 million Cliff Hagan Stadium.

A native of Brownsville, Ky., Madison became UK's 22nd head baseball coach on June 7, 1978, at the young age of 26. When he left, he was the third-winningest coach in SEC history behind only legends Ron Polk and Skip Bertman.

In 25 seasons Madison certainly left his mark, not only on the Kentucky baseball program, but also on the national college baseball scene. In Lexington, he oversaw and helped raise money for several of the baseball program facilities, including Kentucky baseball's home site, Cliff Hagan Stadium at Shively Field.

On the national scene, Madison was recognized in 1995 for his knowledge, integrity and concern for college baseball at the American Baseball Coaches Association convention when his peers elected him the organization's fourth vice-president. He eventually served as the president in 2000.



That year, he ran the national convention in Atlanta, drawing the largest turnout in history with over 3,500 in attendance. He continues to serve on the ABCA board and is the director of the South Region which is comprised of 36 institutions.

Madison has also worked with USA Baseball, serving as the national team's pitching coach during the summer of 1999.

Furthermore, two Wildcats under Madison's tenure, Chad Green and John Wilson, competed internationally for the United States. Green was a member of the '96 U.S. Olympic Team, while Wilson traveled throughout the country and to Japan as a national team member.

A philosophy of team unity, character building, sportsmanship and integrity was the cornerstone for Madison's long-standing success in the Bluegrass.

He brought his blueprint for building a successful collegiate baseball program to Kentucky's campus and unveiled a philosophy to run a class program by emphasizing academic success and personal responsibility both on and off the field. The desired results were immediate.

Taking over a program that had just finished last in the SEC Eastern Division and had set the school record for most losses in a season, Madison guided his first team to a 29-18 mark in 1979 and set a school record for most wins in a season.

Over his 25 seasons, UK averaged 29 wins a season and advanced to the NCAA Tournament in 1988 and 1993, with the 1988 berth representing the school's first national tournament appearance in 38 years. After setting the school record for wins in his first season, Madison improved that mark from 39 wins in 1981 to 41 in 1991.

Through all the success, Madison guided nine All-Americans (10 selections), six Honorable Mention All-Americans, 20 first-team All-SEC players and an impressive 89 SEC academic honors selections. He placed 16 players on SEC All-Tournament teams, including the 1981 MVP, Jeff Keener. Keener also led the nation in lowest earned run average that season, posting a 0.51 ERA. Not just a prominent pitching coach, Madison also coached three .400 hitters and his 1994 team led the nation with 110 home runs.

BY THE NUMBERS

Victories

- 735 wins ranks fourth in SEC history
- 264 SEC victories
- 41 wins in 1991 set the then-single-season win record at Kentucky

Wildcats in the Pros

- 85 were either drafted or signed professional baseball contracts
- 24 were taken in the top 10 rounds
- 12 selected in the top five rounds
- 3 selected in the first round
- 14 reached Major League Baseball

All-Southeastern Conference

- 44 All-SEC selections
- 18 first-team All-SEC honors
- 16 voted to SEC All-Tournament teams
- 1 SEC Tournament Most Valuable Player, Jeff Keener.

All-Americans

- 9 All-Americans
- 2 first-team All-Americans, Jeff Abbott and Chad Green
- 6 honorable mention All-America selections
- 1 NCAA statistical champion, Jeff Keener, who led the nation with a 0.51 ERA in 1981

Academic Honors

- 2 GTE Academic All-Americans
- 89 Academic All-SEC selections





UK IN THE MLB DRAFT



Draftees

Year	Rd	Over	Name	Pos	Organization
1965	3	44	Jim Monin	SS	Houston Astros
1973*	9	135	Ron Sciarro	P	Pittsburgh Pirates
1973	8	191	Derek Bryant	OF	Oakland Athletics
1974	20	454	John Bowling	P	Pittsburgh Pirates
1975^	1	5	Everett Murray	OF	Baltimore Orioles
1975	17	395	Marv Foley	C	Chicago White Sox
1975	27	604	Steve Bush	SS	Chicago Cubs
1977	11	277	Leroy Robbins	OF	Oakland Athletics
1978	17	423	Steve Roberts	OF	San Francisco Giants
1979	14	339	Joe Georger	P	Seattle Mariners
1979	21	524	Steven Roberts	3B	Oakland Athletics
1981	7	162	Jeff Keener	P	St. Louis Cardinals
1981	27	670	Jim Leopold	P/OF	San Diego Padres
1982	12	302	Mike Botkin	OF	Houston Astros
1982	16	410	Mark Mangione	SS	Los Angeles Dodgers
1982	21	537	Jeff Parrett	P	Montreal Expos
1982	23	584	Bill Sandry	1B	Chicago White Sox
1983	9	236	Jeff Parrett	P	Milwaukee Brewers
1984	18	470	Dan Seihorst	C	Chicago White Sox
1984	43	821	Paul Kilgus	P	Texas Rangers
1985	8	194	Jack Savage	P	Los Angeles Dodgers
1985	13	332	Joe Farmer	P	St. Louis Cardinals
1985	15	376	Jay Ray	P	Los Angeles Dodgers
1985	27	700	Chris Carroll	P	New York Yankees
1985	28	706	Rick Campbell	SS	Cincinnati Reds
1986	16	408	Russ Schueler	SS	Montreal Expos
1986	29	707	Steve Culkar	P	Pittsburgh Pirates
1987	2	41	Terry Shumpert	2B	Kansas City Royals
1987	14	350	Steve Culkar	P	Baltimore Orioles
1987	40	1008	Don Ray	OF	Kansas City Royals
1988	7	181	Doug Sutton	P	Minnesota Twins
1988	12	304	Chris Estep	OF	Pittsburgh Pirates
1988	19	497	Dave Voit	P	Milwaukee Brewers
1988	20	520	Jon Hudson	P	New York Mets
1988	33	848	John Marshall	1B/3B	Philadelphia Phillies
1989	3	68	Billy White	SS	Chicago Cubs
1989	14	350	Sam Taylor	OF	Philadelphia Phillies
1989	39	1016	Matt Coleman	P	Detroit Tigers
1989	40	1040	Tom Deiler	P	Pittsburgh Pirates
1990	8	210	Larry Luebbers	P	Cincinnati Reds
1990	13	337	Rod Bolton	P	Chicago White Sox
1990	18	467	Brandon Wilson	SS	Chicago White Sox
1990	33	867	Vince Castaldo	3B	Milwaukee Brewers
1991	4	105	Mike Harris	1B	Milwaukee Brewers
1991	5	142	Billy Vanlandingham	P	San Francisco Giants
1991	18	490	Rick Norton	3B	Oakland Athletics
1992	2	41	Rod Henderson	P	Montreal Expos
1992	2	65	Mark Thompson	P	Colorado Rockies
1993	22	613	Billy Thompson	C	Detroit Tigers
1993	23	651	Jeff Michael	SS	Baltimore Orioles
1993	32	899	Scott Smith	P	Texas Rangers
1993	32	901	Jeff Abbott	OF	Chicago White Sox
1994	4	117	Jeff Abbott	OF	Chicago White Sox
1994	5	130	Eddie Brooks	2B	Pittsburgh Pirates
1994	14	378	Pookie Jones	OF	Colorado Rockies
1994	19	519	Paul Morse	P	Minnesota Twins
1996	1	8	Chad Green	OF	Milwaukee Brewers
1996	10	280	Paul Blandford	2B	Montreal Expos
1996	19	572	Adam Milbum	P	Atlanta Braves
1996	25	736	Adam Shadburne	P	Philadelphia Phillies
1996	26	767	Pete Pryor	1B	Chicago White Sox
1997	3	94	Scott Downs	P	Chicago Cubs
1997	8	248	Matt Borno	RHP	Cincinnati Reds



Former Kentucky All-America first baseman Evan White became the sixth first-round pick in program history when the Seattle Mariners selected him 17th overall in 2017.



Former UK infielder Andy Green was drafted by the Arizona Diamondbacks in 2000 and appeared in 136 games with the club from 2004-06. Green is now the manager of the San Diego Padres.



Draftees

Year	Rd	Over	Name	Pos	Organization
1997	9	270	Kenny Miller	SS	New York Mets
1998	6	179	John Borne	P	Chicago White Sox
1998	11	322	Josh Loggins	OF	San Diego Padres
1999	6	200	Benjamin Shaffar	P	Chicago Cubs
1999	15	449	John Wilson	C	Minnesota Twins
1999	49	1453	James Kent	P	Atlanta Braves
2000	8	249	Brandon Webb	P	Arizona Diamondbacks
2000	11	335	John Wilson	C	New York Mets
2000	24	729	Andy Green	2B	Arizona Diamondbacks
2000	40	1205	Jon Hooker	P	Cleveland Indians
2001	13	379	Vince Harrison	3B	Tampa Bay Devil Rays
2002	1	24	Joe Blanton	P	Oakland Athletics
2002	21	630	Seth Morris	OF	Chicago White Sox
2002	30	892	Robert Corrado	P	Texas Rangers
2003	16	484	Heath Castle	P	New York Yankees
2004	12	361	Shane Boyd	P	Minnesota Twins
2004	22	644	Caleb Stewart	OF	New York Mets
2006	4	112	Ryan Strieby	1B	Detroit Tigers
2006	5	165	John Shelby	2B	Chicago White Sox
2006	22	666	Aaron Tennyson	P	Minnesota Twins
2006	28	840	Zach Dials	P	Toronto Blue Jays
2006	39	1162	Michael Bertram	3B	Detroit Tigers
2006	42	1257	Sean Coughlin	C	Arizona Diamondbacks
2007	13	403	Sean Coughlin	C	Arizona Diamondbacks
2007	15	474	Scott Green	P	Boston Red Sox
2007	16	502	Antone DeJesus	OF	St. Louis Cardinals
2007	18	550	Sawyer Carroll	1B/OF	Washington Nationals
2007	29	900	Collin Cowgill	OF	Oakland Athletics
2008	3	99	Scott Green	P	Detroit Tigers
2008	3	111	Sawyer Carroll	OF/1B	San Diego Padres
2008	5	168	Collin Cowgill	OF	Arizona Diamondbacks
2008	10	315	Andrew Albers	P	San Diego Padres
2008	23	694	Chris Rusin	P	Oakland Athletics
2008	23	710	Ryan Wilkes	SS	New York Yankees
2008	41	1244	Tyler Howe	C	Chicago White Sox
2009	1	37	James Paxton	LHP	Toronto Blue Jays
2009	4	140	Chris Rusin	LHP	Chicago Cubs
2009	11	338	Chris Wade	SS	Florida Marlins
2009	31	931	Clint Tilford	RHP	Colorado Rockies
2010	4	124	Chris Bisson	2B	San Diego Padres
2010	4	132	James Paxton	LHP	Seattle Mariners
2010	6	195	Logan Darnell	LHP	Minnesota Twins
2010	8	265	Lance Ray	OF/1B	Minnesota Twins
2010	28	859	Taylor Black	SS	St. Louis Cardinals
2010	31	943	Matt Little	RHP	Detroit Tigers
2011	1	23	Alex Meyer	RHP	Washington Nationals
2011	9	287	Chad Wright	OF	Detroit Tigers
2011	15	472	Braden Kapteyn	RHP	Boston Red Sox
2011	16	511	Taylor Black	SS	Philadelphia Phillies
2011	23	692	Jordan Cooper	RHP	Pittsburgh Pirates
2011	37	1137	Michael Williams	C	San Francisco Giants
2012	8	255	Brian Adams	OF	San Diego Padres
2012	8	272	Luke Maile	C	Tampa Bay Rays
2012	11	340	Taylor Rogers	LHP	Minnesota Twins
2012	18	561	Thomas McCarthy	3B	Chicago White Sox
2012	20	620	Tim Peterson	RHP	New York Mets
2012	21	664	Alex Phillips	LHP	Detroit Tigers
2012	23	707	Cameron Flynn	OF	Miami Marlins
2012	26	820	Jerad Grundy	LHP	Minnesota Twins
2012	30	932	Michael Williams	C	Tampa Bay Rays
2013	5	143	Corey Littrell	LHP	Boston Red Sox
2013	6	178	Trevor Gott	RHP	San Diego Padres
2013	10	311	Jerad Grundy	LHP	Oakland Athletics
2013	13	382	J.T. Riddle	SS	Miami Marlins
2014	2	42	AJ Reed	1B	Houston Astros
2014	3	80	Austin Cousino	CF	Seattle Mariners
2014	13	402	Max Kuhn	3B	Oakland Athletics

2014	13	404	Chandler Shepherd	RHP	Boston Red Sox
2014	22	670	Micheal Thomas	C	Detroit Tigers
2015	2	73	Kyle Cody	RHP	Minnesota Twins
2015	5	154	Ka'ai Tom	OF	Cleveland Indians
2015	15	446	Kyle Barrett	OF	Miami Marlins
2015	32	959	Dustin Beggs	RHP	New York Mets
2015	39	1178	Greg Fettes	C	Oakland Athletics
2016	5	141	Zack Brown	RHP	Milwaukee Brewers
2016	5	142	JaVon Shelby	3B	Oakland Athletics
2016	6	189	Kyle Cody	RHP	Texas Rangers
2016	16	473	Dustin Beggs	RHP	Miami Marlins
2017	1	17	Evan White	1B	Seattle Mariners
2017	3	89	Riley Mahan	IF	Miami Marlins
2017	6	171	Logan Salow	LHP	Oakland Athletics
2017	7	220	Zach Pop	RHP	Los Angeles Dodgers
2017	9	279	Zach Logue	LHP	Toronto Blue Jays
2017	10	310	Zach Reks	OF	Los Angeles Dodgers
2017	11	319	Justin Lewis	RHP	Tampa Bay Rays
2017	23	700	Connor Heady	IF	Los Angeles Dodgers

* taken in January draft; ^ taken in June secondary draft

FREE AGENT SIGNEES

1980	Mark Hredzak	Montreal Expos
1984	Scott Knox	Pittsburgh Pirates
1985	Wayne Able	Montreal Expos
1985	Randy Clark	Pittsburgh Pirates
1985	Jeff Hellman	New York Yankees
1985	Jim Leyritz	New York Yankees
1986	Tim Swob	Cincinnati Reds
1987	Lee Upshaw	Atlanta Braves
1988	Robbie Buchanan	Kansas City Royals
1989	Roy Bailey	St. Louis Cardinals
1991	Manny Cervantes	Seattle Mariners
1991	Steve Phillips	New York Yankees
1992	Tom Froning	Milwaukee Brewers
1992	Jeff Norman	Kansas City Royals
1992	Steve Zonger	Oakland Athletics
1993	Junior Braddy	Boston Red Sox
1994	Matt Bragga	Cincinnati Reds
1994	Brian Reed	St. Louis Cardinals
1996	Chip Rhea	Arizona Diamondbacks
2001	Jon Hooker	Chicago White Sox
2003	Caleb Brock	Cleveland Indians
2005	J.P. Lowen	Kansas City Royals
2006	Adam Revelette	Minnesota Twins
2006	Matt Robinson	Cleveland Indians
2008	Greg Dombrowski	Cincinnati Reds
2010	Gunner Glad	Minnesota Twins
2010	Marcus Nidiffer	Houston Astros
2010	Keenan Wiley	Atlanta Braves
2011	Neiko Johnson	Houston Astros
2014	Matt Reida	Tampa Bay Rays
2016	Joe Dudek	Kansas City Royals
2016	Zach Strecker	Minnesota Twins



2017 CATS IN THE PROS



ANDREW ALBERS
 LHP • SEATTLE MARINERS



JOE BLANTON
 RHP • WASHINGTON NATIONALS



TREVOR GOTT
 RHP • WASHINGTON NATIONALS



LUKE MAILE
 C • TORONTO BLUE JAYS



ALEX MEYER
 RHP • LOS ANGELES ANGELS




JAMES PAXTON
 LHP • SEATTLE MARINERS



AJ REED
 1B • HOUSTON ASTROS



J.T. RIDDLE
 SS • MIAMI MARLINS



TAYLOR ROGERS
 LHP • MINNESOTA TWINS



CHRIS RUSIN
 LHP • COLORADO ROCKIES



COLLIN COWGILL
 OF • EL PASO (PADRES)



CHANDLER SHEPHERD
 RHP • PAWTUCKET (RED SOX)



LOGAN DARNELL
 LHP • MONTGOMERY (RAYS)



COREY LITTRELL
 LHP • SPRINGFIELD (CARDINALS)



TIM PETERSON
 RHP • BINGHAMTON (METS)

AAA

AA



KYLE BARRETT
 OF • JACKSONVILLE (MARLINS)



ZACK BROWN
 RHP • CAROLINA (BREWERS)



KYLE CODY
 RHP • DOWN EAST (RANGERS)



ZACH REKS
 OF • R. CUCAMONGA (DODGERS)



KA'AI TOM
 OF • LYNCHBURG (INDIANS)




DUSTIN BEGGS
 RHP • GREENSBORO (MARLINS)



JOE DUDEK
 1B • LEXINGTON (ROYALS)

A-ADV

A



RILEY MAHAN
 2B • GREENSBORO (MARLINS)



JAVON SHELBY
 OF • BELOIT (A's)



ZACH LOGUE
 LHP • VANCOUVER (BLUE JAYS)



LOGAN SALOW
 LHP • VERMONT (A's)



EVAN WHITE
 1B • EVERETT (MARINERS)



CONNOR HEADY
 SS • OGDEN (DODGERS)



ZACH POP
 RHP • AZL (DODGERS)

A

A-SS

ROOKIE

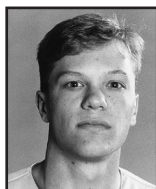


WILDCATS IN MLB



Andrew Albers • 2005-08

MLB SEASONS: 2013, 2015-16
POSITION: Left-handed Pitcher
TEAMS: Minnesota (2013, 16); Toronto (2015)




Jeff Abbott • 1991-92, 94

MLB SEASONS: 1997-2001
POSITION: Outfielder
TEAMS: Chicago White Sox (1997-2000); Florida (2001)




Joe Blanton • 2000-02

MLB SEASONS: 2004-13, 2015-17
POSITION: Right-handed Pitcher
TEAMS: Oakland (2004-08); Philadelphia (2008-12); LA Dodgers (2012, 16); LA Angels (2013); Kansas City (2015); Pittsburgh (2015); Washington (2017)




Rodney Bolton • 1989-90

MLB SEASONS: 1993, 95
POSITION: Right-handed Pitcher
TEAMS: Chicago White Sox



Derek Bryant • 1970-73

MLB SEASONS: 1979
POSITION: Outfielder
TEAMS: Oakland




Collin Cowgill • 2005-08

MLB SEASONS: 2011-16
POSITION: Outfielder
TEAMS: Arizona (2011); Oakland (2012); NY Mets (2013); LA Angels (2013-15); Cleveland (2016)



Logan Darnell • 2008-10

MLB SEASONS: 2014
POSITION: Left-handed Pitcher
TEAMS: Minnesota




Steve Dixon • 1988

MLB SEASONS: 1993-94
POSITION: Left-handed Pitcher
TEAMS: St. Louis


Scott Downs • 1995-97

MLB SEASONS: 2000, 2003-14
POSITION: Left-handed Pitcher
TEAMS: Chicago Cubs (2000); Montreal (2000, 03-04); Toronto (2005-10); LA Angels (2011-13); Atlanta (2013); Chicago White Sox (2014); Kansas City (2014)




Doug Flynn • 1969

MLB SEASONS: 1975-85
POSITION: Second Baseman
TEAMS: Cincinnati (1975-77); NY Mets (1977-81); Texas (1982); Montreal (1982-85); Detroit (1985)



Marv Foley • 1972-75

MLB SEASONS: 1978-80, 82, 84
POSITION: Catcher
TEAMS: Chicago White Sox (1978-80, 82); Texas (1984)



Trevor Gott • 2011-13

MLB SEASONS: 2015-17
POSITION: Right-handed Pitcher
TEAMS: LA Angels (2015); Washington (2016-17)



Andy Green • 1997-2000

MLB SEASONS: 2004-06, 09
POSITION: Infielder
TEAMS: Arizona (2004-06); NY Mets (2009)
 *Manager: San Diego (2016-17)



Tom Grubbs • 1919-20

MLB SEASONS: 1920
POSITION: Right-handed Pitcher
TEAMS: New York Giants



Rod Henderson • 1990-92


MLB SEASONS: 1994, 98
POSITION: Right-handed Pitcher
TEAMS: Montreal (1994); Milwaukee (1998)



Irv Jeffries • 1926-28


MLB SEASONS: 1930-31, 34
POSITION: Infielder
TEAMS: Chicago White Sox (1930-31); Philadelphia (1934)






Jeff Keener • 1980-81

MLB SEASONS: 1982-83
POSITION: Right-handed Pitcher
TEAMS: St. Louis



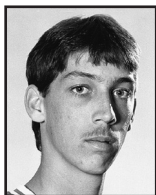
Paul Kilgus • 1981-84

MLB SEASONS: 1987-91, 93
POSITION: Left-handed Pitcher
TEAMS: Texas (1987-88); Chicago Cubs (1989); Toronto (1990); Baltimore (1991); St. Louis (1993)



Jim Leyritz • 1985

MLB SEASONS: 1990-2000
POSITION: Catcher
TEAMS: NY Yankees (1990-96, 99-2000); Anaheim (1997); Texas (1997); Boston (1998); San Diego (1998); LA Dodgers (2000)



Larry Luebbers • 1988-90

MLB SEASONS: 1993, 99-2000
POSITION: Right-handed Pitcher
TEAMS: Cincinnati (1993, 2000); St. Louis (1999)




Luke Maile • 2010-12

MLB SEASONS: 2015-17
POSITION: Catcher
TEAMS: Tampa Bay (2015-16); Toronto (2017)



Alex Meyer • 2009-11

MLB SEASONS: 2015-17
POSITION: Right-handed Pitcher
TEAMS: Minnesota (2015-16); LA Angels (2016-17)



Charles "Cotton" Nash • 1961-64

MLB SEASONS: 1967, 69-70
POSITION: First Baseman
TEAMS: Chicago White Sox (1967); Minnesota (1969-70)




Jim Park • 1911, 13-14

MLB SEASONS: 1915-17
POSITION: Right-handed Pitcher
TEAMS: St. Louis

Jeff Parrett • 1980-83

MLB SEASONS: 1986-93, 95-96
POSITION: Right-handed Pitcher
TEAMS: Montreal (1986-88); Philadelphia (1989-90, 96); Atlanta (1990-91); Oakland (1992); Colorado (1993); St. Louis (1996)



James Paxton • 2007-09

MLB SEASONS: 2013-17
POSITION: Left-handed Pitcher
TEAMS: Seattle



AJ Reed • 2012-14

MLB SEASONS: 2016-17
POSITION: First Baseman
TEAMS: Houston



J.T. Riddle • 2011-13

MLB SEASONS: 2017
POSITION: Shortstop
TEAMS: Miami



Taylor Rogers • 2010-12

MLB SEASONS: 2016-17
POSITION: Left-handed Pitcher
TEAMS: Minnesota




Chris Rusin • 2006-09

MLB SEASONS: 2012-17
POSITION: Left-handed Pitcher
TEAMS: Chicago Cubs (2012-14); Colorado (2015-17)




Jack Savage • 1983-85


MLB SEASONS: 1987, 90
POSITION: Right-handed Pitcher
TEAMS: LA Dodgers (1987); Minnesota (1990)



Terry Shumpert • 1985-87


MLB SEASONS: 1990-2003
POSITION: Second Baseman
TEAMS: Kansas City (1990-94); Boston (1995); Chicago Cubs (1996); San Diego (1997); Colorado (1998-2002); Tampa Bay (2003)





Mark Thompson • 1990-92

MLB SEASONS: 1994-2000
POSITION: Right-handed Pitcher
TEAMS: Colorado (1994-98); St. Louis (1999-2000)



William VanLandingham • 1989-91

MLB SEASONS: 1994-97
POSITION: Right-handed Pitcher
TEAMS: San Francisco



Brandon Webb • 1998-2000

MLB SEASONS: 2003-09
POSITION: Right-handed Pitcher
TEAMS: Arizona



Former UK pitcher Brandon Webb flourished once he reached MLB, pitching seven seasons with the Arizona Diamondbacks. He won the 2006 National League Cy Young Award. Webb won 87 games in his career with 3.27 ERA.

ALL-TIME LETTERWINNERS

A

Jeff Abbott	1991-94
Wayne Able	1983-84
Aaron Acuff	1994-97
Brian Adams	2010-12
William Adams	1967
Adrian Adkins	1990
Mike Agnich	1983-84
Andrew Albers	2005-08
Marvin Akers	1942
Charles Alberts	1924-26
W.O. Alden	1906-08
Donald Alexander	1985
Todd Allen	1989
Willie Allen	1947
Ed Allin	1947
Charles Anderson	1952-54
Mayo Anderson	1926-27
Richard Anderson	1966-68
Tim Anderson	1980-83
R. Archdeacon	1905
Jeff Archer	2002-04
Zach Archer	2003-04
Clint Arnold	1983-86
Zach Arnold	2013-16
R.R. Arnold	1923
R. Van Arsdale	1923
Jay Atkerson	1957
A. Stewart Augustus	1930-31

B


Brock Baber	2005-08
L.E. Bach	1926-27
Stanley Baer	1906-07
Joey Bailey	1967
Roy Bailey	1987-89
David Bair	1970-71
James Baker	1975-76
Thomas Ballantine	1925
Dima Ballard	2016
Mark Ballenger	1981-82
Thomas Bannon	1970-72
Jesse Barber	2002-05
Joseph Barber	1960-61
Bill Barker	1979-82
Clifford Barker	1947-48
Kyle Barrett	2013-15
J.D. Barnes	1930-31
James Baskett	1946-47
Bryce Bastien	2015
D. Baugh	1921
Bryce Bastien	2014
Harry Baustien	1977
Chad Bazzell	1993-95
Jerry Beam	1921
Thomas Bernal	2012-13
Stanley Baer	1905
Kenneth Beard	1959-60

Ralph Beard	1947-48
LUKE BECKER	2016-17
Dustin Beggs	2015-16
Gerald Belcher	1973-74
Scott Belding	1985-86
Joey Bellini	2017
Andy Bendix	1996-98
Bob Bennett	1955
Thomas Bernal	2012-15
Leo Bernat	1974
Michael Bertram	2003-06
Ron Bertsch	1959-60
Bill Bibb	1954
Jim Biggerstaff	1956
Eric Bishop	1996-97
O. Bishop	1905
Kevin Bishop	2008
Chris Bisson	2008-10
Taylor Black	2010-11
William Black	1940, 1942
Doug Blair	1955
Rob Bland	2003-04
Paul Blandford	1995-96
Joseph Blanton	2000-02
B.B. Blasingame	1927
Dale Blythe	1955
Mark Blythe	1986-89
Bruce Boebler	1942
Jeff Boehm	2012-13
Rodney Bolton	1989-90
Matt Borne	1995-98
Mike Botkin	1979-82
Sean Bouthilette	2009-10
Frank Bower	1942
Matt Bowles	1992-94
John Bowling	1971-74
Shane Boyd	2001, 2004
Junior Braddy	1991
Bradford	1903
Matt Bragga	1991-94
Timothy Brandenburg	1977, 1979-80
Ben Bransom	1974
Mike Breyman	2003-04
Andrew Bryant	2013
Smith Broadbent	1934
Caleb Brock	2001-03
Eddie Brooks	1992-94
A. Brown	1920
Frank Brown	1957
O. Brown	1921-22
Colby Brown	2007
Mike Brown	2006-07
Zack Brown	2014-16
Derek Bryant	1970-73
Robert Buchanan	1985-88
Chad Buckman	1995
Justin Bunch	1995-98
John Burnett	1950
J.S. Burnham	1920

Lawrence S. Burnham	1922-23
Andy Burns	2009-10
Burns	1911
Burruss	1910-11
Steven Bush	1973-75
Bustin	1918
Gary Butterman	1946-47

C

Steve Cain	1972-73
G.C. Caldwell, Jr.	1940
Kevin Caldwell	2005
Steven Callaway	1964
Gerry Calvert	1954, 1956
Joe Cambion	1918
Jared Camp	1994
Rick Campbell	1982-85
William Campbell	2009
Bill Carder	1959-61
W.E. Carnes	1931
Wilce B. Carnes	1939-40
Chris Carroll	1982-85
Dan Carroll	1983
Sawyer Carroll	2007-08
Neil Carstens	1975
Marcus Carson	2014-17
E.D. Carver	1905
Steve Casey	1990-92
Charles Casper	1963-65
Vince Castaldo	1988, 1990
Heath Castle	2003
S.E. Caudill	1907-10
Manny Cervantes	1991
William Chambers	1946
Chanalls	1925
Dan Chandler	1956
Jason Chaney	1998-99
David Allen Chapman	1962
Steve Chappell	1972-73
David Cheattle	1995-98
Charles Chism	1958
Randall Clark	1984-85
Steven Clark	1989-91
Colton Cleary	2017
Frank Clegg	1948, 1950
Mark Clifford	1976
Kyle Cody	2013-16
J.L. Cole	1927
Matthew Coleman	1986-89
Jason Colemire	1995-98
T.J. COLLETT	2017
Chris Combs	1993-94
Ryne Combs	2013-15
Darrell Conley	1986
George Larry Conley	1965
Mickey Conner	1958-60
Keith Conrad	1989-90
Halton Cook	1908
Jordan Cooper	2010-11



WE ARE UK



Paul Cooper	1920-21
Rob Corrado	2000-02
Paul Corum	1954-55
Paul Corum	1990-92
Timothy Costello	1976
KOLE COTTAM	2016-17
Sean Coughlin	2006-07
Austin Cousino	2012-14
Collin Cowgill	2005-06, 08
Randall Cox	1966-68
Tyler Cox	2013
Hugh Coy	1953-54
John Crabtree, Jr.	1975-77
Ben Crain	1959
Karl Norman Crandall	1963
David Cravens	1967-69
H.R. Creal	1908-11
John Crigler	1956
Lysle Croft	1924-26
John Crosthwaite	1946, 1948-49
John S. Crosthwaite	1908
William Crouch	1926-27
Tom Crowe	1972
William Crumbaugh	1968-70
Steve Culkar	1986-87
Albert Cummins	1947
Jay Cummins	1947-49
Josh Cummins	1950
Jess Curry	1953
Phil Cutchin	1941-42

D	
Louie Dampier	1965
H.B. Darling	1903-04
Franco Datillo	1997
Logan Darnell	2008-10
T.J. Daugherty	2010-11
Emory Davies	2002
Joe Dawson	1957-59
James Day	1952-55
Forrest Dean	1973
Steve Deaton	2003-06
Henry Degener, Jr.	1966-67
Antone DeJesus	2005-07
Tom Deller	1986-89
John DeMoisey	1934
Dempsey	1918
Sonny Denniston	1973
Frank Derrick	1925
Joe Devine	2010
Zach Dials	2006
Glen Dietrich	1968-70
Jim Dill	1989
R.R. Dimwiddie	1924
Jim Dixon	1988
Steve Dixon	1988
Mike Dolan	1952
A.L. Donan	1905-07
Thomas Dornbrook	1977
Greg Dombrowski	2005-08
Dad Downing	1918

Darney Downing	1918
Scott Downs	1995-97
Patrick L. Doyle	1962
Spencer Drake	2012
Joe Dudek	2016
R. Duffy	1903
Tyler Dunaway	2012
Scott Duncan	1958
Jeff Dunn	1930
Richard Durbin	1970-71
Michael Durcan	1964-66
Hunter Durham	1960
Dutch	1910
Dylan Dwyer	2013-16

E	
Robert Eanes	1958
James Eckstein	1974-75
Aaron Edwards	2003-04
Jeff C. Elgin	1907
Lincoln R. Ellington	1939-40
Tom Elliot	1973
C.B. Ellis	1908-11
Thad Elmore	1989-92
Brandt Ely	1982-84
Morgan Embry	2001
Randy Brown Embry	1963-65
Engle	1910
E.E. Ericson	1926-27
Chad Estep	1992-93
Chris Estep	1986-88
Mark Etter	1991-94
Bill Evans	1995

F	
Cory Farris	2009-10
Nelson Faris	1966
Joseph Farmer	1982-85
Mark Farrell	1977
Robert Daniel Farrell	1962-63
Blake Feeney	1990-91
Tim Feger	1983-84
Allen Feldhaus	1960-62
Dennis Feldhaus	1967-69
Bryan Felkel	2001-02
Daniel Feltrop	1983-85
Duran Ferguson	2007
W.W. Ferrell	1931
Mike Ferris	2002
Greg Fettes	2013-15
Charles Fightmaster	1954
Matt Fisher	1990-92
W. Fleahman	1922
Cameron Flynn	2012
Robert Flynn	1955
Robert Flynn	1970
Marvis Foley	1972-75
Roy Ford	1979
Steve Ford	1972
Billy Fouch	1973-76
James Franceway	1927

Glenn Franck	1958
Jerry Frantz	1973-76
Lorhn Frazier	1990-93
Troy Frazier	2008-09
Melvin French	1939
Peter Fritsch	1964-65
William Fritsch	1966
Matt Fritts	2001-03, 2005
Edward Fritz	1939-41
Tom Froning	1990-92
Dominic Fucci	1948-51
Richard Fuller	1934

G	
William Gabbert	1934
Mark Galvin	2001-04
William Gardner	1946
Chris Garrison	2012
Carlton Gaynor	1987
R. Geary	1903-04
Ronald Geary	1967-69
T. Geary	1903-04
MARSHALL GEI	2016-17
Peter Gemmill	1975
Joe Georger	1979
Robert Gibbs, Jr.	1963-65
Brian Gibson	1991-92
Kalen Gibson	2003-05
Elmer Gilb	1927
Gilcen	1910
J.B. Giltner	1908-11
Casey Gilvin	2003-04
Randy Gipson	1976-79
Gunner Glad	2009-10
Goldnamer	1907
Chris Gonzalez	1993-94
Joel Gooch	2001
Sidney Goodman	1926
Larry Gossett	1969-70
Kevin Gothard	1982-85
Trevor Gott	2011-13
Tommy Gower	1970
Billy Grace	2004-07
W.H. Grady	1903-04
Spencer Graeter	2001-04
Charles Graham	1922
Dave Graham	1941
Timothy Graven	1973, 1975-76
Kenneth Reed Gravett	1963
Ray Graviss	1941
Kenneth Gravitt	1965
Phil Grawmeyer	1953-54, 1956-57
Andy Green	1997-2000
Chad Green	1994-96
Gus Green	1942
Scott Green	2005, 2007-08
Chase Greene	2009-10
Ed Gregg	1921
Turner W. Gregg	1923, 1925
Gregg	1918
Larry Benton Griffin	1962-63



WE ARE UK



Pete Grigsby	1954
Tom Grubbs	1920
Robert John Grudenski	1963
Jerad Grundy	2012-13
Harold Gruner	1952
C.H. Guillon	1903
Roger Gum	1988-89
Knight Gunthrie	1918

H

Dan Haas	1955
Danny Haas	1995
Bill Hacker	1997-98
Dick Hagan	1918
Cory Hahn	2001-02
Dorian Hairston	2013-16
Thompson Haley	1934
Alex Hall	1918
Jimmy Hall	1972-73
Navarro Hall	2009-10
Allen Hamilton	1948-51
Canter Hamilton	1952
Jake Hamilton	2016
Steve Hamilton	1985-86
Randal Hammer	1942
Herbert Hammond	1974-75
John Hampton	1988-89
Bruce Hanson	1975
Michael Harding	1980-81
Jim Harper	1953
Carson Harreld	1965
Mike Harris	1989-91
West Harris	2003
Vince Harrison	1999-2001
Rich Hart	1980
Brian Hastings	2005-06
Robert Hatchett	1947, 1949-50
Tom Hatfield	1979-81
Travis Hayes	1996
Elmo Curtis Head, Jr.	1963
Connor Heady	2014-17
J.G. Heber	1920
Jeff Hellman	1982-85
Bill Helton	1956
David Hench	1980
Rodney Henderson	1990-92
Robert Henne	1948
James Henry	1924-25
Omar Henry	1996
Tyler Henry	2007-09
Bob Herbert	1941
William Lamar Herrin	1962-63
Steven Heuerman	1974-77
Greg Hewitt	1992

LUKE HEYER 2017

George Hicks	1958
Ronald Hicks	1967-68
William Hiezer III	1967
Kenny Hill	1956
Louis E. Hillenmeyer	1905-07
W.W. Hillenmeyer	1908-11

Brad Hindersman	1991-94
Walter Hirsch	1948-51
SEAN HJELLE	2016-17
Steven Hoagland	2012
O.R. Hogue	1931
Kent Hollingsworth	1947-50
Bryon Holloway	1986
W. Holten	1905
Jon Hooker	1998-2001
Kyle Hooker	1999
Michael Horn	1971
Jordan Horne, Jr.	1963-65
William Hornhorst	1934
James Host	1957-59
Billy Don House	1952-53
Marion Howard	1972-74
Michael Howard	1972-75
R.C. Howard	1930
Mike Howell	1959-60
Coleman Howlett	1964-66
Tyler Howe	2007-08
Mark Hredzak	1977-80
John Huber	1961
Jon Hudson	1987-88
Jonathan Huff	2008-09
Thomas Huey	1955
C.T. Hughes	1925
Lowell Hughes	1958
Herbert Hunt	1952-54
Jack Hutchinson	1971-72
William Hutchinson	1964

I

Mike Ickowski	1979
Chad Imel	1993

J

Spencer Jack	2014-15
Kenneth Jackson	1982-85
Kyle Jackson	2010
Jason Jenkins	1992, 1995
Naill Joe	2003
Ellis Johnson	1931
Neiko Johnson	2008-11
Marshall Johnson	1934
Phil Johnson	1956
Ryan Johnson	1995
J.E.C. Johnson	1910
Kerry Jolly	1977, 1979
Harry Jones	1951-53
Larry Jones	1951-53
Otis Jones	1921-22
Pookie Jones	1992-94
Vernon Jones	1946
Wallace Jones	1947-48
Alex Jordan	2005

K

Mike Kaczmarek	2008-11
Braden Kapteyn	2009-11
Roger Keeling	1982

AUSTIN KEEN 2016-17

Jeff Keener	1980-81
Charles Keller	1951-52
Owen Kelley	1923
William Kelley	1930-31
John Kellogg	1930
Stafford W. Kelly	1940
W.P. Kemper	1906
Ronald Kennett	1963-65
Nathan Kent	1997-99
Nick Kennedy	2009-11
Kevin Keown	1995-96
Doug Kidd	1973-74
Sam Kidd	2010-11
Paul Kilgus	1981-84
William King	1922, 1924
Kipping	1903
Jason Kipnis	2007
E. Kirk	1906
Robert D. Kittel	1960-62
Dennis Knoll	1980
Mitch Knox	1986-87
Scott Knox	1983-84
Steve Kochin	1956
John Koenen	1974-76
Kohn	1918
Lary Korn	1976
Spencer Korus	2008-09
John Kostrezewa	1991
John Kotmel	1980
Melvin Kouns	1957-58
E.R. Kruger	1930-31
John Kuester	1984-85
Charles Kuhn	1942
David Kuhn	1955
Max Kuhn	2012-14
Gary Kula	1976-79
Steve Kundick	1983-84
Jake Kungl	2003-04
Adam Kunkel	2004
John Kurachik	1941-42

L

Les Lambert	1957
Al Lardo	1989-91
Tevis Laudeman	1947
Jim Law	1987-88
Doug Lawhorn	1953-56
Steve Lawson	1984-85
L.H. Layman	1927
Ken Lehkamp	1955-56
Shaun Lehmann	2005-06
Donald Lenhof	1976-77
Donald Lentz	1969-71
Jim Leopold	1978-81
Bill Leskovar	1949
James Lett	1971-73
Andrew Levenson	2003-04
Clarence Lewis	1967, 1969
Ernie Lewis	1974
James Lewis	1970-71



WE ARE UK



JUSTIN LEWIS	2016-17
Kenneth Lewis	1963-65
Lavon Lewis	1956-57
ZEKE LEWIS	2016-17
Jim Leyritz	1985
Nate Linder	1998-99
Stanley Line	1969-70
Bob Linkner	1959-60
Matt Little	2010
Corey Littrell	2011-13
Bill Livings	1956
Josh Loggins	1997-98
Charles Long	1976-79
Norman Longworth	1955
Darrell Lorange	1946
George Lord	1970-71
Greg Lord	1973
Doc Losley	1918
Zach Logue	2015-17
Jon Love	2001
Aaron Lovett	2007-08
J.P. Lowen	2005
Charles Loyd	1960-61
Larry Luebbers	1989-90
Tim Luginbuhl	1981-82

M

CHRIS MACHAMER	2017
Al MacLeod	1949-51
Luke Maile	2010-12
Riley Mahan	2015-17
Sam Mahar	2012, 2014
ALEC MALEY	2017
Taylor Martin	2012, 2014-15
Paul S. McBrayer	1930-31
Thomas McCarthy	2011-12
Ed McCaw	1972-74
James McCaw	1975
Else McClelland	1918
Chris McClendon	2008-09
Andy McCord	1993-95
G. McCormick	1923
Paul McConkey	2011-13
Gary McCreary	1954-55
William McCubbin	1940-41
Erik McDonald	1988
Mike McDonald	1978
Bob McDowell	1954
O. McDowell	1905-06
W.F. McGary	1927
Aaron McGlone	1997-2000
Taylor McInnis	1999-2001
McKinney	1921
L.W. McMurray	1930-31
Austin Madison	1998-2001
Patrick Mahan	1997-2000
Mark Mangione	1982
John Marshall	1986-88
Tyler Marshall	2015-17
William Marshall	1970-71
Jack Marston	1955

Charles Martin	1939-40
James Martin	1963-65
Mark Martin	1980-81
Rodney Martin	1984-85
James Mathewson	1940-42
J.E. Matthews	1903
Harvey Mattingly	1934
Harold Mauck	1976-77
Kevin Mauck	1978
K.E. Mauser	1930
Johnny Mayes	1949
Keegan McHood	2016
Matt McKinney	2006-07
Gunnar McNeill	2016-17
Jeff Meade	1997-2000
Giles Meadors	1910-11
H. Meguiar	1920
Greg Mercer	1991-92
Alex Meyer	2009-11
T.H. Meyer	1940
Robert Meyers	1961-62
Jeff Michael	1990-93
Mark Michael	2000-01
Ray Mignerey	1948-49
Adam Milburn	1995-96
Kenny Miller	1996-97
Reed Miller	1923-26
Trey Miller	2016
Miller	1910
Misrach	1918
James Mitchell	1969
James Monin	1964-65
Edwin Monroe	1960-62
J.C. Montgomery	1905
Beau Moore	1998-2001
Michael Moore	1975-77
Mike Moore	1978
Jim Morris	1954, 1956-57
Seth Morris	2000-02
Anthony Morrow	1989-90
Paul Morse	1993-94
Doug Moseley	1950
Noah Mullins	1941
Anthony Murphy	1970
James Murphy	1985-86
John Murphy	1930-31
Mark Murphy	1995-98
Al Muth	1918-21
Andy Myette	2004
N	
Joe Nail	2003-04
Kenneth Nally	1966
Louis Nally	1965-65
Charles Nash	1962-64
Noland Navarre	1939-41
Robert Nayle	1957-58
Andrew Nelson	2014-15
Eugene Neff	1952
Bobby Newsome	1960-61
C.M. Newton	1950-51

Robert Newton	1998-2002
Marcus Nidiffer	2007-10
Robert William Noelker	1962
Jeff Norman	1992
Rick Norton	1988-91
Kris Nuss	1989

O

Kevin O'Connor	1979-80
John Ofstun	1988
J.W. Ohr	1930-31
Joseph Ohr	1969-70
Bobby Olinick	1986-88
Anthony Ottrando	2007
Blake Oyler	2015
Dewayne Oxford	2006-07

P


Walter Jam Pagan	1962
Ron Parham	1956
Babe Parilli	1950
Jeff Parrett	1980-83
Steven Parrish	1971-72
Tom Parrott	1973
Richard Parsons	1959-61
Jason Pasero	1995-98
Jonathan Paquet	2011
James Paxton	2007-09
Josh Paxton	1997-2000
Tim Peterson	2012
Stephen Pewitt	1975-77
Alex Phillips	2011-12
Randall Phillips	1939
Steve Phillips	1991
Brad Pickrell	2000-03
David Polhill	1979

TRISTAN POMPEY 2016-17

Zach Pop	2015-17
Shelby Post	1908-09
Daniel Pototsky	1980-81
Mike Pozun	1995
Spencer Preston	2001-02
Steve Prewitt	1974
B.L. Pribble	1922-23
Breck Price	1999-2000
William G. Prince	1931
B. Propps	1918-21
Scott Pruitt	1988
Pete Pryor	1995-96
Pullen	1918
Larry Pursiful	1961-62

R

Joseph Raine	1939
Peter Raith	1973-74
Troy Ragle	2006-07
Dick Ramsey	1949
Frank Ramsey	1951-53
Pete Rasmussen	1999
Rex E. Ratcliffe	1963
Allen V. Rathbourne	1940-41



WE ARE UK



Jason Ratliff	1995-97
Lance Ray	2010
David Ray	1988
Jay Ray	1982-85
Terry Ray	1982
Dan Reale	2006-07
Dallen Reber	2011
Brad Redmon	1983
AJ Reed	2012-14
Brian Reed	1991-94
Reed	1907
Dallous Reed, Jr.	1959, 1961-62
Jimmy Reese	1910-11
Greg Reid	1993-97
Matt Reida	2011-14
Max Reitz	1991-92
Zach Reks	2016-17
Tim Renfro	1981
Adam Revelette	2005-06
Jarrod Reynolds	1999-2002
Chip Rhea	1994-96
William Rhea	1966
Jay Rhoads	1959
Raymond Rhoads	1930
W.L. Richards	1927
Riddle	1918
Sam Ridgway	1921-23
J.T. Riddle	2011-13
Skinner Riddle	1926
Darin Rieman	1988-90
Jesse Riffe	1924-25
John Riffe	1925-26
Jack Rigby	1956
James Ritte	1924
James Roach II	1970-71
LeRoy Robbins	1975-77
Steve Roberts	1979
Steven Roberts	1977-79
B.A. Robertson	1922
Tom Robeson	1990
Steven Robida	1966-68
Marc Robinson	1991
Matt Robinson	2005-06
Rochester	1910
Barry Rodgers	1970-72
James Rodriguez	2002-04
Hugh Roe	1952
William Roebel	1975-77
Lee Rogers	1979-80
Taylor Rogers	2010-12
Kenneth Rollins	1947
Charles Rose	1946
Jimmy Rose	2003
Paul Rouse	1923-24
Robert Rouse	1990
Bryan Rose	2008-09
Tim Rowland	1995-98
Raymond Ruehl	1960-62
Perrin Rule	1905-07
T.G. Runberger	1927
Chris Rusin	2006-09

Jacob Russell	2013
Russ Rutherford	2002-03
Terry Ryan	1981-84
Greg Ryle	1980-81

S

Eric Saar	1985
Marion Sallee	1967-69
Logan Salow	2014-17
Bill Sandry	1981-82
Ray Sauer	1922-23
Damon Saunders	2012
Darrell Saunders	1973-76
Jack Savage	1983-85


BRAD SCHAEZNER 2015-17

Jeff Schartzer	1981
Steve Schlageter	1981
J.B. Schmidt	2002-05
Russ Schueler	1985-86
Ray Schulte	1927
Casey Schroeder	2013
Adolph Duane Schwartz	1962-64
David Schwendeman	1976-77
Nick Schwendeman	1974-75
Matt Scott	2003-04
Pete Scotti	1911
Justin Scutchfield	2003-06
Dan Selhorst	1983-84
Ed Sellier	1959-60
Jim Server	1915-16
Evan Settle	1934
Adam Shadburne	1993-96
Ben Shaffar	1997-99
John Shanahan	1952-54
Jerry Sharp	1958-59
Jeff Shartzler	1979-81
Lawrence Sheanshang	1966-68
George Shearer	1934
JaVon Shelby	2014-16
John Shelby III	2004-06
Chandler Shepherd	2012-14
Joseph Shepherd	1939-41
James Sherrill	1974-77
Doug Shively	1958-59
Terry Shumpert	1985-87
Jeff Sikes	1981-82
John Sikes	1982-83
Michael Sills	1967-69
Bob Silvanik	1980
Tony Simone	1934
R.E. Simpson	1906
Skinner	1926
J.J. Slomer	1920-22
Don Smith	1977
Eugene Smith	1957
Frank Smith	1926
Freddie Smith	1977-80
Josh Smith	2016-17
Kerry Smith	1972
Marion Smith	1947
Scott Smith	1990-93

William Smithers	1950
Russ Smithson	2005
Craig Snipp	2002, 2004-06
Matt Snyder	2014-15
R.W. Sower	1920
Brian Spear	2007-08
Foster Spence	1942
William Spicer	1958
TROY SQUIRES	2015-17
Carl Staker	1939-41
Edward Stanko, Jr.	1966
Seth Stanley	2003-04
Jay Steele	1981
Frank Steiner	1977
Brent Stephens	2001-02
Greg Stephens	1983-86
Caleb Stewart	2002-04
Eugene Stewart	1965
Harry Stille	1950-52
Robert Stith	1955
Allison V. Stokes	1922
A. Stone	1906
Neville Earl Stone	1907-08
John Stough	1947-50
Zack Storm	2013
John Stratman	1995
Zach Strecker	2013-16
Ryan Strieby	2006
Guy Strong	1950-51
Brian Suerdick	2008-09
Don Sullivan	1952
Bill Surface	1954-55
Doug Sutton	1986-88
Scotty Sutton	1989
W.R. Swearingin	1905-06
Kirk Swigert	1979-81
Kirk Swigert	1979-82
Tim Swob	1985

T

Thomas Tabb	1947
K.A. Tally	1903-04
Janak Talwalkar	1995-96
Blakely Tanner	1961
Gilbert Blakely Tanner	1962
Mark Tanner	2005
Bill Taylor	1995
Jack Taylor	1910
Ronald Taylor	1964, 1996
Sam Taylor	1988-89
Jay Tedesco	1994-97
Aaron Tennyson	2003-06
Robert Terrell	1951
Timothy Terry	1976-77, 1979
Chris Tews	1991
Tom Thaemert	1992-93
Micheal Thomas	2011-14
William Thomas	1947
Thomas	1918
Arnold Thompson	1934
Billy Thompson	1990-93



WE ARE UK



Mark Thompson	1990-92
William Thompson	1990
ZACK THOMPSON	2017
Kevin Thulin	2008
Milton Ticco	1941-42
Robert Tice	1939
Clint Tilford	2007-09
Daniel Tillo	2016
Steve Tingle	1970-71
Thomas Tippet	1958-59
Scott Tockstein	1980-81
George Tognocchi	1939-40
Jeff Tolotti	2001
Ka'ai Tom	2014-15
Louis A. Toth	1930-31
Jeff Townsend	1995-96
Tyler Townsend	2011
Victor Travis	1974
John Trivitte	1946
William D. Trott	1930-31
Troy Trumbo	1993-94
Frank Tucci	1949
G.T. Turner	1924
Roy Turner	1949-50
Gordon Tyler	2000-03
Vince Tyra	1985-88

U

Underwood	1922
Cecil Urbanick	1930-31

V

Todd VanHoose	1984
Billy Vanlandingham	1989-91
Jack VanMeter	1954
Steve Vogel	1979-80
Steven Vogel	1977-80
Vogliatto	1910-11
David Voit	1986-88
E.A. Vossmeier	1924-26

W

Chris Wade	2008-09
Scott Wade	2000-03
David Waespe	2002-03
Michael Wainscott	1971-72
Douglas Kent Walfe	1963
Charles Wallace	1957
Mark Wallace	1982
Brad Walls	1981-84
Roger Ward	1992
Pete Warfel	1998
Tommy Warner	2005-08
Scott Weakley	1986
Brandon Webb	1998-2000
Roger Webb	1970-81
Keith Webster	1976
Jan Weisberg	1991-92
Joe Welch	1988-89
Richard Wenning	1977
Charles Wert	1926-27

Jim Wesch	1955
Lee Wesley	1999
Dennis Weston	1969
Daniel Whelan	1982-84
Tom Whisman	1950-51
Billy White	1988-89
Charles White	1956
Dale White	1955
Evan White	2015-17
Curtis Whitney	1994-95
Walter Wijas	2010-13
Shawn Wigglesworth	1992
Ryan Wilkes	2005-08
Bill Willard	1954, 1956-57
Miles Willard	1952-54
William Willard	1955
Jim Willenbrink	1985
Keenan Wiley	2007-10
Michael Williams	2009-12
Steve Williams	1978-81
H. Emmett Willoughby	1939-41
Brandy Wilson	1989-90
Bo Wilson	2015-16
Darin Wilson	1993
Earl Wilson	1934
Ginger Wilson	1958
John Wilson	1998-2000
Storm Wilson	2014-17
Bruce Wise	1988-89
Roy Wiseman	1950
Lucas Witt	2011-13
Jason Wolfe	1999-2000
Wollno	1918
O. Wood	1920
Woodward	1907
Claude Workman	1971
William Workman	1967-70
Charles Worthington	1931
Brock Wright	2007-09
Chad Wright	2009-11
William Wright	1967-68
E.C. Wurtele	1903-04
Frank Wyatt	1953

Y

Alan Yankey	1983-86
Jesse Yano	2008
Humsey Yessin	1946, 1950
John Young	1970
Todd Young	1993-96

Z

John Zachem	1958-59
Benjamin Zaranka	1948, 1950-51
Robert Zeigler	2014-15
Zac Zellers	2012-13
George Zerfoss	1918-20
Karl Zerfoss	1915-16
Steve Zongor	1989-92

ALL-TIME JERSEY NUMBERS (SINCE 1989)

0 Roland Fanning (assistant coach: 2017-18)

1
Tom Robeson (1989-1990)
Scott Mitchell (graduate assistant: 1991)
Michael Seaborn (2007)
Brian Green (assistant coach: 2009-14)
Trey Miller (2016)
J.P. Bitzenhofer (2017)

2
John Butler (assistant coach: 1978-1994)
Steve Deaton (2002-06)
Brian Suerdick (2007-09)
Tyler Townsend (2010-11)
Zac Zellers (2012-13)
Tyler Tipton (2014)
Riley Mahan (2016-17)
Trey Dawson (2018)

3
John Kostreza (1991)
Greg Hewitt (1992)
Chris Gonzalez (1993-1994)
Paul Blandford (1995-1996)
Aaron McGlone (1997-2000)
Spencer Graeter (2001-04)
Antone DeJesus (2005-07)
Neiko Johnson (2008-11)
Andrew Bryant (2012-13)
Riley Mahan (2015)
Tyler Marshall (2016-17)
Ben Jordan (2018)

4
Billy White (1987-1989)
Rodney Henderson (1990-1992)
Andy McCord (1993-1996)
Matt Borne (1997-1998)
Brad Pickrell (1999-2002)
Collin Cowgill (2005-08)
Michael Williams (2009-10)
Paul McConkey (2011-13)
Kyle Barrett (2014-15)
Zeke Lewis (2016-18)

5
Mark Blythe (1986-1989)
Max Reitz (1991-1992)
Darin Wilson (1993)
Josh Burkley (1994)
Kevin Keown (1993-1996)
Dave Cheate (1997-1998)
Vince Harrison (1999-2001)
Matt Fritts (2001-05)
Mike Brown (2006-07)
Chris McClendon (2008-09)
Taylor Black (2010-11)
Trevor Gott (2012-13)
JaVon Shelby (2014-16)
T.J. Collett (2017-18)

6
Jeff Keener (graduate assistant: 1990)
Shawn Wiglesworth (1992)
Omar Henry (1996-1997)
Austin Madison (1998-2001)
David Waspe (2001-03)
Anthony Otrando (2006-07)
Spencer Korus (2008-09)
Matt Reida (2011-14)
Jake Hamilton (2014)
Tristan Pompey (2015-17)

7
Anthony Morrow (1989-1990)
Jeff Abbott (1991-1994)
Eric Bishop (1996-1997)
Beau Moore (1998-2001)
Eric Shippy (2002)
Casey Gilvin (2003-04)
Shaun Lehmann (2005-06)
Chris Wade (2007-09)
Lucas Witt (2011-13)
Connor Heady (2014-17)

8
Paul Corum (1990-1992)
Jason Withrow (1993-1994)
Kenny Miller (1996-1997)
J.R. Stevens (1998)
Kyle Hooker (1999)
Nick Zielke (2000)
Jesse Barber (2001-05)
Timmy Wimsatt (2006)
Tyler Howe (2007-08)
Andy Burns (2009-10)
Walter Wijas (2011-13)
Storm Wilson (2014-17)
Marshall Gei (2018)

9
Steve Casey (1990-1992)
Paul Morris (1993-1994)
Jason Ratliff (1995-1997)
Nate Linder (1998-1999)
Jason Wolfe (1999-2000)
Morgan Embry (2001)
Russ Rutherford (2002-03)
Jake Kungl (2003-04)
Brian Hastings (2005-06)
Tyler Henry (2008-09)
Sam Kidd (2010-11)
Max Kuhn (2012-14)
Josh Smith (2016-17)
Thomas Bennett (2018)

10
Matt Fischer (1990-1992)
Brian Mallory (1993)
Chad Greene (1994-1996)
Jeff Meade (1997-1998)
Pete Rasmusen (1999)
Kendrick Shanklin (2000)
Spencer Preston (2001-2002)
Joe Nail (2003-04)
J.P. Lowen (2005)
Chris Rusin (2006-09)
Lance Ray (2010)
J.T. Riddle (2011-13)
Ryne Combs (2014-15)
Luke Becker (2016-18)

11
Darin Rieman (1987-1990)
Mark Etter (1991-1994)
John Holbrook (1995)
Joe Giarrante (1997)
John Wilson (1998-2000)
Seth Morris (2000-2002)
John Cohen (head coach: 2004-08)
Gunner Glad (2009-10)
T.J. Daugherty (2011)
Cameron Flynn (2012)
Jacob Russell (2013)
Matt Snyder (2014-15)
Keegan McHood (2016)
Jim Belanger (assistant coach: 2017-18)

12
Rodger Gum (1988-1989)
Tom Froning (1990-1992)
Chip Rhea (1994-1996)
Josh Paxton (1997-2000)
Caleb Brock (2001-03)
John Shelby (2004-06)
Marcus Nidiffer (2007-10)
Corey Littrell (2011-12)
Andrew Nelson (2014-15)
Daniel Tillo (2016)
Alec Maley (2017-18)

13
Steve Clark (1988-1991)
Rodger Ward (1992)
Will Crumbaugh (1998)
Joey King (1999-2000)
Cory Whitby (assistant coach: 2002-2003)
Billy Grace (2004-07)
Bryan Rose (2008-09)
Navarro Hall (2010)

Alex Lester (2011)
Keith Vorhoff (volunteer asst coach: 2012-16)
Kole Cottam (2017-18)

14
Jim Dill (1987-1989)
Bob Rouse (1990)
Chad Johnson (1992)
Greg Reid (1993-1997)
Nick Zielke (1998)
Jason Wolfe (1999)
Seth Morris (2000)
Taylor McInnis (1999-2001)
Kyle Duff (2002)
Justin Scutchfield (2003-04)
Andrew Albers (2005-08)
Nick Kennedy (2009-11)
Chandler Shepherd (2012-14)
Dustin Beggs (2015-16)
Zack Thompson (2017-18)

15
Rick Norton (1988-1991)
Matt Bowles (1992-1994)
Scott Downs (1995-1997)
Jason Wolfe (undergraduate asst.: 2001)
Robert Newton (1998-2002)
Michael Bertram (2003-06)
Jason Kipnis (2007)
Logan Darnell (2008-10)
Jeff Boehm (2012-13)
Marcus Carson (2014-17)
Trip Lockhart (2018)

16
Sam Taylor (1987-1989)
Lorhn Frazier (1990-1993)
Aaron Acuff (1994-1997)
Jeff Meade (1997-2000)
Mark Galvin (2001-04)
Russ Smithson (2005)
Duran Ferguson (2006-09)
Brian Adams (2010-12)
Zack Storm (2013)
Troy Squires (2014-18)

17
Bob Smith (assistant coach: 1987-1991)
Steve Clark (graduate assistant: 1991)
Ryan McKenzie (1994)
Ryan Johnson (1995-1996)
Mark Murphy (1997)
Jason Pasero (1997-1998)
Taylor McInnis (1999)
Mark Michael (2000-2001)
Zach Archer (2003-04)
Ryan Wilkes (2005-08)
Alex Meyer (2009-11)
Taylor Martin (2012-15)
Jake Hamilton (2016-17)
Spencer Harbert (2018)

18
Mike Harris (1989-1991)
Chad Imel (1993)
Jay Tedesco (1994-1997)
Josh Owens (1998-1999)
Brent Stevens (2001-2002)
Tyler Pittman (2003)
Dan Reale (2005-07)
Troy Frazier (2008-09)
Kyle Jackson (2010)
Jordan Williams (2011)
AJ Reed (2012-14)

19
Thad Elmore (1989-1992)
Kevin Keown (1993)
John Stratman (1994-1995)
Travis Haynes (1996)
Jason Pasero (1997)
Mark Murphy (1997-1998)
Jarrod Reynolds (1999-2002)
Aaron Edwards (2003-04)

Justin Scutchfield (2005-06)
Sawyer Carroll (2007-08)
Sean Bouthilette (2009-10)
Austin Cousino (2012-14)
Evan White (2015-17)
Alex Rodriguez (2018)

20
Scotty Sutton (1989)
Jeff Michael (1990-1993)
Jeff Townsend (1995-1996)
Will Crumbaugh (1998-1999)
Gordon Tyler (2000-2003)
Adam Kunkel (2002-04)
Gary Henderson (pitching coach/associate head coach: 2005-08)
Gary Henderson (head coach: 2009-16)
Joey Bellini (2017)

21
John Hampton (1987-1989)
Manuel Cervates (1991)
Tom Thaumert (1992-1993)
Bret Phelps (1994)
Mike Pozun (1995)
Josh Loggins (1997-1998)
Breck Price (1999-2000)
Joel Gooch (2001)
Mike Ferris (2002)
Jeff Archer (2002-04)
Scott Green (2005-08)
William Campbell (2009)
Luke Maile (2010-12)
Corey Littrell (2013)
Robert Zeigler (2014-15)
Justin Lewis (2017-18)

22
Brandy Wilson (1989-1990)
Chris Tews (1991)
Eddie Brooks (1992-1994)
Tony Vittorio (assistant coach: 1995-1996)
Patrick Mahan (1997-1998)
Chris DeLeenheer (1999)
Joseph Blanton (2000-2002)
Seth Stanley (2003-04)
Adam Revelette (2005-06)
James Paxton (2007-09)
Dallen Reber (2011)
Jerad Grundy (2012)
Austin Keen (2017-18)

23
Vince Castaldo (1988-1990)
Jan Weisberg (1991-1992)
Todd Young (1993-1996)
Justin Colemire (1997-1998)
Doug Flynn (assistant coach: 1999)
Taylor McInnis (1999-2000)
Craig Snipp (2003-06)
Bryan Rose (2007)
Mike Kaczmarek (2008-11)
Tim Peterson (2012)
Kyle Cody (2013-16)
Brayden Combs (2017-18)

24
Al Lardo (1989-1991)
Chad Estep (1992-1993)
Wes Iler (1994)
Danny Haas (1995)
Brian Campbell (1996)
Justin Bunch (1997-1998)
Jason Graham (1999)
Greg Goff (assistant coach: 2000-2003)
Jeff Tolotti (2001)
Caleb Stewart (2002-04)
Sean Coughlin (2006-07)
Kevin Thulin (2008)
Chad Wright (2009-11)
Spencer Drake (2012)
Dylan Dwyer (2013-16)
Brett Marshall (2017-18)



25
 Billy Thompson (1990-1993)
 Travis Haynes
 (undergraduate asst: 1997)
 Tim Rowland (1997)
 Jason Chaney (1998-1999)
 Dax O'Daniel (2000)
 Shane Boyd (2001)
 Emory Davies (2002)
 Eric Saffell (2004)
 Willie Mays (2005)
 Brock Wright (2006-09)
 Walter Wijas (2010)
 Thomas McCarthy (2011-12)
 Ryne Combs (2013)
 Ka'ai Tom (2014-15)
 Gunnar McNeill (2016-17)
Coltyn Kessler (2018)

26
 Matthew Coleman (1986-1989)
 Blake Feeney (1990-1991)
 Jason Jenkins (1992-1995)
 Andy Bendix (1996-1998)
 Justin Sanders (1997-1999)
 Jon Love (2001)
 Chris O'Dell (2002)
 Matt Scott (2003-04)
 Matt McKinney (2006-07)
 Scott Davis (2008)
 Matt Little (2009-10)
 Jonathan Paquet (2011)
 Cole Evans (2012)
 Jerad Grundy (2013)
 Dominic D'Souza (2014)
 Tyler Marshall (2015)
 Kole Cottam (2016)
Luke Heyer (2017-18)

27
 Joe Welch (1987-1989)
 Adrian Adkins (1988-1990)
 Mike Bragga (1991-1994)
 Franko Dattilo (1996-1997)
 Ben McCauley (1998)
 Drew Owen (1999-2000)
 Bryan Felkel (2001-2002)
 Eric Shippy (2002-03)
 Zach Dials (2006)
 Kevin Bishop (2007-08)
 Joe Devine (2010)
 Damon Saunders (2011-12)
 Trace Vorbeck (2013)
 Justin Lewis (2015-16)
Nick Mingione (head coach: 2017-18)

28
 Tom Deller (1986-1989)
 Scott Smith (1990-1993)
 Janak Talwalkar (1995-1997)
 Pete Warfel (1998)
 Clint Kelly (1999)
 Justin Willett (2002)
 Brock Baber (2004-08)
 Chase Greene (2009-10)
 Chris Garrison (2012)
 Logan Salow (2014-17)
Ryan Johnson (2018)

29
 Bruce Wise (1988-1989)
 Jeff Griswold (1990)
 Greg Mercer (1991-1992)
 Chad Bazzell (1993-1996)
 Andy Green (1997-2000)
 J.B. Schmidt (2001-05)
 Nick Mingione
 (assistant coach: 2005-08)
 Chris Bisson (2008-10)
 Trevor Gott (2011)
 Zach Strecker (2012-16)
Todd Guilliams (assistant coach: 2017-18)

30
 David Phelps (1989)
 Jeff Coleman (1988-1990)
 Brad Hindersman (1991-1994)

Bill Hacker (1996-1998)
 Jon Peacock (1999)
 Lance McKinster (2000-2001)
 Chris Parsons (2002)
 Aaron Tennyson (2003-06)
 Brian Spear (2007-08)
 Braden Kapteyn (2009-11)
 Sam Mahar (2012-14)
 Bo Wilson (2015-16)
Sean Hjelle (2017-18)

31
 Roy Bailey (1986-1989)
 Mark Thompson (1990-1992)
 Brad Heyerly (1998)
 Aaron Wilson (1999-2000)
 Brian Schaefer (assistant coach: 2001)
 Wes Harris (2003)
 Matt Robinson (2005-06)
 Colby Brown (2007)
 Navarro Hall (2008-09)
 Jordan Cooper (2010-11)
 Bryce Bastein (2014-15)
 Dima Ballard (2016)

32
 Keith Madison (head coach: 1978-2003)

33
 Steve Zonger (1989-1992)
 Jared Camp (1994)
 Pete Pryor (1995-1996)
 Jon Hooker (1998-2001)
 Jeff Archer (2002)
 Mike Breyman (2003-04)
 Kevin Caldwell (2005)
 Ryan Strieby (2006)
 Aaron Lovett (2007-08)
 Zack Brown (2014-16)
Chris Machamer (2017-18)

34
 Keith Conrad (1989-1990)
 Brian Gibson (1989-1992)
 Chris Combs (1992-1994)
 Billy Taylor (1995)
 Lee Wesley (1997)
 Patrick Mahan (1997-2000)
 Andrew Levenson (2002-04)
 Jan Weisberg (1993-2005)
 Clint Tilford (2007-09)
 Taylor Rogers (2010-12)
 Thomas Weaver (2013)
 Spencer Jack (2014-15)
 Sean Hjelle (2016)
Carson Coleman (2017-18)

35
 Todd Allen (1986-1989)
 Jeff Norman (1990-1992)
 Adam Shadburne (1993-1996)
 Tim Rowland (1997-1998)
 Micah Plotts (1998-1999)
 Cory Hahn (2001-2002)
 Kalen Gibson (2003-05)
 Dewayne Oxford (2006-07)
 Jon Carlson (2010)
 Michael Williams (2011-12)
 Zach Arnold (2013-16)
 Alex Bibb (2017)

36
 Larry Luebbbers (1989-1990)
 Nehemiah Braddy (1991)
 Troy Trumbo (1993-1994)
Brad Dobzanski (2018)

37
 Jim Hinerman
 (graduate asst & asst coach: 1990-1993)
 Omar Henry (1997 & 1999)
 Anthony Kelly (2000)
 John Merritt (2001)
 Adam Kunkel (2002)
 Shane Boyd (2003-04)
 Greg Dombrowski (2005-08)
 Steven Hoagland (2011-12)
 Kyle Barrett (2013)
 Austin Perry (2014)

Austin Keen (2016)
Cam Hill (2018)

38
 Rod Bolton (1989-1990)
 Marcus Robinson (1991)
 Jan Weisberg
 (undergraduate asst & asst coach: 1993-2005)
 Brad Bohannon
 (assistant coach: 2004-15)
Jimmy Ramsey (2018)

39
 Billy VanLandingham (1990-1991)
 Chuck Bartlett
 (assistant coach: 1992-1997)
 Joey King (1998)
 Josh Shofner (1999)
 Aaron McGlone
 (undergraduate asst: 2001)
 David Waespe (2001)
 John Merritt (2002)
 Jason Kipnis (2006)
 Jeremy Sheeting
 (graduate asst: 2008-10)
 Tyler Dunaway (2011-12)
 Casey Schroeder (2013)
 Zach Logue (2015-17)
Zach Haake (2018)

40
 Kris Nuss (1989-1990)
 Curtis Whitney (1994-1996)
 Pete Warfel (1997)
 Daron Schoenrock
 (assistant coach: 1998-1999)
 Scott Malone
 (volunteer assistant: 2000)
 Mike Smith (2001)
 Jimmy Rose (2003-04)
 Michael Ruby (2006)
 Jonathan Huff (2008-09)
 Kevin Bein (2011)
 Greg Fettes (2012-15)
 Zach Reks (2016-17)
Crosby Bringham (2018)

41
 Steve Phillips (1991)
 Pookie Jones (1992-1994)
 Chad Buckman (1995-1997)
 Brandon Webb (1998-2000)
 Matt Fritts (2001)
 James Rodriguez (2002-04)
 Marcus Nidiffer (2006-07)
 Blake Oyler (2014-15)
 Toby Bicknell (assistant coach: 2016)
Grant Macciocchi (2018)

42
 Brian Reed (1991-1994)
 Adam Milburn (1995-1996)
 Jeff Young (volunteer assistant: 1997)
 Ben Shaffar (1998-1999)
 Rob Corrado (2000-2002)
 Rob Bland (2003-04)
 Alex Jordan (2005)
 Chris Craycraft (2006-07)
 Joshua Weninger (2008)
 Micheal Thomas (2010-14)
Brad Schaezner (2015-18)

43
 Justin Sanders (1998)
 Jon Love (2001-2002)
 Heath Castle (2003)
 Miles Noland
 (administrative asst: 2006-07)
 Keith Vorhoff
 (volunteer asst coach: 2008-11)

44
 Ben Shaffar (1998)
 Nathan Kent (1999)
 Scott Wade (2000-03)
 Ryan Dequin (2004)
 Tommy Warner (2004-07)
 Cory Farris (2009-10)
 Alex Phillips (2011-12)

Dorian Hairston (2013-16)
 Colton Cleary (2017)
Ryan Shinn (2018)

45
 Micah Plotts (1998)
 Zak Danks (2001)
 Shane Boyd (2001-2002)
 Aaron Jackson (2003)
 Troy Ragle (2006-07)
 Bryce Robinson (2009)
Aaron McGeorge (2018)

46
 Curtis Whitney
 (undergraduate asst: 1998)
 Lee Wesley (1999)
 Keenan Wiley (2006-10)
 Thomas Bernal (2011-15)
Tanner Johnson (2018)

47
 Jesse Yano (2008)
 T.J. Daugherty (2009-10)
 Tyler Raymond (2011-12)
 Storm Wilson (2013)
Andrew Miller (2018)

48
 Matt McGaha (2006)
Troy Black (2018)

49
 Mark Tanner (2005)
 Matt Holzhter (2006)
 Brian Hastings
 (student asst coach: 2007)
 Logan Parrett (2014-15)
 Jared Freilich (2017)


50
 Neiko Johnson (2007)
 Marshall Gei (2015-17)
Mason Hazelwood (2018)

51
Garrett Hastings (2018)

52
 Zach Pop (2015-17)
Ben Aklinski (2018)

54
Daniel Harper (2018)

55
Austin Marozas (2018)



WE ARE UK



SHIVELY FIELD AT CLIFF HAGAN STADIUM

The Kentucky baseball team calls Shively Field at Cliff Hagan Stadium home since 1979, with renovations done in 2002 and again following the 2006 Southeastern Conference Championship season that saw the only two NCAA Lexington Regionals ever played at the facility.


A new era began in Kentucky baseball history in 2002 as then head coach Keith Madison and the Wildcats moved into their new lair, the \$4.2 million Shively Field at Cliff Hagan Stadium. The state-of-the-art baseball complex replaced the twice-renovated facility that UK baseball had called home since 1969, when it was built as part of the Bernie A Shively Sports Center. In 1990, the facility underwent a \$520,000 renovation to refurbish the stadium.

After the 2006 SEC Championship season, the UK athletic administration decided to invest in exterior improvements of Cliff Hagan. Among the improvements which debuted during the 2007 season, was a new state-of-the-art video board, which enhances the viewing experience for fans.

Also added during the 2007 offseason was a 150 capacity deck in the parking lot behind right field. The outfield fence was also lowered and padded to give fans a clear view of the diamond from anywhere in the outfield parking lot.

In 2017, the Cats earned the opportunity to host an NCAA Regional and were rewarded with record crowds at the stadium. In the winner-take-all showdown with NC State on June 5, a single-game record 5,005 fans poured into the stadium, waiting out a thunderstorm that dumped torrential rain and included heavy lightning and thunder. The Cats staged a come-from-behind victory to advance to the program's first-ever Super Regional.

While Cliff Hagan Stadium is a beautiful place to call home, in Fall 2018 the Wildcats will move into a new \$49 million state-of-the-art facility on par with its peers in the Southeastern Conference. The new stadium – which is yet to be named – will be located off Alumni Drive between the new Kentucky Football Training Facility and the Wendell and Vickie Bell Soccer Complex, adding to the cluster of UK Athletics facilities in the area.



STADIUM FACTS

CAPACITY: 3,000

DIMENSIONS: 340-365-390-350-310

PLAYING SURFACE: Natural Grass (home plate area and baselines are synthetic surface)

YEAR BUILT: 1969 as the Bernie A. Shively Sports Center

RENOVATED: 1990, 2002, 2007

DEDICATED: Oct. 2, 1993





UK'S RECORD AT CLIFF HAGAN STADIUM SINCE 1979

Year	Overall	SEC
1979	14-7	7-5
1980	14-5	4-4
1981	19-5-1	8-3-1
1982	16-10	4-8
1983	25-9	3-6
1984	14-12	4-7
1985	14-9	6-7
1986	19-13	7-13
1987	24-6	8-4
1988	14-6	12-3
1989	15-8	5-7
1990	17-15	5-9
1991	23-6	8-4
1992	19-8	7-5
1993	18-11	3-9
1994	13-9	6-6
1995	11-9	4-8
1996	17-9	9-6
1997	13-13	5-10
1998	15-15	5-10
1999	13-13	7-8
2000	16-11-1	3-10-1
2001	14-12	4-11
2002	8-20	1-14
2003	17-14	6-9
2004	15-17	5-10
2005	20-6	4-5
2006	31-6	13-2
2007	24-10	6-9
2008	28-6	9-6
2009	19-13	7-8
2010	20-10	9-6
2011	21-10	7-8
2012	29-5	11-4
2013	19-12	6-9
2014	19-10	7-8
2015	15-11	7-7
2016	22-10	9-6
2017	30-6	10-5
Total	714-387-2	251-279-2

STADIUM RECORDS

- LONGEST WINNING STREAK:** 21 (2012)
- MOST RUNS SCORED BY UK:** 27 vs. Tennessee-Martin (March 10, 2007)
- MOST RUNS SCORED BY BOTH TEAMS:** 44
 - Mississippi State 28, Kentucky 16 (1989)
- LARGEST CROWD:** 5,005 (vs. NC State, 6/5/2017)
- REGIONALS HOSTED:** 2 (2006, 2017)
- BEST SEASON:** 31-6 (2006)
- ALL-TIME WINNING PERCENTAGE:** .649






UK BASEBALL: 2006 SEC CHAMPS


After a last-place Southeastern Conference finish in 2005 and a preseason expectation to remain in the cellar before the 2006 season, the Kentucky baseball team exploded out of the gates and posted the most successful campaign in the over 100-year history of the Wildcat baseball program.

The 2006 Wildcats ran up a then-school-record 44 wins, claimed the first SEC Championship in school annals, and hosted UK's first NCAA Regional. UK's potent offense set a bevy of school records in the process, including shattering the record for runs scored in a season with 500. UK first baseman Ryan Strieby claimed SEC Player of the Year honors, in addition to earning consensus All-America accolades.

Current head coach Nick Mingione was an assistant coach on the team.



Outfielder Collin Cowgill (above) was the Cats' No. 2 hitter all season, scoring 62 runs. Second baseman John Shelby (below) hit 18 home runs.



(Left) Members of the 2006 championship team returned to campus in Fall 2016 for a 10-year reunion and were recognized at a UK football game.

Seniors pictured (from left to right): Brad Schaezner, Luke Becker, Luke Heyer, Troy Squires and Alec Maley



2018 KENTUCKY BASEBALL SCHEDULE



SUN	MON	TUE	WED	THU	FRI	SAT
FEBRUARY						
18 vs EVANSVILLE 11 AM	19	20	21 XAVIER 4 PM	22	16 at WOFFORD 5 PM	17 at USC UPSTATE 1/5 PM (DH)
25 OAKLAND 1 PM	26	27 WESTERN KY 4 PM	28		23 OAKLAND 4 PM	24 OAKLAND 1 PM

SUN	MON	TUE	WED	THU	FRI	SAT
MARCH						
4 vs LOUISIANA NOON ^	5	6 EASTERN KY 4 PM	7 NORTHERN KY 4 PM	8	2 vs HOUSTON 4:30 PM ^	3 vs SAM HOU ST 1 PM ^
11 TEXAS TECH 1 PM	12	13 MURRAY ST 4 PM	14	15	9 TEXAS TECH 4 PM	10 TEXAS TECH 1 PM
18 at ARKANSAS 2 PM	19	20 at XAVIER 3 PM	21	22	16 at ARKANSAS 7:30 PM	17 at ARKANSAS 3 PM
25 AUBURN 1 PM	26	27	28 MIAMI (OH) 6:30 PM	29	23 AUBURN 6:30 PM	24 AUBURN NOON
					30 at ALABAMA 7 PM	31 at ALABAMA 3 PM

^ SHRINERS HOSPITALS FOR CHILDREN COLLEGE CLASSIC (MINUTE MAID PARK - HOUSTON)

SUN	MON	TUE	WED	THU	FRI	SAT
APRIL						
1 at ALABAMA 2 PM	2	3 LOUISVILLE 6:30 PM	4	5	6 S CAROLINA 6:30 PM	7 S CAROLINA 6 PM
8 S CAROLINA 2 PM	9	10	11 at W CAROLINA 5 PM	12	13 at GEORGIA 7 PM	14 at GEORGIA 7 PM
15 at GEORGIA NOON	16	17 at LOUISVILLE 6 PM	18	19 FLORIDA 7 PM	20 FLORIDA 7:30 PM	21 FLORIDA 1 PM
22	23	24	25 MOREHEAD ST 6:30 PM	26	27 MISSOURI 7:30 PM	28 MISSOURI 2 PM
29 MISSOURI 1 PM	30					

SUN	MON	TUE	WED	THU	FRI	SAT
MAY						
		1	2	3	4 at TENNESSEE 6:30 PM	5 at TENNESSEE 6 PM
6 at TENNESSEE 1 PM	7	8 INDIANA 6 PM	9	10	11 MISSISSIPPI ST 7:30 PM	12 MISSISSIPPI ST 5 PM
13 MISSISSIPPI ST 3 PM	14	15 vs MURRAY ST 7 PM	16	17 at VANDERBILT 7:30 PM	18 at VANDERBILT 3 PM	19 at VANDERBILT 2 PM
20	21	22	23	24 SEC TOURNAMENT HOOVER, ALA.	25	26
27 SEC TOURNAMENT	28	29	30	31		

■ HOME ■ AWAY

All times Eastern and subject to change
For up-to-date game information, visit UKathletics.com

2 0 1 8 K E N T U C K Y B A S E B A L L

WE ARE UK



  @UKBASEBALL |  @KENTUCKYBASEBALL



 Athletics.com