

CONSECUTIVE
NCAA REGIONAL
APPEARANCES

9

NCAA SUPER
REGIONAL
APPEARANCES

5



KATIE REED

ALEX MARTENS

BROOKLIN HINZ

ERIN RETHLAKE

RACHAEL METZGER

BAILEY VICK

KENTUCKY

2018 SOFTBALL MEDIA GUIDE

1

2014
WOMEN'S
COLLEGE
WORLD
SERIES

ALL-
AMERICANS

6





2018 KENTUCKY SOFTBALL MEDIA GUIDE



TABLE OF CONTENTS

Table of Contents/Media Information	1
2018 Television Spot/Photo Chart	2
2018 Roster	3
2018 Quick Facts.....	4
2018 Schedule	5
Abbey Cheek.....	6
Kelsee Henson	7
Brooklin Hinz.....	8
Hannah Huffman	9
Kalia Johnson	10
Alex Martens.....	11
Rachael Metzger	12
Kierston Moore.....	13
Sarah Rainwater.....	14
Katie Reed.....	15
Erin Rethlake.....	16-17
Ashley Ruiz.....	18
Jenny Schaper	19
Larissa Spellman	20
Bailey Vick.....	21
Newcomers.....	22-24
COACHES	
Head Coach Rachel Lawson	25-26
Rachel Lawson vs. All Opponents	27
Associate Head Coach Kristine Himes.....	28
Assistant Molly Johnson	29
Softball Support Staff	30-31
OPPONENTS	
2018 Opponents Information	32-34
2018 Tournament Information.....	34
HISTORY AND RECORDS	
2017 Individual Stats	35
2017 Game-by-Game Summary	36
2017 SEC Recap	37-38
UK vs. All Opponents	39
All-Time Results	40-44
All-Time Honors	45-46
Career Records	47-48
Single Season Records	49-50
Game Records	52
Team Records	53
Single Season Records by Class	54
Letterwinners	55
All-time Numbers	56

MEDIA INFORMATION

TO THE MEDIA

The 2018 University of Kentucky softball media supplement is intended to answer any questions you might have about the season. If you need additional information, special stories, pictures or have any questions, please feel free to contact us at the media relations office.

INTERVIEWS

All interviews with UK softball student-athletes and coaches must be coordinated through the UK media relations office. UK athletes are available before or after practice, while head coach Rachel Lawson and staff are available upon request. Please make all interview requests at least 48 hours before the desired interview time to Chris Shoals at media relations.

UK MEDIA RELATIONS INFO

Asst. AD for Media Rel.: Tony Neely
Associate Directors.: Evan Crane, Susan Lax, Deb Moore, Eric Lindsey
Assistant Directors: Matt May, Jake Most, Chris Shoals
Asst. Director/Internet: Tim Letcher
Director of Strat. Com.: Guy Ramsey
Media Relations Assistants.: Karlie Kinner, Mike Scholze
Office Coordinator: Stephanie Guy
Creative Director: Brandon Kolditz
Asst. Multimedia Director: Matt Taylor
Team Photographers: Chet White, Britney Howard, Quinn Foster

CONTACT INFORMATION

Softball Contact: Chris Shoals
Office Phone: (859) 257-8437
Cell Phone: (513) 312-2489
FAX: (859) 323-4310
E-Mail: cmsh223@uky.edu



@UKSoftball



UKSoftball



Kentucky Softball




2018 RADIO/TELEVISION CHART



1 • INF
[Jr.]

Sarah
Rainwater



2 • OF
[So.]

Bailey
Vick



3 • P
[Fr.]

Grace
Baalman



6 • C
[Jr.]

Jenny
Schaper



7 • P
[So. - TR]

Autumn
Humes



8 • P/INF
[Sr.]

Erin
Rethlake



9 • INF
[Fr.]

Lauren
Johnson



11 • UTL
[Jr.]

Abbey
Cheek




13 • INF
[Fr.]

Mallory
Peyton



17 • P
[Fr.]

Bethany
Todd



19 • OF
[Jr.]

Kelsee
Henson



21 • OF
[Jr.]

Hannah
Huffman



22 • INF
[So.]

Kierston
Moore



23 • INF
[Jr.]

Katie
Reed



25 • OF
[Sr.]

Brooklin
Hinz



28 • P
[So.]

Ashley
Ruiz



30 • P
[So.]

Larissa
Spellman



33 • INF
[So.]

Alex
Martens




44 • C
[Sr.]

Rachael
Metzger



88 • P
[So.]

Kalia
Johnson



HC (11th)

Rachel
Lawson



AHC (11th)

Kristine
Himes



AC (8th)

Molly
Belcher



2018 ALPHABETICAL/NUMERICAL ROSTER

ALPHABETICAL ROSTER

No.	Name	Position	Class	B/T	Hometown (High School/Last College)
3	Grace Baalman	Pitcher	Fr.	R/R	Hardin, Ill./Calhoun HS
11	Abbey Cheek	Utility	Jr.	R/R	Inman, S.C./Chapman HS
19	Kelsee Henson	Outfield	Jr.	L/R	Paducah, Ky./McCracken County HS
25	Brooklin Hinz	Outfield	Sr.	R/R	Olathe, Kan./St. Thomas Aquinas HS
21	Hannah Huffman	Outfield	Jr.	L/R	Lebanon, Ohio/Lebanon HS
7	Autumn Humes	Pitcher	So. - TR	R/R	Bald Knob, Ark./Harding University (Ark.)
88	Kalia Johnson	LHP	So.	L/L	Covington, Ga./Alcovy HS
9	Lauren Johnson	Infield	Fr.	L/R	Owensboro, Ky./Daviess Co. HS
33	Alex Martens	Infield	So.	L/R	McHenry, Ill./McHenry West HS
44	Rachael Metzger	Catcher/Infield	Sr.	R/R	Bakersfield, Calif./Garces Memorial HS
22	Kierston Moore	Infield	So.	R/R	Marietta, Ga./Sprayberry HS
13	Mallory Peyton	Infield	Fr.	R/R	Madisonville, Ky./Madisonville HS
1	Sarah Rainwater	Outfield	Jr.	R/R	Nicholasville, Ky./East Jessimine HS
23	Katie Reed	Infield	Jr.	R/R	St. Louis, Mo./Oakville HS
8	Erin Rethlake	Utility	Sr.	L/L	Huntington, Ind./Huntington HS
28	Ashley Ruiz	RHP	So.	R/R	Aliso Viejo, Calif./Palm Aliso Niguel HS
6	Jenny Schaper	Catcher	Jr.	R/R	St. Louis, Mo./Lutheran HS
30	Larissa Spellman	RHP	So.	R/R	Butler, N.J./Butler HS
17	Bethany Todd	Pitcher	Fr.	R/R	Woodford Co., Ky./Woodford Co. HS
2	Bailey Vick	Outfield	So.	L/R	Paducah, Ky./McCracken Co. HS

NUMERICAL ROSTER

No.	Name	Position	Class	B/T	Hometown (High School/Last College)
1	Sarah Rainwater	Outfield	Jr.	R/R	Nicholasville, Ky./East Jessimine HS
2	Bailey Vick	Outfield	So.	L/R	Paducah, Ky./McCracken Co. HS
3	Grace Baalman	RHP	Fr.	R/R	Hardin, Ill./Calhoun HS
6	Jenny Schaper	Catcher	Jr.	R/R	St. Louis, Mo./Lutheran HS
7	Autumn Humes	RHP	So. - TR	R/R	Bald Knob, Ark./Harding University (Ark.)
8	Erin Rethlake	Utility/LHP	Sr.	L/L	Huntington, Ind./Huntington HS
9	Lauren Johnson	Infield	Fr.	L/R	Owensboro, Ky./Daviess Co. HS
11	Abbey Cheek	Utility	Jr.	R/R	Inman, S.C./Chapman HS
13	Mallory Peyton	Infield	Fr.	R/R	Madisonville, Ky./Madisonville HS
17	Bethany Todd	RHP	Fr.	R/R	Woodford Co., Ky./Woodford Co. HS
19	Kelsee Henson	Outfield	Jr.	L/R	Paducah, Ky./McCracken County HS
21	Hannah Huffman	Outfield	Jr.	L/R	Lebanon, Ohio/Lebanon HS
22	Kierston Moore	Infield	So.	R/R	Marietta, Ga./Sprayberry HS
23	Katie Reed	Infield	Jr.	R/R	St. Louis, Mo./Oakville HS
25	Brooklin Hinz	Outfield	Sr.	R/R	Olathe, Kan./St. Thomas Aquinas HS
28	Ashley Ruiz	RHP	So.	R/R	Aliso Viejo, Calif./Palm Aliso Niguel HS
30	Larissa Spellman	RHP	So.	R/R	Butler, N.J./Butler HS
33	Alex Martens	Infield	So.	L/R	McHenry, Ill./McHenry West HS
44	Rachael Metzger	Catcher/Infield	Sr.	R/R	Bakersfield, Calif./Garces Memorial HS
88	Kalia Johnson	LHP	So.	L/L	Covington, Ga./Alcovy HS

COACHING STAFF

Head Coach: Rachel Lawson (11th season)
 Associate Head Coach: Kristine Himes (11th season)
 Assistant Coach: Molly Johnson (Eighth season)
 Assoc. AD for Administration: Steph Simmons (Third season)

GA: Sandra Simmons (Second season)
 Bullpen: Shannon Smith (First season)
 Head Athletic Trainer: Bri Papotto (Fifth season)
 SID: Chris Shoals (Third season)



2018 SOFTBALL QUICK FACTS

GENERAL INFORMATION

Location: Lexington, Kentucky
 Founded: 1865
 Enrollment: 30,000
 Nickname: Wildcats
 Colors: Blue and White
 Conference: Southeastern
 President: Dr. Eli Caplouto
 Athletic Director: Mitch Barnhart

COACHING/SUPPORT STAFF

Head Coach: Rachel Lawson
 Alma mater: UMASS, 1994
 Years at UK: 11th Year
 Record at UK: 361-232, 118-136 SEC
 Career record: 451-314 (13 Years)

Assistant Coach: Kristine Himes
 Alma mater: Ohio State, 2003
 Years at UK: 11th Year

Assistant Coach: Molly Belcher
 Alma mater: Kentucky, 2010
 Years at UK: Eighth Year

Graduate Assistant (Operations): Sandra Simmons
 Alma mater: LSU, 2016
 Years at UK: Second Year

Bullpen Coordinator: Shannon Smith
 Alma mater: Kentucky, 2017
 Years at UK: First Year

Head Athletic Trainer: Bri Papotto
 Alma mater: Kentucky, 2014
 Years at UK: Fifth Year

TEAM INFORMATION

2017 Record: 39-19
 2017 SEC record: 12-12
 2017 SEC Finish: T-6th
 2017 NCAA Finish: Eugene Super Regional (2-0, Oregon)
 2017 Final Ranking: 17/17
 Letterwinners: 15 returning, 4 lost
 Starters 7 returning, 2 lost
 Pitchers 4 returning, 2 lost
 Newcomers: 5

TOP STATISTICAL RETURNERS

Katie Reed (SS) - .353, 26 runs, 71 hits, 21 RBI, 16 stolen bases
 Erin Rethlake (P/INF/OF) - 1.95 ERA, 10-5 / .300, 22 runs, 48 hits
 Bailey Vick (LF) - .321, 21 runs, 50 hits, 10 stolen bases
 Abbey Cheek (3B) - .318, 40 runs, 55 hits, 13 HR, 41 RBI

NEWCOMERS (5)

Grace Baalman (P), Hardin, Illinois
 Autumn Humes (P), Bald Knob, Arkansas
 Lauren Johnson (INF), Owensboro, Kentucky
 Mallory Peyton (INF), Madisonville, Kentucky
 Bethany Todd (P), Woodford County, Kentucky

STADIUM INFORMATION

Stadium: John Cropp Stadium
 Capacity: 1,500
 Dimensions: L-200, C-220, R-200

MEDIA RELATIONS

Contact: Chris Shoals
 Office Phone: 859.257.8437
 Mobile Phone: 513.312.2489
 Email: cms223@uky.edu





2018 KENTUCKY SOFTBALL SCHEDULE

Date	Opponent	National TV	Site	Time (ET)
Feb. 10	at New Mexico State (DH)		Las Cruces, N.M.	6 p.m. ET / 8 p.m. ET
Feb. 11	at New Mexico State		Las Cruces, N.M.	4 p.m. ET
Feb. 15	at San Diego State #		San Diego, Calif.	9 p.m. ET
Feb. 16	vs. Cal State Fullerton #		San Diego, Calif.	2:30 p.m. ET
Feb. 16	vs. Illinois-Chicago #		San Diego, Calif.	5 p.m. ET
Feb. 17	vs. North Dakota State #		San Diego, Calif.	7:30 p.m. ET
Feb. 17	vs. Cal State Fullerton #		San Diego, Calif.	10 p.m. ET
Feb. 23	vs. Minnesota %		Orlando, Fla.	3 p.m. ET
Feb. 23	vs. Duke %		Orlando, Fla.	5:45 p.m. ET
Feb. 24	vs. Bradley %		Orlando, Fla.	3 p.m. ET
Feb. 24	vs. Harvard %		Orlando, Fla.	5:30 p.m. ET
Feb. 25	vs. Purdue %		Orlando, Fla.	9 a.m. ET
March 1	DAYTON	[SECN+]	Lexington, Ky.	4 p.m. ET
March 3	OHIO^	[SECN+]	Lexington, Ky.	1:30 p.m. ET
March 3	SEMO^	[SECN+]	Lexington, Ky.	4 p.m. ET
March 4	SEMO^	[SECN+]	Lexington, Ky.	12:30 p.m. ET
March 4	OHIO^	[SECN+]	Lexington, Ky.	3 p.m. ET
March 6	SIUE	[SECN+]	Lexington, Ky.	4 p.m. ET
March 9	at Florida*	[SECN+]	Gainesville, Fla.	6 p.m. ET
March 10	at Florida*	[SEC Network]	Gainesville, Fla.	6 p.m. ET
March 11	at Florida*	[SEC Network]	Gainesville, Fla.	Noon ET
March 14	INDIANA	[SEC Network]	Lexington, Ky.	7 p.m. ET
March 17	LSU*	[SEC Network]	Lexington, Ky.	Noon ET
March 18	LSU*	[ESPNU]	Lexington, Ky.	4:30 p.m. ET
March 19	LSU*	[SEC Network]	Lexington, Ky.	7 p.m. ET
March 21	at Morehead State		Morehead, Ky.	3 p.m. ET
March 23	at Auburn*	[SECN+]	Auburn, Ala.	7 p.m. ET
March 24	at Auburn*	[SEC Network]	Auburn, Ala.	8 p.m. ET
March 25	at Auburn*	[SECN+]	Auburn, Ala.	3 p.m. ET
March 28	at Ohio State		Columbus, Ohio	6 p.m. ET
March 30	ALABAMA*	[SECN+]	Lexington, Ky.	6 p.m. ET
March 31	ALABAMA*	[ESPN2]	Lexington, Ky.	5 p.m. ET
April 1	ALABAMA*	[SECN+]	Lexington, Ky.	1 p.m. ET
April 3	at Eastern Kentucky		Richmond, Ky.	6 p.m. ET
April 4	LOUISVILLE	[SEC Network]	Lexington, Ky.	6 p.m. ET
April 6	MIDDLE TENNESSEE STATE	[SECN+]	Lexington, Ky.	6 p.m. ET
April 7	MIDDLE TENNESSEE STATE	[SECN+]	Lexington, Ky.	2 p.m. ET
April 10	EASTERN KENTUCKY	[SECN+]	Lexington, Ky.	6 p.m. ET
April 13	at Texas A&M*	[SECN+]	College Station	7 p.m. ET
April 14	at Texas A&M*	[ESPN2]	College Station	3 p.m. ET
April 15	at Texas A&M*	[SEC Network]	College Station	3 p.m. ET
April 18	at Western Kentucky		Bowling Green, Ky.	7 p.m. ET
April 20	GEORGIA*	[SECN+]	Lexington, Ky.	6 p.m. ET
April 21	GEORGIA*	[SECN+]	Lexington, Ky.	2 p.m. ET
April 22	GEORGIA*	[SECN+]	Lexington, Ky.	1 p.m. ET
April 24	NORTHERN KENTUCKY	[SECN+]	Lexington, Ky.	6 p.m. ET
April 27	at Tennessee*	[SECN+]	Knoxville, Tenn.	6 p.m. ET
April 28	at Tennessee*	[SECN+]	Knoxville, Tenn.	2 p.m. ET
April 29	at Tennessee*	[SECN+]	Knoxville, Tenn.	1:30 p.m. ET
May 4	SOUTH CAROLINA*	[SEC Network Bases Loaded]	Lexington, Ky.	7 p.m. ET
May 5	SOUTH CAROLINA*	[SECN+]	Lexington, Ky.	2 p.m. ET
May 6	SOUTH CAROLINA*	[SECN+]	Lexington, Ky.	1 p.m. ET
May 9-12	2018 SEC Softball Tournament	[SEC Network, ESPN]	Columbia, Mo.	TBA
May 17-20	NCAA Regionals	[ESPN2, ESPNU, ESPN3]	TBA	TBA
May 24-27	NCAA Super Regionals	[ESPN, ESPN2, ESPNU]	TBA	TBA
May 31-June 6	2018 Women's College World Series	[ESPN, ESPN2]	Oklahoma City, Okla.	TBA

All times Eastern and subject to change; Home games in bold; * denotes SEC games; # denotes 2018 Campbell/Cartier Classic (San Diego, Calif.); % denotes 2018 Disney Citrus Classic (Orlando, Fla.); ^ denotes 2018 John Cropp Classic (Lexington, Ky.)



ABBEY CHEEK

#11 • R/R • INF • JUNIOR • INMAN, S.C. (CHAPMAN HS)

Sophomore (2017): Team leader in runs scored, home runs and RBI ... First UK player with 20+ HR in first two seasons at UK ... Hits in 33 of the last 46 games ... Hit a grand slam, the second of her career, against Illinois-Chicago in the bottom of the fifth inning in a 2-2 game at the time ... Home runs have come against Pittsburgh, Florida Atlantic, Memphis, Illinois-Chicago, Drexel, Arkansas, Tennessee, Mizzou and two in the same game against South Carolina this season ... Stolen eight bases in nine tries-, including 4-for-4 at the Coach B Classic in week four of the season ... 12 multi-RBI games on the season to lead all UK players ... Hit .574 overall with four RBI and two runs scored against Arkansas ... Went 2-for-3 with an RBI against Louisville ... Hit .476 vs. Mizzou, belting three home runs, knocking in five runs and coming around to score four times, including scoring a run in all three games ... Named CollegeSports Madness SEC Player of the Week (4/25) ... Moved to lead-off in game two of the Texas A&M series and was there until game three of the Mississippi State series ... Two runs scored in three of the last five games.

Freshman (2016): SEC ALL-FRESHMAN TEAM (DP/UTL) ... SEC Freshman of the Week (3/7) ... Kentucky's highest-rated freshman in the Class of 2016 coming out of high school ... Led Kentucky in RBIs with 52 on the season ... Had 10 home runs, including a grand slam against No. 4 Oregon at the Kajikawa Classic ... Had 21 extra-base hits on the season, including two triples ... Drew 17 walks, including three vs. South Carolina ... Had a go-ahead homer against Arkansas to put UK up 5-4 and score the game-winning run to secure the series sweep ... Hit the game-winning 3-run home run at Ohio in the second game of a double-header in Athens ... Had the go-ahead HR in the bottom of the sixth inning vs. ECU to put UK up 2-1 after trailing 1-0 ... Had three game-winning home runs last week - vs. ECU and Friday/Sunday vs. Missouri ... Of her four home runs in week 10 of the season, three hit off the videoboard at John Cropp Stadium ... Scored nine runs in the last eight games

Pre-College: Considered the top overall prospect in the state of South Carolina by SCVarsity.com and The State, Cheek brings raw talent and power to the Bluegrass State. Cheek is an all-around athlete earning countless honors in softball, volleyball and basketball. Cheek had a great junior season with a .549 batting average, adding 16 home runs, three triples and six doubles. Those gaudy numbers came even though most teams didn't pitch to the slugger, registering over 30 walks - mostly intentional - which set a new school record. Cheek hit .486 her sophomore season with 12 homers, five triples and 12 doubles, while her freshman season she had seven homers, five triples and nine doubles. The impressive athlete has led Chapman to the regional and division championship each of the last three seasons. Cheek played a year up with the SC Elite, hitting over 200 home runs in her nine years with the squad. Cheek is on fullcountsoftball.com's national watch list and was named to the USA Elite Select All-Star roster. An all-region honoree in volleyball and basketball, Cheek is very involved away from athletics as a four-year member of the Fellowship of Christian Athletes and Beta Club. Daughter of Monica Cheek and stepfather Lee Newman, she has an older brother, Jerrett Heard, and sister, Caitlyn Cheek.



CAREER STATS

Year	Avg	GP	GS	AB	R	H	2B	3B	HR	RBI	TB	SLG%	BB	HBP	SO	GDP	OB%	SF	SH	SB	ATT	PO	A	E	FLD%
2016	.326	60	60	172	42	56	9	2	10	52	99	.576	18	6	27	5	.402	3	1	4	7	86	58	5	.966
2017	.318	58	58	173	40	55	6	1	13	41	102	.590	19	4	25	3	.394	2	1	9	10	53	157	12	.946
TOTAL	.322	118	118	345	82	111	15	3	23	93	201	.583	37	10	52	8	.398	5	2	13	17	139	215	17	.954



KELSEE HENSON

#19 • L/L • OF • JUNIOR • PADUCAH, KY. (MCCRACKEN CO. HS)

Sophomore (2017): Career-high two RBI's in a win over Central Florida on opening weekend, with one coming as an RBI single up the middle, and the other coming as a SAC fly to deep center to tie the game at the time ... Is a power bat off the bench for UK with most of her appearances coming in the pinch-hit variety ... Will play the corner outfield spots when in the field ... Stole her first-career base vs. Michigan on March 12 ... Started games two and three for UK in the DP spot against Arkansas ... Scored her third run this season in a pinch-running capacity in game three at Mizzou ... Scored as a pinch runner vs. South Carolina in the SEC Tournament quarterfinals.

Freshman (2016): Hit a 3-run home run against New Mexico on the first pitch that she saw in her first appearance in the box at the Kajikawa Classic ... Had one start in her career, against San Diego State in the Campbell/Cartier Classic ... Had four hits in 12 at-bats this season, with all four hits coming in a pinch-hit variety ... Had six RBI, and hit .294 with runners in scoring position this season ... Got a pinch hit at-bat vs. Missouri on 4/16.

Pre-College: Kelsee has been a member of the All-District Team for the past three years. She has been named to the All-Region Team for the past two years. Kelsee was voted 2nd team All-State as a sophomore and All-State honorable mention as a freshman. She has been a state runner-up for two years and was a member of the East/West All-Star team.



CAREER STATS

Year	Avg	GP	GS	AB	R	H	2B	3B	HR	RBI	TB	SLG%	BB	HBP	SO	GDP	OB%	SF	SH	SB	ATT	PO	A	E	FLD%
2016	.357	14	2	14	2	5	1	0	1	6	9	.643	1	0	4	0	.400	0	1	0	0	0	0	0	.000
2017	.091	30	5	11	5	1	0	0	0	3	1	.091	0	0	4	0	.077	2	0	1	3	0	0	0	.000
TOTAL	.240	44	7	25	7	6	1	0	1	9	10	.400	1	0	8	0	.250	2	1	1	3	0	0	0	.000



BROOKLIN HINZ

#25 • R/R • OF • SENIOR • OLATHE, KANSAS (ST. THOMAS AQUINAS HS)

Junior (2017): After entering the last two weekends of play in SEC action hitting .139 - she hit three home runs in the last eight games ... Two hits in three of the last nine games ... Has the best workrate of anyone as far as time hitting extra in the cages and working on her offense according to Rachel Lawson ... Hit seven HR's a season ago, and has four this season including three HR's in the last three games ... Has 25 runs scored on 24 hits, including three in the John Cropp Classic ... Stole nine bases this year after only two in her prior two seasons combined at Kentucky ... Hit a home run vs. Evansville in a 0-0 game in the bottom of the fourth inning to give UK the lead ... Had her first multi-hit game of the season vs. Evansville as well ... Scored as a pinch runner against Florida to put the Wildcats up 4-1 in the game UK won ... Had a double against Mizzou for her first hit since March 19 (15 games) ... Broke up TAMU's no hitter in the fifth with UK's first hit (a double) and came around to score the first of three runs in the inning ... Had an RBI triple to the wall in CF against Illinois to score UK's first run in the Regional Final.

Sophomore (2016): Hit her first-career grand slam against Albany in the opening game of the Winthrop Invitational ... Hit seven home runs, just three off Abbey Cheek's 10 for the team lead in that category ... Had 18 extra-base hits ... Scored a career-high two runs against South Dakota ... Had eight multi-hit games, including her first three-hit game of her career against South Dakota ... Had UK's first home run of the season against Notre Dame ... Had two doubles and three RBI in Saturday win at South Carolina ... Hit .545 against the Gamecocks in that three-game series ... Had the game-winning 2-run HR against Ole Miss in the Sunday rubber match of that series ... Had eight multi-RBI games ... Hit two home runs vs. ECU and Missouri ... Had game-winning RBI at Louisville on April 27 to secure UK's fifth win over U of L in last six times played.

Freshman (2015): Started 42 games, playing mostly in leftfield or as a the designated player ... Finished the team with a .215 average, adding 10 runs scored, five doubles, one homer and 12 RBI ... Had a five-game hitting streak early in the season ... First career hit came at highly ranked Florida State, going 2-for-3 with a run scored ... Had two RBI in both of UK's games vs. Georgia Southern ... Went 1-for-3 against highly ranked Arizona with a double ... Went 1-for-2 against Ohio with an RBI double ... Went 2-for-3 in the series finale vs. Auburn with a double and the first home run of career - a two-run shot in the seventh inning ... Had a hit in the last two games vs. LSU and a single vs. Louisville ... Came off the bench to collect Kentucky's first hit vs. WKU in the eighth inning and earned a hit in the series opener vs. Georgia ... Went 2-for-4 in game two vs. Tennessee with a two-out, two-RBI single in the seventh inning ... Went 3-for-3 against Ball State with a double and two runs scored.

High School: Four-year letterwinner at St. Thomas Aquinas High School under head coach Chris Orel ... Holds several single-season school records, including hits (47), triples (11), home runs (7) and shutouts (11) ... Ended her career by holding eight of the nine offensive school records, while the one she didn't hold she ranked second ... Ended her high school career holding four of five pitching records ... Career batting average of .561 with 174 hits, 21 home runs and 108 RBI, while her career pitching marks are just as impressive with a 73-8 record and 1.17 ERA with 602 strikeouts and 34 shutouts ... Amazing senior season all-around, hitting .701 with 47 hits and eight home runs, while she went 18-1 in the circle with a 1.18 ERA and 132 strikeouts ... Hit .568 at the plate her junior season, including 12 doubles, three triples and seven homers, while she was 17-1 in the circle with 156 strikeouts in 109 innings pitched ... Great sophomore season as well, hitting .587 with 11 doubles and 11 triples, going 22-2 in the circle ... Had 13 doubles and hit .422 her freshman season ... A four-year all-state, all-metro and All-Eastern Kansas League honoree, while also being named her team's Most Valuable Player each of the last four seasons ... She was a Hyvee Player of the Week in 2012 and has helped lead her team to the Kansas 5A State Championship game ... Outside of softball, she has been very active in her community with over 100 hours of community service and is a four-year member of the school's academic honor roll ... The daughter of Bruce and Renee Hinz, she has one brother, Bayler ... Bruce played collegiate baseball at Oklahoma.



CAREER STATS

Year	Avg	GP	GS	AB	R	H	2B	3B	HR	RBI	TB	SLG%	BB	HBP	SO	GDP	OB%	SF	SH	SB	ATT	PO	A	E	FLD%
2015	.215	55	42	121	10	26	5	0	1	12	34	.281	8	5	34	2	.291	0	1	1	1	16	0	0	1.000
2016	.310	56	52	142	22	44	12	0	7	35	77	.542	11	6	17	0	.381	1	4	1	2	20	2	1	.957
2017	.234	54	38	107	26	25	7	1	5	13	49	.458	12	4	28	0	.331	1	2	9	10	35	3	2	.950
TOTAL	.257	165	132	370	58	95	24	1	13	60	160	.432	31	15	79	2	.337	2	7	11	13	71	5	3	.962



HANNAH HUFFMAN

#21 • L/R • OF • JUNIOR • LEBANON, OHIO (LEBANON HS)

Sophomore (2017): One of Kentucky's primary pinch runners off the bench ... Scored eight runs, with all of them coming in the pinch running capacity ... Known for her speed and smarts on the basepaths ... Baited a throw to second base on double steal vs. Michigan to score Erin Rethlake from third to give UK the lead ... Is a lefty slapper when she gets the chance to bat in a game ... Stole the first two bases of her season at the John Cropp Classic, with swipes against Drexel and Michigan.

Freshman (2016): Had 31 appearances this season for Kentucky, with 29 of them coming in a pinch-runner capacity ... Extremely smart on the basepaths and quick as well ... Has one career at-bat, and it was vs. Miami (OH) ... Scored 15 runs from the pinch-running role and stolen four bases ... Scored the game-winning run in a pinch-running role against Indiana.

Pre-College: A speedy, left-handed hitter that is a strong slapper and can also showcase some power, Huffman comes to Kentucky after an impressive high school career at Lebanon High School in Ohio. Huffman hit .519 this fall for LHS, including a .595 on-base percentage and 21 stolen bases. Her junior year, Huffman hit .452, while she hit .333 her sophomore season with a .380 on-base percentage and one home run and .350 her freshman season with a .409 on-base percentage. Huffman helped her team make deep runs into post-season play each of the last three years, including the state championship game her freshman season. Behind Huffman's strong play, LHS claimed district and sectional championships each of the last three years, while advancing the state semifinals last season. The outfielder, who can play some infield, was named all-league each of the last two years. Huffman was also a strong performer in travel ball, hitting .510 last summer with two home runs and 70 stolen bases, while the summer of her sophomore season she had a .572 on-base percentage with a .450 batting average. Huffman is a skilled athlete that also participated in cross country in high school, qualifying for regionals all three years. Outside of athletics, Huffman was a four-year Harmon Civic Trust Scholar Athlete and member of the National Honors Society and secretary of her school's Fellowship of Christian Athletes. She also was an ASA Gold Participant and volunteered at the LPC Feeding Ministry. The daughter of John and Krista Huffman, Hannah has one sister, Zoe. She is planning a major in architecture.



CAREER STATS

Year	Avg	GP	GS	AB	R	H	2B	3B	HR	RBI	TB	SLG%	BB	HBP	SO	GDP	OB%	SF	SH	SB	ATT	PO	A	E	FLD%
2016	.000	34	0	3	15	0	0	0	0	0	0	.000	0	1	0	0	.250	0	0	5	5	0	0	0	.000
2017	.000	20	0	0	8	0	0	0	0	0	0	.000	0	0	0	0	.000	0	0	2	2	0	0	0	.000
TOTAL	.000	54	0	3	23	0	0	0	0	0	0	.000	0	1	0	0	.250	0	0	7	7	0	0	0	.000



KALIA JOHNSON

#88 • L/L • P • SOPHOMORE • COVINGTON, GA. (ALCOVY HS)

Freshman (2017): Did not play.

Pre College: Joins the Wildcats out of Alcovy High School in Covington, Ga. Johnson in 2015-16 is batting a blistering .525 with 31 hits in 59 official at-bats. She scored 22 runs, has nine doubles and six homers this season alone at the plate. In the circle, Johnson has a 1.05 earned run average and a 5-1 record in her 13 appearances. In her 73.1 innings pitched, Johnson has allowed just 11 earned runs and has struck out 122 of the 307 batters that she's faced. Johnson has set the Georgia high school record for highest amount of strikeouts recorded and home runs hit in a single season, and was a member of the Georgia All-Star High School team. She is a two-time MVP, two-time Coaches Award winner, has won the Player of the Week four times in addition to being a three-time All-County pitcher.



CAREER STATS

Year	Avg	GP	GS	AB	R	H	2B	3B	HR	RBI	TB	SLG%	BB	HBP	SO	GDP	OB%	SF	SH	SB	ATT	PO	A	E	FLD%
2017	.000	0	0	0	0	0	0	0	0	0	0	.000	0	0	0	0	.000	0	0	0	0	0	0	0	.000
TOTAL	.000	0	0	0	0	0	0	0	0	0	0	.000	0	0	0	0	.000	0	0	0	0	0	0	0	.000



ALEX MARTENS

#33 • L/R • INF • SOPHOMORE • MCHENRY, ILL. (MCHENRY WEST HS)

2017 (Freshman): SEC All-Freshman Team ... 2017 NCAA Lexington Regional MVP ... Led the team with 13 doubles ... Hit .714 in the NCAA Regional with a key HR and five RBI's ... All doubles came in non-conference play except two (at Mizzou in Sunday's 10-8 win, at Miss St. in Sunday's win) ... Had a team-high 17-game on-base streak going, the highest of any UK player this season until it was snapped in game three vs. Arkansas on March 25 ... One of the most mentally tough and smartest freshman that Rachel Lawson has ever coached ... Plays a great second base, replacing Katie Reed - who moved to SS in the offseason ... Had 50+ hits on the season including 12 multi-hit games ... Hit a walk-off, game-winning HR on Opening Day in UK's first game of the season against Florida A&M in Orlando, Florida at the UCF Invite ... Has five different two-RBI hits on the season (in games against FAMU, Oregon, Drexel, Mississippi State, Illinois) ... Hit lead-off for the first time in her career vs. Kent State at the John Cropp Classic, but will typically bat third or fourth in the order ... Hit a home run at Georgia in game three ... Had a two-out, two-RBI single to score the game-winning runs vs. Arkansas in game two - that was her first-career four-RBI game ... Went 3-for-4 against Indiana for her first-career three-hit game ... Against IU had two singles and a double and scored three runs in the game, also a career high ... Had the game-winning RBI double in the 11th vs. Mississippi State on Sunday with two outs.

High School: Second basemen and shortstop Alex Martens joins the Wildcats out of McHenry West High School in McHenry, Ill., representing the first player to sign with UK from the Prairie State since Lauren Cumbess (Nomal, Ill.) in 2011. Martens, who bats left and throws right, is hitting at a .532 clip in her last 69 games played with a .587 on-base percentage. She's knocked in 82 runs and scored 83 times, while collecting 118 base hits. She is ranked as a top-60 player nationally by FloSoftball.com and is coming off a junior campaign where she hit .546 with eight homers and 51 RBI. Martens was ICA All-State First Team, Northwest Area All-Area, conference and regional champions, a member of the Chicago Bandits All-Star team, named to the Fox Valley All-Conference team as well as earning a nomination for the Gatorade Player of the Year. She is a multi-sport athlete for McHenry High School, also playing volleyball on the varsity team each of the last two seasons.



CAREER STATS

Year	Avg	GP	GS	AB	R	H	2B	3B	HR	RBI	TB	SLG%	BB	HBP	SO	GDP	OB%	SF	SH	SB	ATT	PO	A	E	FLD%
2017	.295	58	58	176	14	52	13	0	4	30	77	.438	18	2	17	0	.365	1	2	0	0	101	97	13	.938
TOTAL	.295	58	58	176	14	52	13	0	4	30	77	.438	18	2	17	0	.365	1	2	0	0	101	97	13	.938



RACHAEL METZGER

#44 • R/R • C/INF • SENIOR • BAKERSFIELD, CALIF. (GARCES MEMORIAL HS)

Junior (2017): Two games where she has hit two HR's (Drexel and at Georgia in game 2) ... Hit her first-career grand slam vs. Memphis at the FAU Invite in Boca Raton for her second HR of the season ... Hit her first homer of the season against Central Florida at the Knights Invitational in Orlando ... Will play a solid first base for the Wildcats when Erin Rethlake is either pitching or listed on the lineup as the DP ... Is UK's back-up catcher to Jenny Schaper, and will mostly catch outings from Larissa Spellman or Shannon Smith ... Leads Kentucky in slugging percentage (.602) and is second in home runs with Abbey Cheek having 10 to her eight ... Hit two HR's vs. Drexel, both two-run home runs ... That was the first time in her career she hit two HR's in a game and then the next weekend hit two HR's at Georgia in the second game of the series ... Was also a career-high tying four RBI performance vs. Drexel ... Led off the top of the 7th in a 1-1 game at Northern Kentucky with a double, to score the game-winning run ... Went 3-for-4 with a double, two singles and two two-out RBI's vs. Indiana ... Was her first-career three-hit game on Wednesday vs. IU ... Hit the go-ahead HR in UK's 10-8 win when UK rallied from down five runs in the sixth inning to sweep Mizzou on Sunday ... Hit a home run at UT-Martin in the sixth inning for her eighth HR of the season.

Sophomore (2016): Started 13 games for UK as a catcher with two different pitchers ... Drove in three runs this year on six hits ... Drew two walks and four HBP ... 50 putouts.

Freshman (2015): Started 19 games with two home runs and six RBI ... First home run came in her first career start against Long Beach State, while her second came against Tennessee Tech ... Finished the double-header at Tennessee Tech going 3-for-5 with a run scored and two RBI ... Had an RBI single against Murray State to help Kentucky win the game 1-0 ... Had a pinch-hit single against Louisville ... Had two hits in the South Carolina series ... Walked and scored a run in game two vs. Georgia and just missed a walk-off home run by a foot in the seventh inning ... Huge hit against Northwestern, coming off the pinch to deliver a pinch-hit RBI single in the sixth inning.

High School: The lone West Coast product in the recruiting class, she brings countless credentials to the Commonwealth after a impressive career for Garces Memorial High School in Bakersfield, Calif ... For her career, she hit .545 with 186 hits, 163 runs, 170 RBI, 38 doubles, 37 homers and only struck out 18 times ... Her 37 homers and 170 RBI are new CIF Central Section career records ... Great senior season with a .554 average, including 11 doubles, 16 homers, 55 RBI and a .664 on-base percentage ... Her 16 homers last year tied the CIF Central Section Record ... Hit over .500 at the plate all four years of high school, including a .512 batting average her junior season with 12 home runs, 45 RBI and a .615 on-base percentage. The slugger hit .552 her sophomore season with seven homers and 43 RBI, while totaling a .565 batting average her freshman year with 27 RBI ... Helped lead her team to a runner-up showing at the 2013 California Central Section Division II CIF Championship, while the team has won the California Central Section Division II SEYL League Championship each of the last four seasons ... A four-year first-team all-league honoree on top of being named all-area first team the last three seasons and all-area second team in 2011 ... Was the league's offensive player of the year in 2012, was the league's co-most valuable player her junior year and league MVP last season ... A four-year member of her school's honor roll, she was named the 2014 Bakersfield Jockey Club Outstanding Scholar-Athlete, GMHS Academic Excellence Top Art Student, GMHS Dante Alighieri Scholar-Athlete Award and Carolina Scholastic Federation (CIF) Scholar-Athlete Nominee ... Metzger volunteers at youth softball leagues and has worked with special needs children and the homeless ... She is the daughter of Randy and Leah Metzger and has one sister, Audrey.



CAREER STATS

Year	Avg	GP	GS	AB	R	H	2B	3B	HR	RBI	TB	SLG%	BB	HBP	SO	GDP	OB%	SF	SH	SB	ATT	PO	A	E	FLD%
2015	.206	44	19	68	3	14	2	0	2	6	22	.324	7	1	13	0	.289	0	2	0	0	82	13	1	.990
2016	.200	29	13	30	0	6	2	0	0	3	8	.267	3	3	5	0	.324	1	1	0	0	51	3	2	.964
2017	.247	50	36	93	10	23	5	0	8	19	52	.559	13	7	20	0	.381	0	3	0	0	179	8	0	1.000
TOTAL	.225	123	68	191	13	43	9	0	10	28	82	.429	23	11	38	0	.341	1	6	0	0	312	24	3	.991



KIERSTON MOORE

#22 • R/R • INF • SOPHOMORE • MARIETTA, GA. (SPRAYBERRY HS)

2017 (Freshman): Hit a three-run HR at Central Florida on opening weekend to put the Wildcats ahead 5-3 at the time to score the game-winning runs of the contest ... Is a pure power hitter that will be brought in during pinch-hitting situations when Coach Lawson wants power.

High School: Marietta, Ga., native Kierston Moore joins Kentucky as a decorated dual-sport athlete who has been a standout in both softball and basketball at Sprayberry High School in the Peach State. Moore in her senior year alone hit at a .549 clip in 29 games, with four homers and 16 RBI. She holds the school record in virtually every statistical category, including average (.505), runs scored (85), hits (108), RBIs (60), doubles (24), homers (14), walks (69), on-base percentage (.625), slugging percentage (.832) and OPS (1.457). Moore went 8-for-11 in the postseason with her high school in the four games that they played, with a homer, two doubles and five walks. Moore has also been great in the classroom, earning scholar athlete every year that she has been with the team. The infielder was All-Region 7AAAAA all three years, won the 2013 Silver Slugger award, in 2014 was named Second Team All-County, and was named to the 2015 Georgia Dugout Club Fastpitch All-State game. Moore in addition won a swing-off at the Georgia Dugout Club Fastpitch All-State Game Home Run Derby, with 22 homers, setting a new record. She plans on majoring in biology and working with animals when her softball career comes to a close.



CAREER STATS

Year	ERA	W	L	App	GS	CG	SHO	CBO	SV	IP	H	R	ER	BB	SO	2B	3B	HR	BF	B/Avg	WP	HBP	BK	SFA	SHA
2017	.214	13	0	14	1	3	0	0	1	5	6	.429	1	1	4	0	.313	0	0	0	0	0	0	0	.000
TOTAL	.214	13	0	14	1	3	0	0	1	5	6	.429	1	1	4	0	.313	0	0	0	0	0	0	0	.000



SARAH RAINWATER

#1 • R/R • OF • JUNIOR • NICHOLASVILLE, KY. (EAST JESSAMINE HS)

Sophomore (2017): UK's everyday starting centerfielder ... Can cover a lot of ground in the offense and is smart in the field ... Had the game-winning double in the top of the seventh inning at Northern Kentucky ... Is a smart runner on the basepaths and has four stolen bases this season ... Had an RBI single against Northern Illinois for her first-career RBI ... Missed the Michigan game with the stomach bug ... Set a new career-high with hits in three games in a row vs. UD, Evansville and Drexel ... Had two multi-hit games at the John Cropp Classic with two hits against Evansville and Drexel ... Played basketball in high school for East Jessamine HS ... Broke up Kelly Barnhill's perfect game by taking a walk in the bottom of the sixth inning.

Freshman (2016): Fantastic defensive outfielder that can play all three outfield positions ... Extremely good with her glove and speed in the field ... Appeared in 54 of 60 games this season, scoring 12 runs and collecting two hits ... Also had a walk ... Scored two runs against Mizzou.

Pre-College: Rainwater, a two-sport athlete at East, excelled in basketball as well as softball. Rainwater has won half of the eight district championships she's played in and has been to the state tournament twice for softball. "We are excited to welcome Sarah to our team this fall," UK head coach Rachel Lawson said. "She is a very athletic player that has the potential to add speed and depth to our team. She's a local kid that plays with a lot of passion and knows what being a part of the Big Blue Nation is all about." Whilst playing for East Jessamine High School just outside of Lexington, Ky., Rainwater was named the 2015 Kentucky 2-A State Player of the Year, after batting over .330 in her senior season. She was named a 2015 participant of the Kentucky High School East/West All-Star game representing Region XII. She was also selected to the All-Star team for the East/West game in 2014 where she represented Region XII. Her accomplished career at East Jessamine High School concluded with her being named a WKYT (CBS-Lexington) All-State Team member after the completion of the 2015 season.



CAREER STATS

Year	Avg	GP	GS	AB	R	H	2B	3B	HR	RBI	TB	SLG%	BB	HBP	SO	GDP	OB%	SF	SH	SB	ATT	PO	A	E	FLD%
2016	.250	54	14	8	12	2	0	0	0	0	2	.250	2	0	2	0	.400	0	0	1	1	10	1	1	.917
2017	.185	55	46	92	13	17	2	0	0	4	19	.207	13	1	26	0	.290	1	11	7	7	38	4	1	.977
TOTAL	.190	109	60	100	25	19	2	0	0	4	21	.210	15	1	28	0	.299	1	11	8	8	48	5	2	.964



KATIE REED

#23 • R/R • INF • JUNIOR • ST. LOUIS, MO. (OAKVILLE HS)



2017 ALL-AMERICAN

Sophomore (2017) NFCA Third Team All-America ... NFCA All Southeast Region ... First Team All-SEC ... Eighth player in program history to be named First Team All-SEC ... 'SportsCenter' Top 10 Play on 5/21 in the Regional Final vs. Illinois ... Was hand-picked by UK AD Mitch Barnhart to speak on behalf of student-athletes at the opening of the new UK Science Building on campus because of her wonderful academic success ... Maintains a 4.0 GPA in the classroom... Moved from second base to shortstop in the offseason, where she has just committed five errors all season at that position ... Primarily was UK's lead-off batter through the opening month of the season before sliding back to the two slot in the order behind Rethlake before getting bumped back up in early April ... When she was the lead-off batter in her first stint of the season, she led the Wildcats in batting average and hits, as well as OBP through the first four weeks of the season ... Had 17 multi-hit games this season, and is speedy and smart on the basepaths ... Holds the school record for hitting streak (18 games) set in 2016 for the first 18 games of her career ... Scored a run in 23 different games this season ... When hitting in the lead-off spot of an inning is hitting a whopping .466 ... Hit her first home run in over a calendar year in the first inning at Georgia in game two, then homered vs. Arkansas to lead off the first inning in game one of the series ... Played against her sister, Bailee, in the John Cropp Classic (Drexel) ... Ended an eight-game hitting streak in game one of a doubleheader with Arkansas ... Went 3-for-4 with two doubles in game three against Tennessee ... Recorded her 14th multi-hit game of the year at Louisville, scoring two runs after she was inserted back into the lead-off spot ... Went 3-for-4 against Florida in UK's win, including a two-RBI double to give UK a 5-1 lead in the sixth inning ... Had an 11-game hit streak snapped by South Carolina ... Finished second in the SEC in batting average for league games only (.380).

Freshman (2016): SEC Freshman of the Week (2/22) ... Fourth on Kentucky in batting average with a .316 average and a .445 on-base percentage ... Started her career on an 18-game hitting streak, breaking Kara Dill's school-record 15-game hitting streak set back in 2013 ... Was named SEC Freshman of the Week on Feb. 22 after hitting her first three homers of her career in the Campbell/Cartier Classic ... Has five doubles on the season to lead all Kentucky hitters ... Hit two home runs vs. San Diego State in a 5-2 win over the Aztecs ... Had 13 multi-hit games this season ... Had a season-high three runs scored in the Opening Day contest with No. 25 Notre Dame ... Launched an RBI double in the bottom of the seventh inning to score UK's run against LSU in the SEC Tournament quarterfinals.

Pre-College: A four-year letterwinner at Oakville High School in St. Louis, Reed brings an enormous amount of athleticism to Lexington as a softball, basketball, track and hockey star. According to fullcountsoftball.com, Reed is the 32nd-best player in the class of 2015, saying Reed "has it all: quickness, arm strength, footwork, range and great instincts. At the plate she has speed and power and can just as easily hit a home run, a gap or lay down a bunt." This fall, Reed paced the Tigers with a .564 average (53-for-94) with 44 runs scored, 16 doubles,

two triples and 27 RBI. The speedster had a .610 on-base percentage and .777 slugging percentage, leading the team to the 2014 Capital City Invitational Championship. Reed earned countless awards this fall, including being named first team all-state, all-region, all-conference and all-district on top of earning the Suburban West Conference Player of the Year honor. Reed was also all-state, all-region, all-conference and all-district her junior and senior seasons, hitting .480 her junior year and .482 her sophomore season. Reed, who helped the Tigers earn the 2013 district and sectional championships, paced the team in hits her freshman year at Oakville, hitting .464 with a .513 on-base percentage. Reed played for the St. Louis Chaos in travel ball, helping the squad place fifth at 2014 USA/ASA 18u Gold Nationals along with fellow UK signee Jenny Schaper. An all-around athlete, Reed was a 300-meter hurdle conference champion and was a captain on the AAA St. Louis Lady Blues hockey team. A four-year honor roll student and member of the National Honor Society, Reed was a HOBY Leadership Award nominee and Glory of Missouri Award for Virtue recipient. Reed also spent time volunteering in her community for the St. Patrick's Center and Special Olympics. Daughter of Mike and Debbie Reed, Katie was born in Memphis, Tenn. Katie has a sister, Baeley, who was a softball player at Drexel until 2017, and a brother, Jake.



CAREER STATS

Year	Avg	GP	GS	AB	R	H	2B	3B	HR	RBI	TB	SLG%	BB	HBP	SO	GDP	OB%	SF	SH	SB	ATT	PO	A	E	FLD%
2016	.312	60	60	170	34	53	8	3	3	22	76	.447	17	3	28	0	.378	3	7	12	15	92	88	7	.963
2017	.353	58	58	201	26	71	10	0	3	21	90	.448	6	0	19	0	.370	1	7	16	20	72	148	9	.961
TOTAL	.334	118	118	371	60	124	18	3	6	43	166	.447	23	3	47	0	.374	4	14	28	35	164	236	16	.962



ERIN RETHLAKE


#8 • L/L • P/INF/OF • SENIOR • HUNTINGTON, IND. (HUNTINGTON NORTH HS)

2017 (Junior): Hitting: Hit .303 at the plate with hits in 33 games this season, including 15 multi-hit games ... Converted to a slapper after the first week of the season to try and utilize her speed more and prevent striking out ... Drove in 15 runs, after driving in six all of her first two seasons combined ... Is extremely fast on the basepaths, having stolen 19 bases this season in 20 tries (.950), to lead all UK players and rank 45th nationally ... Went 4-for-4 vs. Drexel, and tied the school record with four stolen bases in the game ... Has a hit in each of the last two games ... Had three multi-RBI games since converting to a slapper ... Scored the game-winning run vs. Michigan on heads-up baserunning on a scamper home from third on a Megan Betsa wild pitch ... Scored both runs in UK's 2-1 win at #16 Georgia by getting on with a single, stealing a base, getting moved over by a SAC bunt - and then scoring on a SAC fly ... Those two runs marked the first multi-run game of her career as the previous 21 had all been scoring one run in 21 different games.

2017 Pitching: 1.95 ERA in the circle which was the best on the staff ... Threw 5.1 scoreless innings in the NCAA Lexington Regional final vs. Illinois, picking up the win ... Tossed back-to-back shutouts against Missouri and Eastern Kentucky in two of her last four games ... In two games vs. #1 Florida, two games vs. Mizzou and at ECU in week 12 of the season, had a 0.98 ERA with three wins and 18 strikeouts ... Has thrown against Pittsburgh, UCLA, UC-Davis, FAMU, Memphis, Southern Illinois, Dayton, Kent State, Georgia, Arkansas, NKU, Tennessee, started vs. Florida twice and twice vs. Mizzou as well (1 start, 1 in relief) and Auburn ... Started 13 games this season, including a complete-game shutout of Memphis on Feb. 26 - just the third of her career ... Also pitched a complete-game shutout against Dayton to open the John Cropp Classic and 2017 home schedule; at Mizzou to clinch the road series for UK; and at ECU in a 5-0 win ... Has struck out 74 batters ... Has 10 wins already this season, which surpasses her previous career-high of four set back in 2015 ... Pitched Friday and Sunday games vs. Florida, only allowing four total runs in 12 innings to one of the most potent offenses in the nation ... Had a complete-game shutout vs. Mizzou in a 4-0 win on Saturday to clinch the series, and then picked up the win in 4.0 IP on Sunday as UK made a monumental comeback from down five runs to win.

2016 (Sophomore): Hitting: Hit .127, but improved at the plate, including a three-hit performance at the Winthrop Invitational ... Came around to score all six times that she had been on base as a pinch runner this season ... Came in to pinch run in the game against Lehigh ... Excellent baserunner with smarts and speed on the basepaths.

2016 Pitching: Threw her first-career no-hitter against Lipscomb to kick off the 2016 Frost Classic for Kentucky ... She went the distance striking out a season, and career-high 14 batters in the game ... Rethlake's 14 strikeouts against Lipscomb is the highest strikeout total for all of Kentucky pitching this season ... Had a 1-2 record with a win against Lipscomb, and two losses against Charlotte and Oregon State ... Did not allowed a run in her last four appearances in the circle.





ERIN RETHLAKE

#8 • L/L • P/INF/OF • SENIOR • HUNTINGTON, IND. (HUNTINGTON NORTH HS)

2015 (Freshman): Finished the year with a 2.85 ERA and 4-1 record in 51.2 innings pitched ... Pitched for the first time in the Mary Nutter Collegiate Classic and did well, tossing six innings with only one run allowed and five strikeouts ... First career appearance came vs. No. 10 Arizona, coming on in the bottom of the 7th inning with a runner on and getting a groundout for the save ... Tossed 1.2 innings against Long Beach State with a strikeout and no hits allowed ... Went four innings against Oklahoma with three hits allowed and only one run and four strikeouts ... Tossed a then-season-high 5.1 innings against TAMU in a no-decision, allowing just one earned run ... First complete-game win of her career came against her home-state school Indiana, tossing seven strong innings with only one run allowed and seven hits with four strikeouts ... Tossed six innings combined in the Auburn series with three earned runs allowed and three strikeouts ... Threw three total innings against LSU with two earned runs allowed and three strikeouts ... Threw 2.1 scoreless and hitless innings against Florida with two walks in a no-decision ... Did not allow a hit against Tennessee in the SEC Tournament, tossing 1.1 innings, but received the loss after three walks and a UK error ... Hit .115 with 52 at-bats with two doubles and four RBI ... First career at-bat was a single up the middle for an RBI against San Diego State ... Went 2-for-4 in the Auburn series ... Had an RBI double against Tennessee in the SEC Tournament ... Her bat came alive in regional play with two hits, including a clutch two-RBI double against Ball State.

High School: A talented athlete both in the circle and at the plate for Huntington North High School in Huntington, Ind. ... Missed some time her senior year with an injury, but finished strong with a 13-2 record in the circle, including a 0.80 ERA and 138 strikeouts in 96.2 innings pitched ... Also hit well her senior year with a .300 average and three homers ... Was named the 2014 News-Sentinel Softball Player of the Year and was 2014 Indiana Miss. Softball ... As a junior, Rethlake had a breakout season for the Vikings, posting a 23-1 record in the circle with a 0.18 ERA and 317 strikeouts in 154 innings pitched ... Succeeded at the plate her junior year, hitting .486 with 14 homers and 36 RBI ... Her strong junior year lead her to be named the Gatorade Indiana Softball Player of the Year ... Also a first-team all-conference and first-team all-state honoree each of the last two seasons ... During her three years in high school, Rethlake has helped lead the Vikings to the sectional and regional championships all four seasons, including a state-runner up award her sophomore season ... Outside of softball, Rethlake was active in high school as a member of the National Honors Society, Student-Athlete Board, Huntington Class Council and Future Educators of America ... She was a member of the school's honor roll and volunteered at youth softball leagues ... Rethlake is the daughter of Troy and Mindy Rethlake and has two sisters, Ashley and Emily.



CAREER STATS

Year	ERA	W	L	App	GS	CG	SHO	CBO	SV	IP	H	R	ER	BB	SO	2B	3B	HR	BF	B/Avg	WP	HBP	BK	SFA	SHA
2015	2.85	4	1	22	4	1	0	2	1	51.2	48	24	21	26	41	13	1	5	231	.244	2	6	1	0	2
2016	4.81	1	2	6	3	1	1	1	0	16.0	13	13	11	8	22	3	0	2	77	.206	2	5	0	1	0
2017	1.95	10	5	25	14	4	3	4	0	104.0	76	31	29	50	73	9	0	7	446	.204	7	13	0	2	9
TOTAL	2.49	15	8	53	21	6	4	7	1	171.2	137	68	61	84	136	25	1	14	754	.217	11	24	1	3	11

Year	Avg	GP	GS	AB	R	H	2B	3B	HR	RBI	TB	SLG%	BB	HBP	SO	GDP	OB%	SF	SH	SB	ATT	PO	A	E	FLD%
2015	.115	33	17	52	4	6	2	0	0	4	8	.154	4	1	21	0	.193	0	0	0	0	14	8	1	.957
2016	.125	49	18	56	8	7	0	0	0	2	7	.125	7	0	13	0	.222	0	3	3	3	18	8	0	1.000
2017	.300	57	54	160	22	48	3	0	0	15	51	.319	7	0	29	0	.329	0	3	18	19	302	36	10	.971
TOTAL	.228	139	89	268	34	61	5	0	0	21	66	.246	18	1	63	0	.279	0	6	21	22	334	52	11	.972



ASHLEY RUIZ

#28 • R/R • RHP • SOPHOMORE • MISSION VIEJO, CALIF. (PALM ALISO NIGUEL)

2017 (Freshman): Utility player off the bench ... Can both pitch and hit ... Appeared in five games with five at bats.

Pre-College: Ashley Ruiz from Aliso Viejo, Calif., joins the Wildcats as the second player on the UK roster from California (Rachel Metzger). So far in her three-year high school career with Aliso Viejo High School, Ruiz is batting .411 with 5 homers, five triples, 24 doubles and is sporting a stellar .427 OBP. Ruiz in her junior year was the team MVP and voted a captain by her team while also being First Team All-League. She was voted the All-Tournament MVP at the Laguna Hills Tournament and also had 65 RBIs a season ago. Ruiz also has been a standout pitcher for her team, appearing in over 50 games, and tallying a 27-10 record with a 2.16 earned run average and 218 strikeouts. In her freshman and sophomore seasons, Ruiz was named All-League and voted an All-Tournament player at the Northwood Tournament in 2012-13.



CAREER STATS

Year	Avg	GP	GS	AB	R	H	2B	3B	HR	RBI	TB	SLG%	BB	HBP	SO	GDP	OB%	SF	SH	SB	ATT	PO	A	E	FLD%
2017	.000	5	0	5	0	0	0	0	0	0	0	.000	0	0	0	0	.000	0	0	0	0	0	0	0	.000
TOTAL	.000	5	0	5	0	0	0	0	0	0	0	.000	0	0	0	0	.000	0	0	0	0	0	0	0	.000



JENNY SCHAPER

#6 • R/R • C • JUNIOR • ST. LOUIS, MO. (LUTHERAN HS)

Sophomore (2017): Hit the game-winning solo home run in the top of the 11th inning to give UK a 2-1 win at No. 5 UCLA in Westwood ... Is UK's primary catcher ... Seven HR's this season, surpassing her 2016 freshman season tally of longballs ... Had a HR and a triple against Illinois-Chicago in the same game ... Played travel ball with UK's Katie Reed on the same team in St. Louis ... Five multi-hit games this season including against No. 7 Oregon, Memphis, Southern Illinois and Illinois-Chicago in addition to Sunday's win at Mizzou to clinch a sweep ... Was moved up to the lead-off spot after UK was run-ruled by Tennessee on Friday, April 7 ... Has a .997 fielding percentage this season, and is UK's all-time leader for career fielding percentage with a .996 average and committed her first error of the season on Sunday trying to throw out a baserunner at third - and it hit the runner in the back getting away into foul territory ... Went 1-for-1 vs. Louisville with four plate appearances, doubling and then walking her other three times up in her first game of the season in the No. 3 batting slot ... Had an RBI single vs. Florida on Saturday, and also had one of two UK hits against Kelly Barnhill on Friday night ... Had three RBI's vs. Eastern Kentucky for her first three-RBI game of her career ... Had a HR off Samantha Show of Texas A&M to give UK a 5-3 lead in the sixth ... Had a two-RBI double in the first inning against DePaul on the opening day of the NCAA Tournament.

Freshman (2016): Started a majority of games behind the plate for Kentucky ... Had 28 hits on the season, including seven doubles ... Four doubles were RBI-doubles, coming against Winthrop, Murray State, Oregon in the Kajikawa Classic and then South Carolina in the SEC Opening Weekend ... Her double against Oregon scored the game-winning run over the fourth-ranked Ducks ... Scored an RBI double in Saturday's 5-2 win against South Carolina ... Scored her first career home run at Arkansas on Friday afternoon, on a weekend when she scored an .875 batting average over the weekend ... Hit a home run, her second of the season against Missouri on Friday night to left field ... Hit her second HR in four games at WKU on Wednesday night to LF.

Pre-College: A four-year letterwinner at Lutheran High School South in St. Louis, Schaper helped the Lancers to state sectionals her sophomore and junior seasons behind some impressive offensive numbers. Her senior season she hit .468 with a .566 on-base percentage, .613 slugging percentage and perfect fielding percentage. The strong senior campaign - which Schaper missed three weeks of due to injury - led her to all-state and team most valuable player honors. Schaper broke the school record with a .592 batting average her sophomore season with 10 doubles, eight homers, 38 RBI and no strikeouts at the plate. Schaper, described in a story by STLhighschoolsports.com as a "defensive whiz," had a perfect fielding percentage her sophomore year. The strong season led Schaper to first-team all-district, all-conference, all-region and all-state honors. She was also named the conference player of the year her sophomore season and the team's most valuable player. Her junior year, Schaper hit .416 with a .516 on-base percentage, .688 slugging percentage, 11 doubles, 30 RBI and two home runs. Schaper, who is on fullcountsoftball.com's national watch list, was named all-district, all-conference and all-region her junior year, adding team MVP honors. Coached in high school by Linda McQueen, who says Schaper is "a great hitter and has an unbelievable arm ... She is just the total player." Schaper played for the St. Louis Chaos in travel ball, helping the squad place fifth at 2014 USA/ASA 18u Gold Nationals along with fellow UK signee Katie Reed. Chaos coach Evan Beatty says Schaper is "so mechanically sound that she avoids going into slumps. I expect her to break a lot of records." A member of the Athletic Leadership Program and National Honor Society, Schaper is an honor roll student. She is the daughter of Jim and Marcia Schaper and has a brother, Nick and sister, Katie.



CAREER STATS

Year	Avg	GP	GS	AB	R	H	2B	3B	HR	RBI	TB	SLG%	BB	HBP	SO	GDP	OB%	SF	SH	SB	ATT	PO	A	E	FLD%
2016	.273	57	47	121	11	33	7	0	4	20	52	.430	17	2	19	0	.369	1	3	0	0	397	22	2	.995
2017	.238	57	55	164	14	39	7	1	6	18	66	.402	15	6	24	1	.324	0	2	1	1	351	35	1	.997
TOTAL	.253	114	102	285	25	72	14	1	10	38	118	.414	32	8	43	1	.344	1	5	1	1	748	57	3	.996



LARISSA SPELLMAN

#30 • R/R • RHP • SOPHOMORE • BUTLER, N.J. (BUTLER HS)

Freshman (2017): A freshman pitcher for UK, who has given the Wildcats solid innings in the circle all season ... Earned her first-career win against Florida A&M, where she threw 6.2 innings and allowed no runs while striking out three in a 3-0 win ... Threw the 8th, 9th, 10th and 11th innings vs. Mississippi State in the regular season finale to earn her first-career SEC win ... Threw three shutout innings against UC-Davis at the Mary Nutter Classic ... Has only issued more than three walks in one outing this season ... Threw 4.2 shutout innings vs. Evansville, only allowing one hit in a 4-1 win ... Earned the start in game two of the series with #22 Arkansas ... Went 3.1 innings in her last start at Northern Kentucky on March 29, allowing one run on one hit.

Pre-College: Had 45 hits, 21 RBI and over a .440 batting average in her season season with Butler High School in Butler, N.J. ... Also was tremendous in the circle, throwing 175.1 innings with 364 strikeouts ... Helped lead Butler HS to the 2016 Country Championship, Section Championship and they were also the New Jersey state runners-up as well ... Hit above .330 in all four years of her high school career ... Also lead Butler HS to County and Section titles in 2014 in addition to being state runners-up ... Was MVP of the Morris Co. Finals in 2015 and 2016 in addition to the Morris Co. Player of the Year in 2015 and 2016.



CAREER STATS

Year	ERA	W	L	App	GS	CG	SHO	CBO	SV	IP	H	R	ER	BB	SO	2B	3B	HR	BF	B/Avg	WP	HBP	BK	SFA	SHA
2017	3.17	2	2	21	10	0	0	3	0	46.1	45	28	21	33	29	5	1	2	222	.245	5	2	0	0	3
TOTAL	3.17	2	2	21	10	0	0	3	0	46.1	45	28	21	33	29	5	1	2	222	.245	5	2	0	0	3



BAILEY VICK

#2 • L/R • OF • SOPHOMORE • PADUCAH, KY (MC CRACKEN CO. HS)

2017 (Freshman): SEC All-Freshman Team ... SEC All-Defensive Team (LF) ... SEC Freshman of the Week (4/25) ... SEC Freshman of the Week (5/2) ... Multi hits in six of the last 13 games ... Is one of the speediest slappers that Kentucky has ever had ... Rachel Lawson said on media day that “Bailey Vick is as fast as Sylver Samuel” ... Very good at the slapping game and keeping the ball down ... Has nine doubles this season, including an infield double ... Her nine doubles lead are second on that category ... A brilliant student in the classroom, 4.0 GPA ... Has 59 total bases with nine walks all season ... Has four RBI singles in four different games, including against No. 7 Oregon ... Got her first SEC hit at Georgia in game three ... Had a hit in two of the three games vs. Arkansas and in the next game at Northern Kentucky ... Had a multi-hit game against No. 24 Ole Miss in game three of the series ... Has hits in 10 of the last 14 games ... Had six hits in UK’s series vs. Mizzou, with an RBI, a double, and scoring three runs.

Pre-college: Six years of varsity softball ... 2013, 14 and 15 KHSAA Academic All-State ... 2013 and 15 All-District Teams ... 2014 and 15 District Champions ... 2014 KHSAA State Runners-up ... 2015 KHSAA State Champions ... 2015 Forcht Bank All-Around Excellence Winner ... 2015 Second Team All-State for Kentucky ... 2015 East-West All Star ... 4.0 GPA ... AP Scholar ... Governor’s Scholar.



CAREER STATS

Year	Avg	GP	GS	AB	R	H	2B	3B	HR	RBI	TB	SLG%	BB	HBP	SO	GDP	OB%	SF	SH	SB	ATT	PO	A	E	FLD%
2017	.321	58	58	156	21	50	9	0	0	8	59	.378	10	6	32	0	.384	0	8	10	16	26	0	0	1.000
TOTAL	.321	58	58	156	21	50	9	0	0	8	59	.378	10	6	32	0	.384	0	8	10	16	26	0	0	1.000



NEWCOMERS



#3 Grace Baalman
RHP // Hardin, Ill.

Baalman joins the Wildcats out of Calhoun, Illinois. She was ranked No. 1 in her class academically and sports a high ACT score as well – which is a point of emphasis in UK's recruiting philosophy. The 6'2" tri-sport athlete, has received All-State honors on the basketball court and All-Conference honors on the volleyball court. In the 2016 state championship semifinal game on the diamond, she set the single-game strikeout record with 39 strikeouts in 17 innings pitched. In 2016, Baalman led Calhoun High School to its second-straight Illinois state championship and set the single-season strikeout record with 589. She has been named First Team All-State and First Team All-Conference as well as Area Player of the Year all three years of high school. She was also named a MaxPrep All-American in 2016.



#7 Autumn Humes
RHP // Bald Knob, Ark.
Sophomore (TR)

Humes joins the Wildcats from Harding University in Arkansas, where she went 33-3 in 2017 as a freshman in the circle with a 1.19 ERA in 49 games. She also was stellar at the plate, hitting at a .346 clip with 24 runs scored, seven home runs and 53 runs batted in.

She was named the national DII Freshman of the Year in addition to being named as part of the NFCA's Second Team All-America for the DII level. Humes was the Great America Conference Freshman of the Year and three-time conference Pitcher of the Week. She was named All-League both defensively as a pitcher (first team) and offensively (second team) as a hitter – all whilst winning the conference MVP award.

A native of Bald Knob, Arkansas, Humes played her travel ball for the Arkansas Heat Gold and Texas Glory-Ratliff. While in high school, she hit a career .520 with over 150 runs scored, 31 home runs, 190 RBI and 22 triples. As a pitcher in high school, she had a four-year ERA of 0.70 in 264+ innings and 89 wins in the circle.





NEWCOMERS



#9 Lauren Johnson
INF // Owensboro, Ky.

Lauren Johnson is one of three Kentucky natives to sign with the Wildcats in this period, coming out of Owensboro, Kentucky. Johnson is a 5'5" shortstop and utility player who projects to be a threat at the top of the batting order for UK in the future. In 2015 she was named Region Three Player of the Year and Tournament MVP. She led Daviess County to the state tournament, winning their region for the first time in her time with the school. Johnson had her best season in 2016, where she hit .568 with 79 RBI and was named First Team All-State. For the second-consecutive season, she led her team to the state tournament, was named the Region 3 Player of the Year whilst being honored as an All-State Tournament Team representative. She was also All-State Academic in Kentucky, where she will continue to hold strong UK's academic reputation.



#13 Mallory Peyton
INF // Madisonville, Ky.

Five-foot-six power-hitting Mallory Peyton will make the short three-hour trip east from Madisonville, Kentucky to join the Wildcats infield rotation. She has a 3.97 unweighted GPA in addition to a high ACT score in the classroom. She led Madisonville to three-straight state tournament appearances and played a major role in helping the team set the single-season state home run record, with 63 bombs in 2015. Peyton had an outstanding season in 2016 where she was named Region Two Player of the Year, NFCA Second Team All-Region and First Team All-State for the third year in a row. Her outstanding offensive season was capped off with a .512 batting average, while notching 62 hits, 22 doubles and 18 home runs. She led Madisonville North Hopkins High School to finishing third at the state championship a year ago.





NEWCOMERS

#17 Bethany Todd
RHP // Woodford Co., Ky.



Bethany Todd joins the Kentucky pitching staff as a local standout from Woodford County, Kentucky. As a 5'11" strikeout pitcher, she which will add depth to the Wildcats pitching rotation in 2017. In 2016, she was named to the All-District Team and was named Second Team All-State in playing for Woodford Co. This summer, she led the Louisville Stunners to the Triple Crown/USA Nationals 16U title. She has thrown nine no-hitters in her junior and senior seasons combined and has lettered for five years – her eighth grade year through her senior season. She was named to the 41st District All-Tournament Team, and the MVP of the district in addition to being awarded with All-State Honorable Mention honors a year ago. Todd, like all who signed with the Wildcats during this period, will be eligible to compete for UK in the fall of 2017.



Molly Belcher and UK AD Mitch Barnhart during Belcher's 2016 induction into the UK Athletics Hall of Fame



RACHEL LAWSON

HEAD COACH - 11TH SEASON - ALL-TIME WINNINGEST HEAD COACH AT UK

When Rachel Lawson was named head coach of the University of Kentucky softball team in July 2007 she saw a program poised for success. She knew athletics director Mitch Barnhart and the rest of UK's administration would give her unwavering support, and most importantly she knew the Big Blue Nation would provide the home-field advantage necessary for her team to compete in the Southeastern Conference.

Entering her 11th season as UK's head coach in 2018, Lawson's vision for the UK softball program has started to become a realization. The winningest head coach in program history has not only lead UK to its first-ever appearance in the Women's College World Series, five NCAA Super Regionals the last six seasons, including a program-best 50 wins in 2014, but UK's administration come through on their promise and commitment to softball by providing Lawson with one of the nation's greatest collegiate softball facilities in the \$9.5 million John Cropp Stadium.

She became the first coach in program history to eclipse 300 wins at Kentucky against Ole Miss on March 19 in a 3-1 win at John Cropp Stadium in Lexington.

Lawson and Co. have made sure the beautiful stadium has seen lots of wins over the past few seasons as UK had had some of its three most successful seasons in program history each of the last four years. In 2014, Lawson guided Kentucky to the Women's College World Series behind 50 wins. The Wildcats also set single-season records in at-bats, runs scored, doubles, home runs, RBI, total bases, walks, fielding percentage, putouts, lowest ERA and strikeouts. UK, which advanced to the program's first SEC Tournament Championship, started the season with a program-best 12 straight wins.

Four of the last five seasons, Lawson has led the Wildcats to a national seed in the NCAA Tournament. The school's first-ever national seed was in 2013 - and UK hosted an NCAA Regional for the first time ever. Kentucky, which has made the NCAA Tournament each of the last nine seasons, is one of just 18 schools nationally to claim that honor.

Lawson helped guide Kentucky to its best regular season in program history in 2016, winning 43 games in the regular season, ending with a No. 9 national seed in the NCAA Tournament, a new program best. The Wildcats earned the right to host the NCAA Tournament for the third time in the last four seasons at John Cropp Stadium in Lexington. Lawson was named the 2016 SEC Coach of the Year, and joined Kelsey Nunley (SEC Pitcher of the Year) as the first two Kentucky winners of those awards.

The 2016 team finished with some of the best pitching numbers in program history, setting school records in the circle for lowest team ERA (1.71), lowest opponent batting average (.191), fewest runs allowed (130), fewest earned runs allowed (98), fewest hits allowed (280) and fewest doubles allowed (44)

Now entering her 11th season in 2018, Lawson has won 451 career games at the head of the dugout and has earned her first-career NFCA First Team All-American in 2016 when Kelsey Nunley was named to the elite squad as a pitcher. Nunley became the second All-American in program history (Molly Johnson, 2nd Team), and the first to be named to the First Team. Katie Reed was named an NFCA All-American in 2017, for two in two years.

Sitting at 361-232 in her 10 seasons at Kentucky, Lawson is the winningest head coach in school history and already has more wins in SEC play than UK had all told as a program when she took over in 2007. UK finished the 2014 season ranked sixth in both national listings for its best final ranking ever. In 2013, Kentucky was ranked in the top 14 of both collegiate softball rankings for the second time in school history with nine wins over ranked teams. In her 10 seasons at Kentucky, Lawson has defeated over 75 ranked foes, including 42 wins vs. top-10 teams and 27 against top-five teams. UK has made the Super Regionals in four of the last five seasons.

Lawson's 2013 squad set the stage for the 2014 run to the Women's College World Series, setting several school records, including a then-program record 41 wins. All told, Lawson has directed the Wildcats to 30 or more victories in nine-straight seasons, which also resonates as a program record. In



her 10 years with Kentucky, Lawson has helped UK players earn 37 All-SEC honors and 25 SEC Player of the Week honors.

Lawson's impact on the UK program is obviously, but her ability to develop players sometimes gets overshadowed by her impressive credentials in handling the day-to-day running of a program. Lawson, who serves as the pitching coach for the Wildcats, has guided three different pitchers to throw no-hitters against top-25 teams in just the last four seasons alone. In all, UK has 17 career no-hitters - all of which have come under Lawson's tenure - including two perfect games.

Kentucky's 2012 season was highlighted by an impressive second-half surge with upsets of 12 ranked opponents, a then Lawson-best fifth place finish in SEC action, a program-record six captured conference series and a senior class who became the first class in school history to tally a .500 record or better in each of their four seasons of play.

The end of the 2012 season also marked the conclusion of some of the best individual careers in UK history as Lawson helped pitcher Chanda Bell become the first player in school history to record 200-plus strikeouts all four seasons, while slugger Brittany Cervantes is the school's leading home run hitter. Pitcher/infielder Rachel Riley also excelled under Lawson, ranking top 10 in school history in field percentage and nearly every pitching category.

In 2011, Lawson directed the Wildcats to their first NCAA Super Regional appearance and finished the season ranked No.12 in the country. The 2011 team earned a 40-16 overall record to set a new single-season standard for wins in a season before Lawson's 2013 team posted 41. UK appeared in the national rankings for a school-record 14 consecutive weeks, defeated 12 top-25 ranked opponents, captured five SEC series and became a national story with a dramatic postseason run which included a seventh-inning rally to knock off the nation's No. 2 team in Michigan in Ann Arbor to advance to Super Regionals.

The 2011 Wildcats shattered 12 single-season UK records, including home runs (65), RBI (275) and batting average (.275). Individually, the Wildcats had a school-record five players earn National Fastpitch Coaches Association All-Region honors in Meagan Aull, Cervantes, Kara Dill, Riley and



RACHEL LAWSON, CONT.

Megan Yocke. Following the end of the impressive 2011 season, Lawson was rewarded with a five-year contract extension keeping her at the helm of the Wildcat program through 2016. That contract has been extended several times since, including June of 2014, which keeps Lawson in UK blue through the 2020 season.

In 2010, the Wildcats charted a 32-27 record and entered into the national rankings for the first time in program history, while also knocking off five top-seven ranked opponents on the year. Behind the pitching tandem of sophomores Riley and Bell, the Wildcats broke school records in nearly every pitching category. Kentucky's offense continued to make strides as well with improvements in batting average, home runs, RBI and sacrifice hits for the third consecutive season under the direction of Lawson.

Lawson led the Wildcats to their first NCAA Tournament appearance and charted the school's first postseason victories in 2009, just her second season leading Kentucky. UK notched a 34-23 record and the first winning season in UK history in nearly 10 seasons. Kentucky upset three ranked opponents on the year, including No. 7 Georgia in a 2-0 victory in the SEC Tournament. Molly Johnson became the school's first All-America selection when she was voted to the second team in 2009. Kentucky earned 13 victories in conference play, and finished sixth overall in league action.

Lawson's impact on the program was immediate as many Wildcats broke into the school record books under her tutelage. Pitcher Amber Matousek became the first pitcher in 10 years to record 10 or more strikeouts in a game when the sophomore right-hander achieved the feat three times in the season. Johnson set the school record for most doubles (20) in a season, while rocketing up the school charts for career home runs, doubles, batting average, slugging percentage and on-base percentage.

During the season the head coach also charted her 100th career victory in a 5-1 UK triumph over Eastern Illinois on March 1. Lawson became the winningest head coach in program history on April 10, 2013 with win No. 182 against Eastern Kentucky in Richmond, Ky.

Lawson became just the third head coach in the history of the Kentucky softball program after spending three seasons at Western Kentucky. She also served as an assistant coach at Maryland from 1996-2002 and was the associate head coach of the Philadelphia Force professional team in 2006.

Lawson tallied a record of 92-84 (.523) during her tenure with the Hilltoppers. In her first season at WKU, she led the Toppers to a spot in the Sun Belt Conference Tournament championship game. Picked to finish last in the preseason poll, WKU tied for second in the conference standings after setting a school record with 12 Sun Belt victories. The Billings, Mont., native led WKU to a 33-24 record in 2005 and reached the 30-win plateau again in 2007.

Lawson and the Hilltoppers battled nine NCAA Regional participants in 2006, including four teams ranked in the top 25, while finishing third in the Sun Belt regular-season play. She guided the squad to wins over perennial powers Long Beach State, South Florida, Mississippi Valley, as well as No. 13 Louisiana-Lafayette and No. 21 Louisville. In fact, then-freshman pitcher Ryan Rogge tossed the school's third no hitter against the Ragin' Cajuns in WKU's 8-0 victory.

The win handed UL its first run-rule defeat in an SBC contest. Three Hilltoppers - Lathrop, Rolfs and Rogge - each earned SBC Player- and Pitcher-of-the-Week honors throughout the season, as Rolfs and outfielder Alana Towns notched all-conference honors.

Lawson was a two-time all-conference player at Massachusetts, where she was part of a program that advanced to the 1992 Women's College World Series, and has seven years experience as an assistant coach at Maryland.

During her four-year career at UMass, Lawson helped the Minutewomen post a combined record of 142-68 (67.6 percent) including a 39-3 (92.9 percent) Atlantic 10 mark. In addition to the 1992 WCWS appearance, she was a part of squads that also advanced to the NCAA Tournament her freshman season, won three A-10 Tournament titles and claimed the league regular-season championship four straight years.

Lawson was honored individually for her accomplishments on and off the field. She was both an All-Conference and All-Atlantic 10 Tournament

performer in 1992 and 1994, and was also named to the A-10 Academic all-conference squad following each of her final two seasons.

A 1994 graduate of Massachusetts with a degree in exercise science, Lawson also earned her master's degree in sports management from UMass in 1998. She is the daughter of Elaine and Gerald Lawson and has 12 siblings.

Before Lawson	Kentucky	During Lawson
11	Seasons	10
1	Winning Seasons	9
242 (.373)	Wins. (Pct.)	361 (.609)
64	SEC Wins	118
11	Wins vs. Top 25	84
0	NCAA Tournaments	9
0	Super Regionals	5
0	WCWS	1
4	All-SEC Honors	36
94	SEC Academic Honor Roll Honorees	152

LAWSON YEAR-BY-YEAR AS HEAD COACH

Year	Team	Overall Record	Conference Record
2005	Western Kentucky	33-24	11-8
2006	Western Kentucky	29-28	8-7
2007	Western Kentucky	30-32	11-13
2008	Kentucky	17-37	3-25
2009	Kentucky	34-23	13-14
2010	Kentucky	32-27	13-15
2011	Kentucky	40-16	14-9
2012	Kentucky	30-30	15-13
2013	Kentucky	41-21	13-11
2014	Kentucky	50-19	13-11
2015	Kentucky	32-26	5-19
2016	Kentucky	46-14	17-7
2017	Kentucky	39-19	12-12
Total	13 Seasons	451-314	178-164
	At Kentucky (10 years)	361-232	118-136
	At WKU	92-84	30-31

2008-Present: Kentucky, Head Coach

2005-07: Western Kentucky, Head Coach

2006: Associate Head Coach, Philadelphia Force

1996-2002: Assistant Coach, Maryland



LAWSON VS. ALL OPPONENTS

Team	Total	At UK	At WKU	Team	Total	At UK	At WKU
Akron	1-1	--	1-1	Mississippi St.	18-10	18-9	0-1
Alabama	5-17	5-16	0-1	MS Valley State	3-0	1-0	2-0
Albany	1-0	1-0	--	Missouri-Kansas City	1-0	1-0	--
Arizona	1-0	1-0	--	Morehead State	6-0	6-0	--
Arizona State	2-3	2-3	--	Murray State	3-0	3-0	--
Arkansas	16-10	15-10	1-0	New Mexico	1-0	1-0	--
Auburn	8-17	8-17	6-1	New Mexico St.	3-2	--	3-2
Austin Peay	10-1	4-0	6-1	Nicholls State	1-0	1-0	--
Ball State	1-0	1-0	--	North Carolina	1-0	1-0	--
Baylor	0-1	0-1	--	N.C. State	2-2	1-1	1-1
Belmont	4-0	--	4-0	North Dakota State	1-0	1-0	--
Bradley	0-1	--	0-1	Northern Kentucky	2-0	2-0	--
Brigham Young	1-1	1-1	--	North Florida	2-0	2-0	--
Buffalo	0-1	--	0-1	Northern Illinois	1-0	1-0	--
Butler	2-0	2-0	--	North Texas	9-4	--	9-4
California	3-4	3-4	--	Northwestern	1-0	1-0	--
Cal State Fullerton	1-0	1-0	--	Notre Dame	3-0	3-0	--
Cal Poly	1-0	1-0	--	Ohio	7-1	6-0	1-0
Canisius	1-0	1-0	--	Ohio State	3-3	2-3	--
Centenary	1-0	1-0	--	Oklahoma	1-2	1-2	--
Central Florida	2-2	2-2	--	Ole Miss	16-7	16-7	--
Central Michigan	1-0	1-0	--	Oregon	2-3	2-3	--
Colorado State	1-1	1-0	0-1	Oregon State	2-1	2-1	--
Connecticut	2-1	2-1	--	Penn State	2-0	2-0	--
Dayton	1-0	1-0	--	Pacific	1-0	1-0	--
DePaul	3-2	3-2	--	Pittsburgh	2-2	2-2	--
Drexel	1-0	1-0	--	Portland State	0-1	0-1	--
Eastern Illinois	2-0	2-0	--	Purdue	1-1	1-0	0-1
Eastern Kentucky	11-2	9-0	2-2	Radford	1-0	1-0	--
Eastern Michigan	0-1	--	0-1	Santa Clara	1-0	1-0	--
Evansville	4-1	3-0	1-1	San Diego	1-0	1-0	--
Fairfield	1-0	1-0	--	San Diego State	5-1	4-1	1-0
Florida	8-17	8-17	--	SE Missouri St.	2-0	--	2-0
Florida A&M	4-0	4-0	--	South Alabama	2-1	--	2-1
Florida Atlantic	7-3	7-0	0-3	South Carolina	17-9	17-9	--
Florida Int.	7-5	1-0	6-5	South Dakota	1-0	1-0	--
Florida State	2-2	2-2	--	South Florida	3-2	1-0	2-2
Georgetown	1-0	1-0	--	Southern Illinois	3-0	3-0	--
Georgia	5-25	5-22	0-3	SIUE	1-0	1-0	--
Georgia State	0-1	0-1	--	Stanford	1-1	1-1	--
Georgia Southern	4-1	4-1	--	Stephen F. Austin	2-0	2-0	--
Georgia Tech	0-1	0-1	--	Stetson	2-0	2-0	--
George Washington	1-0	1-0	--	St. Francis (Pa.)	1-0	1-0	--
Hawaii	1-2	1-2	--	St. John's	1-0	--	1-0
Howard	1-0	1-0	--	Tennessee	7-21	7-19	0-2
Illinois	4-0	4-0	--	Tennessee-Chatt.	4-1	3-1	1-0
Illinois-Chicago	1-0	1-0	--	Tennessee-Martin	2-1	1-0	1-1
Illinois State	1-3	--	1-3	Tennessee State	5-1	--	5-1
Indiana	7-3	5-2	2-1	Tennessee Tech	4-0	4-0	--
Indiana State	0-1	--	0-1	Texas	2-0	2-0	--
Iowa	0-1	0-1	--	Texas A&M	5-4	5-4	--
IPFW	1-0	1-0	--	Texas A&M-CC	0-1	0-1	--
IUPUI	2-1	1-0	1-1	Texas Tech	1-0	1-0	--
Jacksonville	2-0	--	2-0	Toledo	2-0	2-0	--
Jacksonville State	2-0	2-0	--	Troy	2-6	--	2-6
James Madison	1-1	1-0	0-1	UAB	0-2	0-2	--
Kansas	2-1	2-1	--	UC Davis	2-0	2-0	--
Kent State	5-1	5-1	--	UC Riverside	1-0	1-0	--
Kentucky	2-4	--	2-4	UCLA	3-6	3-6	--
Kennesaw State	0-1	0-1	--	UNC-Wilmington	0-1	--	0-1
La.-Lafayette	4-12	1-2	3-10	UNC-Charlotte	0-1	0-1	--
La.-Monroe	3-0	--	3-0	UNLV	1-0	1-0	--
Lehigh	1-0	1-0	--	USC Upstate	1-0	1-0	--
Louisiana Tech	2-0	2-0	--	Utah	2-2	2-2	--
Liberty	1-0	1-0	--	Valparaiso	1-0	1-0	--
Lipscomb	6-3	2-1	4-2	Virginia	1-1	--	1-1
Long Beach St.	4-1	3-1	1-0	Virginia Tech	2-3	2-2	0-1
LIU-Brooklyn	2-0	2-0	--	Wagner Coll.	1-0	--	1-0
Louisville	9-15	7-12	2-3	Washington	1-1	1-0	0-1
LSU	11-18	11-16	0-2	Western Carolina	1-0	1-0	--
Loyola Marymount	3-0	2-0	1-0	Western Illinois	1-1	0-1	1-0
Marshall	7-0	7-0	--	Western Kentucky	8-0	8-0	--
Maryland	2-1	2-1	--	Western Michigan	3-0	3-0	--
Memphis	2-1	2-1	--	Wichita State	1-1	1-1	--
Miami (Ohio)	4-1	4-0	0-1	Winthrop	2-3	1-0	1-3
Michigan	3-6	3-5	0-1	Wright State	6-0	3-0	3-0
Michigan State	1-1	--	1-1	Totals	451-314	361-232	92-84
Middle Tenn. St.	11-3	3-0	8-3				
Minnesota	1-0	1-0	--				
Missouri	8-4	8-4	--				



KRISTINE HIMES

ASSOCIATE HEAD COACH - 11TH SEASON

Talk with Kentucky softball head coach Rachel Lawson for two minutes about her program and its recent success and she will inevitably push off credit to associate head coach Kristine Himes, who is entering her 11th season with UK's program in 2017, and has been with Lawson every step of the way in Lexington.

Himes is in her seventh season as the associate head coach of the Kentucky softball team after serving four seasons as assistant coach until a promotion following the 2011 season. Himes handles many day-to-day dealings with the program and is responsible for the development of the Wildcats' infield. She also is UK's hitting coach and has led some of the highest power offensives in school history in her time with the Wildcats.

On the field, Kentucky's batters have improved dramatically since Himes' arrival. The Wildcats charted an improved team batting average in six of Himes' first seven seasons in Lexington. In fact, in the six years before Himes arrived at Kentucky, UK had only posted a team batting average over .255 two times, while UK has earned that honor in all seven years under Himes' tutelage.

In 2014, Himes helped guide Kentucky's to its first-ever appearance in the Women's College World Series behind some impressive defense and clutch hits. The Wildcats broke several single-season records en route to the program's first 50-win season, tying the school record for most home runs in a game with five against Ole Miss, while it hit 71 home runs overall, breaking the previous program record for homers in a season. UK also set single-season records in runs scored, doubles, RBI, total bases and walks drawn.

Defensively, Himes' coaching led Kentucky to its best season in the field in her tenure, setting a program record .972 fielding percentage, including a program-best 1,455 putouts.

The 2014 season was a continuation of the progress UK has shown under Himes as UK's offense in 2013 set or tied several school records as well. The Wildcats posted 62 home runs in 2013, which is the third most in program history. Himes preached patience at the plate in 2013 with UK responding by drawing the second-most walks in school history with 211 and moving runners around when they did get on base with 69 stolen bases.

Himes' coaching showed in UK's win over top-25 North Carolina in 2013 as the Wildcats set countless school records in the win. UK had 18 runs against UNC, which tied the most runs in a game with Kentucky's eventual 18-0 win marking the largest margin of victory in school history. UK had four homers in the game, which at the time was the most in a game in school history, while UK's 18 RBI was the most ever in a single game. Entering the game vs. UNC, UK had scored 12 or more runs in a game 27 times in school history with the Wildcats reaching that mark in the first inning alone against the Tar Heels.

The 2013 team hit three or more home runs in eight games, including four or more home runs three times. UK hit a school record five home runs against Middle Tennessee State, while it hit four homers in game one of the 2013 NCAA Tempe Super Regional, the most homers ever hit in an NCAA Tournament game for UK.

In 2011, Himes took over duties as UK's third base coach and the Wildcats delivered by shattering six offensive records including batting average (.295) and home runs (65). Four different players posted 10 or more homers in a season for the first time in school history.

The stage was set in 2010 for an offensive outbreak when UK had a .269 combined batting average with four players batting over .325.

Himes developed former All-America player Molly Johnson, who broke numerous school records, including the school's batting average and home run records when she graduated. She also notched single-season records with 81 hits in 2009 and 20 doubles in 2008.

Brittany Cervantes, who graduated in 2012, excelled under Himes, ending her career ranking first in the UK records for home runs with 48. Cervantes also finished top 10 in the UK career rankings in doubles, walks, RBI, runs scored and slugging percentage. In addition, the tandem of former stars Meagan Aull and Megan Yocke rank among UK's all-time leaders in nearly

every offensive category including batting average, doubles, home runs and stolen bases.

Himes showed her ability to develop talent in 2012, when she led Cervantes, Kara Dill and Griffin Joiner to All-SEC honors. Cervantes had a great senior season, leading the team in home runs, RBI and doubles. Dill continued to show offensive improvement leading the team with a .351 average and a career-high 71 hits, which ranked fifth-most all-time in school history. Joiner had a great freshman season, hitting .278 with 20 RBI and four homers.

Prior to joining UK, Himes served under Lawson at Western Kentucky for one season. The Hilltoppers emerged as one of the top teams in the conference.

Himes' coaching career began at George Washington University, where she spent two seasons helping the Colonials continue to establish themselves as a Division I program.

Himes made her professional debut in 2006 with the Philadelphia Force before spending one season at Western Kentucky.

A native of Bolivar, Ohio, Himes was an All-Big Ten standout power-hitting third baseman for the Ohio State University. Himes finished her career as the Buckeyes' all-time career (41) and single-season (16) home run leader. She also was second in career games played and ranks in the top five in walks and RBI. The 2002 year marked a defining season in Buckeye history as Himes also helped lead OSU to a 55-14 record and an NCAA Regional Championship appearance. She was also invited to participate in the Olympic Training Camp that spring.

Himes graduated from OSU with a degree in business administration also earned a master's in sport management from WKU in 2007.



HIMES YEAR-BY-YEAR AT KENTUCKY

Year	Team	Overall Record	Conference Record
2008	Kentucky	17-37	3-25
2009	Kentucky	34-23	13-14
2010	Kentucky	32-27	13-15
2011	Kentucky	40-16	14-9
2012	Kentucky	30-30	15-13
2013	Kentucky	41-21	13-11
2014	Kentucky	50-19	13-11
2015	Kentucky	32-26	5-19
2016	Kentucky	46-14	17-7
2017	Kentucky	39-19	12-12
Total	Ten Seasons	361-232	118-136

Coaching History:

2012-Present: Kentucky, Associate Head Coach

2008-11: Kentucky, Assistant Coach

2007: Western Kentucky, Assistant Coach

2005-06: George Washington, Assistant Coach

Playing History:

2006: Philadelphia Force

2000-03: Ohio State University



MOLLY BELCHER

ASSISTANT COACH - EIGHTH SEASON - UK ATHLETICS HALL OF FAME (2016)

When former Kentucky standout Molly Belcher played her last game in a UK uniform in 2010 some wondered what direction the program would head without its most productive offensive player ever. And although Johnson hasn't picked up a bat or glove in a game since 2010, head coach Rachel Lawson has still not spent a day as UK's head coach without the talented player - and now coach - Belcher is entering her eighth season in 2018 as an assistant coach for the UK softball team.

Belcher, a four-year starter for the Wildcats, began her coaching career as an undergraduate assistant at UK in the fall of 2010 before being promoted to full time assistant coach prior to the 2011 spring season. Her impact on the program as a coach has been similar to her impact as a player, helping Kentucky to some of the best seasons in school history, including a school-record 50 wins and a trip to the Women's College World Series in 2014.

In 2014, Johnson-Belcher helped guide Kentucky to its best season in program history. Her impact on UK's infield defense shined bright as underclassmen infielders Christian Stokes and Nikki Sagermann improved every day defensively for UK, while Krystal Smith showed drastic improvements defensively from years past to provide UK depth at third base and second base. The Wildcats responded to Belcher's teachings by posting the best fielding percentage in program history.

In 2013, Belcher, who is responsible for scouting, coaching film and on-field coaching of the infield, helped Lawson and associate head coach Kristine Himes mold a young team into a NCAA Tournament national seed that went to a NCAA Super Regional and finished ranked in the top 15 of both collegiate softball final rankings.

In her first year coaching at her alma mater in 2011, Johnson-Belcher helped UK to a then-school-record 40-win season, serving as the first base coach where UK shattered six offensive single-season records in the history-making season. She is also responsible for scouting, film and on-field coaching in the infield.

In her seven years coaching at Kentucky, Johnson-Belcher as helped guide Kentucky to a new program-record win total four times.

Belcher had an impressive playing career after her collegiate career ended as she suited up for the United States National Team a few years.



She began her career with Team USA prior to her senior season at Kentucky and it ran through the 2012 season.

Perhaps the most productive player in school history, Johnson-Belcher capped her career as the all-time best in home runs (35) and batting average (.389) in school history. Her efficiency extended to the field where she was a dynamic shortstop as the cornerstone of Lawson's defense in starting in more than 100 career games.

Belcher became the Wildcats' first All-America selection after a sensational junior season where she had career-highs in nine offensive categories while breaking three single-season Kentucky records. She set UK seasonal records in runs scored (53), hits (81) and on-base percentage (.498) en route to her garnering All-America status.

After emerging as one of the best collegiate players, Belcher continued her career with the United States National team in the summers of 2009 and 2010. Johnson-Belcher suited up with the USA Futures squad in the 2010 summer and compiled an impressive 3-3 record against the world's top softball talent.

Kentucky's former great made her presence felt for the Futures team as she started all six contests at the shortstop position. Belcher's defensive prowess was on notice for the world as she racked up 14 putouts and nine assists at the tournament. At the plate, Belcher batted .200 for the weekend and accumulated four hits. She delivered on all of those hits, however, as she totaled four RBI.

Johnson-Belcher married in the summer of 2013 to Allen Belcher, who also works at UK Athletics as the assistant director of equipment operations.

BELCHER YEAR-BY-YEAR AT UK

Year	Team	Overall Record	Conference Record
2011	Kentucky	40-16	14-9
2012	Kentucky	30-30	15-13
2013	Kentucky	41-21	13-11
2014	Kentucky	50-19	13-11
2015	Kentucky	32-26	5-19
2016	Kentucky	46-14	17-7
2017	Kentucky	39-19	12-12
Total	Seven Seasons	368-145	79-75

Coaching History:

2011-Present: Kentucky, Assistant Coach

Fall 2010: Kentucky, Undergraduate Assistant Coach

Playing History:

2009-10 United States National Team

2007-10: University of Kentucky



2018 SOFTBALL SUPPORT STAFF



SANDRA SIMMONS

Graduate Assistant

After a four-year career as a star outfielder at Louisiana State University, Fountain, Valley, California native Sandra Simmons joins the Kentucky coaching staff, where she will be serving in a graduate assistant role for the

2017 season.

The All-SEC performer earned four varsity letters for Beth Torina at LSU and appeared in the Women's College World Series in her junior and senior seasons with the Tigers.

She earned five significant honors her senior year with LSU including a spot on the 2016 South-eastern Conference Community Service Team, 2016 All-SEC Tournament Team, 2016 National Fastpitch Coaches' Association (NFCA) All-South Regional Team, 2016 NCAA All-Baton Rouge Regional Team and 2016 LSWA All-Louisiana First Team.

Simmons will be helping Kentucky in all aspects of day-to-day planning, in addition to other needs with the coaching staff.



MYLES POOLE

Equipment Manager

Myles Poole begins his second season as the Kentucky softball equipment manager in 2018. Poole is responsible for all of Kentucky's equipment needs for the 2018 season including Nike jerseys, balls, bats and much more in the day-to-day process.

Poole graduated from Kentucky with a Bachelor of Science degree in Kinesiology, while also graduating from Kentucky to obtain his masters degree in Kinesiology as well.

In his time at Kentucky, Poole has worked with the football team, where he was primarily responsible for the coaching staff's requests and is now working with the Kentucky softball team and the nationally-ranked track and field team under the direction of head coach, Edrick Floreal.

Poole is a native of Louisville, Kentucky.

CREATIVE OUTREACH



SARA SIMS

Sports Video

Sara Sims enters her fourth season at Kentucky and third as a full-time employee after working in the sports video office as a student in 2015.

Sims, a Georgetown, Kentucky native, graduated from UK in 2015. She

is responsible for all videos put out by the softball team, videoboard graphics, team intro videos and more. She enjoys spending time at the dog park with her dog, Charlie, hiking and playing music.



CHRIS SHOALS

Media Relations

Chris Shoals is in his eighth season at Kentucky, and third as the media relations contact for the softball team. In addition to softball, Shoals also works with the UK women's soccer team. He is single and resides in Lexington.




SHANNON SMITH

Bullpen Coordinator

Former UK star pitcher Shannon Smith joins Rachel Lawson's staff for the 2018 season, serving as an assistant for day-to-day operations of the program. She will be primarily assisting in the bullpen with the

performance and development of the pitchers and catchers. Smith was a four-year letter winner for UK as a starting pitcher from 2014-17 and was on the team that advanced to the 2014 Women's College World Series.

Student Managers



CJ
Leighton



Shelby
Johnson



Timira
Ray



**2014 NFCA
National
Coaching Staff of
the Year**



2018 SOFTBALL SUPPORT STAFF

ATHLETE DEVELOPMENT AND PERFORMANCE



STEPHANIE SIMMONS

Administration

Stephanie Simmons begins her fifth season as the administrator for softball at Kentucky, where she is the Associate AD for Administration & Performance under athletics director Mitch Barnhart. Prior to moving into administration full-time in 2013, she served as the Director of Strength & Conditioning for Olympic Sports at the University of Kentucky, where she and her staff oversaw the athletic development of the majority of UK's student-athletes for ten years. While in that role, she worked directly with women's basketball, softball, volleyball and men's and women's swimming teams.

Simmons came to UK from UCLA, where she worked from 1998-2002. She left the Bruins as the associate head strength & conditioning coach in charge of volleyball, women's soccer, men's and women's water polo, women's swimming, women's basketball and softball. While at UCLA, she worked with three national championship teams and coached several Olympians. She was actively involved in competitive Olympic weightlifting and qualified for the American Open in 1999.

Simmons began her coaching career as a graduate assistant at Ohio University, which is also where she earned both her undergraduate and graduate degrees, as well as was a member of the volleyball team.

She is married to Matt Simmons, and the couple has two daughters, Piper and Charlee.



JASON CUMMINS


Impact Leadership

Jason Cummins works closely with the entire coaching staff to help SELECT the right teammates, DEVELOP them to be their best, so that we WIN better.

Cummins is a former Lt. Col. in the United States Army and spends his time now working with UK Athletics' teams on leadership.

In addition, Cummins teaches an impact leadership class with UK staff members on an annual basis.

After three deployments and two positions teaching future leaders of the United States Army, Cummins retired in 2013. He now focuses on his most important leadership role, as father to his two young boys and husband to his wife.



RYAN DEVRIENDT

Strength and Conditioning

Ryan DeVriendt is in his ninth season as the head strength and conditioning coach for the University of Kentucky, having worked at UK since 2007. The native of Sherrard, Ill., was promoted to his current position in 2009.

DeVriendt assists the team in speed, agility and conditioning training teaching proper techniques in running and lifting mechanics. Before being promoted, the John and Marilyn Poole Scholarship award winner was an intern in the UK strength and conditioning office.

DeVriendt, his wife Sarah and their son Colton, reside in Lexington.



MONICA FOWLER

Nutritionist

Monica Fowler is responsible for the nutritional aspects of all 22 athletic teams at UK, which includes nutritional counseling and assessments, meal planning and maintaining nutritional supplements

Prior to working with the development of Nutrition Department at UK, she served as a clinical dietitian from 2010-12 for RD Associates of Kentucky. In 2009, Fowler developed a color coding program called "Connect the Dots" which helps local elementary students choose balanced, nutritious meals. This system has now been implemented in every elementary school in Fayette County

She earned her bachelor's degree in dietetics in 2010 and a master's degree in hospitality and dietetics administration from UK in 2012 and became a certified specialist in sports dietetics in 2013.



BRI PAPOTTO

Athletic Trainer

Bri Papotto is in her fifth season as the UK softball team's athletic trainer. She works full-time with the softball team and is in attendance during every conditioning workout and practice.

Papotto provides immediate medical care for sports-related injuries and also works in conjunction with the full-time UK athletic training staff and other members of the UK medical team to provide top-notch medical care to all of UK's student athletes

ACADEMICS



AMY CRAIGLOW

Academic Counselor

Amy Craiglow joined the Center for Academic & Tutorial Services staff in the fall of 1997. Craiglow serves as the softball, volleyball and men's golf counselor. She has worked with men's and women's golf, women's tennis, softball, volleyball and men's and women's basketball during her tenure at Kentucky. She is a graduate of Francis Marion University and West Virginia University. At Francis Marion, Craiglow lettered in softball and earned a bachelor's degree in English. She received her master's degree from West Virginia in Sport Management.

GROUNDS CREW



JOSH BARNES

Sports Turf

Josh Barnes is in his third year as an assistant director of sports turf management. Barnes is responsible for landscaping and maintenance of all of UK's athletic complexes, including Commonwealth Stadium, John Cropp Stadium and the Bell Soccer Complex. In his spare time, he enjoys spending time with his family and playing video games.



MARCUS ELSWICK

Sports Turf

Marcus Elswick is in his sixth year at Kentucky and third as a full-time employee helping maintain the fields at John Cropp Stadium and the Bell Soccer Complex. He is 26 years old and single, and enjoys playing basketball in his spare time.

FAN RELATIONS



EMILY DENT

Ticket Office

Emily Dent is in her 13th season overseeing ticket operations for the UK softball team. Dent is responsible for handling tickets and player pass lists prior to all UK softball games.

Dent served as a ticket sales/support associate for eight seasons and is now entering her fourth season as assistant director of ticket operations. She also works with men's basketball, track and field, men's and women's soccer, football, and helps with the Olympic sports pass.



KATE RAMSEY

Event Management

Kate Ramsey is in her fifth season working with coach Rachel Lawson and the UK softball team.

Ramsey oversees the game-day operation at John Cropp Stadium. She is responsible for supervision of game management and officials, game-day staff, parking and concessions.

Ramsey earned her bachelor's degree in family science from UK. She began her work in 2006 with the athletic department as a student worker and then later graduate assistant prior to being hired fulltime.

Kate is married to Guy Ramsey. The couple resides in Lexington and is expecting their first child in the spring.



KATE STOESS

Marketing

Kate Stoess joined Kentucky in 2015 and is in her third season as the Director of Marketing and also works with the volleyball and women's basketball teams in developing marketing plans for the Wildcats. Stoess previously served as the Assistant

Director of Marketing and Fan Experience at the University of Kansas, where she was the primary marketing contact for the KU women's basketball team and the secondary marketing contact for the Jayhawk football team. Prior to her time in Lawrence, Stoess held marketing positions with the University of Maine, University of Alaska Fairbanks and Fresno State University.

The Crestwood, Ky. native graduated from the University of Louisville in 2006 with a bachelor's in sports administration.



2018 OPPONENTS

NEW MEXICO STATE

Head Coach: Kathy Rodolph (15th season)
Record at School: 436-366
2017 Record: 29-25
Conference Record/Finish: 11-4/2nd WAC
NCAA Finish: NCAA Regionals
Softball SID: Christina Anderson
E-mail: chrander@nmsu.edu
Web site: nmstatesports.com

SAN DIEGO STATE

Head Coach: Kathy Van Wyk (22st season)
Record at School: 716-473-1
Overall Record: Same
2017 Record: 31-18
Conference Record/Finish: 15-9/ 2nd MW
NCAA Finish: n/a
Letterwinners: R: 13/L: 4
Softball SID: Jamie McConeghy
E-mail: jmcconeg@mail.sdsu.edu
Web site: goaztecs.com

ILLINOIS-CHICAGO

Head Coach: Lynn Curylo (2nd season)
Record at School: 39-22
Overall Record: 186-207 (seven seasons)
2017 Record: 39-22
Conference Record/Finish: 20-4/1st Horizon
NCAA Finish: NCAA Regionals
Letterwinners: R: 13/L: 6
Softball SID: Jenn Zoellick
E-mail: jennz@uic.edu
Web site: uicflames.com

CAL STATE FULLERTON

Head Coach: Darren Mueller (17th season)
Record at School: 571-315
Overall Record: same
2017 Record: 29-33
Conference Record/Finish: 11-7/2nd Summit
NCAA Finish: NCAA Regionals
Letterwinners: R: 13/L: 2
Softball SID: Jeff Schwartz
E-mail: Jeff.Schwartz@nds.u.edu
Web: gobison.com

CAL STATE FULLERTON

Head Coach: Kelly Ford (6th season)
Record at School: 173-108-1
Overall Record: Same
2017 Record: 35-23
Conference Record/Finish: 16-5/1st Big West
NCAA Finish: NCAA Regionals
Softball SID: Collin Robinson

E-mail: corobinson@fullerton.edu
Web site: fullertontitans.com

MINNESOTA

Head Coach: Jamie Trachsel (1st season)
Record at School: 0-0
Overall Record: 244-144
2017 Record: 56-5
Conference Record/Finish: 22-1/1st Big10
NCAA Finish: NCAA Regionals
Softball SID: Austin Lagesse
E-mail: alagesse@umn.edu
Web site: gophersports.com

DUKE

Head Coach: Marissa Young (1st season)
Record at School: 0-0
Overall Record: 0-0
2017 Record: 2018 is inaugural season
Conference Record/Finish: -
NCAA Finish: -
Softball SID: Hunter Richardson
E-mail: h.richardson@duke.edu
Web site: goduke.com

BRADLEY

Head Coach: Jenny Allard (24th season)
Record at School: 587-436-3
Overall Record: same
2017 Record: 22-19
Conference Record/Finish: 13-7/2nd The Ivy League
NCAA Finish: n/a
Softball SID: Lindsay Graham
E-mail: lindsaygraham@fas.harvard.edu
Web site: gocrimson.com

HARVARD

Head Coach: Jenny Allard (24th season)
Record at School: 587-436-3
Overall Record: same
2017 Record: 22-19
Conference Record/Finish: 13-7/2nd The Ivy League
NCAA Finish: n/a
Softball SID: Lindsay Graham
E-mail: lindsaygraham@fas.harvard.edu
Web site: gocrimson.com

PURDUE

Head Coach: Boo de Oliveira (2nd season)
Record at School: 20-36
Overall Record: same
2017 Record: 20-36

Conference Record/Finish: 9-14/11 Big10
NCAA Finish: n/a
Softball SID: Carl Danoff
E-mail: cdanoff@purdue.edu
Web site: purduesports.com

DAYTON

Head Coach: Cara LaPlaca (11th season)
Record at School: 239-271-2
Overall Record: 370-397-2 (16 seasons)
2017 Record: 29-27
Conference Record/Finish: 13-10/4th A-10
NCAA Finish: n/a
Softball SID: Jenna Willhoit
E-mail: jwillhoit@udayton.edu
Web site: daytonflyers.com

OHIO

Head Coach: Jodi Hermanek (10th season)
Record at School: 250 total wins
Overall Record: 357 total career wins as head coach
2017 Record: 42-18
Conference Record/Finish: 17-7/1st MAC
NCAA Finish: n/a
Softball SID: Sara Legarsky
E-mail: legarsky@ohio.edu
Web site: ohiobobcats.com

SEMO

Head Coach: Mark Redburn (4th season)
Record at School: 58-87
Overall Record: 125-235 (7 years)
2017 Record: 23-27
Conference Record/Finish: 8-14/9th OVC
NCAA Finish: n/a
Softball SID: Jeff Honza
E-mail: jhonza@semo.edu
Web site: gosoutheast.com

SIUE

Head Coach: Sandy Montgomery (30th season)
Record at School: 1,026-519-2
Overall Record: same
2017 Record: 41-13
Conference Record/Finish: 13-5/3rd OVC
NCAA Finish: n/a
Softball SID: Eric Hess
E-mail: ehess@siue.edu
Web site: siuecougars.com

FLORIDA

Head Coach: Tim Walton (13th season)



2018 OPPONENTS

Record at School: 666-138
Overall Record: 789-202 (15 seasons)
2017 Record: 58-10
Conference Record/Finish: 20-3/1st SEC
NCAA Finish: NCAA Women's College World Series National Runner-Up
Softball SID: Herb Brooks
E-mail: herbb@gators.ufl.edu
Web site: floridagators.com

INDIANA

Head Coach: Shonda Stanton (1st season)
Record at School: 0-0
Overall Record: 560-430 (18 seasons)
2017 Record: 23-31
Conference Record/Finish: 9-14/9th B1G
NCAA Finish: n/a
Softball SID: Caitlin Davis
E-mail: davis288@indiana.edu
Web site: http://iuhoosiers.com

LSU

Head Coach: Beth Torina (7th season)
Record at School: 272-119
Overall Record: 401-230 (10 seasons)
2017 Record: 48-22
Conference Record/Finish: 12-12/6th SEC
NCAA Finish: NCAA Women's College World Series
Softball SID: Chelsey Chamberlain
E-mail: cchamberlain@lsu.edu
Web site: lsusports.net

MOREHEAD STATE

Head Coach: David Williams (7th season)
Record at School: TBD
Overall Record: 308-300-1 (12 seasons)
2017 Record: 26-22
Conference Record/Finish: 6-12/10th OVC
NCAA Finish: n/a
Softball SID: Matt Schabert
E-mail: m.schabert@moreheadstate.edu
Web site: msueagles.com

AUBURN

Head Coach: Mickey Dean
Record at School: (1st season)
Overall Record: 478-172 (11 seasons)
2017 Record: 49-12
Conference Record/Finish: 17-7/2nd SEC
NCAA Finish: NCAA Super Regionals
Softball SID: Cody Voga
E-mail: cjv0011@auburn.edu
Web site: auburntigers.com

OHIO STATE

Head Coach: Kelly Kovach Schoenly (6th season)
Record at School: 163-105-1
Career Record: 351-257-2
2017 Record: 35-18
Conference Record/Finish: 15-8/3rd B1G
NCAA Regional: NCAA Regionals
Softball SID: Candace Johnson
E-mail: johnson.7607@osu.edu
Web site: ohiostatebuckeyes.com

ALABAMA

Head Coach: Patrick Murphy (20th season)
Record at School: 987-273
Overall Record: same
2017 Record: 46-18
Conference Record/Finish: 12-11/5th SEC
NCAA Finish: NCAA Super Regionals
Softball SID: Nathan Sheehan
E-mail: nsheehan@ia.ua.edu
Web site: rolltide.com

EASTERN KENTUCKY

Head Coach: Jane Worthington (26th season)
Record at School: 688-545
Overall Record: same
2017 Record: 27-31
Conference Record/Finish: 11-9/6th OVC
NCAA Finish: n/a
Softball SID: Morgan Romans
E-mail: morgan.romans@eku.edu
Web site: ekusports.com

LOUISVILLE

Head Coach: Sandy Pearsall (19th season)
Record at School: 685-351
Overall Record: 935-685 (31 seasons)
2017 Record: 31-9
Conference Record/Finish: 14-8/2nd ACC
NCAA Finish: n/a
Softball SID: Lori Korte
E-mail: lori@GoCards.com
Web site: gocards.com

MIDDLE TENNESSEE

Head Coach: Jeff Breeden (6th season)
Record at School: 81-182
Overall Record: same
2017 Record: 19-30
Conference Record/Finish: 6-18/11th C-USA
NCAA Finish: n/a
Letterwinners: R: 13/L: 5
Softball SID: Janelle Johnson

E-mail: Johnson@goblueraiders.com
Web site: goblueraiders.com

TEXAS A&M

Co-Head Coaches: Jo Evans (22nd season)
Record at School: 836-297-2
Overall Record: 1,149-607-2 (31 seasons)
2017 Record: 47-13
Conference Record/Finish: 16-7/4th SEC
NCAA Finish: NCAA Women's College World Series
Softball SID: Evan Roberts
E-mail: eroberts@athletics.tamu.edu
Web site: 12thman.com

WESTERN KENTUCKY

Head Coach: Amy Tudor (5th season)
Record at School: 115-97-1
Overall Record: 334-305-2 (13 seasons)
2017 Record: 31-31
Conference Record/Finish: 10-13/8th C-USA
NCAA Finish: n/a
Softball SID: Jessica Leifheit
E-mail: jessica.leifheit@wku.edu
Web site: wkusports.com

GEORGIA

Head Coach: Lu Harris-Champer (18th season)
Record at School: 812-308
Career Record: 1,021-372-1-349-1 (21 seasons)
2017 Record: 33-21 (35-23 according to SEC)
Conference Record/Finish: 6-18/13th SEC
NCAA Finish: NCAA Regionals
Letterwinners: R:12/L:6
Softball SID: Sean Stevenson
E-mail: seans@sports.uga.edu
Web site: georgiadogs.com

NORTHERN KENTUCKY

Head Coach: Kathryn Gleason
Record at School: 27-78
Overall Record: 101-125-1
2017 Record: 14-38
Conference Record/Finish: 8-16/7th Horizon
NCAA Finish: n/a
Softball SID: Chloe Smith
E-mail: smithc104@knu.edu
Web site: nkunorse.com



2018 OPPONENTS

TENNESSEE

Head Coach: Ralph Weekly (17th season),
Karen Weekly
Record at School: Ralph 802-245-2, Karen
802-245-2
Overall Record: Ralph 1,303-426-2 (30 sea-
sons), Karen 1,025-342-2 (21 seasons)
2017 Record: 48-12
Conference Record/Finish: 16-7/3rd SEC
NCAA Finish: NCAA Super Regionals
Softball SID: Maurice Williams
E-mail: mowill@utk.edu
Web site: utsports.com

SOUTH CAROLINA

Head Coach: Beverly Smith (8th season)
Record at School: 229-179
Overall Record: same
2017 Record: 34-25
Conference Record: 8-15/10th SEC
NCAA Finish: NCAA Regionals
Softball SID: Patrick Osborne
E-mail: osbornpo@mailbox.sc.edu
Web site: gamecocksonline.com



2018 SOFTBALL TOURNAMENT INFORMATION

CAMPBELL/CARTIER CLASSIC

FEBRUARY 15-18
SAN DIEGO, CALIFORNIA
Host: San Diego State
Facility: SDSU Softball Stadium
SID: Jamie McConeghy
E-mail: jmcconeg@mail.sdsu.edu
Web site: goaztecs.com

2018 DISNEY CITRUS CLASSIC I

FEBRUARY 23-25
ORLANDO, FLORIDA
Host: Diamond 9 Events
SID: Trina Spiniello
E-mail: trina@d9events.com
Web site: d9events.com

2018 JOHN CROPP CLASSIC

MARCH 3-4
LEXINGTON, KENTUCKY
Host: Kentucky
Facility: John Cropp Stadium
SID: Chris Shoals
E-mail: cmsh223@uky.edu
Web site: ukathletics.com

SEC TOURNAMENT

MAY 9-12
COLUMBIA, MISSOURI
Host: Univ. of Missouri
Facility: Mizzou Softball Stadium
Media Dir.: Andy Oldenburg
E-mail: OldenburgA@mizzou.edu
Web site: SECSports.com

NCAA TOURNAMENT

MAY 17 - JUNE 6
SITES: TBA; WCWS: OKC
Host: Oklahoma
Facility: Hall of Fame Stadium
Media Dir.: Bonnie Johnson
E-mail: bjohnson@ncaa.com
Web site: ncaa.com





2017 FINAL STATISTICS

All Games | Record: 39-19 • Home: 14-6 • Away: 15-9 • Neutral: 10-4 • Conference: 12-12

Player	AVG	GP	GS	AB	R	H	2B	3B	HR	RBI	TB	SLG%	BB	HBP	SO	GDP	OB%	SF-SH	SB-ATT	PO	A	E	FLD%
Katie Reed	.353	58	58	201	26	71	10	0	3	21	90	.448	6	0	19	0	.370	1-7	16-20	72	148	9	.961
Bailey Vick	.321	58	58	156	21	50	9	0	0	8	59	.378	10	6	32	0	.384	0-8	10-16	26	0	0	1.000
Abbey Cheek	.318	58	58	173	40	55	6	1	13	41	102	.590	19	4	25	3	.394	2-1	9-10	53	157	12	.946
Erin Rethlake	.300	57	54	160	22	48	3	0	0	15	51	.319	7	0	29	0	.329	0-3	18-19	302	36	10	.971
Alex Martens	.295	58	58	176	14	52	13	0	4	30	77	.438	18	2	17	0	.365	1-2	0-0	101	97	13	.938
Breanne Ray	.273	58	58	165	11	45	6	1	2	28	59	.358	15	3	21	2	.339	3-0	1-3	27	1	1	.966
Rachael Metzger	.247	50	36	93	10	23	5	0	8	19	52	.559	13	7	20	0	.381	0-3	0-0	179	8	0	1.000
Jenny Schaper	.238	57	55	164	14	39	7	1	6	18	66	.402	15	6	24	1	.324	0-2	1-1	351	35	1	.997
Brooklin Hinz	.234	54	38	107	26	25	7	1	5	13	49	.458	12	4	28	0	.331	1-2	9-10	35	3	2	.950
Sarah Rainwater	.185	55	46	92	13	17	2	0	0	4	19	.207	13	1	26	0	.290	1-11	7-7	38	4	1	.977

Kierston Moore	.214	13	0	14	1	3	0	0	1	5	6	.429	1	1	4	0	.313	0-0	0-0	0	0	0	.000
Morgan McCallum	.125	10	0	8	1	1	0	0	0	0	1	.125	1	0	3	0	.222	0-0	0-0	0	1	0	1.000
Kelsee Henson	.091	30	5	11	5	1	0	0	0	3	1	.091	0	0	4	0	.077	2-0	1-3	0	0	0	.000
Ashley Ruiz	.000	5	0	5	0	0	0	0	0	0	0	.000	0	0	0	0	.000	0-0	0-0	0	0	0	.000
Brynlee Bigelow	.000	50	3	1	16	0	0	0	0	0	0	.000	0	0	1	0	.000	0-1	7-11	2	0	0	1.000
Hannah Huffman	.000	20	0	0	8	0	0	0	0	0	0	.000	0	0	0	0	.000	0-0	2-2	0	0	0	.000
Meagan Prince	.000	42	24	0	0	0	0	0	0	0	0	.000	0	0	0	0	.000	0-0	0-0	4	52	2	.966
Shannon Smith	.000	18	13	0	0	0	0	0	0	0	0	.000	0	0	0	0	.000	0-0	0-0	0	10	1	.909
Larissa Spellman	.000	23	13	0	0	0	0	0	0	0	0	.000	0	0	0	0	.000	0-0	0-0	1	10	2	.846
Madison Kearschner	.000	12	0	0	5	0	0	0	0	0	0	.000	0	0	0	0	.000	0-0	2-2	0	0	0	.000
Totals	.282	58	58	1526	233	430	68	4	42	205	632	.414	130	34	253	6	.349	11-40	83-104	1191	562	54	.970
Opponents	.213	58	58	1465	157	312	39	3	20	141	417	.285	199	48	332	10	.325	6-26	33-47	1166	500	60	.965

LOB - Team (342), Opp (396). DPs turned - Team (21), Opp (19). IBB - Team (5), Cheek, A 4, Metzger, R 1. Picked off - Vick, B 2, Huffman, H 1, Bigelow, B 1.

Player	ERA	W-L	APP	GS-CG	SHO	CBO	SV	IP	H	R	ER	BB	SO	2B	3B	HR	AB	B/Avg	WP	HBP	BK	SFA	SHA
Erin Rethlake	1.95	10-5	25	14-4	3	4	0	104.0	76	31	29	50	73	9	0	7	372	.204	7	13	0	2	9
Meagan Prince	2.03	21-9	42	23-13	3	4	5	196.1	154	69	57	81	175	20	2	7	727	.212	15	27	1	4	12

Larissa Spellman	3.17	2-2	21	10-0	0	3	0	46.1	45	28	21	33	29	5	1	2	184	.245	5	2	0	0	3
Shannon Smith	3.20	6-3	17	11-2	0	1	0	50.1	37	29	23	35	55	5	0	4	182	.203	5	6	0	0	2
Totals	1.71	46-14	60-60	30	19	5	3	402.0	280	130	98	137	423	44	4	20	1466	.191	9	31	2	2	30
Opponents	4.25	14-46	60-60	30	5	1	2	385.1	407	280	234	183	239	62	8	4	1490	.273	40	41	1	16	3

Southeastern Conference | Record: 12-12 • Home: 7-5 • Away: 5-7

Player	AVG	GP	GS	AB	R	H	2B	3B	HR	RBI	TB	SLG%	BB	HBP	SO	GDP	OB%	SF-SH	SB-ATT	PO	A	E	FLD%
Katie Reed	.380	24	24	79	12	30	5	0	3	10	44	.557	4	0	9	0	.410	0-5	4-6	32	63	5	.950
Bailey Vick	.299	24	24	67	13	20	2	0	0	3	22	.328	8	0	14	0	.373	0-5	3-5	16	0	0	1.000
Breanne Ray	.273	24	24	66	2	18	1	0	0	11	19	.288	8	3	11	1	.372	1-0	0-0	15	1	0	1.000
Abbey Cheek	.264	24	24	72	13	19	1	0	5	15	35	.486	8	1	10	1	.341	1-0	1-2	28	64	7	.929
Alex Martens	.260	24	24	73	3	19	3	0	1	12	25	.342	6	1	10	0	.325	0-1	0-0	49	35	9	.903
Erin Rethlake	.243	24	24	70	10	17	3	0	0	1	20	.286	2	0	16	0	.264	0-2	3-4	118	13	6	.956
Rachael Metzger	.233	21	13	43	4	10	2	0	3	6	21	.488	7	3	10	0	.377	0-0	0-0	65	5	0	1.000
Brooklin Hinz	.216	21	12	37	9	8	4	0	3	6	21	.568	4	3	11	0	.341	0-0	0-0	12	0	0	1.000
Jenny Schaper	.211	24	24	71	2	15	2	0	1	5	20	.282	5	3	12	0	.291	0-1	0-0	137	14	1	.993
Sarah Rainwater	.100	24	21	40	4	4	0	0	0	1	4	.100	7	0	14	0	.234	0-5	4-4	18	3	0	1.000

Morgan McCallum	.000	5	0	4	0	0	0	0	0	0	0	.000	0	0	2	0	.000	0-0	0-0	0	1	0	1.000
Kierston Moore	.000	3	0	3	0	0	0	0	0	0	0	.000	0	0	2	0	.000	0-0	0-0	0	0	0	.000
Kelsee Henson	.000	15	2	2	2	0	0	0	0	0	0	.000	0	0	2	0	.000	0-0	0-1	0	0	0	.000
Shannon Smith	.000	10	7	0	0	0	0	0	0	0	0	.000	0	0	0	0	.000	0-0	0-0	0	6	0	1.000
Larissa Spellman	.000	10	5	0	0	0	0	0	0	0	0	.000	0	0	0	0	.000	0-0	0-0	0	3	1	.750
Hannah Huffman	.000	4	0	0	0	0	0	0	0	0	0	.000	0	0	0	0	.000	0-0	0-0	0	0	0	.000
Madison Kearschner	.000	5	0	0	2	0	0	0	0	0	0	.000	0	0	0	0	.000	0-0	1-1	0	0	0	.000
Meagan Prince	.000	19	12	0	0	0	0	0	0	0	0	.000	0	0	0	0	.000	0-0	0-0	2	21	1	.958
Brynlee Bigelow	.000	23	0	0	5	0	0	0	0	0	0	.000	0	0	0	0	.000	0-0	4-5	0	0	0	.000
Totals	.255	24	24	627	81	160	23	0	16	70	231	.368	59	14	123	2	.332	2-19	20-28	492	229	30	.960
Opponents	.248	24	24	641	96	159	21	3	11	87	219	.342	113	23	122	3	.378	4-8	15-20	492	203	25	.965

LOB - Team (148), Opp (201). DPs turned - Team (10), Opp (8). IBB - Team (4), Cheek, A 3, Metzger, R 1. Picked off - Huffman, H 1.

Player	ERA	W-L	APP	GS-CG	SHO	CBO	SV	IP	H	R	ER	BB	SO	2B	3B	HR	AB	B/Avg	WP	HBP	BK	SFA	SHA
Meagan Prince	2.70	7-5	19	11-7	1	1	1	88.0	77	41	34	54	70	12	2	3	337	.228	6	13	0	3	3
Erin Rethlake	3.39	3-4	10	5-0	0	1	0	41.1	37	21	20	29	26	5	0	4	154	.240	4	6	0	1	4

Shannon Smith	4.88	1-2	9	5-0	0	1	0	18.2	19	16	13	14	15	1	0	2	72	.264	2	4	0	0	1
Larissa Spellman	5.25	1-1	9	3-0	0	1	0	16.0	26	18	12	16	11	3	1	2	78	.333	3	0	0	0	0
Totals	3.37	12-12	24	24-7	3	2	1	164.0	159	96	79	113	122	21	3	11	641	.248	15	23	0	4	8
Opponents	2.60	12-12	24	24-11	4	0	2	164.0	160	81	61	59	123	23	0	16	627	.255	18	14	0	2	19



2017 GAME-BY-GAME SUMMARY

Date	Opposing Team	W/Score	L/Score	r-h-e	r-h-e	Inns	Overall	SEC	Pitcher of record	Attend	Time
^Feb 10, 2017	vs. Florida A&M	W	4-2	4-10-3	2-4-3	7	1-0-0	0-0-0	Smith, S (W, 1-0)	548	2:05
^Feb 10, 2017	vs. Pittsburgh	1-3	L	1-5-1	3-7-1	(8)	1-1-0	0-0-0	Prince, M (L, 0-1)	548	2:08
^Feb 11, 2017	vs. Pitt	3-6	L	3-9-1	6-6-0	7	1-2-0	0-0-0	Smith, S (L)	544	1:53
^Feb 11, 2017	at UCF	W	6-3	6-11-1	3-4-1	7	2-2-0	0-0-0	Prince, M (W, 1-1)	544	1:56
^Feb 12, 2017	vs. Florida A&M	W	3-0	3-6-0	0-2-0	7	3-2-0	0-0-0	Spellman, L (W, 1-0)	633	1:32
Feb 15, 2017	at UCLA	2-6	L	2-5-1	6-9-0	7	3-3-0	0-0-0	Spellman, L (L, 1-1)	427	1:32
Feb 15, 2017	at UCLA	W	2-1	2-6-2	1-8-0	(11)	4-3-0	0-0-0	Prince, M (W, 2-1)	427	2:37
\$Feb 17, 2017	vs. UC - Davis	W	4-1	4-8-1	1-6-0	7	5-3-0	0-0-0	Rethlake, E (W, 1-0)	200	1:54
\$Feb 17, 2017	vs. Oregon	4-5	L	4-6-2	5-11-1	7	5-4-0	0-0-0	Prince, M (L, 2-2)	300	1:47
&Feb 24, 2017	vs. Connecticut	W	4-2	4-6-1	2-3-2	7	6-4-0	0-0-0	Smith, S (W, 2-1)	200	1:43
&Feb 24, 2017	vs. Florida A&M	W	2-0	2-11-0	0-2-2	7	7-4-0	0-0-0	Rethlake, E (W, 2-0)	300	2:07
&Feb 25, 2017	vs. Memphis	W	9-1	9-14-0	1-7-2	(5)	8-4-0	0-0-0	Prince, M (W, 3-2)	25	1:02
&Feb 25, 2017	at Florida Atlantic	W	6-2	6-11-0	2-2-1	7	9-4-0	0-0-0	Smith, S (W, 3-1)	491	2:15
&Feb 26, 2017	vs. Memphis	W	12-0	12-11-0	0-2-3	(5)	10-4-0	0-0-0	Rethlake, E (W, 3-0)	491	1:35
!Mar 03, 2017	vs. Northern Illinois	W	2-0	2-7-1	0-2-2	7	11-4-0	0-0-0	Prince, M (W, 4-2)	250	1:29
!Mar 03, 2017	at Southern Illinois	W	7-1	7-15-0	1-3-0	7	12-4-0	0-0-0	Smith, S (W, 3-2)	315	2hr
!Mar 04, 2017	vsUIC	W	6-2	6-7-0	2-1-0	7	13-4-0	0-0-0	Prince, M (W, 5-2)	345	1:48
Mar 09, 2017	DAYTON	W	1-0	1-4-1	0-1-2	7	14-4-0	0-0-0	Rethlake, E (W, 3-0)	757	1:29
Mar 10, 2017	EVANSVILLE	W	4-1	4-7-0	1-2-1	7	15-4-0	0-0-0	Prince, M (W, 6-2)	643	1:53
Mar 10, 2017	DREXEL	W	9-1	9-12-0	1-2-1	7	16-4-0	0-0-0	Smith, S (W, 5-1)	646	1:43
Mar 11, 2017	KENT STATE	W	2-0	2-4-0	0-1-1	7	17-4-0	0-0-0	Rethlake, E (W, 5-0)	951	1:32
Mar 12, 2017	MICHIGAN	W	5-1	5-5-1	1-6-0	7	18-4-0	0-0-0	Prince, M (W, 7-2)	1324	2:09
*Mar 18, 2017	at Georgia	W	2-1	2-7-1	1-4-1	7	19-4-0	1-0-0	Prince, M (W, 8-2)	873	2:04
*Mar 19, 2017	at Georgia	5-7	L	5-11-2	7-13-1	7	19-5-0	1-1-0	Smith, S (L, 5-2)	727	2:27
*Mar 20, 2017	at Georgia	1-3	L	1-3-4	3-7-2	7	19-6-0	1-2-0	Prince, M (L, 8-3)	605	2:08
*Mar 24, 2017	ARKANSAS	W	2-1	2-4-0	1-4-1	7	20-6-0	2-2-0	Prince, M (W, 9-3)	809	1:22
*Mar 25, 2017	ARKANSAS	W	7-5	7-11-2	5-8-1	7	21-6-0	3-2-0	Rethlake, E (W, 6-0)	1126	2:04
*Mar 25, 2017	ARKANSAS	W	2-0	2-5-0	0-4-1	7	22-6-0	4-2-0	Smith, S (W, 6-2)	1126	1:41
Mar 29, 2017	at Northern Kentucky	W	2-1	2-6-0	1-5-0	7	23-6-0	4-2-0	Prince, M (W, 10-3)	300	1:40
*Mar 31, 2017	at Ole Miss	1-7	L	1-5-3	7-8-1	7	23-7-0	4-3-0	Prince, M (L, 10-4)	437	2:01
*Apr 01, 2017	at Ole Miss	W	1-0	1-5-1	0-7-1	7	24-7-0	5-3-0	Prince, M (W, 10-5)	628	2:11
*Apr 02, 2017	at Ole Miss	0-4	L	0-5-1	4-9-0	7	24-8-0	5-4-0	Smith, S (L, 6-3)	629	2:06
*Apr 07, 2017	TENNESSEE	0-9	L	0-2-3	9-8-0	(5)	24-9-0	5-5-0	Prince, M (L, 11-5)	1062	1:39
*Apr 08, 2017	TENNESSEE	2-5	L	2-6-2	5-8-0	7	24-10-0	5-6-0	Prince, M (L, 11-6)	1440	2:43
*Apr 09, 2017	TENNESSEE	4-9	L	4-9-0	9-8-0	7	24-11-0	5-7-0	Spellman, L (L, 1-2)	1344	3:12
Apr 12, 2017	at Louisville	W	10-1	10-9-0	1-4-4	(6)	25-11-0	5-7-0	Prince, M (W, 12-6)	889	1:55
*Apr 14, 2017	FLORIDA	0-4	L	0-2-3	4-3-0	7	25-12-0	5-8-0	Rethlake, E (L, 6-1)	1430	2:04
*Apr 15, 2017	FLORIDA	W	5-1	5-8-0	1-2-2	7	26-12-0	6-8-0	Prince, M (W, 13-6)	1617	1:46
*Apr 16, 2017	FLORIDA	0-2	L	0-0-0	2-5-0	7	26-13-0	6-9-0	Rethlake, E (L, 6-2)	912	1:42
Apr 19, 2017	at Indiana	W	6-2	6-11-0	2-7-1	7	27-13-0	6-9-0	Prince, M (W, 14-6)	427	2:06
*Apr 21, 2017	at Mizzou	W	4-2	4-8-2	2-6-2	7	28-13-0	7-9-0	Prince, M (W, 15-6)	1060	1:59
*Apr 22, 2017	at Mizzou	W	4-0	4-9-0	0-3-0	7	29-13-0	8-9-0	Rethlake, E (W, 7-2)	1146	1:54
*Apr 23, 2017	at Mizzou	W	10-8	10-14-4	8-10-3	7	30-13-0	9-9-0	Rethlake, E (W, 8-2)	1410	2:18
Apr 25, 2017	at Eastern Kentucky	W	5-0	5-7-0	0-3-2	7	31-13-0	9-9-0	Rethlake, E (W, 9-2)	510	1:51
Apr 26, 2017	at UT Martin	W	8-2	8-10-1	2-6-2	7	32-13-0	9-9-0	Prince, M (W, 16-6)	731	2:13
*Apr 28, 2017	TEXAS A&M	2-4	L	2-6-0	4-5-0	7	32-14-0	9-10-0	Rethlake, E (L, 9-3)	1003	2:08
*Apr 29, 2017	TEXAS A&M	W	7-2	7-6-1	2-2-1	7	33-14-0	10-10-0	Prince, M (W, 17-6)	1447	2:13
*Apr 30, 2017	TEXAS A&M	W	7-4	7-9-0	4-8-2	7	34-14-0	11-10-0	Prince, M (W, 18-6)	1120	2:22
*May 05, 2017	at Mississippi State	2-6	L	2-4-0	6-7-0	7	34-15-0	11-11-0	Prince, M (L, 18-7)	491	2:00
*May 06, 2017	at Mississippi State	3-5	L	3-10-0	5-9-1	7	34-16-0	11-12-0	Rethlake, E (L, 9-4)	829	2:30
*May 07, 2017	at Mississippi State	W	10-7	10-11-1	7-11-5	(11)	35-16-0	12-12-0	Spellman, L (W, 2-2)	723	3:36
May 10, 2017	vs. South Carolina	W	7-3	7-11-3	3-7-1	7	36-16-0	12-12-0	Prince, M (W, 19-7)	879	2:07
May 11, 2017	vs. Auburn	0-2	L	0-6-1	2-3-0	7	36-17-0	12-12-0	Rethlake, E (L, 9-5)	827	1:40
@May 19, 2017	DEPAUL	W	6-0	6-8-0	0-2-0	7	37-17-0	12-12-0	Prince, M (W, 20-7)	1563	1:41
@May 20, 2017	ILLINOIS	W	1-0	1-3-0	0-3-0	7	38-17-0	12-12-0	Prince, M (W, 22-14)	1451	1:39
@May 21, 2017	ILLINOIS	W	4-2	4-8-1	2-7-0	7	39-17-0	12-12-0	Rethlake, E (W, 10-5)	1339	2:03
~May 26, 2017	at Oregon	0-4	L	0-3-1	4-5-0	7	39-18-0	12-12-0	Prince, M (L, 21-8)	2423	1:47
~May 27, 2017	at Oregon	5-6	L	5-8-1	6-10-2	7	39-19-0	12-12-0	Prince, M (L, 21-9)	2517	2:17

* = Conference game; ^ = UCF Knight Invitational (Orlando, Fla.); \$ = Mary Nutter (Cathedral City, Calif.); & = FAU Invite (Boca Raton, Fla.); ! = Coach B Classic (Carbondale, Ill.); # = SEC Tournament (Knoxville, Tenn.); @ = NCAA Regionals (Lexington, Ky.); ~ = NCAA Super Regionals (Eugene, Ore.); () extra inning game



2017 SEC RECAP

2017 SEC FINAL STANDINGS

School	SEC	Pct.	ALL	Pct.	Home	Away	Neu.	Streak
1.) Florida #	20-3	.870	58-10	.853	29-4	12-3	17-3	L2
2.) Auburn	17-7	.708	49-12	.803	31-6	10-4	8-2	L2
3.) Tennessee	16-7	.696	48-12	.800	27-6	10-4	11-2	L2
4.) Texas A&M	16-7	.696	47-13	.783	31-6	11-4	5-3	L2
5.) Alabama	12-11	.522	46-17	.719	30-6	10-11	6-1	L2
6.) LSU	12-12	.500	48-22	.868	30-6	7-10	9-6	L2
7.) Kentucky	12-12	.500	39-19	.672	15-6	14-9	10-4	L2
8.) Ole Miss !	10-14	.417	43-20	.683	23-6	6-12	14-2	L2
9.) Mississippi St.	10-14	.417	36-22	.621	24-7	7-11	5-4	L4
10.) South Carolina	8-15	.348	34-25	.576	22-9	7-11	5-5	L1
11.) Missouri	7-16	.304	29-28	.509	15-11	5-9	9-8	L3
12.) Arkansas	7-17	.292	31-24	.564	13-8	9-14	9-2	L5
13.) Georgia	6-18	.250	35-23	.603	24-8	3-12	8-3	L1

- SEC Regular Season Champion; ! - SEC Tournament Champion

2017 SEC HONORS

Player of the Year

Meghan Gregg, Tennessee

Pitcher of the Year

Kelly Barnhill, Florida

Coach of the Year

Tim Walton, Florida

Freshman of the Year

Caylan Arnold, Tennessee

Scholar-Athlete of the Year

Kasey Cooper, Auburn

First Team All-SEC

P – Kaylee Carlson, Auburn
 P – Kelly Barnhill, Florida
 P – Delanie Gourley, Florida
 IF – Nicole DeWitt, Florida
 IF – Kayli Kvistad, Florida
IF – Katie Reed, Kentucky
 IF – Caroline Seitz, Mississippi State
 IF – Meghan Gregg, Tennessee
 OF – Amanda Lorenz, Florida
 OF – Cortni Emanuel, Georgia
 OF – Bailey Landry, LSU
 OF – Kylan Becker, Ole Miss
 C – Carlee Wallace, Auburn
 DP/U – Aleshia Ocasio, Florida

Second Team All-SEC

P – Alexis Osorio, Alabama
 P – Allie Walljasper, LSU
 P – Kaitlin Lee, Ole Miss
 P – Matty Moss, Tennessee
 IF – A.J. Belans, Arkansas
 IF – Kasey Cooper, Auburn
 IF – Alyssa DiCarlo, Georgia
 IF – Kristen Cuyos, Texas A&M

IF – Riley Sartain, Texas A&M

OF – Alyssa Rivera, Auburn
 OF – Justine McLean, Florida
 OF – Sydni Emanuel, Georgia
 OF – Regan Nash, Missouri
 C – Sahvanna Jaquish, LSU
 DP/U – Brooke Vines, Tennessee

Freshman All-SEC

P – Autumn Storms, Arkansas
 P – Morgan Bruce, Ole Miss
 P – Caylan Arnold, Tennessee
 IF – Sophia Reynoso, Florida
IF – Alex Martens, Kentucky
 IF – Braxton Burnside, Missouri
 IF – Mackenzie Boesel, South Carolina
 IF – Chelsea Seggern, Tennessee
 OF – Elissa Brown, Alabama
 OF – Alyssa Rivera, Auburn
OF – Bailey Vick, Kentucky
 OF – Sarah Hudek, Texas A&M
 DP/U – Bailey Hemphill, Alabama

SEC All-Defensive

P – Kaylee Carlson, Auburn
 C – Carlee Wallace, Auburn
 1B – Kaylea Snaer, South Carolina
 2B – Nicole DeWitt, Florida
 SS – Meghan Gregg, Tennessee
 3B – Kasey Cooper, Auburn
LF – Bailey Vick, Kentucky
 CF – Amanda Ivy, Mississippi State
 RF – Sydni Emanuel, Georgia

2017 SEC TOURNAMENT RESULTS

Wednesday, May 10

G1: #5 Alabama 4, #12 Arkansas 1
 G2: #8 Ole Miss 2, #9 Mississippi State 1
 G3: #7 Kentucky 7, #10 South Carolina 3
 G4: #6 LSU 6, #11 Missouri 5

Thursday, May 11

G5: #5 Alabama 2, #4 Texas A&M 1 (10 inn.)
 G6: #8 Ole Miss 2, #1 Florida 0
 G7: #2 Auburn 2, #7 Kentucky 0
 G8: #6 LSU 6, #3 Tennessee 2

Friday, May 10

No games (weather)

Saturday, May 13

G9: #8 Ole Miss 4, #5 Alabama 1
 G10: #6 LSU 6, #2 Auburn 0
 G11: #8 Ole Miss 5, #6 LSU 1





FINAL 2017 SEC STATS

BATTING STATISTICS

Team	AVG	GP	AB	R	H	2B	3B	HR	RBI	TB	SLG%	BB	HBP	SO	GDP	OB%	SF	SH	SB-Att
Georgia	.342	66	1742	417	589	88	9	64	371	887	.515	210	29	256	4	.418	16	58	66-74
Texas A&M	.328	59	1546	429	507	77	5	86	401	852	.551	258	55	261	7	.437	16	18	99-111
Missouri	.327	58	1572	390	514	65	4	73	340	806	.513	229	32	205	5	.418	18	20	165-183
Tennessee	.325	59	1473	426	479	90	15	57	390	770	.523	279	60	258	5	.446	24	26	98-109
Auburn	.317	70	1888	556	599	99	13	89	499	991	.525	349	68	282	15	.437	22	17	35-41
LSU	.316	70	1828	405	577	94	19	53	363	868	.475	315	37	256	13	.423	18	36	62-78
Florida	.312	63	1599	378	499	53	10	58	349	746	.467	292	73	203	4	.436	18	17	72-86
Alabama	.311	65	1651	397	514	93	17	58	360	815	.494	241	22	225	8	.403	15	51	92-107
South Car.	.291	61	1570	278	457	81	9	31	250	649	.413	171	85	223	4	.386	20	30	56-69
Ole Miss	.287	63	1592	274	457	48	10	26	231	603	.379	184	39	288	4	.373	9	49	126-158
Kentucky	.272	60	1490	280	405	62	8	43	240	612	.411	183	41	239	10	.364	16	35	66-83
Arkansas	.260	56	1409	219	367	52	6	49	197	578	.410	131	33	302	9	.335	10	28	20-24
Miss. St.	.248	57	1476	206	366	52	12	18	183	496	.336	153	60	289	5	.340	15	41	62-72

PITCHING STATISTICS

Team	ERA	W-L	G	CG	SHO/CBO	SV	IP	H	R	ER	BB	SO	2B	3B	HR	B/Avg	WP	HBP	BK
Florida	0.93	56-7	63	32	31/9	12	412.1	221	68	55	128	538	23	1	18	.156	26	34	1
Kentucky	1.71	46-14	60	29	19/5	3	402.1	280	130	98	137	421	44	4	28	.191	9	31	2
LSU	1.89	52-18	70	45	16/2	5	462.2	386	176	125	150	428	50	7	26	.219	26	56	4
Auburn	2.19	58-12	70	20	19/10	7	454.0	382	179	142	169	286	43	4	36	.225	21	25	3
Tennessee	2.25	43-16	59	16	10/5	8	364.2	309	164	117	118	374	38	4	27	.223	2	3	1
Georgia	2.27	46-20	66	26	18/9	6	417.0	348	182	135	132	412	38	2	35	.221	18	35	3
Alabama	2.36	51-14	65	37	17/4	8	415.2	349	161	140	135	432	39	1	39	.223	12	43	0
South Carolina	2.82	38-23	61	20	12/7	8	396.2	342	198	160	214	255	55	2	23	.234	33	44	2
Mississippi State	2.87	26-31	57	19	12/3	3	394.2	346	200	162	182	305	43	11	28	.230	33	30	2
Missouri	3.11	42-16	58	20	13/6	4	375.1	368	210	167	174	261	39	1	38	.253	43	28	0
Ole Miss	3.26	41-22	63	24	13/4	6	414.1	371	208	193	159	248	57	5	41	.239	26	40	5
Texas A&M	3.86	39-20	59	24	10/2	6	372.0	408	252	205	214	259	47	4	43	.273	21	33	0
Arkansas	6.98	17-39	56	27	2/1	1	346.0	482	411	345	315	217	77	19	46	.325	67	32	0

PB - Arkansas 28, Tennessee 16, Texas A&M 12, Georgia 12, LSU 11, Alabama 9, Miss. State 9, Missouri 7, S. Carolina 7, Auburn 6, Florida 5, Ole Miss 3, Kentucky 3. Pickoffs - S. Carolina 5, Ole Miss 2, Florida 2, Miss. State 1, LSU 1, Georgia 1, Arkansas 1.

FIELDING STATISTICS

Team	C	PO	A	E	FLD%	DPS	SBA	CSB	SBA%	PB	CI
Florida	1663	1237	399	27	.984	28	5	6	.455	5	0
Ole Miss	1779	1243	496	40	.978	17	39	13	.750	3	0
South Carolina	1721	1190	482	49	.972	26	57	13	.814	7	0
Alabama	1617	1247	323	47	.971	8	31	12	.721	9	0
Auburn	2034	1362	609	63	.969	40	21	7	.750	6	1
Kentucky	1766	1207	502	57	.968	11	52	13	.800	3	1
Missouri	1652	1126	472	54	.967	23	24	12	.667	7	0
Texas A&M	1637	1116	463	58	.965	22	32	6	.842	12	0
Georgia	1665	1251	355	59	.965	11	32	6	.842	12	0
Mississippi State	1755	1184	506	65	.963	18	43	11	.796	9	0
Tennessee	1571	1094	413	64	.959	8	40	9	.816	16	1
LSU	2001	1388	529	84	.958	20	30	11	.732	11	0
Arkansas	1626	1037	518	71	.956	25	93	20	.823	28	2



UK VS. ALL OPPONENTS

Opponent	W	L	T	First/Last Mtg.
Akron	4	2	0	1999/2002
Alabama	5	45	0	1997/2016
Albany	1	0	0	2016/2016
Arizona	1	2	0	2000/2015
Arizona State	2	3	0	2010/2016
Arkansas	25	30	0	1997/2017
Auburn	17	38	0	1998/2017
Austin Peay	4	0	0	2010/2011
Ball State	2	2	0	1998/2015
Baylor	0	6	0	1998/2014
Belmont	4	0	0	2002/2006
Bethune-Cookman	0	1	0	2002/2002
Birmingham Southern	1	0	0	2002/2002
Bowling Green	2	0	0	2001/2005
Bradley	0	1	0	1998/1998
Brigham Young	1	1	0	2009/2009
Butler	6	0	0	2000/2016
California	3	3	0	2010/2016
Cal State Fullerton	1	0	0	2010/2010
Cal-Poly	1	1	0	2005/2013
Campbell	1	0	0	1998/1998
Canisius	1	1	0	1999/2009
Centenary	1	0	0	2009/2009
Central Florida	2	2	0	2008/2017
Central Michigan	1	0	0	2013/2013
Coastal Carolina	2	0	0	1999/1999
Colorado State	1	1	0	2006/2011
Connecticut	3	1	0	2000/2017
Dayton	6	3	0	1997/2017
DePaul	4	3	0	1997/2017
Drexel	2	0	0	1997/2017
East Carolina	0	1	0	1999/1999
Eastern Illinois	3	1	0	1998/2016
Eastern Kentucky	21	7	0	1997/2017
Evansville	5	6	0	1998/2017
Fairfield	1	0	0	2014/2014
Florida	14	49	0	1997/2017
Florida Atlantic	7	0	0	2010/2017
Florida A & M	5	0	0	2004/2017
Florida International	4	1	0	2002/2011
Florida State	2	2	0	2011/2015
Gardner-Webb	1	0	0	2004/2004
George Washington	1	0	0	2014/20104
Georgia	13	54	0	1997/2017
Georgia Southern	4	1	0	2011/2015
Georgia State	0	2	0	1999/2010
Georgia Tech	1	2	0	1998/2010
Georgetown	1	0	0	2013/2013
Hawai'i	1	2	0	2008/2009
Houston	1	1	0	2003/2005
Howard	1	0	0	2013/2013
Illinois	4	0	0	2013/2017
Illinois-Chicago	3	5	0	1998/2017
Illinois State	1	5	0	2002/2005
Indiana	12	8	0	1997/2017
Indiana State	2	0	0	1999/2006
Iowa	1	2	0	1997/2013
IUPUI	2	0	0	2007/2015
IPFW	1	0	0	2014/2014
Jacksonville State	2	0	0	2010/2012
James Madison	1	0	0	2014/2014
Kansas	2	2	0	2004/2014
Kennesaw State	0	1	0	2015/2015
Kent State	12	3	0	1998/2017
La.-Lafayette	1	4	0	1999/2014
La.-Monroe	1	1	0	2000/2004
Lehigh	1	0	0	2016/2016
LSU	12	37	0	1998/2016
La. Tech	3	1	0	1998/2014
Liberty	4	0	0	2000/2010
Lipscomb	2	1	0	2010/2016
Long Beach State	3	3	0	2005/2015
LIU-Brooklyn	2	0	0	2012/2015
Louisville	19	19	0	2000/2017
Loyola-Marymount	2	1	0	2006/2014
Marshall	13	2	0	1997/2015
Memphis	2	1	0	2011/2017
Maryland	2	2	0	1999/2012
Miami (Ohio)	6	2	0	1997/2016
Michigan	3	5	0	2010/2017
Middle Tennessee State	3	2	0	1997/2013
Minnesota	2	0	0	2005/2010
Mississippi	24	30	0	1997/2017
Mississippi State	26	30	0	1997/2017
Mississippi Valley State	1	0	0	2014/2014

Opponent	W	L	T	First/Last Mtg.
Missouri	10	7	0	1997/2017
Missouri-Kansas City	2	0	0	2004/2012
Morehead State	23	1	0	1997/2012
Murray State	3	0	0	2015/2016
New Mexico	1	1	0	2000/2016
New Mexico State	1	0	0	2001/2001
Nicholls State	2	1	0	1999/2012
North Carolina	2	1	0	1997/2013
North Carolina State	1	1	0	2012/2012
North Dakota State	1	0	0	2011/2011
North Florida	2	0	0	2011/2012
Northern Kentucky	2	0	0	2016/2017
North Texas	1	0	0	2004/2004
Northern Illinois	3	0	0	1998/2017
Northern Iowa	2	0	0	2004/2004
Northwestern	1	0	0	2015/2015
Notre Dame	3	1	0	2000/2016
Ohio	10	2	0	1998/2016
Ohio State	6	7	0	1999/2011
Oklahoma	1	6	0	2000/2015
Oklahoma State	1	3	0	1998/2001
Oregon	2	4	0	2003/2017
Oregon State	2	1	0	2013/2016
Pacific	1	1	0	2001/2012
Penn State	3	1	0	2000/2014
Pittsburgh	2	2	0	2010/2017
Portland State	0	1	0	2013/2013
Purdue	3	1	0	2000/2011
Radford	2	0	0	1998/2012
Sacramento State	1	0	0	2007/2007
St. Francis (Pa.)	1	0	0	2014/2014
Saint Mary's	1	0	0	2007/2007
St. Louis	1	0	0	1999/1999
Sam Houston State	1	0	0	1998/1998
Samford	2	0	0	1999/2002
San Diego	1	0	0	2016/2016
San Diego State	4	3	0	2005/2016
Santa Clara	1	0	0	2014/2014
SIUE	1	0	0	2011/2011
Stanford	1	0	0	2013/2013
Stephen F. Austin	4	2	0	1998/2012
South Carolina	26	38	0	1997/2017
South Dakota	1	0	0	2016/2016
South Florida	1	1	0	2005/2013
Southeast Missouri	0	2	0	1998/2001
Southern Illinois	3	1	0	1998/2017
Southern Miss.	1	2	0	1999/2007
Southwest Texas	0	2	0	2000/2002
Stanford	0	4	0	2003/2011
Stetson	2	0	0	2009/2009
Temple	1	0	0	1999/1999
Tennessee	14	44	0	1997/2017
Tennessee-Martin	1	0	0	2017/2017
Tennessee Tech	6	1	0	1999/2015
Texas	3	0	0	2002/2014
Texas-Arlington	0	0	1	2004/2004
Texas A&M	5	4	0	2014/2017
Texas-A&M-CC	1	1	0	2007/2012
Texas-San Antonio	3	2	0	2001/2004
Texas State	0	1	0	2005/2005
Texas Tech	1	1	0	2016/2016
Toledo	2	0	0	2008/2008
UAB	0	2	0	2012/2012
UCLA	3	6	0	2009/2017
UC-Davis	4	0	0	2007/2017
UC-Riverside	1	1	0	2007/2013
UNC-Greensboro	0	1	0	1997/1997
UNC-Charlotte	0	1	0	2016/2016
UNLV	1	1	0	2006/2009
USC Upstate	1	0	0	2013/2013
Utah	2	0	0	2016/2016
UT-Chattanooga	5	6	0	1998/2011
Valparaiso	2	1	0	1997/2012
Virginia	1	0	0	2005/2005
Virginia Tech	2	3	0	2000/2013
Washington	2	0	0	2006/2013
Western Carolina	1	0	0	2010/2010
Western Illinois	1	0	0	2012/2012
Western Kentucky	15	6	0	2000/2016
Western Michigan	3	0	0	2010/2013
Wichita State	2	2	0	2002/2014
Winthrop	2	1	0	1999/2016
Wright State	4	4	0	1997/2012
Youngstown State	4	0	0	2004/2006
Totals	603	637	1	

ALL-TIME RESULTS

BETH PRUIT

Eight Seasons
 Record: 181-297-1
 SEC: 52-146



1997 • 11-44

Feb. 15	Ole Miss	A	L 0-2
Feb. 15	Missouri	N1	L 1-7
Feb. 16	Missouri	N1	L 0-9
Feb. 16	Ole Miss	A	L 0-3
Feb. 21	Marshall	N2	W 1-0
Feb. 21	Drexel	N2	W 3-0
Feb. 22	North Carolina	N2	W 1-0
Feb. 22	UNC Greensboro	N2	L 4-7
Mar. 8	Wright State	N3	L 0-3
Mar. 8	Eastern Kentucky	A	L 1-6
Mar. 9	Dayton	N3	W 4-2
Mar. 9	Eastern Kentucky	A	W 6-3
Mar. 9	Wright State	N3	L 1-4
Mar. 12	Valparaiso	H	L 2-6
Mar. 12	Valparaiso	H	W 5-4
Mar. 15	Iowa	N4	L 0-8
Mar. 16	DePaul	N4	L 0-8
Mar. 16	Indiana	A	L 2-13
Mar. 19	Miami (Ohio)	A	L 0-7
Mar. 19	Miami (Ohio)	A	L 0-8
Mar. 21	Alabama	A	L 0-2
Mar. 21	Alabama	A	L 0-15
Mar. 23	Auburn	A	L 4-5
Mar. 23	Auburn	A	L 0-5
Mar. 29	South Carolina	A	L 0-10
Mar. 29	South Carolina	A	L 0-5
Mar. 30	South Carolina	A	L 0-8
Mar. 30	South Carolina	A	L 2-10
Apr. 1	Middle Tenn. State	H	L 0-4
Apr. 1	Middle Tenn. State	H	L 3-4
Apr. 5	Georgia	H	L 0-2
Apr. 5	Georgia	H	W 2-1
Apr. 6	Georgia	H	L 0-7
Apr. 6	Georgia	H	L 8-13
Apr. 9	Dayton	A	L 1-4
Apr. 9	Dayton	A	W 5-2
Apr. 11	Mississippi State	H	L 1-6
Apr. 11	Mississippi State	H	L 7-12
Apr. 13	Ole Miss	H	L 0-3
Apr. 13	Ole Miss	H	L 5-6
Apr. 16	Marshall	H	L 0-8
Apr. 16	Marshall	H	W 7-0
Apr. 19	Florida	A	L 1-6
Apr. 19	Florida	A	L 0-9
Apr. 20	Florida	A	L 0-8
Apr. 20	Florida	A	L 1-2
Apr. 23	Wright State	A	L 0-3
Apr. 23	Wright State	A	L 0-8
Apr. 25	Arkansas	H	W 4-3
Apr. 25	Arkansas	H	L 3-4
Apr. 30	Morehead State	H	L 1-4
Apr. 30	Morehead State	H	W 4-2
May 2	Tennessee	A	L 1-3
May 3	Tennessee	A	L 0-8
May 3	Tennessee	A	L 4-9

N1 - Oxford, Miss.; N2 - Chapel Hill, N.C.;
 N3 - Richmond, Ky.; N4 - Bloomington, Ind.

1998 • 19-43 • 6-22 SEC

Feb. 13	Sam Houston State	N1	W 1-0
Feb. 13	Oklahoma State	N1	L 0-9
Feb. 14	Louisiana Tech	N1	L 1-11
Feb. 14	Baylor	N1	L 2-10
Feb. 15	Stephen F. Austin	N1	L 1-4
Feb. 20	Illinois-Chicago	N2	W 1-0
Feb. 20	Radford	N2	W 2-1
Feb. 21	Georgia Tech	N2	L 2-6

Feb. 21	Campbell	N2	W 4-3
Feb. 22	Eastern Kentucky	N2	L 0-1
Feb. 28	Northern Illinois	N3	W 2-1
Feb. 28	Southern Illinois	A	L 1-5
Feb. 28	Southeast Missouri	N3	L 6-9
Mar. 1	Bradley	N3	L 0-1
Mar. 1	Eastern Illinois	N3	L 1-3
Mar. 3	Dayton	A	L 4-5
Mar. 3	Dayton	A	W 4-3
Mar. 6	Eastern Kentucky	A	L 2-3
Mar. 6	Miami (Ohio)	N4	W 1-0
Mar. 8	Wright State	N4	W 7-6
Mar. 8	Dayton	N4	W 7-1
Mar. 14	Ohio	H	L 6-7
Mar. 14	Kent State	H	L 2-7
Mar. 15	Eastern Kentucky	H	L 0-13
Mar. 15	Wright State	H	W 6-3
Mar. 21	Alabama	H	L 1-12
Mar. 21	Alabama	H	L 1-16
Mar. 22	Auburn	H	W 6-1
Mar. 22	Auburn	H	L 4-9
Mar. 25	Morehead State	A	W 4-1
Mar. 25	Morehead State	A	W 7-0
Mar. 27	South Carolina	H	W 3-2
Mar. 27	South Carolina	H	L 2-11
Mar. 28	South Carolina	H	L 2-3
Mar. 28	South Carolina	H	L 3-7
Mar. 31	Ball State	H	L 4-7
Mar. 31	Ball State	H	L 0-8
Apr. 4	Georgia	A	L 2-7
Apr. 4	Georgia	A	L 4-8
Apr. 5	Georgia	A	L 4-7
Apr. 5	Georgia	A	W 1-0
Apr. 8	Chattanooga	A	L 0-4
Apr. 8	Chattanooga	A	L 3-5
Apr. 10	Mississippi State	A	W 1-0
Apr. 10	Mississippi State	A	W 1-0
Apr. 11	Ole Miss	A	L 1-2
Apr. 11	Ole Miss	A	L 3-5
Apr. 17	Florida	H	L 0-2
Apr. 17	Florida	H	L 1-5
Apr. 18	Florida	H	L 1-9
Apr. 18	Florida	H	L 2-10
Apr. 21	Evansville	A	L 0-2
Apr. 21	Evansville	A	L 2-10
Apr. 24	Arkansas	A	W 5-2
Apr. 24	Arkansas	A	L 0-8
Apr. 26	LSU	A	L 0-3
Apr. 26	LSU	A	L 0-1
Apr. 29	Miami (Ohio)	H	W 3-1
May 1	Tennessee	H	L 1-6
May 1	Tennessee	H	L 1-11
May 2	Tennessee	H	L 3-5
May 2	Tennessee	H	L 2-11

1999 • 23-44 • 6-22 SEC

Feb. 12	Nicholls State	N1	L 1-5
Feb. 12	Illinois-Chicago	N1	L 0-10
Feb. 13	Stephen F. Austin	N1	W 3-1
Feb. 13	Oklahoma State	N1	L 1-2
Feb. 14	Nicholls State	N1	W 4-2
Feb. 14	Oklahoma State	N1	L 1-4
Feb. 19	East Carolina	N2	L 1-2
Feb. 19	Temple	N2	W 8-0
Feb. 20	Maryland	N2	L 0-13
Feb. 20	Ohio	N2	W 8-2
Feb. 21	Illinois-Chicago	N2	L 0-8
Feb. 27	St. Louis	N3	W 14-0
Feb. 27	Tennessee Tech	N3	L 0-11
Feb. 27	Indiana State	N3	W 3-2
Feb. 28	Georgia State	N3	L 2-6
Mar. 6	Ohio State	H	L 4-5
Mar. 6	Canisius	H	L 4-7
Mar. 7	Akron	H	L 4-5
Mar. 12	Southern Miss	N4	L 1-9
Mar. 12	Mississippi State	N4	W 3-1

N1 - Arlington, Texas; N2 - Chapel Hill, N.C.;
 N3 - Carbondale, Ill.; N4 - Richmond, Ky.

Mar. 12	Missouri	N4	L 1-9
Mar. 15	Middle Tenn. State	N5	W 9-6
Mar. 15	Illinois-Chicago	N5	L 5-7
Mar. 16	Coastal Carolina	A	W 9-8
Mar. 17	Coastal Carolina	A	W 7-0
Mar. 17	Illinois-Chicago	N5	L 1-9
Mar. 19	Lafayette	N6	L 1-2
Mar. 19	Winthrop	A	L 6-10
Mar. 20	Illinois-chicago	N6	L 3-11
Mar. 20	Samford	N6	W 9-0
Mar. 24	Eastern Kentucky	H	W 7-0
Mar. 24	Eastern Kentucky	H	W 8-0
Mar. 26	Alabama	A	L 1-5
Mar. 26	Alabama	A	L 1-3
Mar. 28	Auburn	A	W 7-6
Mar. 28	Auburn	A	L 1-9
Mar. 30	Kent State	H	W 9-1
Mar. 30	Kent State	H	W 5-0
Apr. 2	South Carolina	A	W 4-2
Apr. 2	South Carolina	A	L 3-6
Apr. 3	South Carolina	A	L 2-3
Apr. 3	South Carolina	A	L 1-8
Apr. 9	Georgia	H	W 3-2
Apr. 9	Georgia	H	L 2-3
Apr. 10	Georgia	H	L 2-5
Apr. 10	Georgia	H	L 2-4
Apr. 13	Dayton	A	L 0-1
Apr. 13	Dayton	A	W 6-2
Apr. 15	Morehead State	H	W 9-5
Apr. 17	Mississippi State	H	W 5-4
Apr. 17	Mississippi State	H	L 0-12
Apr. 18	Ole Miss	H	L 1-3
Apr. 18	Ole Miss	H	L 1-10
Apr. 20	Evansville	H	L 0-3
Apr. 20	Evansville	H	L 5-8
Apr. 23	Florida	A	L 0-8
Apr. 23	Florida	A	L 1-6
Apr. 24	Florida	A	L 2-7
Apr. 24	Florida	A	L 1-3
Apr. 28	Arkansas	H	L 0-2
Apr. 28	Arkansas	H	W 4-2
May 2	LSU	H	L 1-8
May 2	LSU	H	L 2-5
May 8	Tennessee	A	L 0-4
May 8	Tennessee	A	L 2-3
May 9	Tennessee	A	L 0-7
May 9	Tennessee	A	W 9-7

2000 • 36-29 • 15-13 SEC

SEC East Champion			
Feb. 11	Oklahoma	N1	L 0-5
Feb. 11	Purdue	N1	W 2-0
Feb. 11	La.-Monroe	N1	L 4-5
Feb. 12	Southern Miss	N1	L 1-4
Feb. 12	Louisiana Tech	N1	W 5-4
Feb. 12	Southwest Texas	N1	L 3-4
Feb. 18	New Mexico	N2	L 2-5
Feb. 18	Tennessee Tech	N2	W 15-0
Feb. 19	Arizona	N2	L 0-8
Feb. 19	Oklahoma	N2	L 4-13
Feb. 20	Penn State	N2	L 0-3
Feb. 25	Connecticut	N3	W 1-0
Feb. 25	Chattanooga	N3	L 1-2
Feb. 26	Liberty	N3	W 8-3
Feb. 27	Marshall	N3	W 4-1
Mar. 1	Eastern Kentucky	A	W 12-4
Mar. 4	Virginia Tech	N4	L 3-6
Mar. 4	Tennessee	N4	L 3-7
Mar. 5	Notre Dame	N4	L 0-8
Mar. 8	Morehead State	H	W 5-0
Mar. 8	Morehead State	H	W 8-0
Mar. 11	Northern Illinois	H	W 5-3
Mar. 11	Evansville	H	L 0-2
Mar. 12	Butler	H	W 7-2
Mar. 18	Evansville	N5	W 4-0

N1 - Arlington, Texas; N2 - Raleigh, N.C.;
 N3 - Atlanta, Ga.; N4 - Chattanooga, Tenn.;
 N5 - Conway, S.C.; N6 - Rock Hill, S.C.

Mar. 18	Indiana	N5	W 16-0
Mar. 22	Akron	H	W 3-0
Mar. 22	Akron	H	W 8-3
Mar. 24	Auburn	H	W 4-3
Mar. 24	Auburn	H	W 10-6
Mar. 25	Alabama	H	L 3-4
Mar. 25	Alabama	H	L 2-6
Mar. 29	Louisville	H	L 0-2
Mar. 29	Louisville	H	W 3-0
Mar. 31	Georgia	A	W 3-1
Mar. 31	Georgia	A	L 2-3
Apr. 1	Georgia	A	W 3-0
Apr. 1	Georgia	A	W 2-0
Apr. 5	Louisville	A	W 3-2
Apr. 5	Louisville	A	W 2-1
Apr. 7	South Carolina	H	W 1-0
Apr. 7	South Carolina	H	L 2-4
Apr. 9	South Carolina	H	L 1-4
Apr. 9	South Carolina	H	W 6-5
Apr. 14	Ole Miss	A	W 2-1
Apr. 14	Ole Miss	A	L 1-3
Apr. 15	Mississippi State	A	L 2-6
Apr. 15	Mississippi State	A	L 3-7
Apr. 20	Western Kentucky	H	W 11-3
Apr. 22	Florida	H	W 4-0
Apr. 22	Florida	H	W 9-8
Apr. 23	Florida	H	W 3-0
Apr. 23	Florida	H	L 6-7
Apr. 26	Morehead State	A	W 7-2
Apr. 26	Morehead State	A	W 8-2
Apr. 28	LSU	A	L 0-2
Apr. 28	LSU	A	L 0-7
Apr. 30	Arkansas	A	L 1-2
Apr. 30	Arkansas	A	L 1-2
May 2	Tennessee	H	W 2-0
May 2	Tennessee	H	W 10-1
May 3	Tennessee	H	W 10-2
May 3	Tennessee	H	W 4-0
May 11	South Carolina	N6	L 1-2
May 12	Florida	N6	L 0-2

N1 - Arlington, Texas; N2 - Tucson, Ariz.;
 N3 - Chattanooga, Tenn.; N4 - Bristol, Tenn.;
 N5 - Evansville, Ind.; N6 - Columbus, Ga.

2001 • 27-34 • 10-18 SEC

Feb. 9	Oklahoma	N1	L 1-10
Feb. 9	Baylor	N1	L 8-9
Feb. 9	Texas-San Antonio	N1	W 9-4
Feb. 10	Stephen F. Austin	N1	L 2-4
Feb. 10	Texas-San Antonio	N1	L 5-6
Feb. 16	New Mexico State	N2	W 6-1
Feb. 16	Pacific	N2	L 4-6
Feb. 17	Bowling Green	N2	W 3-2
Feb. 17	Arizona	N2	L 1-12
Feb. 18	Oklahoma State	N2	W 3-2
Feb. 23	Marshall	N3	L 5-10
Feb. 23	Chattanooga	N3	L 0-3
Feb. 24	Liberty	N3	W 8-2
Feb. 24	Virginia Tech	N3	L 0-3
Feb. 25	Liberty	N3	W 3-1
Feb. 25	Chattanooga	N3	L 1-5
Feb. 28	Eastern Kentucky	H	W 4-3
Feb. 28	Eastern Kentucky	H	W 8-0
Mar. 7	Georgia	H	W 4-1
Mar. 7	Georgia	H	L 6-9
Mar. 9	Kent State	H	W 6-1
Mar. 9	Akron	H	W 12-7
Mar. 10	Southeast Missouri	H	L 0-1
Mar. 10	Indiana	H	W 4-1
Mar. 11	Louisville	H	L 1-10
Mar. 13	Indiana	H	W 9-8
Mar. 13	Indiana	H	W 6-3
Mar. 17	Florida	H	L 3-18
Mar. 17	Florida	H	L 4-5
Mar. 18	Florida	H	L 4-5
Mar. 21	Tennessee	A	L 2-4
Mar. 21	Tennessee	A	W 7-4
Mar. 24	Ole Miss	H	L 0-12



ALL-TIME RESULTS

Mar. 24	Ole Miss	H	W 7-1
Mar. 25	Ole Miss	H	W 9-1
Mar. 31	Alabama	A	L 2-6
Mar. 31	Alabama	A	L 6-12
Apr. 1	Alabama	A	L 0-8
Apr. 7	Mississippi State	A	W 8-1
Apr. 7	Mississippi State	A	L 2-3
Apr. 8	Mississippi State	A	L 3-7
Apr. 11	Morehead State	H	W 8-0
Apr. 11	Morehead State	H	W 15-0
Apr. 14	South Carolina	H	L 0-3
Apr. 14	South Carolina	H	W 2-1
Apr. 15	South Carolina	H	W 6-5
Apr. 18	Louisville	A	W 3-2
Apr. 18	Louisville	A	W 4-2
Apr. 21	LSU	A	L 0-12
Apr. 21	LSU	A	L 2-5
Apr. 22	LSU	A	L 0-8
Apr. 25	Western Kentucky	A	L 4-5
Apr. 25	Western Kentucky	A	L 5-6
Apr. 28	Auburn	H	L 3-6
Apr. 28	Auburn	H	W 8-5
Apr. 29	Auburn	H	W 7-6
May 5	Arkansas	A	W 3-1
May 5	Arkansas	A	L 0-4
May 6	Arkansas	A	L 0-1
May 10	South Carolina	N3	L 1-5
May 11	Arkansas	N3	L 0-1

N1 - Arlington, Texas; N2 - Tucson, Ariz.;
N3 - Chattanooga, Tenn.

Apr. 21	LSU	H	L 2-4
Apr. 24	Georgia	A	L 0-8
Apr. 24	Georgia	A	L 4-6
Apr. 25	Georgia	A	L 3-5
Apr. 27	Auburn	A	W 8-5
Apr. 27	Auburn	A	L 1-6
Apr. 28	Auburn	A	L 1-17
May 2	Arkansas	H	W 6-5
May 3	Arkansas	H	W 4-0
May 3	Arkansas	H	L 2-7

N1 - Miami, Fla.; N2 - San Antonio, Texas
N3 - Chattanooga, Tenn.; N4 - Lexington, Ky.

2003 • 16-40 • 3-26 SEC

Jan. 31	Illinois State	N1	L 1-8
Jan. 31	Georgia	N1	L 0-5
Feb. 1	FIU	N1	W 3-2
Feb. 1	Georgia	N1	L 2-5
Feb. 2	Illinois State	N1	L 3-4
Feb. 14	Missouri	N2	W 5-4
Feb. 14	Stanford	N2	L 0-8
Feb. 15	Penn State	N2	W 2-1
Feb. 15	Missouri	N2	W 4-1
Feb. 16	Stanford	N2	L 1-4
Feb. 22	Texas Tech	N3	L 4-5
Feb. 22	Texas-San Antonio	N3	W 11-2
Feb. 22	Houston	N3	W 5-4
Feb. 23	Oregon	N3	L 1-5
Mar. 5	Ohio State	H	L 2-10
Mar. 5	Ohio State	H	L 3-12
Mar. 8	Florida	H	L 1-8
Mar. 8	Florida	H	L 2-10
Mar. 9	Florida	H	L 3-9
Mar. 12	Morehead State	H	W 10-0
Mar. 12	Morehead State	H	W 9-1
Mar. 15	Mississippi	H	W 4-1
Mar. 15	Mississippi	H	L 4-8
Mar. 16	Mississippi	H	L 7-14
Mar. 18	Georgia	H	L 1-8
Mar. 18	Georgia	H	L 1-7
Mar. 19	Georgia	H	L 0-5
Mar. 22	Alabama	A	L 4-7
Mar. 22	Alabama	A	L 1-2
Mar. 23	Alabama	A	L 2-8
Mar. 29	Mississippi State	A	L 6-7
Mar. 29	Mississippi State	A	L 0-7
Mar. 30	Mississippi State	A	L 3-6
April 2	Eastern Kentucky	H	L 5-7
April 2	Eastern Kentucky	H	L 3-5
April 5	South Carolina	H	L 0-7
April 5	South Carolina	H	L 2-7
April 6	South Carolina	H	L 0-6
April 9	Tennessee	A	L 0-8
April 9	Tennessee	A	L 4-6
April 12	LSU	A	L 0-5
April 12	LSU	A	L 1-9
April 13	LSU	A	1-11
April 16	Indiana	A	W 9-5
April 16	Indiana	A	L 2-4
April 18	Auburn	H	L 1-9
April 18	Auburn	H	L 4-5
April 19	Auburn	H	L 0-1
April 23	Louisville	A	W 2-0
April 23	Louisville	A	W 3-0
April 26	Arkansas	A	L 1-2
April 26	Arkansas	A	W 4-0
April 27	Arkansas	A	W 7-6
April 30	Western Kentucky	H	W 2-1
April 30	Western Kentucky	H	L 4-7
May 3	Iowa	A	W 7-4

N1 - Miami, Fla.; N2 - Monroe, La.;
N3 - San Antonio, Texas

2004 • 25-31-1 • 6-24 SEC

Jan. 31	Florida A & M	N1	W 9-0
Jan. 31	Florida International	N1	W 3-2
Feb. 7	UL-Lafayette	N2	L 4-8
Feb. 7	Louisiana-Monroe	N2	W 5-1

Feb. 8	Georgia Tech	N2	W 5-3
Feb. 8	Gardner Webb	N2	W 1-0
Feb. 14	Missouri-Kansas City	N3	W 5-4
Feb. 14	Texas-San Antonio	N3	L 3-6
Feb. 15	Kansas	N3	L 5-6
Feb. 15	Texas-Arlington	N3	T 2-2
Feb. 28	Yonugstown State	H	W 3-0
Feb. 28	Northern Iowa	H	W 1-0
Feb. 29	Ball State	H	W 1-0
Feb. 29	Northern Iowa	H	W 4-3
Mar. 6	Florida	A	L 1-8
Mar. 6	Florida	A	L 0-6
Mar. 7	Florida	A	W 4-0
Mar. 9	Tennessee	H	L 2-3
Mar. 10	Tennessee	H	L 1-4
Mar. 10	Tennessee	H	L 0-1
Mar. 13	Ole Miss	A	L 0-3
Mar. 13	Ole Miss	A	W 7-3
Mar. 14	Ole Miss	A	L 0-9
Mar. 17	Georgia	A	L 1-8
Mar. 17	Georgia	A	L 0-6
Mar. 18	Georgia	A	L 3-4
Mar. 20	Alabama	H	L 3-9
Mar. 21	Alabama	H	W 7-5
Mar. 21	Alabama	H	L 5-14
Mar. 24	Louisville	H	L 0-4
Mar. 24	Louisville	H	W 3-2
Mar. 27	Mississippi State	H	L 2-8
Mar. 27	Mississippi State	H	W 4-3
Mar. 28	Mississippi State	H	L 2-6
Mar. 31	Eastern Kentucky	A	W 9-0
Mar. 31	Eastern Kentucky	A	W 9-2
April 3	South Carolina	A	L 2-3
April 3	South Carolina	A	W 4-1
April 3	South Carolina	A	L 0-4
April 7	Morehead State	A	W 10-0
April 7	Morehead State	A	W 7-2
April 10	LSU	H	L 1-9
April 10	LSU	H	L 0-9
April 11	LSU	H	L 2-6
April 14	Western Kentucky	A	W 5-2
April 14	Western Kentucky	A	L 3-4
April 21	Ohio State	A	L 4-6
April 21	Ohio State	A	W 4-3
April 24	Arkansas	H	L 0-1
April 24	Arkansas	H	W 8-5
April 25	Arkansas	H	L 1-5
April 28	Indiana	H	L 1-3
April 28	Indiana	H	W 4-2
May 1	Auburn	A	L 1-6
May 1	Auburn	A	L 0-1
May 2	Auburn	A	L 0-6

N1 - Miami, Fla.; N2 - Monroe, La.;
N3 - San Antonio, Texas

EILEEN SCHMIDT

Three Seasons
Record: 61-108
SEC: 12-74



2005 • 20-41 • 4-25 SEC

Feb. 4	South Florida	N1	L 3-4
Feb. 4	Florida International	A	L 0-4
Feb. 5	Illinois State	N1	L 2-4
Feb. 5	Auburn	N1	L 1-9
Feb. 6	Illinois State	N1	L 4-5
Feb. 11	Long Beach State	N2	L 0-5
Feb. 11	San Diego State	N2	L 3-4
Feb. 12	Stanford	A	L 3-14
Feb. 12	Cal Poly	N2	L 1-5
Feb. 13	DePaul	N2	W 2-1
Feb. 18	Baylor	N3	L 0-3
Feb. 18	Houston	N3	L 0-10
Feb. 19	Texas State	N3	L 3-12

Feb. 19	North Carolina	N3	L 2-10
Feb. 20	Minnesota	N3	W 6-4
Feb. 25	Tennessee Tech	N4	W 3-1
Feb. 25	Virginia	N4	W 10-7
Feb. 26	Purdue	N4	L 4-5
Feb. 26	Kent State	N4	W 7-6
Feb. 27	Bowling Green	N4	W 1-0
Feb. 27	UT-Chattanooga	A	W 1-0
Mar. 5	Belmont	N5	W 14-1
Mar. 5	Youngstown State	N5	W 1-0
Mar. 6	Youngstown State	N5	W 8-4
Mar. 6	Belmont	N5	W 10-3
Mar. 12	Ole Miss	H	W 5-3
Mar. 12	Ole Miss	H	L 1-4
Mar. 13	Ole Miss	H	L 3-11
Mar. 15	Georgia	H	L 0-1
Mar. 15	Georgia	H	L 1-5
Mar. 16	Georgia	H	L 2-9
Mar. 19	Alabama	A	L 2-10
Mar. 19	Alabama	A	L 2-6
Mar. 20	Alabama	A	L 1-5
Mar. 23	Marshall	H	W 2-0
Mar. 23	Marshall	H	W 9-0
Mar. 25	Mississippi State	A	L 2-3
Mar. 25	Mississippi State	A	L 0-5
Mar. 26	Mississippi State	A	L 2-3
Mar. 29	Tennessee	A	L 0-5
Mar. 29	Tennessee	A	W 2-1
Mar. 30	Tennessee	A	L 1-3
Apr. 3	South Carolina	H	L 2-12
Apr. 3	South Carolina	H	L 1-10
Apr. 6	Eastern Kentucky	H	W 2-0
Apr. 9	LSU	A	L 1-6
Apr. 9	LSU	A	W 5-1
Apr. 10	LSU	A	L 0-18
Apr. 13	Western Kentucky	H	L 2-5
Apr. 13	Western Kentucky	H	W 4-2
Apr. 14	Louisville	H	W 3-2
Apr. 23	Arkansas	A	L 2-10
Apr. 23	Arkansas	A	L 0-4
Apr. 24	Arkansas	A	L 2-10
Apr. 27	Louisville	A	L 0-6
Apr. 30	Auburn	H	W 5-2
Apr. 30	Auburn	H	L 0-8
May 1	Auburn	H	L 0-10
May 7	Florida	H	L 1-13
May 7	Florida	H	L 3-11
May 8	Florida	H	L 0-8

N1 - Miami, Fla.; N2 - Palo Alto, Calif.;
N3 - Houston, Texas; N4 - Chattanooga, Tenn.;
N5 - Lexington, Ky.

2006 • 21-36 • 4-26 SEC

Feb. 10	Washington	N1	W 6-1
Feb. 10	Oklahoma	N1	L 3-4
Feb. 11	Illinois-Chicago	N1	W 3-2
Feb. 11	Long Beach State	N1	W 6-4
Feb. 12	UNLV	N1	L 2-3
Feb. 16	Kent State	H	W 9-0
Feb. 16	Kent State	H	W 2-1
Feb. 17	Kent State	H	W 10-3
Feb. 24	Long Beach State	N2	L 2-7
Feb. 24	Colorado State	N2	L 0-1
Feb. 25	San Diego State	N2	L 3-5
Feb. 25	Indiana State	N2	W 11-3
Feb. 26	Loyola Marymount	N2	L 1-7
Mar. 3	Morehead State	H	W 9-1
Mar. 4	Ohio	H	W 6-3
Mar. 4	Youngstown State	H	W 9-0
Mar. 5	Belmont	H	W 13-1
Mar. 8	Eastern Kentucky	A	W 8-2
Mar. 11	Auburn	A	L 1-2
Mar. 11	Auburn	A	L 0-3
Mar. 12	Auburn	A	L 6-7
Mar. 14	Georgia	A	L 6-10
Mar. 14	Georgia	A	L 2-4
Mar. 15	Georgia	A	L 0-8
Mar. 18	South Carolina	A	L 2-5

ALL-TIME RESULTS

Mar. 18	South Carolina	A	W 2-0
Mar. 19	South Carolina	A	W 2-1
Mar. 25	LSU	H	L 2-5
Mar. 25	LSU	H	L 2-13
Mar. 26	LSU	H	L 1-6
Mar. 29	Tennessee	H	L 0-8
Mar. 29	Tennessee	H	L 0-4
Mar. 30	Tennessee	H	L 0-8
Apr. 1	Alabama	H	L 0-7
Apr. 1	Alabama	H	L 0-11
Apr. 2	Alabama	H	L 0-9
Apr. 4	Ohio	H	W 7-0
Apr. 4	Ohio	H	W 3-0
Apr. 5	Western Kentucky	H	W 2-1
Apr. 5	Western Kentucky	H	W 5-4
Apr. 12	Indiana	A	L 0-2
Apr. 12	Indiana	A	L 5-6
Apr. 14	Arkansas	H	W 8-0
Apr. 15	Arkansas	H	L 1-2
Apr. 15	Arkansas	H	L 0-2
Apr. 19	Louisville	A	W 3-1
Apr. 22	Florida	A	L 2-6
Apr. 22	Florida	A	W 3-2
Apr. 23	Florida	A	L 3-5
Apr. 26	Louisville	H	L 1-4
Apr. 26	Eastern Kentucky	H	L 0-2
Apr. 29	Ole Miss	A	L 1-2
Apr. 29	Ole Miss	A	L 0-1
Apr. 30	Ole Miss	A	L 1-2
May 6	Mississippi State	H	L 4-6
May 6	Mississippi State	H	L 0-2
May 7	Mississippi State	H	L 2-3

N1 - Las Vegas, Nev.; N2 - San Diego, Calif.;

Apr. 25	Indiana	H	L 5-4
Apr. 25	Indiana	H	W 5-4
Apr. 28	Alabama	A	L 12-3
Apr. 28	Alabama	A	L 6-0
Apr. 29	Alabama	A	L 8-0
May 5	Florida	H	L 7-3
May 5	Florida	H	L 7-4
May 6	Florida	H	L 8-0

N1 - Waco, Texas.; N2 - Davis, Calif.;

RACHEL LAWSON

Ten Seasons
 Record: 361-232
 SEC: 118-136



2008 • 17-37 • 3-25 SEC

Feb. 9	Wichita State	N1	W, 5-2
Feb. 9	Chattanooga	A	W, 3-2
Feb. 10	Wichita State	N1	L, 6-2
Feb. 10	Chattanooga	A	L, 9-6
Feb. 14	Hawai'i	A	L, 9-5
Feb. 15	Long Beach State	N2	L, 10-2
Feb. 15	Central Florida	N2	L, 7-2
Feb. 16	Hawai'i	A	L, 6-0
Feb. 16	Central Florida	N2	L, 6-0
Feb. 17	Central Florida	N2	W, 4-1
Feb. 24	Toledo	H	W, 9-3
Feb. 24	Toledo	H	W, 15-5
Feb. 29	Wright State	N3	W, 5-1
Mar. 1	Marshall	N3	W, 10-4
Mar. 1	Eastern Illinois	N3	W, 5-1
Mar. 2	Indiana	N3	W, 10-5
Mar. 5	Louisville	H	L, 6-1
Mar. 12	Morehead State	H	W, 5-3
Mar. 12	Morehead State	H	W, 7-1
Mar. 15	Tennessee	A	W, 2-0
Mar. 16	Tennessee	A	L, 5-1
Mar. 16	Tennessee	A	L, 2-0
Mar. 17	Miami (OH)	H	W, 7-3
Mar. 21	Alabama	H	L, 9-4
Mar. 22	Alabama	H	L, 11-2
Mar. 22	Alabama	H	L, 14-4
Mar. 26	Louisville	A	L, 5-4
Mar. 29	South Carolina	H	L, 5-3
Mar. 29	South Carolina	H	L, 4-3
Mar. 30	South Carolina	H	L, 8-1
Apr. 1	Indiana	H	L, 5-4
Apr. 1	Indiana	H	L, 16-13
Apr. 3	Mississippi State	A	L, 1-0
Apr. 3	Mississippi State	A	L, 8-0
Apr. 5	Ole Miss	A	W, 3-1
Apr. 5	Ole Miss	A	L, 6-1
Apr. 6	Ole Miss	A	W, 4-2
Apr. 9	LSU	H	L, 13-2
Apr. 9	LSU	H	L, 5-2
Apr. 12	Arkansas	H	L, 6-5
Apr. 12	Arkansas	H	L, 3-0
Apr. 13	Arkansas	H	L, 14-1
Apr. 16	Ohio State	A	W, 6-3
Apr. 16	Ohio State	A	W, 16-0
Apr. 19	Florida	A	L, 8-0
Apr. 19	Florida	A	L, 6-5
Apr. 20	Florida	A	L, 8-0
Apr. 23	Eastern Kentucky	H	W, 4-2
Apr. 26	Georgia	H	L, 10-0
Apr. 26	Georgia	H	L, 7-3
Apr. 27	Georgia	H	L, 9-4
May 3	Auburn	A	L, 14-1
May 3	Auburn	A	L, 3-2
May 4	Auburn	A	L, 5-4

N1 - Chattanooga, Tenn.; N2 - Honolulu, Hawaii; N3 - Chattanooga, Tenn.

2007 • 20-31 • 4-24 SEC

Feb. 9	Stephen F. Austin	N1	W 12-11
Feb. 9	Texas A&M CC	N1	W 10-0
Feb. 10	Southern Miss	N1	W 12-2
Feb. 10	Baylor	A	L 5-1
Feb. 10	Baylor	A	L 9-0
Feb. 11	UC Davis	A	W 5-3
Feb. 23	Saint Mary's	N2	W 13-5
Feb. 24	Sacramento St.	N2	W 9-1
Feb. 25	UC Riverside	N2	L 4-2
Feb. 25	UC Davis	A	W 8-2
Mar. 2	Butler	H	W 8-0
Mar. 2	Butler	H	W 10-5
Mar. 3	Butler	H	W 12-3
Mar. 3	Evansville	H	L 12-11
Mar. 4	IUPUI	H	W 12-5
Mar. 7	Louisville	H	W 6-3
Mar. 10	Auburn	H	L 10-1
Mar. 10	Auburn	H	L 9-4
Mar. 11	Auburn	H	W 2-1
Mar. 13	Mississippi St.	H	L 7-0
Mar. 13	Mississippi St.	H	L 9-7
Mar. 17	Georgia	A	L 11-0
Mar. 17	Georgia	A	W 6-1
Mar. 18	Georgia	A	L 6-4
Mar. 21	Marshall	H	W 8-5
Mar. 24	Ole Miss	H	W 10-5
Mar. 24	Ole Miss	H	L 5-4
Mar. 25	Ole Miss	H	W 4-3
Mar. 31	Arkansas	A	L 14-8
Mar. 31	Arkansas	A	L 5-2
Apr. 1	Arkansas	A	L 2-0
Apr. 3	LSU	A	L 4-0
Apr. 3	LSU	A	L 8-4
Apr. 5	Western Kentucky	H	L 10-4
Apr. 5	Western Kentucky	H	W 8-6
Apr. 10	Eastern Kentucky	H	W 8-7
Apr. 11	Louisville	A	L 7-6
Apr. 14	Tennessee	H	L 12-0
Apr. 14	Tennessee	H	L 8-2
Apr. 15	Tennessee	H	L 9-4
Apr. 21	South Carolina	A	L 6-5
Apr. 21	South Carolina	A	L 2-1
Apr. 22	South Carolina	A	L 2-0

2009 • 34-23 • 13-14 SEC

Feb. 13	Oregon	N1	W, 11-9
Feb. 13	Hawaii	N1	W, 8-0
Feb. 14	DePaul	N1	L, 5-1
Feb. 14	UCLA	N1	L, 9-6
Feb. 15	UNLV	A	W, 7-1
Feb. 20	San Diego State	N2	W, 6-4
Feb. 20	Louisiana	A	L, 5-2
Feb. 21	Connecticut	N2	L, 5-4
Feb. 22	Connecticut	N2	W, 5-3
Feb. 27	Centenary	N3	W, 4-0
Feb. 27	Stetson	A	W, 4-2
Feb. 28	Maryland	N3	W, 10-1
Feb. 28	Stetson	A	W, 4-0
Mar. 7	LSU	A	L, 3-2
Mar. 7	LSU	A	W, 6-5
Mar. 8	LSU	A	L, 10-2
Mar. 10	Morehead State	A	W, 5-1
Mar. 10	Morehead State	A	W, 4-3
Mar. 14	Auburn	H	W, 4-3
Mar. 15	Auburn	H	W, 8-0
Mar. 16	Auburn	H	W, 8-0
Mar. 17	Miami (OH)	A	W, 10-1
Mar. 17	Miami (OH)	A	W, 6-3
Mar. 21	Arkansas	A	W, 11-4
Mar. 21	Arkansas	A	L, 8-5
Mar. 22	Arkansas	A	L, 4-3
Mar. 24	Kent State	H	W, 3-1
Mar. 24	Kent State	H	W, 5-4
Mar. 26	Western Kentucky	A	W, 1-0
Mar. 26	Western Kentucky	A	W, 12-9
Mar. 28	Georgia	A	L, 3-1
Mar. 29	Georgia	A	L, 10-0
Mar. 29	Georgia	A	L, 5-2
Apr. 1	Louisville	H	L, 5-1
Apr. 4	Ole Miss	H	L, 4-1
Apr. 4	Ole Miss	H	W, 6-5
Apr. 5	Ole Miss	H	W, 7-5
Apr. 8	Tennessee	H	L, 14-2
Apr. 8	Tennessee	H	W, 6-5
Apr. 11	Florida	H	L, 1-0
Apr. 11	Florida	H	L, 6-0
Apr. 14	Alabama	A	L, 2-1
Apr. 14	Alabama	A	L, 5-3
Apr. 22	Eastern Kentucky	H	W, 7-0
Apr. 24	Mississippi State	H	W, 10-3
Apr. 24	Mississippi State	H	W, 4-1
Apr. 25	Mississippi State	H	W, 8-7
Apr. 28	Louisville	A	L, 2-0
May 2	South Carolina	A	W, 4-3
May 2	South Carolina	A	W, 5-1
May 3	South Carolina	A	L, 9-2
May 7	Georgia	N4	W, 2-0
May 8	Alabama	N4	L, 2-1
May 14	BYU	N5	L, 5-2
May 15	Canisius	N5	W, 7-0
May 15	BYU	N5	W, 4-2
May 16	Ohio State	A	L, 7-2

N1 - Las Vegas, Nev.; N2 - Lafayette, La.; N3 - Deland, Fla.; N4 - SEC Tournament, Knoxville, Tenn.; N5 - NCAA Tournament, Columbus, Ohio

Mar. 5	Georgia State	N4	L 7-1
Mar. 6	Georgia Tech	A	L 6-3
Mar. 6	Western Carolina	N4	W 5-0
Mar. 7	Liberty	N4	W 7-0
Mar. 10	Louisville	H	L 3-0
Mar. 13	Auburn	A	L 3-2
Mar. 14	Auburn	A	W 5-3
Mar. 14	Auburn	A	L 1-0
Mar. 16	Alabama	H	L 7-2
Mar. 16	Alabama	H	W 1-0
Mar. 18	Morehead State	H	W 3-0
Mar. 20	Arkansas	H	W 5-0
Mar. 20	Arkansas	H	W 4-2
Mar. 21	Arkansas	H	L 9-8
Mar. 23	Tennessee	A	L 5-4
Mar. 23	Tennessee	A	L 7-1
Mar. 27	Georgia	H	L 4-2
Mar. 27	Georgia	H	W 4-2
Mar. 28	Georgia	H	L 17-5
April 2	Mississippi State	A	W 5-4
April 2	Mississippi State	A	W 2-0
April 3	Mississippi State	A	L 1-0
April 7	Louisville	A	L 6-0
April 10	South Carolina	H	W 11-3
April 10	South Carolina	H	W 4-3
April 11	South Carolina	H	W 8-0
April 14	Western Kentucky	H	W 9-3
April 17	Florida	A	L 5-3
April 17	Florida	A	W 5-2
April 18	Florida	A	L 5-0
April 21	Austin Peay	H	W 10-1
April 21	Austin Peay	H	W 10-2
April 24	LSU	H	L 5-2
April 25	LSU	H	L 9-3
April 25	LSU	H	L 3-1
April 30	Michigan	A	L 5-4
May 1	Michigan	A	L 8-4
May 8	Ole Miss	A	W 2-0
May 8	Ole Miss	A	W 4-2
May 9	Ole Miss	A	L 5-3
May 13	LSU	N5	L 2-1
May 21	Ohio State	A	W 6-5
May 22	California	N6	L 1-0
May 22	Ohio State	A	L 5-3

N1 - Tempe, Ariz.; N2 - Boca Raton, Fla.; N3 - Chattanooga, Tenn.; N4 - Marietta, Ga.; N5 - Fayetteville, Ark.; N6 - Columbus, Ohio

2011 • 40-16 • 14-9 SEC

Feb. 11	Ohio State	N1	W, 9-0
Feb. 11	Florida International	A	W, 5-0
Feb. 12	DePaul	N1	W, 6-3
Feb. 13	Memphis	N1	L, 3-2
Feb. 13	North Florida	N1	W, 5-2
Feb. 18	Georgia Southern	N2	W, 7-0
Feb. 18	Middle Tennessee St.	N2	W, 13-0
Feb. 19	Florida State	A	L, 2-0
Feb. 19	Georgia Southern	N2	W, 9-1
Feb. 20	Florida State	A	W, 7-2
Feb. 25	Colorado State	N3	W, 7-0
Feb. 26	Stanford	A	L, 4-2
Feb. 26	UC Davis	N3	W, 2-0
Feb. 27	North Dakota St.	N3	W, 5-4
Mar. 5	Southern Illinois	A	W, 9-5
Mar. 5	Purdue	N4	W, 3-0
Mar. 6	SIUE	N4	W, 2-0
Mar. 11	Tennessee	H	W, 9-6
Mar. 12	Tennessee	H	L, 10-0
Mar. 13	Tennessee	H	W, 5-4
Mar. 16	Arkansas	A	W, 4-0
Mar. 16	Arkansas	A	W, 7-2
Mar. 18	LSU	A	W, 6-1
Mar. 19	LSU	A	L, 2-1
Mar. 20	LSU	A	L, 4-1
Mar. 23	Louisville	A	L, 6-0
Mar. 25	Mississippi State	H	W, 12-6
Mar. 26	Mississippi State	H	W, 8-0
Mar. 27	Mississippi State	H	W, 5-0

2010 • 32-27 • 13-15 SEC

Feb. 11	Arizona State	A	W 5-2
Feb. 12	San Diego State	N1	L 4-0
Feb. 12	Cal State Fullerton	N1	W 2-0
Feb. 13	Western Michigan	N1	W 5-1
Feb. 13	California	N1	L 6-1
Feb. 19	Maryland	N2	W 1-0
Feb. 19	Florida Atlantic	A	W 2-1
Feb. 20	Pittsburgh	N2	W 2-1
Feb. 20	Minnesota	N2	W 1-0
Feb. 21	Florida Atlantic	A	W 4-1
Feb. 26	Evansville	N3	W 8-0
Feb. 26	Kansas	N3	W 7-2
Feb. 27	Lipscomb	N3	L 3-0
Feb. 27	Chattanooga	A	W 3-1
Mar. 5	Jacksonville State	N4	W 4-1



ALL-TIME RESULTS

April 1	Florida	H	W, 10-2
April 2	Florida	H	W, 7-6
April 3	Florida	H	W, 9-2
April 6	Austin Peay	A	W, 16-0
April 6	Austin Peay	A	W, 13-0
April 8	Georgia	A	L, 6-1
April 9	Georgia	A	L, 8-3
April 10	Georgia	A	L, 9-1
April 13	Marshall	A	W, 9-4
April 13	Marshall	A	W, 10-4
April 16	Tennessee Tech	H	W, 9-0
April 16	Tennessee Tech	H	W, 4-3
April 19	Eastern Kentucky	H	W, 7-0
April 20	Louisville	H	W, 14-8
April 23	South Carolina	A	W, 5-3
April 23	South Carolina	A	W, 3-2
April 24	South Carolina	A	L, 4-3
May 6	Auburn	H	L, 5-3
May 7	Auburn	H	W, 10-2
May 8	Auburn	H	L, 2-1
May 12	Tennessee	N5	L, 4-1
May 20	Notre Dame	N6	W, 8-0
May 21	Michigan	A	W, 7-6
May 22	Michigan	A	W, 2-1
May 28	California	H	L, 1-0
May 29	California	H	W, 8-0
May 29	California	H	L, 9-0

N1 - Miami, Fla.; N2 - Tallahassee, Fla.; N3 - Stanford, Calif.; N4 - Carbondale, Ill.; N5 - Oxford, Miss.; N6 - Ann Arbor, Mich.

2012 • 30-30 • 15-13 SEC

Feb. 9	UCLA	A	L, 7-1
Feb. 10	Pacific	N1	W, 3-2
Feb. 10	UCLA	A	L, 12-0
Feb. 11	UCLA	A	L, 6-2
Feb. 17	Wright State	N2	W, 3-0
Feb. 17	Florida Atlantic	N2	W, 6-3
Feb. 18	LIU-Brooklyn	N2	W, 2-1
Feb. 18	Michigan	N2	L, 3-0
Feb. 19	Maryland	N2	L, 2-1
Feb. 24	North Florida	N3	W, 8-3
Feb. 24	Jacksonville State	N3	W, 2-1
Feb. 25	Radford	N3	W, 9-2
Feb. 25	Georgia Southern	N3	L, 2-1
Mar. 2	Texas A&M-CC	N4	L, 3-2
Mar. 2	Stephen F. Austin	N4	W, 8-1
Mar. 3	Stephen F. Austin	N4	W, 10-2
Mar. 3	Louisiana (Lafayette)	N4	L, 5-4
Mar. 4	Nicholls State	N4	W, 9-1
Mar. 9	Alabama	H	L, 3-1
Mar. 10	Alabama	H	L, 9-1
Mar. 11	Alabama	H	L, 12-2
Mar. 13	Western Illinois	H	L, 5-4
Mar. 16	N.C. State	H	L, 6-3
Mar. 16	UAB	H	L, 6-5
Mar. 17	Missouri-Kansas City	H	W, 4-0
Mar. 17	NC State	H	W, 7-6
Mar. 18	UAB	H	L, 20-7
Mar. 21	Western Kentucky	A	W, 4-2
Mar. 23	Auburn	A	W, 8-4
Mar. 24	Auburn	A	W, 5-2
Mar. 25	Auburn	A	L, 2-1
Mar. 28	Louisville	H	L, 1-0
Mar. 30	Tennessee	A	W, 5-3
Mar. 31	Tennessee	A	L, 8-0
April 1	Tennessee	A	L, 4-2
April 4	Louisville	A	L, 2-1
April 6	South Carolina	H	L, 9-1
April 7	South Carolina	H	W, 7-0
April 8	South Carolina	H	W, 10-5
April 11	Arkansas	H	W, 9-7
April 11	Arkansas	H	L, 7-3
April 13	Georgia	H	W, 4-1
April 14	Georgia	H	W, 4-0
April 15	Georgia	H	L, 4-3
April 18	Ole Miss	A	W, 3-1
April 18	Ole Miss	A	W, 8-0

April 20	Mississippi State	A	L, 4-3
April 21	Mississippi State	A	L, 2-1
April 22	Mississippi State	A	L, 3-2
April 24	Morehead State	H	W, 3-1
April 27	Florida	A	W, 2-0
April 28	Florida	A	L, 5-0
April 29	Florida	A	L, 5-1
May 4	LSU	H	W, 4-3
May 5	LSU	H	W, 2-1
May 6	LSU	H	W, 1-0
May 10	Georgia	N5	L, 6-4
May 18	Michigan	N6	L, 3-2
May 19	Valparaiso	N6	W, 5-4
May 19	Louisville	N6	L, 3-2

N1 - Los Angeles, Calif.; N2 - Boca Raton, Fla.; N3 - Statesboro, Ga.; N4 - Lafayette, La.; N5 - Tuscaloosa, Ala.; N6 - Louisville, Ky.

2013 • 41-21 • 13-11 SEC

Feb. 8	California	N1	W, 3-2
Feb. 8	Western Michigan	N1	W, 12-1
Feb. 9	Oregon State	N1	W, 5-3
Feb. 9	Arizona State	N1	L, 8-1
Feb. 10	Portland State	N1	L, 5-3
Feb. 10	Stanford	N1	W, 3-1
Feb. 14	Cal Poly	N2	W, 1-0
Feb. 14	San Diego State	N2	W, 4-0
Feb. 15	Washington	N2	W, 3-2
Feb. 16	UC Riverside	N2	W, 11-3
Feb. 16	Oklahoma	N2	L, 11-0
Feb. 23	Georgetown	N3	W, 8-0
Feb. 23	Howard	N3	W, 14-0
Feb. 24	USC Upstate	N3	W, 12-8
Mar. 1	Illinois	N4	W, 5-4
Mar. 1	USF	N4	W, 6-3
Mar. 2	Loyola Marymount	N4	W, 4-3
Mar. 2	Central Michigan	N4	W, 3-1
Mar. 3	Western Michigan	N4	W, 8-4
Mar. 8	Ole Miss	H	L, 3-1
Mar. 9	Ole Miss	H	W, 5-2
Mar. 10	Ole Miss	H	W, 5-2
Mar. 12	North Carolina	H	W, 18-0
Mar. 15	LSU	A	L, 7-1
Mar. 16	LSU	A	L, 4-3
Mar. 17	LSU	A	L, 3-2
Mar. 19	Western Kentucky	H	W, 7-1
Mar. 20	Iowa	H	L, 3-1
Mar. 22	Mississippi State	H	W, 5-4
Mar. 23	Mississippi State	H	W, 3-2
Mar. 23	Mississippi State	H	W, 7-0
Mar. 27	Lipscomb	A	W, 8-1
Mar. 29	Tennessee	H	L, 6-0
April 3	Louisville	A	L, 5-1
April 5	South Carolina	A	W, 3-1
April 6	South Carolina	A	W, 9-4
April 7	South Carolina	A	W, 4-3
April 9	Marshall	H	W, 4-3
April 10	Eastern Kentucky	A	W, 6-2
April 10	Eastern Kentucky	A	W, 4-3
April 12	Florida	H	L, 7-4
April 13	Florida	H	W, 4-2
April 14	Florida	H	L, 6-3
April 17	Middle Tenn. State	A	W, 7-4
April 17	Middle Tenn. State	A	W, 13-1
April 19	Arkansas	A	L, 4-1
April 20	Arkansas	A	L, 4-0
April 21	Arkansas	A	W, 5-3
April 24	Louisville	H	W, 2-1
April 26	Missouri	H	L, 2-1
April 27	Missouri	H	W, 8-2
April 28	Missouri	H	L, 7-0
May 4	Alabama	A	W, 5-0
May 4	Alabama	A	L, 14-0
May 5	Alabama	A	W, 9-5
8	South Carolina	N5	L, 6-3
May 17	Marshall	N6	W, 2-1
May 18	Virginia Tech	N6	W, 6-2
May 19	Virginia Tech	N6	L, 2-0

May 19	Virginia Tech	N6	W, 1-0
May 25	Arizona State	N7	L, 5-4
May 26	Arizona State	N7	L, 5-2

N1 - Tempe, Ariz.; N2 - San Diego, Calif.; N3 - Spartanburg, S.C.; N4 - Tampa, Fla.; N5 - Lexington, Ky.; N6 - Lexington, Ky.; N7 - Tempe, Ariz.

2014 • 50-19 • 13-11 SEC

Feb. 6	vs. Santa Clara	N1	W, 6-0
Feb. 6	at Long Beach St.	N1	W, 10-0 (5)
Feb. 7	vs. Loyola Mary.	N1	W, 7-1
Feb. 7	vs. Oklahoma	N1	W, 5-4 (10)
Feb. 8	vs. George Wash.	N1	W, 3-0
Feb. 14	vs. Louisiana Tech	N2	W, 1-0
Feb. 14	at Texas	N2	W, 6-4
Feb. 15	vs. IPFW	N2	W, 2-1
Feb. 15	vs. Louisiana Tech	N2	W, 6-3
Feb. 16	at Texas	N2	W, 6-5
Feb. 21	vs. Penn State	N3	W, 5-0
Feb. 21	at Florida Atlantic	N3	W, 7-1
Feb. 22	vs. Kent State	N3	L, 0-3
Feb. 22	vs. Michigan	N3	L, 0-3
Feb. 23	vs. Penn State	N3	W, 8-1
Feb. 28	Butler	N4	W, 9-7
Mar. 1	Pittsburgh	N4	W, 4-3 (9)
Mar. 1	EKU	N4	W, 2-1
Mar. 7	at Mississippi State	A	W, 4-0
Mar. 8	at Mississippi State	A	L, 1-2
Mar. 9	at Mississippi State	A	W, 5-0
Mar. 11	at Marshall	A	W, 6-2
Mar. 14	at Missouri	A	L, 2-7
Mar. 15	at Missouri	A	W, 3-2
Mar. 16	at Missouri	A	W, 8-7 (8)
Mar. 18	at Indiana	H	W, 5-0
Mar. 21	Kent State	N5	W, 9-2
Mar. 21	Saint Francis&	N5	W, 10-2 (6)
Mar. 22	Fairfield	N5	W, 5-0
Mar. 22	Kansas	N5	W, 4-2
Mar. 23	Kansas	N5	L, 5-7
Mar. 23	Kent State	N5	W, 4-2
Mar. 28	Auburn	H	L, 6-7
Mar. 29	Auburn	H	L, 4-6
Mar. 30	Auburn	H	W, 2-1
April 2	Louisville	H	W, 5-0
April 4	Texas A&M	H	L, 1-6
April 5	Texas A&M	H	W, 4-2 (10)
April 6	Texas A&M	H	W, 5-3
April 8	Wright State	H	W, 9-1 (5)
April 9	Miss. Valley State	H	W, 10-0 (5)
April 11	at Ole Miss	A	W, 3-1
April 12	at Ole Miss	A	W, 3-1
April 13	at Ole Miss	A	W, 11-4 (10)
April 18	Arkansas	H	W, 4-3
April 19	Arkansas	H	W, 7-5
April 20	Arkansas	H	L, 0-8 (6)
April 22	at WKU	A	W, 11-8
April 25	Tennessee	H	L, 3-6
April 26	Tennessee	H	W, 5-2
April 27	Tennessee	H	L, 2-9
April 30	at Louisville	A	W, 7-3 (8)
May 2	at Georgia	A	L, 1-5
May 3	at Georgia	A	L, 1-4
May 4	at Georgia	A	L, 1-3
May 7	Mississippi State	N6	W, 4-3 (9)
May 8	Tennessee	N6	W, 2-0
May 9	LSU	N6	W, 4-3 (9)
May 10	Georgia	N6	L, 2-5
May 16	Ohio	N7	W, 2-0
May 17	James Madison	N7	W, 2-1
May 18	DePaul	N7	L, 2-1 (10)
May 18	DePaul	N7	W, 10-1 (5)
May 24	UCLA	N8	L, 4-6
May 25	UCLA	N8	W, 7-3
May 25	UCLA	N8	W, 7-1
May 29	La.-Lafayette	N9	W, 4-1
May 30	Alabama	N9	L, 0-2
May 31	Baylor	N9	L, 8-7 (8)

N1 - Mizuno Invitational/Easton Tournament (Long Beach, Calif.; Fullerton, Calif.); N2 - Texas Classic (Austin, Texas); N3 - FAU Invitational (Boca Raton, Fla.); N4 - UK Tournament (Lexington, Ky.); N5 - UK Tournament (Lexington, Ky.); N6 - SEC Tournament (Columbia, S.C.); N7 - NCAA Regional (Lexington, Ky.); N8 - NCAA Super Regional (Los Angeles, Calif.); N9 - WCWS (Oklahoma City, Okla.)

2015 • 32-26 • 5-19 SEC

Feb. 5	Florida A&M	A	W, 4-2
Feb. 7	at Florida State	N1	L, 3-2
Feb. 7	vs. Ga. Southern	N1	W, 9-0 (6)
Feb. 8	vs. Ga. Southern	N1	W, 10-0 (6)
Feb. 8	at Florida State	N1	W, 3-1
Feb. 13	vs. Southern Illinois	N2	W, 5-2
Feb. 14	vs. IUPUI	N2	W, 9-4
Feb. 14	at Kennesaw State	N2	L, 9-8
Feb. 19	vs. Arizona	N3	W, 5-2
Feb. 19	vs. Long Beach St.	N3	W, 13-1 (6)
Feb. 20	vs. LIU Brooklyn	N3	W, 5-3
Feb. 20	vs. Oregon State	N3	W, 6-5
Feb. 21	vs. Oklahoma	N3	L, 7-3
Feb. 21	vs. San Diego State	N3	W, 5-2
Feb. 28	Tennessee Tech	A	W, 5-1
Feb. 28	Tennessee Tech	A	W, 10-0 (5)
Mar. 6	Texas A&M	A	L, 3-0 (8)
Mar. 7	Texas A&M	A	L, 6-3
Mar. 8	Texas A&M	A	W, 3-2
Mar. 11	EKU	H	W, 2-0
Mar. 14	OHIO	H	W, 7-2
Mar. 14	OHIO	H	W, 6-4
Mar. 15	OHIO	H	W, 6-0
Mar. 17	Murray State	A	W, 5-2
Mar. 17	Murray State	A	W, 1-0
Mar. 18	INDIANA	A	W, 4-1
Mar. 20	Auburn	A	L, 5-0
Mar. 21	Auburn	A	L, 4-1
Mar. 21	Auburn	A	L, 9-7
Mar. 27	LSU	H	W, 3-1
Mar. 28	LSU	H	W, 5-2
Mar. 29	LSU	H	L, 2-0
April 1	Louisville	A	W, 4-0
April 3	Alabama	H	W, 2-1
April 4	Alabama	H	L, 7-3
April 5	Alabama	H	L, 2-0
April 6	FAU	H	W, 3-1
April 6	FAU	H	W, 7-1
April 11	Florida	A	L, 1-0
April 12	Florida	A	L, 6-3
April 13	Florida	A	L, 2-0
April 17	South Carolina	H	L, 6-4
April 18	South Carolina	H	W, 2-0
April 18	South Carolina	H	L, 7-6 (11)
April 21	Louisville	H	L, 8-0 (6)
April 22	WKU	H	W, 1-0 (9)
April 24	Georgia	H	L, 3-0
April 25	Georgia	H	L, 6-4
April 26	Georgia	H	L, 8-4
May 1	Tennessee	A	L, 7-1
May 2	Tennessee	A	L, 6-5
May 3	Tennessee	A	L, 4-1
May 6	Tennessee	N4	L, 5-4
May 15	Northwestern	N5	W, 5-4
May 16	Ball State	N5	W, 5-0
May 17	Notre Dame	N5	W, 4-3
May 23	Florida	N6	L, 7-0
May 24	Florida	N6	L, 1-0

N1 - Renegade Classic (Tallahassee, Fla.); N2 - Phyllis Rafter Memorial Invitational (Kennesaw, Ga.); N3 - Mary Nutter Collegiate Classic (Palm Springs, Calif.); N4 - SEC Tournament (Baton Rouge, La.); N5 - NCAA South Bend Regional (South Bend, Ind.); N6 - NCAA Gainesville Super Regional (Gainesville, Fla.)

ALL-TIME RESULTS

2016 • 46-14 • 17-7 SEC

Feb. 12	No. 25 Notre Dame	N1	W, 10-7
Feb. 12	Oregon State	N1	L, 8-0
Feb. 13	No. 4 Oregon	N1	W, 8-6
Feb. 14	New Mexico	N1	W, 14-6
Feb. 15	No. 23 Utah	N1	W, 1-0
Feb. 15	at No. 20 Arizona St.	A	W, 5-3
Feb. 18	San Diego	N2	W, 5-1
Feb. 18	at San Diego St.	A	W, 5-1
Feb. 19	California	N2	L, 5-1
Feb. 20	South Dakota	N2	W, 10-0
Feb. 20	Texas Tech	N2	W, 10-0
Feb. 26	Lipscomb	N3	W, 4-0
Feb. 26	Miami (OH)	N3	W, 8-0
Feb. 27	Eastern Illinois	N3	W, 9-1
Feb. 27	at Chattanooga	A	W, 6-2
Feb. 28	Evansville	N3	W, 7-1
March 4	Albany	N4	W, 8-0
March 4	Lehigh	N4	W, 7-1
March 5	UNC Charlotte	N4	L, 5-3
March 5	at Winthrop	A	W, 11-0
March 6	at Winthrop	A	W, 8-0
March 9	Indiana	H	W, 3-1
March 11	at South Carolina	A	W, 8-2
March 12	at South Carolina	A	W, 5-1
March 13	at South Carolina	A	W, 4-0
March 16	at Marshall	A	W, 1-0
Match 1	Ole Miss	H	L, 3-1
March 19	Ole Miss	H	W, 3-1
March 20	Ole Miss	H	W, 6-2
March 22	Northern Kentucky	H	W, 9-0
March 23	Murray State	H	W, 6-1
March 25	at Arkansas	A	W, 9-0
March 26	at Arkansas	A	W, 7-1
March 27	at Arkansas	A	W, 12-4
March 29	at Ohio	A	L, 1-0
March 29	at Ohio	A	W, 3-0
April 1	No. 3 Auburn	H	L, 9-0
April 2	No. 3 Auburn	H	L, 6-5
April 3	No. 3 Auburn	H	L, 3-1 (9)
April 9	at No. 8 LSU	A	W, 1-0
April 10	at No. 8 LSU	A	W, 3-0
April 11	at No. 8 LSU	A	W, 2-0
April 13	Eastern Kentucky	H	W, 2-1
April 15	No. 18 Missouri	H	W, 7-6
April 16	No. 18 Missouri	H	L, 9-2
April 17	No. 18 Missouri	H	W, 3-2
April 20	at Western Kentucky	A	W, 5-0
April 22	at No. 4 Alabama	A	W, 3-2
April 23	at No. 4 Alabama	A	L, 7-1
April 24	at No. 4 Alabama	A	L, 3-0
April 27	at Louisville	A	W, 2-1
May 6	Mississippi State	H	W, 3-2 (9)
May 7	Mississippi State	H	W, 1-0 (8)
May 8	Mississippi State	H	W, 4-0
May 12	No. 10 LSU	N5	L, 3-1
May 21	Butler	N6/H	W, 6-1
May 21	No. 25 Utah	N6/H	L, 3-0
May 21	Illinois	N6/H	W, 3-2
May 22	No. 25 Utah	N6/H	W, 4-0
May 22	No. 25 Utah	N6/H	L, 5-3

N1= Kajikawa Classic (Tempe, Ariz.); N2= Campbell/Cartier Classic (San Diego, Calif.); N3= Winthrop Invitational (Rock Hill, S.C.); N4= Chattanooga Frost Classic (Chattanooga, Tenn.); N5= SEC Tournament (Starkville, MS); N6= NCAA Tournament Regionals (Lexington).

2017 • 39-19 • 12-12 SEC

Feb. 10	vs. Florida A&M	N1	W, 4-2
Feb. 10	vs. Pitt	N1	L, 3-1 (8)
Feb. 11	vs. Pitt	N1	L, 6-3
Feb. 11	at UCF	N1	W, 6-3
Feb. 12	vs. Florida A&M	N1	W, 3-0
Feb. 15	at No. 5 UCLA	A	L, 6-2
Feb. 15	at No. 5 UCLA	A	W, 2-1 (11)
Feb. 17	vs. UC-Davis	N2	W, 4-1
Feb. 17	vs. No. 7 Oregon	N2	L, 5-4
Feb. 24	vs. UConn	N3	W, 4-2
Feb. 24	vs. Florida A&M	N3	W, 2-0
Feb. 25	vs. Memphis	N3	W, 9-1 (5)
Feb. 25	at Florida Atlantic	N3	W, 6-2
Feb. 26	vs. Memphis	N3	W, 12-0 (5)
March 3	vs. Northern Illinois	N4	W, 2-0
March 3	vs. Southern Illinois	N4	W, 7-1
March 4	vs. Illinois-Chicago	N4	W, 6-2
March 9	Dayton	H	W, 1-0
March 10	Evansville	H	W, 4-1
March 10	Drexel	H	W, 9-1
March 11	Kent State	H	W, 2-0
March 12	No. 15 Michigan	H	W, 5-1
March 18	at No. 16 Georgia	A	W, 2-1
March 19	at No. 16 Georgia	A	L, 7-5
March 20	at No. 16 Georgia	A	L, 3-1
March 24	vs. No. 22 Arkansas	H	W, 2-1
March 25	vs. No. 22 Arkansas	H	W, 7-5
March 25	vs. No. 22 Arkansas	H	W, 2-0
March 29	at Northern Kentucky	A	W, 2-1
March 31	at No. 24 Ole Miss	A	L, 7-1
April 1	at No. 24 Ole Miss	A	W, 1-0
April 2	at No. 24 Ole Miss	A	L, 4-0
April 7	No. 17 Tennessee	H	L, 9-0 (5)
April 8	No. 17 Tennessee	H	L, 5-2
April 9	No. 17 Tennessee	H	L, 9-4
April 12	at Louisville	A	W, 10-1 (6)
April 14	No. 3 Florida	H	L, 4-0
April 15	No. 3 Florida	H	W, 5-1
April 16	No. 3 Florida	H	L, 2-0
April 19	at Indiana	A	W, 6-2
April 21	at Mizzou	A	W, 6-2
April 22	at Mizzou	A	W, 4-0
April 23	at Mizzou	A	W, 10-8
April 25	at Eastern Kentucky	A	W, 5-0
April 26	at UT-Martin	A	W, 8-2
April 28	No. 4 Texas A&M	H	L, 4-2
April 29	No. 4 Texas A&M	H	W, 7-2
April 30	No. 4 Texas A&M	H	W, 7-4
May 5	at Mississippi St.	A	L, 6-2
May 6	at Mississippi St.	A	L, 5-3
May 7	at Mississippi St.	AW	W, 10-7 (11)
May 10	vs. #23 South Carolina	N5	W, 7-3
May 11	vs. No. 8 Auburn	N5	L, 2-0
May 19	vs. DePaul	N6/H	W, 6-0
May 20	vs. Illinois	N6/H	W, 1-0
May 21	vs. Illinois	N6/H	W, 4-2
May 26	at No. 3 Oregon	N7/A	L, 4-0
May 27	at No. 3 Oregon	N7/A	L, 6-5

N1 = UCF Knights Invitational (Orlando, Fla.); N2 = Mary Nutter Classic (Palm Springs, Calif.); N3 = FAU Owls Invitational (Boca Raton, Fla.); N4 = Coach B Classic (Carbondale, Ill.); N5 = 2017 SEC Tournament (Knoxville, Tenn.); N6 = NCAA Regionals (Lexington, Ky.); N7 = NCAA Super Regionals (Eugene, Oregon)



Erin Rethlake



ALL-TIME HONORS

Frank G. Hamm “Society of Character” Inductees

1999 - Michelle Bucci
1999 - Tiffany Kruse
2000 - Sarah Snider
2000 - Tracie Potts
2001 - Angie Dal Pozzo
2001 - Andrea Eilertson
2001 - Beth Fogle
2001 - Leslie Kwiatkowski
2002 - Sandi Dengler
2002 - Jennifer Howland
2003 - Nikki Jones
2003 - Lyndsey Angus
2005 - Jessica Nance
2005 - Meghan Cooper
2006 - Ashley Fertic
2006 - Megan Glenn
2006 - Amy Kendall
2008 - Ashley Dimkich
2009 - Natalie Smith
2010 - Sam. DeMartine
2010 - Molly Johnson
2011 - Meagan Aull
2011 - Megan Yocke
2012 - Macy Allen
2012 - Ashleigh Gustafson
2012 - Rachel Riley
2013 - Kara Dill
2014 - Ginny Carroll
2014 - Lauren Cumbess
2014 - Emily Jolly
2016 - Kelsey Nunley
2016 - Maisie Steed
2016 - Christian Stokes
2017 - Meagan Prince
2017 - Breanne Ray
2017 - Shannon Smith

“Omicrom Delta Kappa National Leadership Honor Society” Inductees

1999 - Michelle Bucci
1999 - Sarah Snider
2000 - Jennifer Howland
2001 - Morgan Marr
2005 - Amy Kendall
2005 - Ashley Fertic
2006 - Jenny Sibert
2007 - Ashley Dimkich
2008 - Samantha Allen
2008 - Megan Jolly
2010 - Meagan Aull
2010 - Molly Johnson
2010 - Natalie Smith

SEC Academic Honor Roll 1997

Michelle Bucci
Lorie Horner
Lyndsey Houser
Susan Moore

1998
Michelle Bucci
Keary Camunas

Lorie Horner
Lyndsey Houser
Tiffany Kruse
Leslie Kwiatkowski
Susan Moore
Sarah Snider
1999
Michelle Bucci
Keary Camunas
Tiffany Kruse
Leslie Kwiatkowski
Sarah Snider

2000
Colleen Boddy
Michelle Bucci
Keary Camunas
Angie Dal Pozzo
Sandi Dengler
Beth Fogle
Jennifer Howland
Tiffany Kruse
Leslie Kwiatkowski
Tracie Potts
Sarah Snider

2001
Colleen Boddy
Michelle Bucci
Angie Dal Pozzo
Sandi Dengler
Beth Fogle
Jennifer Howland
Tiffany Kruse
Leslie Kwiatkowski
Tracie Potts
Sarah Snider

2002
Lyndsey Angus
Angie Dal Pozzo
Sandi Dengler
Beth Fogle
Jennifer Howland
Tiffany Kruse
Leslie Kwiatkowski
Morgan Marr
Bethany Wiegand

2003
Lyndsey Angus
Angela Dal Pozzo
Sandi Dengler
Beth Fogle
Rachel Friberg
Jennifer Howland
Nikki Jones
Morgan Marr

2004
Meghan Cooper
Rachel Friberg
Amy Kendall
Lori Melchi

2005

Katie Campbell
Meghan Cooper
Ashley Fertic
Gina Florence
Megan Glenn
Amber Janneck
Amy Kendall
Emily Marks
Brooke Marnitz
Lori Melchi
Jessica Nance
Gretchen Prugh
Jenny Sibert

2006
Samantha Allen
Meghan Cooper
Ashley Dimkich
Ashley Fertic
Gina Florence
Megan Glenn
Amy Kendall
Brooke Marnitz
Lori Melchi
Jenny Sibert

2007
Samantha Allen
Becky Bishop
Lindsay Brogdon
Ashley Dimkich
Elizabeth Fadde
Ashley Fertic
Gina Florence
Brooke Marnitz
Katie Campbell
Jenny Sibert
Natalie Smith
Jennifer Young

2008
Samantha Allen
Meagan Aull
Lindsay Brogdon
Ashley Dimkich
Molly Johnson
Megan Jolly
Katei McCarty
Annie Rowlands
Natalie Smith
Megan Yocke

2009
Jessica Adkins
Macy Allen
Chanda Bell
Ashleigh Gustafson
Molly Johnson
Destinee Mordecai
Kristen O’Haver
Rachel Riley
Annie Rowlands
Natalie Smith

2010
Jessica Adkins

Macy Allen
Meagan Aull
Chanda Bell
Samantha DeMartine
Kara Dill
Ashleigh Gustafson
Molly Johnson
Destinee Mordecai
Alice O’Brien
Rachel Riley
Annie Rowlands
Erika Silence
Natalie Smith
Megan Yocke
Jennifer Young

2011
Macy Allen
Meagan Aull
Ginny Carroll
Brittany Cervantes
Samantha DeMartine
Kara Dill
Emily Gaines
Ashleigh Gustafson
Emily Jolly
Aubrey Lamar
Alice O’Brien
Rachel Riley
Annie Rowlands
Erika Silence
Krystal Smith
Megan Yocke
Ellen Weaver

2012
Macy Allen
Chanda Bell
Ginny Carroll
Brittany Cervantes
Lauren Cumbess
Kara Dill
Emily Gaines
Ashleigh Gustafson
Emily Jolly
Aubrey Lamar
Alice O’Brien
Rachel Riley
Erika Silence
Krystal Smith
Ellen Weaver
Lindsay Griggs
Kara Howard
Griffin Joiner

2013
Ginny Carroll
Lauren Cumbess
Kara Dill
Sarah Frazer
Emily Gaines
Griffin Joiner
Emily Jolly
Krystal Smith
Ellen Weaver
Katie Henderson

Kelsey Nunley
Darlington Richardson
Nikki Sagermann
Sylver Samuel
Ansley Smith
Maisie Steed
Christian Stokes

2014
Ginny Carroll
Lauren Cumbess
Sarah Frazer
Emily Gaines
Kara Howard
Griffin Joiner
Emily Jolly
Kelsey Nunley
Darlington Richardson
Nikki Sagermann
Sylver Samuel
Ansley Smith
Krystal Smith
Maisie Steed
Christian Stokes
Meagan Prince
Breanne Ray
Shannon Smith

2015
Haley Andrus
Brooklin Hinz
Kara Howard
Griffin Joiner
Stephanie Martino
Kelsey Nunley
Meagan Prince
Buzz Ray
Erin Rethlake
Darlington Richardson
Nikki Sagermann
Sylver Samuel
Ansley Smith
Shannon Smith
Maisie Steed
Christian Stokes

2016
Brooklin Hinz
Stephanie Martino
Kelsey Nunley
Meagan Prince
Breanne Ray
Erin Rethlake
Nikki Sagermann
Sylver Samuel
Ansley Smith
Shannon Smith
Maisie Steed
Christian Stokes

2017
Abbey Cheek
Kelsey Henson
Brooklin Hinz
Hannah Huffman
Madison Kearschner (ct’d)



ALL-TIME HONORS

Meagan Prince
Sarah Rainwater
Breanne Ray
Katie Reed
Erin Rethlake
Jenny Schaper
Shannon Smith

GTE Academic All-America

Second Team

2000 - Leslie Kwiatkowski
2001 - Angie Dal Pozzo
2002 - Beth Fogle
2003 - Lyndsey Angus

GTE Academic All-America All-District IV

First Team

1999 - Leslie Kwiatkowski
2001 - Leslie Kwiatkowski
2001 - Angie Dal Pozzo
2002 - Angie Dal Pozzo
2002 - Beth Fogle
2003 - Lyndsey Angus

Second Team

2000 - Angie Dal Pozzo
2000 - Beth Fogle
2004 - Meghan Cooper

SEC Scholar-Athlete of Year

2011 - Meagan Aull

ESPN The Magazine Academic All-America All-District IV

First Team

2006 - Meghan Cooper
2007 - Brooke Marnitz

Second Team

2006 - Ashley Fertic
2006 - Brooke Marnitz
2007 - Ashley Fertic
2008 - Ashley Dimkich

CoSIDA Academic All-America

2011 - Meagan Aull
2017 - Breanne Ray

CoSIDA Academic All-District

2013 - Kara Dill
2014 - Griffin Joiner
2014 - Lauren Cumbess
2014 - Emily Gaines
2015 - Griffin Joiner, Breanne Ray
2016 - Breanne Ray
2017 - Breanne Ray, Katie Reed

NFCA All-America

First Team

2016 - Kelsey Nunley

Second Team

2009 - Molly Johnson

Third Team

2017 - Katie Reed

NFCA All-Region Team

2000 - Leslie Kwiatkowski
2002 - Nikki Jones
2003 - Nikki Jones
2007 - Brooke Marnitz
2009 - Molly Johnson
2009 - Megan Yocke
2010 - Molly Johnson
2010 - Megan Yocke
2011 - Meagan Aull (2nd)
2011 - Brittany Cervantes (2nd)
2011 - Kara Dill (2nd)
2011 - Rachel Riley (1st)
2011 - Megan Yocke (1st)
2013 - Lauren Cumbess (2nd)
2014 - Griffin Joiner (3rd)
2014 - Kelsey Nunley (3rd)
2014 - Nikki Sagermann (3rd)
2014 - Lauren Cumbess (3rd)
2015 - Kelsey Nunley (3rd)
2015 - Griffin Joiner (3rd)
2016 - Kelsey Nunley (2nd)
2016 - Meagan Prince (3rd)
2016 - Abbey Cheek (3rd)
2017 - Katie Reed (2nd)

All-SEC Honors

First Team

2000 - Leslie Kwiatkowski
2001 - Lyndsey Angus
2002 - Lyndsey Angus
2002 - Nikki Jones
2009 - Molly Johnson
2010 - Molly Johnson
2011 - Megan Yocke
2012 - Brittany Cervantes
2016 - Kelsey Nunley
2017 - Katie Reed

Second Team

2000 - Tiffany Kruse
2001 - Nikki Jones
2002 - Beth Fogle
2003 - Lyndsey Angus
2003 - Nikki Jones
2007 - Brooke Marnitz
2008 - Molly Johnson
2009 - Megan Yocke
2010 - Megan Yocke
2011 - Meagan Aull
2011 - Kara Dill
2012 - Kara Dill
2013 - Griffin Joiner
2014 - Kelsey Nunley
2014 - Nikki Sagermann

Defensive Team

2010 - Molly Johnson
2010 - Megan Yocke
2012 - Brittany Cervantes
2013 - Griffin Joiner
2014 - Griffin Joiner
2015 - Griffin Joiner
2016 - Maisie Steed
2016 - Christian Stokes
2017 - Bailey Vick

Freshman Team

2004 - Amber Janneck
2006 - Megan Miller
2007 - Natalie Smith
2007 - Molly Johnson
2008 - Meagan Aull
2008 - Megan Yocke
2009 - Chanda Bell
2009 - Brittany Cervantes
2011 - Emily Jolly
2012 - Griffin Joiner
2013 - Kelsey Nunley
2016 - Abbey Cheek
2017 - Alex Martens
2017 - Bailey Vick

SEC Coach of the Year

2000 - Beth Pruitt
2016 - Rachel Lawson

National Players of the Week

Louisville Slugger/NFCA

2012 - Chanda Bell
2014 - Griffin Joiner

USA Softball

2009 - Molly Johnson
2011 - Megan Yocke

SEC Players of the Week

SEC Pitcher of the Week

2000 - Keary Camunas
2012 - Chanda Bell (twice)
2012 - Lauren Cumbess
2013 - Kelsey Nunley
2015 - Kelsey Nunley (twice)
2016 - Kelsey Nunley (twice)
2016 - Meagan Prince

SEC Player of the Week

2000 - Lyndsey Angus
2000 - Leslie Kwiatkowski
2001 - Lyndsey Angus
2001 - Beth Fogle
2003 - Crystalie Wolfe
2007 - Brooke Marnitz
2009 - Molly Johnson
2010 - Brittany Cervantes
2011 - Brittany Cervantes
2011 - Megan Yocke
2011 - Meagan Aull
2012 - Brittany Cervantes
2014 - Griffin Joiner

SEC Freshman of the Week

2006 - Jessica Trueblood
2007 - Molly Johnson (twice)
2007 - Natalie Smith
2009 - Chanda Bell (twice)
2009 - Rachel Riley
2012 - Griffin Joiner
2013 - Kelsey Nunley
2013 - Christian Stokes
2014 - Shannon Smith
2016 - Katie Reed
2016 - Abbey Cheek


2017 - Bailey Vick (twice)

SEC All-Tournament Team

2014 - Kelsey Nunley
2014 - Nikki Sagermann
2014 - Christian Stokes

WCWS All-Tournament Team

2014 - Kelsey Nunley



Kaite Reed



CAREER RECORDS

Games Played

1. Leslie Kwiatkowski	254	(1998-2001)
2. Tiffany Kruse	252	(1998-2001)
3. Griffin Joiner	249	(2012-2015)
Christian Stokes	249	(2013-2016)
5. Sylvester Samuel	244	(2013-2016)
6. Nikki Sagermann	242	(2013-2016)
7. Andy Eilertson	239	(1999-2002)
8. Lauren Cumbess	236	(2011-2014)
Maisie Steed	236	(2013-2016)
10. Emily Jolly	235	(2011-2014)

HITTING

Hits

1. Leslie Kwiatkowski	285	(1998-2001)
2. Nikki Jones	268	(2000-2003)
3. Molly Johnson	264	(2007-2010)
4. Lyndsey Angus	239	(2000-2003)
5. Tiffany Kruse	224	(1998-2001)
Natalie Smith	224	(2007-2010)
7. Griffin Joiner	212	(2012-2015)
8. Meagan Aull	211	(2008-2011)
9. Kara Dill	201	(2010-2013)
10. Angie Del Pozzo	197	(1999-2002)

Runs Batted In

1. Brittany Cervantes	161	(2009-2012)
2. Griffin Joiner	143	(2012-2015)
3. Leslie Kwiatkowski	137	(1998-2001)
4. Molly Johnson	135	(2007-2010)
5. Nikki Sagermann	121	(2013-2016)
6. Lauren Cumbess	118	(2011-2014)
Tiffany Kruse	118	(1998-2001)
7. Megan Yocke	115	(2008-2011)
8. Katie Campbell	112	(2004-2007)
9. Lyndsey Angus	111	(2000-2003)
10. Angie Del Pozzo	103	(1999-2002)

Batting Average (min. 200 at bats)

1. Molly Johnson	.389	(2007-2010)
2. Nikki Jones	.365	(2000-2003)
3. Lyndsey Angus	.360	(2000-2003)
4. Leslie Kwiatkowski	.351	(1998-2001)
5. Kara Dill	.330	(2010-2013)
6. Natalie Smith	.329	(2007-2010)
7. Abbey Cheek	.324	(2016-Pres.)
8. Brooke Marnitz	.320	(2004-2007)
9. Megan Yocke	.315	(2008-2011)
10. Sylvester Samuel	.309	(2013-2016)

Doubles

1. Molly Johnson	56	(2007-2010)
2. Leslie Kwiatkowski	47	(1998-2001)
3. Lyndsey Angus	44	(2000-2003)
4. Brittany Cervantes	42	(2009-2012)
Tiffany Kruse	42	(1998-2001)
Griffin Joiner	42	(2012-2015)
7. Angie Del Pozzo	38	(1999-2002)
8. Lauren Cumbess	37	(2011-2014)
9. Meagan Aull	36	(2008-2011)
10. Christian Stokes	34	(2013-2016)

Triples

1. Leslie Kwiatkowski	20	(1998-2001)
2. Tiffany Kruse	18	(1998-2001)

3. Nikki Jones	12	(2000-2003)
4. Meghan Cooper	10	(2002-2006)
Angie Del Pozzo	10	(1999-2002)
Molly Johnson	10	(2007-2010)
Megan Yocke	10	(2008-2011)
8. Kara Dill	9	(2010-2013)
Jessica Nance	9	(2002-2005)
Natalie Smith	9	(2007-2010)

Walks

1. Griffin Joiner	131	(2012-2015)
2. Megan Yocke	122	(2008-2011)
Nikki Sagermann	122	(2013-2016)
4. Brittany Cervantes	118	(2009-2012)
5. Lyndsey Angus	98	(2000-2003)
6. Destinee Mordecai	89	(2007-2010)
7. Maisie Steed	84	(2013-2016)
8. Brooke Marnitz	77	(2004-2007)
9. Christian Stokes	70	(2013-2016)
10. Samantha DeMartine	71	(2008-2011)

At-Bats

1. Leslie Kwiatkowski	811	(1998-2001)
2. Tiffany Kruse	764	(1998-2001)
3. Nikki Jones	734	(2000-2003)
4. Griffin Joiner	700	(2012-2015)
5. Meagan Aull	691	(2008-2011)
6. Natalie Smith	681	(2007-2010)
7. Molly Johnson	678	(2007-2010)
8. Christian Stokes	676	(2013-2016)
8. Angie Del Pozzo	664	(1999-2002)
Andy Eilertson	664	(1999-2002)
10. Lauren Cumbess	663	(2011-2014)
Lyndsey Angus	663	(2000-2003)

Runs Scored

1. Molly Johnson	161	(2007-2010)
2. Leslie Kwiatkowski	145	(1998-2001)
3. Brittany Cervantes	139	(2009-2012)
4. Nikki Jones	138	(2000-2003)
5. Lyndsey Angus	136	(2000-2003)
Megan Yocke	136	(2008-2011)
7. Christian Stokes	125	(2013-2016)
8. Kara Dill	119	(2010-2013)
Sylvester Samuel	119	(2013-2016)
10. Meagan Aull	117	(2008-2011)

Home Runs

1. Brittany Cervantes	48	(2009-2012)
2. Griffin Joiner	35	(2012-2015)
Molly Johnson	35	(2007-2010)
4. Nikki Sagermann	34	(2013-2016)
5. Brooke Marnitz	31	(2004-2007)
6. Katie Campbell	30	(2004-2007)
7. Christian Stokes	27	(2013-2016)
8. Lauren Cumbess	26	(2011-2014)
9. Megan Yocke	25	(2008-2011)
Maisie Steed	25	(2013-2016)

Slugging Pct. (min. 200 at bats)

1. Molly Johnson	.656	(2007-2010)
2. Abbey Cheek	.581	(2016-Pres.)
3. Brittany Cervantes	.577	(2009-2012)
4. Brooke Marnitz	.575	(2004-2007)
5. Nikki Sagermann	.523	(2013-Pres.)

6. Griffin Joiner	.519	(2012-2015)
7. Leslie Kwiatkowski	.518	(1998-2001)
Megan Yocke	.518	(2008-2011)
9. Lyndsey Angus	.510	(2000-2003)
10. Katie Campbell	.500	(2004-2007)

Total Bases

1. Molly Johnson	445	(2007-2010)
2. Leslie Kwiatkowski	420	(1998-2001)
3. Brittany Cervantes	370	(2009-2012)
4. Griffin Joiner	363	(2012-2015)
5. Lyndsey Angus	338	(2000-2003)
6. Tiffany Kruse	323	(1998-2001)
7. Megan Yocke	322	(2008-2011)
8. Nikki Sagermann	320	(2013-2016)
9. Christian Stokes	313	(2013-2016)
10. Nikki Jones	312	(2000-2003)

Stolen Bases

1. Sylvester Samuel	84	(2013-2016)
2. Leslie Kwiatkowski	82	(1998-2001)
3. Meagan Aull	71	(2008-2011)
4. Beth Fogel	70	(1999-2002)
5. Molly Johnson	66	(2007-2010)
6. Jessica Nance	64	(2002-2005)
7. Kara Dill	57	(2010-2013)
8. Nikki Jones	35	(2000-2003)
9. Angie Dal Pozzo	32	(1999-2002)
10. Megan Yocke	29	(2008-2011)
Maisie Steed	29	(2013-2016)

FIELDING

Fielding Pct. (min. 100 chances)

1. Jenny Schaper	.995	(2016-Pres.)
2. Griffin Joiner	.992	(2012-2015)
Megan Yocke	.992	(2008-2011)
4. Lauren Cumbess	.985	(2011-2014)
Jamie Dardis	.985	(2000-2002)
6. Maisie Steed	.984	(2013-2016)
7. Sam. DeMartine	.983	(2008-2011)
8. Lorie Horner	.982	(1997-2008)



CAREER RECORDS

Katie Campbell	.982	(2004-2007)
10. Alli Eckman	.981	(2005-2007)

Putouts

1. Griffen Joiner	1,557	(2012-2015)
2. Megan Yocke	1,203	(2008-2011)
3. Megan Glenn	1,117	(2003-2006)
4. Maisie Steed	1,051	(2013-2016)
5. Sam. DeMartine	1,041	(2008-2011)
6. Andy Eilertson	1,038	(1999-2002)
7. Lauren Cumbess	931	(2011-2014)
8. Katie Campbell	664	(2004-2007)
9. Lyndsey Angus	662	(2000-2003)
10. Nikki Jones	619	(2000-2003)

Assists

1. Angie Del Pozzo	552	(1999-2002)
2. Christian Stokes	517	(2013-2016)
3. Molly Johnson	510	(2007-2010)
4. Rachel Friberg	475	(2001-2004)
5. Meghan Cooper	452	(2002-2006)
6. Nikki Sagermann	450	(2013-2016)
7. Nikki Jones	416	(2000-2003)
8. Brittany Cervantes	374	(2009-2012)
9. Brooke Marnitz	364	(2004-2007)
10. Andy Eilertson	294	(1999-2002)

PITCHING

Appearances

1. Kelsey Nunley	171	(2013-2016)
2. Keary Camunas	158	(1997-2000)
3. Chanda Bell	143	(2009-2012)
4. Amy Kendall	133	(2003-2006)
5. Meagan Prince	122	(2013-2017)
6. Jennifer Howland	105	(1999-2002)
7. Rachel Riley	97	(2009-2012)
8. Amber Matousek	90	(2007-2010)
9. Morgan Marr	80	(2000-2002)
10. Meghan Cooper	75	(2002-2006)

Innings Pitched

1. Kelsey Nunley	943.1	(2013-2016)
2. Keary Camunas	897.2	(1997-2000)
3. Chanda Bell	724.0	(2009-2012)
4. Amy Kendall	586.0	(2003-2006)
5. Meagan Prince	525.1	(2014-2017)
6. Rachel Riley	477.1	(2009-2012)
7. Jennifer Howland	476.2	(1999-2002)
8. Amber Matousek	442.0	(2007-2010)
9. Morgan Marr	371.0	(2000-2002)
10. Meghan Cooper	340.2	(2002-2006)

Games Started

1. Keary Camunas	137	(1997-2000)
2. Kelsey Nunley	117	(2013-2016)
3. Chanda Bell	105	(2009-2012)
4. Amy Kendall	84	(2003-2006)
5. Amber Matousek	77	(2007-2010)
6. Jennifer Howland	74	(1999-2002)
7. Meagan Prince	73	(2014-2017)
8. Morgan Marr	61	(2000-2002)
9. Lauren Cumbess	57	(2011-2014)
Rachel Riley	57	(2009-2012)

ERA (min. 100 IP)

1. Kelsey Nunley	1.96	(2013-2016)
2. Meagan Prince	2.37	(2014-2017)
3. Keary Camunas	2.49	(1997-2000)
4. Chanda Bell	2.55	(2009-2012)
5. Rachel Riley	2.68	(2009-2012)
6. Shannon Smith	2.75	(2014-2016)
7. Lauren Cumbess	2.83	(2011-2014)
8. Jessica Trueblood	2.99	(2006)
9. Gretchen Prugh	3.03	(2004)
10. Morgan Marr	3.08	(2000-2002)

Opponent Batting Avg. (min. 250 batters faced)

1. Chanda Bell	.200	(2009-2012)
2. Shannon Smith	.202	(2014-2017)

3. Kelsey Nunley	.211	(2013-2016)
4. Lauren Cumbess	.215	(2011-2014)
5. Meagan Prince	.231	(2014-2017)
5. Gretchen Prugh	.238	(2004)
7. Keary Camunas	.247	(1997-2000)
8. Rachel Riley	.255	(2009-2012)
9. Jessica Trueblood	.258	(2006)

Strikeouts

1. Chanda Bell	910	(2009-2012)
2. Kelsey Nunley	809	(2013-2016)
3. Keary Camunas	550	(1997-2000)
4. Meagan Prince	446	(2014-2017)
5. Amy Kendall	302	(2003-2006)
6. Rachel Riley	259	(2009-2012)
7. Lauren Cumbess	257	(2011-2014)
8. Amber Matousek	252	(2007-2010)
9. Shannon Smith	207	(2014-2017)
10. Jennifer Howland	137	(1999-2002)

Wins

1. Kelsey Nunley	92	(2013-2016)
2. Chanda Bell	68	(2009-2012)
3. Meagan Prince	63	(2014-2017)
4. Keary Camunas	54	(1997-2000)
5. Rachel Riley	40	(2009-2012)
6. Amy Kendall	31	(2003-2006)
7. Lauren Cumbess	29	(2011-2014)
Morgan Marr	29	(2000-2002)
9. Amber Matousek	28	(2007-2010)
10. Jennifer Howland	27	(1999-2002)

Saves

1. Kelsey Nunley	9	(2013-2016)
Meagan Prince	9	(2014-2017)
3. Chanda Bell	6	(2009-2012)
4. Keary Camunas	5	(1997-2000)



Chanda Bell



Lauren Cumbess



Rachel Riley



SINGLE SEASON RECORDS

Games Played

1. Joiner/Stokes/Sagermann/Samuel	69	(2014)
2. Lauren Cumbess	67	(2014)
Tiffany Kruse	67	(1999)
Leslie Kwiatkowski	67	(1999)
3. Jennifer Howland	66	(1999)
4. Andy Eilertson	65	(2000)
Nikki Jones	65	(2000)
Tiffany Kruse	65	(2000)
7. Leslie Kwiatkowski	64	(2000)

Hits

1. Molly Johnson	81	(2009)
2. Leslie Kwiatkowski	80	(2000)
3. Leslie Kwiatkowski	77	(1999)
4. Tiffany Kruse	72	(1999)
5. Katie Reed	71	(2017)
Kara Dill	71	(2012)
Nikki Jones	71	(2003)
Leslie Kwiatkowski	71	(1998)
8. Molly Johnson	69	(2010)

Megan Yocke	5	(2009)
-------------	---	--------

Home Runs

1. Brooke Marnitz	21	(2007)
2. Brittany Cervantes	15	(2011)
3. Abbey Cheek	12	(2017)
Nikki Sagermann	13	(2014)
Brittany Cervantes	13	(2012)
Molly Johnson	13	(2010)
Lauren Cumbess	13	(2013)
Katie Campbell	12	(2007)
Amber Janneck	12	(2004)
10. Griffin Joiner	11	(2015)
Megan Yocke	11	(2011)
10. Griffin Joiner	10	(2013, 2014)
Lauren Cumbess	10	(2014)
Meagan Aull	10	(2011)
Brittany Cervantes	10	(2010)
Brittany Cervantes	10	(2009)
Samantha DeMartine	10	(2011)
Abbey Cheek	10	(2016)

HITTING

Batting Average

1. Nikki Jones	.442	(2002)
2. Molly Johnson	.433	(2009)
3. Molly Johnson	.401	(2008)
4. Brooke Marnitz	.399	(2007)
5. Leslie Kwiatkowski	.398	(2000)
6. Nikki Jones	.388	(2003)
7. Lyndsey Angus	.384	(2003)
8. Kara Dill	.377	(2011)
9. Molly Johnson	.375	(2010)
10. Leslie Kwiatkowski	.372	(1999)

Doubles

1. Molly Johnson	20	(2008)
2. Tiffany Kruse	16	(2000)
Leslie Kwiatkowski	16	(2001)
4. Brittany Cervantes	15	(2012)
5. Griffin Joiner	14	(2013)
Molly Johnson	14	(2009)
7. Christian Stokes	13	(2014)
Lyndsey Angus	13	(2002)
Alex Martens	13	(2017)
10. Lauren Cumbess	12	(2013, 2014)
Lyndsey Angus	12	(2000)
Meagan Aull	12	(2009)
Leslie Kwiatkowski	12	(1998)
Brooke Marnitz	12	(2006)
Brooklin Hinz	12	(2016)

Runs Batted In

1. Brooke Marnitz	61	(2007)
2. Brittany Cervantes	52	(2011)
Abbey Cheek	52	(2016)
4. Leslie Kwiatkowski	50	(2000)
5. Nikki Sagermann	49	(2014)
6. Griffin Joiner	43	(2015)
Leslie Kwiatkowski	43	(1999)
Lauren Cumbess	43	(2013)
9. Katie Campbell	42	(2006)
10. Lauren Cumbess	41	(2014)
Griffin Joiner	41	(2013)

At-Bats

1. Nikki Jones	212	(2000)
2. Tiffany Kruse	208	(1999)
3. Leslie Kwiatkowski	207	(1999)
4. Leslie Kwiatkowski	206	(1998)
5. Lauren Cumbess	203	(2014)
6. Kara Dill	202	(2012)
7. Jennifer Howland	201	(1999)
Leslie Kwiatkowski	201	(2000)
Lauren Cumbess	201	(2013)
10. Tiffany Kruse	199	(2000)

Triples

1. Tiffany Kruse	7	(2000)
2. Angie Del Pozzo	6	(2001)
Leslie Kwiatkowski	6	(2000)
Leslie Kwiatkowski	6	(1998)
5. Kara Dill	5	(2012)
Nikki Jones	5	(2003)
Tiffany Kruse	5	(1999)

Runs Scored

1. Brittany Cervantes	55	(2011)
2. Molly Johnson	53	(2009)
3. Molly Johnson	48	(2010)
4. Megan Yocke	47	(2011)
5. Kara Dill	44	(2011)
6. Leslie Kwiatkowski	43	(2000)
7. Brooke Marnitz	42	(2007)
Abbey Cheek	42	(2016)
8. Meagan Aull	41	(2011)
9. Leslie Kwiatkowski	40	(1999)
Abbey Cheek	39	(2017)

Total Bases

1. Brooke Marnitz	137	(2007)
2. Molly Johnson	130	(2009)
3. Molly Johnson	125	(2010)
4. Leslie Kwiatkowski	117	(1999)
5. Lauren Cumbess	116	(2013)
6. Leslie Kwiatkowski	115	(2000)
7. Meagan Aull	112	(2011)
8. Angie Del Pozzo	110	(2001)
9. Lauren Cumbess	108	(2014)
Brittany Cervantes	108	(2012)
11. Brittany Cervantes	105	(2011)
Molly Johnson	105	(2008)



Megan Yocke

SINGLE SEASON RECORDS

On-Base Pct.

1. Molly Johnson	.498	(2009)
2. Brittany Cervantes	.490	(2011)
3. Megan Yocke	.483	(2011)
4. Lyndsey Angus	.478	(2003)
5. Molly Johnson	.472	(2008)
6. Nikki Jones	.466	(2002)
7. Brooke Marnitz	.454	(2007)
8. Griffin Joiner	.451	(2014)
9. Molly Johnson	.450	(2010)
10. Lyndsey Angus	.444	(2002)

Slugging Pct.

1. Brooke Marnitz	.895	(2007)
2. Molly Johnson	.695	(2009)
3. Molly Johnson	.679	(2010)
4. Brittany Cervantes	.677	(2011)
5. Molly Johnson	.669	(2008)
6. Katie Campbell	.640	(2007)
7. Becky Bishop	.632	(2007)
8. Brittany Cervantes	.615	(2012)
9. Rachel Riley	.611	(2011)
10. Megan Yocke	.604	(2011)

Sacrifice Hits

1. Beth Fogle	13	(2001)
Megan Yocke	13	(2009)
3. Lorie Melchi	12	(2003)
Megan Yocke	12	(2010)
5. Sarah Rainwater	11	(2017)
Sylver Samuel	11	(2013, 2014)
Michelle Bucci	11	(1997)
Beth Fogle	11	(2000)
Jennifer Howland	11	(1999)
Stephanie Thompson	11	(1998)
Megan Yocke	11	(2008)

Sacrifice Flies

1. Alice O'Brien	5	(2013)
2. Nikki Sagermann	4	(2014)
Lyndsey Angus	4	(2000)
Rachel Friberg	4	(2002)
Brooke Marnitz	4	(2004)
7. Breanne Ray	3	(2017)
Lauren Cumbess	3	(2014)
Meagan Aull	3	(2011)
Meagan Aull	3	(2009)
Meghan Cooper	3	(2004)
Angie Dal Pozzo	3	(2002)
Andy Eilertson	3	(2000)
Lorie Horner	3	(1997)
Brooke Marnitz	3	(2007)
Abbey Cheek	3	(2016)
Katie Reed	3	(2016)

Stolen Bases

1. Beth Fogle	34	(1999)
2. Leslie Kwiatkowski	28	(2000)
3. Meagan Aull	26	(2009)
4. Molly Johnson	24	(2009)

5. Sylver Samuel	23	(2016)	Leslie Kwiatkowski	9	(2001)
6. Leslie Kwiatkowski	22	(1999)			
7. Sylver Samuel	21	(2013)			
Kara Dill	21	(2012)			
Jessica Nance	21	(2004)			
10. Sylver Samuel	20	(2014, 2015)			
Kara Dill	20	(2011)			
Molly Johnson	20	(2010)			

Walks

1. Brittany Cervantes	48	(2011)
2. Griffin Joiner	47	(2014)
Megan Yocke	47	(2011)
4. Griffin Joiner	36	(2015)
5. Nikki Sagermann	35	(2016)
6. Maisie Steed	34	(2013)
7. Brittany Cervantes	33	(2012)
8. Griffin Joiner	32	(2015)
9. Brooke Marnitz	31	(2006)
10. Nikki Sagermann	30	(2015)
Ansley Smith	30	(2014)

Hit by Pitch

1. Meghan Cooper	16	(2006)
2. Ansley Smith	15	(2014)
3. Emily Gaines	13	(2014)
4. Griffin Joiner	12	(2012)
5. Molly Johnson	10	(2008)
Molly Johnson	10	(2009)
Molly Johnson	10	(2010)
8. Ansley Smith	9	(2015)
Meagan Aull	9	(2009)
Samantha DeMartine	9	(2011)
Amber Janneck	9	(2005)

FIELDING

Putouts

1. Griffin Joiner	442	(2014)
2. Jenny Schaper	399	(2016)
3. Griffin Joiner	390	(2012)
4. Jamie Dardis	382	(2000)
Griffin Joiner	382	(2015)
6. Megan Yocke	369	(2010)
7. Megan Glenn	366	(2006)
8. Samantha DeMartine	363	(2009)

Assists

1. Christian Stokes	167	(2014)
Angie Dal Pozzo	167	(2001)
3. Abbey Cheek	152	(2017)
4. Lindsay Houser	148	(1998)
5. Angie Dal Pozzo	143	(1999)
Molly Johnson	143	(2009)
7. Nikki Sagermann	141	(2014)
Katie Reed	141	(2017)
8. Christian Stokes	140	(2015)
9. Molly Johnson	131	(2010)

Fielding Pct.

1. Griffin Joiner	1.000	(2015)
Emily Jolly	1.000	(2014)
Maisie Steed	1.000	(2014)
Meagan Aull	1.000	(2009)
Michelle Bucci	1.000	(1999)
Beth Fogle	1.000	(2002)
Jennifer Howland	1.000	(2001)
7. Griffin Joiner	.998	(2014)



Meagan Aull



SINGLE SEASON RECORDS

8. Megan Yocke	.997	(2011)
Megan Yocke	.997	(2009)
Jenny Schaper	.997	(2017)

PITCHING

ERA (min. 10 appearances)

1. Kelsey Nunley	1.27	(2016)
2. Keary Camunas	1.68	(2000)
3. Meagan Prince	1.85	(2016)
4. Kelsey Nunley	1.88	(2014)
5. Erin Rethlake	1.95	(2017)
6. Lauren Cumbess	1.99	(2011)
7. Meagan Prince	1.82	(2017)
8. Lauren Cumbess	2.07	(2014)
9. Kelsey Nunley	2.14	(2013)
10. Chanda Bell	2.24	(2011)

Win-loss pct. (min. 10 appearances)

1. Shannon Smith	1.000 (3-0)	(2016)
2. Ellen Weaver	.857 (6-1)	(2011)
3. Kelsey Nunley	.777 (21-6)	(2016)
Meagan Prince	.777 (21-6)	(2016)
5. Lauren Cumbess	.750 (6-2)	(2011)
6. Lauren Cumbess	.731 (30-11)	(2014)
7. Kelsey Nunley	.731 (30-11)	(2014)
8. Rachel Riley	.722 (13-5)	(2011)
9. Kelsey Nunley	.711 (27-11)	(2013)
10. Meagan Prince	.700 (21-9)	(2017)

Wins

1. Kelsey Nunley	30	(2014)
2. Kelsey Nunley	27	(2013)
3. Meagan Prince	21	(2017)
Kelsey Nunley	21	(2016)
Meagan Prince	21	(2016)
Chanda Bell	19	(2009)
Keary Camunas	19	(2000)
8. Chanda Bell	18	(2010)
9. Morgan Marr	17	(2001)
10. Chanda Bell	16	(2012)

Saves

1. Meagan Prince	5	(2017)
Kelsey Nunley	5	(2015)
3. Chanda Bell	4	(2012)
Keary Camunas	4	(1999)
Jessica Trueblood	4	(2006)
5. Kelsey Nunley	2	(2013)
Meghan Cooper	2	(2002)
Jennifer Young	2	(2007)
Meagan Prince	2	(2016)

Innings Pitched

1. Kelsey Nunley	282.1	(2014)
2. Kelsey Nunley	268.2	(2013)
3. Keary Camunas	251.1	(1998)
4. Amy Kendall	229.0	(2003)
5. Keary Camunas	226.2	(1999)
6. Keary Camunas	225.2	(2000)
7. Chanda Bell	219.1	(2010)
8. Kelsey Nunley	211.0	(2015)
9. Morgan Marr	195.2	(2001)
10. Keary Camunas	194.0	(1997)

Appearances

1. Samantha Allen	49	(2005)
2. Kelsey Nunley	47	(2013)
3. Kelsey Nunley	45	(2014)
4. Keary Camunas	43	(1999)
5. Kelsey Nunley	42	(2015)
6. Keary Camunas	41	(2000)
Meagan Prince	41	(2017)
8. Keary Camunas	40	(1998)
Amy Kendall	40	(2003)
10. Chanda Bell	39	(2012)

Games Started

1. Keary Camunas	37	(1998)
2. Kelsey Nunley	36	(2014)
Keary Camunas	36	(2000)
4. Chanda Bell	34	(2010)
Keary Camunas	34	(1999)
6. Amy Kendall	32	(2003)
7. Morgan Marr	31	(2001)
8. Kelsey Nunley	30	(2015)
Keary Camunas	30	(1997)
10. Samantha Allen	29	(2005)
Amber Matousek	29	(2008)

Complete Games

1. Keary Camunas	33	(1998)
2. Kelsey Nunley	31	(2014)
3. Amy Kendall	29	(2003)
Keary Camunas	28	(2000)
5. Chanda Bell	26	(2010)
Keary Camunas	26	(1999)
Amber Matousek	26	(2008)
8. Jessica Trueblood	25	(2006)
Kelsey Nunley	25	(2013)
10. Keary Camunas	23	(1997)
Morgan Marr	23	(2001)

Shutouts

1. Keary Camunas	9	(2000)
2. Kelsey Nunley	7	(2014)
Kelsey Nunley	7	(2016)
Chanda Bell	7	(2011)
4. Keary Camunas	6	(1998)
5. Rachel Riley	5	(2010)
Meagan Prince	5	(2016)
6. Kelsey Nunley	4	(2015)
Chanda Bell	4	(2010)
Keary Camunas	4	(1999)
Jennifer Howland	4	(2000)
Rachel Riley	4	(2011)

Strikeouts

1. Chanda Bell	288	(2010)
2. Kelsey Nunley	219	(2014)
3. Chanda Bell	216	(2009)
4. Chanda Bell	205	(2011)
5. Kelsey Nunley	203	(2016)
6. Chanda Bell	201	(2012)
7. Kelsey Nunley	194	(2015)
8. Kelsey Nunley	193	(2013)
9. Meagan Prince	175	(2017)
10. Keary Camunas	164	(1999)

Opponent Batting Avg. (min. 200 at-bats)

1. Chanda Bell	.175	(2011)
2. Kelsey Nunley	.178	(2016)
3. Lauren Cumbess	.193	(2012)
4. Erin Rethlake	.197	(2017)
5. Chanda Bell	.200	(2010)
6. Lauren Cumbess	.201	(2011)
7. Lauren Cumbess	.203	(2014)
8. Chanda Bell	.208	(2012)
9. Meagan Prince	.209	(2017)
10. Kelsey Nunley	.213	(2014)



Keary Camunas



Jessica Trueblood

GAME RECORDS

HITTING

At-bats

6	Christian Stokes	vs. South Carolina	4/18/15
	Lauren Cumbess	at Ole Miss	4/13/14
	Kara Dill	at USC Upstate	2/24/13
	Nikki Jones	vs. Arkansas	4/27/03
	Jackie Haynes	vs. Middle Tennessee State	4/1/97
	Michelle Buccì	vs. Middle Tennessee State	4/1/97
	Jacki Haynes	vs. Mississippi State	4/11/97

Runs Scored

4	Griffin Joiner	vs. UNC	3/12/13
	Lyndsey Angus	vs. Belmont	2/23/02
	Angie Dal Pozzo	vs. Akron	3/9/01
	Beth Fogle	vs. Tennessee Tech	2/18/00
	Molly Johnson	vs. Ohio State	4/16/08
	Megan Yocke	vs. Indiana	4/1/08

Hits

5	Christian Stokes	vs. Long Beach State	2/19/15
	Beth Fogle	vs. Morehead State	3/5/02

RBI

6	Nikki Sagermann	at Alabama	5/5/13
	Griffin Joiner	vs. UNC	3/12/13
	Leslie Kwiatkowski	vs. Eastern Kentucky	3/1/00
	Brooke Marnitz	vs. Southern Miss.	2/10/07
	Rachel Riley	at Austin Peay	4/6/11

Doubles

3	Christian Stokes	vs. South Carolina	4/18/15
	Molly Johnson	vs. Indiana	4/1/08
	Emily Jolly	vs. DePaul	2/12/11

Triples

3	Meghan Cooper	vs. Kent State	2/17/06
---	---------------	----------------	---------

Home Runs

2 (30 times)			
	Last: Rachael Metzger	at Georgia	3/19/17

Total Bases

10	Griffin Joiner	vs. UNC	3/12/13
	Brooke Marnitz	vs. Indiana State	2/25/06
	Angie Dal Pozzo	vs. Akron	3/9/01

Walks

4 (2 times)			
	Last: Griffin Joiner	at Texas	2/16/14

Strikeouts

4 (8 times)			
	Last: Emily Gaines	vs. DePaul	5/18/14

Sacrifice Hits

2 (44 times)			
	Last: Reed & Cheek	at Georgia	3/18/17

Sacrifice Flies

2	Abbey Cheek	at Georgia	3/18/17
---	-------------	------------	---------

Stolen Bases

4	Erin Rethlake	vs. Drexel	3/10/17
	Meagan Aull	vs. Kent State	3/24/09

Hit By Pitch

3	Ashley Dimkich	vs. Youngstown State	3/4/06
---	----------------	----------------------	--------

FIELDING

Putouts

21	Megan Yocke	vs. Tennessee Tech	4/16/11
----	-------------	--------------------	---------

Assists

9	Amber Janneck	vs. Eastern Kentucky	4/6/05
	Amber Janneck	vs. Western Kentucky	4/13/05
	Molly Johnson	vs. Florida	4/11/09

Angie Dal Pozzo	vs. Louisville	4/18/01
-----------------	----------------	---------

Errors

4	Brooke Marnitz	vs. Alabama	3/21/04
	Nikki Jones	vs. Morehead State	3/5/02
	Angie Dal Pozzo	vs. Texas-San Antonio	2/10/01
	Meredith Seales	vs. UNC Greensboro	2/22/97

Passed Balls

4	Alli Eckman	vs. Ole Miss	3/12/05
---	-------------	--------------	---------

PITCHING

Innings Pitched

11.0	Meagan Prince	at #5 UCLA	2/15/17
11.0	Keary Camunas	vs. Campbell	2/21/98
11.0	Rachel Riley	at Arkansas	3/16/11

Fewest Hits Allowed

0	17 Times		
	Last: Meagan Prince	vs. Northern Kentucky	3/22/16

Perfect Game

	Chanda Bell	at Austin Peay (Game 1)	4/6/11
	Rachel Riley	at Austin Peay (Game 2)	4/6/11

Runs Allowed

16	Lorie Horner	vs. Alabama	3/21/98
	Jennifer Young	vs. Indiana	4/1/08

Earned Runs Allowed

13	Amber Matousek	vs. Alabama	3/22/08
	Amber Matousek	vs. LSU	4/9/08

Walks Allowed

9	Jennifer Young	vs. Indiana	4/1/08
---	----------------	-------------	--------

Strikeouts

16	Chanda Bell	vs. Colorado State	2/25/11
16	Chanda Bell	vs. Tennessee Tech	4/16/11

Hits Allowed

18	Lorie Horner	vs. Alabama	3/21/98
18	Rachel Riley	at Georgia	4/10/11

Doubles Allowed

8	Jennifer Howland	vs. Akron	3/9/01
---	------------------	-----------	--------

Triples Allowed

2	Samantha Allen	vs. Cal-Poly	2/12/05
	Jennifer Howland	vs. Georgia	3/7/01
	Lorie Horner	vs. Missouri	2/15/97

Home Runs Allowed

6	Amber Matousek	vs. Alabama	3/22/08
---	----------------	-------------	---------

Hit Batters

8	Kelsey Nunley	vs. Miss. State	5/7/14
---	---------------	-----------------	--------





TEAM RECORDS

TEAM RECORDS-GAME

Hitting

At Bats:	43 at Ole Miss	4/13/14
Runs Scored:	18 2x, last vs. UNC.....	3/12/13
Hits:	18 vs. Indiana	3/18/00
Doubles:	6 twice, last at Miami (OH)	3/17/09
Triples:	4 vs. Louisville	4/10/02
Home Runs:	5 2x, last at Ole Miss	4/13/14
RBI:	18 vs. UNC.....	3/12/13
Total Bases:	33 3x, last at MTSU	4/17/13
Walks:	13 vs. Indiana	3/2/08
Strikeouts:	18 vs. WKU.....	4/23/15
Stolen Bases:	8 vs. Samford	3/20/99

Fielding

Putouts:	33 5x, last vs. South Carolina	4/18/15
Assists:	25 at South Carolina	5/2/09
Errors:	7 vs. Texas-San Antonio.....	2/10/01
Double Plays:	3 seven times, last vs. SIU	2/13/15

Pitching

Innings Pitched:	11 5x, last vs. South Carolina	4/18/15
Runs Allowed:	18 vs. Florida.....	3/17/01
Earned Runs Allowed:	17 2x, last vs. Georgia	3/28/10
Hits Allowed:	19 vs. Arkansas	3/31/07
Fewest Hits Allowed:	0 17x, last vs. NKU.....	3/22/16
Doubles Allowed:	8 vs. Akron	3/9/01
Triples Allowed:	3 vs. Georgia	3/7/01
Home Runs Allowed:	6 vs. Alabama.....	3/22/08
Walks Allowed:	9 4x, last at Alabama.....	5/4/13
Strikeouts:	20 vs. Tennessee Tech.....	4/16/11

TEAM RECORDS-SEASON

Hitting

Batting Average:295 2011
At Bats:	1,797 2014
Runs Scored:	319 2014
Hits:	477 2000
Doubles:	80 2014
Triples:	18 2000, 2001, 2002
Home Runs:	71 2014
RBI:	280 2011
Total Bases:	783 2014
Walks:	219 2014
Strikeouts:	426 2004
Stolen Bases:	89 1999

Fielding

Fielding Percentage:972 2006
Putouts:	1,455 2014
Assists:	673 2001
Errors:	131 1997
Double Plays:	32 2002

Pitching

Lowest ERA:	1.71 2016
Lowest Opponents Batting Average:191 2016
Innings Pitched:	485.0 2014
Runs Allowed:	333 2005
Fewest Runs Allowed:	130 2016
Earned Runs Allowed:	253 2005
Fewest Earned Runs Allowed:	98 2016
Hits Allowed:	523 2005
Fewest Hits Allowed:	250 2016
Doubles Allowed:	101 2003
Fewest Doubles Allowed:	44 2016
Triples Allowed:	16 1997
Fewest Triples Allowed:	2 2004
Home Runs Allowed:	58 2008
Fewest Home Runs Allowed:	10 1997
Walks Allowed:	182 2013
Fewest Walks Allowed:	93 1997
Strikeouts:	403 2014
Shutouts:	16 2000

TEAM RECORDS-SEASON

Games played	69 2014
Wins	50 2014
Losses	44 1997 & 1999
Highest winning percentage781 (43-12) 2016
Lowest winning percentage.....	.185 (10-44) 1997
Seasons team fielded	18 (first in 1997)
Winning seasons.....	8 (last in 2016)
Losing seasons.....	11 (last in 2008)
First tie.....	UK 2, Texas-Arlington 2 (2/15/04)
Longest coaching tenure	Rachel Lawson, 10 yrs.....	(2008-Pres.)
.....	Beth Pruitt, 8 yrs.	(1997-2004)

Consecutive losses.....	21 3/15/03-4/13/03
Consecutive wins.....	13 2/24/17 - 3/19/17
Consecutive shutout wins:	4 2/20/16 - 2/27/16
Consecutive shutout losses:	6 3/29/06-4/2/06
Consecutive games without an error:	6 3/6/15 - 3/15/15
Extra-inning games:	10 2014
Extra-inning wins:	8 2014
Consecutive games with a stolen base:	16 2/17/02-3/17/02
Consecutive games with a double:	12 3/16/02-4/6/02
Consecutive games without extra-base hit:	5 3/9/97-3/12/97
Most Combined Runs in a Game:	29 (4/1/08 Indiana 16, UK 13)
Largest Margin of Victory:	18 3/12/13 vs. UNC

SINGLE SEASON RECORDS BY CLASS

HITTING

Batting Average

Senior	Brooke Marnitz	.399	2007
Junior	Nikki Jones	.442	2002
Soph.	Molly Johnson	.401	2008
Fresh.	Natalie Smith	.370	2007

Hits

Senior	Nikki Jones	71	2003
Junior	Molly Johnson	81	2009
Soph.	Leslie Kwiatkowski	77	1999
Fresh.	Leslie Kwiatkowski	71	1998

Doubles

Senior	Leslie Kwiatkowski	16	2001
Junior	Tiffany Kruse	16	2000
Soph.	Molly Johnson	20	2008
Fresh.	Lyndsey Angus	12	2000

Triples

Senior	Nikki Jones	5	2003
Junior	Tiffany Kruse	7	2000
Soph.	Tiffany Kruse	5	1999
Fresh.	Leslie Kwiatkowski	6	1998

Home Runs

Senior	Brooke Marnitz	21	2007
Junior	Brittany Cervantes	15	2011
Soph.	Nikki Sagermann	13	2014
Fresh.	Amber Janneck	12	2004

Runs Batted In

Senior	Brooke Marnitz	61	2007
Junior	Brittany Cervantes	52	2011
Soph.	Nikki Sagermann	49	2014
Fresh.	Abbey Cheek	52	2016

Runs Scored

Senior	Molly Johnson	48	2010
Junior	Brittany Cervantes	55	2011
Soph.	Kara Dill	44	2011
Fresh.	Abbey Cheek	42	2016

Total Bases

Senior	Brooke Marnitz	137	2007
Junior	Molly Johnson	130	2009
Soph.	Leslie Kwiatkowski	117	1999
Fresh.	Abbey Cheek	99	2016

On Base Pct.

Senior	Megan Yocke	.483	2011
Junior	Molly Johnson	.498	2009
Soph.	Molly Johnson	.472	2008
Fresh.	Nikki Sagermann	.423	2013

Slugging Pct.

Senior	Brooke Marnitz	.895	2007
Junior	Molly Johnson	.695	2009
Soph.	Molly Johnson	.669	2008
Fresh.	Abbey Cheek	.576	2016

Sacrifice Hits

Senior	Tiffany Kruse	9	2001
Junior	Beth Fogle	13	2001
Soph.	Megan Yocke	13	2009
Fresh.	Lorie Melchi	12	2003

Sacrifice Flies

Senior	Alice O'Brien	5	2013
Junior	Lorie Horner,	3	1997
Soph.	Nikki Sagermann	4	2014
	Rachel Friberg	4	2002
Fresh.	Lyndsey Angus	4	2000
	Brooke Marnitz	4	2004

Stolen Bases

Senior	Sylver Samuel	23	2016
Junior	Leslie Kwiatkowski	28	2000
Soph.	Meagan Aull	26	2009
Fresh.	Beth Fogle	34	1999

Walks

Senior	Megan Yocke	47	2011
Junior	Brittany Cervantes	48	2011
Soph.	Ansley Smith	30	2014
Fresh.	Maisie Steed	44	2013

Hit by Pitch

Senior	Meghan Cooper,	16	2006
Junior	Molly Johnson	10	2009
Soph.	Ansley Smith	15	2014
Fresh.	Griffin Joiner	12	2012

FIELDING

Putouts

Senior	Maisie Steed	385	2016
Junior	Griffin Joiner	442	2014
Soph.	Griffin Joiner	343	2013
Fresh.	Jenny Schaper	399	2016

Assists

Senior	Molly Johnson	131	2010
Junior	Angie Dal Pozzo	167	2001
Soph.	Christian Stokes	167	2014
Fresh.	Angie Dal Pozzo	143	1999

Fielding Pct.

Senior	Griffin Joiner	1.000	2015
	Beth Fogle	1.000	2002
Junior	Michelle Bucci	1.000	1999
	Jennifer Howland	1.000	2001
Soph.	Meagan Aull	1.000	2009
Fresh.	Jenny Schaper	.993	2016

PITCHING

ERA (min. 10 appearances)

Senior	Kelsey Nunley	1.27	2016
Junior	Meagan Prince	1.85	2016
Soph.	Kelsey Nunley	1.88	2014
Fresh.	Lauren Cumbess	1.99	2011

Win-loss pct. (min. 10 appearances)

Senior	Lauren Cumbess	.909 (10-1)	2014
Junior	Meagan Prince	.778 (21-6)	2016
Soph.	Kelsey Nunley	.731 (30-11)	2014
Fresh.	Ellen Weaver	.857 (6-1)	2011

Wins

Senior	Kelsey Nunley	21	2016
Junior	Meagan Prince	21	2016
Soph.	Kelsey Nunley	30	2014
Fresh.	Kelsey Nunley	27	2013

Appearances

Senior	Keary Camunas	41	2000
Junior	Keary Camunas	43	1999
Soph.	Kelsey Nunley	45	2014
Fresh.	Samantha Allen	49	2005

Games Started

Senior	Keary Camunas	36	2000
Junior	Keary Camunas	34	1999
Soph.	Kelsey Nunley	36	2014
Fresh.	Amy Kendall	32	2003

Complete Games

Senior	Keary Camunas	28	2000
Junior	Keary Camunas	26	1999
Soph.	Keary Camunas	33	1998
Fresh.	Amy Kendall	29	2003

Shutouts


Senior	Keary Camunas	9	2000
Junior	Chanda Bell	7	2011
Soph.	Kelsey Nunley	7	2014
Fresh.	Chanda Bell	3	2009
	Lauren Cumbess	3	2011
	Kelsey Nunley	3	2013

Strikeouts

Senior	Kelsey Nunley	203	2016
Junior	Chanda Bell	205	2011
Soph.	Chanda Bell	288	2010
Fresh.	Chanda Bell	216	2009

Opponent Batting Avg. (min. 200 AB)

Senior	Kelsey Nunley	.178	2016
Junior	Chanda Bell	.175	2011
Soph.	Lauren Cumbess	.193	2012
Fresh.	Lauren Cumbess	.201	2011





LETTERWINNERS

A

Becky Abner	2003
Jessica Adkins	2009-10
Amanda Allen	2012
Samantha Allen	2005-07
Macy Allen	2009-12
Amy Anderson	1998
Elie Anderson	2004
Haley Andrus	2015-16
Lyndsey Angus	2000-03
Meagan Aull	2008-11

B

Grace Baalman	2018-Pres.
Chanda Bell	2009-12
Becky Bishop	2007
Brynlee Bigelow	2017
Colleen Boddy	1999-2000
Brook Bowman	2002-04
Lindsay Brogdon	2006-08
Megan Brooks	2002-04
Amanda Brown	2002
Michelle Bucci	1997-2000

C

Keary Camunas	1997-2000
Katie Campbell	2004-07
Ginny Carroll	2011-14
Brittany Cervantes	2009-12
Abbey Cheek	2016-Pres.
Kristen Cochran	2005
Megan Cooper	2002-06
Lauren Cumbess	2011-14
Aimee Currier	2009

D

Angie Dal Pozzo	1999-2002
Jamie Dardis	2000-02
Samantha DeMartine	2008-11
Sandi Dengler	1999-2002
Kara Dill	2010-13
Ashley Dimkich	2005-08

E

Alli Eckman	2005-07
Andrea Eilertson	1999-2002
Jackie Elston	1998

F

Elizabeth Fadde	2006-07
Ashley Fertic	2004-07
Gina Florence	2004-07
Beth Fogle	1999-2002
Bethany Foster	1999
Sarah Frazer	2011-14
Rachel Friberg	2001-04

G

Emily Gaines	2011-14
Whitney Glass	1999
Megan Glenn	2003-06
Crystal Grace	1997-98
Lindsay Griggs	2012
Ashleigh Gustafson	2009-12

H

Jacki Haynes	1997-98
Katie Henderson	2013

Kelsee Henson	2016-Pres.
Brooklin Hinz	2015-Pres.
Lorie Horner	1997-98
Lindsay Houser	1997-98
Kara Howard	2012-15
Jennifer Howland	1999-2002
Hannah Huffman	2016-Pres.
Autumn Humes	2018-Pres.

J

Amber Janneck	2004-05
Allie Jest	2009
Lauren Johnson	2018-Pres.
Kaila Johnson	2017-Pres.
Molly Johnson	2007-10
Griffin Joiner	2012-15
Emily Jolly	2011-14
Megan Jolly	2007-08
Nikki Jones	2000-03

K

Madison Kearschner	2016-2017
Amy Kendall	2003-06
Callie Kovacs	2004-05
Tiffany Kruse	1998-2001
Leslie Kwiatkowski	1998-2001

L

Aubrey Lamar	2011-12
Melissa Leto	1997-98
Ingrid Lochelt	2003
Liz Love	1999
Monique Lovell	2001

M

Emily Marks	2004-05
Morgan Marr	2000-02
Shanna Martini	1999
Stephanie Martino	2014-16
Alex Martens	2017-Pres.
Brooke Marnitz	2004-07
Amber Matousek	2007-10
Morgan McCallum	2017
Katie McCarty	2006-09
Lori Melchi	2003-06
Rachael Metzger	2015-Pres.
Audrey Meyer	2007-08
Megan Miller	2006
Kierston Moore	2017-Pres.
Susan Moore	1997-98
Destinee Mordecai	2007-10

N

Jessica Nance	2002-05
Amber Nix	2005
Kelsey Nunley	2013-16

O

Alice O'Brien	2010-13
Kristen O'Haver	2009

P

Mallory Peyton	2018-Pres.
Lydia Pierce	2006
Meagan Prince	2014-2017
Tracie Potts	1999-2000
Gretchen Prugh	2004

Sarah Rainwater	2016-Pres.
Ali Ray	2006
Breanne Ray	2014-2017
Katie Reed	2016-Pres.
Erin Rethlake	2015-Pres.
Jessica Rice	2007
Darlington Richardson	2013-15
Rachel Riley	2009-12
Jessica Rose	2010
Annie Rowlands	2008-11
Ashley Ruiz	2017-Pres.

S

Nikki Sagermann	2013-16
Sylver Samuel	2013-16
Jenny Schaper	2016-Pres.
Jenny Sibert	2004-07
Erika Silence	2009-12
Ansley Smith	2013-16
Krystal Smith	2011-14
Natalie Smith	2007-10
Shannon Smith	2014-2017
Sarah Snider	1997-2000
Larissa Spellman	2017-Pres.
Maisie Steed	2013-16
Christian Stokes	2013-16
Joy Sutton	2001

T

Stephanie Thompson	1998
Bethany Todd	2018-Pres.
Jessica Trueblood	2006

V

Bailey Vick	2017-Pres.
Marie Vida	2001

W

Kristi Warneke	2005
Ellen Weaver	2011-13
Bethany Wiegand	1999
Crystalie Wolfe	2003-04

Y

Megan Yocke	2008-11
Jennifer Young	2007-10



Kara Dill



ALL-TIME JERSEY NUMBERS

#00	Natalie Smith 2007-10
	Jacqueline Haynes 1997-98

#1	Sarah Rainwater 2016-Pres.
	Rachel Riley 2011-12
	Amber Matousek 2007-10
	Megan Miller 2006
	Megan Brooks 2002-04
	Marie Vida 2001

#2	Bailey Vick 2017-Pres.
	Sylver Samuel 2013-16
	Chanda Bell 2009-12
	Jenny Sibert 2005-07

#3	Grace Baalman 2018-Pres.
	Shannon Smith 2014-2017
	Ginny Carroll 2011-12
	Aimee Currier 2009
	Jessica Rice 2007
	Jessica Trueblood 2006
	Brooke Marnitz 2004-05
	Andrea Eilertson 1999-2002

#4	Haley Andrus 2015-16
	Macy Allen 2009-12
	Audrey Meyer 2007-08
	Nikki Jones 2000-03

#5	Meagan Prince 2014-2017
	Lindsay Griggs 2012
	Gina Florence 2004-07
	Bobbi Darretta 2003
	Angie Dal Pozzo 1999-2002
	Stephanie Thompson 1998
	Michelle Brown 1997

#6	Jenny Schaper 2016-Pres.
	Katie McCarty 2006-09
	Amber Nix 2005

#7	Autumn Humes 2018-Pres.
	Morgan McCallum 2017
	Maisie Steed 2013-16
	Kristen O'Haver 2009
	Alli Eckman 2005-07
	Elie Anderson 2004
	Brook Bowman 2002-04
	Tiffany Kruse 1997-2001

#8	Erin Rethlake 2015-Pres.
	Katie Henderson 2013
	Ashleigh Gustafson 2009-12
	Samantha Allen 2006-08
	Amber Janneck 2004-05
	Michelle Hall 2003
	Meghan Cooper 2002
	Tracie Potts 1999-2000
	Monique Lovell 2001
	Leslie Kwiatkowski 1998
	Suzanne Kopulos 1997

#9	Lauren Johnson 2018-Pres.
	Breanne Ray 2014-2017
	Alice O'Brien 2010-13
	Savannah Mitcham 2004
	Jamie Dardis 2000-02
	Liz Love 1999
	Kolleen Fitzgerald 1997

#10	Christian Stokes 2013-16
-----	--------------------------------

Meagan Aull 2008-2011
Ashley Fertic 2004-07
Leslie Floyd 2002
Sarah Snider 1997-2000

#11	Abbey Cheek 2016-Pres.
	Krystal Smith 2011-14
	Rachel Riley 2009-10
	Becky Bishop 2007-08
	Ali Ray 2006
	Callie Kovacs 2004-05
	Becky Abner 2003
	Jennifer Howland 1999-2002
	Andrea Goepfrich 1997

#12	Megan Yocke 2008-2011
	Lydia Pierce 2006
	Rachel Friberg 2001-04
	Sandi Dengler 1999-2000
	Amy Anderson 1998
	Brooke Tilley 1997

#13	Mallory Peyton 2018-Pres.
	Griffin Joiner 2012-15
	Destinee Mordecai 2007-10
	Susan Moore 1997-98

#14	Brittany Cervantes 2009-12
	Emily Marks 2004-05
	Lyndsey Angus 2000-03
	Susan Messmer 1999
	Crystal Grace 1997-98

#15	Kara Dill 2010-13
	Brooke Marnitz 2006-07
	Jessica Nance 2002-05
	Joy Sutton 2001
	Bethany Foster 1999
	Lindsay Houser 1997-98

#16	Aubrey Lamar 2011-12
	Elizabeth Fadde 2006-07

#17	Bethany Todd 2018-Pres.
	Annie Rowlands 2008-2011
	Kristen Cochran 2005

#18	Amanda Allen 2012
	Molly Johnson 2007-10
	Gretchen Prugh 2004
	Kathleen Biondi 2003
	Julie Castelli 2002
	Leslie Kwiatkowski 1998-2001
	Melissa Leto 1997-98

#19	Kelsee Henson 2016-Pres.
	Lauren Cumbess 2011-14
	Allie Jest 2009
	Meghan Cooper 2003-06
	Morgan Marr 2000-02
	Bethany Wiegand 1999
	Courtney Woodrow 1997

#21	Hannah Huffman 2016-Pres.
	Emily Jolly 2011-14
	Jessica Adkins 2009-10
	Megan Jolly 2007-08
	Megan Glenn 2003-06
	Sandi Dengler 2001-02
	Michelle Buccì 1997-2000

#22	Kierston Moore 2017-Pres.
-----	--

Samantha DeMartine 2008-2011
Katie Campbell 2004-07
Ingrid Lochelt 2003
Whitney Glass 1999

#23	Katie Reed 2016-Pres.
	Jessica Rose 2010
	Jenny Sibert 2004
	Amanda Brown 2002
	Shanna Martini 1999
	Meredith Sales 1997

#24	Madison Kearschner 2016-2017
	Kara Howard 2012-15

#25	Brooklin Hinz 2015-Pres.
	Erika Silence 2009-12
	Samantha Allen 2005

#26	Stephanie Martino 2014-16
	Ellen Weaver 2011-13
	Ashley Dimkich 2005-08

#27	Emily Gaines 2011-14
-----	----------------------------

#28	Ashley Ruiz 2017-Pres.
	Jennifer Young 2007-10
	Lori Melchi 2003-06
	Beth Fogle 1999-2002
	Jackie Elston 1998

#29	Amy Kendall 2003-06
	Keary Camunas 1997-2000

#30	Larissa Spellman 2017-Pres.
	Ginny Carroll 2013-14

#32	Lindsay Brogdon 2006-08
	Kristi Warneke 2005

#33	Alex Martens 2017-Pres.
	Kelsey Nunley 2013-16
	Crystalie Wolfe 2003-04
	Colleen Boddy 1999-2000
	Lori Horner 1997-98

#42	Brynlee Bigelow 2017
	Ansley Smith 2013-16

#43	Darlington Richardson 2013-15
-----	-------------------------------------

#44	Rachael Metzger 2015-Pres.
	Sarah Frazer 2011-14

#77	Nikki Sagermann 2013-16
-----	-------------------------------

#88	Kaila Johnson 2017-Pres.
-----	---------------------------------------



2018 KENTUCKY SOFTBALL SCHEDULE

2.10	AT NEW MEXICO STATE	LAS CRUCES, N.M.	6/8 PM	3.23	AT AUBURN	AUBURN, ALA.	7 PM
2.11	AT NEW MEXICO STATE	LAS CRUCES, N.M.	4 PM	3.24	AT AUBURN	AUBURN, ALA.	8 PM
2.15	AT SAN DIEGO STATE	SAN DIEGO, CALIF.	9 PM	3.25	AT AUBURN	AUBURN, ALA.	3 PM
2.16	VS CAL STATE FULLERTON ¹	SAN DIEGO, CALIF.	2:30 PM	3.28	AT OHIO STATE	COLUMBUS, OHIO	6 PM
	VS ILLINOIS-CHICAGO ¹	SAN DIEGO, CALIF.	5 PM	3.30 ALABAMA	LEXINGTON	6 PM	
2.17	VS NORTH DAKOTA STATE ¹	SAN DIEGO, CALIF.	7:30 PM	3.31 ALABAMA	LEXINGTON	5 PM	
	VS CAL STATE FULLERTON ¹	SAN DIEGO, CALIF.	10 PM	4.1 ALABAMA	LEXINGTON	1 PM	
2.23	VS MINNESOTA ²	ORLANDO, FLA.	3 PM	4.3	AT EASTERN KENTUCKY	RICHMOND, KY.	6 PM
	VS DUKE ²	ORLANDO, FLA.	5:45 PM	4.4 LOUISVILLE	LEXINGTON	7 PM	
2.24	VS BRADLEY ²	ORLANDO, FLA.	3 PM	4.6 MIDDLE TENNESSEE	LEXINGTON	6 PM	
	VS HARVARD ²	ORLANDO, FLA.	5:30 PM	4.7 MIDDLE TENNESSEE	LEXINGTON	2 PM	
2.25	VS PURDUE ²	ORLANDO, FLA.	9 AM	4.10 EASTERN KENTUCKY	LEXINGTON	6 PM	
3.1 DAYTON	LEXINGTON	4 PM		4.13	AT TEXAS A&M	COLLEGE STATION, TEXAS	5:30 PM
3.3 OHIO³	LEXINGTON	1:30 PM		4.14	AT TEXAS A&M	COLLEGE STATION, TEXAS	3 PM
SOUTHEAST MISSOURI³	LEXINGTON	4 PM		4.15	AT TEXAS A&M	COLLEGE STATION, TEXAS	3 PM
3.4 SOUTHEAST MISSOURI³	LEXINGTON	12:30 PM		4.18	AT WESTERN KENTUCKY	BOWLING GREEN, KY.	7 PM
OHIO³	LEXINGTON	3 PM		4.20 GEORGIA	LEXINGTON	6 PM	
3.6 SIU EDWARDSVILLE	LEXINGTON	4 PM		4.21 GEORGIA	LEXINGTON	2 PM	
3.9	AT FLORIDA	GAINESVILLE, FLA.	6 PM	4.22 GEORGIA	LEXINGTON	1 PM	
3.10	AT FLORIDA	GAINESVILLE, FLA.	6 PM	4.24 NORTHERN KENTUCKY	LEXINGTON	6 PM	
3.11	AT FLORIDA	GAINESVILLE, FLA.	NOON	4.27	AT TENNESSEE	KNOXVILLE, TENN.	6 PM
3.14 INDIANA	LEXINGTON	7 PM		4.28	AT TENNESSEE	KNOXVILLE, TENN.	2 PM
3.17 LSU	LEXINGTON	NOON		4.29	AT TENNESSEE	KNOXVILLE, TENN.	1:30 PM
3.18 LSU	LEXINGTON	4:30 PM		5.4 SOUTH CAROLINA	LEXINGTON	7 PM	
3.19 LSU	LEXINGTON	7 PM		5.5 SOUTH CAROLINA	LEXINGTON	2 PM	
3.21	AT MOREHEAD STATE	MOREHEAD, KY.	3 PM	5.6 SOUTH CAROLINA	LEXINGTON	1 PM	
				5.9-12	AT SEC TOURNAMENT	COLUMBIA, MO.	

1 - Denotes Campbell/Cartier Classic
2 - Denotes Disney Citrus Classic
3 - Denotes John Cropp Classic
All Times Eastern and Subject to change



UKAthletics.com