

SOUTH CAROLINA WOMEN'S BASKETBALL 2017-18

Dir. of Communications/PR: Diana Koval | Office: 803.777.7977 | Cell: 314.369.6050 | Email: dkoval@mailbox.sc.edu | Twitter: @DianaKovalSID
 Website: www.GamecocksOnline.com | Twitter: @GamecockWBB | Instagram: @GamecockWBB | Facebook: @GamecockWBB | Snapchat: @GamecockWBB

Game 27 February 18, 2018 • Columbia, S.C. • Colonial Life Arena (18,000)

Schedule/Results

Nov. 3	Coker (Exh.)	W, 116-56
Nov. 10	Alabama State (SECN+)	W, 99-31
Nov. 13	at #15/13 Maryland (ESPN2)	W, 94-86
Nov. 16	at Clemson	W, 66-36
Nov. 19	Wofford (SECN+)	W, 94-60
<i>Gulf Coast Showcase (Estero, Fla.)</i>		
Nov. 24	vs. Rutgers	W, 78-68
Nov. 25	vs. St. John's	W, 76-58
Nov. 26	vs. #6/6 Notre Dame	L, 85-92

Nov. 30	Western Carolina (SECN+)	W, 101-43
Dec. 3	#14/16 Duke (SECN)	W, 72-52
Dec. 5	CofC (SECN+)	W, 69-43
Dec. 17	Savannah State (SECN+)	W, 99-38
Dec. 21	at Temple	W, 87-60
Dec. 31	#22/21 Texas A&M* (SECN)	W, 61-59
Jan. 4	at Ole Miss* (SECN+)	W, 88-62
Jan. 7	at #15/15 Missouri* (ESPN2)	L, 74-83
Jan. 11	Auburn* (SECN+)	W, 71-63
Jan. 14	#6/6 Tennessee* (ESPN2)	L, 70-86
Jan. 18	at Vanderbilt* (SECN+)	W, 95-82
Jan. 21	at Kentucky* (ESPN2)	W, 81-64
Jan. 25	Arkansas* (SECN)	W, 90-42
Jan. 28	#11/11 Missouri* (ESPN2)	W, 64-54
Feb. 1	#1/1 UConn (ESPN)	L, 58-83
Feb. 5	at #2/2 Mississippi St.* (ESPN2)	L, 53-67
Feb. 8	at Alabama* (SECN)	W, 79-66
Feb. 11	Florida* (SECN)	W, 64-57
Feb. 15	at #20/19 Georgia* (SECN+)	W, 77-65
Feb. 18	Kentucky* (SECN)	3 p.m.
Feb. 22	LSU* (SECN)	6:30 p.m.
Feb. 25	at Tennessee* (ESPN2)	4 p.m.

SEC Tournament (Nashville, Tenn.)

Feb. 28	First Round (SECN)
Mar. 1	Second Round (SECN)
Mar. 2	Quarterfinals (SECN)
Mar. 3	Semifinals (ESPN2)
Mar. 4	Final (ESPN2)

All Times Listed as Eastern and are subject to change
 * indicates SEC Game
 Television outlet listed in parentheses – SECN is SEC Network; SECN+ is SEC Network online via WatchESPN

“We Are”

Each season South Carolina head coach Dawn Staley chooses a theme for her team and its legion of fans to rally around. This season's theme of “We Are” is one that embraces the connection between her team and its fans.
 The Gamecocks will employ various “We Are” statements to highlight some of their core traits throughout the season. They also invite fans to share their “We Are” statements to further illustrate how much the team is a reflection of its fans.

South Carolina Gamecocks 21-5, 10-3 SEC



Ranking: 8/8 (AP/Coaches)
Head Coach: Dawn Staley
Record at SC: 242-85 (10th)
Career Record: 414-165 (18th)
Top Scorer: A'ja Wilson (22.5)
Top Reb.: A'ja Wilson (11.6)



Kentucky Wildcats 13-14, 5-8 SEC

Ranking: -/
Coach: Matthew Mitchell
Record at UK: 254-114 (11th)
Career Record: 284-143 (13th)
Top Scorer: Maci Morris (16.2)
Top Reb.: Alyssa Rice (6.3)

Game Information

Tickets: \$9 adults, \$5 youth
Doors Open: 1:30 p.m.
Radio: 107.5 The Game (Brad Muller)
Broadcast: SEC Network (Pam Ward, ppx; Gail Goestenkors, analyst)
Live Stats: Gamecocks.StatBroadcast.com

Series History

South Carolina Record	29-33	Last Five	Result	Location
In Columbia	18-9	1/21/18	W, 81-64	Lexington
In Lexington	9-20	3/4/17	W, 89-77	Greenville, S.C.
At Neutral Site	2-4	2/26/17	W, 95-87	Columbia
Staley Era	12-9	2/2/17	W, 75-63	Lexington
Current Streak	Won 6	3/5/16	W, 93-63	Jacksonville, Fla.












Game Notables

- Today's game matches up two of the three active SEC coaches who have recorded at least 100 regular-season league victories in Kentucky's Matthew Mitchell (107) and South Carolina's Dawn Staley (107). The two leaders, in their 11th and 10th seasons, respectively, are among just eight coaches all-time have amassed at least 100 SEC regular-season victories at one school.
- As national player of the year candidate A'ja Wilson closes in on the program's all-time scoring record (84 points away), it should be noted that she is just the 13th player since the NCAA began tracking stats (1981-82) to record 2,000 points and 1,000 rebounds while playing her entire career in the SEC. The senior forward is also nearing the 1,000-point mark in SEC regular-season games only.
- Starting guards Tyasha Harris and Bianca Jackson have stepped up their offensive contributions and efficiency in the last five games as both average double figures and are shooting over 40.0 percent from 3-point range. Harris has been the most consistent, averaging 13.2 points over the stretch, including at least 15 points in each of the last three outings, during which she shot 7-of-12 from 3-point range. Jackson has been in double figures three of the last five games to average 10.2 points in that time, including 8-of-19 3-point shooting and a 20-point outing against #1/1 UConn.

Tale of the Tape

Overall	South Carolina			Kentucky			
	SEC Rank	SEC Only	SEC Rank	SEC Only	SEC Rank	SEC Rank	
78.7	3rd	74.4	3rd	64.4	T-10th	68.3	8th
61.5	6th	65.4	T-5th	65.4	T-5th	63.7	8th
.477	1st	.456	4th	.418	8th	.422	9th
.370	3rd	.403	4th	.412	6th	.399	7th
.343	6th	.352	4th	.343	5th	.363	4th
4.9	10th	4.9	T-8th	5.4	7th	6.1	7th
.343	13th	.338	10th	.338	11th	.330	11th
.682	9th	.690	12th	.782	3rd	.728	4th
15.5		15.6		11.3		11.8	
+7.1	4th	+4.6	4th	-3.7	10th	+2.1	8th
15.0	5th	13.0	8th	11.9	10th	13.4	9th
+1.9	6th	-0.4	9th	+1.9	5th	+1.9	7th
7.9	7th	6.0	9th	7.9	6th	7.0	9th
6.5	1st	6.2	2nd	2.5	12th	3.4	10th

2017-18 South Carolina Media Roster

0		Victoria Patrick 5-8 • So. • Guard • Orlando, Fla.	PPG 2.0 RPG 0.5 APG 0.5 FG% .200 FT% .500	LAST 5: 0.4 ppg, 0.2 rpg, 5.0 mpg NOTABLE: Solid shooting guard eager to get more minutes this season ... 5 games of 20+ minutes ... starting to be more consistent on the defensive end ... showed great form at Ole Miss with career-high 11 points.	Career Highs Pts: 11 at Ole Miss, 1/4/18 Reb: 2, 7x, at Kentucky, 1/21/18 Ast: 2, 3x at Kentucky, 1/21/18 Stl: 2 vs. Saint Peter's, 11/22/16
4		Doniyah Clincy 6-0 • Jr. • Guard • Newark, N.J. <i>dawn-YAY CLY-nee</i>	PPG 7.8 RPG 3.3 APG 2.1 FG% .419 FT% .714	LAST 5: 6.8 ppg, 4.2 rpg, 81.8 FT% NOTABLE: Athletic guard, good size ... steady development, stat stuffer who can contribute in many ways ... 9 double-figure scoring games this season, including 2 of last 4 ... 11 games of 3 or more assists.	Career Highs Pts: 16 vs. Texas A&M, 12/31/17 Reb: 9 vs. Clemson, 12/15/16 Ast: 6, 2x, vs. Kentucky, 2/2/17 Stl: 5 vs. Ala. St., 11/10/17
10		Bianca Jackson 5-10 • Fr. • Guard • Montgomery, Ala.	PPG 7.2 RPG 3.5 APG 1.9 FG% .396 FT% .757	LAST 5: 10.2 ppg, 4.0 rpg, 42.1 3FG% NOTABLE: Dangerous on both ends of the floor ... 15 starts ... most minutes among SC freshmen (28.8/gm) ... double figures in 4 of last 7 games, including 20 pts. vs. #1 UConn ... named ASWA 5A Miss Basketball (2017).	Career Highs Pts: 20 vs. UConn, 2/1/18 Reb: 10 vs. CoFC, 12/5/17 Ast: 7 at Clemson, 11/16/17 Stl: 3 vs. Savannah St., 12/17/17
11		Lindsey Spann 5-6 • R-Sr. • Guard • Laurel, Md.	PPG 10.3 RPG 1.2 APG 1.5 FG% .462 FT% .727	LAST 5: 2 gms - 4.5 ppg, 1.5 rpg NOTABLE: Will miss the rest of the season with a knee injury ... played in 15 games, starting 11 ... took the right shots and hit 45.2% from 3-pt range ... five 15+ point games.	Career Highs Pts: 31 vs. Saint Peter's, 11/13/16* Reb: 9, 2x, vs. Marshall, 12/3/16* Ast: 8, 2x, vs. Wofford, 11/19/17 Stl: 2 vs. Alabama, 2/8/18 * indicates while at Penn State
21		Mikiah Herbert Harrigan 6-2 • So. • For. • Pembroke Pines, Fla. <i>muh-KEE-uh</i>	PPG 6.45 RPG 3.2 BPG 1.1 FG% .474 FT% .729	LAST 5: 3.6 ppg, 3.2 rpg, 1.6 bpg NOTABLE: Versatile forward with skill on both ends ... good mid-range game to free up drives ... 9th in SEC with 1.1 bpg ... 5 games of 10+ points ... protected rim vs. #2 MSU with 4 1st-half blks.	Career Highs Pts: 21 vs. Savannah St., 12/17/17 Reb: 10 vs. Georgia, 3/3/17 Blk: 4, 3x, vs. Miss. St., 2/5/18 Stl: 2, 4x, at Missouri, 1/7/18
22		A'ja Wilson 6-5 • Sr. • Forward • Hopkins, S.C. <i>A-zhub</i>	PPG 22.5 RPG 11.6 BPG 3.5 FG% .549 FT% .688	LAST 5: 20.0 ppg, 13.2 rpg, 3.4 bpg NOTABLE: Team captain ... 2nd SC player ever with career 2000 pts/1000 rebs ... 8th in nation ppg, 12th rpg, 3rd bpg, 5th dbl-dbls (16) ... Lisa Leslie Award, Wooden, Wade and Naismith Watch Lists ... US Nat'l Team Pool.	Career Highs Pts: 34 vs. Notre Dame, 11/26/17 Reb: 19, 2x, vs. Stanford, 3/31/17 Blk: 8, 3x, vs. Temple, 12/21/17 Stl: 5 vs. Vanderbilt, 2/16/17
23		LaDazia Williams 6-2 • Fr. • Forward • Bradenton, Fla. <i>lah-DAY-zhub</i>	PPG 1.3 RPG 1.3 BPG 0.3 FG% .346 FT% .313	LAST 5: 3 gms - 0.3 bpg, 4.0 mpg NOTABLE: Can face up or score on the block ... still finding footing at this level ... played in 20 games, 6.4 mpg ... best game vs. Western Carolina ... top-50 recruit in Class of 2017 ... FABC 8A Player of the Year (2017).	Career Highs Pts: 11 vs. W. Carolina, 11/30/17 Reb: 8 vs. W. Carolina, 11/30/17 Blk: 2 vs. Alabama St., 11/10/17 Stl: 1 vs. W. Carolina, 11/30/17
24		LeLe Grissett 6-0 • Fr. • Forward • Durham, N.C. <i>LEE-lee grih-SET</i>	PPG 4.5 RPG 3.7 BPG 0.2 FG% .462 FT% .525	LAST 5: 2.6 ppg, 3.8 rpg, 62.5 FT% NOTABLE: Lithe, versatile athlete with speed, quickness and leaping ability ... looking for more offensive consistency ... 4 gms of ≥10 pts ... vs. Vandy, netted career-best 22 points on 11-of-12 shooting.	Career Highs Pts: 22 at Vandy, 1/18/18 Reb: 9, 2x, at Vandy, 1/18/18 Ast: 3, 2x, vs. Sav. St., 12/17/17 Stl: 4 vs. Alabama St., 11/10/17
35		Alexis Jennings 6-2 • R-Jr. • Forward • Madison, Ala.	PPG 12.0 RPG 6.9 BPG 1.0 FG% .605 FT% .719	LAST 5: 7.6 ppg, 4.6 rpg, 0.8 bpg, 76.9 FT% NOTABLE: Strong, physical presence inside ... creates great target for entry passes and seals lane well ... top-20 in SEC in FG% (4th), blocks (13th) and rebounds (16th) ... 5 dbl-dbls, including 2 vs. ranked foes.	Career Highs Pts: 28 vs. Morehead St., 11/18/15* Reb: 13, 3x, at Vandy, 1/18/18 Blk: 6 vs. Oklahoma, 3/21/16* Stl: 3, 3x, at Ole Miss, 1/4/18 * indicates while at Kentucky
52		Tyasha Harris 5-10 • So. • Guard • Noblesville, Ind. <i>ty-A-shub</i>	PPG 11.9 RPG 3.2 APG 6.3 FG% .454 FT% .747	LAST 5: 13.2 ppg, 4.6 apg, 53.8 3FG% NOTABLE: Team captain ... 1st in SEC/19th in nation in assists, 3rd in SEC steals ... 6 dbl-dbls ... in SEC play, 14.2 ppg, 6.5 apg, 3.4 rpg, 1.7 spg, 39.5 3FG% ... Preseason Second-Team All-SEC.	Career Highs Pts: 28 vs. Tennessee, 1/14/18 Reb: 13 vs. Arkansas, 1/25/18 Ast: 13 at Kentucky, 1/21/18 Stl: 6, 2x, vs. Sav. St., 12/17/17
HC		Dawn Staley 10th Season at South Carolina 18th Season Overall	at SC 242-85 Total 414-165	At SC: Has led Gamecocks to the 2017 NCAA National Championship, four straight SEC regular-season titles, three consecutive SEC Tournament crowns and played in five of the last six NCAA Sweet 16s. Career: Has amassed eight 25-win seasons, a total of 14 postseason appearances, six conference regular-season titles and seven conference tournament crowns ... U.S. National Team head coach (2017-20).	

Starter Reserve

Based on most recent game

Quick Facts

The University

Location: Columbia, S.C.

Founded: 1801

Enrollment: 34,099

Colors: Garnet (PMS 202C) and Black

Nickname: Gamecocks

Conference: Southeastern

President: Dr. Harris Pastides

Athletics Director: Ray Tanner

Facility: Colonial Life Arena (18,000)

Coaching Staff

Head Coach: Dawn Staley

Alma Mater: Virginia, 1992

Overall Record: 414-165 (18th season)

School Record: 242-85 (10th season)

Assoc. Head Coach (Alma Mater):

Lisa Boyer (Ithaca, 1979)

Assistant Coaches (Alma Mater):

Fred Chmiel (Excelsior, 2001)

Jollette Law (Iowa, 1990)

Team Information

2016-17 Record: 33-4

Home: 15-1 Away: 10-3 Neutral: 8-0

SEC Record (Finish): 14-2 (1st)

Home: 7-1 Away: 7-1

Letterwinners Returning/Lost: 6/5

Starters Returning/Lost: 2/3

Program History

First Year of Women's Basketball: 1974-75

All-Time Record: 823-513 (44th season)

All-Time SEC Record: 171-63 (27th season)

NCAA Appearances (Last): 14 (2017)

NCAA Tournament Record: 25-13

2017 NCAA Result: National Champion, W, 67-55,

vs. Mississippi State, Dallas, Texas

WNIT Appearances (Last): 4 (2011)

WNIT Record: 3-4

Media Relations

Women's Basketball Contact: Diana Koval

Office: 803.777.7977

Cell: 314.369.6050

Email: dkoval@mailbox.sc.edu

Press Row Phone: 803.777.6182

Athletics Department on the Web

Website: GamecocksOnline.com

Twitter: @GamecocksOnline

Instagram: @GamecocksOnline

Facebook: Facebook.com/GamecocksOnline

YouTube: YouTube.com/GamecocksOnline

Women's Basketball on Social Media

Twitter: @GamecockWBB

Instagram: @GamecockWBB

Facebook: @GamecockWBB

SnapChat: @GamecockWBB

Head Coach on Social Media

Twitter: @DawnStaley

Instagram: @Staley05

Current Streaks

	Total	Home	Road	Neut.
Overall	W3	W1	W2	L1
SEC	W3	W3	W2	—
Non-Conference	L1	L1	W3	L1
Ranked Teams	W1	L1	W1	L1

By the Numbers

- Average national ranking of the teams that have defeated South Carolina this season – #6 Notre Dame (Nov. 26), at #15 Missouri (Jan. 7), #6 Tennessee (Jan. 14), #1 UConn (Feb. 1) and at #2 Mississippi State
- Consecutive seasons in which South Carolina has recorded double-digit SEC wins
- Of their 26 games in which the Gamecocks have assisted on at least 50.0 percent of their field goals – winning 16 of those games
- Points needed by A'ja Wilson to record 1,000 in SEC regular-season games

Kentucky Series Notes

Kentucky leads the series 33-29, but the Gamecocks have won the last seven and 10 of the last 12 contests. South Carolina is 13-9 against Kentucky in the Dawn Staley era.

In this season's earlier meeting in Lexington, the Gamecocks saw the return of A'ja Wilson after missing two games with an ankle injury, and she celebrated with 26 points, eight rebounds, four blocks and three steals. The Gamecocks opened the game cold from the field, hitting just 4-of-16 in the first quarter, but went on to hit 28-of-37 (.757) over the rest of the game. A 21-8 second quarter that saw Wilson and Alexis Jennings go a combined 6-of-8 from the field established what proved to be an insurmountable lead.

Carolina's results vs. Kentucky since the arrival of head coach Dawn Staley:

Date	W/L	Score	Site	Rank (SC/UK)
1/21/18	W	81-64	A	10/-
3/4/17	W	89-77	N	5/20
2/26/17	W	95-87	H	7/22
2/2/17	W	75-63	A	4/25
3/5/16	W	93-63	N	3/13
2/4/16	W	78-68	H	2/18
1/14/16	W	73-62	A	2/9
3/1/15	L	56-67	A	2/13
1/11/15	W	68-60	H	1/10
3/8/14	L	58-68	N	5/12
2/20/14	W	81-58	A	4/15
1/9/14	W	68-59	H	10/9
2/14/13	L	74-78	A	16/9
1/24/13	W	55-50	H	18/5
2/23/12	L	50-53	A	-/13
1/15/12	L	58-66	H	24/9
2/10/11	W	66-61	H	-/15

Gamecocks in the Rankings

(Through games of 2/15)

Team	SEC	NCAA	Actual
Scoring Offense	3	25	78.7
Scoring Defense	6	99	61.5
Scoring Margin	2	17	+17.1
Field Goal Percentage	1	11	.477
Field Goal %age Def.	3	39	.370
3-Point FG %age	6	76	.343
3-Point FG %age Def.	13	310	.343
3-Point FG Made/Gm.	10	256	4.9
Free Throw Percentage	9	221	.682
Rebounding Offense	4	59	40.6
Rebounding Defense	4	—	33.5
Rebounding Margin	4	32	+7.1
Assists Per Game	5	90	15.0
Steals Per Game	7	157	7.9
Turnover Margin	6	106	+1.9
Turnovers Per Game	—	26	12.7
Assist-to-Turnover Ratio	2	37	1.2
Blocked Shots Per Game	1	6	6.5
Home Attendance Avg.	1	1	13,555

1/13/11	L	48-66	A	-/19
2/21/10	L	50-71	A	-/16
1/14/10	W	79-71	H	-/-
3/1/09	L	53-70	H	-/-
2/5/09	L	47-61	A	-/-

Holding Home Court

The Gamecocks are 433-157 all-time on their home court, including a 190-63 mark in Colonial Life Arena. South Carolina is 126-29 at home during the Dawn Staley era and has lost just four times in its last 80 home games, including undefeated home seasons in 2013-14 and 2014-15. The Gamecocks have won 38 of their last 40 SEC regular-season home games dating back to the 2012-13 season.

Ranked Readings

With a 5-5 mark this season, South Carolina is 55-50 against nationally ranked opponents under head coach Dawn Staley, although that record is skewed by the early seasons of her tenure as the Gamecocks are 40-11 versus ranked foes since the start of the 2014-15 campaign. South Carolina is 17-8 against top-10 opponents during that time.

Senior forward A'ja Wilson leads the Gamecocks against ranked foes, averaging 21.0 points and 12.7 rebounds. Sophomore Tyasha Harris' offense has been especially potent against the nation's best teams as she is second on the team with 13.8 points per game while still averaging 5.6 assists. All three of her 20-point games have come against ranked teams, including her season-high 28 against #6/6 Tennessee (Jan. 14).

SEC Stories

Head coach Dawn Staley has built the Gamecocks into a consistent SEC contender with four straight regular-season titles, shirking decades of difficulty in the nation's best women's basketball conference.

In her 10th SEC season at the helm, Staley boasts a 107-48 (.690) conference regular-season record and has finished outside the league's top five just twice – an unprecedented achievement for a program that had finished INSIDE the top five only two times in the previous 17 seasons. Staley's 107 wins include now seven seasons of double-digit league victories – 10 in 2012; 11 in 2013; 14 in 2014; 15 in 2015; 16 in 2016; 14 in 2017; and 10 in 2018 – and account for 62.5 percent of the program's all-time 171 league wins.

Staley's SEC regular-season record includes a 57-20 (.740) mark at home and a 50-28 (.641) slate on the road.

Tyasha Harris	SEC	NCAA	Actual
Points Per Game	27	—	11.9
Assists Per Game	1	19	6.3
Steals Per Game	3	84	2.3
Assist-to-TO Ratio	2	15	2.8

M. Herbert Harrigan	SEC	NCAA	Actual
Blocked Shots Per Game	9	204	1.1

Alexis Jennings	SEC	NCAA	Actual
Points Per Game	25	—	12.0
Rebounds Per Game	16	—	6.9
Field Goal Percentage	4	—	.605

A'ja Wilson	SEC	NCAA	Actual
Points Per Game	1	8	22.5
Rebounds Per Game	3	12	11.6
Field Goal Percentage	8	36	.549
Blocked Shots Per Game	1	3	3.5
Off. Rebounds Per Game	5	—	3.5
Double-Doubles	2	5	18.0



A'JA WILSON

6-5 • Senior • F • Hopkins, S.C.

Career averages » 16.9 PPG, 8.4 RPG, 2.7 BPG

HONOR ROLL

- USA Basketball National Team Pool
- Lisa Leslie Award Midseason Watch List
- Wooden, Wade and Naismith Late Season Lists
- Preseason National Player of the Year (espnW)
- 2x Consensus First-Team All-American and National Player of the Year Finalist
- 2x SEC Player of the Year and 3x First-Team All-SEC
- 2017 NCAA Final Four MOP; SEC Tourn. MVP

BY THE NUMBERS

- 1 »** player who ranks among nation's top 30 in scoring, rebounding and blocked shot average
- 2nd »** Gamecock all-time with 2,000 pts and 1,000 rebs
- 12 »** games of at least 25 points this season
- 13th »** player in SEC history to record 2,000 points and 1,000 rebounds, first since 2009
- 16 »** career outings with at least five blocks
- 17.3 »** points per game against ranked foes (career)
- 40 »** career 20-point games
- 66 »** games as the team's top scorer (career)
- 113 »** double-figure outings in 129 career games
- 343 »** career blocked shots (school record)

WHAT THEY'RE SAYING

"She's so mobile, and she's long enough to get to places. Even if you're in great defensive position, she can still get to places. It makes it easy for her to get shots. We had to double her a lot, and that's a sign of respect from most coaches if they have to double you. You look at all the things she's done for her team. I would say she's grown a lot." - *UConn Head Coach Geno Auriemma*

"I see a tremendous player who has developed into somebody who is really special. She's reading the defense a lot quicker. She's very complete. I don't think there's another player in the country like her from a collegiate or pro standpoint. Her ability to dribble the basketball, consistently make outside shots, rebound the basketball on both sides of the court." - *Dawn Staley, South Carolina Head Coach*

More at
AjaWilson22.com

Staley Staying Power

South Carolina head coach Dawn Staley is in her 10th season at the helm after guiding the Gamecocks into the postseason seven times in her first nine seasons in Columbia, including the 2017 National Championship and five other Sweet 16 berths.

With a .715 (414-165) winning percentage over her 18 seasons as a head coach, Staley is 24th among active NCAA Div. I head coaches with at least 10 years of experience and is the best among SEC head coaches.

Staley is the third-longest tenured coach currently in the SEC, and her 10.8 league wins per season is best among the group. During the Gamecocks' quadrennial of dominance (SEC regular-season champions 2014-17), the program won 14.8 conference games per season.

With her 100th SEC regular-season victory coming against Auburn on Jan. 11, 2018, Staley became the eighth head coach all-time to record at least 100 such wins with one school.

Rankings Review

South Carolina is ranked eighth in this week's Associated Press Poll, making it the 107th consecutive entry for the Gamecocks in the poll – the fifth-longest active streak in the nation.

The Gamecocks have spent 83 straight weeks in the nation's top 10 and are one of just three teams to have stayed among the nation's top 10 every week since the start of the 2014-15 season. In the 72 polls since the start of the 2014-15 season, South Carolina has spent 59 in the top five, trailing UConn's 71 and Notre Dame's 59 such weeks.

Tough Road Ahead

South Carolina's 2017-18 schedule includes 11 games against teams ranked in this week's Associated Press and/or USA Today Coaches Poll. Just one of those games – at #11/11 Tennessee (Feb. 25) – remain for the Gamecocks, who went 5-5 in the first 10 outings.

Missing Persons Report

Beginning the season with a roster that returned just two starters and two other significant contributors to last season's national championship, South Carolina has played through a series of injuries to some of its primary players. Excluding senior guard Bianca Cuevas-Moore, who is out of the season, at least one Gamecock was out of the lineup with injury in 12 of the South Carolina's first 24 games. Leading scorer A'ja Wilson accounted for two of those 12 games with her ankle injury. Before she was deemed out for the season on Feb. 11, primary outside shooter Lindsey Spann missed a combined nine

games with separate knee injuries. Mikiah Herbert Harrigan missed three January games with a bone bruise.

In fact, the Gamecocks have had their full complement of players available in just five of their 10 games against nationally ranked opponents.

RPI Rating

The SEC is once again among the best women's basketball conferences in the nation, leading the nation with seven teams among the top 30 in RPI, including South Carolina at 15. Six of the seven are also ranked in both the AP and USA Today Coaches Poll this week.

Mississippi State has the top RPI in the league in third with Tennessee coming in 10th. Missouri (16), Texas A&M (17), LSU (27) and Georgia (28) are also in the RPI top 30.

Buckets, Boards and Blocks

Few players in the country are as versatile as South Carolina senior forward A'ja Wilson. Averaging 22.6 points, 11.6 rebounds and 3.5 blocks, she ranks eighth, 12th and third in the nation in those categories, respectively, making her the only player in the nation's top 30 in all three of those categories.

Only eight players in the nation are among the top 50 in both scoring and rebounding with only Megan Gustafson, Iowa (24.8 ppg, 1st/12.8 rpg, 5th) out-ranking Wilson in both categories.

Reading defenses more quickly than before, Wilson has also responded to her head coach's challenge to expand her skill set, improving her ball-handling to allow her to rebound and immediately start the fast break and even run the offense from the point guard position at times and developing consistency on her outside shot, of which she has hit 5-of-11 from 3-point range. The growth in her game helps both the Gamecocks, as opponents will have a more difficult time locating her for double-teaming, and Wilson's preparedness for the next step in her basketball career.

Youth Movement

Despite the long-time dominance and presence of this season's senior class of A'ja Wilson and Bianca Cuevas-Moore, the Gamecocks are, in fact, an extremely young team. With Wilson and Cuevas-Moore, only Doniyah Clinicy had been in the program more than one season, and she averaged just 15.7 minutes over the first two seasons of her career.

With Cuevas-Moore out for the season and several others missing various games due to injury, South Carolina has relied heavily on its three-member

2017-18 Double-Doubles

Tyasha Harris (6)

11/30	Western Carolina	10 pts/10 assts
12/17	Savannah State	14 pts/12 assts
12/21	at Temple	13 pts/11 assts
1/7	at #15/15 Missouri	14 pts/10 assts
1/11	Auburn	12 pts/11 assts
1/21	at Kentucky	12 pts/13 rebs

Alexis Jennings (5)

11/13	at #15/13 Maryland	11 pts/13 rebs
12/3	#14/16 Duke	21 pts/10 rebs
12/17	Savannah State	10 pts/13 rebs
1/18	at Vanderbilt	27 pts/13 rebs
1/25	Arkansas	22 pts/10 rebs

A'ja Wilson (17)

11/10	Alabama State	16 pts/10 rebs
11/13	at #15/13 Maryland	32 pts/12 rebs
11/16	at Clemson	19 pts/11 rebs
11/19	Wofford	16 pts/13 rebs
11/24	vs. Rutgers	33 pts/10 rebs
11/24	vs. St. John's	17 pts/17 rebs
12/3	#14/16 Duke	18 pts/11 rebs
12/5	College of Charleston	26 pts/15 rebs
12/21	at Temple	28 pts/12 rebs
12/31	#22/21 Texas A&M	25 pts/15 rebs
1/4	at Ole Miss	25 pts/15 rebs
1/11	Auburn	19 pts/11 rebs
1/25	Arkansas	27 pts/13 rebs
1/28	#11/11 Missouri	15 pts/15 rebs
2/1	#1/1 UConn	14 pts/16 rebs
2/5	at #2/2 Mississippi St.	25 pts/14 rebs
2/11	Florida	22 pts/11 rebs
2/15	at #20/19 Georgia	18 pts/16 rebs

freshman class of LeLe Grissett, Bianca Jackson and LaDazhia Williams.

In SEC play alone, that trio has been on the court 18.0 minutes per game. That is the most time a Gamecock freshman class has played since 2012-13 freshmen Asia Dozier, Tiffany Mitchell and Khadijah Sessions played 19.4 minutes per SEC game.

In the Gamecocks' 27 seasons in the SEC, only eight freshman classes have logged more minutes than the current group. Three of those eight have come under Staley – 2009-10 (20.9 mpg), 2012-13 (19.4 mpg) and 2008-09 (20.9 mpg).

Record Book Watch

Career Points	Gms	Pts
1. Sheila Foster (1979-82)	134	2266
2. Shannon Johnson (1993-96)	109	2230
3. A'ja Wilson (2015-present)	129	2182
4. Brantley Southers (1982-86)	120	1982
5. Jocelyn Penn (1999-2003)	117	1939

Career 20-Point Games	Gms
1. Shannon Johnson (1993-96)	57
2. Brantley Southers (1982-86)	41
Sheila Foster (1979-82)	41
4. A'ja Wilson (2015-present)	40
5. Jocelyn Penn (1999-2003)	35

Career SEC Points	Gms	Pts
1. A'ja Wilson (2015-present)	57	964
2. Tiffany Mitchell (2013-16)	64	862
3. Shannon Johnson (1993-96)	44	836
4. Jocelyn Penn (1999-2003)	55	807

Career Rebounds	Gms	Rebs
1. Sheila Foster (1979-82)	134	1427
2. Alaina Coates (2014-17)	133	1230
3. A'ja Wilson (2015-present)	129	1083
4. Marsha Williams (1990-93)	116	1026
5. Aleighsa Welch (2012-15)	137	956

Career SEC Rebounds	Gms	Rebs
1. Alaina Coates (2014-17)	62	599
2. A'ja Wilson (2015-present)	57	507
3. Aleighsa Welch (2012-15)	62	430

Career Off. Rebs. (Since 1987-88)	Gms	OR
1. Aleighsa Welch (2012-15)	137	449
2. Marsha Williams (1990-93)	116	427
3. Alaina Coates (2014-17)	133	380
4. Annie Lester (1997-2000)	110	348
5. Jocelyn Penn (1999-03)	117	345
6. A'ja Wilson (2015-present)	129	344

Career Double-Doubles	Gms	DD
1. Sheila Foster (1979-82)	134	72
2. Alaina Coates (2014-17)	133	57
3. A'ja Wilson (2015-present)	129	48

Career Blocked Shots	Gms	Blks
1. A'ja Wilson (2015-present)	129	343
2. Alaina Coates (2014-17)	133	210
3. Lakesha Tolliver (2004-07)	112	177

Free Throws Made	Gms	FTM
1. A'ja Wilson (2015-present)	129	539
2. Shannon Johnson (1993-96)	109	478
3. Martha Parker (1986-89)	124	473

Free Throw Attempts	Gms	FTA
1. A'ja Wilson (2015-present)	129	767
2. Shannon Johnson (1993-96)	109	679
3. Martha Parker (1986-89)	124	641

Quarter Breakdown

Through 26 games this season, South Carolina has out-scored its opponent in all but 28 quarters and has out-paced its opponent by double digits 41 times in the 104 quarters, including a season-high differential of 22 points (27-5) in the first quarter against Alabama State (Nov. 10).

South Carolina has shot at least 50.0 percent from the field 49 times in its 104 quarters of action, led by a its 81.8 (9-of-11) percent accuracy in the third quarter at Kentucky (Jan. 21).

Defensively, South Carolina has held an opponent to single digits in a quarter 17 times this season with five of those quarters resulting in five or fewer points, including a program-record low of three points by Savannah State (Dec. 17) in the third quarter. An opponent has shot to 20.0 percent or less from the field in 16 quarters, including a program-record low of 5.6 percent by College of Charleston (Dec. 5) in the second quarter.

Individually, A'ja Wilson leads the Gamecocks with 12 double-digit scoring quarters and has the highest-scoring quarter this season with 18 points in the fourth against #6/6 Notre Dame (Nov. 26). Alexis Jennings and Tyasha Harris each have three double-digit quarters with Harris' 13 fourth-quarter points against Florida the most in SEC play. Bianca Jackson and Lindsey Spann each have one quarter of double-digit scoring.

Here's a more detailed look at the quarter-by-quarter production for the Gamecocks this season:

Qtr.	SC/Opp Avg. Pts	SC/Opp FG%	Avg. Pts. Margin
1	21.4/13.5	.507/.341	+7.8
2	17.3/13.7	.438/.337	+3.6
3	20.4/17.2	.495/.410	+3.3
4	19.5/17.1	.460/.391	+2.4

Heart of a Champion

Among A'ja Wilson's 24 games played this season are 11 in which the margin was under 10 in the fourth quarter – at #15/13 Maryland (Nov. 13), vs. Rutgers (Nov. 24), vs. #6/6 Notre Dame (Nov. 26), #22/21 Texas A&M (Dec. 31), at Ole Miss (Jan. 4), at #15/15 Missouri (Jan. 8), Auburn (Jan. 11), #11/1 Missouri (Jan. 28), at #2/2 Mississippi State (Feb. 5), Florida (Feb. 11) and at #20/19 Georgia (Feb. 15). In those games, fans saw the senior forward step up to show why she impacts the game more than any player in the nation.

In the fourth quarter of those 11 games, Wilson averaged 7.3 points on 54.5 percent shooting to go with 3.1 rebounding, 1.0 block and 0.9 assist averages.

A closer look at Wilson's numbers in the fourth quarters of those tight games:

Opp.	Margin	Pts	Rebs	Blks	Mins
at #15/13 Md. (W)	+19	6	5	2	10
vs. Rutgers (W)	+7	13	2	1	10
vs. #6/6 ND (L)	-11	18	1	1	10
#22/21 TX A&M (W)	-8	10	4	2	9
at Ole Miss (W)	+9	7	4	1	8
at Mizzou (L)	-9	4	0	0	5
Auburn (W)	+8	7	3	2	9
Mizzou (W)	+10	6	5	0	10
at #2/2 MSU (L)	+5	3	4	0	10
Florida (W)	+4	4	4	1	10
at #20/19 Georgia (W)	+9	2	2	1	2

As Texas A&M head coach Gary Blair said after the

Gamecocks rallied to defeat the Aggies, "Give Miss Wilson a little bit of credit for wanting the ball at the end ... You just saw the best player in the country."

Location, Location, Location

The Gamecock frontcourt simply reloaded this season, and South Carolina averages 39.4 points in the paint this season, making up 50.1 percent of its offense. In fact, 67.5 percent of the team's made field goals this season have come in the paint.

The Gamecocks are out-pacing their opponents in that space by 13.0 points per game, and their interior advantage has been at least 20 points six times, including twice with a season-high 48 – against Alabama State (Nov. 10) and Western Carolina (Nov. 30). Only six games have seen South Carolina out-scored in the paint this season – vs. #6/6 Notre Dame (Nov. 26) 58-42, at #15/15 Missouri (Jan. 7) 28-34, #6/6 Tennessee (Jan. 14) 36-44, #11/11 Missouri (Jan. 28) 18-26, #1/1 UConn (Feb. 1) 24-36 and at #20/19 Georgia 38-32 – with four of those yielding losses.

South Carolina's starting frontcourt – whatever the combination has been (Jennings/Wilson, Jennings/Herbert Harrigan or Jennings/Grissett) has accounted for 43.0 percent of the Gamecocks' scoring this season, averaging a combined 33.8 points per game.

Blocking Scheme

South Carolina ranks sixth in the nation with an SEC-best 6.5 blocked shots per game. While the Gamecocks have been atop this category over the last few seasons, the formula this season is slightly different.

Instead of being dominated by two Gamecocks, nine different members of the team have recorded at least one blocked shot this season with four logging double-digit blocks.

Senior forward A'ja Wilson ranks third in the nation with an SEC-best 3.5 blocks per game. She has six games of five or more blocks, including a season-high eight at Temple (Dec. 21) and her SEC-season high of seven against Arkansas (Jan. 25).

Behind Wilson, sophomore Mikiah Herbert Harrigan is ninth in the league at 1.1 blocks per game with junior Alexis Jennings in 13th at 1.0 per game.

They're Free, Take Two!

Built around an inside presence for the last three seasons, South Carolina retains its annual spot among the top teams in free throws made and attempted this season.

The Gamecocks are fourth in the nation in free throw attempts (591) and 11th in free throws made (403). The Gamecocks have attempted 25 or more free throws 11 times this season, including a season-high 35 at #20/19 Georgia (Feb. 15).

Senior forward A'ja Wilson leads the Gamecocks' parade to the charity stripe, ranking 12th in the nation in free throw attempts (186) and 21st in free throws made (128).

52 Pick Up

Preseason All-SEC Second-Team selection Tyasha Harris has heeded her head coach's challenge to expand her game now that "the novelty has worn off," and the sophomore has answered the challenge, picking up her contributions in all aspects of the game this season.

Team Specialty Stats

South Carolina-Opponent

	Pts. in Paint	Pts. Off TOs	2nd Chance Pts	Fast Break Pts
11/10 Ala. St.	56-8	46-9	28-8	27-6
11/13 at MD	38-28	16-9	19-13	16-5
11/16 at Clem.	32-14	21-5	11-1	4-2
11/19 Wofford	50-16	13-13	18-4	26-0
11/24 vs. RU	36-28	13-13	9-11	14-15
11/25 vs. SJU	36-24	13-11	2-8	4-4
11/26 vs. ND	42-58	13-20	13-19	10-8
11/30 WCU	66-18	33-2	18-4	20-12
12/3 Duke	54-32	19-9	17-8	10-8
12/5 CofC	42-12	23-14	11-6	17-7
12/17 Sav.St.	50-16	36-2	16-9	24-2
12/21 at TU	34-18	12-4	12-24	16-10
12/31 TAM	36-28	5-13	8-14	12-17
1/4 at Miss.	40-22	17-5	19-7	10-2
1/7 at Mizz.	28-34	18-11	7-10	8-5
1/11 Aub.	30-28	17-20	11-10	16-6
1/14 Tenn.	36-44	19-17	15-15	10-12
1/18 at Vandy	56-28	11-12	13-15	10-2
1/21 at Ky.	42-28	15-23	7-17	8-8
1/25 Ark.	44-28	15-9	28-9	6-9
1/28 Mizz.	18-26	21-6	9-7	2-8
2/1 UConn	24-36	3-23	17-18	6-16
2/5 at MSU	30-26	4-19	5-7	4-5
2/8 at Ala.	36-30	11-16	5-9	8-2
2/11 Fla.	36-18	15-15	9-6	12-4
2/15 at Ga.	32-38	16-9	18-8	7-12
2/18 Ky.				
2/22 LSU				
2/25 at Tenn.				
Season Avg.	39.4-26.4	17.1-11.9	13.3-10.3	11.8-7.2
SEC Avg.	35.7-29.1	14.2-13.5	11.8-10.3	8.7-7.1

Starters vs. Bench Points

	SC Starters	Opp. Starters	SC Bench	Opp. Bench
11/10 Ala. St.	63	15	36	16
11/13 at MD	85	67	9	19
11/16 at Clem.	47	14	19	22
11/19 Wofford	64	54	30	6
11/24 vs. RU	73	31	5	37
11/25 vs. SJU	60	46	16	12
11/26 vs. ND	75	73	10	19
11/30 WCU	74	21	27	22
12/3 Duke	57	44	15	8
12/5 CofC	53	30	16	13
12/17 Sav.St.	53	28	46	10
12/21 at TU	78	51	9	9
12/31 TAM	58	59	3	0
1/4 at Miss.	69	54	19	8
1/7 at Mizz.	46	66	28	17
1/11 Aub.	52	47	19	16
1/14 Tenn.	58	68	12	18
1/18 at Vandy	88	40	7	42
1/21 at Ky.	47	51	34	13
1/25 Ark.	77	27	13	15
1/28 Mizz.	54	45	10	9
2/1 UConn	47	79	11	4
2/5 at MSU	47	54	6	13
2/8 at Ala.	62	43	17	23
2/11 Fla.	61	57	3	0
2/15 at Ga.	72	47	5	18
2/18 Ky.				
2/22 LSU				
2/25 at Tenn.				
Season Avg.	62.3	46.6	16.3	15.0
SEC Avg.	60.8	50.6	13.5	14.8

2017-18 Scoring Differentials

Largest lead in a win	by 68 (97-29), 4th-3:10, Alabama State, 11/10
Largest deficit overcome to win	by 11 (36-44), 3rd-2:47, Texas A&M, 12/31/17
Largest lead given up in a loss	by 12 (22-10), 2nd-7:01, at Mississippi State, 2/5
	by 12 (30-18), 2nd-8:53, vs. Notre Dame, 11/26
Largest deficit in a loss	by 34 (47-81), 4th-5:38, vs. UConn, 2/1

At 11.9 points per game, Harris is 27th in the SEC and has more than doubled her freshman year average (5.6 ppg). She has netted double figures 15 times this season with 11 of those coming in SEC play, including a career-high 28 points against #6/6 Tennessee (Jan. 14). Her 14.2 points per SEC game are 19th in the league and have come on 47.8 percent field goal shooting. With 25 made 3s already this season, she is just one shy of her 2016-17 season total.

Meanwhile, Harris continues to show great court vision and command of the offense, ranking 19th in the nation with an SEC-best 6.3 assists per game – a number that rises to 6.5 in league play. Her 2.8 assist-to-turnover ratio is 15th in the nation.

Harris has amassed six points-assists double-doubles, a number puts her among just three Gamecocks in the SEC era to record multiple points-assists double-doubles. Cristina Ciocan leads the group with nine in her career (4 in 2002-03, 5 in 2003-04) with Shaunzinski Gortman joining the trio with two in 1999-2000.

Defensively, Harris has become a menace as well with 2.3 steals per game to rank third in the SEC. She has seven games of four or more steals, including a season-high six against Western Carolina (Nov. 30) and Savannah State (Dec. 17).

Just Jennings

Junior transfer Alexis Jennings has strengthened the Gamecocks' frontcourt, providing a steady, physical presence in the lane. After averaging 8.9 points and 5.4 rebounds in her two seasons at Kentucky, the powerful post has elevated her play this season, posting 12.0 points and 6.9 rebounds per game to rank second on the team and among the SEC's top 25 in both categories.

Jennings is fourth in the SEC in field goal percentage (.605), 16th in the league in rebounding and 25th in scoring. Two of her four double-doubles this season came against top-15 foes in #15/13 Maryland (Nov. 13, 12 pts/13 rebs) and #14/16 Duke (Dec. 3, 21 pts/10 rebs).

Jennings has 12 other double-figure scoring games this season, including three 20-point outings – 25 vs. St. John's (Nov. 25), 27 at Vanderbilt (Jan. 18) and 22

against Arkansas (Jan. 25).

Utility Player

Junior guard Doniyah Cliney is one of the best examples of Dawn Staley's message to "trust the process." The 6-foot Newark, N.J., product redshirted her first season on campus, only allowed to practice with the team in the second semester. The next season (2015-16), a preseason hand injury kept her off the court until SEC play began. Still, Cliney worked and absorbed everything she could about what Staley wanted on both sides of the ball.

In 2016-17, she was finally able to participate in the full preseason, and her game was growing. The Gamecocks already had two future WNBA top-10 picks at her position, but Cliney did not let that affect her competitive fire. She figured out what the team needed beyond points, and she committed to excelling at those things.

Now a regular in the Gamecocks' starting lineup, Cliney is the player Staley has marked as a "stat stuffer" because her versatility and athleticism allow her to impact the game in so many ways. Any single number may not jump off the box score, but she will contribute to nearly all of them.

So far this season, Cliney averages 7.8 points, 3.4 rebounds, 2.1 assists and 1.2 steals. She has nine double-figure scoring games, including three against ranked opponents (12 vs. #6/6 Notre Dame, 16 vs. #22/21 Texas A&M, 10 at #2/2 Mississippi State), and nine games of three or more assists.

Steady Start

The daughter of two NCAA Div. I basketball coaches, freshman guard Bianca Jackson has shown all the poise and development attributed to such progeny, even while thrust into the starting lineup just eight games into her college career due to injuries to seniors Bianca Cuevas-Moore and Lindsey Spann.

Jackson earned that starting job and her 28.8 minutes per game because of her ability to deliver solid play and contribute what the team needs when it is needed, including hit timely shots or lock down an opponent.

The Montgomery, Ala., native averages 7.2 points, 1.9 assists and 1.0 steals with six double-digit scoring games, including four in SEC action, and eight games of three or more assists.

Jackson showed signs of this clutch play early. She opened her career against her mother's team, Alabama State, with eight points, six rebounds, three assists and two blocks. She was steady in a hostile environment at #15/13 Maryland (Nov. 13) and handed out seven assists in the rivalry game at Clemson (Nov. 16). In her first career start, she was equally balanced with seven points, four rebounds and three assists against just one turnover. Against #14/16 Duke (Dec. 3), she embraced the role of stopper against the Blue Devils' high-scoring 3-point shooter Rebecca Greenwell, limiting her to just eight points and 0-of-2 from the 3-point line. Against College of Charleston (Dec. 5), she pulled down 10 rebounds, and against #1/1 UConn (Feb. 1), she poured in a team-high 20 points on 8-of-11 shooting. Four days later, she grabbed eight rebounds at #2/2 Mississippi State (Feb. 5). In a tight, back-and-forth game at #20/19 Georgia (Feb. 15), Jackson closed strong with a pair of 3s that opened up a double-digit, fourth-quarter lead.

Spanning the Distance

Senior transfer Lindsey Spann brings solid experience and leadership to the Gamecocks' young roster, but the biggest impact the 1,000-point scorer from Penn State had on the team prior to her season-ending injury was from 3-point range.

Claiming eighth place on the Lady Lions' career made 3s list, the 5-foot-6 guard got off to a quick start from long range – leading the SEC in 3-point field goal percentage (.550) and ranking second in the league in made 3s per game (3.1) before missing five games due to injury. Her first field goal attempt upon her return – against #22/21 Texas A&M (Dec. 31) – was a 3.

After playing in 15 games, including 11 starts, Spann closed her brief Gamecock career shooting 45.2 percent from 3-point range to average 10.3 points per game on 2.5 3s per game to go along with 1.5 assists per game.

Games Led Team In...

(Tied for team lead in each category included)

Scoring	2017-18	Career	Record
A'ja Wilson	17	67	60-7
Alexis Jennings	3	3	3-0
M. Herbert Harrigan	1	1	1-0
Tyasha Harris	3	3	1-2
Bianca Jackson	2	2	0-2
Lindsey Spann	1	1	1-0

Rebounding	2017-18	Career	Record
A'ja Wilson	21	58	52-6
Alexis Jennings	3	3	3-0
Tyasha Harris	1	1	1-0
LeLe Grissett	1	1	0-1
LaDazhia Williams	1	1	1-0
Doniyah Cliney	0	3	3-0
M. Herbert Harrigan	0	1	1-0

Assists	2017-18	Career	Record
Tyasha Harris	23	39	33-6
Doniyah Cliney	2	4	4-0
A'ja Wilson	1	6	5-1
Bianca Jackson	1	1	1-0
Lindsey Spann	1	1	1-0
M. Herbert Harrigan	0	1	1-0

Miscellaneous Stats

Double-Doubles	2017-18	Career	Record
A'ja Wilson	18	48	44-4
Tyasha Harris	6	6	5-1
Alexis Jennings	5	5	5-0

30+ Points	2017-18	Career	Record
A'ja Wilson	3	3	2-1

20+ Points	2017-18	Career	Record
A'ja Wilson	14	40	36-4
Alexis Jennings	4	4	4-0
Tyasha Harris	3	3	2-1
LeLe Grissett	1	1	1-0
M. Herbert Harrigan	1	1	1-0
Bianca Jackson	1	1	0-1
Lindsey Spann	1	1	1-0

10+ Points	2017-18	Career	Record
A'ja Wilson	23	113	101-12
Tyasha Harris	16	22	20-2
Alexis Jennings	16	16	13-3
Lindsey Spann	8	8	6-2
Doniyah Cliney	9	11	9-2
M. Herbert Harrigan	5	11	10-1
LeLe Grissett	4	4	3-1
Bianca Jackson	6	6	4-2
Victoria Patrick	1	1	1-0
LaDazhia Williams	1	1	1-0

10+ Rebounds	2017-18	Career	Record
A'ja Wilson	18	49	45-4
Alexis Jennings	5	5	5-0
Bianca Jackson	1	1	1-0
M. Herbert Harrigan	0	1	1-0

5+ Assists	2017-18	Career	Record
Tyasha Harris	16	27	24-3
Doniyah Cliney	2	4	4-0
A'ja Wilson	1	2	1-1
Bianca Jackson	1	1	1-0
Lindsey Spann	1	1	1-0
Bianca Cuevas-Moore	0	9	9-0

5+ Steals	2017-18	Career	Record
Tyasha Harris	3	3	3-0
Doniyah Cliney	1	1	1-0
A'ja Wilson	0	1	1-0

5+ Blocks	2017-18	Career	Record
A'ja Wilson	6	16	15-1

This is 30

With a career-high 34 points against No. 6/6 Notre Dame (Nov. 26) following a 32-point outing at No. 15/13 Maryland (Nov. 13), A'ja Wilson became the first Gamecock to record three 30-point games against nationally ranked opponents. The most recent outing against the Fighting Irish broke her tie with Shannon Johnson, who is the only other Gamecock to record more than one such game against ranked opponents.

With just 10 such games in program history, Wilson and Kaela Davis each recorded one last season, the first new additions to the list since Feb. 15, 2016. Those two games along with Wilson's first entry this season are the only road games on the list. Davis' 37-point showing at No. 7/6 Ohio State is the highest-scoring game against a ranked opponent in program history.

Here's a list of the Gamecocks' individual 30-point games against a ranked opponent:

Pts.	Player	Opp.	Date
37	K. Davis	at #7/6 Ohio St.	11/14/16
35	S. Johnson	#5 Tennessee	2/15/96
34	A. Wilson	vs. #6/6 Notre Dame	11/26/17
34	B. Hunt	#18 Southern Miss	1/29/90
32	A. Wilson	at #15 Maryland	11/13/17
32	S. Johnson	#2 Tennessee	2/8/94
32	Ma. Williams	#22 Florida St.	2/4/91
32	K. Anderson	vs. #14 Memphis	3/4/78
31	A. Wilson	at #14/15 Texas	12/1/16
30	B. Southers	#19 Clemson	12/3/83

Great Gamecock Fans

With over 10,000 season-ticket holders for the third-straight season, South Carolina continues to lead the nation in average attendance at 13,444 and is the

only program drawing at least 10,000 fans per game. The Gamecocks have registered one sellout of 18,000 so far this season (vs. UConn, Feb. 1).

The Gamecocks have posted the highest average attendance in the nation at the end of the last three seasons, averaging at least 12,000 fans in each of those seasons, during which they boast two sellouts of 18,000-seat Colonial Life Arena.

USA Basketball

At least one Gamecock has donned the red, white and blue for USA Basketball in each of the last four summers, and the group has helped six U.S. teams to gold medals. The streak will continue at least the next four years as head coach Dawn Staley was named the Senior National Team head coach for 2017-20.

Current Gamecocks how have contributed to that medal count are current National Team Pool player A'ja Wilson, who has gold medals with the 2013 and 2015 U19 World Cup teams and the 2014 U18 Americas Cup squad; and Alexis Jennings, who picked up bronze in the 2016 FIBA 3x3 World Cup.

South Carolina hosted the pool of players vying for spots on Staley's U.S. National Team for a minicamp Feb. 9-11 at its practice facility. There, former Gamecocks Allisha Gray and Tiffany Mitchell earned their way into the pool, joining Wilson.

AP Top 25

(Feb. 12)

1.	Connecticut	24-0
2.	Mississippi State	26-0
3.	Baylor	23-1
4.	Louisville	25-1
5.	Notre Dame	23-2
6.	Texas	20-4
7.	UCLA	21-4
8.	South Carolina	20-5
9.	Oregon	23-4
10.	Maryland	22-3
11.	Tennessee	21-4
12.	Florida State	21-4
13.	Missouri	19-5
14.	Stanford	18-8
15.	Oregon State	19-6
16.	Ohio State	20-6
17.	Duke	20-6
18.	Texas A&M	19-7
19.	Green Bay	22-2
20.	Georgia	21-4
21.	Oklahoma State	18-6
22.	South Florida	20-5
23.	Michigan	20-7
24.	Belmont	24-3
25.	NC State	20-6

USA Today Coaches Top 25

(Feb. 13)

1.	Connecticut	25-0
2.	Mississippi State	26-0
3.	Baylor	23-1
4.	Notre Dame	23-2
5.	Louisville	25-2
6.	Texas	20-4
7.	UCLA	21-4
8.	South Carolina	20-5
9.	Maryland	22-3
10.	Oregon	23-4
11.	Tennessee	21-4
12.	Florida State	21-4
13.	Missouri	20-5
14.	Oregon State	19-6
15.	Green Bay	22-2
16.	Duke	20-6
17.	Ohio State	20-6
18.	Texas A&M	19-7
19.	Georgia	21-4
20.	Stanford	18-8
21.	South Florida	20-5
22.	Oklahoma State	18-6
23.	Michigan	20-7
24.	DePaul	20-6
25.	NC State	20-6

2017-18 Awards

Bianca Cuevas-Moore

Nancy Lieberman Award Watch List

Tyasha Harris

The Dawn Staley Award Midseason Watch List
Preseason All-SEC Second Team (Coaches)

Alexis Jennings

Gulf Coast Showcase All-Tournament Team

A'ja Wilson

Rated No. 1 player in the nation by espnW
USA Basketball National Team Pool
Wooden Award Late Season Top 20
Citizen Naismith Trophy Late Season Top 30
Wade Watch List
Lisa Leslie Award Midseason Watch List
SEC Player of the Week (11/14, 11/28, 1/30)
SEC Player of the Week (11/28)
Gulf Coast Showcase All-Tournament Team
Preseason National Player of the Year (espnW)
Preseason All-America First Team (AP, SI, espnW)
Preseason SEC Player of the Year (Media, Coaches)
Preseason All-SEC First Team (Media, Coaches)

Gamecocks Coming Soon!

Head coach Dawn Staley signed two espnW top-50 recruits in the early signing period.

Destanni Henderson

Lehigh Acres, Fla./Fort Myers HS • Guard • 5-8

Top ranked point guard in 2018 class ... No. 9 overall recruit ... 2018 Naismith National HS Girls semifinalist ... McDonald's All-America selection ... Two-time *News-Press* Fort Myers Player of the Year (2016, 2017) ... Two-time FABC All-State selection ... Helped team to back-to-back state championships ... Florida Dairy Farmers Miss Basketball (2017) ... Averaged 17.7 points, 4.4 assists and 4.0 steals as a junior ... 2016 FIBA U17 World Cup bronze medal.

Victoria Saxton

Rome, Ga./Model HS • Forward • 6-1

Ranked No. 50 in 2018 class ... Eighth-ranked forward in the class ... Three-time *Atlanta Journal-Constitution* First-Team AA All-State selection ... GACA Class 2A-North Player of the Year ... Averaged 25.0 points, 13.5 rebounds and 4.5 blocks as a junior.

Gamecocks in 2017-18 National Polls

Poll	Pre	11/13	11/20	11/27	12/4	12/11	12/18	12/25	1/1	1/8	1/15	1/22	1/29	2/5	2/12	2/19	2/26	3/5	3/12	Final
Associated Press	4	4	3	5	5	4	4	4	4	9	10	9	7	7	8					
Coaches	2		2	6	6	5	5	5	5	8	10	7	6	8	8					

2017-18 Roster

No.	Name	Pos.	Ht.	Yr.	Hometown/Last School
0	Victoria Patrick	G	5-8	So.	Orlando, Fla./Edgewater
1	Bianca Cuevas-Moore	G	5-6	Sr.	Bronx, N.Y./Nazareth Regional
2	Te'a Cooper#	G	5-8	R-So.	Powder Springs, Ga./Tennessee
4	Doniyah Cliney	G	6-0	Jr.	Newark, N.J./Malcolm X Shabazz
10	Bianca Jackson	G	5-10	Fr.	Montgomery, Ala./Brewbaker Tech Magnet
11	Lindsey Spann	G	5-6	Sr.	Laurel, Md./Penn State
21	Mikiah Herbert Harrigan	F	6-2	So.	Pembroke Pines, Fla./Flanagan
22	A'ja Wilson	F	6-5	Sr.	Hopkins, S.C./Heathwood Hall
23	LaDazhia Williams	F	6-2	Fr.	Bradenton, Fla./Lakewood Ranch
24	LeLe Grissett	F	6-0	Fr.	Durham, N.C./Hillside
35	Alexis Jennings	F	6-2	R-Jr.	Madison, Ala./Kentucky
52	Tyasha Harris	G	5-10	So.	Noblesville, Ind./Heritage Christian

indicates will sit out 2017-18 due to NCAA transfer rules

Head Coach: Dawn Staley

Assoc. Head Coach: Lisa Boyer; **Assistant Coaches:** Fred Chmiel, Jolette Law



Around the SEC

(through games of 2/15)

	SEC Games			Overall		
	W	L	Pct.	W	L	Pct.
Mississippi State	13	0	1.000	27	0	1.000
South Carolina	10	3	.769	21	5	.808
LSU	9	4	.692	17	7	.708
Tennessee	9	4	.692	21	5	.808
Texas A&M	9	4	.692	20	7	.741
Georgia	9	4	.692	21	5	.808
Missouri	9	4	.692	21	5	.808
Alabama	6	7	.462	16	10	.615
Kentucky	5	8	.385	13	14	.481
Auburn	4	9	.308	13	12	.520
Arkansas	3	10	.231	12	14	.462
Florida	2	11	.154	10	16	.385
Vanderbilt	2	11	.154	6	21	.222
Ole Miss	1	12	.07	11	15	.423

The Staley Era

In her 10th season at South Carolina, head coach Dawn Staley has guided the program to unprecedented success, leading the program to its first No. 1 ranking in both the AP and USA Today/Coaches Poll and first NCAA championship. She also delivered the first SEC regular-season and tournament championships.

The Staley Era (2008-09 through present)

Wins	
30-Win Seasons	3
25-Win Seasons	6
20-Win Seasons (includes 2017-18)	7
Winning Seasons	8

National Rankings

Weeks in the AP Top 25	112
Weeks in the AP Top 10	85
Weeks in the AP Top 3	42
Weeks at AP No. 1	12

Postseason

NCAA Tournament Appearances	6
NCAA Sweet 16s	5
NCAA Final Fours	2
National Championships	1

In the SEC

Regular-Season Championships	4
Regular-Season Top 5 Finishes	7
Tournament Championships	3
Double-Digit Wins	6

Pre-Staley in the SEC (1991-92 through 2007-08)

Wins	
30-Win Seasons	0
25-Win Seasons	1
20-Win Seasons	2
Winning Seasons	7

National Rankings

Weeks in the AP Top 25	32
Weeks in the AP Top 10	6
Weeks in the AP Top 3	0
Weeks at AP No. 1	0

Postseason

NCAA Tournament Appearances	2
NCAA Sweet 16s	1
NCAA Final Fours	0
National Championships	0

In the SEC

Regular-Season Championships	0
Regular-Season Top 5 Finishes	2
Tournament Championships	0
Double-Digit Wins	1

Pre-Staley All-Time (1974-75 through 2007-08)

Wins	
30-Win Seasons	1
25-Win Seasons	3
20-Win Seasons	9
Winning Seasons	21

National Rankings

Weeks in the AP Top 25	130
Weeks in the AP Top 10	31
Weeks in the AP Top 3	6
Weeks at AP No. 1	0

Postseason

NCAA Tournament Appearances	8
NCAA Sweet 16s	3
NCAA Final Fours	0
National Championships	0

In Conference (SEC and Metro 1983-84 thru 1990-91)

Regular-Season Championships	5
Regular-Season Top 5 Finishes	10
Tournament Championships	3
Double-Digit Wins	5

South Carolina's Record When...

	vs. Ranked	SEC	All
Record.....	5-5	10-3	21-5
Playing a ranked opponent.....	5-5	3-3	5-5
Playing at home	3-2	5-1	11-2
Playing on the road	2-2	5-2	8-2
Playing at neutral site	0-1		2-1
Leading at half	3-0	7-0	18-0
Trailing at half	1-5	1-3	1-5
Tied at half	1-0	2-0	2-0
Playing an overtime game			0-0
0 players score in double figures			0-0
1 player scores in double figures			0-0
2 players score in double figures	2-2	3-2	6-2
3 players score in double figures	1-1	4-1	6-1
4 players score in double figures	2-1	1-0	4-1
5 players score in double figures	0-1	2-1	4-1
More than 5 players in double figures.....			1-0
Starters out-score opponent's starters	4-1	8-0	19-1
Opponent's starters score equal/more	1-4	2-3	2-4
Bench out-scores opponent's bench	3-2	6-1	13-2
Opponent's bench scores equal/more.....	2-3	4-2	8-3
Shooting 50% or better	1-0	4-0	12-0
Shooting between 40-49%	2-3	4-2	7-3
Shooting between 30-39%	2-2	2-1	2-2
Shooting less than 30%			0-0
Opponent shoots 50% or better.....	0-3	1-2	1-3
Opponent shoots between 40-49%	3-1	2-0	4-1
Opponent shoots between 30-39%	2-1	7-1	11-1
Opponent shoots less than 30%.....			5-0
Shooting better than opponent.....	3-1	8-1	19-1
Shooting worse than/equal to opponent.....	2-4	2-2	2-4
Having more FTs made than opponent.....	3-1	8-0	15-1
Having equal/fewer FTs made than opponent	2-4	2-3	6-4
Out-rebounding opponent.....	5-1	8-0	19-1
Having equal/fewer rebounds than opponent.....	0-4	2-3	2-4
Having fewer TOs than opponent.....	2-2	4-2	12-2
Having equal or more TOs than opponent.....	3-3	6-1	9-3
Attempting more FT than 3FG.....	5-5	9-3	19-5
Attempting equal/fewer FT than 3FG.....		1-0	2-0
Making 5 or more 3FGs.....	2-2	6-1	13-2
Making fewer than 5 3FGs.....	3-3	4-2	8-3
Making no 3 FGs.....			0-0
Attempting 15 or more 3FGs.....	2-3	3-2	9-3
Attempting fewer than 15 3FGs.....	3-2	7-1	12-2
No South Carolina players foul out.....	4-2	10-1	20-2
One or more SC players foul out.....	1-3	0-2	1-3
No opposing players foul out.....	3-3	9-1	15-3
One or more opposing players foul out	2-2	1-2	6-2

	vs. Ranked	SEC	All
Assist at least half of field goals made.....	4-1	7-0	16-1
Assist on at least 2/3 of field goals made		3-0	4-0
Assist on less than half of field goals made.....	1-4	3-3	5-4
Scoring more pts. in paint than opponent	3-1	8-1	19-1
Scoring equal/fewer pts. in paint than opp.	2-4	2-2	2-4
Scoring more pts. off TOs than opponent	4-2	4-2	13-2
Scoring equal/fewer pts. off TOs than opp.	1-3	6-1	8-3
Scoring more 2nd-chance pts.	4-0	6-0	14-0
Scoring equal/fewer 2nd-chance pts.	1-5	4-3	7-5
Scoring more fast break pts.....	2-2	4-1	13-2
Scoring equal/fewer fast break pts.....	3-3	6-2	8-3
Wearing white uniforms.....	4-2	6-0	14-2
Wearing black uniforms	1-2	2-2	4-2
Wearing garnet uniforms.....	0-1	2-1	3-1
Playing in November.....	1-1		7-1
Playing in December.....	2-0	1-0	5-0
Playing in January.....	1-2	6-2	6-2
Playing in February.....	1-2	3-1	3-2
Playing in March.....			0-0
Playing during the day.....	2-2	3-2	7-2
Playing at night.....	3-3	7-1	14-3
Playing on Sunday.....	3-3	4-2	7-3
Playing on Monday.....	1-1	0-1	1-1
Playing on Tuesday.....			1-0
Playing on Wednesday.....			0-0
Playing on Thursday.....	1-1	6-0	9-1
Playing on Friday			2-0
Playing on Saturday.....			1-0
Margin is less than 5 pts.	1-0	1-0	1-0
Margin is between 5-9.....	1-2	2-1	3-2
Margin is between 10-19.....	2-2	5-2	7-2
Margin is between 20-29.....	1-1	1-0	4-1
Margin is between 30-39.....			2-0
Margin is between 40-49.....		1-0	1-0
Margin is 50 pts. or more.....			3-0
Having a 20-pt. scorer.....	4-4	8-2	17-4
Having a 30-pt. scorer.....	1-1		2-1
Scoring 49 points or less.....			0-0
Scoring 50-59 points.....	0-2	0-1	0-2
Scoring 60-69 points.....	2-0	3-0	5-0
Scoring 70-79 points.....	2-2	3-2	6-2
Scoring 80-89 points.....	0-1	2-0	3-1
Scoring 90-99 points.....	1-0	2-0	6-0
Scoring 100 points or more.....			1-0
Opponent scores 49 points or less		1-0	6-0
Opponent scores 50-59 points	3-0	3-0	5-0
Opponent scores 60-69 points	1-1	5-1	8-1
Opponent scores 70-79 points			0-0
Opponent scores 80-89 points	1-3	1-2	2-3
Opponent scores 90-99 points	0-1		0-1
Opponent scores 100 points or more.....			0-0

2017-18 Team High/Low

South Carolina Highs	South Carolina Lows	Category	Opponent Lows	Opponent Highs
101 vs. Western Carolina, 11/30	53 at Mississippi State, 2/5	Points in Game	31, Alabama State, 11/10	92, vs. Notre Dame, 11/26
56 vs. Savannah St. (1st), 12/17	24 vs. UConn (1st), 2/1	Points in a Half	10, CofC (1st), 12/5	53, UConn (1st), 2/1
56 vs. W. Carolina (1st), 11/30				
56 vs. Alabama State (1st), 11/10				
30 vs. Auburn (1st), 1/11	6 vs. St. John's (2nd), 11/25	Points in a Quarter	3, Savannah St. (3rd), 12/17	32, at Maryland (4th), 11/13
30 vs. Notre Dame (4th), 11/26				
39 vs. Savannah State, 12/17	20 at Mississippi State, 2/5	Field Goals Made	11, Alabama State, 11/10	37, vs. Notre Dame, 11/26
39 vs. Western Carolina, 11/30	20 vs. Missouri, 1/28			
75 vs. Arkansas, 1/25	48 vs. St. John's, 11/25	Field Goal Attempts	48, at Missouri, 1/7	75, at Temple, 12/21
	48 vs. Rutgers, 11/24			
.667 (36-54) at Vanderbilt, 1/18	.323 (21-65) vs. UConn, 2/1	FG Percentage	.204 (11-54), Alabama St., 11/10	.564 (31-55), Tennessee, 1/14
8 at Temple, 12/21	1 vs. CofC, 12/5	3-Point FG Made	0, Savannah State, 12/17	11, UConn, 2/1
8 at Maryland, 11/13	1 vs. Duke, 12/3			
22 at Maryland, 11/13	8 vs. Duke, 12/3	3-Point FG Attempts	6, Savannah State, 12/17	29, Florida, 2/11
			6, at Clemson, 11/16	
.545 (6-11) at Vanderbilt, 1/18	.100 (1-10) vs. CofC, 12/5	3-Point FG Percentage	.000 (0-6), Savannah St., 12/17	.615 (8-13), at Missouri, 1/7
27 at Georgia, 2/15	6 vs. Florida, 2/11	Free Throws Made	2, Florida, 2/11	25, at Maryland, 11/13
35 at Georgia, 2/15	8 vs. Florida, 2/11	Free Throw Attempts	2, Florida, 2/11	29, at Maryland, 11/13
.880 (22-25) vs. Rutgers, 11/24	.412 (7-17) at Clemson, 11/16	FT Percentage	.385 (5-13), W. Carolina, 11/30	.933 (14-15), Wofford, 11/19
62 vs. Arkansas, 1/25	26 at Missouri, 1/7	Rebounds	22, Western Carolina, 11/30	46, at Temple, 12/21
24 at Ole Miss, 1/4	4 vs. Tennessee, 1/14	Assists	2, Savannah State, 12/17	20, at Missouri, 1/7
21 vs. Alabama State, 11/10	1 at Vanderbilt, 1/18	Steals	0, at Temple, 12/21	11, CofC, 12/5
13 at Temple, 12/21	2 at Vanderbilt, 1/18	Blocked Shots	0, at Vanderbilt, 1/18	8, UConn, 2/1
			0, at Temple, 12/21	
			0, Savannah State, 12/17	
20 vs. Auburn, 1/11	5 at Ole Miss, 1/4	Turnovers	8, at Mississippi State, 2/5	29, Alabama State, 11/10
			8, at Vanderbilt, 1/18	
26 at Missouri, 1/7	9 vs. Duke, 12/3	Fouls	9, Florida, 2/11	29, at Maryland, 11/13

2017-18 Team High/Low -- SEC Games Only

South Carolina Highs	South Carolina Lows	Category	Opponent Lows	Opponent Highs
95 at Vanderbilt, 1/18	53 at Mississippi State, 2/5	Points in Game	42, Arkansas, 1/25	86, Tennessee, 1/14
53 at Ole Miss (1st), 1/4	25 at Mississippi State (2nd), 2/5	Points in a Half	12, Arkansas (1st), 1/25	48, at Missouri (2nd), 1/7
30 vs. Auburn (1st), 1/11	7 vs. Texas A&M (2nd), 12/31	Points in a Quarter	6, Arkansas (2nd), 1/25	28, at Mississippi State, 2/5
			6, Arkansas (1st), 1/25	
36 at Vanderbilt, 1/18	20 at Mississippi State, 2/5	Field Goals Made	18, Arkansas, 1/25	33, at Vanderbilt, 1/18
	20 vs. Missouri, 1/28			
75 vs. Arkansas, 1/25	53 at Mississippi State, 2/5	Field Goal Attempts	48 at Missouri, 1/7	69, Texas A&M, 12/31
	53 at Kentucky, 1/21			
.667 (36-54) at Vanderbilt, 1/18	.345 (20-58) vs. Missouri, 1/28	FG Percentage	.269 (18-67), Arkansas, 1/25	.564 (31-55), Tennessee, 1/14
7 vs. Missouri, 1/28	3 at Alabama, 2/8	3-Point FG Made	2, at Georgia, 2/15	9, Florida, 2/11
7 at Ole Miss, 1/4	3 at Mississippi State, 2/5		2, Arkansas, 1/25	9, at Vanderbilt, 1/18
	3 vs. Texas A&M, 12/31			
20 vs. Arkansas, 1/25	9 at Mississippi State, 2/5	3-Point FG Attempts	11, at Georgia, 2/15	29, Florida, 2/11
20 at Ole Miss, 1/4	9 vs. Texas A&M, 12/31		11, at Alabama, 2/8	
			11, Auburn, 1/11	
.545 (6-11) at Vanderbilt, 1/18	.250 (3-12) at Alabama, 2/8	3-Point FG Percentage	.125 (2-16), Arkansas, 1/25	.615 (8-13), at Missouri, 1/7
27 at Georgia, 2/15	6 vs. Florida, 2/11	Free Throws Made	2, Florida, 2/11	21, at Missouri, 1/7
35 at Georgia, 2/15	8 vs. Florida, 2/11	Free Throw Attempts	2, Florida, 2/11	28, Tennessee, 1/14
				28, at Missouri, 1/7
.792 (19-24) at Ole Miss, 1/4	.556 (10-18) vs. Texas A&M, 12/31	FT Percentage	.400 (4-10), Arkansas, 1/25	.800 (16-20), Auburn, 1/11
62 vs. Arkansas, 1/25	26 at Missouri, 1/7	Rebounds	23, at Vanderbilt, 1/18	42, at Alabama, 2/8
24 at Ole Miss, 1/4	4 vs. Tennessee, 1/14	Assists	5, Arkansas, 1/25	20, at Missouri, 1/7
11 vs. Tennessee, 1/14	1 at Vanderbilt, 1/18	Steals	2, Missouri, 1/28	10, Auburn, 1/11
			2, at Vanderbilt, 1/18	
			2, at Missouri, 1/7	
9 at Alabama, 2/8	2 at Vanderbilt, 1/18	Blocked Shots	0, at Vanderbilt, 1/18	6, at Georgia, 2/15
9 vs. Arkansas, 1/25				
9 vs. Auburn, 1/11				
20 vs. Auburn, 1/11	5 at Ole Miss, 1/4	Turnovers	8, at Mississippi State, 2/5	18, Tennessee, 1/14
			8, at Vanderbilt, 1/18	18, at Missouri, 1/7
26 at Missouri, 1/7	10 vs. Florida, 2/11	Fouls	9, Florida, 2/11	27, at Georgia, 2/15

2017-18 Individual Superlatives

Category	South Carolina	Opponent
Points in Game	34 by A'ja Wilson vs. Notre Dame, 11/26	36 by Chennedy Carter, Texas A&M, 12/31
Points in a Half	29 by A'ja Wilson vs. Notre Dame, 11/26	27 by Kaila Charles, at Maryland (2nd), 11/13
Points in a Quarter	18 by A'ja Wilson vs. Notre Dame (4th), 11/26	19 by Chennedy Carter, Texas A&M (3rd), 12/31 19 by Kaila Charles, at Maryland (4th), 11/13
Field Goals Made	13 by A'ja Wilson Western Carolina, 11/30	15 by Chennedy Carter, Texas A&M, 12/31
Field Goal Attempts	21 by Tyasha Harris vs. Tennessee, 1/14	37 by Chennedy Carter, Texas A&M, 12/31
FG Percentage	1.000 (9-9) by Alexis Jennings vs. Arkansas, 1/25	.900 (9-10) by Sophie Cunningham, at Missouri, 1/7
3-Point FG Made	6 by Lindsey Spann at Clemson, 11/16	5 by Kia Nurse, UConn, 2/1
3-Point FG Attempts	11 by Lindsey Spann vs. Notre Dame, 11/26	11 by Shelby Gibson, at Ole Miss, 1/4
3-Point FG Percentage	.857 (6-7) by Lindsey Spann at Clemson, 11/16	.750 (3-4) by Amber Smith, at Missouri, 1/7
Free Throws Made	15 by A'ja Wilson vs. Rutgers, 11/24	14 by Kaila Charles, at Maryland, 11/13
Free Throw Attempts	18 by A'ja Wilson at Maryland, 11/13	15 by Kaila Charles, at Maryland, 11/13
FT Percentage	1.000 (7-7) by Tyasha Harris at Alabama, 2/8 1.000 (7-7) by M. Herbert Harrigan vs. Savannah St., 12/17 1.000 (7-7) by Tyasha Harris at Maryland, 11/13	1.000 (5-5) by Napheesa Collier, UConn, 2/1
Rebounds	17 by A'ja Wilson vs. St. John's, 11/25	20 by Teaira McCowan, at Mississippi State, 2/5
Assists	13 by Tyasha Harris at Kentucky, 1/21	10 by Tiana England, vs. St. John's, 11/25
Steals	6 by Tyasha Harris vs. Savannah State, 12/17 6 by Tyasha Harris vs. Western Carolina, 11/30	5 by Darien Huff, CoFC, 12/5
Blocked Shots	8 by A'ja Wilson at Temple, 12/21	5 by Napheesa Collier, UConn, 2/1
Turnovers	6 by Tyasha Harris vs. Auburn, 1/11	9 by Kaylee Allen, Savannah State, 12/17

2017-18 Individual Superlatives -- SEC Games Only

Category	South Carolina	Opponent
Points in Game	28 by Tyasha Harris vs. Tennessee, 1/14	36 by Chennedy Carter, Texas A&M, 12/31
Points in a Half	18 by A'ja Wilson at Mississippi State (1st), 2/5	23 by Chennedy Carter, Texas A&M (2nd), 12/31
Points in a Quarter	13 by Tyasha Harris vs. Florida (4th), 2/11	19 by Chennedy Carter, Texas A&M (3rd), 12/31
Field Goals Made	11 by A'ja Wilson vs. Florida, 2/11 11 by A'ja Wilson vs. Arkansas, 1/25 11 by LeLe Grissett at Vanderbilt, 1/18	15 by Chennedy Carter, Texas A&M, 12/31
Field Goal Attempts	21 by Tyasha Harris vs. Tennessee, 1/14	37 by Chennedy Carter, Texas A&M, 12/31
FG Percentage	1.000 (9-9) by Alexis Jennings vs. Arkansas, 1/25	.900 (9-10) by Sophie Cunningham, at Missouri, 1/7
3-Point FG Made	5 by Lindsey Spann at Vanderbilt, 1/18	5 by Funda Nakkasoglu, Florida, 2/11
3-Point FG Attempts	10 by Lindsey Spann at Missouri, 1/7	11 by Shelby Gibson, Ole Miss, 1/4
3-Point FG Percentage	.714 (5-7) by Lindsey Spann at Vanderbilt, 1/18	.750 (3-4) by Amber Smith, at Missouri, 1/7
Free Throws Made	8 by Alexis Jennings at Vanderbilt, 1/18	11 by Jaime Nared, Tennessee, 1/14 11 by Janiah McKay, Auburn, 1/11
Free Throw Attempts	13 by Alexis Jennings at Vanderbilt, 1/18	13 by Janiah McKay, Auburn, 1/11
FT Percentage	1.000 (7-7) by Tyasha Harris at Alabama, 2/8	.917 (11-12) by Jaime Nared, Tennessee, 1/14
Rebounds	16 by A'ja Wilson at Georgia, 2/15	20 by Teaira McCowan, at Mississippi State, 2/5
Assists	13 by Tyasha Harris at Kentucky, 1/21	8 by Jazzmun Holmes, at Mississippi State, 2/5 8 by Allisa Alston, at Ole Miss, 1/4
Steals	4 by Tyasha Harris vs. Tennessee, 1/14 4 by Tyasha Harris vs. Auburn, 1/11	4 by Jasmine Lumpkin, Texas A&M, 12/31
Blocked Shots	7 by A'ja Wilson vs. Arkansas, 1/25	3 by Mackenzie Ingram, at Georgia, 2/15 3 by Teaira McCowan, at Mississippi State, 2/5 3 by Mercedes Russell, Tennessee, 1/14
Turnovers	6 by Tyasha Harris vs. Auburn, 1/11	7 by Sophie Cunningham, at Missouri, 1/7

Gamecock Career Highs

Doniyah Cliney

Pts	16 vs. Texas A&M, 12/31/17
FG	7 vs. Texas A&M, 12/31/17
FGA	17 vs. Texas A&M, 12/31/17
FG %	1.000 (4-4) vs. Notre Dame, 11/26/17
3FG	2, 2x, last vs. Missouri, 1/28/18
3FGA	4, 2x, last vs. Texas A&M, 12/31/17
3FG %	1.000 (2-2) vs. Notre Dame, 11/26/17
FT	4, 3x, last at Vanderbilt, 1/18/18
FTA	6, 4x, last at Vanderbilt, 1/18/18
FT %	1.000 (6-6) at Ole Miss, 1/4/18
Reb	9 vs. Clemson, 12/15/16
Off Reb	5 vs. Western Carolina, 11/30/17
Blk	2 vs. Arizona State, 3/19/17
Stl	5 vs. Alabama State, 11/10/17
Asst	6, 2x, last at Kentucky, 2/2/17
Min	40 vs. Tennessee, 1/14/18

LeLe Grissett

Pts	22 at Vanderbilt, 1/18/18
FG	11 at Vanderbilt, 1/18/18
FGA	12 at Vanderbilt, 1/18/18
FG %	.917 (11-12) at Vanderbilt, 1/18/18
FT	4 vs. Alabama State, 11/10/17
FTA	8 vs. CoFC, 12/5/17
FT %	.750 (3-4), 3x, last vs. Auburn, 1/11/18
Reb	9 at Vanderbilt, 1/18/18
Off Reb	5, 2x, last vs. Tennessee, 1/14/18
Def Reb	6 at Vanderbilt, 1/18/18
Blk	2 at Kentucky, 1/21/18
Stl	4 vs. Alabama State, 11/10/17
Asst	3 vs. Savannah State, 12/17/17
Min	29 vs. Tennessee, 1/14/18

Tyasha Harris

Pts	28 vs. Tennessee, 1/14/18
FG	9 vs. Tennessee, 1/14/18
FGA	21 vs. Tennessee, 1/14/18
FG %	1.000 (3-3) vs. Kentucky, 2/26/17
3FG	4 vs. Florida, 2/11/18
3FGA	8, 2x, last vs. Tennessee, 1/14/18
3FG %	.750 (3-4) vs. Minnesota, 12/11/16
FT	7, 4x, last at Georgia, 2/15/18
FTA	10 vs. Tennessee, 1/14/18
FT %	1.000 (7-7), 2x, last at Alabama, 2/8/18
Reb	13 vs. Arkansas, 1/25/18
Off Reb	3 vs. Arkansas, 1/25/18
Blk	2, 2x, last vs. Florida, 2/11/18
Stl	6, 2x, last vs. Savannah State, 12/17/17
Asst	13 at Kentucky, 1/21/18
Min	39, 2x, last vs. Florida, 2/11/18

Mikiah Herbert Harrigan

Pts	21 vs. Savannah State, 12/17/17
FG	7, 3x, last vs. Savannah State, 12/17/17
FGA	11, 2x, last at Texas A&M, 2/23/17
FG %	1.000 (5-5) vs. Vanderbilt, 2/16/17
3FGA	2, 2x, last at Temple, 12/21/17
FT	7 vs. Savannah State, 12/17/17
FTA	7, 2x, last vs. Savannah State, 12/17/17
FT %	1.000 (7-7) vs. Savannah State, 12/17/17
Reb	10 vs. Georgia, 3/3/17
Off Reb	4 vs. Hampton, 11/20/16
Def Reb	7, 2x, last vs. Wofford, 11/19/17
Blk	4, 3x, last at Mississippi State, 2/5/18
Stl	2, 4x, last at Missouri, 1/7/18
Asst	2, 7x, at Temple, 12/21/17
Min	26 vs. Quinnipiac, 3/25/17

Bianca Jackson

Pts	20 vs. UConn, 2/1/18
FG	8 vs. UConn, 2/1/18
FGA	14 vs. Arkansas, 1/25/18
FG %	.750 (6-8) at Temple, 12/21/17
3FG	4 at Temple, 12/21/17
3FGA	7 vs. Arkansas, 1/25/18
3FG %	.667 (4-6) at Temple, 12/21/17
FT	4, 2x, last at Alabama, 2/8/18
FTA	6 at Alabama, 2/8/18
FT %	.800 (4-5) vs. Arkansas, 1/25/18
Reb	10 vs. CoFC, 12/5/17
Off Reb	2, 7x, last vs. Arkansas, 1/25/18
Blk	2, 2x, last at Alabama, 2/8/18
Stl	3 vs. Savannah State, 12/17/17
Asst	7 at Clemson, 11/16/17
Min	39 at Georgia, 2/15/18

Alexis Jennings

Pts	28 vs. Morehead State, 11/18/15*
Pts (SC)	27 at Vanderbilt, 1/18/18
FG	12 vs. Morehead State, 11/18/15*
FG (SC)	10 vs. St. John's, 11/25/17
FGA	15 vs. St. John's, 11/25/17
FG %	1.000 (9-9) vs. Arkansas, 1/25/18
FT	8, 2x, last at Vanderbilt, 1/18/18 (includes 1 game while at Kentucky)
FTA	13 at Vanderbilt, 1/18/18
FT %	1.000 (4-4) at Ole Miss, 1/4/18
Reb	16 vs. Texas A&M, 2/28/16*
Reb (SC)	13, 2x, last vs. Savannah State, 12/17/17
Off Reb	8 vs. Duke, 12/3/17
Def Reb	12 vs. Texas A&M, 2/28/16*
Def Reb (SC)	11, 2x, last at Vanderbilt, 1/18/18
Blk	6 vs. Oklahoma, 3/21/16*
Blk (SC)	3 vs. Texas A&M, 12/31/17
Stl	3, 3x, last at Ole Miss, 1/4/18 (includes 1 game while at Kentucky)
Asst	3 at Ole Miss, 1/4/18
Min	34 at Vanderbilt, 1/18/18

*indicates career high set at Kentucky

Victoria Patrick

Pts	11 at Ole Miss, 1/4/18
FG	3, 2x, last at Kentucky, 1/21/18
FGA	9 vs. Savannah State, 12/17/17
FG %	.600 (3-5), 2x, last at Kentucky, 1/21/18
3FG	3 at Ole Miss, 1/4/18
3FGA	9 vs. Savannah State, 12/17/17
3FG %	.600 (3-5) at Ole Miss, 1/4/18
FT	2 at Ole Miss, 1/4/18
FTA	3 at Savannah State, 12/21/16
FT %	1.000 (2-2) at Ole Miss, 1/4/18
Reb	2, 6x, last at Ole Miss, 1/4/18
Stl	2 vs. Saint Peter's, 11/22/16
Asst	2, 2x, last at Kentucky, 1/21/18
Min	24 at Vanderbilt, 1/18/18

Lindsey Spann

Pts	31 vs. Saint Peter's, 11/13/16^
Pts (SC)	20 at Clemson, 11/16/17
FG	13 vs. Saint Peter's, 11/13/16^
FG (SC)	7 at Clemson, 11/16/17
FGA	14 vs. Notre Dame, 11/26/17
FG %	.778 (7-9) at Clemson, 11/16/17
3FG	7 at Minnesota, 1/3/16^
3FG (SC)	6 at Clemson, 11/16/17
3FGA	11 vs. Notre Dame, 11/26/17
3FG %	.857 (6-7) at Clemson, 11/16/17
FT	8 vs. Sacred Heart, 12/20/15^
FT (SC)	2 at Maryland, 11/13/17
FTA (SC)	2, 3x, last vs. Notre Dame, 11/26/17
FT %	1.000 (2-2) at Maryland, 11/13/17
Reb	9, 2x, last vs. Marshall, 12/3/16^
Reb (SC)	5 at Maryland, 11/13/17
Asst	8, 2x, last vs. Wofford, 11/19/17 (includes 1 game while at Penn State)
Min	45 vs. Purdue, 1/30/16^
Min (SC)	39 vs. Notre Dame, 11/26/17

^indicates career high set at Penn State

LaDazhia Williams

Pts	11 vs. Western Carolina, 11/30/17
FG	4 vs. Western Carolina, 11/30/17
FGA	5, 3x, last vs. Arkansas, 1/25/18
FG %	.800 (4-5) vs. Western Carolina, 11/30/17
3FG	2 vs. Western Carolina, 11/30/17
3FGA	2 vs. Western Carolina, 11/30/17
3FG %	1.000 (2-2) vs. Western Carolina, 11/30/17
FTA	4 vs. Alabama State, 11/10/17
Reb	8 vs. Western Carolina, 11/30/17
Off Reb	4 vs. Arkansas, 1/25/18
Def Reb	6 vs. Western Carolina, 11/30/17
Blk	2 vs. Alabama State, 11/10/17
Min	19 vs. Western Carolina, 11/30/17

A'ja Wilson

Pts	34 vs. Notre Dame, 11/26/17
FG	13 vs. Western Carolina, 11/30/17
FGA	20, 4x, last at Mississippi State, 2/5/18
FG %	.875 (7-8) vs. Maine, 11/21/16
FT	15 vs. Rutgers, 11/24/17
FTA	18 at Maryland, 11/13/17
FT %	1.000 (14-14) vs. Hampton, 11/20/16
Reb	19, 2x, last vs. Stanford, 3/31/17
Off Reb	8, 2x, last at Maryland, 11/13/17
Def Reb	16 vs. St. John's, 11/25/17
Blk	8, 3x, last at Temple, 12/21/17
Stl	5 vs. Vanderbilt, 2/16/17
Asst	5, 2x, last vs. Notre Dame, 11/26/17
Min	40 at Mississippi State, 2/5/18

The Last Time...

Individual

Scored 50 Points

South Carolina 51, Jocelyn Penn vs. Stetson, 1/4/03
Opponent Never

Scored 40 Points

South Carolina 51, Jocelyn Penn vs. Stetson, 1/4/03
Opponent 46, Cornelia Gayden, LSU, 1/14/95

Scored 30 Points

South Carolina 34, A'ja Wilson vs. Notre Dame, 11/26/17
Opponent 36, Chennedy Carter, Texas A&M, 12/31/17

Grabbed 20 Rebounds

South Carolina 25, Kelsey Bone vs. Boston University, 12/28/09
Opponent 20, Teaira McCowan, at Mississippi State, 2/5/18

Grabbed 15 Rebounds

South Carolina 16, A'ja Wilson at Georgia, 2/15/18
Opponent 16, Anriel Howard, Texas A&M, 12/31/17

Two Players with 20 or More Points

South Carolina A'ja Wilson 27/Alexis Jennings 22 vs. Arkansas, 1/25/18
Opponent Kia Nurse 23/Katie Lou Samuelson 20, UConn, 2/1/18

Two Players with 10 or More Rebounds

South Carolina Tyahsa Harris 13/A'ja Wilson 13 vs. Arkansas, 1/25/18
Opponent Erica McCall 14/Alanna Smith 12 vs. Stanford, 3/31/17

Had 10 Assists

South Carolina 13, Tyasha Harris, at Kentucky, 1/21/18
Opponent 10, Curtyce Knox, at Texas A&M, 2/23/17

Had Five Steals

South Carolina 6, Tyasha Harris vs. Savannah State, 12/17/17
Opponent 5, Leaonna Odom, at Duke, 12/4/16

Had Five Blocked Shots

South Carolina 6, A'ja Wilson vs. UConn, 2/1/18
Opponent 5, Naphessa Collier, UConn, 2/1/18

Had a Double-Double

South Carolina A'ja Wilson (18 pts/16 rebs) at Georgia, 2/15/18
Opponent Mackenzie Ingram (11 pts/11 rebs), at Georgia, 2/15/18

Two Players had a Double-Double

South Carolina A'ja Wilson (27 pts/13 rebs)/Alexis Jennings (22 pts/10 rebs) vs. Arkansas, 1/25/18
Opponent Erica McCall (14 pts/14 rebs)/Alanna Smith (14 pts/2 rebs) vs. Stanford, 3/31/17

Three Players had a Double-Double

South Carolina Ashley Bruner (16 pts/12 rebs)/Aleighsa Welch (16 pts/ 11 rebs)/Elem Ibiam (12 pts/10 rebs) vs. Kansas, 3/25/13
Opponent Merlakia Jones (26 pts/10 rebs)/Takilya Davis (19 pts/13 rebs)/DeLisha Milton (14 pts/15 rebs), at Florida, 2/20/94

Had a Triple-Double

South Carolina Alaina Coates (29 pts/16 rebs/10 blks) vs. Winthrop, 12/13/15
Opponent Never

Team

Scored 100 Points

South Carolina 101 vs. Western Carolina, 11/30/17
Opponent 103, Clemson, 11/21/03

Won by 30 or More Points

South Carolina 90-42 (48) vs. Arkansas, 1/25/18
Opponent 66-34 (32), Georgia, 3/4/11

Shot 65% or Better from the Field

South Carolina .667 (36-54) at Vanderbilt, 1/18/18
Opponent Never

Shot 60% or Better from the Field

South Carolina .604 (32-53) at Kentucky, 1/21/18
Opponent .604 (29-48), Vanderbilt, 1/18/01

Shot 50% or Better from the Field

South Carolina .509 (28-55) at Alabama, 2/8/18
Opponent .508 (33-65), at Vanderbilt, 1/18/18

No Players in Double-Figure Points

South Carolina at Auburn, 1/19/12
Opponent vs. Western Carolina, 11/30/17

Five Players in Double-Figure Points

South Carolina at Vanderbilt, 1/18/18
Opponent Tennessee, 1/14/18

More Than Five Players in Double-Figure Points

South Carolina 6 vs. Wofford, 11/19/17
Opponent 6 at Georgia, 2/13/03

Faced AP Top-25 Opponent

Win 77-65 at No. 20 Georgia, 2/15/18
Loss 74-83 at No. 15 Missouri, 1/7/18

Faced AP Top-10 Opponent

Win 61-59 vs. No. 22 Texas A&M, 12/31/17
Loss 70-86 vs. No. 6 Tennessee, 1/14/18

Faced AP Top-5 Opponent

Win 64-61 vs. No. 4 Mississippi State, 1/23/17
Loss 53-67 at No. 2 Mississippi State, 2/15/18

Faced AP No. 1 Team

Win Never
Loss 58-83 vs. UConn, 2/1/18

Overtime Game

Win 58-55 vs. Drexel, 11/28/12
Loss 65-57 at Texas A&M, 1/16/14

Double-Overtime Game

Win 92-91 at Florida State, 2/4/91
Loss 92-94 at Clemson, 11/19/09

South Carolina Was Ranked (AP Poll)

No. 1 2/9/15
Top 5 No. 4, 1/1/18
Top 10 No. 8, 2/12/18
Top 25 No. 13, 12/30/13

South Carolina Single-Quarter Records

Italics indicates set in 2017-18

TEAM

Scoring

Most	Points
1. vs. Saint Peter's, 11/22/16, 1st qtr.	37
2. vs. Arkansas, 1/3/16, 2nd qtr.	35
3. vs. Minnesota, 12/11/16, 2nd qtr.	33
4. vs. Hampton, 11/20/16, 2nd qtr.	32
5. vs. Quinnipiac, 3/25/17, 3rd qtr.	31

Fewest	Points
1. vs. St. John's, 11/25/17, 2nd qtr.	6
vs. Stanford, 3/31/17, 2nd qtr.	6
vs. UCLA, 12/18/16, 1st qtr.	6
4. vs. Texas A&M, 12/31/17, 2nd qtr.	7
at Clemson, 11/16/17, 4th qtr.	7
at Mississippi State, 1/24/16, 1st qtr.	7

Fewest Allowed	Points
1. vs. Savannah State, 12/17/17, 3rd qtr.	3
2. vs. CofC, 12/5/17, 2nd qtr.	4
at Clemson, 11/16/17, 1st qtr.	4
vs. Alabama State, 11/10/17, 4th qtr.	4
4 other times	4

Most Allowed	Points
1. at Maryland, 11/13/17, 4th qtr.	32
vs. Kentucky, 2/26/17, 4th qtr.	32
3. vs. Syracuse, 3/25/16, 4th qtr.	30
4. vs. UConn, 2/1/18, 2nd qtr.	29
5. at Mississippi State, 2/5/18, 4th qtr.	28

Margin of Difference

Lead	Score	Margin
1. vs. Arkansas, 1/3/16, 2nd qtr.	35-9	+26
2. vs. Saint Peter's, 11/22/16, 1st qtr.	37-12	+25
3. at Auburn, 1/5/17, 1st qtr.	29-6	+23
4. vs. Alabama St., 11/10/17, 2nd qtr.	27-5	+22
vs. Arkansas, 1/3/16, 3rd qtr.	29-7	+22

Deficit	Score	Margin
1. vs. UConn, 2/1/18, 2nd qtr.	29-8	-21
2. at Mississippi State, 2/5/18, 4th	9-28	-19
3. vs. Syracuse, 3/25/16, 4th qtr.	16-30	-14
4. vs. Notre Dame, 11/26/17, 2nd qtr.	10-23	-13
5. at Mississippi State, 2/5/18, 2nd qtr.	8-19	-11
at Maryland, 11/13/17, 4th qtr.	21-32	-11
3 other times		-11

Field Goals

Made	FGM
1. vs. Saint Peter's, 11/22/16, 1st qtr.	15
2. vs. Notre Dame, 11/26/17, 4th qtr.	14
vs. Arkansas, 1/3/16, 2nd qtr.	14
4. vs. Quinnipiac, 3/25/17, 3rd qtr.	13
vs. Kentucky, 3/4/17, 1st qtr.	13

Attempts	FGA
1. vs. CofC, 12/5/17, 1st qtr.	22
at Auburn, 1/5/17, 1st qtr.	22
3. vs. UConn, 2/1/18, 4th qtr.	21
vs. Arkansas, 1/25/18, 3rd qtr.	21
at Ole Miss, 1/4/18, 1st qtr.	21
at Temple, 12/21/17, 1st qtr.	21
vs. Notre Dame, 11/26/17, 4th qtr.	21
vs. Alabama St., 11/10/17, 2nd qtr.	21
7 other times	21

Highest Percentage	FGM-A	Pct
1. vs. Kentucky, 3/5/16, 4th qtr.	11-13	.846
2. at Kentucky, 1/21/18, 3rd qtr.	9-11	.818
3. vs. Quinnipiac, 3/25/17, 3rd qtr.	13-16	.813
4. vs. Hampton, 12/16/15, 3rd qtr.	8-10	.800
5. at Vanderbilt, 1/18/18, 3rd qtr.	11-14	.786

Lowest Percentage	FGM-A	Pct
1. vs. Georgia, 1/12/17, 2nd qtr.	1-12	.083
2. vs. UCLA, 12/18/16, 1st qtr.	2-15	.133
3. vs. Stanford, 3/31/17, 2nd qtr.	2-14	.143
4. vs. Missouri, 1/28/18, 2nd qtr.	3-19	.158
5. vs. UConn, 2/8/16, 3rd qtr.	3-17	.176

Lowest Percentage Allowed	FGM-A	Pct
1. vs. CofC, 12/5/17, 2nd qtr.	1-18	.056
vs. St. John's, 11/25/17, 1st qtr.	1-17	.059
3. vs. Vanderbilt, 2/16/17, 4th qtr.	1-16	.063
4. vs. UNC Asheville, 3/17/17, 3rd qtr.	1-15	.067
5. vs. Alabama St., 11/10/17, 4th qtr.	1-14	.071
at Florida, 1/8/17, 2nd qtr.	1-14	.071

Highest Percentage Allowed	FGM-A	Pct
1. at LSU, 1/15/17, 2nd qtr.	9-12	.750
2. vs. Tennessee, 1/14/18, 2nd qtr.	8-11	.727
vs. Quinnipiac, 3/25/17, 2nd qtr.	8-11	.727
4. at Missouri, 1/7/18, 4th qtr.	5-7	.714
5. vs. Auburn, 1/11/18, 3rd qtr.	7-10	.700

Rebounding

Total	Rebs
1. at Ohio state, 11/14/16, 1st qtr.	20
2. vs. CofC, 12/5/17, 1st qtr.	19
3. vs. Arkansas, 1/25/18, 1st qtr.	18
vs. Western Carolina, 11/30/17, 2nd qtr.	18
vs. Clemson, 12/15/16, 2nd qtr.	18
vs. Kansas State, 3/20/16, 3rd qtr.	18
at Alabama, 2/22/16, 4th qtr.	18

Margin	Rebs	Margin
1. at Alabama, 2/22/16, 4th qtr.	18-3	+15
2. vs. Arkansas, 1/25/18, 1st qtr.	18-4	+14
vs. Clemson, 12/15/16, 2nd qtr.	18-4	+14
3. vs. CofC, 12/5/17, 1st qtr.	19-6	+13
vs. Saint Peter's, 11/22/16, 1st qtr.	16-3	+13
vs. Hampton, 12/16/15, 4th qtr.	15-2	+13

INDIVIDUAL

Scoring

Most	Points
1. Kaela Davis at Auburn, 1/5/17, 1st qtr.	19
2. A'ja Wilson vs. Notre Dame, 11/26/17, 4th qtr.	18
3. Kaela Davis vs. Quinnipiac, 3/25/17, 3rd qtr.	15
Tina Roy vs. Arkansas, 1/3/16, 3rd qtr.	15
5. Kaela Davis vs. Minnesota, 12/11/16, 2nd qtr.	14
Tina Roy vs. Syracuse, 3/25/16, 2nd qtr.	14

Rebounding

Most	Rebs
1. Alaina Coates at Arkansas, 2/5/17, 1st qtr.	9
Alaina Coates at Georgia, 1/26/17, 2nd qtr.	9
3. A'ja Wilson vs. Stanford, 3/31/17, 3rd qtr.	8
A'ja Wilson vs. Mississippi State, 3/5/17, 4th qtr.	8
Alaina Coates vs. Georgia, 1/12/17, 1st qtr.	8
A'ja Wilson at Florida, 1/8/17, 2nd qtr.	8
A'ja Wilson vs. UCLA, 12/18/16, 4th qtr.	8
Alaina Coates vs. Louisville, 11/27/16, 3rd qtr.	8
Alaina Coates vs. Hampton, 11/20/16, 3rd qtr.	8
Alaina Coates vs. Ole Miss, 1/28/16, 2nd qtr.	8

Staley Era Team Records

Italics indicates set in 2017-18

Scoring

Most	Points
1. vs. Savannah State, 12/14/14	111
2. at Alabama, 1/8/15	102
3. vs. <i>Western Carolina, 11/30/17</i>	101
4. vs. Quinnipiac, 3/25/17	100
5. vs. <i>Savannah State, 12/17/17</i>	99
vs. <i>Alabama State, 11/10/17</i>	99
vs. Clemson, 11/20/14	99
vs. Ole Miss, 1/30/14	99
vs. Charleston Southern, 11/9/13	99

Fewest	Points
1. at Stanford, 11/26/10	32
2. vs. Georgia, 3/4/11	34
3. vs. Mississippi State, 3/5/09	39
4. at Georgia, 1/13/13	40
5. at Mississippi State, 2/26/09	41

Fewest Allowed	Points
1. vs. South Carolina State, 12/14/11	21
2. vs. Presbyterian, 11/27/11	24
3. vs. NC Central, 12/1/14	26
vs. SC State, 12/22/13	26
5. vs. NC Central, 12/2/13	27

Most Allowed	Points
1. at Clemson, 11/19/09	94
2. vs. North Carolina, 12/20/09	93
3. vs. <i>Notre Dame, 11/26/17</i>	92
vs. Kentucky, 2/26/17	87
at Connecticut, 2/9/15	87

Margin of Outcome

Victory	Score	Margin
1. vs. Charleston Southern, 11/8/13	99-29	+70
2. vs. <i>Alabama State, 11/10/17</i>	99-31	+68
vs. NC Central, 12/1/14	90-26	+64
4. vs. Savannah State, 12/14/14	111-49	+62
5. vs. <i>Savannah State, 12/17/17</i>	99-38	+61

Defeat	Score	Margin
1. at Stanford, 11/26/10	32-70	-38
2. vs. Georgia, 3/4/11	34-66	-32
3. vs. Stanford, 12/19/08	47-78	-31
4. at Penn State, 11/21/10	48-78	-30
5. vs. Connecticut, 12/28/08	48-77	-29

Field Goals

Made	FGM
1. vs. <i>Savannah State, 12/17/17</i>	39
vs. <i>Western Carolina, 11/30/17</i>	39
vs. Charleston Southern, 11/8/13	39
4. vs. Minnesota, 12/11/16	38
vs. Savannah State, 12/14/14	38
vs. Clemson, 11/20/14	38

Attempts	FGA
1. vs. Penn State, 11/20/11	76
2. vs. <i>Arkansas, 1/25/18</i>	75
3. at Clemson, 11/19/09	74
4. vs. Tennessee, 1/20/11	73
5. vs. <i>Alabama State, 11/10/17</i>	72
4 other games	72

Highest Percentage (Min. 40 FGA)	FGM-A	Pct
1. at <i>Vanderbilt, 1/18/18</i>	36-54	.667
2. vs. Savannah State, 3/20/15	34-53	.642
3. at Alabama, 1/8/15	37-58	.638
4. vs. Kentucky, 2/26/17	34-55	.618
5. vs. Florida State, 3/29/15	30-49	.612

Lowest Percentage (Min. 40 FGA)	FGM-A	Pct
1. at Stanford, 11/26/10	12-55	.218
2. vs. Georgia, 3/4/11	12-52	.231
3. at Florida, 1/20/13	15-64	.234
4. at Kentucky, 2/5/09	13-55	.236
5. at Georgia, 1/2/11	13-54	.241

Lowest %age Allowed (Min. 40 FGA)	FGM-A	Pct
1. vs. South Carolina State, 12/14/11	6-48	.125
2. vs. NC Central, 12/2/13	8-50	.160
3. vs. Charleston Southern, 11/8/13	10-54	.185
4. vs. Arkansas, 3/6/15	11-57	.193
vs. Hampton, 11/22/12	11-57	.193

Highest %age Allowed (Min. 40 FGA)	FGM-A	Pct
1. vs. Connecticut, 12/28/08	35-62	.565
vs. Florida, 1/9/11	26-46	.565
3. vs. <i>Tennessee, 1/14/18</i>	31-55	.564
4. at <i>Missouri, 1/7/18</i>	27-48	.563
5. vs. Xavier, 11/12/10	34-61	.557

3-Point Field Goals

Made	3FGM
1. vs. Minnesota, 12/11/16	16
2. at Auburn, 1/5/17	14
3. vs. Kentucky, 3/5/16	12
4. vs. Arkansas, 1/3/16	11
at Alabama, 1/8/15	11

Attempts	3FGA
1. vs. Minnesota, 12/11/16	33
2. vs. Syracuse, 3/25/16	32
3. vs. Penn State, 11/20/11	29
4. at Auburn, 1/5/17	28
vs. College of Charleston, 11/14/13	28
vs. North Carolina, 12/19/10	28

Percentage (Min. 5 3FGA)	3FGM-A	Pct
1. vs. Oregon State, 3/25/14	4-6	.667
vs. Ole Miss, 1/30/14	4-6	.667
vs. Savannah State, 12/28/13	4-6	.667
vs. Western Carolina, 12/29/12	6-9	.667
at Alabama, 1/10/10	8-12	.667
vs. Charlotte, 12/21/08	8-12	.667

Free Throws

Made	FTM
1. vs. Savannah State, 12/14/14	34
vs. Oregon State, 3/25/14	34
3. vs. Missouri, 1/10/16	32
vs. Ole Miss, 1/30/14	32
at Mississippi State, 1/6/12	32

Attempts	FTA
1. at Mississippi State, 1/6/13	50
2. vs. Savannah State, 12/28/13	48
3. vs. Savannah State, 12/14/14	47
4. vs. Missouri, 2/2/14	46
5. vs. Seton Hall, 11/17/13	44
vs. South Carolina State, 12/21/12	44

Percentage (Min. 10 FTA)	FTM-A	Pct
1. vs. Quinnipiac, 3/25/17	18-19	.947
2. at Texas A&M, 2/23/17	15-16	.923
3. vs. Alabama, 1/19/14	10-11	.909
4. at Arkansas, 2/5/17	18-20	.900
5. vs. Auburn, 1/2/09	23-26	.885

Rebounding

Total	Rebs
1. vs. <i>Arkansas, 1/25/18</i>	62
vs. College of Charleston, 11/14/13	62
3. at Florida, 1/20/13	59
4. at Alabama, 2/22/16	58
5. vs. Hampton, 11/22/12	57

Margin	Rebs	Margin
1. vs. Savannah State, 12/14/14	56-21	+35
2. vs. Hampton, 12/16/15	52-19	+33
3. vs. <i>Arkansas, 1/25/18</i>	62-31	+31
4. at Alabama, 2/7/13	53-24	+29
5. at Alabama, 2/22/16	58-31	+28
vs. Hampton, 12/17/14	48-21	+27

Offensive	Off. Rebs
1. vs. Elon, 11/9/12	29
2. vs. <i>Arkansas, 1/25/18</i>	27
vs. College of Charleston, 11/23/11	27
4. vs. Kansas, 3/25/13	26
at Florida, 1/20/13	26

Turnovers

Fewest	TOs
1. at Tennessee, 2/2/12	4
2. at <i>Ole Miss, 1/4/18</i>	5
vs. UNC Asheville, 3/17/17	5
vs. Vanderbilt, 2/16/17	5
vs. CSU Bakersfield, 11/28/15	5
at Clemson, 11/18/15	5
vs. Syracuse, 11/28/14	5
vs. Tennessee, 2/23/15	5
at Missouri, 2/28/13	5
vs. Georgia, 3/2/12	5
vs. Ole Miss, 3/3/11	5

Most	TOs
1. at Wake Forest, 12/3/08	32
2. at Ole Miss, 2/25/16	29
vs. Hampton, 11/22/12	29
vs. Kentucky, 1/15/12	29
4. at Kentucky, 1/13/11	28

Assists

1. vs. Minnesota, 12/11/16	29
2. vs. NC Central, 12/1/14	26
3. vs. Winthrop, 12/13/15	25
vs. UNCG, 11/15/15	25
vs. San Diego State, 11/23/14	25
vs. Clemson, 11/20/14	25
vs. Alabama, 1/19/14	25
vs. Charleston Southern, 11/8/13	25

Steals

1. vs. <i>Alabama State, 11/10/17</i>	21
vs. NC Central, 12/1/14	21
vs. Furman, 12/11/11	21
4. vs. San Diego State, 11/23/14	18
5. vs. Saint Peter's, 11/22/16	17
vs. Charleston Southern, 11/8/13	17

Blocked Shots

1. vs. Winthrop, 12/13/15	16
2. vs. Arkansas, 3/6/15	15
3. at Mississippi State, 2/6/14	14
vs. Kentucky, 1/9/14	14
5. at <i>Temple, 12/21/17</i>	13



Dawn Staley

Head Coach

10th Season at South Carolina

Virginia, 1992

When three-time Olympic gold medalist Dawn Staley took the reins of the University of South Carolina women's basketball program on May 10, 2008, the Gamecocks' stature immediately rose not just in the Southeastern Conference but on the national stage as well. Nine seasons later, Staley delivered on those expectations with the program's first NCAA National Championship in 2017. South Carolina has the fifth-longest active streak of appearances in the Associated Press Top 25, hitting the 100-week mark on Dec. 25, 2017; and the Gamecocks boast six straight 25-win seasons, which include four SEC regular-season championships, three SEC Tournament titles, two NCAA Final Four appearances and three other Sweet 16 seasons, the program's first ever No. 1 national ranking and a school-record 34 wins in 2014-15. Staley's success has united every demographic in the state of South Carolina as the Gamecocks' fan base tripled over a span of three seasons, and three times led the nation in home attendance.

While her coaching career is blossoming, Staley is still recognized for her body of work as a one of the most decorated participants in United States women's basketball history. The Naismith Memorial Basketball Hall of Fame solidified her legacy with her enshrinement as part of the Class of 2013. The Phoenix Club of Philadelphia established the Dawn Staley Award recognizing the nation's top guard in women's Division I basketball in 2013 as well. Staley was inducted into the Women's Basketball Hall of Fame as part of the Class of 2012 and was one of the final nominees for induction to the U.S. Olympic Hall of Fame the same year. In the summer of 2011, the WNBA recognized her as one of the league's "Top 15," honoring the most influential players in the league's history.

In her 18th season as a head coach, Staley has amassed a 414-165 (.715) record, including her 242-85 (.740) slate in her 10th season at South Carolina. She has led her teams to eight 25-win seasons, a total of 14 postseason appearances and 76 weeks in the Associated Press top 10, including 12 in the No. 1 spot. Also a force in USA Basketball, she was named the U.S. Women's National Team head coach for 2017-20 after leading three other U.S. teams to gold medals – 2015 FIBA U19 World Cup, 2014 FIBA U18 Americas Cup, 2007 Pan Am Games – and serving as an assistant on the Senior National Team 2006-08 and again 2014-16, during which the U.S. claimed gold in the 2014 FIBA World Cup and the 2008 and 2016 Olympic Games.

At the helm of the Gamecocks over the last 10 seasons, Staley has been named National Coach of the Year, a Naismith National Coach of the Year Finalist three times, SEC Coach of the Year three times and BCA Female Coach of the Year. She became the fastest coach to 200 wins in program history, needing just 277 games at South Carolina to do it.

Under Staley's leadership, four Gamecocks have collected eight All-America selections, two have picked up four SEC Player of the Year honors, two have earned SEC Defensive Player of the Year recognition, one has been the SEC 6th Player of the Year and three were named SEC Freshman of the Year. She has coached 10 Gamecocks who earned All-SEC honors 21 times, including 11 first-team selections, and five Gamecocks have been selected in the WNBA Draft, including Alaina Coates who, as the No. 2 pick in 2017, became the highest pick in program history, and three others who earned WNBA All-Rookie Team honors.

On Staley's watch, the Gamecocks are enjoying the most sustained success in program history. After posting back-to-back 25-win seasons in 2011-12 and 2012-13 for the first time in more than 30 years, the 2014-15 team broke the school record with 34 wins. South Carolina won more SEC games than the season before in each of Staley's first seven seasons, culminating in the 2015-16 team recording just the second 16-0 conference record in league history. Staley's 97 SEC wins are more than any other Gamecock coach, accounting for 60.2 percent of the program's total 161 wins over its 26 seasons in the league. She has delivered the only SEC championships in program history, lifting that trophy four times in as many seasons, and she has helped the Gamecocks to six of the program's seven top-four finishes in the SEC. Off the court, Staley's Gamecocks have been active in the community and thriving in the classroom. Every student-athlete who completed her eligibility under Staley at South Carolina has graduated or is on track to graduate, and the team GPA has been over 3.0 for seven of the last eight semesters.

Year-by-Year Coaching Record

Year	School	Record	Conf. Rec.	Conf. Finish	Postseason
2000-01	Temple	19-11	11-5	2nd East	WNIT
2001-02	Temple	20-11	12-4	2nd East	A-10 Tourn. Champ./NCAA 1st Round
2002-03	Temple	14-15	9-7	2nd East	
2003-04	Temple	21-10	14-2	1st East	A-10 Tourn. Champ./NCAA 1st Round
2004-05	Temple	28-4	16-0	1st East*	A-10 Tourn. Champ./NCAA 2nd Round
2005-06	Temple	24-8	12-4	3rd	A-10 Tourn. Champ./NCAA 1st Round
2006-07	Temple	25-8	13-1	2nd	NCAA 2nd Round
2007-08	Temple	21-13	12-2	T-1st	NCAA 1st Round
2008-09	South Carolina	10-18	2-12	11th	
2009-10	South Carolina	14-15	7-9	T-7th	
2010-11	South Carolina	18-15	8-8	T-5th	WNIT 2nd Round
2011-12	South Carolina	25-10	10-6	T-4th	NCAA Sweet 16
2012-13	South Carolina	25-8	11-5	T-4th	NCAA 2nd Round
2013-14	South Carolina	29-5	14-2	1st	NCAA Sweet 16
2014-15	South Carolina	34-3	15-1	T-1st	SEC Tourn. Champ./NCAA Final Four
2015-16	South Carolina	33-2	16-0	1st	SEC Tourn. Champ./NCAA Sweet 16
2016-17	South Carolina	33-4	14-2	1st	SEC Tourn. Champ./NCAA Champ
2017-18	South Carolina	21-5	10-3		
Career	18th season	414-165	206-73		
At SC	10th season	242-85	107-48		

Coaching Highlights

College

- 12 NCAA Tournament Appearances (6 at South Carolina)
- NCAA National Champion (2017)
- 13 20-Win Seasons (7 at South Carolina)
- 5 Regular-Season Conference Titles (SEC 2014, 2015, 2016, 2017; A-10 2008)
- 7 Conference Tournament Titles (SEC 2015, 2016, 2017; A-10 2002, 2004, 2005, 2006)
- 3-time Naismith National Coach of the Year Finalist (2014, 2015, 2016)
- Basketball Times National Coach of the Year (2014)
- 4-time WBCA Region Coach of the Year (Region 3 2014, 2015, 2016; Region 1 2005)
- Five-time Conference Coach of the Year (SEC 2014, 2015, 2016; A-10 2004, 2005)
- Winningest head coach at both Temple and South Carolina

USA Basketball

- Senior National Team Head Coach (2017-20)
- Senior National Team Asst. Coach (2006-08, 2014-16) – Rio Olympics gold medal (2016), FIBA World Championship gold medal (2014), Beijing Olympics gold medal (2008), FIBA Americas Championship gold medal (2007), FIBA World Championship bronze medal (2006)
- U19 National Team Head Coach – FIBA U19 World Championship gold medal (2015)
- U18 National Team Head Coach – FIBA U18 Americas Championship gold medal (2014)
- Pan Am Games Head Coach – Gold medal (2007)

Playing Highlights

U.S. Professional – 11 seasons

- Five-time WNBA All-Star (2001, 2002, 2003, 2005, 2006)
- Two-time ABL All-Star (1997, 1998)
- WNBA All-Decade Team

USA Basketball

- Olympic gold medalist (1996, 2000, 2004)
- Flag bearer for U.S. in Olympic Games Opening Ceremony (2004)
- Two-time USA Basketball Female Athlete of the Year (1994, 2004)

College – Virginia (1989-92)

- Kodak All-America (1990, 1991, 1992)
- Honda-Broderick Cup Award for Collegiate Female Athlete of the Year (1991)
- Two-time ACC Player of the Year (1991, 1992)
- NCAA Tournament MOP (1991)

Other Notables

- Naismith Memorial Basketball Hall of Fame, Class of 2013
- Order of the Palmetto Recipient (2013)
- Women's Basketball Hall of Fame, Class of 2012



Official Basketball Box Score - Game Totals - Final Statistics
Alabama State vs #4/2 South Carolina
11/10/17 7 p.m. at Columbia, S.C./Colonial Life Arena



Alabama State 31 • 0-1

#	Player	Total		3-Ptr		Rebounds		PF	TP	A	TO	Blk	Stl	Min	
		FG-FGA	FT-FTA	FG-FGA	FT-FTA	Off	Def								Tot
22	Stephens, Kayla	f	1-7	0-0	1-2	1	1	2	5	3	0	2	0	1	19
04	Calhoun, Tatyana	c	0-0	0-0	0-0	0	2	2	5	0	0	0	0	4	
52	Pye, Kenya	g	1-3	0-1	0-0	0	1	1	0	2	0	2	0	17	
11	Smith, Shamyiah	g	1-2	0-0	0-0	0	0	0	2	2	8	5	0	22	
25	Hunt, Amber	g	3-9	2-5	0-2	2	1	3	1	8	0	3	0	29	
05	Nelson, Aliyah	g	2-4	0-0	0-0	1	2	3	4	0	2	0	0	22	
10	Lee, Courtney	g	0-4	0-0	2-4	0	0	0	0	2	1	7	1	18	
12	Milner, Mya	g	0-5	0-1	2-4	0	0	0	5	2	0	1	0	11	
21	Sapp, Nia	g	1-7	0-1	1-1	0	1	1	0	3	0	3	0	12	
23	Gipson, Arleatha	g	1-5	1-1	0-2	2	2	4	2	3	0	2	0	25	
34	Harvey, Victoria	g	1-8	0-0	0-0	6	3	9	4	2	0	1	1	21	
	Team					5	1	6			1				
	Totals		11-54	3-9	6-15	17	14	31	27	31	9	29	2	3	200

1st FG %:	3-14	21.4%	2nd:	2-13	15.4%	3rd:	5-13	38.5%	4th:	1-14	7.1%	Game:	11-54	20.4%	Deadball
3FG %:	1-1	100.0%	1-2	50.0%	1-5	20.0%	0-1	0.0%	3-9	33.3%		8-22	36.4%		Rebounds
FT %:	2-3	66.7%	0-0	0.0%	2-4	50.0%	2-8	25.0%	6-15	40.0%		8-22	36.4%		6

#4/2 South Carolina 99 • 1-0

#	Player	Total		3-Ptr		Rebounds		PF	TP	A	TO	Blk	Stl	Min	
		FG-FGA	FT-FTA	FG-FGA	FT-FTA	Off	Def								Tot
22	WILSON, A'ja	f	5-9	0-0	6-6	4	6	10	0	16	2	1	3	0	14
03	JENNINGS, Alexis	f	3-7	0-1	1-1	1	5	4	9	0	7	1	0	2	15
04	CLINEY, Doniyah	g	5-8	1-3	4-4	2	2	4	2	15	2	0	0	5	29
11	SPANN, Lindsey	g	6-9	3-5	1-1	0	0	0	0	16	3	1	0	22	
52	HARRIS, Tyasha	g	4-7	1-4	0-0	0	0	0	0	9	4	1	0	3	20
00	PATRICK, Victoria	g	1-5	0-3	0-0	0	0	0	2	2	1	0	0	21	
10	JACKSON, Bianca	g	4-10	0-3	0-0	2	4	6	3	8	3	1	2	28	
21	HERBERT HARRIGAN,	g	7-10	0-0	4-5	2	4	6	1	18	0	2	1	2	
23	WILLIAMS, LaDazhia	g	1-5	0-0	0-4	4	1	5	2	2	0	1	2	14	
24	GRISSETT, LeLe	g	1-2	0-0	4-7	2	3	5	4	6	0	3	0	4	
	Team					2	1	3			2				
	Totals		37-72	5-19	20-28	23	25	48	14	99	16	10	10	21	200

1st FG %:	9-18	50.0%	2nd:	11-16	68.8%	3rd:	8-17	47.1%	4th:	9-21	42.9%	Game:	37-72	51.4%	Deadball
3FG %:	2-7	28.6%	1-1	100.0%	2-6	33.3%	0-5	0.0%	5-19	26.3%		8-22	36.4%		Rebounds
FT %:	9-11	81.8%	4-6	66.7%	7-9	77.8%	0-2	0.0%	20-28	71.4%		20-28	71.4%		6,3

Officials: Kevin Pethel, Bonnie Pettus, Kimberly Thebo
Technical fouls: Alabama State-None. #4/2 South Carolina-None.
Attendance: 13723

Score by periods	1st	2nd	3rd	4th	Total
Alabama State	9	5	13	4	31
#4/2 South Carolina	29	27	25	18	99

Points	In	Off	2nd	Fast	Bench
ALST	Paint	T/O	Chance	Break	
SC	56	46	28	27	36

Last FG - ALST 4th-02:42, SC 4th-00:51.
Largest lead - ALST by 1 1st-08:59, SC by 68 4th-03:10.
ALST led for 00:30. SC led for 39:25. Game was tied for 00:05.

Score tied - 0 times.
Lead changed - 2 times.



Official Basketball Box Score - Game Totals - Final Statistics
#4/2 South Carolina vs Clemson
11/16/17 7 p.m. at Clemson, S.C. (Littlejohn Coliseum)



#4/2 South Carolina 66 • 3-0

#	Player	Total		3-Ptr		Rebounds		PF	TP	A	TO	Blk	Stl	Min	
		FG-FGA	FT-FTA	FG-FGA	FT-FTA	Off	Def								Tot
22	WILSON, A'ja	f	8-14	0-0	3-4	2	9	11	2	19	1	2	3	0	26
35	JENNINGS, Alexis	f	1-3	0-0	0-2	0	4	4	1	2	1	1	0	1	18
04	CLINEY, Doniyah	g	2-6	1-3	0-0	2	3	5	1	5	1	1	0	22	
11	SPANN, Lindsey	g	7-9	6-7	0-0	0	0	0	0	20	2	2	0	24	
52	HARRIS, Tyasha	g	0-5	0-1	1-2	1	2	3	1	1	4	3	0	0	23
00	PATRICK, Victoria	g	0-3	0-2	0-0	1	1	2	1	0	1	0	0	13	
10	JACKSON, Bianca	g	0-3	0-1	1-2	1	1	2	4	1	7	0	0	1	26
21	HERBERT HARRIGAN,	g	3-9	0-0	1-5	0	5	5	3	7	0	0	2	25	
23	WILLIAMS, LaDazhia	g	0-3	0-1	1-2	2	1	3	1	1	0	1	0	8	
24	GRISSETT, LeLe	g	5-8	0-0	0-0	5	3	8	3	10	1	1	0	15	
	Team					3	3	6							
	Totals		26-63	7-15	7-17	17	32	49	18	66	18	11	5	6	200

1st FG %:	9-19	47.4%	2nd:	5-14	35.7%	3rd:	9-16	56.3%	4th:	3-14	21.4%	Game:	26-63	41.3%	Deadball
3FG %:	4-7	57.1%	1-3	33.3%	2-3	66.7%	0-2	0.0%	7-15	46.7%		6-19	31.6%		Rebounds
FT %:	1-3	33.3%	3-6	50.0%	2-4	50.0%	1-4	25.0%	7-17	41.2%		6-19	31.6%		6

Clemson 36 • 2-1

#	Player	Total		3-Ptr		Rebounds		PF	TP	A	TO	Blk	Stl	Min	
		FG-FGA	FT-FTA	FG-FGA	FT-FTA	Off	Def								Tot
24	Ivy Atkism	f	0-3	0-0	0-0	1	1	2	0	0	0	0	1	0	16
44	Kobi Thornton	f	4-11	0-0	0-2	1	9	10	3	8	0	4	3	1	27
01	Destiny Thomas	g	1-6	0-2	0-0	1	3	4	2	2	0	1	0	12	
05	Danielle Edwards	g	1-4	0-1	2-2	0	0	0	2	4	2	2	0	25	
10	Fran. Tagliapietra	g	0-5	0-1	0-0	2	0	2	1	0	1	3	0	0	17
02	Janise Strover	g	1-3	0-0	1-2	3	1	4	4	3	1	1	0	9	
11	Siana Fields	g	1-2	1-1	0-0	0	1	1	0	3	1	0	0	7	
15	Jaia Alexander	g	0-6	0-0	2-4	0	2	2	1	2	1	1	0	20	
20	Sirah Diarra	g	1-1	1-1	0-0	0	0	0	0	3	0	0	0	4	
22	Keniece Purvis	g	0-1	0-0	0-0	0	1	1	1	0	2	0	0	4	
32	Chyna Cotton	g	0-1	0-0	0-2	0	1	1	0	0	1	0	1	13	
33	Alexis Carter	g	2-5	0-0	0-0	0	1	1	1	4	0	2	0	22	
55	Tylar Bennett	g	2-4	0-0	3-7	1	4	5	2	7	0	0	3	1	24
	Team					3	0	3			2				
	Totals		13-52	2-6	8-19	12	24	36	18	36	8	17	7	5	200

1st FG %:	3-15	20.0%	2nd:	2-13	15.4%	3rd:	4-12	33.3%	4th:	4-12	33.3%	Game:	13-52	25.0%	Deadball
3FG %:	0-2	0.0%	0-0	0.0%	0-2	0.0%	2-2	100.0%	2-6	33.3%		8-19	42.1%		Rebounds
FT %:	1-4	25.0%	0-0	0.0%	4-6	66.7%	3-9	33.3%							6

Officials: Erika Camaroto, Karen Preato, Luis Gonzales
Technical fouls: #4/2 South Carolina-None. Clemson-None.
Attendance: 1589

Score by periods	1st	2nd	3rd	4th	Total
#4/2 South Carolina	23	14	22	7	66
Clemson	7	4	12	13	36

Points	In	Off	2nd	Fast	Bench
SC	Paint	T/O	Chance	Break	
CU	32	21	11	4	19
	4	5	1	2	22

Last FG - SC 4th-00:36, CU 4th-00:20.
Largest lead - SC by 38 4th-09:35, CU by 2 1st-07:38.
SC led for 38:11. CU led for 01:02. Game was tied for 00:47.

Score tied - 1 time.
Lead changed - 2 times.



Official Basketball Box Score - Game Totals - Final Statistics
South Carolina vs #15/13 Maryland
11/13/17 7:00 p.m. at College Park, Md. (XFINITY Center)



South Carolina 94 • 2-0

#	Player	Total		3-Ptr		Rebounds		PF	TP	A	TO	Blk	Stl	Min	
		FG-FGA	FT-FTA	FG-FGA	FT-FTA	Off	Def								Tot
22	WILSON, A'ja	f	10-19	0-0	12-18	8	4	12	2	32	3	5	4	0	36
35	JENNINGS, Alexis	f	5-8	0-1	2-2	4	9	13	1	12	0	0	1	27	
04	CLINEY, Doniyah	g	2-8	1-5	1-4	1	2	3	3	6	4	2	0	1	32
11	SPANN, Lindsey	g	5-9	3-7	2-2	0	5	5	3	15	2	0	1	32	
52	HARRIS, Tyasha	g	5-14	3-6	7-7	0	3	3	2	20	9	3	0		



Official Basketball Box Score -- Game Totals -- Final Statistics
Rutgers vs #3/2 South Carolina
 11/24/17 1:30pm at Germain Arena (Fort Myers, Fla.)



Rutgers 68 • 4-1

#	Player	Total		3-Ptr		Rebounds			PF	TP	A	TO	Blk	Stl	Min
		FG-FGA	FT-FGA	FG-FGA	FT-FGA	Off	Def	Tot							
03	Tyler Scaife	* 9-21	0-0	2-3	1	2	3	2	20	0	3	0	1	32	
10	Kathleen Fitzpatrick	* 0-0	0-0	0-0	0	0	0	0	0	0	0	0	0	5	
12	Khadaizha Sanders	* 1-3	0-0	1-1	0	0	0	3	3	2	2	0	1	15	
35	Stasha Carey	* 3-4	2-3	0-0	0	1	1	2	8	0	3	0	0	20	
40	Victoria Harris	* 0-2	0-1	0-0	2	3	5	4	0	0	0	0	0	11	
01	Jazlynd Rollins	5-9	0-3	0-0	0	1	1	1	10	4	1	0	3	30	
04	Kate Hill	0-0	0-0	0-0	0	0	0	0	0	1	0	0	0	4	
05	Ciani Cryor	2-6	2-4	0-0	0	1	1	2	6	4	5	0	0	27	
11	Nigia Greene	0-2	0-2	0-0	0	0	0	1	0	0	1	0	0	3	
13	Mael Gilles	0-2	0-0	0-0	2	0	2	1	0	0	0	0	1	8	
15	Caitlin Jenkins	4-8	0-0	0-0	4	4	8	3	8	0	0	3	0	18	
31	Tekia Mack	2-4	1-2	8-9	1	4	5	3	13	2	3	1	4	23	
32	Desiree Keeling	0-1	0-0	0-0	0	0	0	0	0	0	1	0	0	1	
44	Jordan Wallace	0-0	0-0	0-0	0	0	0	0	0	0	0	0	0	3	
Team					1	2	3								
Totals		26-62	5-15	11-13	11	18	29	22	68	12	20	4	10	200	

1st - FG %:	5-14	35.7%	2nd:	5-18	27.8%	3rd:	7-12	58.3%	4th:	9-18	50.0%	Game:	26-62	41.9%	Deadball	
3FG %:	0-2	0.0%	1-6	16.7%	2-2	100.0%	2-5	40.0%	5-15	33.3%						
FT %:	3-5	60.0%	2-2	100.0%	3-3	100.0%	3-3	100.0%	11-13	84.6%						

#3/2 South Carolina 78 • 5-0

#	Player	Total		3-Ptr		Rebounds			PF	TP	A	TO	Blk	Stl	Min
		FG-FGA	FT-FGA	FG-FGA	FT-FGA	Off	Def	Tot							
22	WILSON, A'ja	f 9-15	0-0	15-17	1	9	10	2	33	3	2	5	1	34	
35	JENNINGS, Alexis	f 2-2	0-0	2-2	1	3	4	2	6	1	2	0	1	22	
04	CLINEY, Doniyah	f 4-5	0-1	0-0	0	1	1	4	8	1	2	0	0	24	
10	SPANN, Lindsey	g 6-10	3-5	2-2	0	3	3	0	17	1	3	0	1	37	
52	HARRIS, Tyasha	g 3-8	0-1	3-4	1	3	4	1	9	4	5	0	4	36	
00	PATRICK, Victoria	0-0	0-0	0-0	0	0	0	0	0	0	0	0	0	2	
10	JACKSON, Bianca	1-3	1-2	0-0	0	2	2	3	3	2	1	0	2	26	
21	HERBERT HARRIGAN,	1-3	0-0	0-0	2	0	2	2	2	2	0	0	2	11	
23	WILLIAMS, LaDazhia	0-1	0-0	0-0	0	0	0	0	0	1	0	0	0	3	
24	GRISSETT, LeLe	0-1	0-0	0-0	0	2	2	2	0	2	0	1	1	5	
Team					1	3	4								
Totals		26-48	4-9	22-25	6	26	32	16	78	14	18	5	12	200	

1st - FG %:	6-11	54.5%	2nd:	6-13	46.2%	3rd:	5-10	50.0%	4th:	9-14	64.3%	Game:	26-48	54.2%	Deadball	
3FG %:	0-1	0.0%	1-2	50.0%	2-3	66.7%	1-3	33.3%	4-4	100.0%						
FT %:	6-8	75.0%	2-2	100.0%	7-8	87.5%	7-7	100.0%	22-25	88.0%						

Officials: Brian Garland, Kevin Pethelt, Dawn Marsh
 Technical fouls: Rutgers-None. #3/2 South Carolina-None.
 Attendance: 1207

Score by periods	1st	2nd	3rd	4th	Total
Rutgers	13	13	19	23	68
#3/2 South Carolina	18	15	19	26	78

Points	In	Off	2nd	Fast	
Rutgers	28	13	11	15	37
#3/2 South Carolina	36	13	9	14	5

Score tied - 2 times.
 Lead changed - 6 times.
 Largest lead - RU by 6 1st-05:36, SC by 11 2nd-08:41.
 RU led for 03:53. SC led for 33:13. Game was tied for 02:54.

Official Basketball Box Score -- Game Totals -- Final Statistics
#6/6 Notre Dame vs South Carolina
 11/26/17 7:00pm at Germain Arena (Fort Myers, Fla.)

#6/6 Notre Dame 92 • 6-0

#	Player	Total		3-Ptr		Rebounds			PF	TP	A	TO	Blk	Stl	Min
		FG-FGA	FT-FGA	FG-FGA	FT-FGA	Off	Def	Tot							
01	Lili Thompson	* 2-5	1-1	1-2	0	2	2	2	6	5	4	1	2	30	
03	Marina Mabrey	* 5-10	2-4	0-0	1	2	3	1	12	2	1	0	1	26	
05	Jackie Young	* 8-16	0-0	6-8	2	8	10	3	22	4	1	0	1	37	
23	Jessica Shepard	* 5-7	0-0	0-0	1	4	5	4	10	2	2	0	0	36	
24	Arica Ogunbowale	* 8-17	1-2	6-8	3	4	7	2	23	5	1	0	2	35	
02	Kaitlin Cole	0-0	0-0	0-0	0	0	0	0	0	0	1	0	0	0	
21	Kristina Nelson	4-5	0-0	0-0	1	0	1	3	8	1	3	1	0	12	
30	Mikayla Vaughn	1-1	0-0	0-0	0	1	1	0	2	0	0	0	0	3	
33	Kathryn Westfeld	4-6	1-2	0-0	3	1	4	3	9	0	0	0	0	21	
Team					1	1	2								
Totals		37-67	5-9	13-18	12	23	35	18	92	19	13	2	6	200	

1st - FG %:	8-18	44.4%	2nd:	10-15	66.7%	3rd:	10-21	47.6%	4th:	9-13	69.2%	Game:	37-67	55.2%	Deadball	
3FG %:	2-5	40.0%	1-1	100.0%	1-2	50.0%	1-1	100.0%	5-9	55.6%						
FT %:	0-0	0.0%	2-2	100.0%	4-4	100.0%	7-12	58.3%	13-18	72.2%						

South Carolina 85 • 6-1

#	Player	Total		3-Ptr		Rebounds			PF	TP	A	TO	Blk	Stl	Min
		FG-FGA	FT-FGA	FG-FGA	FT-FGA	Off	Def	Tot							
22	WILSON, A'ja	f 12-20	0-0	10-13	3	6	9	2	34	5	4	3	3	39	
35	JENNINGS, Alexis	f 5-8	0-1	2-4	3	3	6	2	12	0	3	1	0	25	
04	CLINEY, Doniyah	g 4-4	2-2	2-2	1	4	5	4	12	3	4	0	0	33	
11	SPANN, Lindsey	g 3-14	3-11	1-2	0	0	2	2	10	3	0	0	0	39	
52	HARRIS, Tyasha	g 3-8	1-5	0-0	0	2	2	5	7	5	2	0	4	35	
10	JACKSON, Bianca	2-2	0-0	0-0	0	2	2	2	4	2	1	0	0	13	
21	HERBERT HARRIGAN,	1-4	0-0	0-0	0	1	1	1	2	0	2	1	0	8	
24	GRISSETT, LeLe	2-5	0-0	0-0	1	1	2	1	4	0	0	1	1	8	
Team					5	1	6								
Totals		32-65	6-19	15-21	13	20	33	19	85	18	16	6	8	200	

1st - FG %:	11-19	57.9%	2nd:	3-12	25.0%	3rd:	4-13	30.8%	4th:	14-21	66.7%	Game:	32-65	49.2%	Deadball	
3FG %:	4-8	50.0%	1-3	33.3%	1-6	16.7%	0-2	0.0%	6-19	31.6%						
FT %:	2-4	50.0%	3-4	75.0%	8-11	72.7%	2-2	100.0%	15-21	71.4%						

Officials: Sue Blach, Mark Zentz, Michael McConnell
 Technical fouls: #6/6 Notre Dame-None. South Carolina-None.
 Attendance: 1707

Score by periods	1st	2nd	3rd	4th	Total
#6/6 Notre Dame	18	23	25	26	92
South Carolina	28	10	17	30	85

Points	In	Off	2nd	Fast	
ND	58	20	19	8	19
SC	42	13	13	10	10

Score tied - 2 times.
 Lead changed - 3 times.
 Largest lead - ND by 19 4th-06:34, SC by 12 2nd-08:53.
 ND led for 21:42. SC led for 17:22. Game was tied for 00:44.



Official Basketball Box Score -- Game Totals -- Final Statistics
#3/2 South Carolina vs St. John's
 11/25/17 5:00pm at Germain Arena (Fort Myers, Fla.)



#3/2 South Carolina 76 • 6-0

#	Player	Total		3-Ptr		Rebounds			PF	TP	A	TO	Blk	Stl	Min
		FG-FGA	FT-FGA	FG-FGA	FT-FGA	Off	Def	Tot							
04	CLINEY, Doniyah	* 2-6	0-2	1-2	0	4	4	3	5	5	3	0	1	33	
11	SPANN, Lindsey	* 2-3	1-1	0-0	0	0	0	4	5	1	2	0	0	20	
22	WILSON, A'ja	* 5-7	1-1	6-8	1	16	17	3	17	2	4	3	0	28	
35	JENNINGS, Alexis	* 10-15	0-1	5-6	2	2	4	2	25	1	1	0	0	31	
52	HARRIS, Tyasha	* 3-10	1-5	1-2	0	2	2	4	8	3	4	1	1	36	
00	PATRICK, Victoria	0-0	0-0	0-0	0	0	0	0	0	0	0	0	0	3	
10	JACKSON, Bianca	2-4	2-3	2-2	1	2	3	2	8	1	0	0	0	21	
21	HERBERT HARRIGAN,	2-3	0-1	0-0	0	3	4	4	4	1	2	0	0	20	
23	WILLIAMS, LaDazhia	0-0	0-0	1-2	0	0	0	2	1	0	1	0	0	2	
24	GRISSETT, LeLe	0-0	0-0	3-4	0	1	1	1	3	0	1	0	0	6	
Team					3										



Official Basketball Box Score -- Game Totals -- Final Statistics
#14/16 Duke vs #5/6 South Carolina
 12/03/17 12 p.m. at Columbia, S.C./Colonial Life Arena



#14/16 Duke 52 • 6-2

#	Player	Total		3-Ptr		Rebounds			PF	TP	A	TO	Blk	Stl	Min
		FG-FGA	FT-FTA	FG-FGA	FT-FTA	Off	Def	Tot							
05	Leaonna Odom	f	3-11	0-0	0-0	1	4	5	2	6	1	2	3	2	34
35	Erin Mathias	f	7-9	0-0	2-2	2	4	6	5	16	1	2	2	0	29
40	Lexie Brown	g	5-14	1-4	2-2	0	1	1	1	13	4	0	0	3	34
12	Mikayla Boykin	g	0-4	0-2	1-2	0	2	2	0	1	4	2	0	0	17
23	Rebecca Greenwell	g	3-8	0-2	2-2	2	4	6	0	8	2	2	1	2	38
02	Haley Gorecki	g	0-2	0-1	0-0	0	2	2	1	0	2	4	0	0	13
14	Faith Suggs	g	0-0	0-0	0-0	0	0	0	1	0	0	0	0	0	7
21	Bego Faz Davalos	g	3-5	0-0	0-0	0	1	1	1	6	0	1	0	2	9
25	Jade Williams	g	1-1	0-0	0-2	2	0	2	3	2	0	0	0	0	3
32	Jayda Adams	g	0-1	0-0	0-0	0	0	0	0	0	0	0	0	0	4
44	Madison Treece	g	0-3	0-1	0-0	0	1	1	3	0	0	0	0	0	12
Team						4	0	4							
Totals			22-58	1-10	7-10	10	16	26	18	52	14	13	6	9	200

1st FG %: 6-13 46.2% 2nd: 5-11 45.5% 3rd: 5-18 27.8% 4th: 6-16 37.5% Game: 22-58 37.9% Deadball Rebounds 3,2
 3FG %: 1-4 25.0% 0-1 0.0% 0-3 0.0% 0-2 0.0% 1-10 10.0%
 FT %: 0-0 0.0% 4-4 100.0% 0-0 0.0% 3-6 50.0% 7-10 70.0%

#5/6 South Carolina 72 • 8-1

#	Player	Total		3-Ptr		Rebounds			PF	TP	A	TO	Blk	Stl	Min
		FG-FGA	FT-FTA	FG-FGA	FT-FTA	Off	Def	Tot							
22	WILSON, A'ja	f	8-16	0-0	2-5	3	8	11	1	18	1	1	0	2	29
35	JENNINGS, Alexis	f	9-15	0-0	3-8	8	2	10	3	21	2	3	1	2	33
04	CLINEY, Doniyah	g	3-8	0-2	0-0	1	3	4	1	6	5	1	1	1	37
10	JACKSON, Bianca	g	2-5	0-1	0-0	2	2	4	1	4	1	3	0	0	34
52	HARRIS, Tyasha	g	4-8	0-2	0-0	0	5	5	0	8	5	2	0	2	34
00	PATRICK, Victoria	g	1-4	1-3	0-0	0	0	0	2	3	1	0	0	0	14
21	HERBERT HARRIGAN,	g	3-4	0-0	2-2	0	1	1	0	8	1	1	1	0	14
23	WILLIAMS, LaDazhia	g	0-1	0-0	0-0	0	0	0	0	0	0	0	0	0	1
24	GRISSETT, LeLe	g	2-2	0-0	0-0	0	0	0	1	4	0	0	0	0	4
Team			32-63	1-8	7-15	1	4	5			1				200
Totals			26-63	1-10	16-25	15	25	40	9	72	16	12	3	7	200

1st FG %: 8-15 53.3% 2nd: 9-18 50.0% 3rd: 8-17 47.1% 4th: 7-13 53.8% Game: 32-63 50.8% Deadball Rebounds 6,1
 3FG %: 0-2 0.0% 1-3 33.3% 0-2 0.0% 0-1 0.0% 1-8 12.5%
 FT %: 2-2 100.0% 1-4 25.0% 1-3 33.3% 3-6 50.0% 7-15 46.7%

Officials: Mark Zentz, Cameron Inouye, Denise Brooks
 Technical fouls: #14/16 Duke-None. #5/6 South Carolina-None.
 Attendance: 13054

Score by periods	1st	2nd	3rd	4th	Total
#14/16 Duke	13	14	10	15	52
#5/6 South Carolina	18	20	17	17	72

Points	In	Off	2nd	Fast	Bench
DU	32	9	8	8	8
SC	54	19	17	10	15

Last FG - DU 4th-00:43, SC 4th-01:33.
 Largest lead - DU by 3 1st-09:30, SC by 22 4th-03:07.
 DU led for 03:27, SC led for 36:03. Game was tied for 00:30.

Score tied - 1 time.
 Lead changed - 1 time.



Official Basketball Box Score -- Game Totals -- Final Statistics
Coll. of Charleston vs #5/6 South Carolina
 12/05/17 7 p.m. at Columbia, S.C./Colonial Life Arena



Coll. of Charleston 43 • 2-6

#	Player	Total		3-Ptr		Rebounds			PF	TP	A	TO	Blk	Stl	Min
		FG-FGA	FT-FTA	FG-FGA	FT-FTA	Off	Def	Tot							
15	Brown, Tanisha	f	2-9	0-0	2-2	4	2	6	3	6	0	8	0	1	27
21	Larson, Baileigh	c	2-4	0-0	3-4	1	3	4	3	7	0	4	0	1	17
02	Huff, Darrien	g	2-8	2-4	4-4	1	4	5	2	10	1	0	0	5	32
03	Brown, Shiclasia	g	3-18	1-2	0-0	2	4	6	3	7	4	3	0	1	35
25	Ford, Deja	g	0-8	0-1	0-0	1	1	2	2	0	1	1	0	1	29
05	Dorsey, Cailin	g	0-1	0-1	0-0	0	0	1	2	0	1	0	0	0	10
10	Heath, Dee	g	0-1	0-0	1-2	0	0	0	0	1	0	0	0	0	5
11	Goodson, Bryanna	g	2-6	1-3	0-0	0	0	0	0	5	0	1	0	0	13
20	Sullivan, Bri	g	0-2	0-0	0-0	0	3	3	2	0	0	2	0	0	12
23	Boyd, Bri	g	3-6	0-0	1-4	3	2	5	2	7	0	1	1	2	14
24	Maddox, Lexi	g	0-1	0-0	0-0	0	1	1	0	0	0	0	0	0	6
Team						1	4	5			1				
Totals			14-64	4-11	11-16	13	25	38	19	43	7	21	1	11	200

1st FG %: 2-12 16.7% 2nd: 1-18 5.6% 3rd: 5-17 29.4% 4th: 6-17 35.3% Game: 14-64 21.9% Deadball Rebounds 2,1
 3FG %: 2-2 100.0% 0-3 0.0% 2-3 66.7% 0-3 0.0% 4-11 36.4%
 FT %: 0-0 0.0% 2-2 100.0% 5-6 83.3% 4-8 50.0% 11-16 68.8%

#5/6 South Carolina 69 • 9-1

#	Player	Total		3-Ptr		Rebounds			PF	TP	A	TO	Blk	Stl	Min
		FG-FGA	FT-FTA	FG-FGA	FT-FTA	Off	Def	Tot							
22	WILSON, A'ja	f	10-20	0-1	6-7	4	11	15	0	26	0	1	1	3	22
35	JENNINGS, Alexis	f	5-7	0-0	2-2	1	4	5	2	12	1	2	3	0	21
04	CLINEY, Doniyah	g	0-3	0-0	0-0	2	2	4	2	0	1	3	1	0	21
10	JACKSON, Bianca	g	3-8	0-2	0-0	2	8	10	3	6	3	0	0	1	33
52	HARRIS, Tyasha	g	2-7	0-3	5-6	0	4	4	0	9	7	4	1	5	38
00	PATRICK, Victoria	g	1-5	1-4	0-0	0	0	0	1	3	0	3	0	0	19
21	HERBERT HARRIGAN,	g	1-7	0-0	0-0	1	2	3	2	2	1	1	4	0	20
23	WILLIAMS, LaDazhia	g	0-1	0-0	1-2	1	1	2	4	1	1	2	0	1	12
24	GRISSETT, LeLe	g	4-5	0-0	2-8	2	4	6	0	10	3	0	0	2	14
Team						2	1	3			1				200
Totals			26-63	1-10	16-25	15	37	52	14	69	17	17	10	12	200

1st FG %: 7-22 31.8% 2nd: 6-14 42.9% 3rd: 8-14 57.1% 4th: 6-17 38.5% Game: 26-63 41.3% Deadball Rebounds 5,3
 3FG %: 0-2 0.0% 0-3 0.0% 0-1 0.0% 1-3 33.3% 1-10 10.0%
 FT %: 5-6 83.3% 3-5 60.0% 3-4 75.0% 5-10 50.0%

Officials: Bryan Enterline, Scott Yarbrough, Amy Bonner
 Technical fouls: Coll. of Charleston-None. #5/6 South Carolina-None.
 Attendance: 11732
 Game time 1:46

Score by periods	1st	2nd	3rd	4th	Total
Coll. of Charleston	6	4	17	16	43
#5/6 South Carolina	19	15	19	16	69

Points	In	Off	2nd	Fast	Bench
COFC	12	14	6	7	13
SC	42	23	11	17	16

Last FG - COFC 4th-02:13, SC 4th-01:18.
 Largest lead - COFC by 1 1st-08:30, SC by 28 4th-08:10.
 COFC led for 00:15, SC led for 38:23. Game was tied for 01:09.

Score tied - 0 times.
 Lead changed - 2 times.



Official Basketball Box Score -- Game Totals -- Final Statistics
Savannah State vs #4/5 South Carolina
 12/17/17 3 p.m. at Columbia, S.C./Colonial Life Arena



Savannah State 38 • 2-7

#	Player	Total		3-Ptr		Rebounds			PF	TP	A	TO	Blk	Stl	Min
		FG-FGA	FT-FTA	FG-FGA	FT-FTA	Off	Def	Tot							
02	ALLEN,Kaylee	f	1-9	0-0	4-4	1	4	5	2	6	0	9	0	3	26
33	SOEWELL,Alexxus	c	1-5	0-0	1-2	3	3	6	3	3	0	2	0	0	31
03	MOTON,Heniaya	g	0-1	0-0	2-2	0	1	1	0	2	0	2	0	1	17
04	ANDERSON,Jaqueline	g	0-4	0-2	0-0	1	1	2	2	0	2	3	0	0	30
25	SCOTT,Donasja	g	7-14	0-1	3-4	1	2	3	4	17	0	3	0	2	32
12	GRAY,Jalea	g	0-2	0-0	2-2	1	1	2	2	2	0	1	0	0	11
14	RUSSELL,Praise	g	0-1	0-0	0-0	0	0	0	1	0	0	1	0	0	13
22	FARMER,Nadia	g	0-4	0-3	0-0	0	2	2	0	0	0	0	0	0	10
32	BARTLETT,Jazmine	g	2-6	0-0	2-3	0	1	1	1	6	0	1	0	0	17
44	VANCE,Kayla	g	0-1	0-0	0-0	0	1	1	2	0	0	2	0	1	8
55	GALLISHAW,Sabree	g	1-3	0-0	0-0	2	1	3	1	2	0	1	0	0	5
Team						4	2	6			2				
Totals			12-50	0-6	14-17	13	19	32	18	38	2	27	0	7	200

1st FG %: 6-15 40.0% 2nd: 2-11 18.2% 3rd: 1-9 11.1% 4th: 3-15 20.0% Game: 12-50 24.0% Deadball Rebounds 2
 3FG %: 0-0 0.0% 0-1 0.0% 0-1 0.0% 0-6 0.0%
 FT %: 2-2



Official Basketball Box Score -- Game Totals -- Final Statistics
#22/21 Texas A&M vs #4/5 South Carolina
 12/31/17 2 p.m. at Columbia, S.C./Colonial Life Arena



#22/21 Texas A&M 59 • 11-4 (0-1 SEC)

#	Player	Total		3-Ptr	Rebounds			PF	TP	A	TO	Blk	Stl	Min	
		FG-FGA	FT-FTA		Off	Def	Tot								
05	Anriell Howard	f	1-6	0-2	0-0	7	9	16	3	2	2	0	0	0	37
21	Jasmine Lumpkin	f	1-3	0-0	1-2	2	1	3	4	3	2	2	1	4	30
00	Khaalia Hillsman	c	2-7	0-0	2-4	4	2	6	4	6	1	1	1	1	29
03	Chenedy Carter	g	15-37	4-9	2-2	1	2	3	4	36	4	3	0	2	40
12	Danni Williams	g	5-15	1-5	1-2	0	5	5	0	12	3	2	0	0	38
11	Kayla Wells		0-0	0-0	0-0	0	0	0	0	0	0	1	0	0	10
14	Jada Walton		0-0	0-0	0-0	0	1	1	0	0	0	1	0	0	2
31	N'dea Jones		0-0	0-0	0-0	0	1	1	0	0	0	1	1	3	
34	Caylinne Martin		0-1	0-0	0-0	0	0	0	4	0	0	1	0	0	11
Team					2		1	3							
Totals			24-69	5-16	6-10	16	22	38	19	59	12	11	3	8	200

1st FG %: 5-17 29.4% 2nd: 5-19 26.3% 3rd: 10-19 52.6% 4th: 4-14 28.6% Game: 24-69 34.8% Deadball Rebounds: 2
 3FG %: 0-3 0.0% 2-4 50.0% 3-6 50.0% 0-3 0.0% 5-16 31.3%
 FT %: 1-2 50.0% 2-4 50.0% 1-2 50.0% 2-2 100.0% 6-10 60.0%

#4/5 South Carolina 61 • 12-1 (1-0 SEC)

#	Player	Total		3-Ptr	Rebounds			PF	TP	A	TO	Blk	Stl	Min	
		FG-FGA	FT-FTA		Off	Def	Tot								
22	WILSON, A'ja	f	9-20	1-1	6-9	4	11	15	3	25	4	2	3	0	33
35	JENNINGS, Alexis	f	2-7	0-0	2-2	1	2	3	2	6	0	1	3	1	25
04	CLINEY, Doniyah	g	7-17	0-4	2-5	2	2	4	0	16	1	5	0	1	37
20	JACKSON, Bianca	g	0-2	0-1	0-0	2	4	6	2	0	1	2	0	0	35
52	HARRIS, Tyasha	g	5-7	1-1	0-2	0	1	1	2	11	7	3	0	0	35
00	PATRICK, Victoria	g	0-1	0-0	0-0	0	0	0	0	0	0	0	0	0	3
11	SPANN, Lindsey		1-4	1-2	0-0	0	1	1	0	3	0	0	0	1	11
21	HERBERT HARRIGAN,		0-1	0-0	0-0	0	3	3	0	0	1	1	0	0	7
23	WILLIAMS, LaDazia		0-0	0-0	0-0	0	0	0	0	0	0	0	0	0	2
24	GRISSETT, LeLe		0-0	0-0	0-0	1	1	2	4	0	0	2	1	1	12
Team					2		5	7							
Totals			24-59	3-9	10-18	12	30	42	13	61	14	17	7	4	200

1st FG %: 9-14 64.3% 2nd: 2-11 18.2% 3rd: 4-17 23.5% 4th: 9-17 52.9% Game: 24-59 40.7% Deadball Rebounds: 9,1
 3FG %: 2-2 100.0% 1-2 50.0% 0-5 0.0% 0-0 0.0% 3-9 33.3%
 FT %: 0-0 0.0% 2-4 50.0% 6-12 50.0% 2-2 100.0% 10-18 55.6%

Officials: Beverly Roberts, Carla Fountain, Frank Steratore
 Technical fouls: #22/21 Texas A&M-None. #4/5 South Carolina-None.
 Attendance: 13431

Score by periods	1st	2nd	3rd	4th	Total
#22/21 Texas A&M	11	14	24	10	59
#4/5 South Carolina	20	7	14	20	61

Points	In	Off	2nd	Fast	Bench
TAMU	28	13	14	17	0
SC	36	5	8	12	3

Last FG - TAMU 4th-01:08, SC 4th-00:01.
 Largest lead - TAMU by 11 3rd-03:57, SC by 12 2nd-09:05.
 TAMU led for 11:24. SC led for 25:34. Game was tied for 03:02.

Score tied - 4 times.
 Lead changed - 4 times.



Official Basketball Box Score -- Game Totals -- Final Statistics
#4/5 South Carolina 88 • 13-1, 2-0 SEC
 01/04/18 6 p.m. at Oxford, Miss. (The Pavilion at Ole Miss)



#4/5 South Carolina 88 • 13-1, 2-0 SEC

#	Player	Total		3-Ptr	Rebounds			PF	TP	A	TO	Blk	Stl	Min	
		FG-FGA	FT-FTA		Off	Def	Tot								
04	CLINEY, Doniyah	*	4-11	0-1	6-6	2	3	5	0	14	4	1	1	1	32
20	JACKSON, Bianca	*	2-6	1-4	1-2	2	2	4	0	6	4	0	0	1	29
22	WILSON, A'ja	*	10-17	0-0	5-8	6	9	15	3	25	3	0	4	0	29
35	JENNINGS, Alexis	*	5-9	0-0	4-4	4	5	9	2	14	3	2	0	3	33
52	HARRIS, Tyasha	*	4-10	1-5	1-2	0	2	2	0	10	6	0	0	2	29
00	PATRICK, Victoria		3-5	3-5	2-2	1	1	2	2	11	1	0	0	1	15
11	SPANN, Lindsey		3-7	2-5	0-0	0	1	1	2	8	1	2	0	0	14
21	HERBERT HARRIGAN,		0-1	0-0	0-0	0	5	5	3	0	2	0	0	0	10
23	WILLIAMS, LaDazia		0-0	0-0	0-0	0	0	0	0	0	0	0	0	0	1
24	GRISSETT, LeLe		0-2	0-0	0-0	0	0	0	2	0	0	0	0	0	8
Team					2		0	2							
Totals			31-68	7-20	19-24	17	28	45	14	88	24	5	5	8	200

1st FG %: 7-21 33.3% 2nd: 8-18 44.4% 3rd: 8-16 50.0% 4th: 8-13 61.5% Game: 31-68 45.6% Deadball Rebounds: 3
 3FG %: 1-4 25.0% 3-7 42.9% 0-3 0.0% 3-6 50.0% 7-20 35.0%
 FT %: 1-3 33.3% 0-0 0.0% 8-9 88.9% 10-12 83.3% 19-24 79.2%

Ole Miss 62 • 10-5, 0-2 SEC

#	Player	Total		3-Ptr	Rebounds			PF	TP	A	TO	Blk	Stl	Min	
		FG-FGA	FT-FTA		Off	Def	Tot								
00	Nixon, Chyna	*	0-1	0-1	0-0	0	1	1	2	0	1	0	1	0	19
01	Glover, Bree	*	1-2	0-0	2-2	2	5	7	3	4	1	0	1	0	23
20	Muhammad, Madinah	*	10-22	4-10	5-6	0	3	3	5	29	1	4	0	1	38
25	Alston, Alissa	*	4-12	1-4	2-2	2	4	6	1	11	8	5	0	1	40
02	Gibson, Shelby	*	3-12	3-11	1-2	0	4	4	3	10	0	1	0	1	28
10	Muhte, Cecilia		0-0	0-0	0-0	0	0	0	0	0	0	0	0	0	3
12	Johnson, Barbara		0-2	0-1	0-2	0	0	0	0	0	0	0	0	0	7
32	Rodgers, Kate		2-2	0-0	0-0	0	1	1	1	4	0	0	0	1	14
44	Lewis, Torri		0-0	0-0	0-0	0	0	0	0	0	1	1	0	0	16
55	Taylor, Promise		2-4	0-0	0-1	0	2	2	2	4	0	0	1	0	12
Team					5		1	6							
Totals			22-57	8-27	10-15	9	21	30	17	62	12	11	3	4	200

1st FG %: 4-13 30.8% 2nd: 6-13 46.2% 3rd: 8-18 44.4% 4th: 4-13 30.8% Game: 22-57 38.6% Deadball Rebounds: 3,1
 3FG %: 0-7 0.0% 3-6 50.0% 3-8 37.5% 2-6 33.3% 8-27 29.6%
 FT %: 2-4 50.0% 3-3 100.0% 3-3 100.0% 2-5 40.0% 10-15 66.7%

Officials: Dee Kantner, Brian Garland, Douglas Knight
 Technical fouls: #4/5 South Carolina-None. Ole Miss-None.
 Attendance: 1018

Score by periods	1st	2nd	3rd	4th	Total
#4/5 South Carolina	16	19	24	29	88
Ole Miss	10	18	22	12	62

Points	In	Off	2nd	Fast	Bench
SC	40	17	19	10	19
OM	22	5	7	2	8

Last FG - SC 4th-00:35, OM 4th-03:11.
 Largest lead - SC by 26 4th-00:35, OM by 2 1st-08:32.
 SC led for 35:27. OM led for 00:24. Game was tied for 04:09.

Score tied - 2 times.
 Lead changed - 1 time.



Official Basketball Box Score -- Game Totals -- Final Statistics
#4/5 South Carolina vs #15/15 Missouri
 01/07/18 1 p.m. at Mizzou Arena



#4/5 South Carolina 74 • 13-2 (2-1)

#	Player	Total		3-Ptr	Rebounds			PF	TP	A	TO	Blk	Stl	Min	
		FG-FGA	FT-FTA		Off	Def	Tot								
04	CLINEY, Doniyah	*	1-7	0-1	0-0	0	1	1	4	2	0	0	0	2	24
11	SPANN, Lindsey	*	4-11	3-10	0-0	0	2	2	4	11	0	1	0	0	30
22	WILSON, A'ja	*	4-7	0-0	0-2	0	6	6	5	8	0	3	3	0	19
35	JENNINGS, Alexis	*	4-6	0-0	3-4	3	2	5	3	11	1	1	0	0	21
52	HARRIS, Tyasha	*	6-12	0-2	2-2	0	0	0	3	14	10	2	0	3	38
00	PATRICK, Victoria		0-0	0-0	0-0	0	0	0	0	0	0	0	0	0	3
20	JACKSON, Bianca		4-6	3-5	3-4	1	1	2	3	14	1	0	0	1	29
10	PATRICK, Victoria		4-6	0-0	3-4	1	1	2	1	11	0	1	1	2	21
21	HERBERT HARRIGAN,		4-6	0-0	3-4	1	1	2	1	3	0	2	0	1	15
24	GRISSETT, LeLe		0-3	0-0	3-4	0	4	4	1	3	0	2	0	1	15
Team					2		2	4							
Totals			27-58	6-18	14-20	7	19	26	26	74	12	10	4	9	200

1st FG %: 7-13 53.8% 2nd: 3-15 20.0% 3rd: 8-13 61.5% 4th: 9-17 52.9% Game: 27-58 46.6% Deadball Rebounds: 2
 3FG %: 1-5 20.0% 1-5 20.0% 2-2 100.0% 2-6 33.3% 6-18 33.3%
 FT %: 3-4 75.0% 4-4 100.0% 3-4 75.0% 4-8 50.0%

#15/15 Missouri 83 • 14-2 (2-1)

#	Player	Total		3-Ptr	Rebounds			PF	TP	A	TO	Blk	Stl	Min	
		FG-FGA	FT-FTA		Off	Def	Tot								
03	CUNNINGHAM, Sophie	*	9-10	0-0	9-11	1	5	6	4	27	7	7	0	0	30
05															



Official Basketball Box Score -- Game Totals -- Final Statistics
#11/11 Missouri vs #9/7 South Carolina
 01/28/18 6 p.m. at Columbia, S.C./Colonial Life Arena



#11/11 Missouri 54 • 17-4 (5-3 SEC)

#	Player	Total		3-Ptr		Rebounds			PF	TP	A	TO	Blk	Stl	Min
		FG-FGA	FT-FTA	FG-FGA	FT-FTA	Off	Def	Tot							
21	PORTER, Cierra	f	0-1	0-0	1-2	0	0	0	3	1	1	1	0	0	9
22	FRERICKS, Jordan	f	4-11	0-1	2-2	3	5	8	3	10	2	3	0	1	32
03	CUNNINGHAM, Sophie	g	8-20	2-7	0-2	2	6	8	2	18	1	4	1	0	37
05	ALDRIDGE, Lauren	g	3-4	1-2	0-0	0	3	3	2	7	2	2	0	0	35
23	SMITH, Amber	g	4-9	1-2	0-0	1	1	2	3	9	0	2	1	1	32
02	ROUNDTREE, Jordan	g	0-0	0-0	0-0	0	1	1	0	0	1	0	1	0	2
13	SCHUCHTS, Hannah	g	1-3	1-3	0-0	0	3	3	3	2	0	2	0	0	22
20	MICHAEL, Kayla	g	2-5	2-3	0-0	0	1	1	2	6	1	0	0	0	16
24	CHAVIS, Jordan	g	0-2	0-1	0-0	0	3	3	2	0	1	0	0	0	15
Team						1	3	4							
Totals			22-55	7-19	3-6	7	26	33	20	54	11	13	5	2	200

1st FG %: 6-11 54.5% 2nd: 6-14 42.9% 3rd: 4-13 30.8% 4th: 6-17 35.3% Game: 22-55 40.0% Deadball Rebounds: 2,1
 3FG %: 4-6 66.7% 0-3 0.0% 1-3 33.3% 2-7 28.6% 7-19 36.8%
 FT %: 1-2 50.0% 0-2 0.0% 0-0 0.0% 2-2 100.0% 3-6 50.0%

#9/7 South Carolina 64 • 18-3 (7-2 SEC)

#	Player	Total		3-Ptr		Rebounds			PF	TP	A	TO	Blk	Stl	Min
		FG-FGA	FT-FTA	FG-FGA	FT-FTA	Off	Def	Tot							
22	WILSON, A'ja	f	5-15	0-0	5-8	4	11	15	2	15	0	1	4	0	39
35	JENNINGS, Alexis	f	2-7	0-0	3-4	4	2	6	4	7	1	4	0	2	27
04	CLINEY, Doniyah	g	3-5	2-3	0-0	2	1	3	3	8	3	1	0	1	33
10	JACKSON, Bianca	g	1-6	1-5	2-2	0	3	3	0	5	3	1	1	0	37
52	HARRIS, Tyasha	g	6-13	2-5	5-8	0	4	4	2	19	4	1	0	2	37
00	PATRICK, Victoria	g	1-5	1-4	0-0	1	0	1	1	3	0	0	0	1	6
21	HERBERT HARRIGAN,	g	2-6	1-1	2-2	2	1	3	1	7	0	0	0	0	11
24	GRISSETT, LeLe	g	0-1	0-0	0-0	0	2	2	1	0	0	0	0	0	10
Team						1	1	2							
Totals			20-58	7-18	17-24	14	25	39	14	64	11	8	5	6	200

1st FG %: 7-12 58.3% 2nd: 3-19 15.8% 3rd: 5-13 38.5% 4th: 5-14 35.7% Game: 20-58 34.5% Deadball Rebounds: 4,2
 3FG %: 2-4 50.0% 2-7 28.6% 2-3 66.7% 1-4 25.0% 7-18 38.9%
 FT %: 2-2 100.0% 3-4 75.0% 1-2 50.0% 11-16 68.8%

Officials: Denise Brooks, Lisa Mattingly, Brian Hall
 Technical fouls: #11/11 Missouri-TEAM. #9/7 South Carolina-None.
 Attendance: 13433

Score by periods	1st	2nd	3rd	4th	Total
#11/11 Missouri	17	12	9	16	54
#9/7 South Carolina	18	11	13	22	64

Last FG - MU 4th-00:33, SC 4th-03:00.
 Largest lead - MU by 3 2nd-06:42, SC by 10 4th-00:11.
 MU led for 06:49. SC led for 28:01. Game was tied for 05:10.

Score tied - 7 times.
 Lead changed - 9 times.



Official Basketball Box Score -- Game Totals -- Final Statistics
#1/1 UConn vs #7/6 South Carolina
 02/01/18 7 p.m. at Columbia, S.C./Colonial Life Arena



#1/1 UConn 83 • 21-0

#	Player	Total		3-Ptr		Rebounds			PF	TP	A	TO	Blk	Stl	Min
		FG-FGA	FT-FTA	FG-FGA	FT-FTA	Off	Def	Tot							
15	WILLIAMS, Gabby	f	6-8	0-0	2-2	6	8	14	3	14	5	3	0	1	28
33	SAMUELSON, Katie Lou	f	8-18	3-7	1-2	3	5	8	3	20	3	1	0	1	38
05	DANGERFIELD, Crystal	g	1-10	1-5	0-0	0	2	2	0	3	3	0	0	1	27
11	CURRIE, Kia	g	7-16	5-10	4-4	2	2	4	0	23	2	2	1	0	39
24	COLLIER, Napheesa	g	6-9	2-2	5-5	2	4	6	3	19	4	3	5	2	33
03	WALKER, Megan	g	0-4	0-1	0-0	0	1	1	4	0	0	0	0	0	10
04	COOMBS, Mikayla	g	1-2	0-1	0-0	0	1	1	0	2	0	0	0	0	2
10	BENT, Molly	g	0-0	0-0	0-0	0	0	0	0	0	0	0	0	0	1
23	STEVENS, Azura	g	1-5	0-1	0-0	2	1	3	4	2	1	1	2	0	17
25	IRWIN, Kyla	g	0-0	0-0	0-0	0	0	0	0	1	0	0	0	0	3
32	CAMARA, Batouly	g	0-0	0-0	0-0	0	0	0	0	0	0	0	0	0	1
34	GORDON, Alexis	g	0-1	0-0	0-0	0	0	0	0	0	0	0	0	0	1
Team						1	2	3							
Totals			30-73	11-27	12-13	16	26	42	18	83	18	10	8	5	200

1st FG %: 9-21 42.9% 2nd: 11-18 61.1% 3rd: 5-18 27.8% 4th: 5-16 31.3% Game: 30-73 41.1% Deadball Rebounds: 2
 3FG %: 4-8 50.0% 3-5 60.0% 3-8 37.5% 1-6 16.7% 11-27 40.7%
 FT %: 2-2 100.0% 4-4 100.0% 3-4 75.0% 3-3 100.0% 12-13 92.3%

#7/6 South Carolina 58 • 18-4

#	Player	Total		3-Ptr		Rebounds			PF	TP	A	TO	Blk	Stl	Min
		FG-FGA	FT-FTA	FG-FGA	FT-FTA	Off	Def	Tot							
22	WILSON, A'ja	f	4-18	0-1	6-8	6	10	16	3	14	0	4	6	0	37
35	JENNINGS, Alexis	f	2-7	0-0	1-2	3	3	6	1	5	1	1	1	1	27
04	CLINEY, Doniyah	g	1-8	1-3	0-0	3	1	4	2	3	1	3	0	2	28
10	JACKSON, Bianca	g	8-11	3-5	1-2	1	2	3	1	20	1	1	0	0	35
52	HARRIS, Tyasha	g	2-8	0-1	1-2	0	3	3	0	5	2	4	0	1	33
00	PATRICK, Victoria	g	0-0	0-0	0-0	0	1	1	2	0	1	0	0	0	6
21	HERBERT HARRIGAN,	g	1-3	0-0	1-2	1	1	2	1	3	0	1	1	0	13
23	WILLIAMS, LaDazhia	g	0-0	0-0	0-0	0	0	0	0	0	0	0	0	0	3
24	GRISSETT, LeLe	g	3-10	0-0	2-2	3	2	5	4	8	0	2	0	1	18
Team						2	4	4							
Totals			21-65	4-10	12-18	19	25	44	14	58	6	16	8	5	200

1st FG %: 7-17 41.2% 2nd: 3-13 23.1% 3rd: 5-14 35.7% 4th: 6-21 28.6% Game: 21-65 32.3% Deadball Rebounds: 5,1
 3FG %: 0-1 0.0% 1-4 25.0% 1-2 50.0% 2-3 66.7% 4-10 40.0%
 FT %: 2-4 50.0% 1-2 50.0% 6-8 75.0% 3-4 75.0% 12-18 66.7%

Officials: Dee Kantner, Susan Blauch, Eric Brewton
 Technical fouls: #1/1 UConn-None. #7/6 South Carolina-None.
 Attendance: 18000

Score by periods	1st	2nd	3rd	4th	Total
#1/1 UConn	24	29	16	14	83
#7/6 South Carolina	16	8	17	17	58

Last FG - UCONN 4th-00:57, SC 4th-01:51.
 Largest lead - UCONN by 34 4th-05:38, SC by 2 1st-09:36.
 UCONN led for 38:06. SC led for 00:24. Game was tied for 01:30.

Score tied - 2 times.
 Lead changed - 1 time.



Official Basketball Box Score -- Game Totals -- Final Statistics
#7/6 South Carolina vs #2/2 Mississippi State
 02/05/18 6:03 p.m. at Starkville, Miss. (Humphrey Coliseum)



#7/6 South Carolina 53 • 18-5 (7-3 SEC)

#	Player	Total		3-Ptr		Rebounds			PF	TP	A	TO	Blk	Stl	Min
		FG-FGA	FT-FTA	FG-FGA	FT-FTA	Off	Def	Tot							
22	WILSON, A'ja	f	10-20	0-0	5-7	7	7	14	1	25	1	4	2	1	40-
35	JENNINGS, Alexis	f	0-3	0-0	1-2	2	3	5	3	1	0	4	1	1	22
04	CLINEY, Doniyah	g	3-7	1-3	3-4	0	2	2	3	10	0	3	0	0	38
10	JACKSON, Bianca	g	2-5	1-1	0-0	0	8	8	5	5	0	2	0	1	29
52	HARRIS, Tyasha	g	3-6	0-0	0-0	0	2	2	5	6	4	0	0	1	26
00	PATRICK, Victoria	g	0-0	0-0	0-0	0	0	0	0	0	0	0	0	0	6
11	SPANN, Lindsey	g	2-8	1-5	1-2	0	1	1	0	6	0	1	0	0	21
21	HERBERT HARRIGAN,	g	0-3	0-0	0-0	0	2	2	3	0	0	1	4	0	13
24	GRISSETT, LeLe	g	0-1	0-0	0-0	1	0	1	3	0	0	2	0	0	5
Team						0	1	1							
Totals			20-53	3-9	10-17	10	26	36	23	53	5	17	7	4	200

1st FG %: 7-11 63.6% 2nd: 3-12 25.0% 3rd: 7-15 46.7% 4th: 3-15 20.0% Game: 20-53 37.7% Deadball Rebounds: 4
 3FG %: 1-1 100.0% 0-2 0.0% 1-1 100.0% 1-5 20.0% 3-9 33.3%
 FT %: 5-6 83.3% 0-4 0.0% 2-5 40.0% 2-5 40.0% 10-17 58.8%

#2/2 Mississippi State 67 • 24-0 (10-0 SEC)

#	Player	Total		3-Ptr		Rebounds			PF	TP	A	TO	Blk	Stl	Min
		FG-FGA	FT-FTA	FG-FGA	FT-FTA	Off	Def	Tot							
15	Teaira McCowan	c	3-9	0-0	3-4	6	14	20	4	9	0	3	3	0	39
01	Blair Schaefer	g	5-7	2-4	2-4	0	0	0	3	14	1	0	0	1	34
02	Morgan William	g	2-6	0-1	1-2	0	0	0	1	5	1	0	0	0	16
11	Roshunda Johnson	g	1-4	0-1	0-0	0	0	0	1	2	0	0	0	0	16
35	Victoria Vivians	g	8-24	3-5	5-5	0	5	5	1	24	0	0	1	0	38
10	Jazzmun Holmes	g	1-2	0-0											



Official Basketball Box Score -- Game Totals -- Final Statistics
Florida vs #7/8 South Carolina
 02/11/18 1 p.m. at Columbia, S.C./Colonial Life Arena



Florida 57 • 10-15 (2-10 SEC)

##	Player	Total		3-Ptr		Rebounds			PF	TP	A	TO	Blk	Stl	Min
		FG-FGA	FT-FTA	FG-FGA	FT-FTA	Off	Def	Tot							
12	Hersler,Paulina	f	2-11	1-8	0-0	2	7	9	2	5	0	3	0	1	36
44	Lorenzen,Haley	f	6-10	1-2	0-0	2	1	3	3	13	2	1	0	0	32
00	Washington,Delicia	g	3-15	0-2	2-2	4	7	11	1	8	6	3	0	0	34
03	Nakkasoglu,Funda	g	8-14	5-8	0-0	2	2	4	1	21	3	4	0	2	39
11	Anderson,Dyandria	g	4-11	2-8	0-0	1	5	6	1	10	2	0	1	1	39
01	Johnson,Tameria	g	0-2	0-1	0-0	0	0	0	1	0	2	1	0	0	8
23	Thomas,Jalaysya	g	0-0	0-0	0-0	0	0	0	0	0	0	0	0	0	1
24	Hayes,Mikayla	g	0-1	0-0	0-0	0	1	1	0	0	0	0	1	1	11
Team						3	2	5							
Totals			23-64	9-29	2-2	14	25	39	9	57	15	12	2	5	200

1st - FG %: 5-14 35.7% 2nd: 7-16 43.8% 3rd: 4-18 22.2% 4th: 7-16 43.8% Game: 23-64 35.9% Deadball Rebounds: 0
 3FG %: 1-5 20.0% 3-7 42.9% 3-10 30.0% 2-7 28.6% 9-29 31.0%
 FT %: 2-2 100.0% 0-0 0.0% 0-0 0.0% 0-0 0.0% 2-2 100.0%

#7/8 South Carolina 64 • 20-5 (9-3 SEC)

##	Player	Total		3-Ptr		Rebounds			PF	TP	A	TO	Blk	Stl	Min
		FG-FGA	FT-FTA	FG-FGA	FT-FTA	Off	Def	Tot							
22	WILSON, A'ja	f	11-17	0-1	0-0	3	8	11	1	22	4	2	3	0	36
35	JENNINGS, Alexis	f	3-7	0-0	0-0	1	3	4	2	6	0	2	0	0	22
04	CLINEY, Donyah	g	4-5	1-2	3-4	2	2	4	3	12	3	2	0	3	38
10	JACKSON, Bianca	g	1-8	1-4	0-0	1	0	1	0	3	4	1	0	1	31
52	HARRIS, Tyasha	g	7-18	4-6	0-0	0	4	4	0	18	6	0	2	3	39
00	PATRICK, Victoria	g	0-0	0-0	0-0	0	0	0	1	0	0	0	0	0	6
21	HERBERT HARRIGAN,	g	0-4	0-0	2-2	0	3	3	2	2	1	1	1	0	13
24	GRISSETT, LeLe	g	0-4	0-0	1-2	3	2	5	1	1	0	2	1	1	15
Team						3	3	6							
Totals			26-63	6-13	6-8	13	25	38	10	64	18	10	7	8	200

1st - FG %: 7-19 36.8% 2nd: 5-12 41.7% 3rd: 7-15 46.7% 4th: 7-17 41.2% Game: 26-63 41.3% Deadball Rebounds: 1,2
 3FG %: 1-4 25.0% 1-1 100.0% 1-3 33.3% 3-5 60.0% 6-13 46.2%
 FT %: 0-0 0.0% 4-6 66.7% 0-0 0.0% 2-2 100.0%

Officials: Brian Hall, Carla Fountain, Frank Steratore
 Technical fouls: Florida-None, #7/8 South Carolina-None.
 Attendance: 15385

Score by periods	1st	2nd	3rd	4th	Total
Florida	13	17	11	16	57
#7/8 South Carolina	15	15	15	19	64

Last FG - UF 4th-00:10, SC 4th-00:06.
 Largest lead - UF by 10 2nd-04:09, SC by 12 4th-03:06.
 UF led for 07:14, SC led for 26:03. Game was tied for 06:34.

Points	In	Off	2nd	Fast	Bench
UF	18	15	6	4	0
SC	36	15	9	12	3

Score tied - 7 times.
 Lead changed - 6 times.



Official Basketball Box Score -- Game Totals -- Final Statistics
#8/8 South Carolina vs #20/19 Georgia
 2/15/18 7 p.m. ET at Stegeman Coliseum (Athens, Ga.)



#8/8 South Carolina 77 • 21-5,10-3 SEC

##	Player	Total		3-Ptr		Rebounds			PF	TP	A	TO	Blk	Stl	Min
		FG-FGA	FT-FTA	FG-FGA	FT-FTA	Off	Def	Tot							
22	WILSON, A'ja	f	6-18	0-0	6-10	7	9	16	4	18	0	1	3	0	30
35	JENNINGS, Alexis	f	6-10	0-0	7-8	2	1	3	1	19	1	2	0	0	31
04	CLINEY, Donyah	g	0-2	0-2	2-2	2	6	8	4	2	3	5	0	1	35
10	JACKSON, Bianca	g	4-10	3-6	2-2	2	2	4	1	13	0	1	0	0	39
52	HARRIS, Tyasha	g	6-8	1-2	7-9	0	2	2	2	20	6	4	1	1	37
00	PATRICK, Victoria	g	0-3	0-1	0-0	0	0	0	0	0	0	0	0	0	6
21	HERBERT HARRIGAN,	g	1-4	0-0	2-2	1	5	6	2	4	0	2	1	0	11
23	WILLIAMS, LaDazhia	g	0-0	0-0	0-0	0	0	0	0	0	0	0	0	0	2
24	GRISSETT, LeLe	g	0-3	0-0	1-2	2	4	6	3	1	0	0	0	0	9
Team						2	0	2							
Totals			23-58	4-11	27-35	18	29	47	17	77	10	15	5	2	200

1st - FG %: 9-20 45.0% 2nd: 3-12 25.0% 3rd: 7-16 43.8% 4th: 4-10 40.0% Game: 23-58 39.7% Deadball Rebounds: 3
 3FG %: 2-5 40.0% 0-2 0.0% 0-1 0.0% 2-3 66.7% 4-11 36.4%
 FT %: 2-2 100.0% 7-11 63.6% 10-12 83.3% 8-10 80.0% 27-35 77.1%

#20/19 Georgia 65 • 21-5, 9-4 SEC

##	Player	Total		3-Ptr		Rebounds			PF	TP	A	TO	Blk	Stl	Min
		FG-FGA	FT-FTA	FG-FGA	FT-FTA	Off	Def	Tot							
04	ROBINSON, Caliya	f	5-13	0-0	1-2	3	5	8	4	11	0	0	2	0	26
33	ENGRAM, Mackenzie	f	5-13	0-4	1-1	2	9	11	4	11	1	0	3	2	30
00	COLE, Taja	g	5-9	0-2	2-4	0	2	2	3	12	3	0	0	1	30
12	CLARK, Haley	g	1-2	0-0	0-0	1	0	1	4	2	3	1	0	0	22
23	MORRISON, Que	g	5-10	1-1	0-0	3	2	5	3	11	3	0	0	1	22
02	CONNALLY, Gabby	g	3-9	0-1	1-2	0	1	1	2	7	3	1	0	0	21
03	PAUL, Stephanie	g	2-2	0-0	0-0	0	1	1	2	4	0	1	0	1	11
11	CALDWELL, Maya	g	2-4	1-3	0-0	0	0	0	1	5	0	0	1	0	13
24	COSTA, Simone	g	0-0	0-0	0-0	0	0	0	0	0	0	0	0	0	12
44	BATES, Malury	g	1-5	0-0	0-0	0	1	1	4	2	0	3	0	0	13
Team						1	1	2							
Totals			29-67	2-11	5-9	10	22	32	27	65	13	9	6	6	200

1st - FG %: 10-17 58.8% 2nd: 6-15 40.0% 3rd: 6-15 40.0% 4th: 7-20 35.0% Game: 29-67 43.3% Deadball Rebounds: 3
 3FG %: 1-4 25.0% 1-3 33.3% 0-2 0.0% 0-2 0.0% 2-11 18.2%
 FT %: 2-2 100.0% 1-2 50.0% 1-4 25.0% 1-1 100.0% 5-9 55.6%

Officials: Jesse Dickerson, Gina Cross and Brian Garland
 Technical fouls: #8/8 South Carolina-HERBERT HARRIGAN, M., #20/19 Georgia-TEAM.
 Attendance: 4072

Score by periods	1st	2nd	3rd	4th	Total
#8/8 South Carolina	22	13	24	18	77
#20/19 Georgia	23	14	13	15	65

Last FG - SC 4th-02:17, UGA 4th-00:37.
 Largest lead - SC by 19 4th-02:17, UGA by 6 2nd-02:23.
 SC led for 16:23, UGA led for 20:20. Game was tied for 02:59.

Points	In	Off	2nd	Fast	Bench
SC	32	16	18	7	5
UGA	38	9	8	12	18

Score tied - 7 times.
 Lead changed - 9 times.



2017-18 South Carolina Basketball
#8/8 South Carolina Season Schedule/Results & Leaders (as of Feb 15, 2018)
All games



RECORD:	OVERALL	HOME	AWAY	NEUTRAL
ALL GAMES	21-5	11-2	8-2	2-1
CONFERENCE	10-3	5-1	5-2	0-0
NON-CONFERENCE	11-2	6-1	3-0	2-1

Date	Opponent	Score	Att.	High Points	High Rebounds
11/10/17	ALABAMA STATE	w 99-31	13723	(18)HERBERT HARRIGAN,	(10)WILSON, A'ja
11/13/17	at #15/13 Maryland	w 94-86	8677	(32)WILSON, A'ja	(13)JENNINGS, Alexis
11/16/17	at Clemson	w 66-36	1589	(20)SPANN, Lindsey	(11)WILSON, A'ja
11/19/17	WOFFORD	w 94-60	12471	(16)WILSON, A'ja	(13)WILSON, A'ja
11/24/17	@vs Rutgers	w 78-68	1207	(33)WILSON, A'ja	(10)WILSON, A'ja
11/25/17	@vs St. John's	w 76-58	1537	(25)JENNINGS, Alexis	(17)WILSON, A'ja
11/26/17	@vs #6/6 Notre Dame	85-92 L	1707	(34)WILSON, A'ja	(9)WILSON, A'ja
11/30/17	WESTERN CAROLINA	w 101-43	12020	(29)WILSON, A'ja	(8)WILLIAMS, LaDazhia
12/03/17	#14/16 DUKE	w 72-52	13054	(21)JENNINGS, Alexis	(11)WILSON, A'ja
12/05/17	COLL. OF CHARLESTON	w 69-43	11732	(26)WILSON, A'ja	(15)WILSON, A'ja
12/17/17	SAVANNAH STATE	w 99-38	13345	(26)WILSON, A'ja	(13)JENNINGS, Alexis
12/21/17	at Temple	w 87-60	3185	(28)WILSON, A'ja	(12)WILSON, A'ja
12/31/17	*#22/21 TEXAS A&M	w 61-59	13431	(25)WILSON, A'ja	(15)WILSON, A'ja
01/04/18	*at Ole Miss	w 88-62	1018	(25)WILSON, A'ja	(15)WILSON, A'ja
01/07/18	*at #15/15 Missouri	74-83 L	4652	(14)JACKSON, Bianca (14)HARRIS, Tyasha	(6)WILSON, A'ja
01/11/18	*AUBURN	w 71-63	12011	(19)WILSON, A'ja	(11)WILSON, A'ja
01/14/18	*#6/6 TENNESSEE	70-86 L	14763	(28)HARRIS, Tyasha	(8)GRISSETT, LeLe
01/18/18	*at Vanderbilt	w 95-82	2231	(27)JENNINGS, Alexis	(13)JENNINGS, Alexis
01/21/18	*at Kentucky	w 81-64	6521	(26)WILSON, A'ja	(8)WILSON, A'ja
01/25/18	*ARKANSAS	w 90-42	12844	(27)WILSON, A'ja	(13)HARRIS, Tyasha (13)WILSON, A'ja
01/28/18	*#11/11 MISSOURI	w 64-54	13433	(19)HARRIS, Tyasha	(15)WILSON, A'ja
02/01/18	#1/1 UCONN	58-83 L	18000	(20)JACKSON, Bianca	(16)WILSON, A'ja
02/05/18	*at #2/2 Mississippi State	53-67 L	10794	(25)WILSON, A'ja	(14)WILSON, A'ja
02/08/18	*at Alabama	w 79-66	2313	(21)WILSON, A'ja	(9)WILSON, A'ja
02/11/18	*FLORIDA	w 64-57	15385	(22)WILSON, A'ja	(11)WILSON, A'ja
2/15/18	*at #20/19 Georgia	w 77-65	4072	(20)HARRIS, Tyasha	(16)WILSON, A'ja

* = Conference game
 @ = Gulf Coast Showcase (Estero, Fla.)

Attendance Summary	Games	Attend	Avg/Game
Home	13	176212	13555
Away	10	45052	4505
Neutral	3	4451	1484
Total	26	225715	8681



2017-18 South Carolina Basketball
#8/8 South Carolina Points-Rebounds-Assists (as of Feb 15, 2018)
All games



Opponent	Date	Score	00		04		10		11		21		22		23	
			PATRICK,VI	CLINEY,DON	JACKSON,BI	SPANN,LIND	HERBERT HA	WILSON,A'J	WILLIAMS,L							
ALABAMA STATE	11/10/17	99-31	w	2-0-1	15-4-2	8-6-3	16-0-3	18-6-0	16-10-2	2-5-0						
at #15/13 Maryland	11/13/17	94-86	w	0-0-0	6-3-4	5-0-0	15-5-2	4-3-0	32-12-3	DNP						
at Clemson	11/16/17	66-36	w	0-2-1	5-5-1	1-2-7	20-0-2	7-5-0	19-11-1	1-3-0						
WOFFORD	11/19/17	94-60	w	3-1-1	10-3-2	7-3-2	12-3-8	12-7-2	16-13-1	0-0-0						
vs Rutgers	11/24/17	78-68	w	0-0-0	8-1-1	3-2-2	17-3-1	2-2-2	33-10-3	0-0-0						
vs St. John's	11/25/17	76-58	w	0-0-0	5-4-5	8-3-1	5-0-1	4-3-1	17-17-2	1-0-0						
vs #6/6 Notre Dame	11/26/17	85-92	L	DNP	12-5-3	4-2-2	10-0-3	2-1-0	34-9-5	DNP						
WESTERN CAROLINA	11/30/17	101-43	w	0-1-1	9-7-3	7-4-3	DNP	12-6-0	29-7-0	11-8-0						
#14/16 DUKE	12/03/17	72-52	w	3-0-1	6-4-5	4-4-1	DNP	8-1-1	18-11-1	0-0-0						
COLL. OF CHARLESTON	12/05/17	69-43	w	3-0-0	0-4-1	6-10-3	DNP	2-3-1	26-15-0	1-2-1						
SAVANNAH STATE	12/17/17	99-38	w	6-0-1	4-1-0	5-5-2	DNP	21-3-0	26-3-3	5-1-0						
at Temple	12/21/17	87-60	w	0-1-2	11-4-2	16-3-5	DNP	7-2-2	28-12-0	0-0-0						
#22/21 TEXAS A&M	12/31/17	61-59	w	0-0-0	16-4-1	0-6-1	3-1-0	0-3-1	25-15-4	0-0-0						
at Ole Miss	01/04/18	88-62	w	11-2-1	14-5-4	6-4-4	8-1-1	0-5-2	25-15-3	0-0-0						
at #15/15 Missouri	01/07/18	74-83	L	0-0-0	2-1-0	14-2-1	11-2-0	11-2-0	8-6-0	DNP						
AUBURN	01/11/18	71-63	w	3-0-1	4-2-0	7-3-1	8-0-1	6-1-0	19-11-1	0-0-0						
#6/6 TENNESSEE	01/14/18	70-86	L	0-0-0	9-1-0	2-2-0	3-0-0	6-2-0	DNP	0-0-0						
at Vanderbilt	01/18/18	95-82	w	3-0-0	10-2-2	4-1-0	17-0-0	DNP	DNP	0-3-0						
at Kentucky	01/21/18	81-64	w	8-2-2	9-0-5	8-4-0	DNP	DNP	26-8-1	0-0-0						
ARKANSAS	01/25/18	90-42	w	4-1-0	7-5-4	16-3-1	DNP	DNP	27-13-3	4-4-0						
#11/11 MISSOURI	01/28/18	64-54	w	3-1-0	8-3-3	5-3-3	DNP	7-3-0	15-15-0	DNP						
#1/1 UCONN	02/01/18	58-83	L	0-1-1	3-4-1	20-3-1	DNP	3-2-0	14-16-0	0-0-0						
at #2/2 Mississippi Sta	02/05/18	53-67	L	0-0-0	10-2-0	5-8-0	6-1-0	0-2-0	25-14-1	DNP						
at Alabama	02/08/18	79-66	w	2-0-0	7-3-0	10-4-3	3-2-0	9-3-0	21-9-0	0-0-0						
FLORIDA	02/11/18	64-57	w	0-0-0	12-4-3	3-1-4	DNP	2-3-1	22-11-4	DNP						
at #20/19 Georgia	2/15/18	77-65	w	0-0-0	2-8-3	13-4-0	DNP	4-6-0	18-16-0	0-0-0						

Opponent	Date	Score	24		35		52	
			GRISSETT,L	JENNINGS,A	HARRIS,TYA			
ALABAMA STATE	11/10/17	99-31	w	6-5-0	7-9-1	9-0-4		
at #15/13 Maryland	11/13/17	94-86	w	0-0-1	12-13-0	20-3-9		
at Clemson	11/16/17	66-36	w	10-8-1	2-4-1	1-3-4		
WOFFORD	11/19/17	94-60	w	8-3-0	13-6-1	13-2-3		
vs Rutgers	11/24/17	78-68	w	0-2-0	6-4-1	9-4-4		
vs St. John's	11/25/17	76-58	w	3-1-0	25-4-1	8-2-3		
vs #6/6 Notre Dame	11/26/17	85-92	L	4-2-0	12-6-0	7-2-5		
WESTERN CAROLINA	11/30/17	101-43	w	4-0-0	19-7-1	10-2-10		
#14/16 DUKE	12/03/17	72-52	w	4-0-0	21-10-2	8-5-5		
COLL. OF CHARLESTON	12/05/17	69-43	w	10-6-3	12-5-1	9-4-7		
SAVANNAH STATE	12/17/17	99-38	w	8-6-3	10-13-2	14-4-12		
at Temple	12/21/17	87-60	w	2-3-0	10-9-0	13-4-11		
#22/21 TEXAS A&M	12/31/17	61-59	w	0-2-0	6-3-0	11-1-7		
at Ole Miss	01/04/18	88-62	w	0-0-0	14-9-3	10-2-6		
at #15/15 Missouri	01/07/18	74-83	L	3-4-0	11-5-1	14-0-10		
AUBURN	01/11/18	71-63	w	3-3-0	9-7-0	12-6-11		
#6/6 TENNESSEE	01/14/18	70-86	L	10-8-0	12-7-0	28-3-4		
at Vanderbilt	01/18/18	95-82	w	22-9-0	27-13-2	12-1-3		
at Kentucky	01/21/18	81-64	w	1-6-1	17-7-1	12-2-13		
ARKANSAS	01/25/18	90-42	w	5-7-2	22-10-1	5-13-6		
#11/11 MISSOURI	01/28/18	64-54	w	0-2-0	7-6-1	19-4-4		
#1/1 UCONN	02/01/18	58-83	L	8-5-0	5-6-1	5-3-2		
at #2/2 Mississippi Sta	02/05/18	53-67	L	0-1-0	1-5-0	6-2-4		
at Alabama	02/08/18	79-66	w	3-2-0	7-5-1	17-4-5		
FLORIDA	02/11/18	64-57	w	1-5-0	6-4-0	18-4-6		
at #20/19 Georgia	2/15/18	77-65	w	1-6-0	19-3-1	20-2-6		



2017-18 South Carolina Basketball
#8/8 South Carolina Team Game-by-Game Comparison (as of Feb 15, 2018)
All games



Opponent	1st	2nd	Score	Mar	Total FG	FG Pct	3-Pointers	3FG Pct	Free Throws	FT Pct	Rebounds	Assist	T/Over	Block	Steal	Fouls
ALABAMA STATE	56/14	43/17	99-31	+68	37-72/11-54	.514/.204	5-19/3-9	.263/.333	20-28/6-15	.714/.400	48/31	16/9	10/29	10/2	2/13	14/27
#15/13 Maryland	51/36	43/50	94-86	+8	31-67/27-63	.463/.429	8-22/7-18	.364/.389	24-33/25-29	.727/.862	41/36	19/15	12/12	7/5	8/2	19/29
Clemson	37/11	29/25	66-36	+30	26-63/13-52	.413/.250	7-15/2-6	.467/.333	7-7/8-19	.412/4.21	49/36	18/8	11/17	5/7	6/5	18/18
WOFFORD	49/34	45/26	94-60	+34	36-65/20-64	.554/.313	6-12/6-19	.500/.316	16-26/14-15	.615/.933	48/27	20/9	12/12	9/1	8/2	19/20
Rutgers	33/26	45/42	78-68	+10	26-48/26-62	.542/.419	4-9/5-15	.444/.333	22-25/11-13	.880/.846	32/29	14/12	18/20	5/4	12/10	16/22
St. John's	28/16	48/42	76-58	+18	26-48/18-58	.542/.310	5-14/5-15	.357/.333	19-26/17-24	.731/.708	39/32	14/11	18/12	4/1	2/6	25/22
#6/6 Notre Dame	38/41	47/51	85-92	(7)	32-65/37-67	.492/.552	6-19/5-9	.316/.556	15-21/13-18	.714/.722	33/35	18/19	16/13	6/2	8/6	19/18
WESTERN CAROLINA	56/15	45/28	101-43	+58	39-67/16-50	.582/.320	4-16/6-20	.250/.300	19-25/5-13	.760/.365	45/22	18/14	12/24	4/2	16/4	13/23
#14/16 DUKE	38/27	34/25	72-52	+20	32-63/22-58	.508/.379	1-8/1-10	.125/.100	7-15/7-10	.467/.700	40/26	16/14	12/13	3/6	7/9	9/18
COLL. OF CHARLESTON	34/10	35/33	69-43	+26	26-63/14-64	.413/.219	1-10/4-11	.100/.364	16-25/11-16	.640/.688	52/38	17/7	17/21	10/1	12/11	14/19
SAVANNAH STATE	56/23	43/15	99-38	+61	39-67/12-50	.582/.240	5-17/0-6	.294/.000	16-23/14-17	.696/.824	38/32	23/2	7/27	5/0	14/7	12/18
Temple	46/20	41/40	87-60	+27	36-67/20-75	.537/.267	8-20/8-16	.400/.500	7-15/12-16	.467/.750	47/46	22/8	7/12	13/0	9/0	16/16
#22/21 TEXAS A&M	27/25	34/34	61-59	+2	24-59/24-69	.407/.348	3-9/5-16	.333/.313	10-18/6-10	.556/.600	45/30	14/12	17/11	7/3	4/8	13/19
Ole Miss	35/28	53/34	88-62	+26	31-68/22-57	.456/.386	7-20/8-27	.350/.296	19-24/10-15	.792/.667	26/34	12/20	10/18	4/2	9/2	26/20
#15/15 Missouri	29/35	45/48	74-83	(9)	27-58/27-48	.466/.563	6-18/8-13	.333/.615	14-20/21-28	.700/.750	26/30	15/6	20/12	9/2	6/10	13/19
AUBURN	42/25	29/38	71-63	+8	25-49/22-60	.510/.367	5-14/3-11	.357/.273	16-21/16-20	.762/.800	36/30	15/6	20/12	9/2	6/10	13/19
#6/6 TENNESSEE	35/43	35/43	70-86	(16)	26-64/31-55	.406/.564	4-15/6-12	.267/.500	14-23/18-28	.609/.643	28/41	4/16	10/18	3/5	11/5	20/17
Vanderbilt	48/40	47/42	95-82	+13	36-54/33-65	.667/.508	6-11/9-20	.545/.450	17-28/7-11	.607/.636	31/23	7/19	10/8	2/0	1/2	15/20
Kentucky	34/20	47/44	81-64	+17	32-53/24-62	.604/.387	6-12/5-17	.500/.294	11-18/11-15	.611/.733	34/27	23/11	17/16	8/3	6/6	17/15
ARKANSAS	44/12	46/30	90-42	+48	32-75/18-67	.427/.289	4-20/2-16	.200/.125	12-23/14-10	.710/.400	62/31	17/5	11/12	9/5	8/5	12/25
#11/11 MISSOURI	29/29	35/25	64-54	+10	20-58/22-55	.345/.400	7-18/7-19	.389/.368	17-24/3-6	.708/.500	39/33	11/11	8/13	5/5	6/2	14/20
#11/1 UCONN	24/53	34/30	58-83	(25)	21-65/30-73	.323/.411	4-10/1-27	.400/.407	12-18/12-13	.667/.923	44/42	6/18	16/10	8/8	5/5	14/18
#2/2 Mississippi State	28/29	25/38	53-67	(14)	20-53/22-60	.377/.367	3-9/6-14	.333/.429	10-17/17-23	.588/.739	36/40	5/10	17/8	7/5	4/5	23/17
Alabama	45/30	34/36	79-66	+13	28-55/23-66	.509/.348	3-12/3-11	.250/.273	20-27/17-27	.741/.630	36/42	9/10	12/9	9/3	5/6	21/21
FLORIDA	30/30	34/27	64-57	+7	26-63/23-64	.413/.359	6-13/9-29	.462/.310	6-8/2-2	.750/1.000	38/39	18/15	10/12	7/2	8/5	10/9
#20/19 Georgia	35/37	42/28	77-65	+12	23-58/29-67	.397/.433	4-11/2-11	.364/.182	27-35/5-9	.771/.556	47/32	10/13	15/9	5/6	2/6	17/27

Note: Game totals are displayed in the format TEAM/OPPONENT for each category



2017-18 South Carolina Basketball
#8/8 South Carolina Combined Team Statistics (as of Feb 15, 2018)
vs. Ranked



RECORD:	OVERALL	HOME	AWAY	NEUTRAL
ALL GAMES	5-5	3-2	2-2	0-1
CONFERENCE	3-3	2-1	1-2	0-0
NON-CONFERENCE	2-2	1-1	1-0	0-1

##	Player	gp-gs	min	avg	Total		3-Point		F-Throw		Rebounds			pf	dq	a	to	blk	stl	pts	avg		
					fg-fga	fg%	3fg-fga	3fg%	ft-fga	ft%	off	def	tot										
22	WILSON, A'ja	9-9	302	33.6	68-153	.444	1-2	.500	52-80	.650	42	72	114	12.7	23	1	14	25	28	6	189	21.0	
52	HARRIS, Tyasha	10-10	351	35.1	49-105	.467	11-32	.344	29-40	.725	1	24	25	2.5	24	2	56	22	1	21	138	13.8	
35	JENNINGS, Alexis	10-10	263	26.3	40-78	.513	0-2	.000	26-39	.667	33	31	64	6.4	24	0	6	21	9	11	106	10.6	
11	SPANN, Lindsey	6-4	149	24.8	16-50	.320	12-39	.308	4-6	.667	0	9	9	1.5	11	0	5	3	1	3	48	8.0	
04	CLINEY, Doniyah	10-10	337	33.7	28-79	.354	7-26	.269	11-19	.579	12	23	35	3.5	26	0	20	27	1	9	74	7.4	
10	JACKSON, Bianca	10-6	289	28.9	25-56	.446	12-28	.429	10-12	.833	9	25	34	3.4	18	1	9	12	2	5	72	7.2	
21	HERBERT HARRIGAN	10-1	128	12.8	17-43	.395	1-1	1.000	10-14	.714	8	17	25	2.5	18	1	2	12	11	3	45	4.5	
24	GRISSETT, LeLe	10-0	115	11.5	11-31	.355	0-0	.000	8-12	.667	13	17	30	3.0	23	0	1	9	2	5	30	3.0	
00	PATRICK, Victoria	9-0	57	6.3	2-14	.143	2-9	.222	0-2	.000	1	1	2	0.2	5	0	2	0	0	1	6	0.7	
23	WILLIAMS, LaDazhia	5-0	9	1.8	0-1	.000	0-0	.000	0-0	.000	0	0	0	0.0	0	0	0	0	0	0	0	0.0	
Team											18	20	38	2		2							
Total.....		10	2000	256-610		.420	46-139	.331	150-224	.670	137	239	376	37.6	174	5	115	133	55	64	708	70.8	
Opponents.....		10	2000	271-615		.441	58-149	.389	127-174	.730	118	239	357	35.7	203	7	148	125	47	50	727	72.7	

TEAM STATISTICS	SC	OPP	Date	Opponent	Score	Att.
SCORING	708	727	11/13/17	at #15/13 Maryland	w 94-86	8677
Points per game	70.8	72.7	@ 11/26/17	vs #6/6 Notre Dame	L 85-92	1707
Scoring margin	-1.9	-	12/03/17	#14/16 DUKE	w 72-52	13054
FIELD GOALS-ATT	256-610	271-615	* 12/31/17	#22/21 TEXAS A&M	w 61-59	13431
Field goal pct	.420	.441	* 01/07/18	at #15/15 Missouri	L 74-83	4652
3 POINT FG-ATT	46-139	58-149	* 01/14/18	#6/6 TENNESSEE	L 70-86	14763
3-point FG pct	.331	.389	* 01/28/18	#11/11 MISSOURI	w 64-54	13433
3-pt FG made per game	4.6	5.8	02/01/18	#1/1 UCONN	L 58-83	18000
FREE THROWS-ATT	150-224	127-174	* 02/05/18	at #2/2 Mississippi State	L 53-67	10794
Free throw pct	.670	.730	* 2/15/18	at #20/19 Georgia	w 77-65	4072
F-Throws made per game	15.0	12.7	* = Conference game			
REBOUNDS	376	357	@ = Gulf Coast Showcase (Estero, Fla.)			
Rebounds per game	37.6	35.7				
Rebounding margin	+1.9	-				
ASSISTS	115	148				
Assists per game	11.5	14.8				
TURNOVERS	133	125				
Turnovers per game	13.3	12.5				
Turnover margin	-0.8	-				
Assist/turnover ratio	0.9	1.2				
STEALS	64	50				
Steals per game	6.4	5.0				
BLOCKS	55	47				
Blocks per game	5.5	4.7				
ATTENDANCE	72681	29902				
Home games-Avg/Game	5-14536	4-7049				
Neutral site-Avg/Game	-	1-1707				

Score by Periods	1st	2nd	3rd	4th	Totals
#8/8 South Carolina	203	131	183	191	708
Opponents	168	187	175	197	727



2017-18 South Carolina Basketball
#8/8 South Carolina Combined Team Statistics (as of Feb 15, 2018)
Conference games only



RECORD:	OVERALL	HOME	AWAY	NEUTRAL
ALL GAMES	10-3	5-1	5-2	0-0
CONFERENCE	10-3	5-1	5-2	0-0
NON-CONFERENCE	0-0	0-0	0-0	0-0

##	Player	gp-gs	min	avg	Total		3-Point		F-Throw		Rebounds			pf	dq	a	to	blk	stl	pts	avg	
					fg-fga	fg%	3fg-fga	3fg%	ft-fga	ft%	off	def	tot									
22	WILSON, A'ja	11-10	334	30.4	90-165	.545	2-4	.500	49-75	.653	43	90	133	12.1	28	1	17	24	41	6	231	21.0
52	HARRIS, Tyasha	13-13	439	33.8	65-136	.478	17-43	.395	37-51	.725	6	38	44	3.4	24	1	85	25	3	22	184	14.2
35	JENNINGS, Alexis	13-13	343	26.4	58-97	.598	1-1	1.000	41-55	.745	32	52	84	6.5	34	0	11	25	12	10	158	12.2
04	CLINEY, Doniyah	13-13	445	34.2	40-100	.400	4-21	.190	26-35	.743	14	26	40	3.1	31	0	25	31	4	12	110	8.5
11	SPANN, Lindsey	8-4	154	19.3	21-57	.368	16-44	.364	1-2	.500	0	7	7	0.9	12	0	2	7	0	4	59	7.4
10	JACKSON, Bianca	13-9	394	30.3	29-88	.330	15-43	.349	20-27	.741	13	32	45	3.5	23	1	18	15	4	10	93	7.2
21	HERBERT HARRIGAN	10-1	125	12.5	17-43	.395	1-1	1.000	10-15	.667	6	24	30	3.0	19	0	4	12	9	3	45	4.5
24	GRISSETT, LeLe	13-2	196	15.1	17-41	.415	0-0	.000	15-26	.577	23	32	55	4.2	33	0	3	16	4	8	49	3.8
00	PATRICK, Victoria	13-0	131	10.1	11-34	.324	8-25	.320	4-8	.500	3	3	6	0.5	6	0	4	6	0	3	34	2.6
23	WILLIAMS, LaDazhia	9-0	39	4.3	2-6	.333	0-0	.000	0-0	.000	4	3	7	0.8	3	0	0	0	3	0	4	0.4
Team											21	28	49		2		1					
Total.....		13	2600		350-767	.456	64-182	.352	203-294	.690	165	335	500	38.5	215	3	169	162	80	78	967	74.4
Opponents.....		13	2600		320-795	.403	73-216	.338	137-204	.672	161	279	440	33.8	246	5	160	157	44	66	850	65.4

TEAM STATISTICS	SC	OPP	Date	Opponent	Score	Att.
SCORING	967	850	* 12/31/17	#22/21 TEXAS A&M	w 61-59	13431
Points per game	74.4	65.4	* 01/04/18	at Ole Miss	w 88-62	1018
Scoring margin	+9.0	-	* 01/07/18	at #15/15 Missouri	L 74-83	4652
FIELD GOALS-ATT	350-767	320-795	* 01/11/18	AUBURN	w 71-63	12011
Field goal pct	.456	.403	* 01/14/18	#6/6 TENNESSEE	L 70-86	14763
3 POINT FG-ATT	64-182	73-216	* 01/18/18	at Vanderbilt	w 95-82	2231
3-point FG pct	.352	.338	* 01/21/18	at Kentucky	w 81-64	6521
3-pt FG made per game	4.9	5.6	* 01/25/18	ARKANSAS	w 90-42	12844
FREE THROWS-ATT	203-294	137-204	* 01/28/18	#11/11 MISSOURI	w 64-54	13433
Free throw pct	.690	.672	* 02/05/18	at #2/2 Mississippi State	L 53-67	10794
F-Throws made per game	15.6	10.5	* 02/08/18	at Alabama	w 79-66	2313
REBOUNDS	500	440	* 02/11/18	FLORIDA	w 64-57	15385
Rebounds per game	38.5	33.8	* 2/15/18	at #20/19 Georgia	w 77-65	4072
Rebounding margin	+4.6	-				
ASSISTS	169	160				
Assists per game	13.0	12.3				
TURNOVERS	162	157				
Turnovers per game	12.5	12.1				
Turnover margin	-0.4	-				
Assist/turnover ratio	1.0	1.0				
STEALS	78	66				
Steals per game	6.0	5.1				
BLOCKS	80	44				
Blocks per game	6.2	3.4				
ATTENDANCE	81867	31601				
Home games-Avg/Game	6-13644	7-4514				
Neutral site-Avg/Game	-	0-0				

* = Conference game
 @ = Gulf Coast Showcase (Estero, Fla.)

Score by Periods	1st	2nd	3rd	4th	Totals
#8/8 South Carolina	254	207	255	251	967
Opponents	189	194	251	216	850



2017-18 South Carolina Basketball
#8/8 South Carolina Combined Team Statistics (as of Feb 15, 2018)
All games



RECORD:	OVERALL	HOME	AWAY	NEUTRAL
ALL GAMES	21-5	11-2	8-2	2-1
CONFERENCE	10-3	5-1	5-2	0-0
NON-CONFERENCE	11-2	6-1	3-0	2-1

##	Player	gp-gs	min	avg	Total		3-Point		F-Throw		Rebounds			pf	dq	a	to	blk	stl	pts	avg	
					fg-fga	fg%	3fg-fga	3fg%	ft-fga	ft%	off	def	tot									
22	WILSON, A'ja	24-23	698	29.1	203-370	.549	5-12	.417	128-186	.688	85	194	279	11.6	49	1	38	55	85	22	539	22.5
35	JENNINGS, Alexis	26-26	661	25.4	121-200	.605	1-6	.167	69-96	.719	68	112	180	6.9	57	0	23	42	25	21	312	12.0
52	HARRIS, Tyasha	26-25	847	32.6	113-249	.454	25-80	.313	59-79	.747	8	74	82	3.2	43	2	164	58	5	61	310	11.9
11	SPANN, Lindsey	15-11	356	23.7	54-117	.462	38-84	.452	8-11	.727	1	17	18	1.2	25	0	22	18	1	9	154	10.3
04	CLINEY, Doniyah	26-26	783	30.1	78-186	.419	13-52	.250	35-49	.714	33	56	89	3.4	60	0	55	55	6	32	204	7.8
10	JACKSON, Bianca	26-15	748	28.8	65-164	.396	29-77	.377	28-37	.757	26	66	92	3.5	48	1	50	29	10	25	187	7.2
21	HERBERT HARRIGAN	23-1	352	15.3	55-116	.474	2-6	.333	35-48	.729	18	56	74	3.2	46	1	13	22	26	9	147	6.4
24	GRISSETT, LeLe	26-3	352	13.5	42-91	.462	0-0	.000	32-61	.525	41	55	96	3.7	59	0	11	32	6	19	116	4.5
00	PATRICK, Victoria	25-0	275	11.0	17-68	.250	13-53	.245	4-8	.500	5	7	12	0.5	17	0	13	10	0	6	51	2.0
23	WILLIAMS, LaDazhia	20-0	128	6.4	9-26	.346	2-3	.667	5-16	.313	14	12	26	1.3	17	0	1	6	5	2	25	1.3
Team											49	59	108		2		3					
Total.....		26	5200		757-1587	.477	128-373	.343	403-591	.682	348	708	1056	40.6	423	5	390	330	169	206	2045	78.7
Opponents.....		26	5201		586-1585	.370	136-397	.343	292-422	.692	326	546	872	33.5	514	16	306	379	83	136	1600	61.5

TEAM STATISTICS	SC	OPP	Date	Opponent	Score	Att.
SCORING	2045	1600	11/10/17	ALABAMA STATE	w 99-31	13723
Points per game	78.7	61.5	11/13/17	at #15/13 Maryland	w 94-86	8677
Scoring margin	+17.1	-	11/16/17	at Clemson	w 66-36	1589
FIELD GOALS-ATT	757-1587	586-1585	11/19/17	WOFFORD	w 94-60	12471
Field goal pct	.477	.370	@ 11/24/17	vs Rutgers	w 78-68	1207
3 POINT FG-ATT	128-373	136-397	@ 11/25/17	vs St. John's	w 76-58	1537
3-point FG pct	.343	.343	@ 11/26/17	vs #6/6 Notre Dame	L 85-92	1707
3-pt FG made per game	4.9	5.2	11/30/17	WESTERN CAROLINA	w 101-43	12020
FREE THROWS-ATT	403-591	292-422	12/03/17	#14/16 DUKE	w 72-52	13054
Free throw pct	.682	.692	12/05/17	COLL. OF CHARLESTON	w 69-43	11732
F-Throws made per game	15.5	11.2	12/17/17	SAVANNAH STATE	w 99-38	13345
REBOUNDS	1056	872	12/21/17	at Temple	w 87-60	3185
Rebounds per game	40.6	33.5	* 12/31/17	#22/21 TEXAS A&M	w 61-59	13431
Rebounding margin	+7.1	-	* 01/04/18	at Ole Miss	w 88-62	1018
ASSISTS	390	306	* 01/07/18	at #15/15 Missouri	L 74-83	4652
Assists per game	15.0	11.8	* 01/11/18	AUBURN	w 71-63	12011
TURNOVERS	330	379	* 01/14/18	#6/6 TENNESSEE	L 70-86	14763
Turnovers per game	12.7	14.6	* 01/18/18	at Vanderbilt	w 95-82	2231
Turnover margin	+1.9	-	* 01/21/18	at Kentucky	w 81-64	6521
Assist/turnover ratio	1.2	0.8	* 01/25/18	ARKANSAS	w 90-42	12844
STEALS	206	136	* 01/28/18	#11/11 MISSOURI	w 64-54	13433
Steals per game	7.9	5.2	02/01/18	#1/1 UCONN	L 58-83	18000
BLOCKS	169	83	* 02/05/18	at #2/2 Mississippi State	L 53-67	10794
Blocks per game	6.5	3.2	* 02/08/18	at Alabama	w 79-66	2313
ATTENDANCE	176212	49503	* 02/11/18	FLORIDA	w 64-57	15385
Home games-Avg/Game	13-13555	10-4505	* 2/15/18	at #20/19 Georgia	w 77-65	4072
Neutral site-Avg/Game	-	3-1484				

* = Conference game
 @ = Gulf Coast Showcase (Estero, Fla.)

Score by Periods	1st	2nd	3rd	4th	Totals
#8/8 South Carolina	556	451	531	507	2045
Opponents	352	357	446	445	1600