



# 2017-18 MEN'S BASKETBALL GAME NOTES

**Ole Miss Athletics Communications** | 908 All-American Dr. | University, MS 38677 | 662-915-7031  
**MBB Contact:** Adam Kuffner | kuffner@olemiss.edu | 662-816-0497 (c)  
**Web:** OleMissSports.com, OleMissHoops.com | **Twitter:** @OleMissSports, @OleMissMBB  
**Facebook:** Facebook.com/OleMissSports, Facebook.com/OleMissMBB | **Blog:** OleMissSports.com/Blog

## 2017-18 SCHEDULE


Date	Opponent [TV]	Time/Result
11/5	NORTH ALABAMA (Ex.) [SECN+]	W, 94-53
11/10	LOUISIANA [SECN+]	W, 94-76
11/13	EASTERN KENTUCKY [SECN+]	W, 85-75
11/17	GEORGIA STATE [SECN+]	W, 77-72
11/20	vs. NR/RV Utah^ [AT&T SportsNet]	L, 74-83
11/22	vs. Rice^ [ESPN]	W, 79-62
11/28	SOUTH DAKOTA STATE [SECN+]	L, 97-99 (OT)
12/2	NR/RV VIRGINIA TECH [SECN+]	L, 80-83 (OT)
12/9	at Middle Tennessee [Stadium]	L, 58-77
12/13	SAM HOUSTON STATE [SECN+]	W, 82-69
12/16	ILLINOIS STATE [SEC Network]	L, 97-101 (OT)
12/19	TEXAS A&M-CORPUS CHRISTI [SECN]	W, 85-63
12/22	BRADLEY [SECN+]	W, 82-59
12/31	SOUTH CAROLINA* [ESPN2]	W, 74-69
1/3	at Georgia* [SEC Network]	L, 60-71
1/6	RV/NR MISSISSIPPI STATE* [SEC Network]	W, 64-58
1/9	at #22/24 Auburn* [ESPN]	L, 70-85
1/13	RV/RV FLORIDA* [CBS]	W, 78-72
1/16	at Texas A&M* [SEC Network]	L, 69-71
1/20	at Arkansas* [SEC Network]	L, 93-97
1/23	NR/RV ALABAMA* [SEC Network]	W, 78-66
1/27	at Texas% [ESPN2]	L, 72-85
1/30	#11/13 AUBURN* [SEC Network]	L, 70-79
2/3	at #18/19 Tennessee* [SEC Network]	L, 61-94
2/6	MISSOURI* [SEC Network]	L, 69-75
2/10	at LSU* [ESPN]	L, 66-82
2/13	ARKANSAS [SEC Network]	L, 64-75
2/17	at Mississippi State* [SEC Network]	L, 62-79
2/20	at RV/NR Missouri* [ESPN2]	W, 90-87 (OT)
2/24	#19/19 TENNESSEE* [SEC Network]	L, 65-73
2/28	at #23/25 Kentucky* [ESPN2]	6 p.m.
3/3	VANDERBILT* [SEC Network]	7:30 p.m.
3/7-3/11	SEC Tournament&	TBA

\* SEC Game | Ranking: AP/USA TODAY | All Times CT  
 ^ MGM Resorts Main Event (Las Vegas)  
 % Big 12/SEC Challenge  
 & SEC Tournament (St. Louis, Mo.)

## OLE MISS STYLE GUIDE

**NAME**  
 Ole Miss (preferred)  
 University of Mississippi  
~~Mississippi~~

**NICKNAME**  
 Rebels



#23/25 Kentucky  
**WILDCATS**  
 (20-9, 9-7 SEC)

**Head Coach:** John Calipari  
**Career:** 672-200/26th  
**At UK:** 269-62/9th

## GAME 30

**Date:** Wednesday, February 28, 2018  
**Time:** 6 p.m. CT  
**Location:** Lexington, Ky.  
**Arena:** Rupp Arena (23,000)  
**Television:** ESPN2  
 Karl Ravech, play-by-play  
 Dan Dakich, analyst  
**Radio:** Ole Miss IMG Sports Network  
 David Kellum, play-by-play  
 Keith Carter, analyst  
**Live Audio:** OleMissSports.com  
**Live Video:** WatchESPN.com  
**Series:** Kentucky leads 105-13  
**Last Meeting:** Dec. 29, 2016  
 Kentucky won 99-76  
 Oxford, Miss.








Ole Miss  
**REBELS**  
 (12-17, 5-11 SEC)

**Acting Head Coach:** Tony Madlock  
**Career:** 1-1/1st  
**At OM:** 1-1/1st


## TIPOFF TIDBITS

- Ole Miss and Kentucky are the only two teams in the SEC to have a .500-or-better conference record in each of the last six seasons.
- The Rebels lead the SEC in rebounding in conference games, pulling down 38.2 boards per game.
- Ole Miss also paces the conference with 13.1 offensive rebounds per SEC contest.
- **Breoin Tyree** has led the Rebels in scoring in each of the last three games, averaging 19.0 ppg; Tyree scored a career-high 25 points in the overtime win at Missouri last week.
- Ole Miss faces a ranked opponent for the second straight game after coming off a setback to No. 19 Tennessee.
- Four Rebels are averaging double figures in SEC play (**Deandre Burnett**-13.6 ppg, **Breoin Tyree**-12.3 ppg, **Bruce Stevens**-11.4 ppg, **Terence Davis**-11.4 ppg).
- Ole Miss has six wins versus RPI top 100 teams, including three against the top 50; the Rebels had three wins versus the top 100 all of last season.
- The Rebels are 11-6 when shooting over 30 percent from beyond the arc.
- Ole Miss is one of seven teams nationwide to have at least 15 different starting lineups this season.
- Guards are accounting for 70.5 percent of the Rebels' scoring.
- Ole Miss is the only team in the SEC without back-to-back home games at least once during conference play.
- The Rebels posted conference records over .500 in each of the last three seasons, the first time they have done that since 1936-1938.
- **Tony Madlock** is 1-1 as Ole Miss' acting head coach; Madlock has 21 years of coaching experience at the Division I level, including four seasons at Ole Miss.
- **Andy Kennedy**, the winningest coach in program history, stepped down as head coach Feb. 18.
- Ten different players have started games this year for Ole Miss, one of six schools nationally to have done that.
- Senior **Marcanvis Hymon** ranks 10th in school history with 95 career blocks.
- The Rebels have played in four overtime games this season, the most since playing in five during the 2011-12 season.

## PROJECTED OLE MISS STARTERS

	PTS	REB	AST	STL	FG%	FT%
 <b>G   4   BREOIN TYREE</b> 6-2   192   So.   Somerset, N.J.	10.5	2.2	2.6	0.7	39.6	71.8
 <b>G   5   MARKEL CRAWFORD</b> 6-4   210   Gr.   Memphis, Tenn.	9.5	4.1	2.1	1.2	39.6	75.6
 <b>G   3   TERENCE DAVIS</b> 6-4   201   Jr.   Southaven, Miss.	13.2	6.3	2.1	0.9	39.9	72.5
 <b>F   12   BRUCE STEVENS</b> 6-8   252   Jr.   Louin, Miss.	10.3	4.9	1.2	0.5	51.2	75.0
 <b>F   2   MARCANVIS HYMON</b> 6-7   220   Sr.   Memphis, Tenn.	4.6	5.2	0.8	0.8	55.9	47.6

**0**  
**G**




**DEVONTAE SHULER**  
6-2 | 192 | Fr. | Irmo, S.C. | Major: Journalism

PTS	REB	AST	STL	FG%	FT%
6.2	2.8	1.0	1.1	36.1	72.2

**LAST GAME:** Scored two points and added four rebounds and one block  
**NOTES:** Second on the team in steals (31) ... Five games with at least three steals ... Scored a career-high 19 points vs. South Dakota St. (Nov. 28) ... His 14 points in his debut was the most by a Rebel freshman in a season opener since 2007

**1**  
**G**




**DEANDRE BURNETT**  
6-2 | 192 | Sr. | Miami Gardens, Fla. | Major: General Studies

PTS	REB	AST	STL	FG%	FT%
14.2	2.1	4.0	0.6	38.5	80.6

**LAST GAME:** Scored 11 points in 21 minutes off the bench  
**NOTES:** Averages 17.2 ppg in SEC wins ... Leads team in assists (4.0 per game) and FT shooting (.806) ... 84.9 percent free throw shooter for his career (315 of 372), on pace for fifth in school history ... 1,136 career points (941 at Ole Miss, 195 at Miami)

**2**  
**F**




**MARCANVIS HYMON**  
6-7 | 220 | Sr. | Memphis, Tenn. | Major: General Studies

PTS	REB	AST	BLK	FG%	FT%
4.6	5.2	0.8	0.8	55.9	47.6

**LAST GAME:** Four points, five rebounds, three assists, two blocks and two steals  
**NOTES:** Second on the team in blocks (24) ... Recorded his third career double-double in the season opener, tallying 12 points and pulling down 13 boards ... 95 career blocks (team-high 40 last season), 10th all-time in school history

**3**  
**G**




**TERENCE DAVIS**  
6-4 | 201 | Jr. | Southaven, Miss. | Major: General Studies

PTS	REB	AST	BLK	FG%	FT%
13.2	6.3	2.1	0.9	39.9	72.5

**LAST GAME:** Scored 13 points and pulled down six rebounds  
**NOTES:** Leads the team in blocks (27) ... Six 20-point games this season ... Scored 30 points at Arkansas (Jan. 20) ... Has scored double digits in 34 of 44 games dating back to last season ... Scored 1.8 ppg as a freshman, 14.9 ppg as a sophomore

**4**  
**G**




**BREEIN TYREE**  
6-2 | 192 | So. | Somerset, N.J. | Enrolled in the College of Liberal Arts

PTS	REB	AST	STL	FG%	FT%
10.5	2.2	2.6	0.7	39.6	71.8

**LAST GAME:** Led the team in scoring for the third straight game, tallying 17 points  
**NOTES:** Averaging 12.3 ppg in SEC play ... Recorded a career-high 25 points to lead the Rebels to a win at Missouri (Feb. 20) ... Talled 24 points at Auburn (Jan. 9), also making a career-high four 3s ... Vice-Chair of the SEC Basketball Leadership Council

**5**  
**G**




**MARKEL CRAWFORD**  
6-4 | 210 | Gr. | Memphis, Tenn. | Major: Criminal Justice

PTS	REB	AST	STL	FG%	FT%
9.5	4.1	2.1	1.2	39.6	75.6

**LAST GAME:** Scored two points ... Added two steals and a career-high nine rebounds  
**NOTES:** Leads team in steals (34) and minutes (30.3 per game) ... 1,037 career points (761 at Memphis, 276 at Ole Miss) ... Season-high 19 points vs. South Dakota St. (Nov. 28) ... Transferred from Memphis, led the Tigers with 42 3-pointers last year

**10**  
**G**




**ANTONIO MORGANO**  
5-10 | 165 | R-Fr. | Morgantown, W. Va. | Major: Political Science

PTS	REB	AST	STL	FG%	FT%
0.0	0.0	0.0	0.0	--	--

**LAST GAME:** Did not play  
**NOTES:** Made his Rebel debut, playing the final minute in the win over Bradley (Dec. 22) ... Walk-on who redshirted last season ... As a high school senior, named honorable mention all-state, leading team to a 27-0 record and Class AAA State Championship

**11**  
**F**




**ERIC HORN**  
6-7 | 185 | So. | Los Gatos, Calif. | Major: General Business

PTS	REB	BLK	STL	FG%	FT%
0.0	1.0	0.0	0.0	--	--

**LAST GAME:** Did not play  
**NOTES:** Made his Rebel debut, playing the final minute in the win over Bradley (Dec. 22) ... Walk-on who played one season at Cuesta College ... Averaged 2.8 points and 4.1 rebounds over 27 games ... Has traveled to China for service work

**12**  
**F**




**BRUCE STEVENS**  
6-8 | 252 | Jr. | Louin, Miss. | Major: General Studies

PTS	REB	AST	BLK	FG%	FT%
10.3	4.9	1.2	0.5	51.2	75.0

**LAST GAME:** Scored 14 points and grabbed eight rebounds  
**NOTES:** Has had three 20-point games this season ... Talled 22 points in the win over Florida (Jan. 13) ... Has started 17 games, averaging 12.3 ppg in those contests ... Scored a career-high 27 points (13 of 16 from the line) vs. Illinois St. (Dec. 16)

**13**  
**C**




**DOMINIK OLEJNICZAK**  
7-0 | 255 | So. | Torun, Poland | Major: General Studies

PTS	REB	BLK	STL	FG%	FT%
4.1	2.6	0.6	0.4	53.6	61.5

**LAST GAME:** Scored two points and grabbed two rebounds in 10 minutes  
**NOTES:** Has started 11 games at center ... Scored a career-high 16 points at Texas (Jan. 27) ... Recorded his first career double-double (10 points, 10 rebounds) against Auburn (Jan. 9) ... Redshirted last season after transferring from Drake

**20**  
**G**



**D.C. DAVIS**  
5-11 | 175 | Jr. | Purvis, Miss. | Major: General Studies

PTS	REB	AST	STL	FG%	FT%
1.0	0.2	0.2	0.2	50.0	50.0

**LAST GAME:** Did not play  
**NOTES:** Made his first career field goal at Tennessee (Feb. 3), a three for a career high in points ... Earned his first career start in the win over Texas A&M-Corpus Christi (Dec. 19), recording one point, one steal and one assist ... Has played in five games

**22**  
**F**




**KARLIS SILINS**  
6-11 | 245 | R-Fr. | Riga, Latvia | Major: Psychology

PTS	REB	BLK	STL	FG%	FT%
--	--	--	--	--	--

**LAST GAME:** Did not play due to injury  
**NOTES:** Out indefinitely after re-injuring his left knee and undergoing surgery ... Played in eight games but earned a medical redshirt after suffering an ACL injury in December and missing the remainder of last season

**24**  
**G**



**LANE BELOW**  
6-1 | 185 | Sr. | Advance, Mo. | Major: General Studies

PTS	REB	AST	STL	FG%	FT%
0.0	0.0	0.0	0.0	--	--

**LAST GAME:** Did not play  
**NOTES:** Played the final minute in the win over Bradley (Dec. 22) ... Began the season as a walk-on but was awarded a scholarship in January ... Played in four games averaging 0.5 points in 1.5 minutes per game last year, his first season as a Rebel

**34**  
**G**




**ILYA TYRTYSHNIK**  
6-3 | 185 | Fr. | Kiev, Ukraine | Major: Sport & Recreation Management

PTS	REB	AST	STL	FG%	FT%
0.0	0.7	0.0	0.0	0.0	--

**LAST GAME:** Did not play  
**NOTES:** Has appeared in the final minutes of three games ... Rated one of the top guard prospects in the 2017 class by Eurohopes Scouting Service ... Played in the FIBA U20 European Championships this past summer in Crete, Greece

**50**  
**F**



**JUSTAS FURMANAVICIUS**  
6-7 | 210 | Sr. | Kaunas, Lithuania | Major: General Studies

PTS	REB	BLK	STL	FG%	FT%
3.2	3.1	0.7	0.5	42.9	76.0

**LAST GAME:** Recorded one rebound and one block in 13 minutes off the bench  
**NOTES:** Has started six games ... Hit a career-high five 3s and tied his career high in points (15) vs. Texas A&M-Corpus Christi (Dec. 19) ... Ranks third on the team with 20 blocks ... Has played in every game since he arrived on campus (65 games)

**CAREER RECORD AS A HEAD COACH:**

1-1 (.500 winning pct. / 1st Season)\*

\*Served as acting head coach for one game at UTEP but didn't count towards his official head coaching record

**RECORD AS OLE MISS' ACTING HEAD COACH:**

1-1 (.500 winning pct. / 1st Season)



**COACHING CAREER**

Season	School	Position	Record/Postseason
1997-98	Arkansas St.	Assistant Coach	20-9
1998-99	Arkansas St.	Assistant Coach	18-12/NCAA 1st Rd
1999-00	Arkansas St.	Assistant Coach	10-18
2000-01	Arkansas St.	Assistant Head Coach	17-13
2001-02	Arkansas St.	Assistant Head Coach	15-16
2002-03	Arkansas St.	Assistant Head Coach	13-15
2003-04	Arkansas St.	Assistant Head Coach	17-11
2004-05	Arkansas St.	Assistant Head Coach	16-13
2005-06	Arkansas St.	Assistant Head Coach	12-18
2006-07	UTEP	Assistant Coach	14-17
2007-08	UTEP	Assistant Coach	19-14/CBI
2008-09	UTEP	Assistant Coach	23-14/CBI
2009-10	UTEP	Assistant Coach	26-7/NCAA 1st Rd
2010-11	Auburn	Assistant Coach	11-20
2011-12	Auburn	Assistant Coach	15-16
2012-13	Auburn	Assistant Coach	9-23
2013-14	Auburn	Assistant Coach	14-16
2014-15	Ole Miss	Assistant Coach	21-13/NCAA 2nd Rd
2015-16	Ole Miss	Assistant Coach	20-12
2016-17	Ole Miss	Assistant Coach	22-14/NIT Quarters
2017-18	Ole Miss	Assistant Coach	11-16
		Acting Head Coach	1-1

**PLAYING CAREER**

1985-87 Three-year letterman at Melrose High School in Memphis  
Honorable mention All-America and first team all-state honors as a point guard

1988-92 Four-year letterman at Memphis, three-year starter  
One of the school's all-time leaders in games played (128)  
Averaged double figures as a junior and senior  
Four straight postseason appearances (2 NCAA, 2 NIT)  
Helped the Tigers to the Elite Eight as a senior

1993-94 Played professionally in South America

**EDUCATION:** Bachelor of Arts in Marketing, Memphis 1991  
Earned his degree in 3.5 years

**GETTING TO KNOW TONY MADLOCK**

- Named acting head coach on Feb. 18, 2018 after Andy Kennedy, the winningest coach in Ole Miss history, stepped down following 12 seasons at the helm of the program
- 21 years of coaching experience at the collegiate level
- Fourth season on staff at Ole Miss
- Eighth season in the SEC after serving as Auburn assistant coach for four years
- Helped the Rebels advance to the second round of the NCAA Tournament during his first season on staff
- Last season, assisted Ole Miss in advancing to the NIT Quarterfinals
- Coached Sebastian Saiz to all-league honors and a record-breaking senior season; averaging 15.1 ppg and 11.4 rebounds per game, Saiz set the school record by pulling down 409 boards throughout the year.
- Under Madlock's tutelage, Ole Miss guard Stefan Moody earned first team All-SEC honors in back-to-back seasons
- At Auburn, coached Chris Denson to All-SEC second team honors in 2013-14, and he recruited three top-100 players to the Plains during his time with the Tigers
- Coached Stefon Jackson, who is the all-time leading scorer in UTEP and Conference USA history, All-CUSA second-team selection Derrick Carracter, who was drafted by the Los Angeles Lakers in 2010, and C-USA All-Defensive Team member Julyan Stone
- While at UTEP, recruited 2010 C-USA Player of the Year, Randy Culpepper, and Arnett Moultrie, a 2009 C-USA All-Freshman Team selection
- Served as acting coach for one game at UTEP while then-head coach Tony Barbee attended a funeral
- Spent six of his nine years at Arkansas State as the assistant head coach prior to going to El Paso
- Helped Arkansas State to the 1998 Sun Belt Conference regular season championship and the 1999 Sun Belt Conference tournament title, as he recruited six junior college All-Americans to the school
- Recruited the only junior college player in Arkansas State history to score 1,000 points in two seasons
- Began his coaching career at his alma mater, Melrose High School, leading the team to a 67-29 record over three seasons (state runner-up in 1997)
- Married to the former Stacie Bryant of Memphis
- Two children, a daughter, Kyndal, and a son, T.J



### OLE MISS QUICK FACTS

**Name**...Ole Miss (The University of Mississippi)  
**Nickname**.....Rebels  
**Location**.....Oxford, Mississippi  
**Founded**.....November 6, 1848  
**Enrollment**.....23,780  
**School Colors**.....Cardinal Red and Navy Blue  
**Mascot**.....Rebel  
**Chancellor**.....Dr. Jeffrey S. Vitter  
**Faculty Representative**.....Dr. Ron Rychlak  
**Athletics Director**.....Ross Bjork  
**Conference**.....Southeastern (SEC)  
**2016-17 Record**.....22-14  
**SEC Record/Finish**.....10-8/t-5th SEC  
**Postseason**.....NIT Quarterfinals  
**Lettermen Returning/Lost**.....7/5  
**Starters Returning/Lost**.....4/1  
**Newcomers**.....8

### MEDIA SERVICES

#### CREDENTIALS

Please contact the Athletics Communications Office for game credentials. Requests for credentials should be emailed to Adam Kuffner (kuffner@olemiss.edu) and will be limited to working members of the media. Credentials will be held at the will-call table located at the media entrance on the southwest corner of The Pavilion at Ole Miss.

Priority will be given to media representatives that cover Ole Miss Basketball on a regular basis. Credentials are non-transferable. Unauthorized use is strictly prohibited.

#### INTERVIEW POLICY

All interview requests — coaches and players — MUST be coordinated through the Communications Office. During the week, head coach Tony Madlock and Rebel players will generally be available for interviews at the Tuohy Center before practice on Mondays, unless arranged otherwise. Please email or text your player requests to Adam Kuffner by 5 p.m. of the day prior to interviews. There will be no gameday player interviews until after the game.

#### PRACTICE POLICY

Ole Miss Basketball practices and walk-throughs are closed to the public and the media.

#### WEEKLY TELECONFERENCE

The Southeastern Conference conducts a bi-weekly Monday morning teleconference with all 14 men's basketball head coaches beginning in January and running through the end of the season. Coach Madlock is on the teleconference at 11:03 a.m. CT.

#### PARKING

Media parking is located in the garage or at the Ole Miss Track Complex. Media members should request parking in advance. Media members that attend practices, press conferences and other on-campus events during the week should make arrangements with campus parking by visiting [olemiss.edu/parking/media.html](http://olemiss.edu/parking/media.html).

#### POSTGAME INTERVIEWS

Both team locker rooms are CLOSED to the media following the game, by facility policy. Visiting coach and player interviews will address the media in the media workroom following a cooling off period approximately 10 minutes after the game. Ole Miss head coach Tony Madlock and selected Ole Miss players will address the media following the visiting team.

### QUALITY WINS

So far this season, Ole Miss has earned six victories over RPI top 100 teams, including three over opponents ranked in the top 50 (Louisiana-37, Alabama-41, Missouri-44). Moreover, all six top 100 victories are actually in the top 75. Comparing to last year's run to the NIT Quarterfinals, Ole Miss had only three top 100 wins. In terms of RPI, the Rebels' worst loss this season is No. 85 Illinois State.

### SCOUTING KENTUCKY

No. 23 Kentucky enters Wednesday's matchup with a 20-9 record, including 9-7 in SEC play. After dropping four straight games, the Wildcats have rebounded to win their last three by double digits and against team receiving votes in the national rankings. UK downed Mizzou 87-66 at home Saturday night. The Wildcats are one of the best teams in the country in defending the three ball, holding opposition to a 29.3 percent clip from beyond the arc. That mark leads the SEC and ranks second nationally. Freshman guard Kevin Knox leads Kentucky in scoring with 15.4 ppg. Fellow classmate Shai Gilgeous-Alexander follows with 12.9 ppg, while leading the team in assists (129) and steals (47). John Calipari is in his ninth season as Kentucky's head coach. With 672 wins through 26 seasons, Calipari has previously coached Memphis (2001-09), the New Jersey Nets (1997-99) and UMass (1989-96).

### COMPARING THE TEAMS

Statistic	Ole Miss	Kentucky
Scoring Offense	75.7	79.3
Scoring Defense	77.1	73.1
Scoring Margin	-1.4	+6.2
Field Goal Pct.	.422	.467
Opp. Field Goal Pct.	.435	.409
3-Point Pct.	.320	.343
Opp. 3-Point Pct.	.367	.293
Free Throw Pct.	.732	.695
Rebounds Per Game	38.0	40.5
Opp. Rebounds Per Game	38.4	34.9
Rebound Margin	-0.4	+5.7
Assists Per Game	14.4	13.9
Turnovers Per Game	11.4	14.0
Opp. Turnovers Per Game	12.4	12.6
Turnover Margin	+1.0	-1.4
Steals Per Game	6.3	5.9
Blocks Per Game	4.1	5.3

### SERIES HISTORY

Wednesday's game will be the 119th meeting between the two schools. The Wildcats hold a 105-13 lead in the series, but two of the Rebels' 13 all-time wins have come in the last 12 meetings. Ole Miss has two victories in Lexington, including one win all-time at Rupp Arena in 1998. The Rebels' other win in Lexington came in the schools' second all-time meeting in 1927. Three years ago, Ole Miss nearly ruined Kentucky's perfect regular season by taking the Wildcats to overtime in Rupp Arena. Stefan Moody scored 25 points and Jarvis Summers added 23 for the Rebels, but Kentucky prevailed with an 89-86 victory to remain undefeated and keep its perfect season in tact until the Final Four.

### OLE MISS REBEL ROSTER

No.	Name	Pos.	Ht.	Wt.	Yr.	Hometown (High School/Other School)
0	Devontae Shuler	G	6-2	192	Fr.	Irmo, S.C. (Oak Hill Academy)
1	Deandre Burnett	G	6-2	192	Sr.	Miami Gardens, Fla. (Miami (Fla.))
2	Marcanvis Hymon	F	6-7	220	Sr.	Memphis, Tenn. (Whitehaven)
3	Terence Davis	G	6-4	201	Jr.	Southaven, Miss. (Southaven)
4	Breein Tyree	G	6-2	192	So.	Somerset, N.J. (St. Joseph HS)
5	Markel Crawford	G	6-4	210	Gr.	Memphis, Tenn. (Memphis)
10	Antonio Morgano	G	5-10	165	R-Fr.	Morgantown, W. Va. (Morgantown)
11	Eric Horn	F	6-7	185	So.	Los Gatos, Calif. (Cuesta College)
12	Bruce Stevens	F	6-8	252	Jr.	Louin, Miss. (Jones County JC)
13	Dominik Olejniczak	C	7-0	255	So.	Torun, Poland (Drake)
20	D.C. Davis	G	5-11	175	Jr.	Purvis, Miss. (Jones County JC)
22	Karlis Silins	F	6-11	245	R-Fr.	Riga, Latvia (WEF Skola)
24	Lane Below	G	6-1	185	Sr.	Advance, Mo. (Three Rivers CC)
34	Ilya Tyrtyschnik	G	6-3	185	Fr.	Kiev, Ukraine (GBA Prague)
50	Justas Furmanavicius	F	6-7	210	Sr.	Kaunas, Lithuania (Three Rivers CC)

#### Acting Head Coach:

Tony Madlock (Memphis, 1991), Fourth Year

#### Assistant Coaches:

Todd Abernethy (Ole Miss, 2007), Fourth Year

Rahim Lockhart (Ole Miss, 2001), First Year

#### Acting Assistant Coach:

Wilbur Allen

#### Coordinator of Basketball Operations:

James Hark

#### Coordinator of Video Services:

Nathan Dye

#### PRONUNCIATIONS

Lane <b>BELOW</b>	buh-LOO
<b>JUSTAS FURMANAVICIUS</b>	YOO-stuss fur-mah-NAH-vih-chuss
<b>MARCANVIS</b> Hymon	Mar-CAN-vis
<b>DOMINIK OLEJNICZAK</b>	DAH-mih-nick oh-la-NEE-chak
<b>DEVONTAE</b> Shuler	duh-VON-tay
<b>KARLIS SILINS</b>	KAR-lis SHILL-insh
Ilya <b>TYRTYSHNIK</b>	ter-TEESH-nick

**LAST TIME WE MET**

The Wildcats took down the Rebels in the first ever meeting in The Pavilion between the two teams (Dec. 29, 2016). Sebastian Saiz posted his fourth straight double-double with 23 points and 13 boards, but Ole Miss dropped its SEC opener 99-76 to No. 8 Kentucky. **Deandre Burnett** scored 19 points, going 7 of 15 from the floor and dishing out six assists, while Rasheed Brooks added 15. **Justas Furmanavicius** made four of his five field goal attempts to score eight points off the bench. For Kentucky, Isaiah Briscoe recorded a triple-double with 19 points, 11 assists and 10 rebounds. Edrice Adebayo scored 25 points for the Cats.

**CRASHING THE BOARDS**

The Rebels have rebounded well in SEC play, pulling down a conference-leading 38.2 boards per game. To go along with overall rebounding in conference matchups, Ole Miss has crashed the offensive glass better than any other SEC team. The Rebels haul in 13.1 offensive rebounds per SEC game to top the conference.

**COLD OUTSIDE SHOOTING DOOMS COMEBACK VS. TENNESSEE**

A poor shooting afternoon doomed Ole Miss in a 73-65 loss to No. 19 Tennessee on Saturday (Feb. 24). After Ole Miss fell in an early 29-9 hole against the Volunteers, the Rebels shaved the lead all the way down to four points early in the second half. Ole Miss opened the second half on an 11-0 run to get right back into the ballgame at 41-37. The Rebels picked up their energy on the defensive end as Tennessee missed eight of its first nine shots to start the second half. Ole Miss created turnovers and got its guards out in transition which led to easy looks at the rim. However, the Rebels could not get any threes to fall, finishing 1 for 23 from beyond the arc. **Breein Tyree** led the Rebels with 17 points on 7 of 16 shooting. **Bruce Stevens** had 14, and **Terence Davis** added 13 points of his own. Following a season-low three points at Missouri, **Deandre Burnett** returned to double figures with 11 points. The Rebels did a good job of containing Tennessee forward Grant Williams, who had just six points on 3 of 10 shooting. Admiral Schofield picked up the slack and poured in 25 for the Vols.

**REBELS SNAP LOSING SKID WITH OVERTIME WIN AT MISSOURI**

In the first game with **Tony Madlock** as acting head coach, **Breein Tyree** scored a career-high 25 points, including the game-tying bucket with three seconds remaining in regulation, to lead Ole Miss to an exciting 90-87 overtime win at Missouri (Feb. 20). The Rebels used clutch free throw shooting, a fast-paced offense and lockdown defense down the stretch to earn the win. Ole Miss went 15 of 16 (.938) at the line, all in the second half and overtime, while outscoring the Tigers 12-0 in fastbreak points. The Rebels forced 21 turnovers with the help of 13 steals and did not allow Missouri to make a bucket (0 of 8) in overtime. The last time Ole Miss held an opponent without a made field goal in overtime was in an 89-79 win over Vanderbilt (Jan. 15, 2013). **Terence Davis** added 19 points and a career-high four steals, while **Bruce Stevens** scored all 13 of his points in the second half to go along with a team-high eight rebounds. **Markel Crawford** also reached double figures with 11 points.

**CLUTCH FREE THROWS IN COLUMBIA**

In the overtime win at Missouri last week, Ole Miss was clutch at the charity stripe. After not making it to the free throw line in the first half, the Rebels knocked down 15 of 16 attempts for the remainder of the contest. Moreover, Ole Miss went 7 for 7 within the last three minutes of regulation before sinking all four free throws in overtime. The 93.8 percent clip for the game was the best free throw percentage by the Rebels since they made 22 of 23 (.957) vs. No. 5 Baylor in the Big 12/SEC Challenge last season (Jan. 28, 2017). Coincidentally, the last time Ole Miss made over 90 percent of its free throws came against Missouri last year (Feb. 25, 2017), when the Rebels knocked down 27 of their 29 attempts (.931).

**OVERCOMING OVERTIME**

Against Missouri last week, the Rebels needed overtime to pull off a thrilling victory over a team in the hunt to make the NCAA Tournament. While it was the fourth OT game of the season for Ole Miss, the most overtime contests in a season since the 2011-12 campaign (5), the Rebels earned their first victory in such games. In non-conference action, Ole Miss suffered heartbreaking overtime losses to South Dakota State (Nov. 28), Virginia Tech (Dec. 2) and Illinois State (Dec. 16) at home. On the complete other end of the spectrum, going on the road and into SEC play, the Rebels were able to go into a hostile environment and earn a win.

**THE END OF AN ERA**

After 12 years of leading Ole Miss Hoops, **Andy Kennedy** stepped down as head coach, effective immediately, it was announced Sunday, Feb. 18. In his 12 seasons in Oxford, Kennedy held a 245-156 record as coach of the Rebels. With 11 postseason wins, eight postseason berths, nine 20-win seasons, two NCAA Tournament appearances, two NIT Final Fours, two SEC West titles and an SEC Tournament Championship, the two-time SEC Coach of the Year leaves Ole Miss as the winningest coach in program history. Averaging more than 20 wins per season, Kennedy ranks 18th in SEC history with 245 victories. The Louisville, Mississippi, native had the fifth-most wins in 12 years at one school in the conference. Kennedy was one of five SEC coaches to post at least nine 20-win seasons in his first 11 years in the league, joining the likes of Billy Donovan (Florida), Joe B. Hall (Kentucky), Nolan Richardson (Arkansas) and Tubby Smith (Kentucky). In a win over Mississippi State earlier this season (Jan. 6), he became the 23rd SEC coach to earn 100 victories in conference play. Kennedy turned around the Ole Miss basketball program. He is the only coach in SEC history to post 11 consecutive seasons after taking over a program coming off four straight losing seasons. In his first season, he guided the Rebels to 21 wins and an SEC West Division title on his way to becoming SEC Coach of the Year. Since then, the Rebels are one of only 14 teams nationwide to have 11 straight winning seasons. Ole Miss ranks third in the conference with nine 20-win seasons during those 11 years.

**BY THE NUMBERS**

**The Rebels' record is ...**

- Overall . . . . . 12-17
- SEC Games . . . . . 5-11
- Streak . . . . . L1
- Overtime . . . . . 1-3
- Home Overall (SEC) . . . . . 10-7 (4-4)
- Road Overall (SEC) . . . . . 1-9 (1-7)
- Neutral Games (SEC) . . . . . 1-1 (0-0)
- vs. Ranked Opponents . . . . . 0-4

- Day Games . . . . . 4-7
- Night Games (6 p.m. or later) . . . . . 8-10
- November Games . . . . . 4-2
- December Games . . . . . 4-3
- January Games . . . . . 3-6
- February Games . . . . . 1-6
- March Games . . . . . 0-0

- Monday Games . . . . . 1-1
- Tuesday Games . . . . . 3-6
- Wednesday Games . . . . . 2-1
- Thursday Games . . . . . 0-0
- Friday Games . . . . . 3-0
- Saturday Games . . . . . 2-9
- Sunday Games . . . . . 1-0

- Red Jerseys . . . . . 2-4
- Navy Jerseys . . . . . 1-5
- White Jerseys . . . . . 6-7
- Grey Jerseys . . . . . 3-1

**Rebels' record when ...**

- Leading at the half . . . . . 8-3
- Tied at the half . . . . . 1-1
- Behind at the half . . . . . 3-13

- Scores 90 points or more . . . . . 2-3
- Scores 80-89 points . . . . . 4-1
- Scores 70-79 points . . . . . 5-4
- Scores less than 70 points . . . . . 1-9

- Out-rebounds opponent . . . . . 7-7
- Out-rebounded by opponent . . . . . 6-8
- Ties opponents in rebounds . . . . . 0-0

- Shoots 50 percent or better . . . . . 4-1
- Shoots between 40-49 percent . . . . . 7-8
- Shoots under 40 percent . . . . . 1-8
- Shoots 30 percent or better from 3-pt. . . . . 11-6
- Shoots under 30 percent from 3-pt. . . . . 1-11
- Shoots 70 percent or better from FT line . . . . . 8-11
- Shoots 60-69 percent from FT line . . . . . 3-5
- Shoots under 60 percent from FT line . . . . . 1-1
- Opp. shoots 50 percent or better . . . . . 1-6
- Opp. shoots 40-49 percent . . . . . 5-9
- Opp. shoots under 40 percent . . . . . 6-2
- Opp. shoots 30 percent or better from 3-pt. . . . . 9-15
- Opp. shoots under 30 percent from 3-pt. . . . . 3-2
- Commits 15 turnovers or more . . . . . 2-3
- Commits less than 15 turnovers . . . . . 10-14
- Forces 15 turnovers or more . . . . . 3-3
- Forces less than 15 turnovers . . . . . 9-14
- Has less (or same) turnovers than opp. . . . . 8-10

## OLE MISS IN SEC/NCAA STATS

	SEC	NCAA	Category (as of 2/27/18)
Ole Miss	3	77	3PT FG Attempts (715)
Ole Miss	4	60	Assist/Turnover Ratio (1.3)
Ole Miss	11	73	Blocks Per Game (4.1)
Ole Miss	4	39	Fewest Turnovers (331)
Ole Miss	4	74	FT Made (454)
Ole Miss	6	99	FT% (.732)
Ole Miss	4	40	Offensive Rebounds (12.2)
Ole Miss	11	79	Total Blocks (119)
Ole Miss	4	79	Total Rebounds (1,102)
Ole Miss	5	65	Rebounds Per Game (38.0)
Ole Miss	3	42	Turnovers (11.4)
Burnett	6	77	FT Made (129)

## SEC STATS

	SEC	Category (as of 2/27/18)
Ole Miss	7	Scoring Offense (75.7)
Ole Miss	14	Scoring Defense (77.1)
Ole Miss	14	Scoring Margin (-1.4)
Ole Miss	6	FT% (.732)
Ole Miss	13	FG% (.422)
Ole Miss	12	FG% Defense (.435)
Ole Miss	12	3PT FG% (.320)
Ole Miss	13	3PT FG% Defense (.367)
Ole Miss	5	Rebounding Offense (38.0)
Ole Miss	14	Rebounding Defense (38.4)
Ole Miss	11	Rebounding Margin (-0.4)
Ole Miss	11	Blocks (4.1)
Ole Miss	5	Assists (14.4)
Ole Miss	8	Steals (6.3)
Ole Miss	8	Turnover Margin (+1.0)
Ole Miss	4	Assist/Turnover Ratio (1.3)
Ole Miss	4	Offensive Rebounds (12.2)
Ole Miss	8	Defensive Rebounds (25.8)
Ole Miss	10	D. Rebounding% (.690)
Ole Miss	9	O. Rebounding% (.313)
Ole Miss	8	3PT FG Made (7.9)
Burnett	15	Scoring (14.2)
T. Davis	12	Rebounding (6.3)
Burnett	7	Assists (4.0)
Burnett	9	FT% (.810)
Burnett	9	Assist/Turnover Ratio (1.9)
T. Davis	9	Defensive Rebounds (4.7)

## MADLOCK TAKES OVER

Following the exit of Andy Kennedy, **Tony Madlock** has stepped in as acting head coach for the remainder of the 2017-18 season. Madlock is in his fourth season at Ole Miss and has 21 years of experience coaching at the collegiate level. Prior to arriving in Oxford, the Memphis, Tennessee, native had coaching stops at Auburn (2011-14), UTEP (2007-10) and Arkansas State (1998-2006). He was an assistant coach at Auburn and UTEP, while serving as the assistant head coach at Arkansas State. Madlock served as acting head coach once during his time at UTEP, while then-head coach Tony Barbee attended a funeral. In his first game as acting head coach at Ole Miss, Madlock led the Rebels to a thrilling 90-87 overtime victory at Missouri (Feb. 20).

## UNFAMILIAR TERRITORY

Ole Miss is multiple games under .500 for the first time since the conclusion of the 2005-06 season, right before Andy Kennedy arrived in Oxford. The Rebels are five games under .500 in a season for the first time since the conclusion of the 1994-95 campaign.

## SECOND HALF SHOOTING

In the second half at Mississippi State (Feb. 17), Ole Miss shot 60.9 percent (14 of 23) from the field. It was the fourth time the Rebels shot over 60 percent in a half, with all of them happening in the final 20 minutes of play. The Rebels posted a .655 field goal percentage (19 of 29), the best in a half this season, versus South Dakota State (Nov. 28). Ole Miss shot 17 of 27 (63.0 percent) in a win over Sam Houston State (Dec. 13) before using a 60.0 percent (15 of 25) second half performance to knock off Florida one month later (Jan. 13).

## RELYING ON THE THREE

Ole Miss has relied on the long ball this season, making 7.9 threes per game (eighth in the SEC). The Rebels are 11-6 when they shoot over 30 percent from beyond the arc. When Ole Miss shoots under 30 percent from long distance, its record is 1-11.

## GREEN LIGHT GUARDS

Ole Miss has proven to develop guards over the past 11 seasons as 12 guards have earned All-SEC accolades to rank third among conference teams during that period. This season, the depth at guard shows in terms of scoring. Ole Miss guards have accounted for 70.5 percent of the Rebels' points. Five of the top six scorers on the team are guards led by **Deandre Burnett** (14.2 ppg), **Terence Davis** (13.2 ppg), **Breain Tyree** (10.5 ppg) and **Markel Crawford** (9.5 ppg). Freshman **Devontae Shuler** adds 6.2 ppg (sixth on team).

## FINDING THE RIGHT FIVE

With more depth than last year's squad, Ole Miss has experimented with starting lineups to try to find the best starting five. Through 29 games, the Rebels have sent out 15 different starting lineups. Ole Miss is one of seven teams nationally that has had at least 15 different starting lineups this season. Ten Rebels have started at least one game this season, and only six teams nationwide have had at least 10 different players start at any point of the year.

## DON'T FORGET ABOUT DRE

A first team preseason all-conference selection, senior **Deandre Burnett** is embracing his role as a leader. Burnett is averaging a team-high 14.2 ppg, while also leading the Rebels with 4.0 assists per game (seventh in the SEC). Not only does he pace Ole Miss in assists, but Burnett takes care of the ball by ranking ninth in the SEC in assist/turnover ratio (1.9). In the Rebels' conference wins, he is averaging 17.2 ppg. The Miami Gardens, Florida, native tallied team highs in points (18) and assists (6) in a victorious SEC opener versus South Carolina (Dec. 31). Against Mississippi State (Jan. 6), Burnett scored 13 in the first half to keep Ole Miss in the game before he finished with 21 to help his squad rally to victory. After missing the previous game at Auburn with the flu, Burnett returned to the court and recorded 20 points versus Florida (Jan. 13). He tallied a season-high 24 points to lead the Rebels to a win over Alabama (Jan. 23) before matching that output versus Arkansas last week (Feb. 13). As an 84.9 percent shooter at the line for his career, Burnett is on pace to finish as the fifth-best free throw shooter in Ole Miss history. Last season, his first as a Rebel, Burnett averaged a team-high 16.5 ppg and finished fifth in the SEC in both free throw percentage (.881) and three-point percentage (.376). Finishing eighth in the league in scoring, Burnett reached double figures in 26 of 33 games, including 10 20-plus performances and a career-high 41-point output (Nov. 18, 2016 vs. Oral Roberts). He also shared the rock, providing 104 assists throughout the season (3.2 apg). A transfer from Miami, where he scored 195 points, Burnett went over 1,000 points for his career versus Alabama (Jan. 23). He scored the first five points of the game, all in the first minute, to reach the historic mark. Since then, Burnett has increased his total to 1,136 (941 at Ole Miss).

## TD SCORING

After a breakout sophomore season last year, averaging 14.9 points per game after only providing 1.8 points per game as a freshman (largest increase in scoring among any returning player in the conference), **Terence Davis** has become a go-to scorer for Ole Miss. The Southaven, Mississippi, native has scored in double figures in 34 of the last 44 games dating back to last season. Averaging 13.2 ppg, Davis has already reached the 20-point plateau six times, including versus Missouri (Feb. 6). At Arkansas (Jan. 20), he poured in 30 points on 10 of 15 shooting, scoring at

least 30 points for the third time in his career; it is the most points scored by a Rebel this season. Davis recorded 21 in the season opener versus Louisiana (Nov. 10) before putting up 24 in a win over Georgia State one week later (Nov. 17). Against South Dakota State (Nov. 28), Davis scored 20 of his team-high 22 points in the second half. He tallied 25 versus Bradley (Dec. 22). He has also showcased his skills on the defensive end, leading the team in blocks (27) and ranking third in steals (26); he picked up a career-high four steals at Missouri (Feb. 20). As a sophomore last year, Davis ranked fourth in the league in field goal percentage (.482) and recorded 20+ points in six different games. He became a playmaker on both sides of the floor, leading the Rebels with 50 steals as well.

#### TYREE STEPS UP IN SEC PLAY

Sophomore **Breein Tyree** enjoys playing SEC opponents. As a freshman last year, he averaged 7.3 ppg throughout the season but increased his scoring output to 9.3 ppg in conference play. This year has been no different. Tyree scored 8.3 ppg in non-conference play before bumping the scoring average to 12.3 ppg (second on team) through the first 16 games of the SEC slate. On the road versus Georgia (Jan. 3), Tyree came off the bench and scored a team-high 17 points with the help of making 3 of 4 from long distance. Versus Mississippi State (Jan. 6), Tyree led the Rebels' comeback by scoring all 16 of his points in the second half. Trailing by as many as 11 in the second half, Ole Miss ended the game on a 20-5 run. Tyree scored seven of the team's final 11 points, including two buckets in the final minute to help the Rebels maintain the lead. At No. 22 Auburn (Jan. 9), Tyree recorded a game-best 24 points, knocked down a career-high four three-pointers and went 6 of 6 at the free throw line. Last week at Missouri, he scored a career-high 25 points and made a key runner in the lane with three seconds to go in regulation, forcing overtime. Tyree has led the Rebels in scoring in each of the last three games, averaging 19.0 ppg.

#### BIG BRUCE'S BREAKOUT

When he's inserted into the starting lineup, junior college transfer **Bruce Stevens** puts together his best performances as a Rebel. Coming off the bench in 12 games, Stevens has scored a total of 91 points (7.6 ppg). In 17 starts, he is averaging 12.3 ppg. Last week at Missouri, Stevens scored all 13 of his points in the second half, including sinking all five of his free throws, to help the Rebels earn the road win. He has reached double figures in six of the last seven games. At Texas A&M (Jan. 16), Stevens made a career-high nine field goals on his way to a 20-point output to go along with nine rebounds, another mark that tied his personal best. In the win over Florida (Jan. 13), the Louin, Mississippi, native tallied a team-high 22 points on 8 of 13 shooting. Stevens was unstoppable versus Illinois State (Dec. 16), posting a career-high 27 points that included going 7 of 9 from the floor and 13 of 16 from the free throw line. Stevens has made 57 of his last 71 free throws (80.3 percent) to increase his season percentage to .750.

#### MARKEL MAKING HIS MARK

As a graduate transfer, **Markel Crawford** is making his mark in his only season as a Rebel. The Memphis product has started 22 games and leads the team in minutes per game (30.3). He also leads the team in steals (34) and averages 9.5 ppg. In the first contest against Missouri (Feb. 6), the guard has tallied 11 points to go along with career highs in assists (6) without committing a turnover. He also matched his career high with five steals, putting together a five-steal game for the second time this season. Crawford tallied 17 points in three SEC games, including victories over South Carolina (Dec. 31) and Florida (Jan. 13). He added 15 points to help Ole Miss take down Alabama (Jan. 23). Against South Dakota State (Nov. 28), Crawford scored 19 points, his most as a Rebel, on 7 of 11 shooting. Scoring 761 points at Memphis to go along with 276 points this season, he has 1,037 for his career. Crawford went 4 for 4 at the charity stripe against LSU (Feb. 10) to reach 1,000.

#### SHULER'S STATEMENT

A 4-star guard out of perennial powerhouse Oak Hill Academy, there was a lot of hype surrounding **Devontae Shuler** entering the season. The freshman has made an immediate impact by playing in all 29 games, averaging 6.2 ppg in 18.8 minutes per game and swiping 31 steals (second on team). Against South Dakota State (Nov. 28), he recorded a career-high 19 points on 8 of 14 shooting to go along with a team-high three steals. In his debut, Shuler recorded 14 points in 16 minutes off the bench; the Irmo, South Carolina, native knocked down four shots from beyond the arc versus Louisiana (Nov. 10), and his offensive output was the most points by a freshman in a season opener since Trevor Gaskins recorded 21 versus Mississippi Valley State, exactly 10 years ago (Nov. 10, 2007).

#### HYMON HELPING FILL SAIZ VOID

Heading into the season, a big question mark for Ole Miss was who would fill the void left by Sebastian Saiz. With the help of a school-record 409 rebounds, Saiz recorded 23 double-doubles a season ago. Senior **Marcanvis Hymon** has been part of the front court that has replaced Saiz. In his fourth year at Ole Miss, the Memphis, Tennessee, native is the only active player to spend all four seasons in Oxford. Through 29 games, Hymon ranks second in blocks (24) and rebounds (5.2 per game). Through 103 career games, Hymon is moving up the school's career blocks chart. He ranks 10th with 95 career rejections following a team-high 40 last season. He has led the Rebels in rebounding nine times this season, including a 12-point, 13-rebound performance in the season opener versus Louisiana (Nov. 10). The big opening game marked the third double-double of Hymon's career.

#### PROTECTING THE ROCK

Ole Miss has taken care of the basketball this season. The Rebels have coughed up the rock only 331 times, ranking 39th nationally in fewest turnovers surrendered. Averaging only 11.4 turnovers per game, Ole Miss is 42nd in the na-

### CAREER RECORDS WATCH

#### BLOCKED SHOTS

- 326 Reginald Buckner (132 games, 2010-13)
- 180 Sean Murphy (117 games, 1988-91)
- 139 Aaron Jones (105 games, 2012-15)
- 132 Rahim Lockhart (123 games, 1998-2001)
- 127 Sebastian Saiz (129 games, 2014-17)
- 114 Johnnie Rogers (54 games, 1996-99)
- 113 Terrance Henry (132 games, 2008-12)
- 108 David Dean (50 games, 1992-94)
- 99 Ansu Sesay (110 games, 1995-98)
- 95 Marcanvis Hymon (103 games, 2015-18)**
- 89 Justin Reed (123 games, 2001-04)

#### FREE THROW PERCENTAGE (Minimum 200 att.)

- .877 David Rhodes, 179-204 (1971-73)
- .860 Chris Warren, 419-487 (2008-11)
- .857 Stefan Moody, 361-421 (2014-16)
- .857 Marshall Henderson, 264-308 (2013-14)
- .849 Deandre Burnett, 321-378 (2017-18)**
- .829 Jack Waters, 300-362 (1959-61)
- .827 Dave Shepherd, 177-214 (1974-75)
- .820 Don Kessinger, 329-401 (1962-64)
- .820 Jason Harrison, 359-438 (1999-2002)
- .805 Rod Barnes, 231-287 (1985-88)
- .801 David Huertas, 177-221 (2008-09)

tion. Also, the Rebels' 1.3 assist/turnover ratio ranks fourth in the SEC and 60th in the country. Against Missouri (Feb. 6), Ole Miss only turned the ball over four times. It was the fewest turnovers in a game by the Rebels since only making four against George Mason in the Charleston Classic (Nov. 19, 2015).

#### FAVORING LARGE MARGINS

Ole Miss has won seven games decided by double digits. When the margin is less than 10, the Rebels are 5-9. Three of those single-digit setbacks occurred in overtime, and the close encounters have hindered a better record. In three of their wins, the Rebels have never had to face a deficit. Ole Miss led throughout in victories over Eastern Kentucky (Nov. 13), Sam Houston State (Dec. 13) and Texas A&M-Corpus Christi (Dec. 19).

#### BLOCK PARTY

Averaging 4.1 blocks per game, Ole Miss ranks 73rd in the country. Five Rebels have recorded at least 15 blocks, led by 27 from junior guard **Terence Davis**. Senior **Marcanvis Hymon**, who ranks 10th all-time in program history with 95 career rejections, is close behind with 24 blocks. Senior forward **Justas Furmanavicius** has 20. **Dominik Olejniczak** and **Bruce Stevens** have 16 and 15 blocks, respectively.

#### SWIPE RIGHT

Ole Miss has been active with their hands on the defensive end of the floor, averaging 6.3 steals per game to rank eighth in the SEC. Last week, the Rebels recorded 20 steals over two games, including 13 in the win at Missouri (Feb. 20). Through 29 games, four Rebels have recorded at least 20 steals. **Markel Crawford** leads the way with 34 steals, including seven in a pair of games against Missouri over the past two weeks. **Devontae Shuler** follows with 31 steals. **Terence Davis** and **Breelin Tyree** have 26 and 21 steals, respectively, with Davis earning a career-high four steals last week at Missouri. Against Utah in Last Vegas (Nov. 20), the Rebels tallied 14 steals throughout the night, a season high for the Red and Blue.

#### BENCH POINTS

The Ole Miss bench has played a prominent role in scoring, averaging 24.7 points per game. In five different games, the bench has scored at least 40 points. The season high for bench points occurred against Utah (Nov. 20) in Las Vegas, as the reserves tallied 46 of the team's 74 points. During a win over Bradley (Dec. 22), the Ole Miss bench accounted for 50 percent of the scoring (41 of 82).

#### HONOR ROLL REBELS

Four Rebels earned spots on the Ole Miss Honor Roll for the fall semester: **D.C. Davis** (3.20 GPA), **Terence Davis** (3.00 GPA), **Marcanvis Hymon** (3.25 GPA) and **Ilya Tyrtyschnik** (3.31 GPA).

#### NEXT ON THE HARDWOOD

Wrapping up the regular season, Ole Miss hosts Vanderbilt on senior night to conclude the 2017-18 regular season. Five Rebel seniors will be recognized before the 7:30 p.m.

### SEC STANDINGS

	SEC	GB	Overall	Pct.	Streak
Auburn	12-4	--	24-5	.828	L1
Tennessee	11-5	1.0	21-7	.750	W2
Florida	9-7	3.0	18-11	.621	W1
Kentucky	9-7	3.0	20-9	.690	W3
Mississippi St.	9-7	3.0	21-8	.724	W3
Arkansas	9-7	3.0	20-9	.690	W1
Missouri	8-8	4.0	18-11	.621	L3
Alabama	8-8	4.0	17-12	.586	L3
Georgia	7-9	5.0	16-12	.571	W1
LSU	7-9	5.0	16-12	.571	L1
Texas A&M	7-9	5.0	18-11	.621	W1
South Carolina	6-10	6.0	15-14	.517	L1
Ole Miss	5-11	7.0	12-17	.414	L1
Vanderbilt	5-11	7.0	11-18	.379	L2

### ASSOCIATED PRESS POLL

Feb. 26

Rank	Team	Record	Points
1	Virginia (48)	26-2	1,608
2	Michigan State (17)	28-3	1,571
3	Xavier	25-4	1,416
4	Villanova	25-4	1,416
5	Duke	24-5	1,362
6	Kansas	23-6	1,272
7	Gonzaga	27-4	1,231
8	Purdue	26-5	1,178
9	North Carolina	22-7	1,140
10	Cincinnati	25-4	1,013
11	Wichita State	23-5	945
12	Texas Tech	22-7	887
13	Ohio State	24-7	791
14	<b>Auburn</b>	<b>24-5</b>	<b>781</b>
15	Michigan	24-7	753
16	<b>Tennessee</b>	<b>21-7</b>	<b>564</b>
17	Rhode Island	23-4	558
18	Clemson	21-7	499
19	Arizona	22-7	450
20	West Virginia	21-8	429
21	Nevada	25-5	386
22	Saint Mary's	27-4	318
23	<b>Kentucky</b>	<b>20-9</b>	<b>174</b>
24	<b>Middle Tennessee</b>	<b>23-5</b>	<b>144</b>
25	Houston	22-6	45

Receiving Votes: TCU 41, Butler 34, St. Bonaventure 29, NC State 28, Creighton 26, Loyola-Chicago 8, USC 7, Florida State 4, Seton Hall 3, Arkansas 3, Virginia Tech 2, Florida 1, Boise State 1, Oklahoma 1

### USA TODAY COACHES POLL

Feb. 26

Rank	Team	Record	Points
1	Virginia (17)	26-2	785
2	Michigan State (15)	28-3	781
3	Duke	24-5	690
4	Xavier	25-4	683
5	Villanova	25-4	670
6	Kansas	23-6	644
7	Gonzaga	27-4	593
8	Purdue	26-5	644
9	North Carolina	22-7	550
10	Cincinnati	25-4	492
11	Wichita State	23-5	436
12	Texas Tech	22-7	421
13	Michigan	24-7	384
14	Ohio State	24-7	378
15	<b>Auburn</b>	<b>24-5</b>	<b>316</b>
16	Rhode Island	23-4	301
17	<b>Tennessee</b>	<b>21-7</b>	<b>290</b>
18	Clemson	21-7	248
19	West Virginia	21-8	223
20	Saint Mary's	27-4	195
21	Nevada	25-5	170
22	Arizona	22-7	166
23	<b>Middle Tennessee</b>	<b>23-5</b>	<b>81</b>
24	Creighton	20-9	66
25	<b>Kentucky</b>	<b>20-9</b>	<b>60</b>

Receiving Votes: Houston 51, Arizona State 22, TCU 17, Butler 14, Virginia Tech 12, Florida 10, NC State 10, Nebraska 8, New Mexico State 7, Florida State 7, Loyola-Chicago 7, Miami 6, St. Bonaventure 6, Oklahoma 4, Louisiana 3, Texas A&M 2, Seton Hall 2, Arkansas 2



tipoff. Then, the Rebels head to St. Louis for the SEC Tournament. Ole Miss will face an opponent to be determined in the opening round Wednesday night (March 7).

**DEFENDING HOME COURT**

Winning at home has been a trademark at Ole Miss. Over the past 12 seasons, the Rebels are 143-41 (.777 win pct.) in home games. In two seasons playing in the \$96.5 million Pavilion at Ole Miss, the Rebels hold a 30-15 (.667) advantage against the opposition. Ole Miss has won 268 of its last 341 games (.786 win pct.) in Oxford dating back to the 1996-97 campaign.

**PARTY LIKE IT'S 1959**

Playing their 108th season of college basketball, the Rebels are 1,292-1,298 all-time. After a win over Eastern Kentucky (Nov. 13) earlier this season, Ole Miss moved its all-time winning percentage over .500 for the first time since Jan. 12, 1959 when they were 441-440 overall. To put that in perspective, a gallon of gas cost 25 cents, while 1959 was also the year that Alaska and Hawaii became states. As a program, Ole Miss was 95 games under .500 when Andy Kennedy took over in Oxford prior to the 2006-07 season.

**OLE MISS AMONG SEC'S BEST**

Ole Miss and Kentucky are the only two schools in the league to finish .500 or better in the SEC each of the last six seasons. The Rebels have posted conference records over .500 in each of the last three seasons, the first time they have done that since 1936-1938 when George Bohler was the head coach (only other time it happened in program history).

**UNDERRATED REBELS**

Coming off a season in which they finished 22-14 (10-8 SEC) and made a run to the quarterfinals of the NIT, the Rebels were predicted to finish 10th in the SEC this year by the media. Ole Miss finished tied for fifth in the league standings after being projected ninth in the preseason media poll last year. The Rebels have finished above their pre-season projected finish each of the last six seasons since the league moved away from a divisional format.

**GUARD PLAY LEADS TO WIN OVER ALABAMA**

Guard play has been the name of the game for the Ole Miss, and that's exactly what catalyzed them to a 78-66 win over Alabama (Jan. 23) to improve to 4-0 at home in SEC play. **Deandre Burnett** led all scorers with 24 points. **Terence Davis**

**GAME LEADERS**

<b>LED TEAM IN PTS:</b>	<b>LED TEAM IN BLOCKS:</b>
Burnett ..... 10	T. Davis ..... 15
T. Davis ..... 7	Hymon ..... 11
Tyree ..... 6	Olejniczak ..... 9
Stevens ..... 5	Furmanavicius ..... 7
Crawford ..... 1	Stevens ..... 7
Furmanavicius ..... 1	Crawford ..... 3
Hymon ..... 1	Tyree ..... 3
Olejniczak ..... 1	Shuler ..... 1
<b>LED TEAM IN REBS:</b>	<b>DOUBLE-FIGURE REBS:</b>
T. Davis ..... 11	Hymon ..... 3
Hymon ..... 9	T. Davis ..... 2
Stevens ..... 5	Olejniczak ..... 1
Crawford ..... 3	
Olejniczak ..... 3	<b>DOUBLE-DOUBLES:</b>
Furmanavicius ..... 3	T. Davis ..... 1
Burnett ..... 2	Hymon ..... 1
Shuler ..... 2	Olejniczak ..... 1
Tyree ..... 1	
<b>LED TEAM IN ASSISTS:</b>	<b>DOUBLE-FIGURE PTS:</b>
Burnett ..... 16	Burnett ..... 21
Tyree ..... 6	T. Davis ..... 20
Crawford ..... 6	Stevens ..... 15
T. Davis ..... 4	Tyree ..... 14
Olejniczak ..... 1	Crawford ..... 13
Hymon ..... 1	Shuler ..... 8
	Hymon ..... 3
	Olejniczak ..... 3
	Furmanavicius ..... 1
<b>LED TEAM IN STEALS:</b>	<b>20-POINT GAMES:</b>
Crawford ..... 13	T. Davis ..... 6
Shuler ..... 9	Burnett ..... 6
T. Davis ..... 9	Stevens ..... 3
Tyree ..... 6	Tyree ..... 2
Burnett ..... 5	
Hymon ..... 5	<b>30-POINT GAMES:</b>
Olejniczak ..... 4	T. Davis ..... 1
Stevens ..... 4	
Furmanavicius ..... 2	

**HONORS**

**Deandre Burnett:**

Preseason All-SEC 1st Team (Coaches)  
Preseason All-SEC 2nd Team (Media)

**Terence Davis:**

Preseason All-SEC 2nd Team (Coaches, Media)

**GAME-BY-GAME STARTING LINEUPS**

Opponent	Result	G	G	G	F	C
Louisiana	W, 94-76	Tyree	Crawford	T. Davis	Hymon	Olejniczak
Eastern Kentucky	W, 85-75	Tyree	Shuler	Crawford	Hymon	Olejniczak
Georgia State	W, 77-72	Tyree	Crawford	T. Davis	Hymon	Olejniczak
Utah	L, 74-83	Tyree	Crawford	T. Davis	Hymon	Olejniczak
Rice	W, 79-62	Burnett	Shuler	T. Davis	Crawford (G)	Hymon (F)
South Dakota State	L, 97-99 (OT)	Burnett	Crawford	T. Davis	Furmanavicius	Hymon (F)
Virginia Tech	L, 80-83 (OT)	Tyree	Burnett	T. Davis	Crawford (G)	Hymon (F)
Middle Tennessee	L, 58-77	Tyree	Crawford	T. Davis	Stevens	Hymon (F)
Sam Houston State	W, 82-69	Tyree	Crawford	T. Davis	Stevens	Hymon (F)
Illinois State	L, 97-101 (OT)	Tyree	Crawford	T. Davis	Stevens	Hymon (F)
Texas A&M-CC	W, 85-63	Burnett	D.C. Davis	Shuler	Furmanavicius	Olejniczak
Bradley	W, 82-59	Burnett	Shuler	Crawford	Furmanavicius	Olejniczak
South Carolina	W, 74-69	Burnett	Shuler	Crawford	Furmanavicius	Olejniczak
Georgia	L, 60-71	Burnett	Shuler	Crawford	Furmanavicius	Olejniczak
Mississippi State	W, 64-58	Tyree	Shuler	T. Davis	Stevens	Hymon (F)
Auburn	L, 70-85	Tyree	Shuler	T. Davis	Stevens	Hymon (F)
Florida	W, 78-72	Tyree	Burnett	Crawford	Stevens	Olejniczak
Texas A&M	L, 69-71	Tyree	Burnett	Crawford	Stevens	Olejniczak
Arkansas	L, 93-97	Tyree	Burnett	T. Davis	Stevens	Hymon (F)
Alabama	W, 78-66	Tyree	Burnett	T. Davis	Stevens	Hymon (F)
Texas	L, 72-85	Tyree	Burnett	T. Davis	Stevens	Hymon (F)
Auburn	L, 70-79	Tyree	Burnett	T. Davis	Crawford (G)	Stevens (F)
Tennessee	L, 61-94	Tyree	Burnett	T. Davis	Furmanavicius	Olejniczak
Missouri	L, 69-75	Burnett	Crawford	T. Davis	Stevens	Hymon (F)
LSU	L, 66-82	Burnett	Shuler	T. Davis	Crawford (G)	Stevens (F)
Arkansas	L, 64-75	Burnett	Crawford	T. Davis	Stevens	Hymon (F)
Mississippi State	L, 62-79	Tyree	Crawford	T. Davis	Stevens	Hymon (F)
Missouri	W, 90-87 (OT)	Tyree	Crawford	T. Davis	Stevens	Hymon (F)
Tennessee	L, 65-73	Tyree	Crawford	T. Davis	Stevens	Hymon (F)

and **Markel Crawford** complimented him with 15 each. The Rebel backcourt combined for 63 points on the night. A rather up-and-down first half was largely defined by scoring droughts and long runs. Ole Miss jumped out to an 18-9 lead in the game's first seven minutes before Alabama fired off an 18-0 run that saw the Rebels go scoreless for nearly eight minutes of game time. Ole Miss responded by finishing the half on a 23-4 run and snagged a 41-31 lead going into the locker room. Burnett had 16 first half points on a nifty 6 of 8 shooting. Alabama came into the game as the number one rated team in the SEC in defensive efficiency, but Ole Miss shot 50 percent from the field on the night.

#### PUTTING UP POINTS AT ARKANSAS

Despite coming up short in a 97-93 high-scoring affair at Arkansas, the Rebels were able to stick with the Razorbacks by scoring their most points in a road game since March 4, 2009. Coincidentally, that contest nine years ago was a 98-91 overtime win at Arkansas. The 93 points were the most scored on the road in regulation in 27 years; Ole Miss won 93-88 at Tennessee, Feb. 27, 1991. The last time the Rebels scored at least 93 points on the road and lost was the 104-102 setback to MSU in 4OT (Jan. 25, 1990), the longest game in program history. A 130-112 loss at Vanderbilt (Dec. 22, 1970) was the last time the Rebels scored at least 93 points on the road and fell in regulation.

#### REBELS HAND FLORIDA ITS FIRST SEC LOSS

The Florida Gators came into The Pavilion winners of six straight games and unbeaten in SEC play, but Ole Miss made sure they wouldn't leave that way. Shooting 60 percent (15 of 25) in the second half and making 22 of 26 free throws throughout the game, the Rebels protected their home floor with a 78-72 victory to hand the Gators their first conference loss of the season (Jan. 13). **Bruce Stevens'** 22 points and six rebounds lifted the Rebels to their biggest win of the year. The team played inside out around Stevens. The ball movement was better, and the Rebels shot 43.1 percent from the field as a result. It took the pressure off the guards. Ole Miss launched just 18 three-pointers, well below its season average. **Deandre Burnett** had 20 points on 5 of 8 shooting. **Markel Crawford** was 7 of 12 from the field and poured in 17. The 48 points the backcourt compiled seemed to come easier with Stevens being active down low. The Rebels won the battle on the glass 44-35.

#### FREE THROWS LEAD REBELS PAST GAMECOCKS

For the first time in four seasons, Ole Miss did not open SEC play against Kentucky. However, the Rebels still faced a foe that made the Final Four a season ago. Ole Miss converted 20 of its 23 free throws in the second half to hold off South Carolina 74-69 in a hard-fought SEC opener on New Year's Eve at The Pavilion. The Rebels got 35 points between seniors **Deandre Burnett** and **Markel Crawford** to increase their winning streak to three games heading into the 2018 calendar year. Ole Miss held South Carolina under 70 points on 22 of 58 shooting and forced the Gamecocks to turn the basketball over 14 times.

#### RAINING THREES

During the five-game homestand to end the 2017 calendar year, Ole Miss averaged 10.2 made three-pointers per game. Against Texas A&M-Corpus Christi (Dec. 19), Ole Miss hit 14 from long distance, one off the school record set against Syracuse (March 18, 2017) and Oregon (Dec. 8, 2013). The Rebels started out 9 of 15 (60 percent) from three in the first half before finishing the game 14 of 30 (46.7 percent). The shooting barrage marked the fifth time in program history that the Rebels sank 14 threes, the first time since a 76-73 win at Missouri (Feb. 8, 2014). Against Bradley, Ole Miss made 12 of 27 from long range.

#### OVERTIME HEARTBREAKERS

For the first time in program history, Ole Miss went to overtime three times through the first 10 games of a season. Through 108 years, the Rebels have only had nine seasons with at least three overtime games (first since the 2013-14 campaign). All three overtime games were setbacks in The Pavilion. First, Ole Miss erased a 20-point halftime deficit to force overtime versus South Dakota State (Nov. 28). Four days later (Dec. 2), the Rebels led Virginia Tech for 37 minutes of the game before the Hokies rallied to send the game into overtime. On Saturday, Ole Miss trailed by as many as 18 but brought the game back to a standstill following 40 minutes of play.

#### PERFECT FROM THE FLOOR

Ole Miss playing its first true road game didn't affect **Marcanvis Hymon** at Middle Tennessee (Dec. 9). The senior forward was a perfect 6 of 6 from the floor to score 12 points, tying his season high. Prior to Hymon's performance Saturday, he was also the last Rebel to shoot perfect from the field, with a minimum of five shot attempts. As a sophomore, the Memphis, Tennessee, native went 6 of 6 to contribute to an Ole Miss win over Louisiana Tech (Dec. 20, 2015). However, his most impressive scoring performance occurred earlier that season when he shot 10 of 11 from the floor versus Towson (Nov. 20, 2015) to tally 20 points, which still stands as his career high to this day.

#### BACK-TO-BACK OVERTIME GAMES

Finishing November and kicking off December, Ole Miss was on the losing end of consecutive overtime contests. First, the Rebels rallied from 23 points down to extend the game before dropping a 99-97 matchup versus South Dakota State (Nov. 28). Saturday's game versus Virginia Tech was nearly the opposite as Ole Miss led for nearly the entire game (37 minutes) before the Hokies pushed it to overtime. In the 108-year history of Ole Miss Basketball, the Rebels have only played back-to-back overtime games on three occasions. The first time happened during the 1968-69 campaign when Ole Miss downed LSU and Alabama for a pair of overtime victories. The Rebels also took care of Florida and Vanderbilt in back-to-back OT contests towards the end of the 1981-82 season. Ole Miss squeaked out a 58-57 road win in Gainesville before needing four overtime periods to knock off Vanderbilt 51-48 at home.

#### REBEL DEBUTS

**Eric Horn** and **Antonio Morgano** became the newest Rebels to make their debut in an Ole Miss uniform during the dominating win over Bradley (Dec. 22). In the Rebels' 79-62 victory over Rice (Nov. 22), newcomers **D.C. Davis** and **Ilya Tyrstyshnik** made their first appearances in an Ole Miss uniform. The duo bumped the list of newcomers to play this season to six. Four Rebels made their Ole Miss debut in the season opener versus Louisiana: graduate transfer **Markel Crawford**, sophomore transfer **Domink Olejniczak**, freshman **Devontae Shuler** and junior college transfer **Bruce Stevens**. The newcomers provided a combined 34 points in the Rebels' 94-76 victory.

#### PACKED PAVILION

Rebel Nation came out in full force for the season opener. With 8,302 in attendance to watch the Rebels defeat Louisiana, it was the largest crowd for an Ole Miss home opener since the 1989-90 season. No. 8 Illinois invaded Tad Smith Coliseum and held on to defeat the upset-minded Rebels 83-72 in front of 8,439 (Nov. 28, 1989).

#### BURNETT AND DAVIS NAMED PRESEASON ALL-SEC

Ole Miss guards **Deandre Burnett** and **Terence Davis** were tabbed Preseason All-SEC by the conference's coaches. In the conference's 14th annual men's basketball coaches Preseasons All-SEC selections, Burnett earned a spot on the first team while Davis collected second team accolades. Ole Miss is one of six SEC teams to have multiple players on the lists. Both Rebels earned Preseason All-SEC distinction for the second time this season. At SEC Media Days in October, the media had Burnett and Davis as second team Preseason All-SEC honorees. Averaging a combined 31.4 points per game last season, Burnett and Davis return as the highest scoring duo in the SEC and the 13th-highest scoring tandem in the country.

---

## EURO REBS

Ole Miss has become an international brand with four Europeans on its roster this season: senior forward **Justas Furmanavicius** (Kaunas, Lithuania), sophomore center **Dominik Olejniczak** (Torun, Poland), redshirt-freshman forward **Karlis Silins** (Riga, Latvia) and freshman guard **Ilya Tyrtyschnik** (Kiev, Ukraine). The Rebels are one of seven schools to have at least four Europeans on the roster, including the only Power 5 school.

---

## REBEL ALL-AMERICAN RETURNS HOME

A familiar face will be recognized on the Ole Miss bench this season. In April, Ole Miss hired All-American **Rahim Lockhart** to join the Rebel Basketball staff as an assistant coach. Lockhart, a standout on the hardwood for the Rebels from 1998-2001, returns to Ole Miss after a successful high school and junior college coaching career. Most recently, Lockhart was the head coach at Jones County (Miss.) Junior College, where he led the Bobcats to a 64-15 record in three seasons and three straight NJCAA Region 23 Tournament appearances. Last season Lockhart guided Jones to a 29-2 overall mark and the NJCAA Tournament round of 16.

---

## TYREE VOTED TO SEC HOOPS LEADERSHIP POSITION

This season, sophomore **Breoin Tyree** is serving as the vice-chair of the SEC Men's Basketball Leadership Council. Tyree was selected by a vote of his peers at a meeting of the SEC Basketball Leadership Councils in Birmingham in September. One male representative and one female representative from each of the SEC's 14 institutions comprise the two councils. Tyree will attend a portion of the SEC Spring Meetings in May, and part of the group will attend the SEC Athletics Directors meeting in March. In 2016, the SEC introduced new Student-Athlete Leadership Councils in the sports of football and men's and women's basketball in which, in addition to the conference's longstanding Student-Athlete Advisory Council (SAAC), provide student-athletes with additional opportunities to engage with campus leaders and conference office staff.

---

## ADIOS SAIZ

While the Rebels return four starters from last season's team, they'll have to replace the SEC's leading rebounder in **Sebastian Saiz**, who pulled down a school-record 409 boards last season. The Madrid, Spain, native was a double-double machine, averaging 15.1 ppg and 11.4 rpg for 23 doubles-doubles throughout the year (another program record). Saiz also became the seventh player in SEC history with 1,000 points, 1,000 rebounds and 100 blocked shots.

---

## FRESH FACES

The Rebels added a mixture of talented college transfers and high school signees. **Markel Crawford** arrives at Ole Miss as a graduate transfer from Memphis. He finished second on the Tigers in scoring last season at 12.8 points per game and led the team with 42 3-pointers, while shooting 47.8 percent from the floor. **Bruce Stevens**, the No. 6 rated junior college player in the nation according to JUCORecruiting.com, averaged 16.2 points and 11.6 rebounds per game last season at Jones County (Miss.) Junior College en route to first team All-America honors from the NJCAA. Also eligible to play this year is 7-footer **Dominik Olejniczak**, who sat out last season after transferring from Drake. **Devontae Shuler**, a composite four-star guard rated the No. 100 player in the nation by 247 Sports and Scout.com and No. 104 by Rivals.com, averaged 15.3 points, 4.3 rebounds, 4.1 assists and 3.7 steals per game at perennial powerhouse Oak Hill Academy.

---

## REBELS SIGN FOUR STANDOUTS ON SIGNING DAY

The Rebels' newest signing class features two high school standouts and a pair of junior college transfers. Serrel Smith, Anthony Higgs, Brian Halums and Zach Naylor all signed their National Letters of Intent and will join the Rebels for the 2018-19 season. A 4-star recruit by ESPN.com, Smith hails from St. Petersburg, Florida and is the No. 11 combo guard in the country. The 6-3 Smith earned Pinellas County Player of the Year honors as a junior after averaging 27.3 points, six rebounds and five assists per contest. Entering his final season before joining the Rebels next year, Smith is on pace to become the school's all-time leading scorer while contending as a frontrunner for player of the year honors in the Sunshine State. Giving Ole Miss a boost in the frontcourt will be Higgs, a 6-8 forward out of Perry Hall High School in Baltimore, Maryland. A 3-star prospect, Higgs is a versatile lefty that can play either the three or four spot. As a junior, he averaged 15.7 points, 8.8 rebounds and 1.9 blocks per game en route to helping his team capture the 4A State Championship, the first state title in school history. Higgs also collected first team all-metro honors by the Baltimore Sun. A 6-5 guard out of Hollandale, Mississippi, Halums averaged 17.3 points and a team-high 7.5 rebounds per game as a freshman for Itawamba Community College. In 22 games, he shot 55.1 percent from the floor and made 44.8 percent from three-point range (53rd nationally). Halums earned a spot on the NJCAA All-Region 23 team as well as first team MACJC All-State accolades. His coaches are former Ole Miss assistants Grant Pate (2003-04, 2006) and Eric Bozeman (1999-2005). As a freshman at Weatherford College under head coach Mark Osina, Naylor led the North Texas Junior College Athletic Conference in scoring by averaging 20.0 points per game (25th nationally). He eclipsed the 30-point plateau on three occasions, including a 34-point outburst versus Western Texas. The Houston, Texas, native nearly averaged a double-double throughout his debut season, hauling down 9.1 rebounds per contest. His 197 rebounds through 26 games ranked 20th in the country. The 6-8 forward also displayed his versatility by shooting at a 41.5 percent clip from beyond the arc.

---

## REMEMBERING PETE LEWIS

Earlier this week, the Ole Miss men's basketball team, along with the entire Ole Miss Athletics Department, lost an impactful family member with the passing of longtime learning specialist Pete Lewis. After a battle with throat cancer and complications with pneumonia, Lewis passed away at the age of 73. Having such a tremendous impact on Ole Miss student-athletes, Lewis' legacy and memory will live on with the help of Andy Kennedy and the rest of Rebel Nation. Kennedy's contribution of \$25,000 will permanently endow the scholarship in Pete's name, the Pete Lewis Memorial Scholarship Endowment.

### THE PAVILION RECORD BOOK

#### INDIVIDUAL (OLE MISS)

Points:	43	Stefan Moody vs. Mississippi St. (3-3-16)
FG att:	25	Stefan Moody vs. Vanderbilt (2-6-16)
FG made:	13	Terence Davis vs. LSU (2-14-17)
3-pt att:	15	Stefan Moody vs. Vanderbilt (2-6-16)
3-pt made:	6	3x, MR: Terence Davis vs. Bradley (12-22-17)
FT att:	18	2x, MR: Stefan Moody vs. Mississippi St. (3-3-16)
FT made:	15	2x, MR: Stefan Moody vs. Mississippi St. (3-3-16)
Rebounds:	19	Sebastian Saiz vs. UMass (11-14-16)
Assists:	9	Cullen Neal vs. South Alabama (12-22-16)
Blocks:	6	Sebastian Saiz vs. Bradley (12-19-16)
Steals:	7	Rasheed Brooks vs. LSU (2-14-17)

#### TEAM (OLE MISS)

Points:	97	2x, MR: vs. Illinois State (12-16-17)
Few points:	47	vs. Georgia (1-11-17)
FG att:	73	2x, MR: vs. Illinois State (12-16-17)
FG made:	36	vs. South Dakota State (11-28-17)
FG pct:	54.1	vs. LSU (2-14-17)
3-pt att:	33	2x, MR: Montana (11-24-16)
3-pt made:	14	vs. Texas A&M-Corpus Christi (12-19-17)
3-pt pct:	52.4	vs. Missouri (2-25-17)
FT att:	46	vs. UMass (11-14-16)
FT made:	33	vs. UMass (11-14-16)
FT pct:	95.7	vs. No. 5 Baylor (1-28-17)
Rebounds:	50	2x, MR: Tennessee (1-17-17)
Assists:	25	vs. Texas A&M-Corpus Christi (12-19-17)
Blocks:	13	vs. Bradley (12-19-16)
Steals:	14	vs. LSU (2-14-17)

#### INDIVIDUAL (OPPONENT)

Points:	34	Malik Monk, No. 8 Kentucky (12-29-16)
FG att:	22	D'Marcus Simonds, Georgia State (11-17-17)
FG made:	12	Malik Monk, No. 8 Kentucky (12-29-16)
3-pt att:	15	Mike Daum, South Dakota State (11-28-17)
3-pt made:	7	2x, MR: Malik Monk, No. 8 Kentucky (12-29-16)
FT att:	18	Keith Stone, Florida (1-13-18)
FT made:	13	Keith Stone, Florida (1-13-18)
Rebounds:	13	3x, MR: Jontay Porter, Missouri (2-6-18)
Assists:	11	Isaiah Briscoe, No. 8 Kentucky (12-29-16)
Blocks:	5	Jontay Porter, Missouri (2-6-18)
Steals:	5	J.J. Frazier, Georgia (1-9-16)

#### TEAM (OPPONENT)

Points:	101	Illinois State (12-16-17)
Few points:	49	Bradley (12-19-16)
FG att:	74	2x, MR: South Dakota State (11-28-17)
FG made:	37	No. 8 Kentucky (12-29-16)
FG pct:	51.0	Eastern Kentucky (11-13-17)
3-pt att:	41	South Dakota State (11-28-17)
3-pt made:	18	South Dakota State (11-28-17)
3-pt pct:	56.3	Middle Tennessee (11-30-16)
FT att:	36	UMass (11-14-16)
FT made:	26	Illinois State (12-16-17)
FT pct:	88.0	Georgia (1-11-17)
Rebounds:	49	2x, MR: Illinois State (12-16-17)
Assists:	24	No. 8 Kentucky (12-29-16)
Blocks:	8	Auburn (2-11-17)
Steals:	12	Mississippi State (3-3-16)

### THE PAVILION AT OLE MISS FAQs

**What is the official name of The Pavilion?**

The official name is The Pavilion at Ole Miss.

**Does The Pavilion have a nickname like the Tad Pad?**

No, the name of the facility is The Pavilion at Ole Miss, or simply The Pavilion.

**When did The Pavilion at Ole Miss open?**

January 7, 2016

**What was the total cost?**

\$96.5 million

**Where is media parking?**

Media parking for games in The Pavilion will be located in the garage or at the Ole Miss Track Complex. Media members should request parking in advance.

**Where is the media entrance?**

The media will-call table is located in the southwest corner of The Pavilion. From outside, it is the lower entrance off Hill Drive that is closest to the parking garage. For those parking inside the garage, media will-call is located on Level 1 of the parking garage (P1 on elevators). The media entrance will open two hours prior to tip off.

**Where is the media workroom?**

In The Pavilion, the workroom is located in the southwest corner of the floor level through the visiting team tunnel.

**Where is the media seating?**

Media seating is located in the at the top of section 101 in the southwest corner of The Pavilion.

**How do I obtain media credentials for games at the Pavilion?**

Media credentials may be requested through the Athletics Communications Office for game credentials. Requests for credentials should be emailed to Adam Kuffner (kuffner@olemiss.edu) and will be limited to working members of the media.

**Where are the scouting seats located?**

Scouting seats are available in the media seating area at the top of section 101. Additional seating may be purchased by contacting Adam Kuffner in the Athletics Communications office.

**What is the postgame interview policy?**

Both team locker rooms are CLOSED to the media following the game. Ole Miss head coach Andy Kennedy will address the media approximately 10 minutes after the game. Selected players will be brought into the media room following the head coaches. Visiting coach and player interviews will be coordinated through the visiting team's media relations contact.

### THE PAVILION QUICK FACTS

<b>Arena Name</b> .....	The Pavilion at Ole Miss
<b>Ground Breaking</b> .....	July 31, 2014
<b>Opening Date</b> .....	Jan. 7, 2016
<b>Capacity</b> .....	9,500
<b>Record Crowd</b> .....	9,500
<b>All-Time Record</b> .....	30-15
<b>Current Winning Streak</b> .....	L4
<b>Longest Winning Streak</b> .....	W8

### THE PAVILION FIRSTS

<b>First Game</b> .....	vs. Alabama (1/7/15)
<b>First Win</b> .....	vs. Alabama (1/7/15)
<b>First Overtime Game</b> .....	vs. USC (1/19/16)
<b>First Point</b> .....	Tomasz Gielo (3FG, 19:11/1H)
<b>First FG</b> .....	Tomasz Gielo (3FG, 19:11/1H)
<b>First 3-Pointer</b> .....	Tomasz Gielo (19:11/1H)
<b>First Dunk</b> .....	Jimmie Taylor, Alabama (11:0/1H)
<b>First Dunk (OM)</b> .....	Sebastian Saiz (17:09/2H)

## GAME-BY-GAME STATS

OPPONENT	1H-2H-F	FG-FGA	PCT	3P-3PA	PCT	FT-FTA	PCT	OF-DF-TotRb	A	TO	BLK	STL
Louisiana	42-34-76	26-71	36.6	8-23	34.8	16-23	69.6	17-23-40	14	13	2	6
OLE MISS	40-54-94	33-65	50.8	7-21	33.3	21-31	67.7	16-32-48	17	14	7	6
Eastern Kentucky	34-41-75	26-51	51.0	6-12	50.0	17-22	77.3	5-25-30	10	12	3	4
OLE MISS	40-45-85	30-63	47.6	10-22	45.4	15-22	68.2	13-20-33	19	8	4	8
Georgia State	44-28-72	24-53	45.3	8-21	38.1	16-22	72.7	11-24-35	9	16	1	5
OLE MISS	36-41-77	23-52	44.3	9-27	33.3	22-30	73.3	10-23-33	13	13	6	5
Utah	40-43-83	26-55	47.3	11-29	37.9	20-24	83.3	12-24-36	17	16	1	9
OLE MISS	37-37-74	25-58	43.1	8-24	33.3	16-21	76.2	13-18-31	9	15	4	14
Rice	35-27-62	21-63	33.3	7-31	22.6	13-20	65.0	15-23-38	14	13	2	4
OLE MISS	40-39-79	29-60	48.3	12-32	37.5	9-14	64.3	9-30-39	19	13	4	9
South Dakota State	55-27-17-99	35-74	47.3	18-41	43.9	11-14	78.6	11-33-44	22	14	1	5
OLE MISS	35-47-15-97	36-72	50.0	7-27	25.9	18-27	66.7	10-31-41	19	10	2	7
Virginia Tech	29-43-11-83	25-57	43.9	7-22	31.8	26-37	70.3	6-35-41	18	14	1	6
OLE MISS	39-33-8-80	29-73	39.7	9-31	29.0	13-24	54.2	13-29-42	17	12	7	3
OLE MISS	34-24-58	20-50	40.0	5-18	27.8	13-15	86.7	5-23-28	15	11	4	3
Middle Tennessee	33-44-77	31-62	50.0	7-22	31.8	8-9	88.9	9-26-35	22	6	4	6
Sam Houston State	33-36-69	26-64	40.6	9-23	39.1	8-11	72.7	9-21-30	19	8	2	5
OLE MISS	39-43-82	31-60	51.7	10-29	34.5	10-17	58.8	12-31-43	21	11	4	4
Illinois State	43-44-14-101	31-73	42.5	13-31	41.9	26-31	83.9	17-32-49	20	15	6	5
OLE MISS	33-54-10-97	31-73	42.5	7-26	26.9	28-37	75.7	15-26-41	22	9	8	7
Texas A&M-Corpus Christi	31-32-63	26-61	42.6	7-14	50.0	4-6	66.7	10-18-28	19	14	1	6
OLE MISS	50-35-85	28-52	53.8	14-30	46.7	15-21	71.4	9-25-34	25	15	10	8
Bradley	20-39-59	20-62	32.3	8-24	33.3	11-21	52.4	17-27-44	13	22	2	10
OLE MISS	40-42-82	29-63	46.0	12-27	44.4	12-14	85.7	9-31-40	18	17	7	10
South Carolina	30-39-69	22-58	37.9	8-20	40.0	17-26	65.4	14-29-43	16	14	4	2
OLE MISS	31-43-74	20-49	40.8	8-21	38.1	26-33	78.8	4-26-30	15	8	7	9
OLE MISS	31-29-60	25-70	35.7	6-26	23.1	4-6	66.7	18-24-42	6	10	3	6
Georgia	39-32-71	24-57	42.1	7-19	36.8	16-22	72.7	12-29-41	16	12	6	4
Mississippi State	34-24-58	22-63	34.9	5-23	21.7	9-17	52.9	13-32-45	13	14	4	4
OLE MISS	28-36-64	21-62	33.9	7-28	25.0	15-22	68.2	11-30-41	10	7	5	6
OLE MISS	45-25-70	22-65	33.8	8-29	27.6	18-27	66.7	18-23-41	8	12	4	6
Auburn	35-50-85	25-56	44.6	6-22	27.3	29-37	78.4	14-30-4	16	15	8	5
Florida	31-41-72	23-61	37.7	10-29	34.5	16-22	72.7	9-26-35	14	10	4	8
OLE MISS	31-47-78	25-58	43.1	6-18	33.3	22-26	84.6	10-34-44	17	11	3	4
OLE MISS	37-32-69	27-59	45.8	5-21	23.8	10-13	76.9	13-21-34	19	9	2	3
Texas A&M	45-26-71	29-57	50.9	5-16	31.3	8-16	50.0	12-21-33	17	10	4	6

## GAME-BY-GAME STATS

OPPONENT	1H-2H-F	FG-FGA	PCT	3P-3PA	PCT	FT-FTA	PCT	OF-DF-TotRb	A	TO	BLK	STL
OLE MISS	38-55-93	29-60	48.3	11-29	37.9	24-29	82.8	12-18-30	17	13	3	7
Arkansas	50-47-97	29-53	54.7	11-22	50.0	28-35	80.0	8-21-29	18	14	4	9
Alabama	31-35-66	25-62	40.3	6-21	28.6	10-14	71.4	16-20-36	17	11	2	6
OLE MISS	41-37-78	26-52	50.0	8-21	38.1	18-24	33.3	10-25-35	13	10	4	5
OLE MISS	36-36-72	25-64	39.1	8-21	38.1	14-17	82.4	12-25-37	7	10	2	2
Texas	45-40-85	28-63	44.4	10-31	32.3	19-23	82.6	9-29-38	13	7	4	6
Auburn	38-41-79	26-67	38.8	9-28	32.1	18-26	69.2	19-23-42	15	11	3	4
OLE MISS	36-34-70	25-61	41.0	5-21	23.8	15-20	75.0	16-25-41	11	17	4	6
OLE MISS	25-36-61	21-60	35.0	11-25	44.0	8-11	72.7	17-21-38	12	17	1	3
Tennessee	35-59-94	33-62	53.2	13-29	44.8	15-19	78.9	10-25-35	27	6	7	11
Missouri	40-35-75	24-53	45.3	10-23	43.5	17-20	85.0	7-32-39	16	11	7	1
OLE MISS	31-38-69	26-65	40.0	5-17	29.4	12-15	80.0	10-24-34	19	4	3	8
OLE MISS	37-29-66	23-62	37.1	6-29	20.7	14-20	70.0	15-25-40	5	9	1	5
LSU	37-45-82	29-58	50.0	6-23	26.1	18-24	75.0	10-26-36	14	8	4	4
Arkansas	34-41-75	26-62	41.9	7-23	30.4	16-27	59.3	13-36-49	15	8	0	4
OLE MISS	23-41-64	18-62	29.0	8-25	32.0	20-31	64.5	15-32-47	11	10	1	5
OLE MISS	23-39-62	23-56	41.1	7-23	30.4	9-11	81.8	11-20-31	9	14	2	4
Mississippi State	44-35-79	31-55	56.4	12-23	52.2	5-11	45.5	7-23-30	17	11	4	6
OLE MISS	42-42-6-90	33-78	42.3	9-24	37.5	15-16	93.8	13-24-37	18	11	3	13
Missouri	35-49-3-87	27-61	44.3	13-33	39.4	20-31	64.5	13-32-45	16	21	5	5
Tennessee	41-32-73	25-64	39.1	9-20	45.0	14-19	73.7	10-33-43	20	13	3	4
OLE MISS	26-39-65	23-68	33.8	1-23	4.3	18-26	69.2	16-31-47	7	11	4	7

## REBEL CAREER HIGHS

#0

**DEVONTAE SHULER****POINTS**

19 vs. South Dakota St. (11/28/17)

**REBOUNDS**

8, 2x, MR: vs. Auburn (1/30/18)

**FIELD GOALS**

8 vs. South Dakota St. (11/28/17)

**FREE THROWS**

4 vs. Sam Houston St. (12/13/17)

**THREE-POINTERS**

4 vs. Louisiana (11/10/17)

**ASSISTS**

3, 3x, MR: vs. Missouri (2/6/18)

**STEALS**

4, 2x, MR: at Georgia (1/3/18)

**BLOCKS**

1, 3x, MR: vs. Tennessee (2/24/18)

#1

**DEANDRE BURNETT****POINTS**

41 vs. Oral Roberts (11/18/16)

**REBOUNDS**

5, 3x, MR: vs. MSU (1/6/18)

**FIELD GOALS**

12 vs. Oral Roberts (11/18/16)

**FREE THROWS**

14 vs. Murray State (12/15/16)

**THREE-POINTERS**

9 vs. Oral Roberts (11/18/16)

**ASSISTS**

9 at Syracuse (3/18/17)

**STEALS**

4 vs. Mississippi State (1/31/17)

**BLOCKS**

2, 2x MR: at Arkansas (2/18/17)

#2

**MARCANVIS HYMON****POINTS**

20 vs. Towson (11/20/15)

**REBOUNDS**

14 at S.E. Missouri (12/12/15)

**FIELD GOALS**

10 vs. Towson (11/20/15)

**FREE THROWS**

4, 3x MR: vs. S. Alabama (12/22/16)

**THREE-POINTERS**

None

**ASSISTS**

5 vs. South Dakota St. (11/28/17)

**STEALS**

4 vs. Oral Roberts (11/18/16)

**BLOCKS**

4, 2x MR: vs. Memphis (12/3/16)

#3

**TERENCE DAVIS****POINTS**

33 vs. LSU (2/14/17)

**REBOUNDS**

13 vs. Arkansas (2/13/18)

**FIELD GOALS**

13 vs. LSU (2/14/17)

**FREE THROWS**

8 at Vanderbilt (2/4/17)

**THREE-POINTERS**

6, 2x, MR: vs. Bradley (12/22/17)

**ASSISTS**

6 vs. Texas A&amp;M (1/16/18)

**STEALS**

4 at Missouri (2/20/18)

**BLOCKS**

3, 4x, MR: vs. Texas A&amp;M-Corpus Christi (12/19/17)

#4

**BREEIN TYREE****POINTS**

25 at Missouri (2/20/18)

**REBOUNDS**

8 vs. Va. Tech (12/2/17)

**FIELD GOALS**

9, 2x, MR: at Missouri (2/20/18)

**FREE THROWS**

7 vs. Tennessee (1/17/17)

**THREE-POINTERS**

4 at Auburn (1/9/18)

**ASSISTS**

6, 2x, MR: vs. Ill. St. (12/16/17)

**STEALS**

3 vs. Louisiana (11/10/17)

**BLOCKS**

1, 8x, MR: at MSU (2/17/18)

#5

**MARKEL CRAWFORD****POINTS**

19 vs. South Dakota St. (11/28/17)

**REBOUNDS**

9, 3x, MR: vs. Tennessee (2/24/18)

**FIELD GOALS**

7, 2x, MR: vs. Florida (1/13/18)

**FREE THROWS**

9 vs. Georgia St. (11/17/17)

**THREE-POINTERS**

4 vs. Sam Houston St. (12/13/17)

**ASSISTS**

6 vs. Missouri (2/6/18)

**STEALS**

5, 2x, MR: vs. Missouri (2/6/18)

**BLOCKS**

2 vs. Illinois State (12/16/17)

#10

**ANTONIO MORGANO****POINTS**

---

**REBOUNDS**

---

**FIELD GOALS**

---

**FREE THROWS**

---

**THREE-POINTERS**

---

**ASSISTS**

---

**STEALS**

---

**BLOCKS**

---

#11

**ERIC HORN****POINTS**

---

**REBOUNDS**

1 vs. Bradley (12/22/17)

**FIELD GOALS**

---

**FREE THROWS**

---

**THREE-POINTERS**

---

**ASSISTS**

---

**STEALS**

---

**BLOCKS**

---

#12

**BRUCE STEVENS****POINTS**

27 vs. Illinois State (12/16/17)

**REBOUNDS**

9, 2x, MR: at Texas A&amp;M (1/16/18)

**FIELD GOALS**

9 at Texas A&amp;M (1/16/18)

**FREE THROWS**

13 vs. Illinois State (12/16/17)

**THREE-POINTERS**

2, 2x, MR: at Tennessee (2/3/18)

**ASSISTS**

3, 4x, MR: at Arkansas (1/20/18)

**STEALS**

3 at Missouri (2/20/18)

**BLOCKS**

2, 3x, MR: vs. S. Carolina (12/31/17)

#13

**DOMINIK OLEJNICZAK****POINTS**

16 at Texas (1/27/18)

**REBOUNDS**

10 at Auburn (1/9/18)

**FIELD GOALS**

7 at Texas (Jan. 27, 2018)

**FREE THROWS**

3 vs. Texas A&amp;M-Corpus Christi (12/19/17)

**THREE-POINTERS**

---

**ASSISTS**

2, 3x, MR: at Texas (1/27/18)

**STEALS**

3 at Auburn (1/9/18)

**BLOCKS**

3 vs. Texas A&amp;M-Corpus Christi (12/19/17)

#20

**D.C. DAVIS****POINTS**

3 at Tennessee (2/3/18)

**REBOUNDS**

1 at Texas (1/27/18)

**FIELD GOALS**

1 at Tennessee (2/3/18)

**FREE THROWS**

1, 2x, MR: at Texas (1/27/18)

**THREE-POINTERS**

1 at Tennessee (2/3/18)

**ASSISTS**

1 vs. Texas A&amp;M-Corpus Christi (12/19/17)

**STEALS**

1 vs. Texas A&amp;M-Corpus Christi (12/19/17)

**BLOCKS**

---

#22

**KARLIS SILINS****POINTS**

2, 2x MR: vs. Montana (11/24/16)

**REBOUNDS**

2 vs. No. 12 Creighton (11/21/16)

**FIELD GOALS**

None

**FREE THROWS**

2 vs. UT Martin (11/11/16)

**THREE-POINTERS**

None

**ASSISTS**

None

**STEALS**

1 vs. No. 12 Creighton (11/21/16)

**BLOCKS**

1 vs. Montana (11/24/16)

#24

**LANE BELOW****POINTS**

2 vs. South Alabama (12/22/16)

**REBOUNDS**

---

**FIELD GOALS**

1 vs. South Alabama (12/22/16)

**FREE THROWS**

---

**THREE-POINTERS**

---

**ASSISTS**

---

**STEALS**

---

**BLOCKS**

---

#34

**ILYA TYRTYSHNIK****POINTS**

---

**REBOUNDS**

1, 2x, MR: vs. Bradley (12/22/17)

**FIELD GOALS**

---

**FREE THROWS**

---

**THREE-POINTERS**

---

**ASSISTS**

---

**STEALS**

---

**BLOCKS**

---

#50

**JUSTAS FURMANAVICIUS****POINTS**

15, 2x, MR: vs. Texas A&amp;M-Corpus Christi (12/19/17)

**REBOUNDS**

13 vs. UT Martin (11/11/16)

**FIELD GOALS**

6 vs. South Alabama (12/22/16)

**FREE THROWS**

10 vs. South Carolina (3/4/17)

**THREE-POINTERS**

5 vs. Texas A&amp;M-Corpus Christi (12/19/17)

**ASSISTS**

4 vs. South Carolina (3/4/17)

**STEALS**

4 vs. UT Martin (11/11/16)

**BLOCKS**

4 vs. Montana (11/24/16)

#20

**D.C. DAVIS****POINTS**

3 at Tennessee (2/3/18)

**REBOUNDS**

1 at Texas (1/27/18)

**FIELD GOALS**

1 at Tennessee (2/3/18)

**FREE THROWS**

1, 2x, MR: at Texas (1/27/18)

**THREE-POINTERS**

1 at Tennessee (2/3/18)

**ASSISTS**

1 vs. Texas A&amp;M-Corpus Christi (12/19/17)

**STEALS**

1 vs. Texas A&amp;M-Corpus Christi (12/19/17)

**BLOCKS**

---

## SEASON HIGHS

#0

**DEVONTAE SHULER****POINTS**

19 vs. South Dakota St. (11/28/17)

**REBOUNDS**

8, 2x, MR: vs. Auburn (1/30/18)

**FIELD GOALS**

8 vs. South Dakota St. (11/28/17)

**FREE THROWS**

4 vs. Sam Houston St. (12/13/17)

**THREE-POINTERS**

4 vs. Louisiana (11/10/17)

**ASSISTS**

3, 3x, MR: vs. Missouri (2/6/18)

**STEALS**

4, 2x, MR: at Georgia (1/3/18)

**BLOCKS**

1, 3x, MR: vs. Tennessee (2/24/18)

#1

**DEANDRE BURNETT****POINTS**

24, 2x, MR: vs. Arkansas (2/13/18)

**REBOUNDS**

5, 2x, MR: vs. MSU (1/6/18)

**FIELD GOALS**

7, 2x, MR: vs. Alabama (1/23/18)

**FREE THROWS**

9, 2x, MR: vs. Arkansas (2/13/18)

**THREE-POINTERS**

5 vs. Utah (11/20/17)

**ASSISTS**

8, 3x, MR: at Texas A&amp;M (1/16/18)

**STEALS**

3 at LSU (2/10/18)

**BLOCKS**

---

#2

**MARCANVIS HYMON****POINTS**

12, 2x, MR: at Middle Tenn. (12/9/17)

**REBOUNDS**

13 vs. Louisiana (11/10/17)

**FIELD GOALS**

6 at Middle Tennessee (12/9/17)

**FREE THROWS**

3 vs. Illinois St. (12/16/17)

**THREE-POINTERS**

---

**ASSISTS**

5 vs. South Dakota St. (11/28/17)

**STEALS**

3 vs. South Dakota St. (11/28/17)

**BLOCKS**

3, 2x, MR: vs. Rice (11/22/17)

#3

**TERENCE DAVIS****POINTS**

30 at Arkansas (1/20/18)

**REBOUNDS**

13 vs. Arkansas (2/13/18)

**FIELD GOALS**

10, 2x, MR: at Arkansas (1/20/18)

**FREE THROWS**

7 vs. Louisiana (11/10/17)

**THREE-POINTERS**

6 vs. Bradley (12/22/17)

**ASSISTS**

6 at Texas A&amp;M (1/16/18)

**STEALS**

4 at Missouri (2/20/18)

**BLOCKS**

3, 2x, MR: vs. Texas A&amp;M-Corpus Christi (12/19/17)

#4

**BREEIN TYREE****POINTS**

25 at Missouri (2/20/18)

**REBOUNDS**

8 vs. Va. Tech (12/2/17)

**FIELD GOALS**

9 at Missouri (2/20/18)

**FREE THROWS**

6 at Auburn (1/9/18)

**THREE-POINTERS**

4 at Auburn (1/9/18)

**ASSISTS**

6 vs. Illinois St. (12/16/17)

**STEALS**

3 vs. Louisiana (11/10/17)

**BLOCKS**

1, 8x, MR: at MSU (2/17/18)

#5

**MARKEL CRAWFORD****POINTS**

19 vs. South Dakota St. (11/28/17)

**REBOUNDS**

9, 3x, MR: vs. Tennessee (2/24/18)

**FIELD GOALS**

7, 2x, MR: vs. Florida (1/13/18)

**FREE THROWS**

9 vs. Georgia St. (11/17/17)

**THREE-POINTERS**

4 vs. Sam Houston St. (12/13/17)

**ASSISTS**

6 vs. Missouri (2/6/18)

**STEALS**

5, 2x, MR: vs. Missouri (2/6/18)

**BLOCKS**

2 vs. Illinois State (12/16/17)

#10

**ANTONIO MORGANO****POINTS**

---

**REBOUNDS**

---

**FIELD GOALS**

---

**FREE THROWS**

---

**THREE-POINTERS**

---

**ASSISTS**

---

**STEALS**

---

**BLOCKS**

---

#11

**ERIC HORN****POINTS**

---

**REBOUNDS**

1 vs. Bradley (12/22/17)

**FIELD GOALS**

---

**FREE THROWS**

---

**THREE-POINTERS**

---

**ASSISTS**

---

**STEALS**

---

**BLOCKS**

---

#12

**BRUCE STEVENS****POINTS**

27 vs. Illinois State (12/16/17)

**REBOUNDS**

9, 2x, MR: at Texas A&amp;M (1/16/18)

**FIELD GOALS**

9 at Texas A&amp;M (1/16/18)

**FREE THROWS**

13 vs. Illinois State (12/16/17)

**THREE-POINTERS**

2, 2x, MR: at Tennessee (2/3/18)

**ASSISTS**

3, 4x, MR: at Arkansas (1/20/18)

**STEALS**

3 at Missouri (2/20/18)

**BLOCKS**

2, 3x, MR: vs. S. Carolina (12/31/17)

#13

**DOMINIK OLEJNICZAK****POINTS**

16 at Texas (1/27/18)

**REBOUNDS**

10 at Auburn (1/9/18)

**FIELD GOALS**

7 at Texas (Jan. 27, 2018)

**FREE THROWS**

3 vs. Texas A&amp;M-Corpus Christi (12/19/17)

**THREE-POINTERS**

---

**ASSISTS**

2 at Texas (1/27/18)

**STEALS**

3 at Auburn (1/9/18)

**BLOCKS**

3 vs. Texas A&amp;M-Corpus Christi (12/19/17)

#20

**D.C. DAVIS****POINTS**

3 at Tennessee (2/3/18)

**REBOUNDS**

1 at Texas (1/27/18)

**FIELD GOALS**

1 at Tennessee (2/3/18)

**FREE THROWS**

1, 2x, MR: at Texas (1/27/18)

**THREE-POINTERS**

1 at Tennessee (2/3/18)

**ASSISTS**

1 vs. Texas A&amp;M-Corpus Christi (12/19/17)

**STEALS**

1 vs. Texas A&amp;M-Corpus Christi (12/19/17)

**BLOCKS**

---

#22

**KARLIS SILINS****POINTS**

---

**REBOUNDS**

---

**FIELD GOALS**

---

**FREE THROWS**

---

**THREE-POINTERS**

---

**ASSISTS**

---

**STEALS**

---

**BLOCKS**

---

#24

**LANE BELOW****POINTS**

---

**REBOUNDS**

---

**FIELD GOALS**

---

**FREE THROWS**

---

**THREE-POINTERS**

---

**ASSISTS**

---

**STEALS**

---

**BLOCKS**

---

#34

**ILYA TYRTYSHNIK****POINTS**

---

**REBOUNDS**

1, 2x, MR: vs. Bradley (12/22/17)

**FIELD GOALS**

---

**FREE THROWS**

---

**THREE-POINTERS**

---

**ASSISTS**

---

**STEALS**

---

**BLOCKS**

---

#50

**JUSTAS FURMANAVICIUS****POINTS**

15 vs. Texas A&amp;M-Corpus Christi (12/19/17)

**REBOUNDS**

8, 2x, MR: vs. Auburn (1/30/18)

**FIELD GOALS**

5 vs. Texas A&amp;M-Corpus Christi (12/19/17)

**FREE THROWS**

4 at Tennessee (2/3/18)

**THREE-POINTERS**

5 vs. Texas A&amp;M-Corpus Christi (12/19/17)

**ASSISTS**

2, 3x, MR: at Missouri (2/20/18)

**STEALS**

2 vs. Rice (11/22/17)

**BLOCKS**

3 vs. Louisiana (11/10/17)



## THE LAST TIME ...

## AN OLE MISS TEAM...

Scored 100+ points at home . . . . . 105 vs. Oregon (Dec. 8, 2013)  
 Scored 100+ points on the road . . . . . 104 at Mississippi State (4ot) (Jan. 24, 1990)  
 Scored 100+ points and lost . . . . . 105 vs. Oregon (Dec. 8, 2013)  
 Scored 110+ points . . . . . 111 vs. Mississippi Valley State (Nov. 22, 2013)  
 Scored 50 points or less . . . . . 47 vs. Georgia (Jan. 11, 2017)  
 Scored 40 points or less . . . . . 40 at Kentucky (Feb. 22, 2006)  
 Scored 50 or less and won . . . . . 50-48 vs. SMU (Jan. 3, 2012)  
 Held opponent to 50 or less . . . . . 49 vs. Bradley (Dec. 19, 2016)  
 Won an overtime game . . . . . 90-87 at Missouri (Feb. 20, 2018)  
 Lost an overtime game . . . . . 101-97 vs. Illinois State (Dec. 16, 2017)  
 Won a double overtime game . . . . . 90-87 vs. Texas Tech (Mar. 23, 2010)  
 Lost a double overtime game . . . . . 69-67 at Alabama (Feb. 4, 2012)  
 Played a triple overtime game . . . . . Never Happened  
 Played a four-overtime game . . . . . 104-102 at Mississippi State (Jan. 24, 1990)

Made 10+ three-point field goals . . . . . 11 at #18 Tennessee (Feb. 3, 2018)  
 Made 12+ three-point field goals . . . . . 12 vs. Bradley (Dec. 22, 2017)  
 Made 15+ three-point field goals . . . . . 15 at Syracuse (March 18, 2017)  
 Allowed 10+ three-point field goals . . . . . 13 at Missouri (Feb. 20, 2018)  
 Had 15+ rebound margin . . . . . 15 vs. Monmouth (March 14, 2017)  
 Had 20+ rebound margin . . . . . 22 vs. Arkansas (Jan. 11, 2012)  
 Had 25+ rebound margin . . . . . 25 vs. Florida A&M (Dec. 22, 2008)  
 Had 50+ rebounds . . . . . 50 vs. Tennessee (Jan. 17, 2017)  
 Had 60+ rebounds . . . . . 64 vs. Troy (Nov. 27, 2007)  
 Had two players with 10+ rebounds . . . . . at #22 Auburn (Jan. 9, 2018)  
 . . . . . Terence Davis (10), Dominik Olejniczak (10)  
 Had three players with 10+ rebounds . . . . . vs. Georgia (Jan. 9, 2016)  
 . . . . . Sebastian Saiz (10), Martavious Newby (10), and Rasheed Brooks (10)  
 Had two players with 20+ points . . . . . vs. Florida (Jan. 13, 2018)  
 . . . . . Bruce Stevens (22), Deandre Burnett (20)  
 Attempted 30+ free throws . . . . . 31 vs. Arkansas (Feb. 13, 2018)  
 Attempted 40+ free throws . . . . . 55 vs. Missouri (March 9, 2017)  
 Attempted 50+ free throws . . . . . 55 vs. Missouri (March 9, 2017)  
 Made 25+ free throws . . . . . 26 vs. South Carolina (Dec. 31, 2017)  
 Made 30+ free throws . . . . . 31 vs. Missouri (March 9, 2017)  
 Made 35+ free throws . . . . . 40 vs. Georgia Southern (Nov. 17, 2015)  
 Made 40+ free throws . . . . . 40 vs. Georgia Southern (Nov. 17, 2015)  
 Shot 90% or better from FT line . . . . . 93.8% at Missouri (Feb. 20, 2018)

Had 20+ assists . . . . . 25 vs. Texas A&M-Corpus Christi (Dec. 19, 2017)  
 Had 25+ assists . . . . . 25 vs. Texas A&M-Corpus Christi (Dec. 19, 2017)  
 Had 30+ assists . . . . . 32 vs. Centenary (Dec. 19, 2009)

Had 20+ turnovers . . . . . 21 at Mississippi State (Feb. 22, 2017)  
 Had 25+ turnovers . . . . . 26 vs. Southern Utah (Nov. 18, 2005)  
 Forced 20+ turnovers . . . . . 21 at Missouri (Feb. 20, 2018)  
 Forced 25+ turnovers . . . . . 25 vs. Bradley (Nov. 28, 2015)  
 Forced 30+ turnovers . . . . . 31 vs. Louisiana-Monroe (Nov. 24, 2007)

Had 10+ steals . . . . . 13 at Missouri (Feb. 20, 2018)  
 Had 15+ steals . . . . . 20 vs. Lipscomb (Nov. 23, 2012)  
 Had 20+ steals . . . . . 20 vs. Lipscomb (Nov. 23, 2012)

Blocked 5+ shots . . . . . 5 vs. Mississippi State (Jan. 6, 2018)  
 Blocked 10+ shots . . . . . 10 vs. Texas A&M-Corpus Christi (Dec. 19, 2017)  
 Blocked 12+ shots . . . . . 13 vs. Bradley (Dec. 19, 2016)

Beat a ranked team . . . . . 96-82 at No. 19 Arkansas (Jan. 17, 2015)  
 Beat a ranked team on the road . . . . . 96-82 at No. 19 Arkansas (Jan. 17, 2015)  
 Beat a ranked team on a neutral floor . . . . . 75-68 vs. No. 23 Creighton (Nov. 28, 2014)

Kept every opposing player out of double figures . . . . . vs. Mississippi St. (Jan. 6, 2018)  
 Had all five starters score in double figures . . . . . at Memphis (Dec. 18, 2015)  
 Had five players score in double figures . . . . . vs. Texas A&M-Corpus Christi (Dec. 19, 2017)  
 Had six players score in double figures . . . . . at Auburn (Jan. 7, 2017)  
 Had no players score in double figures . . . . . at LSU (Jan. 7, 2012)

Overcame a 5-point+ halftime deficit to win . . . . . 6 vs. Mississippi State (Jan. 6, 2018)  
 Overcame a 5-point+ halftime deficit on the road to win . . . . . 5 at Vanderbilt (Feb. 4, 2017)  
 Overcame a 10-point+ halftime deficit to win . . . . . 20 vs. Auburn (Feb. 11, 2017)  
 Overcame a 20-point+ halftime deficit to win . . . . . 20 vs. Auburn (Feb. 11, 2017)  
 Overcame a 15-point+ second half deficit to win . . . . . 23 vs. Auburn (Feb. 11, 2017)  
 Overcame a 20-point+ second half deficit to win . . . . . 23 vs. Auburn (Feb. 11, 2017)

## AN OLE MISS PLAYER...

Scored 20+ points . . . . . 25, Breein Tyree at Missouri (Feb. 20, 2018)  
 Scored 30+ points . . . . . 30, Terence Davis at Arkansas (Jan. 20, 2018)  
 Scored 35+ points . . . . . 41, Deandre Burnett vs. Oral Roberts (Nov. 18, 2016)  
 Scored 40+ points . . . . . 41, Deandre Burnett vs. Oral Roberts (Nov. 18, 2016)  
 Scored 50+ points . . . . . 53, Gerald Glass vs. LSU (Mar. 4, 1989)

Scored 20+ points in 5 straight games . . . . . Stefan Moody (11/25/15-1/28/16)  
 Scored 20+ points in 10 straight games . . . . . Stefan Moody (11/25/15-1/28/16)  
 Scored 20+ points in 14 straight games . . . . . Stefan Moody (11/25/15-1/28/16)  
 Scored 20+ points in 18 straight games . . . . . Joe Gibbon (12/10/56-2/28/57)  
 Scored 20+ points in 22 straight games . . . . . Johnny Neumann (12/01/70-2/22/71)

Made 5+ 3-pointers . . . . . 5, Terence Davis at Arkansas (Jan. 20, 2018)  
 Made 7+ 3-pointers . . . . . 9, Deandre Burnett vs. Oral Roberts (Nov. 18, 2016)  
 Made 8+ 3-pointers . . . . . 9, Deandre Burnett vs. Oral Roberts (Nov. 18, 2016)  
 Made 9+ 3-pointers . . . . . 9, Deandre Burnett vs. Oral Roberts (Nov. 18, 2016)  
 Made 10+ 3-pointers . . . . . 10, Marshall Henderson vs. Oregon (Dec. 8, 2013)  
 Attempted 10+ 3-pointers . . . . . 10, Breein Tyree at #22 Auburn (Jan. 9, 2018)  
 Attempted 15+ 3-pointers . . . . . 17, Stefan Moody vs. Alabama (March 10, 2016)

Had a double-double . . . . . Terence Davis, 13 points, 10 rebounds  
 . . . . . Dominik Olejniczak, 10 points, 10 rebounds  
 . . . . . at #22 Auburn (Jan. 9, 2018)  
 Had a double-double in 2 straight games . . . . . Sebastian Saiz (3/4/17-3/9/17)  
 Had a double-double in 3 straight games . . . . . Sebastian Saiz (1/28/17-2/4/17)  
 Had a double-double in 4 straight games . . . . . Sebastian Saiz (1/28/17-2/8/17)  
 Had a double-double in 5 straight games . . . . . Sebastian Saiz (12/15/16-1/3/17)  
 Had a double-double in 6 straight games . . . . . Sebastian Saiz (12/15/16-1/7/17)  
 Had a double-double in 7 straight games . . . . . Rahim Lockhart (11/19/99-12/4/99)  
 Had 5+ double-doubles in a season . . . . . 5, Terence Davis, - 2016-17 season  
 . . . . . 23, Sebastian Saiz - 2016-17 season  
 Had 10+ double-doubles in a season . . . . . 23, Sebastian Saiz - 2016-17 season  
 Had 18+ double-doubles in a season . . . . . 23, Sebastian Saiz - 2016-17 season  
 Had 20+ double-doubles in a season . . . . . 23, Sebastian Saiz 2016-17 season

Had 20+ points and 15+ rebounds . . . . . Sebastian Saiz, 21 pts/15 rebs  
 . . . . . vs. South Carolina (March 4, 2017)  
 Had 20+ points and 20+ rebounds . . . . . Walter Actwood, 22 pts/22 rebs  
 . . . . . vs. ISU-Evansville (Dec. 1, 1975)

Had 15+ rebounds . . . . . 15, Sebastian Saiz vs. Georgia Tech (March 21, 2017)  
 Had 20+ rebounds . . . . . 20, Murphy Holloway vs. Auburn (Feb. 24, 2010)  
 Had 10+ offensive rebounds . . . . . 10, Dwayne Curtis vs. Auburn (Feb. 25, 2006)  
 Had 10+ defensive rebounds . . . . . 11, Sebastian Saiz vs. Georgia Tech (March 21, 2017)

Had 10+ assists . . . . . 10, Jarvis Summers vs. BYU (March 17, 2015)  
 Had 15+ assists . . . . . 15, Sean Tuohy vs. Auburn (Jan. 26, 1980)  
 Had 9+ assists and 0 turnovers . . . . . 9, Cullen Neal vs. South Alabama (Dec. 22, 2016)  
 Had 8+ assists and 0 turnovers . . . . . 8, Deandre Burnett at Texas A&M (Jan. 16, 2018)

Had 5+ blocks . . . . . 6, Sebastian Saiz vs. Bradley (Dec. 19, 2016)  
 Had 8+ blocks . . . . . 8, Reginald Buckner at Arkansas (Feb. 5, 2011)

Had 5+ steals . . . . . 5, Markel Crawford vs. Missouri (Feb. 6, 2018)  
 Had 8+ steals . . . . . 8, Gerald Glass vs. Christian Bros. (Nov. 25, 1988)

Made 10+ free throws . . . . . 13, Bruce Stevens vs. Illinois State (Dec. 16, 2017)  
 Made 15+ free throws . . . . . 15, Stefan Moody vs. Mississippi State (March 3, 2016)  
 Attempted 10+ free throws . . . . . 12, Deandre Burnett vs. Arkansas (Feb. 13, 2018)  
 Attempted 15+ free throws . . . . . 16, Bruce Stevens vs. Illinois State (Dec. 16, 2017)  
 Attempted 20+ free throws . . . . . 20, Ansu Sesay vs. Arkansas (Feb. 18, 1995)

Shot 100% from the floor (min. 5) . . . . . Marcanvis Humon, 6-6  
 . . . . . at Middle Tennessee (Dec. 9, 2017)  
 Shot 90% from the floor (min. 10) . . . . . Marcanvis Hymon, 10-11,  
 . . . . . vs. Towson (Nov. 20, 2015)

Played 40+ minutes . . . . . 41, Deandre Burnett vs. Oral Roberts (Nov. 18, 2016)

Fouled out . . . . . Bruce Stevens vs. Arkansas (Feb. 13, 2018)

RADIO/TV ROSTER




0

**DEVONTAE SHULER**  
6-2 • 192 • G • Fr.  
Irmo, S.C.




1

**DEANDRE BURNETT**  
6-2 • 192 • G • Sr.  
Miami Gardens, Fla.



2

**MARCANVIS HYMON**  
6-7 • 220 • F • Sr.  
Memphis, Tenn.



3

**TERENCE DAVIS**  
6-4 • 201 • G • Jr.  
Southaven, Miss.



4

**BREIIN TYREE**  
6-2 • 192 • G • So.  
Somerset, N.J.




5

**MARKEL CRAWFORD**  
6-4 • 210 • G • Gr.  
Memphis, Tenn.



10

**ANTONIO MORGANO**  
5-10 • 165 • G • R-Fr.  
Morgantown, W. Va.




11

**ERIC HORN**  
6-7 • 185 • F • So.  
Los Gatos, Calif.



12

**BRUCE STEVENS**  
6-8 • 252 • F • Jr.  
Loun, Miss.



13

**DOMINIK OLEJNICZAK**  
7-0 • 255 • C • So.  
Torun, Poland




20

**D.C. DAVIS**  
5-11 • 175 • G • Jr.  
Purvis, Miss.




22

**KARLIS SILINS**  
6-11 • 245 • F • R-Fr.  
Riga, Latvia



24

**LANE BELOW**  
6-1 • 185 • G • Sr.  
Advance, Mo.



34

**ILYA TYRTYSHNIK**  
6-3 • 185 • G • Fr.  
Kiev, Ukraine




50

**JUSTAS FURMANAVICIUS**  
6-7 • 210 • F • Sr.  
Kaunas, Lithuania



**TONY MADLOCK**  
Fourth year at Ole Miss



**TODD ABERNETHY**  
Fourth year at Ole Miss



**RAHIM LOCKHART**  
First year at Ole Miss



**WILBUR ALLEN**  
First year at Ole Miss

BOX SCORES



Official Basketball Box Score -- Game Totals -- Final Statistics
Louisiana vs Ole Miss
11/10/17 7:28 pm at Oxford, Miss.



Louisiana 76 • 0-1

Table with columns: #, Player, FG-FGA, 3-Ptr FG-FGA, FT-FTA, Rebounds (Off, Def, Tot), PF, TP, A, TO, Blk, Stl, Min. Includes team totals and shooting percentages.

FG % 1st Half: 15-38 39.5% 2nd half: 11-33 33.3% Game: 26-71 36.6%
3FG % 1st Half: 4-10 40.0% 2nd half: 4-13 30.8% Game: 8-23 34.8%
FT % 1st Half: 8-12 66.7% 2nd half: 8-11 72.7% Game: 16-23 69.6%

Ole Miss 94 • 1-0

Table with columns: #, Player, FG-FGA, 3-Ptr FG-FGA, FT-FTA, Rebounds (Off, Def, Tot), PF, TP, A, TO, Blk, Stl, Min. Includes team totals and shooting percentages.

FG % 1st Half: 14-28 50.0% 2nd half: 19-37 51.4% Game: 33-65 50.8%
3FG % 1st Half: 4-12 33.3% 2nd half: 3-9 33.3% Game: 7-21 33.3%
FT % 1st Half: 8-16 50.0% 2nd half: 13-15 86.7% Game: 21-31 67.7%

Officials: Doug Shows, Garrick Shannon, Tim Gault
Technical fouls: Louisiana-Russell, Cedric, Ole Miss-None.
Attendance: 8302

Score by periods table with columns: 1st, 2nd, Total. Louisiana: 42, 34, 76. Ole Miss: 40, 54, 94.

Points, In, Off, 2nd, Fast, Bench table. LA: 34, 17, 12, 7, 32. OM: 42, 9, 21, 7, 40.

Last FG - LA 2nd-02:25, OM 2nd-01:53.
Largest lead - LA by 10 1st-05:19, OM by 19 2nd-00:05.
LA led for 17:31, OM led for 19:08. Game was tied for 03:21.

Score tied - 6 times.
Lead changed - 7 times.



Official Basketball Box Score -- Game Totals -- Final Statistics
Eastern Kentucky vs Ole Miss
11/13/17 5:31 p.m. at Oxford, Miss.



Eastern Kentucky 75 • 1-1

Table with columns: #, Player, FG-FGA, 3-Ptr FG-FGA, FT-FTA, Rebounds (Off, Def, Tot), PF, TP, A, TO, Blk, Stl, Min. Includes team totals and shooting percentages.

FG % 1st Half: 12-25 48.0% 2nd half: 14-26 53.8% Game: 26-51 51.0%
3FG % 1st Half: 4-8 50.0% 2nd half: 2-4 50.0% Game: 6-12 50.0%
FT % 1st Half: 6-8 75.0% 2nd half: 11-14 78.6% Game: 17-22 77.3%

Ole Miss 85 • 2-0

Table with columns: #, Player, FG-FGA, 3-Ptr FG-FGA, FT-FTA, Rebounds (Off, Def, Tot), PF, TP, A, TO, Blk, Stl, Min. Includes team totals and shooting percentages.

FG % 1st Half: 13-28 46.4% 2nd half: 17-35 48.6% Game: 30-63 47.6%
3FG % 1st Half: 6-13 46.2% 2nd half: 4-9 44.4% Game: 10-22 45.5%
FT % 1st Half: 8-9 88.9% 2nd half: 7-13 53.8% Game: 15-22 68.2%

Officials: Tony Henderson, Todd Austin, Kerby Sitton
Technical fouls: Eastern Kentucky-None, Ole Miss-None.
Attendance: 7042

Score by periods table with columns: 1st, 2nd, Total. Eastern Kentucky: 34, 41, 75. Ole Miss: 40, 45, 85.

Points, In, Off, 2nd, Fast, Bench table. EKU: 38, 7, 8, 2, 16. OM: 28, 18, 21, 12, 42.

Last FG - EKU 2nd-00:06, OM 2nd-01:31.
Largest lead - EKU None, OM by 19 2nd-04:46.
EKU led for 00:00, OM led for 39:22. Game was tied for 00:38.

Score tied - 0 times.
Lead changed - 0 times.



Official Basketball Box Score -- Game Totals -- Final Statistics
Georgia State vs Ole Miss
11/17/17 6:01 p.m. at Oxford, Miss.



Georgia State 72 • 2-1

Table with columns: #, Player, FG-FGA, 3-Ptr FG-FGA, FT-FTA, Rebounds (Off, Def, Tot), PF, TP, A, TO, Blk, Stl, Min. Includes team totals and shooting percentages.

FG % 1st Half: 16-30 53.3% 2nd half: 8-23 34.8% Game: 24-53 45.3%
3FG % 1st Half: 5-8 62.5% 2nd half: 3-13 23.1% Game: 8-21 38.1%
FT % 1st Half: 7-10 70.0% 2nd half: 9-12 75.0% Game: 16-22 72.7%

Ole Miss 77 • 3-0

Table with columns: #, Player, FG-FGA, 3-Ptr FG-FGA, FT-FTA, Rebounds (Off, Def, Tot), PF, TP, A, TO, Blk, Stl, Min. Includes team totals and shooting percentages.

FG % 1st Half: 10-24 41.7% 2nd half: 13-28 46.4% Game: 23-52 44.2%
3FG % 1st Half: 3-13 23.1% 2nd half: 6-14 42.9% Game: 9-27 33.3%
FT % 1st Half: 13-19 68.4% 2nd half: 9-11 81.8% Game: 22-30 73.3%

Officials: Anthony Jordan, Chuck Jones, Rob Rorke
Technical fouls: Georgia State-None, Ole Miss-None.
Attendance: 6835

Score by periods table with columns: 1st, 2nd, Total. Georgia State: 44, 28, 72. Ole Miss: 36, 41, 77.

Points, In, Off, 2nd, Fast, Bench table. GSU: 26, 10, 11, 4, 7. OM: 26, 20, 12, 4, 22.

Last FG - GSU 2nd-00:04, OM 2nd-04:01.
Largest lead - GSU by 12 1st-14:44, OM by 8 2nd-04:01.
GSU led for 24:54, OM led for 12:35. Game was tied for 02:31.

Score tied - 2 times.
Lead changed - 3 times.



Official Basketball Box Score -- Game Totals -- Final Statistics
Utah vs Ole Miss
11/20/17 9:30pm at T-Mobile Arena Las Vegas, NV



Utah 83 • 4-0

Table with columns: #, Player, FG-FGA, 3-Ptr FG-FGA, FT-FTA, Rebounds (Off, Def, Tot), PF, TP, A, TO, Blk, Stl, Min. Includes team totals and shooting percentages.

FG % 1st Half: 12-29 41.4% 2nd half: 14-26 53.8% Game: 26-55 47.3%
3FG % 1st Half: 6-18 33.3% 2nd half: 5-11 45.5% Game: 11-29 37.9%
FT % 1st Half: 10-11 90.9% 2nd half: 10-13 76.9% Game: 20-24 83.3%

Ole Miss 74 • 3-1

Table with columns: #, Player, FG-FGA, 3-Ptr FG-FGA, FT-FTA, Rebounds (Off, Def, Tot), PF, TP, A, TO, Blk, Stl, Min. Includes team totals and shooting percentages.

FG % 1st Half: 14-31 45.2% 2nd half: 11-27 40.7% Game: 25-58 43.1%
3FG % 1st Half: 4-10 40.0% 2nd half: 4-14 28.6% Game: 8-24 33.3%
FT % 1st Half: 5-7 71.4% 2nd half: 11-14 78.6% Game: 16-21 76.2%

Officials: Gerry Pollard, Kerry Sitton, Rick O'Neill
Technical fouls: Utah-None, Ole Miss-None.
Attendance: 8107

Score by periods table with columns: 1st, 2nd, Total. Utah: 40, 43, 83. Ole Miss: 37, 37, 74.

Points, In, Off, 2nd, Fast, Bench table. Utah: 24, 16, 9, 13, 46. Ole Miss: 24, 16, 9, 13, 46.

Last FG - UTAH 2nd-02:01, OM 2nd-02:57.
Largest lead - UTAH by 11 2nd-14:31, OM by 2 1st-10:02.
UTAH led for 34:10, OM led for 02:34. Game was tied for 02:49.

Score tied - 3 times.
Lead changed - 7 times.

BOX SCORES



Official Basketball Box Score -- Game Totals -- Final Statistics  
**Ole Miss vs Rice**  
 11/22/17 7:00pm at T-Mobile Arena Las Vegas, NV



Ole Miss 79 • 4-1

#	Player	Total			3-Ptr			Rebounds			PF	TP	A	TO	Blk	Stl	Min
		FG-FGA	FG-FGA	FT-FTA	FG-FGA	FG-FGA	FT-FTA	Off	Def	Tot							
02	Hymon, Marcanvis	f	3-5	0-0	1-4	3	6	9	2	7	0	1	3	1	24		
00	Shuler, Devontae	g	4-10	3-7	2-2	2	3	5	2	13	2	3	0	2	28		
01	Burnett, Deandre	g	6-12	3-9	3-4	0	5	5	1	18	8	1	0	1	32		
03	Davis, Terence	g	6-10	3-7	0-0	1	2	3	4	15	2	1	1	2	17		
05	Crawford, Markel	g	3-9	1-5	0-0	0	2	2	4	7	3	2	0	0	29		
04	Tyree, Breein	g	1-5	1-2	0-0	1	3	4	0	3	4	2	0	0	19		
12	Stevens, Bruce	g	1-2	0-0	3-4	0	5	5	1	5	0	2	0	1	18		
13	Olejniczak, Dominik	g	1-2	0-0	0-0	0	0	0	1	2	0	1	0	0	8		
20	Davis, D.C.	g	0-0	0-0	0-0	0	0	0	0	0	0	0	0	0	1		
34	Tyrtshnik, Ilya	g	0-1	0-1	0-0	0	0	0	0	0	0	0	0	0	1		
50	Furmanavicius, Justas	g	4-4	1-1	0-0	2	1	3	3	9	0	0	0	2	23		
Team						0			3								
Totals			29-60	12-32	9-14	9	30	39	18	79	19	13	4	9	200		

FG % 1st Half: 15-31 48.4% 2nd half: 14-29 48.3% Game: 29-60 48.3%  
 3FG % 1st Half: 6-17 35.3% 2nd half: 6-15 40.0% Game: 12-32 37.5%  
 FT % 1st Half: 4-6 66.7% 2nd half: 5-8 62.5% Game: 9-14 64.3%

Rice 62 • 1-4

#	Player	Total			3-Ptr			Rebounds			PF	TP	A	TO	Blk	Stl	Min
		FG-FGA	FG-FGA	FT-FTA	FG-FGA	FG-FGA	FT-FTA	Off	Def	Tot							
10	MARTIN, Robert	f	1-3	0-2	3-4	3	2	5	0	5	1	1	0	1	19		
13	OSBORNE, Malik	f	0-4	0-2	4-4	3	3	6	1	4	2	1	0	0	25		
00	CASHAW, Connor	g	8-20	4-8	4-6	1	1	2	3	24	3	1	0	1	33		
03	ADAMS, Ako	g	3-12	1-7	0-0	0	3	3	2	7	4	1	0	2	29		
15	MENCY, Bishop	g	1-5	0-4	0-1	3	3	6	1	2	2	2	0	0	31		
02	LAPRAY, A.J.	g	2-7	2-5	0-0	0	4	4	2	6	1	2	0	0	26		
04	JONES, Dylan	g	3-3	0-0	2-3	1	1	2	1	8	0	0	0	0	9		
11	LESTER, Miles	g	0-1	0-1	0-0	0	0	0	0	0	0	0	0	0	1		
14	HUNTER, Najja	g	0-1	0-0	0-0	1	1	2	0	0	1	3	0	0	10		
30	MEYER, Austin	g	2-4	0-0	0-0	0	0	0	2	4	0	0	0	0	7		
35	HARRISON, Tim	g	1-3	0-2	0-2	0	1	1	2	2	0	1	1	0	10		
Team						3			4								
Totals			21-63	7-31	13-20	15	23	38	14	62	14	13	2	4	200		

FG % 1st Half: 12-30 40.0% 2nd half: 9-33 27.3% Game: 21-63 33.3%  
 3FG % 1st Half: 5-17 29.4% 2nd half: 2-14 14.3% Game: 7-31 22.6%  
 FT % 1st Half: 6-10 60.0% 2nd half: 7-10 70.0% Game: 13-20 65.0%

Officials: Tom O'Neill, Kerry Sitton, Jose Carrion  
 Technical fouls: Ole Miss-None. Rice-None.  
 Attendance:

Score by periods	1st	2nd	OT	Total
Ole Miss	40	39		79
Rice	35	27		62

	In	Off	2nd	Fast	Bench
Points	Paint	T/O	Chance	Break	
OM	26	14	5	6	19
RICE	18	10	14	0	20

Last FG - OM 2nd-04:08, RICE 2nd-00:46.  
 Largest lead - OM by 23 2nd-06:37, RICE by 6 1st-06:05.  
 OM led for 32:21, RICE led for 06:38. Game was tied for 00:48.

Score tied - 1 time.  
 Lead changed - 4 times.



Official Basketball Box Score -- Game Totals -- Final Statistics  
**South Dakota State vs Ole Miss**  
 11/28/17 7:01 p.m. at Oxford, Miss.



South Dakota State 99 • 7-2

#	Player	Total			3-Ptr			Rebounds			PF	TP	A	TO	Blk	Stl	Min
		FG-FGA	FG-FGA	FT-FTA	FG-FGA	FG-FGA	FT-FTA	Off	Def	Tot							
23	Reed Tellinghuisen	f	7-13	5-8	0-0	0	1	1	2	19	3	0	0	0	37		
24	Mike Daum	f	9-21	6-15	2-2	2	5	7	5	26	1	3	0	3	33		
01	Skylver Flatten	g	3-7	2-5	0-0	1	1	2	1	8	3	0	0	0	21		
02	Tevin King	g	2-4	1-1	1-2	1	8	9	4	6	6	2	0	0	34		
03	Chris Howell	g	2-3	0-0	1-1	1	3	4	2	5	0	4	0	1	13		
00	Brandon Key	g	2-5	0-0	0-0	1	5	6	1	4	5	3	0	0	14		
05	David Jenkins Jr.	g	7-18	2-10	6-6	1	4	5	3	22	3	2	1	0	36		
25	Lane Severyn	g	1-1	1-1	1-3	1	0	1	1	4	1	1	1	0	19		
45	Ian Theisen	g	2-2	1-1	0-0	1	2	3	3	5	0	0	0	0	18		
Team						2			4								
Totals			35-74	18-41	11-14	11	33	44	22	99	22	14	1	5	225		

FG % 1st Half: 20-38 52.6% 2nd half: 10-29 34.5% Game: 35-74 47.3%  
 3FG % 1st Half: 11-21 52.4% 2nd half: 6-18 33.3% OT: 1-2 50.0% Game: 18-41 43.9%  
 FT % 1st Half: 4-5 80.0% 2nd half: 1-2 50.0% OT: 6-7 85.7% Game: 11-14 78.6%

Ole Miss 97 • 4-2

#	Player	Total			3-Ptr			Rebounds			PF	TP	A	TO	Blk	Stl	Min
		FG-FGA	FG-FGA	FT-FTA	FG-FGA	FG-FGA	FT-FTA	Off	Def	Tot							
02	Hymon, Marcanvis	f	3-4	0-0	0-2	3	8	11	2	6	5	0	2	3	28		
50	Furmanavicius, Justas	f	0-1	0-1	1-2	0	1	1	2	1	2	1	0	0	11		
01	Burnett, Deandre	g	5-12	2-5	7-9	0	1	1	0	19	6	0	0	0	38		
03	Davis, Terence	g	10-19	2-7	0-1	2	7	9	5	22	4	5	0	1	28		
05	Crawford, Markel	g	7-11	2-4	3-3	0	2	2	2	19	0	2	0	0	34		
00	Shuler, Devontae	g	8-14	1-6	2-2	1	2	3	0	19	1	1	0	3	33		
04	Tyree, Breein	g	2-5	0-2	4-6	0	1	1	4	8	0	1	0	0	25		
12	Stevens, Bruce	g	1-4	0-2	1-2	1	7	8	2	3	3	0	0	0	22		
13	Olejniczak, Dominik	g	0-2	0-0	0-0	0	0	0	1	0	0	1	0	0	6		
Team						3			2								
Totals			36-72	7-27	18-27	10	31	41	18	97	19	10	2	7	225		

FG % 1st Half: 13-36 36.1% 2nd half: 19-29 65.5% OT: 4-7 57.1%  
 3FG % 1st Half: 1-15 6.7% 2nd half: 5-10 50.0% OT: 1-2 50.0% Game: 7-27 25.9%  
 FT % 1st Half: 8-11 72.7% 2nd half: 4-7 57.1% OT: 6-9 66.7% Game: 18-27 66.7%

Officials: Pat Adams, Tony Henderson, Terry Moore  
 Technical fouls: South Dakota State-Ian Theisen. Ole Miss-None.  
 Attendance: 6014

Score by periods	1st	2nd	OT	Total
South Dakota State	55	27	17	99
Ole Miss	35	47	15	97

	In	Off	2nd	Fast	Bench
Points	Paint	T/O	Chance	Break	
SDSU	28	4	17	0	35
OM	54	18	11	18	30

Last FG - SDSU OT-00:13, OM OT-00:39.  
 Largest lead - SDSU by 23 1st-01:40, OM by 4 2nd-02:07.  
 SDSU led for 37:59, OM led for 04:03. Game was tied for 02:58.

Score tied - 5 times.  
 Lead changed - 6 times.



Official Basketball Box Score -- Game Totals -- Final Statistics  
**Virginia Tech vs Ole Miss**  
 12/2/17 1 p.m. at Oxford, Miss.



Virginia Tech 83 • 7-1

#	Player	Total			3-Ptr			Rebounds			PF	TP	A	TO	Blk	Stl	Min
		FG-FGA	FG-FGA	FT-FTA	FG-FGA	FG-FGA	FT-FTA	Off	Def	Tot							
13	Ahmed Hill	f	2-5	1-3	0-0	0	3	3	3	5	2	2	0	1	18		
24	Kerry Blackshear Jr.	f	5-8	0-0	7-11	2	3	5	5	17	0	0	1	1	23		
04	N. Alexander-Walker	g	4-11	1-6	4-6	2	3	5	1	13	1	2	0	1	33		
05	Justin Robinson	g	2-9	2-3	7-8	0	1	4	13	8	2	0	2	34			
10	Justin Bibbs	g	3-8	1-5	4-4	0	3	3	1	11	1	4	0	0	41		
01	Tyrie Jackson	g	1-3	1-2	0-0	0	0	0	1	3	0	0	0	0	7		
11	Devin Wilson	g	0-2	0-1	1-4	0	2	2	1	1	1	1	0	0	23		
14	P.J. Horne	g	2-2	0-0	0-0	0	2	2	2	4	1	0	0	0	11		
15	Chris Clarke	g	6-9	1-2	3-4	1	11	12	3	16	4	3	0	1	35		
Team						1			7								
Totals			25-57	7-22	26-37	6	35	41	21	83	18	14	1	6	225		

FG % 1st Half: 8-23 34.8% 2nd half: 14-28 50.0% OT: 3-6 50.0% Game: 25-57 43.9%  
 3FG % 1st Half: 2-11 18.2% 2nd half: 4-9 44.4% OT: 1-2 50.0% Game: 7-22 31.8%  
 FT % 1st Half: 11-16 68.8% 2nd half: 11-15 73.3% OT: 4-6 66.7% Game: 26-37 70.3%

Ole Miss 80 • 4-3

#	Player	Total			3-Ptr			Rebounds			PF	TP	A	TO	Blk	Stl	Min
		FG-FGA	FG-FGA	FT-FTA	FG-FGA	FG-FGA	FT-FTA	Off	Def	Tot							
02	Hymon, Marcanvis	f	2-2														

BOX SCORES



Official Basketball Box Score -- Game Totals -- Final Statistics  
Sam Houston State vs Ole Miss  
12/13/17 7:01 p.m. at Oxford, Miss.



Sam Houston State 69 • 5-5

#	Player	Total			3-Ptr			Rebounds			PF	TP	A	TO	Blk	Stl	Min
		FG-FGA	FG-FGA	FT-FTA	FG-FGA	FG-FGA	FT-FTA	Off	Def	Tot							
23	Galbreath Jr., Chris	11-17	0-1	0-1	1	8	9	2	22	1	3	0	1	34			
35	Ndu, Chidozie	0-0	0-0	0-0	0	0	0	2	0	0	0	0	1				
11	Dewey III, John	2-8	0-2	8-8	0	5	5	1	12	1	0	0	30				
15	Delaney, Josh	2-6	2-6	0-0	0	1	1	4	6	2	1	0	28				
20	Williams, Jamal	4-9	1-1	0-2	1	3	4	2	9	2	1	0	23				
00	Almanza, Albert	0-4	0-3	0-0	2	0	2	2	0	1	0	0	23				
01	Edwards, Abrian	0-3	0-0	0-0	2	0	2	0	0	1	1	0	10				
02	Delaney, Cameron	4-9	4-7	0-0	1	1	2	4	12	1	1	1	22				
13	Furlong, Bubba	0-0	0-0	0-0	1	0	1	0	0	0	1	0	7				
22	Harris, Marcus	3-7	2-3	0-0	0	2	2	8	1	0	0	0	29				
32	Bitondo, Freddy	0-1	0-0	0-0	0	0	0	0	0	0	0	0	2				
Team					1	1	2										
Totals		26-64	9-23	8-11	9	21	30	19	69	19	8	2	5	200			

FG % 1st Half: 13-32 40.6% 2nd half: 13-32 40.6% Game: 26-64 40.6%  
3FG % 1st Half: 3-9 33.3% 2nd half: 6-14 42.9% Game: 9-23 39.1%  
FT % 1st Half: 4-5 80.0% 2nd half: 4-6 66.7% Game: 8-11 72.7%

Ole Miss 82 • 5-4

#	Player	Total			3-Ptr			Rebounds			PF	TP	A	TO	Blk	Stl	Min
		FG-FGA	FG-FGA	FT-FTA	FG-FGA	FG-FGA	FT-FTA	Off	Def	Tot							
02	Hymon, Marcanvis	2-5	0-0	1-4	1	8	9	2	5	1	1	1	1	26			
12	Stevens, Bruce	6-0	0-1	1-2	0	3	3	1	13	1	0	0	0	17			
03	Davis, Terence	2-9	1-5	0-0	1	6	7	1	5	4	2	1	1	29			
04	Tyree, Breein	1-5	0-3	1-2	0	1	1	2	3	2	0	0	24				
05	Crawford, Markel	6-11	4-8	0-1	0	4	4	0	16	3	0	1	1	31			
00	Shuler, Devontae	4-9	2-6	4-4	1	0	1	2	14	2	1	0	0	19			
01	Burnett, Deandre	4-8	1-4	3-4	2	2	4	1	12	6	4	0	0	22			
13	Olejniczak, Dominik	3-3	0-0	0-0	1	3	4	1	6	1	0	0	0	10			
50	Furmanavicius, Justas	3-3	2-2	0-0	5	2	7	1	8	0	1	1	1	22			
Team					1	2	3										
Totals		31-60	10-29	10-17	12	31	43	11	82	21	11	4	4	200			

FG % 1st Half: 14-33 42.4% 2nd half: 17-27 63.0% Game: 31-60 51.7%  
3FG % 1st Half: 5-18 27.8% 2nd half: 5-11 45.5% Game: 10-29 34.5%  
FT % 1st Half: 6-9 66.7% 2nd half: 4-8 50.0% Game: 10-17 58.8%

Officials: Olandis Poole, Ted Valentine, Patrick Evans  
Technical fouls: Sam Houston State-None, Ole Miss-Davis, Terence.  
Attendance: 5054

Score by periods	1st	2nd	OT	Total
Sam Houston State	33	36	69	
Ole Miss	39	43	82	

	In	Off	2nd	Fast	Bench
Points	Paint	T/O	Chance	Break	
SHSU	24	8	2	4	20
OM	40	3	11	4	40

Last FG - SHSU 2nd-02:07, OM 2nd-04:07.  
Largest lead - SHSU None, OM by 20 2nd-10:21.  
SHSU led for 00:00, OM led for 39:17. Game was tied for 00:43.

Score tied - 1 time.  
Lead changed - 0 times.



Official Basketball Box Score -- Game Totals -- Final Statistics  
Illinois State vs Ole Miss  
12/16/17 2:31 p.m. at Oxford, Miss.



Illinois State 101 • 5-6

#	Player	Total			3-Ptr			Rebounds			PF	TP	A	TO	Blk	Stl	Min
		FG-FGA	FG-FGA	FT-FTA	FG-FGA	FG-FGA	FT-FTA	Off	Def	Tot							
03	Evans, Keyshawn	6-16	5-11	8-9	0	4	4	2	25	7	2	0	2	39			
10	Fayne, Phil	6-12	0-0	4-6	4	6	10	5	16	0	3	1	0	25			
25	Williams, Madison	4-9	3-6	3-3	1	3	4	4	14	4	0	0	0	33			
32	Bruninga, Taylor	1-2	0-1	0-0	0	1	1	5	2	0	0	3	0	24			
00	Yarbrough, Isaak	8-17	0-2	9-9	4	6	10	5	25	8	6	0	1	27			
00	Gassman, Isaac	2-2	1-1	1-2	2	1	3	0	6	0	0	0	0	9			
01	Clarence, Elijah	0-2	0-0	0-0	1	1	2	0	0	2	0	0	0	7			
05	Hein, Matt	2-7	2-4	1-2	1	3	4	3	7	0	0	1	2	26			
23	Tinsley, William	2-6	2-6	0-0	0	5	5	4	6	1	2	1	0	35			
Team					4	2	6										
Totals		31-73	13-31	26-31	17	32	49	30	101	20	15	6	5	225			

FG % 1st Half: 15-32 46.9% 2nd half: 12-32 37.5% OT: 4-9 44.4% Game: 31-73 42.5%  
3FG % 1st Half: 6-11 54.5% 2nd half: 5-14 35.7% OT: 2-6 33.3% Game: 13-31 41.9%  
FT % 1st Half: 7-9 77.8% 2nd half: 15-16 93.8% OT: 4-6 66.7% Game: 26-31 83.9%

Ole Miss 97 • 5-5

#	Player	Total			3-Ptr			Rebounds			PF	TP	A	TO	Blk	Stl	Min
		FG-FGA	FG-FGA	FT-FTA	FG-FGA	FG-FGA	FT-FTA	Off	Def	Tot							
02	Hymon, Marcanvis	4-6	0-0	3-6	2	5	7	4	11	0	1	1	0	18			
03	Davis, Terence	7-15	1-4	2-2	3	6	9	5	17	2	3	2	0	31			
04	Tyree, Breein	5-15	3-7	1-2	3	0	3	2	14	6	1	1	1	35			
05	Crawford, Markel	2-8	0-3	1-2	0	5	5	3	5	3	0	2	0	32			
12	Stevens, Bruce	7-9	0-0	13-16	4	3	7	3	27	2	1	1	1	32			
00	Shuler, Devontae	1-5	1-3	0-0	0	1	1	1	3	2	1	0	3	19			
01	Burnett, Deandre	5-14	2-9	7-7	0	1	1	0	19	7	1	0	1	30			
13	Olejniczak, Dominik	0-0	0-0	1-2	0	0	0	1	0	0	0	0	0	3			
50	Furmanavicius, Justas	0-1	0-0	0-0	1	2	3	1	0	1	1	1	1	25			
Team					2	3	5										
Totals		31-73	7-26	28-37	15	26	41	19	97	22	9	8	7	225			

FG % 1st Half: 12-38 31.6% 2nd half: 16-27 59.3% OT: 3-8 37.5% Game: 31-73 42.5%  
3FG % 1st Half: 6-11 54.5% 2nd half: 4-6 66.7% OT: 1-4 25.0% Game: 13-31 41.9%  
FT % 1st Half: 7-9 77.8% 2nd half: 18-25 72.0% OT: 3-3 100.0% Game: 28-37 75.7%

Officials: Doug Shows, Byron Jarrett, K.B. Burdett Jr.  
Technical fouls: Illinois State-None, Ole Miss-None.  
Attendance: 6309

Score by periods	1st	2nd	OT	Total
Illinois State	43	44	14	101
Ole Miss	33	54	10	97

	In	Off	2nd	Fast	Bench
Points	Paint	T/O	Chance	Break	
ILS	34	8	16	6	19
OM	40	17	21	4	23

Last FG - ILS OT-02:11, OM OT-00:48.  
Largest lead - ILS by 19 1st-06:48, OM by 4 1st-16:57.  
ILS led for 38:05, OM led for 04:41. Game was tied for 02:14.

Score tied - 4 times.  
Lead changed - 3 times.



Official Basketball Box Score -- Game Totals -- Final Statistics  
Texas A&M-Corpus Chr vs Ole Miss  
12/19/17 6:01 p.m. at Oxford, Miss.



Texas A&M-Corpus Chr 63 • 3-7

#	Player	Total			3-Ptr			Rebounds			PF	TP	A	TO	Blk	Stl	Min
		FG-FGA	FG-FGA	FT-FTA	FG-FGA	FG-FGA	FT-FTA	Off	Def	Tot							
15	Rhea, Sean	2-3	0-0	2-4	1	1	2	4	6	0	2	0	1	18			
34	Benjamin, York	1-4	0-0	0-0	0	0	0	2	2	0	1	0	0	10			
03	Kilgore, Joseph	7-19	3-5	0-0	1	2	3	1	17	2	2	0	1	34			
11	South, Kareem	3-5	1-2	0-0	0	3	3	1	7	1	1	0	0	22			
22	Toney, Emmanuel	2-2	1-1	0-0	0	1	1	0	5	3	0	0	0	10			
00	Brown, Kyle	0-1	0-0	0-0	0	1	1	2	0	4	1	0	0	10			
02	Smith, Myles	1-6	1-3	0-0	0	0	0	3	3	2	0	3	20				
10	Francois, Perry	6-8	0-0	0-0	2	1	3	3	12	1	1	1	0	23			
14	Schmidt, Elijah	2-6	0-1	2-2	3	4	7	2	6	4	2	0	1	29			
20	Hale, Colin	2-5	1-2	0-0	0	1	1	1	5	1	2	0	0	18			
21	Gray, Tre	0-2	0-0	0-0	0	1	1	1	0	0	0	0	0	6			
24	Bradley, Jamell	0-0	0-0	0-0	0	0	0	1	0	0	0	0	0				
Team					3	3	6										
Totals		26-61	7-14	4-6	10	18	28	21	63	19	14	1	6	200			

FG % 1st Half: 12-27 44.4% 2nd half: 14-34 41.2% Game: 26-61 42.8%  
3FG % 1st Half: 5-7 71.4% 2nd half: 2-7 28.6% Game: 7-14 50.0%  
FT % 1st Half: 2-4 50.0% 2nd half: 2-2 100.0% Game: 4-6 66.7%

Ole Miss 85 • 6-5

#	Player	Total			3-Ptr			Rebounds			PF	TP	A	TO	Blk	Stl	Min
		FG-FGA	FG-FGA	FT-FTA	FG-FGA	FG-FGA	FT-FTA	Off	Def	Tot							
50	Furmanavicius, Justas	5-8	5-8	0-0	3	3	6	2	15	2	1	2	1	28			
13	Olejniczak, Dominik	6-7	0-0	3-4	0	1	1	2	15	1	1	3	2	24			
00	Shuler, Devontae	2-7	2-4	0-0													

BOX SCORES



Official Basketball Box Score -- Game Totals -- Final Statistics  
 South Carolina vs Ole Miss  
 12/31/17 5:05 p.m. at Oxford, Miss.



Official Basketball Box Score -- Game Totals -- Final Statistics  
 Ole Miss vs Georgia  
 01/03/18 6:30 PM ET at Stegeman Coliseum -- Athens, Ga.



South Carolina 69 • 9-4, 0-1 SEC

#	Player	Total			3-Ptr			Rebounds			PF	TP	A	TO	Blk	Stl	Min
		FG-FGA	FG-FGA	FT-FTA	FG-FGA	FG-FGA	FT-FTA	Off	Def	Tot							
10	MINAYA, Justin	f	2-3	0-1	0-0	1	3	4	4	4	3	1	1	0	14		
21	KOTSAR, Maik	f	0-7	0-1	2-3	0	4	4	3	2	2	4	1	0	31		
30	SILVA, Chris	f	5-11	0-0	11-14	6	7	13	4	21	1	1	2	0	30		
05	BOOKER, Frank	g	7-13	6-10	1-2	0	1	1	2	21	2	0	0	0	34		
15	MYERS, Wesley	g	1-7	0-1	1-3	1	1	2	4	3	5	4	0	0	30		
00	BEATTY, David	g	4-10	1-4	0-1	0	6	6	3	9	2	3	0	2	33		
12	GUEYE, Khadim	g	0-0	0-0	0-0	0	0	0	0	0	0	0	0	0	4		
13	HAASE, Felipe	g	3-7	1-3	2-3	1	5	6	1	9	1	1	0	0	24		
Team						5	2	7									
Totals			22-58	8-20	17-26	14	29	43	21	69	16	14	4	2	200		

FG % 1st Half: 10-28 35.7% 2nd half: 12-30 40.0% Game: 22-58 37.9% Deadball Rebounds 4.1  
 3FG % 1st Half: 2-6 33.3% 2nd half: 6-14 42.9% Game: 8-20 40.0%  
 FT % 1st Half: 8-13 61.5% 2nd half: 9-13 69.2% Game: 17-26 65.4%

Ole Miss 74 • 8-5, 1-0 SEC

#	Player	Total			3-Ptr			Rebounds			PF	TP	A	TO	Blk	Stl	Min
		FG-FGA	FG-FGA	FT-FTA	FG-FGA	FG-FGA	FT-FTA	Off	Def	Tot							
50	Furmanavicius,Justas	f	1-3	0-0	3-4	0	1	1	1	5	0	0	0	1	19		
13	Olejniczak, Dominik	c	0-0	0-0	0-0	0	2	2	4	0	0	1	2	0	13		
00	Shuler, Devontae	g	2-7	2-5	0-0	0	1	1	0	6	1	0	0	1	20		
01	Burnett, Deandre	g	3-12	3-7	9-14	0	1	1	18	6	1	0	1	33			
05	Crawford, Markel	g	5-10	3-6	4-4	0	2	2	3	17	1	1	0	30			
02	Hymon, Marcanvis	g	3-4	0-0	1-1	2	2	4	2	7	1	0	2	22			
03	Davis, Terence	g	1-4	0-2	2-2	0	5	5	4	4	3	1	2	19			
04	Tyree, Breein	g	1-5	0-1	5-6	0	4	4	3	7	2	1	0	18			
12	Stevens, Bruce	g	4-4	0-0	2-2	0	4	4	4	10	0	0	2	1	26		
Team						2	4	6									
Totals			20-49	8-21	26-33	4	26	30	23	74	15	8	7	9	200		

FG % 1st Half: 10-28 35.7% 2nd half: 10-21 47.6% Game: 20-49 40.8% Deadball Rebounds 2.1  
 3FG % 1st Half: 5-14 35.7% 2nd half: 3-7 42.9% Game: 8-21 38.1%  
 FT % 1st Half: 6-10 60.0% 2nd half: 20-23 87.0% Game: 26-33 78.8%

Officials: Doug Shows, Patrick Evans, Vladimir Voyard-Tadal  
 Technical fouls: South Carolina-None. Ole Miss-Davis, Terence.  
 Attendance: 5849

Score by periods	1st	2nd	Total
South Carolina	30	39	69
Ole Miss	31	43	74

	In	Off	2nd	Fast	Bench
Points	Paint	T/O	Chance	Break	
SC	22	7	11	7	18
OM	20	16	2	4	28

Last FG - SC 2nd-03:43, OM 2nd-05:05.  
 Largest lead - SC by 9 1st-11:55, OM by 6 2nd-06:23.  
 SC led for 22:29, OM led for 13:53. Game was tied for 03:32.  
 Score tied - 8 times.  
 Lead changed - 11 times.



Official Basketball Box Score -- Game Totals -- Final Statistics  
 Mississippi State vs Ole Miss  
 1/6/18 3:31 p.m. at Oxford, Miss.



Official Basketball Box Score -- Game Totals -- Final Statistics  
 Ole Miss vs Auburn  
 01/09/18 8:00 pm at Auburn, Ala. (Auburn Arena)



Mississippi State 58 • 13-2, 1-1 SEC

#	Player	Total			3-Ptr			Rebounds			PF	TP	A	TO	Blk	Stl	Min
		FG-FGA	FG-FGA	FT-FTA	FG-FGA	FG-FGA	FT-FTA	Off	Def	Tot							
24	Abdu Ado	f	2-5	0-0	1-2	3	1	4	4	5	0	0	1	1	17		
35	Aric Holman	f	3-6	2-4	1-2	0	5	5	0	9	3	1	2	0	32		
00	Nick Weatherspoon	g	3-10	0-3	3-6	0	2	2	3	9	0	1	0	0	22		
11	Q Weatherspoon	g	3-12	0-2	1-2	1	2	3	2	7	3	5	0	0	30		
23	Tyson Carter	g	2-5	0-3	1-2	0	1	1	1	5	2	0	0	0	15		
01	Lamar Peters	g	3-10	1-4	0-1	1	3	4	7	3	2	1	1	24			
02	Eli Wright	g	2-4	1-2	0-0	3	5	8	2	5	1	2	0	0	21		
03	Xavian Stapleton	g	2-9	1-5	2-2	2	7	9	3	7	1	3	0	1	26		
22	KeyShawn Feazell	g	0-0	0-0	0-0	0	0	0	0	0	0	0	0	0	0		
45	E.J. Datcher	g	2-2	0-0	0-0	1	1	2	2	4	0	0	0	1	13		
Team						2	5	7									
Totals			22-63	5-23	9-17	13	32	45	21	58	13	14	4	4	200		

FG % 1st Half: 13-33 39.4% 2nd half: 9-30 30.0% Game: 22-63 34.9% Deadball Rebounds 5  
 3FG % 1st Half: 5-10 50.0% 2nd half: 0-13 0.0% Game: 5-23 21.7%  
 FT % 1st Half: 3-7 42.9% 2nd half: 6-10 60.0% Game: 9-17 52.9%

Ole Miss 64 • 9-6, 2-1 SEC

#	Player	Total			3-Ptr			Rebounds			PF	TP	A	TO	Blk	Stl	Min
		FG-FGA	FG-FGA	FT-FTA	FG-FGA	FG-FGA	FT-FTA	Off	Def	Tot							
02	Hymon, Marcanvis	f	0-3	0-0	0-0	1	4	5	4	0	0	0	0	0	17		
12	Stevens, Bruce	f	2-5	1-2	2-2	2	3	5	1	7	2	0	1	0	26		
00	Shuler, Devontae	g	4-8	1-5	1-2	0	1	1	1	10	1	1	0	3	24		
03	Davis, Terence	g	1-13	0-8	0-2	0	5	5	0	2	0	1	1	0	21		
04	Tyree, Breein	g	6-12	2-4	2-4	0	2	2	3	16	2	2	0	1	25		
01	Burnett, Deandre	g	6-10	3-4	6-8	1	4	5	2	21	3	2	0	0	32		
05	Crawford, Markel	g	1-4	0-2	4-4	0	4	4	0	6	2	0	1	0	28		
13	Olejniczak, Dominik	g	1-3	0-0	0-0	3	2	5	3	2	0	1	1	2	14		
50	Furmanavicius, Justas	g	0-4	0-3	0-0	0	2	2	0	0	0	0	1	0	13		
Team						4	3	7									
Totals			21-62	7-28	15-22	11	30	41	14	64	10	7	5	6	200		

FG % 1st Half: 9-31 29.0% 2nd half: 12-31 38.7% Game: 21-62 33.9% Deadball Rebounds 5.1  
 3FG % 1st Half: 3-15 20.0% 2nd half: 4-13 30.8% Game: 7-28 25.0%  
 FT % 1st Half: 7-10 70.0% 2nd half: 8-12 66.7% Game: 15-22 68.2%

Officials: Tony Greene, Owen Shortt, Jason Baker  
 Technical fouls: Mississippi State-None. Ole Miss-Hymon, Marcanvis.  
 Attendance: 8564

Score by periods	1st	2nd	Total
Mississippi State	34	24	58
Ole Miss	28	36	64

	In	Off	2nd	Fast	Bench
Points	Paint	T/O	Chance	Break	
MS	30	7	11	4	23
OM	24	14	15	8	29

Last FG - MS 2nd-00:41, OM 2nd-00:15.  
 Largest lead - MS by 13 1st-03:25, OM by 6 2nd-00:01.  
 MS led for 31:52, OM led for 06:15. Game was tied for 01:53.  
 Score tied - 4 times.  
 Lead changed - 9 times.

Ole Miss 60 • 8-6, 1-1

#	Player	Total			3-Ptr			Rebounds			PF	TP	A	TO	Blk	Stl	Min
		FG-FGA	FG-FGA	FT-FTA	FG-FGA	FG-FGA	FT-FTA	Off	Def	Tot							
50	Furmanavicius,Justas	f	1-3	1-1	0-0	3	2	5	3	3	0	0	2	0	21		
13	Olejniczak, Dominik	c	3-5	0-0	0-0	2	5	7	3	6	0	1	0	0	24		
00	Shuler, Devontae	g	5-11	1-5	0-0	1	2	3	1	11	1	1	0	4	22		
01	Burnett, Deandre	g	2-7	0-3	0-0	0	2	2	2	4	3	3	0	0	21		
05	Crawford, Markel	g	2-9	1-5	4-5	1	5	6	3	9	1	1	0	0	31		
02	Hymon, Marcanvis	g	1-4	0-0	0-0	3	2	5	3	2	0	0	0	0	16		
03	Davis, Terence	g	2-11	0-6	0-0	0	3	3	2	4	1	0	0	0	20		
04	Tyree, Breein	g	7-15	3-4	0-0	1	2	3	1	17	0	2	0	2	26		
12	Stevens, Bruce	g	2-5	0-2	0-1	2	1	3	5	4	0	2	1	0	19		
Team						5	0	5									
Totals			25-70	6-26	4-6	18	24	42	23	60	6	10	3	6	200		

FG % 1st Half: 13-34 38.2% 2nd half: 12-36 33.3% Game: 25-70 35.7% Deadball Rebounds 0  
 3FG % 1st Half: 4-13 30.8% 2nd half: 2-13 15.4% Game: 6-26 23.1%  
 FT % 1st Half: 1-2 50.0% 2nd half: 3-4 75.0% Game: 4-6 66.7%

Georgia 71 • 10-3, 1-1

#	Player	Total			3-Ptr			Rebounds			PF	TP	A	TO	Blk	Stl	Min
		FG-FGA	FG-FGA	FT-FTA	FG-FGA	FG-FGA	FT-FTA	Off	Def	Tot							
01	MATEN, Yante	f	5-13	0-2	5-7	5	2	7	3	15	1	3	2	0	35		
13	WILBRIDGE, E'Torrian	f	1-3	0-2	1-1	0	1	1	0	3	2	1	0	0	15		
20	HAMMONDS, Rayshaun	f	0-2	0-0	0-0	0	2	2	5	0	0	0	1	8			
34																	

BOX SCORES



Official Basketball Box Score -- Game Totals -- Final Statistics  
Florida vs Ole Miss  
1/13/18 12:07 p.m. at Oxford, Miss.



Official Basketball Box Score -- Game Totals -- Final Statistics  
Ole Miss vs Texas A&M  
01/16/18 8:00 PM at Reed Arena (College Station, TX)



Florida 72 • 12-5, 4-1 SEC

#	Player	Total			3-Ptr			Rebounds			PF	TP	A	TO	Blk	Stl	Min
		FG-FGA	FG-FGA	FT-FTA	FG-FGA	FG-FGA	FT-FTA	Off	Def	Tot							
25	Stone, Keith	f	4-10	2-4	13-18	4	4	8	5	23	2	4	0	1	35		
13	Hayes, Kevarrius	c	2-2	0-0	0-0	0	1	1	3	4	0	0	1	0	15		
04	Koulechov, Egor	g	4-15	3-7	0-0	2	9	11	1	11	3	0	0	3	38		
05	Allen, KeVaughn	g	2-9	1-6	0-0	2	1	3	2	5	3	3	0	1	29		
11	Chiozza, Chris	g	3-10	1-5	0-0	0	6	6	1	7	4	2	0	3	37		
00	Okauru, Mike	g	3-6	2-4	1-2	0	1	1	0	9	1	0	0	0	15		
03	Hudson, Jalen	g	4-7	1-3	2-2	0	3	3	5	11	1	1	1	0	19		
12	Gak, Gorjok	g	1-1	0-0	0-0	1	1	2	2	2	0	0	2	0	11		
21	Bassett, Dontay	g	0-1	0-0	0-0	0	0	0	1	0	0	0	0	0	1		
Team						0	0	0									
Totals			23-61	10-29	16-22	9	26	35	20	72	14	10	4	8	200		
FG % 1st Half:		11-31	35.5%	2nd half:	12-30	40.0%	Game:		23-61	37.7%	Deadball						
3FG % 1st Half:		5-15	33.3%	2nd half:	5-14	35.7%	Game:		10-29	34.5%	Rebounds						
FT % 1st Half:		4-6	66.7%	2nd half:	12-16	75.0%	Game:		16-22	72.7%	1						

Ole Miss 78 • 10-7, 3-2 SEC

#	Player	Total			3-Ptr			Rebounds			PF	TP	A	TO	Blk	Stl	Min
		FG-FGA	FG-FGA	FT-FTA	FG-FGA	FG-FGA	FT-FTA	Off	Def	Tot							
12	Stevens, Bruce	f	8-13	1-3	5-6	3	3	6	3	22	1	1	0	2	25		
13	Olejniczak, Dominik	c	1-2	0-0	0-0	0	1	1	1	2	0	2	0	0	10		
01	Burnett, Deandre	g	5-8	3-4	7-8	0	2	2	0	20	6	2	0	0	35		
04	Tyree, Breein	g	0-6	0-2	3-4	0	3	3	4	3	4	1	1	1	24		
05	Crawford, Markel	g	7-12	1-2	2-2	0	4	4	1	17	1	3	0	0	37		
00	Shuler, Devontae	g	0-3	0-2	0-0	1	2	3	1	0	1	1	0	0	17		
02	Hymon, Marcanvis	g	2-3	0-0	2-2	3	6	9	1	6	0	0	0	1	22		
03	Davis, Terence	g	2-11	1-5	3-4	1	7	8	3	8	4	1	2	0	23		
50	Furmanavicius, Justas	g	0-0	0-0	0-0	0	0	0	1	0	0	0	0	0	7		
Team						2	6	8									
Totals			25-58	6-18	22-26	10	34	44	15	78	17	11	3	4	200		
FG % 1st Half:		10-33	30.3%	2nd half:	15-25	60.0%	Game:		25-58	43.1%	Deadball						
3FG % 1st Half:		2-10	20.0%	2nd half:	4-8	50.0%	Game:		6-18	33.3%	Rebounds						
FT % 1st Half:		9-10	90.0%	2nd half:	13-16	81.3%	Game:		22-26	84.6%	1						

Officials: Doug Shows, Patrick Evans, John Hampton  
Technical fouls: Florida-None. Ole Miss-None.  
Attendance: 6457

Score by periods	1st	2nd	Total
Florida	31	41	72
Ole Miss	31	47	78

	In	Off	2nd	Fast	Bench
Points	Paint	T/O	Chance	Break	
UF	22	5	11	10	22
OM	32	15	8	0	14

Last FG - UF 2nd-00:06, OM 2nd-01:28.  
Largest lead - UF by 8 2nd-12:53, OM by 7 2nd-00:40.  
UF led for 22:13, OM led for 12:12. Game was tied for 05:35.

Score tied - 13 times.  
Lead changed - 11 times.



Official Basketball Box Score -- Game Totals -- Final Statistics  
Ole Miss vs Arkansas  
01/20/18 2:30 p.m. at Fayetteville, Ark. (Bud Walton Arena)



Official Basketball Box Score -- Game Totals -- Final Statistics  
Alabama vs Ole Miss  
1/23/18 7:35 p.m. at Oxford, Miss.



Ole Miss 93 • 10-9, 3-4 SEC

#	Player	Total			3-Ptr			Rebounds			PF	TP	A	TO	Blk	Stl	Min
		FG-FGA	FG-FGA	FT-FTA	FG-FGA	FG-FGA	FT-FTA	Off	Def	Tot							
02	Hymon, Marcanvis	f	2-2	0-0	1-2	3	5	8	2	5	1	5	0	0	21		
12	Stevens, Bruce	f	5-9	1-3	4-4	3	1	4	5	15	3	2	0	0	28		
01	Burnett, Deandre	g	3-12	2-6	7-8	1	1	2	2	15	2	3	0	0	26		
03	Davis, Terence	g	10-15	5-8	5-6	1	4	5	4	30	0	0	1	1	34		
04	Tyree, Breein	g	5-8	3-6	3-5	0	1	1	3	16	5	0	0	0	25		
00	Shuler, Devontae	g	1-4	0-3	2-2	0	1	1	4	4	3	2	0	2	17		
05	Crawford, Markel	g	1-6	0-2	0-0	0	2	2	0	2	3	0	0	0	29		
13	Olejniczak, Dominik	g	2-3	0-0	2-2	2	2	4	3	6	0	0	1	0	11		
50	Furmanavicius, Justas	g	0-1	0-1	0-0	0	0	0	1	0	0	1	1	1	9		
Team						2	1	3									
Totals			29-60	11-29	24-29	12	18	30	24	93	17	13	3	7	200		
FG % 1st Half:		13-28	46.4%	2nd half:	16-32	50.0%	Game:		29-60	48.3%	Deadball						
3FG % 1st Half:		4-12	33.3%	2nd half:	7-17	41.2%	Game:		11-29	37.9%	Rebounds						
FT % 1st Half:		8-10	80.0%	2nd half:	16-19	84.2%	Game:		24-29	82.8%	2.1						

Arkansas 97 • 13-6, 3-4 SEC

#	Player	Total			3-Ptr			Rebounds			PF	TP	A	TO	Blk	Stl	Min
		FG-FGA	FG-FGA	FT-FTA	FG-FGA	FG-FGA	FT-FTA	Off	Def	Tot							
02	BAILEY, ADRIO	f	1-1	0-0	0-2	0	0	0	4	2	2	0	1	1	23		
10	GAFFORD, DANIEL	f	6-11	0-0	3-4	3	6	9	4	15	0	2	3	3	28		
20	HALL, DARIOUS	f	1-2	1-1	8-8	2	1	3	4	11	0	2	0	0	13		
00	BARFORD, JAYLEN	g	8-11	3-4	4-7	1	4	5	3	23	4	3	0	3	34		
01	BEARD, ANTON	g	2-8	1-4	2-2	0	2	2	7	5	1	0	2	0	30		
01	THOMPSON, TREY	g	1-1	0-0	0-0	0	4	4	2	2	0	0	0	0	12		
04	MACON, DARYL	g	3-8	3-8	11-12	0	0	0	2	20	6	2	0	0	29		
05	COOK, ARLANDO	g	3-4	0-0	0-0	1	2	3	0	6	1	1	0	0	16		
23	JONES, CJ	g	4-7	3-5	0-0	0	2	2	0	11	0	2	0	0	15		
Team						1	0	1									
Totals			29-53	11-22	28-35	8	21	29	21	97	18	14	4	9	200		
FG % 1st Half:		16-27	59.3%	2nd half:	13-26	50.0%	Game:		29-53	54.7%	Deadball						
3FG % 1st Half:		8-13	61.5%	2nd half:	3-9	33.3%	Game:		11-22	50.0%	Rebounds						
FT % 1st Half:		10-13	76.9%	2nd half:	18-22	81.8%	Game:		28-35	80.0%	4.1						

Officials: Doug Shows, Garrick Shannon, Steven Anderson  
Technical fouls: Ole Miss-Tyree, Breein. Arkansas-None.  
Attendance: 18030  
Fouled Out: Ole Miss, #12, Stevens (2:05, 2H)

Score by periods	1st	2nd	Total
Ole Miss	38	55	93
Arkansas	50	47	97

Last FG - OM 2nd-00:12, AR 2nd-04:04.  
Largest lead - OM by 2 1st-14:42, AR by 16 1st-01:58.  
OM led for 00:21, AR led for 39:09. Game was tied for 00:30.

Score tied - 1 time.  
Lead changed - 2 times.

Ole Miss 69 • 10-8; 3-3 SEC

#	Player	Total			3-Ptr			Rebounds			PF	TP	A	TO	Blk	Stl	Min
		FG-FGA	FG-FGA	FT-FTA	FG-FGA	FG-FGA	FT-FTA	Off	Def	Tot							
01	Burnett, Deandre	*	3-10	1-6	0-0	0	2	2	0	2	0	7	8	0	0	35	
04	Tyree, Breein	*	4-7	1-2	2-2	2	3	5	3	11	0	4	0	1	25		
05	Crawford, Markel	*	0-1	0-0	4-5	0	0	0	2	4	0	2	0	1	24		
12	Stevens, Bruce	*	9-15	0-3	2-4	4	5	9	2	20	3	0	0	0	33		
13	Olejniczak, Dominik	*	1-3	0-0	0-0	1	1	2	4	2	0	1	2	0	19		
00	Shuler, Devontae		2-4	1-3	0-0	1	1	2	0	5	1	0	0	0	13		
02	Hymon, Marcanvis		3-4	0-0	0-0	0	1	1	3	6	0	0	0	0	22		
03	Davis, Terence		5-14	2-7	0-0	3	4	7	1	12	6	2	0	1	24		
50	Furmanavicius, Justas		0-1	0-0	2-2	0	0	0	2	0	2	0	0	0	5		
Team						2	4	6									
Totals			27-59	5-21	10-13	13	21	34	15	69	19	9	2	3	200		
FG % 1st Half:		13-25	52.0%	2nd half:	14-34	41.2%	Game:		27-59	45.8%	Deadball						
3FG % 1st Half:		4-8	50.0%	2nd half:	2-13	15.4%	Game:		5-21	23.8%	Rebounds						

BOX SCORES



Official Basketball Box Score -- Game Totals -- Final Statistics
Ole Miss vs Texas
01/27/18 1:05 P.M. at Austin, TX (Frank Erwin Center)



Ole Miss 72 • 11-10

Table with columns: #, Player, Total FG-FGA, 3-Ptr FG-FGA, FT-FTA, Rebounds Off Def Tot, PF, TP, A TO Blk Stl, Min. Includes team totals and shooting percentages.

Texas 85 • 14-7

Table with columns: #, Player, Total FG-FGA, 3-Ptr FG-FGA, FT-FTA, Rebounds Off Def Tot, PF, TP, A TO Blk Stl, Min. Includes team totals and shooting percentages.

Officials: Rick Crawford, Keith Kimble, Job Hartness
Technical fouls: Ole Miss-None. Texas-None.
Attendance: 10913

Score by periods table with columns: 1st, 2nd, Total. Rows for Ole Miss and Texas.

Points in game table with columns: In, Off, 2nd, Fast, Bench. Rows for OM and UT.

Last FG - OM 2nd-00:42, UT 2nd-00:58.
Largest lead - OM by 3 1st-10:37, UT by 18 2nd-09:26.
OM led for 02:05. UT led for 33:10. Game was tied for 04:45.

Score tied - 4 times.
Lead changed - 4 times.



Official Basketball Box Score -- Game Totals -- Final Statistics
Ole Miss vs Tennessee
02/03/18 6:02 p.m. at Knoxville, Tenn. (Thompson-Boling Arena)



Ole Miss 61 • 11-12, 4-6 SEC

Table with columns: #, Player, Total FG-FGA, 3-Ptr FG-FGA, FT-FTA, Rebounds Off Def Tot, PF, TP, A TO Blk Stl, Min. Includes team totals and shooting percentages.

Tennessee 94 • 17-5, 7-3 SEC

Table with columns: #, Player, Total FG-FGA, 3-Ptr FG-FGA, FT-FTA, Rebounds Off Def Tot, PF, TP, A TO Blk Stl, Min. Includes team totals and shooting percentages.

Officials: Tony Greene, Mike Nance, Brian Shea
Technical fouls: Ole Miss-None. Tennessee-None.
Attendance: 18316

Score by periods table with columns: 1st, 2nd, Total. Rows for Ole Miss and Tennessee.



Official Basketball Box Score -- Game Totals -- Final Statistics
Auburn vs Ole Miss
1/30/18 8:05 p.m. at Oxford, Miss.



Auburn 79 • 20-2, 8-1 SEC

Table with columns: #, Player, Total FG-FGA, 3-Ptr FG-FGA, FT-FTA, Rebounds Off Def Tot, PF, TP, A TO Blk Stl, Min. Includes team totals and shooting percentages.

Ole Miss 70 • 11-11, 4-5 SEC

Table with columns: #, Player, Total FG-FGA, 3-Ptr FG-FGA, FT-FTA, Rebounds Off Def Tot, PF, TP, A TO Blk Stl, Min. Includes team totals and shooting percentages.

Officials: Lee Cassell, Kipp Kissing, William Covington
Technical fouls: Auburn-None. Ole Miss-None.
Attendance: 8043

Score by periods table with columns: 1st, 2nd, Total. Rows for Auburn and Ole Miss.

Points in game table with columns: In, Off, 2nd, Fast, Bench. Rows for AU and OM.

Last FG - AU 2nd-02:12, OM 2nd-00:20.
Largest lead - AU by 15 2nd-04:14, OM by 6 1st-11:10.
AU led for 29:11. OM led for 08:07. Game was tied for 02:42.

Score tied - 2 times.
Lead changed - 3 times.



Official Basketball Box Score -- Game Totals -- Final Statistics
Missouri vs Ole Miss
2/6/18 8:05 p.m. at Oxford Miss. (The Pavilion at Ole Miss)



Missouri 75 • 16-8, 6-5 SEC

Table with columns: #, Player, Total FG-FGA, 3-Ptr FG-FGA, FT-FTA, Rebounds Off Def Tot, PF, TP, A TO Blk Stl, Min. Includes team totals and shooting percentages.

Ole Miss 69 • 11-13, 4-7 SEC

Table with columns: #, Player, Total FG-FGA, 3-Ptr FG-FGA, FT-FTA, Rebounds Off Def Tot, PF, TP, A TO Blk Stl, Min. Includes team totals and shooting percentages.

Officials: Joe Lindsay, Patrick Evans, Brent Hampton
Technical fouls: Missouri-None. Ole Miss-None.
Attendance: 6204

Score by periods table with columns: 1st, 2nd, Total. Rows for Missouri and Ole Miss.

Points in game table with columns: In, Off, 2nd, Fast, Bench. Rows for MIZ and OM.

Last FG - MIZ 2nd-02:49, OM 2nd-00:20.
Largest lead - MIZ by 12 1st-02:11, OM by 11 1st-15:18.
MIZ led for 23:50. OM led for 11:58. Game was tied for 04:12.

Score tied - 8 times.
Lead changed - 5 times.



BOX SCORES



Official Basketball Box Score -- Game Totals -- Final Statistics
Ole Miss vs LSU
02/10/18 3:05 PM at Maravich Center (Baton Rouge, La.)



Official Basketball Box Score -- Game Totals -- Final Statistics
Arkansas vs Ole Miss
2/13/18 6 p.m. at Oxford, Miss. (The Pavilion at Ole Miss)



Ole Miss 66 • 11-14 (4-8)

Table with columns: #, Player, FG-FGA, 3-Ptr, FT-FTA, Rebounds, PF, TP, A TO Blk Stl, Min. Includes player stats for Stevens, Bruce, Shuler, Devontae, etc.

FG % 1st Half: 15-33 45.5% 2nd half: 8-29 27.6% Game: 23-62 37.1%
3FG % 1st Half: 4-14 28.6% 2nd half: 2-15 13.3% Game: 6-29 20.7%
FT % 1st Half: 3-5 60.0% 2nd half: 11-15 73.3% Game: 14-20 70.0%

LSU 82 • 14-10 (5-7)

Table with columns: #, Player, FG-FGA, 3-Ptr, FT-FTA, Rebounds, PF, TP, A TO Blk Stl, Min. Includes player stats for Duop Reath, Aaron Epps, etc.

FG % 1st Half: 13-27 48.1% 2nd half: 16-31 51.6% Game: 29-58 50.0%
3FG % 1st Half: 3-11 27.3% 2nd half: 3-12 25.0% Game: 6-23 26.1%
FT % 1st Half: 8-13 61.5% 2nd half: 10-11 90.9% Game: 18-24 75.0%

Officials: Olandis Poole, John Hampton, Bart Lenox
Technical fouls: Ole Miss-Crawford,Markel. LSU-None.
Attendance: 8545

Score by periods table with columns: 1st, 2nd, Total. Shows scores for Ole Miss and LSU.

Arkansas 75 • 18-8, 7-6 SEC

Table with columns: #, Player, FG-FGA, 3-Ptr, FT-FTA, Rebounds, PF, TP, A TO Blk Stl, Min. Includes player stats for Gafford, Daniel, Thomas, Dustin, etc.

FG % 1st Half: 11-32 34.4% 2nd half: 15-30 50.0% Game: 26-62 41.9%
3FG % 1st Half: 4-14 28.6% 2nd half: 3-9 33.3% Game: 7-23 30.4%
FT % 1st Half: 8-12 66.7% 2nd half: 8-15 53.3% Game: 16-27 59.3%

Ole Miss 64 • 11-15, 4-9 SEC

Table with columns: #, Player, FG-FGA, 3-Ptr, FT-FTA, Rebounds, PF, TP, A TO Blk Stl, Min. Includes player stats for Hymon, Marcanvis, Stevens, Bruce, etc.

FG % 1st Half: 5-29 17.2% 2nd half: 13-33 39.4% Game: 18-62 29.0%
3FG % 1st Half: 2-12 16.7% 2nd half: 6-13 46.2% Game: 8-25 32.0%
FT % 1st Half: 11-17 64.7% 2nd half: 9-14 64.3% Game: 20-31 64.5%

Officials: Ron Groover, Mike Nance, Vladimir Voyard-Tadal
Technical fouls: Arkansas-None. Ole Miss-None.
Attendance: 6023

Score by periods table with columns: 1st, 2nd, Total. Shows scores for Arkansas and Ole Miss.

Points in Paint, Off T/O, 2nd Chance, Fast Break, Bench. Shows statistical breakdown for Arkansas and Ole Miss.

Last FG - AR 2nd-01:43, OM 2nd-00:20.
Largest lead - AR by 18 2nd-03:00, OM by 6 1st-17:59.
AR led for 26:51, OM led for 12:41. Game was tied for 00:28.



Official Basketball Box Score -- Game Totals -- Final Statistics
Ole Miss vs Mississippi State
02-17-18 7:30 p.m. at Starkville, Miss. (Humphrey Coliseum)



Official Basketball Box Score -- Game Totals -- Final Statistics
Ole Miss vs Missouri
2-20-18 8:05 PM at Columbia, Mo. (Mizzou Arena)



Ole Miss 62 • 11-16, 4-10

Table with columns: #, Player, FG-FGA, 3-Ptr, FT-FTA, Rebounds, PF, TP, A TO Blk Stl, Min. Includes player stats for Hymon, Marcanvis, Stevens, Bruce, etc.

FG % 1st Half: 9-33 27.3% 2nd half: 14-23 60.9% Game: 23-56 41.1%
3FG % 1st Half: 2-13 15.4% 2nd half: 5-10 50.0% Game: 7-23 30.4%
FT % 1st Half: 3-4 75.0% 2nd half: 6-7 85.7% Game: 9-11 81.8%

Mississippi State 79 • 19-8, 7-7

Table with columns: #, Player, FG-FGA, 3-Ptr, FT-FTA, Rebounds, PF, TP, A TO Blk Stl, Min. Includes player stats for Abdul Ado, Aric Holman, etc.

FG % 1st Half: 16-29 55.2% 2nd half: 15-26 57.7% Game: 31-55 56.4%
3FG % 1st Half: 8-13 61.5% 2nd half: 4-10 40.0% Game: 12-23 52.2%
FT % 1st Half: 4-8 50.0% 2nd half: 1-3 33.3% Game: 5-11 45.5%

Officials: Doug Shows, Jason Baker, Gerald Williams
Technical fouls: Ole Miss-None. Mississippi State-None.
Attendance: 9002

Score by periods table with columns: 1st, 2nd, Total. Shows scores for Ole Miss and Mississippi State.

Ole Miss 90 • 12-16, 5-10

Table with columns: #, Player, FG-FGA, 3-Ptr, FT-FTA, Rebounds, PF, TP, A TO Blk Stl, Min. Includes player stats for Hymon, Marcanvis, Davis, Terence, etc.

FG % 1st Half: 18-41 43.9% 2nd half: 14-32 43.8% OT: 1-5 20.0% Game: 33-78 42.3%
3FG % 1st Half: 6-13 46.2% 2nd half: 3-10 30.0% OT: 0-1 0.0% Game: 9-24 37.5%
FT % 1st Half: 0-0 0.0% 2nd half: 11-12 91.7% OT: 4-4 100.0% Game: 15-16 93.8%

Missouri 87 • 18-10, 8-7

Table with columns: #, Player, FG-FGA, 3-Ptr, FT-FTA, Rebounds, PF, TP, A TO Blk Stl, Min. Includes player stats for ROBERTSON, Kassius, BARNETT, Jordan, etc.

FG % 1st Half: 13-29 44.8% 2nd half: 14-24 58.3% OT: 0-8 0.0% Game: 27-61 44.3%
3FG % 1st Half: 6-13 46.2% 2nd half: 8-12 66.7% OT: 0-4 0.0% Game: 13-33 39.4%
FT % 1st Half: 4-5 80.0% 2nd half: 13-18 72.2% OT: 3-8 37.5% Game: 20-31 64.5%

Officials: Don Daily, Michael Stephens, Pat Driscoll
Technical fouls: Ole Miss-None. Missouri-None.
Attendance: 15061

Score by periods table with columns: 1st, 2nd, OT, Total. Shows scores for Ole Miss and Missouri.

BOX SCORES



Official Basketball Box Score -- Game Totals -- Final Statistics  
 Tennessee vs Ole Miss  
 2/24/18 12:01 p.m. at Oxford, Miss. (The Pavilion at Ole Miss)



Tennessee 73 • 21-7, 11-5 SEC

##	Player	Total			3-Ptr			Rebounds			PF	TP	A	TO	Blk	Stl	Min
		FG-FGA	FG-FGA	FT-FTA	FG-FGA	FG-FGA	FT-FTA	Off	Def	Tot							
02	Williams, Grant	f	3-10	0-1	0-0	2	3	5	4	6	1	1	3	0	0	20	
05	Schofield, Admiral	f	9-14	2-4	5-7	3	4	7	2	25	3	4	0	0	35		
11	Alexander, Kyle	f	0-1	0-0	0-0	1	3	4	2	0	0	0	0	0	15		
00	Bone, Jordan	g	2-5	0-1	2-2	0	4	4	3	6	8	4	0	1	31		
23	Bowden, Jordan	g	5-13	3-6	2-2	1	3	4	4	15	1	3	0	2	29		
01	Turner, Lamonte	g	3-11	3-7	4-4	0	3	3	0	13	3	1	0	0	28		
03	Daniel, James	g	0-1	0-0	0-0	0	1	1	0	0	0	0	0	0	6		
13	Johnson, Jalen	g	0-0	0-0	0-0	0	0	0	0	0	0	0	0	0	2		
15	Walker, Derrick	g	2-5	0-0	1-4	1	6	7	2	5	1	0	0	1	22		
32	Darrington, Chris	g	0-2	0-0	0-0	0	0	0	1	0	2	0	0	0	6		
35	Pons, Yves	g	1-2	1-1	0-0	0	0	0	1	3	1	0	0	0	6		
Team						2	6	8									
Totals			25-64	9-20	14-19	10	33	43	19	73	20	13	3	4	200		

FG % 1st Half:	15-32	46.9%	2nd half:	10-32	31.3%	Game:	25-64	39.1%	Deadball
3FG % 1st Half:	6-11	54.5%	2nd half:	3-9	33.3%	Game:	9-20	45.0%	Rebounds
FT % 1st Half:	5-7	71.4%	2nd half:	9-12	75.0%	Game:	14-19	73.7%	2

Ole Miss 65 • 12-17, 5-11 SEC

##	Player	Total			3-Ptr			Rebounds			PF	TP	A	TO	Blk	Stl	Min
		FG-FGA	FG-FGA	FT-FTA	FG-FGA	FG-FGA	FT-FTA	Off	Def	Tot							
02	Hymon, Marcanvis	f	2-3	0-0	0-0	4	1	5	3	4	3	0	2	2	23		
12	Stevens, Bruce	f	4-10	0-1	6-8	2	5	7	1	14	1	2	0	0	26		
03	Davis, Terence	g	4-14	1-7	4-6	3	3	6	4	13	0	2	0	0	29		
04	Tyree, Brein	g	7-16	0-6	3-4	0	4	4	1	17	1	1	0	2	27		
05	Crawford, Markel	g	1-7	0-2	0-1	1	8	9	4	2	2	3	0	2	34		
00	Shuler, Devontae	g	1-3	0-1	0-0	2	2	4	0	2	0	0	1	0	17		
01	Burnett, Deandre	g	3-12	0-6	5-7	0	2	2	0	11	0	2	0	1	21		
13	Olejniczak, Dominik	g	1-3	0-0	0-0	1	1	2	2	2	0	1	0	0	10		
50	Furmanavicius, Justas	g	0-0	0-0	0-0	0	1	1	2	0	0	0	1	0	13		
Team						3	4	7									
Totals			23-68	1-23	18-26	16	31	47	17	65	7	11	4	7	200		

FG % 1st Half:	9-36	25.0%	2nd half:	14-32	43.8%	Game:	23-68	33.8%	Deadball
3FG % 1st Half:	0-13	0.0%	2nd half:	1-10	10.0%	Game:	1-23	4.3%	Rebounds
FT % 1st Half:	8-11	72.7%	2nd half:	10-15	66.7%	Game:	18-26	69.2%	4.1

Officials: Olandis Poole, John Hampton, Garrick Shannon  
 Technical fouls: Tennessee-None. Ole Miss-None.  
 Attendance: 8149

Score by periods	1st	2nd	Total
Tennessee	41	32	73
Ole Miss	26	39	65

Points	In	Off	2nd	Fast	Bench
UT	28	7	8	6	21
OM	40	16	13	12	15



**#24 LANE BELOW**

6-1 • 185 • SR • G

Hometown: Advance, Mo.  
Last School: Three Rivers C.C.

**Below Facts**

- Earned a scholarship in January after previously joining the team as a walk-on
- Known as the funniest guy on the team
- Played in four games last season, his first as a Rebel

**2017-18 GAME-BY-GAME STATISTICS**

Date	Opponent	Min	FG	3-pt	FT	Pts	Rebs	A	TO	B	S
11-10	<b>Louisiana</b>	<b>DNP</b>									
11-13	<b>Eastern Kentucky</b>	<b>DNP</b>									
11-17	<b>Georgia State</b>	<b>DNP</b>									
11-20	Utah	DNP									
11-22	Rice	DNP									
11-28	<b>South Dakota State</b>	<b>DNP</b>									
12-2	<b>Virginia Tech</b>	<b>DNP</b>									
12-9	Middle Tennessee	DNP									
12-13	<b>Sam Houston State</b>	<b>DNP</b>									
12-16	<b>Illinois State</b>	<b>DNP</b>									
12-19	<b>Texas A&amp;M-CC</b>	<b>DNP</b>									
12-22	<b>Bradley</b>	<b>1</b>	<b>0-0</b>	<b>0-0</b>	<b>0-0</b>	<b>0</b>	<b>0</b>	<b>0</b>	<b>0</b>	<b>0</b>	<b>0</b>
12-31	<b>South Carolina</b>	<b>DNP</b>									
1-3	Georgia	DNP									
1-6	<b>Mississippi State</b>	<b>DNP</b>									
1-9	Auburn	DNP									
1-13	<b>Florida</b>	<b>DNP</b>									
1-16	Texas A&M	DNP									
1-20	Arkansas	DNP									
1-23	<b>Alabama</b>	<b>DNP</b>									
1-27	Texas	DNP									
1-30	<b>Auburn</b>	<b>DNP</b>									
2-3	Tennessee	DNP									
2-6	<b>Missouri</b>	<b>DNP</b>									
2-10	LSU	DNP									
2-13	<b>Arkansas</b>	<b>DNP</b>									
2-17	Mississippi State	DNP									
2-20	Missouri	DNP									
2-24	<b>Tennessee</b>	<b>DNP</b>									
<b>TOTALS</b>		<b>1</b>	<b>0-0</b>	<b>0-0</b>	<b>0-0</b>	<b>0</b>	<b>0</b>	<b>0</b>	<b>0</b>	<b>0</b>	<b>0</b>

\* Indicates start  
Home game in bold

**CAREER HIGHS**

- POINTS
- THREE-POINTERS
- REBOUNDS
- ASSISTS
- FIELD GOALS
- STEALS
- FREE THROWS
- BLOCKS

**CAREER STATISTICS**

YEAR	G-GS	MIN/AVG	FG-FGA	PCT	3P-3PA	PCT	FT-FTA	PCT	REB-AVG	A	TO	B	S	PTS/AVG
2016-17	4-0	6/1.5	1-2	.500	0-0	.000	0-0	.000	0-0	0	0	0	0	2/0.5
2017-18	1-0	1/1.0	0-0	.000	0-0	.000	0-0	.000	0-0	0	0	0	0	0/0
<b>TOTAL</b>	<b>5-0</b>	<b>6/1.2</b>	<b>1-2</b>	<b>.500</b>	<b>0-0</b>	<b>.000</b>	<b>0-0</b>	<b>.000</b>	<b>0-0</b>	<b>0</b>	<b>0</b>	<b>0</b>	<b>0</b>	<b>2/0.4</b>



**#1 DEANDRE BURNETT**

6-2 • 192 • SR • G

Hometown: Miami, Fla.  
Last School: Miami (Fla.)

**Burnett Facts**

- Nickname is “Dre”
- 1,136 career points (941 at Ole Miss, 195 at Miami)
- First Team Preseason All-SEC (Coaches), Second Team Preseason All-SEC (Media)
- On pace to rank 5th in Ole Miss history in career free throw percentage
- Brother is Minnesota Vikings running back Dalvin Cook

**2017-18 GAME-BY-GAME STATISTICS**

Date	Opponent	Min	FG	3-pt	FT	Pts	Rebs	A	TO	B	S	
11-10	Louisiana	26	6-9	0-2	5-6	17	0	3	1	0	0	
11-13	Eastern Kentucky	23	4-8	4-5	5-6	17	1	0	1	0	0	
11-17	Georgia State	24	0-6	0-4	7-9	7	1	6	1	0	0	
11-20	Utah	26	7-11	5-6	2-2	21	4	1	3	0	1	
11-22	Rice*	32	6-12	3-9	3-4	18	5	8	1	0	1	
11-28	South Dakota State*	38	5-12	2-5	7-9	19	1	6	0	0	0	
12-2	Virginia Tech*	34	4-14	1-5	2-2	11	0	7	1	0	1	
12-9	Middle Tennessee	28	1-7	1-3	6-6	9	0	4	2	0	0	
12-13	Sam Houston State	22	4-8	1-4	3-4	12	4	6	4	0	0	
12-16	Illinois State	30	5-14	2-9	7-7	19	1	7	1	0	1	
12-19	Texas A&M-CC*	24	2-6	1-4	8-9	13	3	8	4	0	0	
12-22	Bradley*	26	3-4	2-2	2-2	10	3	2	1	0	1	
12-31	South Carolina*	33	3-12	3-7	9-14	18	1	6	1	0	1	
1-3	Georgia*	21	2-7	0-3	0-0	4	2	3	3	0	0	
1-6	Mississippi State*	32	6-10	3-4	6-8	21	5	3	2	0	0	
1-9	Auburn	DNP										
1-13	Florida*	35	5-8	3-4	7-8	20	2	6	2	0	0	
1-16	Texas A&M*	35	3-10	1-6	0-0	7	2	8	0	0	0	
1-20	Arkansas*	28	3-12	2-6	7-8	15	2	2	3	0	0	
1-23	Alabama*	32	7-11	4-5	6-7	24	4	3	1	0	2	
1-27	Texas*	37	6-12	3-7	6-6	21	3	1	3	0	0	
1-30	Auburn*	36	5-14	1-5	5-6	16	4	5	6	0	2	
2-3	Tennessee*	26	2-13	1-7	2-3	7	2	2	3	0	1	
2-6	Missouri*	32	2-9	1-4	0-2	5	1	5	2	0	0	
2-10	LSU*	30	5-9	2-6	4-7	16	3	1	5	0	3	
2-13	Arkansas*	31	6-15	3-6	9-12	24	2	3	1	0	0	
2-17	Mississippi State	27	3-8	1-4	6-6	13	0	2	2	0	1	
2-20	Missouri	27	1-10	1-3	0-0	3	2	4	2	0	1	
2-24	Tennessee	21	3-12	0-6	5-7	11	2	0	2	0	1	
<b>TOTALS</b>			816	109-283	51-141	129-160	398	60	112	58	0	17

\* Indicates start  
Home game in bold

**CAREER HIGHS**

- POINTS**  
41 vs. Oral Roberts (11/18/16)
- REBOUNDS**  
5, 3x, MR: vs. MSU (1/6/18)
- FIELD GOALS**  
12 vs. Oral Roberts (11/18/16)
- FREE THROWS**  
14 vs. Murray State (12/15/16)
- THREE-POINTERS**  
9 vs. Oral Roberts (11/18/16)
- ASSISTS**  
8, 3x, MR: at Texas A&M (1/16/18)
- STEALS**  
4 vs. Mississippi State (1/31/17)
- BLOCKS**  
2, 2x, MR: at Arkansas (2/18/17)

**CAREER STATISTICS**

YEAR	G-GS	MIN/AVG	FG-FGA	PCT	3P-3PA	PCT	FT-FTA	PCT	REB-AVG	A	TO	B	S	PTS/AVG
2016-17	33-27	990/30.0	139-391	.355	73-194	.376	192-218	.881	70-2.1	104	94	6	34	543/16.5
2017-18	28-17	816/29.1	109-283	.385	51-141	.362	129-160	.806	60-2.1	112	58	0	17	398/14.2
<b>TOTAL</b>	<b>61-44</b>	<b>1809/29.6</b>	<b>248-674</b>	<b>.368</b>	<b>124-335</b>	<b>.370</b>	<b>321-378</b>	<b>.849</b>	<b>130-2.1</b>	<b>216</b>	<b>152</b>	<b>6</b>	<b>51</b>	<b>941/15.4</b>



**#5 MARKEL CRAWFORD**

6-4 • 210 • GR • G

Hometown: Memphis, Tenn.  
Last School: Memphis

**Crawford Facts**

- In his first season as a Rebel, leads the team in minutes played
- 1,037 career points
- Graduate transfer from Memphis, pursuing his master's degree in criminal justice
- Averaged 12.8 ppg at Memphis and led the team with 42 three-pointers last season

**2017-18 GAME-BY-GAME STATISTICS**

Date	Opponent	Min	FG	3-pt	FT	Pts	Rebs	A	TO	B	S
11-10	Louisiana*	31	2-8	1-3	4-6	9	9	2	1	0	1
11-13	Eastern Kentucky*	26	4-7	0-1	2-4	10	2	5	2	1	2
11-17	Georgia State*	30	3-7	0-3	9-10	15	4	1	2	0	1
11-20	Utah*	31	1-6	0-3	2-4	4	2	3	0	0	5
11-22	Rice*	29	3-9	1-5	0-0	7	2	3	2	0	0
11-28	South Dakota State	34	7-11	2-4	3-3	19	2	0	2	0	0
12-2	Virginia Tech*	39	5-10	2-3	1-3	13	4	0	0	0	0
12-9	Middle Tennessee*	31	1-6	0-3	5-7	7	4	2	2	0	0
12-13	Sam Houston State*	31	6-11	4-8	0-1	16	4	3	0	1	1
12-16	Illinois State*	32	2-8	0-3	1-2	5	5	3	0	2	0
12-19	Texas A&M-CC	20	2-5	1-3	0-0	5	2	1	0	0	2
12-22	Bradley*	32	6-15	2-8	2-2	16	4	5	1	1	2
12-31	South Carolina*	30	5-10	3-6	4-4	17	2	1	1	0	3
1-3	Georgia*	31	2-9	1-5	4-5	9	6	1	1	0	0
1-6	Mississippi State*	28	1-4	0-2	4-4	6	4	2	0	1	0
1-9	Auburn	30	2-10	1-4	1-3	6	7	1	2	0	0
1-13	Florida*	37	7-12	1-2	2-2	17	4	1	3	0	0
1-16	Texas A&M*	24	0-1	0-0	4-5	4	0	0	2	0	1
1-20	Arkansas	29	1-6	0-2	0-0	2	2	3	0	0	3
1-23	Alabama	28	6-9	2-4	1-2	15	2	4	0	0	2
1-27	Texas	24	2-6	2-4	0-0	6	8	2	3	0	0
1-30	Auburn*	33	4-12	1-5	2-2	11	4	4	0	0	0
2-3	Tennessee	22	2-3	1-2	0-0	5	1	1	1	0	1
2-6	Missouri*	32	5-11	0-2	1-1	11	3	6	0	0	5
2-10	LSU*	20	0-4	0-3	4-4	4	3	0	0	0	0
2-13	Arkansas*	39	4-9	2-5	7-9	17	5	2	1	0	1
2-17	Mississippi State*	34	3-5	1-3	0-0	7	9	0	2	0	0
2-20	Missouri*	39	4-9	1-3	2-2	11	5	2	0	0	2
2-24	Tennessee*	34	1-7	0-2	0-1	2	9	2	3	0	2
<b>TOTALS</b>		880	91-230	29-101	65-86	276	118	60	31	6	34

\* Indicates start  
Home game in bold

**CAREER HIGHS**

<b>POINTS</b>	19 vs. South Dakota State (11/28/17)	<b>THREE-POINTERS</b>	4 vs. Sam Houston State (12/14/17)
<b>REBOUNDS</b>	9, 3x, MR vs. Tennessee (2/24/18)	<b>ASSISTS</b>	6 vs. Missouri (2/6/18)
<b>FIELD GOALS</b>	7, 2x, MR: vs. Florida (1/13/18)	<b>STEALS</b>	5, 2x, MR: vs. Missouri (2/6/18)
<b>FREE THROWS</b>	9 vs. Georgia State (11/17/17)	<b>BLOCKS</b>	2 vs. Illinois State (12/16/17)

**CAREER STATISTICS**

YEAR	G-GS	MIN/AVG	FG-FGA	PCT	3P-3PA	PCT	FT-FTA	PCT	REB-AVG	A	TO	B	S	PTS/AVG
<b>2017-18</b>	29-22	880/30.3	91-230	.396	29-101	.287	65-86	.756	118-4.1	60	31	6	34	276/9.5
<b>TOTAL</b>	<b>29-22</b>	<b>880/30.3</b>	<b>91-230</b>	<b>.396</b>	<b>29-101</b>	<b>.287</b>	<b>65-86</b>	<b>.756</b>	<b>118-4.1</b>	<b>60</b>	<b>31</b>	<b>6</b>	<b>34</b>	<b>276/9.5</b>



**#20 D.C. DAVIS**

5-11 • 175 • JR • G

Hometown: Purvis, Miss.  
Last School: Jones County JC

**Davis Facts**

- Earned All-MACJC second team honors last season at Jones County JC after averaging 15.9 ppg
- Played two seasons under current assistant coach Rahim Lockhart and was teammates at Jones with current Rebel Bruce Stevens
- Made 63 threes in 27 games, shooting 48 percent from the field last season

**2017-18 GAME-BY-GAME STATISTICS**

Date	Opponent	Min	FG	3-pt	FT	Pts	Rebs	A	TO	B	S
11-10	<b>Louisiana</b>	DNP									
11-13	<b>Eastern Kentucky</b>	DNP									
11-17	<b>Georgia State</b>	DNP									
11-20	Utah	DNP									
11-22	Rice	1	0-0	0-0	0-0	0	0	0	0	0	0
11-28	<b>South Dakota State</b>	DNP									
12-2	<b>Virginia Tech</b>	DNP									
12-9	Middle Tennessee	1	0-0	0-0	0-0	0	0	0	0	0	0
12-13	<b>Sam Houston State</b>	DNP									
12-16	<b>Illinois State</b>	DNP									
12-19	<b>Texas A&amp;M-CC*</b>	9	0-1	0-1	1-2	1	0	1	2	0	1
12-22	<b>Bradley</b>	DNP									
12-31	<b>South Carolina</b>	DNP									
1-3	Georgia	DNP									
1-6	<b>Mississippi State</b>	DNP									
1-9	Auburn	DNP									
1-13	<b>Florida</b>	DNP									
1-16	Texas A&M	DNP									
1-20	Arkansas	DNP									
1-23	<b>Alabama</b>	DNP									
1-27	Texas	3	0-0	0-0	1-2	1	1	0	0	0	0
1-30	<b>Auburn</b>	DNP									
2-3	Tennessee	2	1-1	1-1	0-0	3	0	0	0	0	0
2-6	<b>Missouri</b>	DNP									
2-10	LSU	DNP									
2-13	<b>Arkansas</b>	DNP									
2-17	Mississippi State	DNP									
2-20	Missouri	DNP									
2-24	<b>Tennessee</b>	DNP									
<b>TOTALS</b>		16	1-2	1-2	2-4	5	1	1	2	0	1

\* Indicates start  
Home game in bold

**CAREER HIGHS**

**POINTS**

3 at Tennessee (2/3/18)

**REBOUNDS**

1 at Texas (1/27/18)

**FIELD GOALS**

1 at Tennessee (2/3/18)

**FREE THROWS**

1, 2x, MR: at Texas (1/27/18)

**THREE-POINTERS**

1 at Tennessee (2/3/18)

**ASSISTS**

1 vs. Texas A&M-Corpus Christi (12/19/17)

**STEALS**

1 vs. Texas A&M-Corpus Christi (12/19/17)

**BLOCKS**

----

**CAREER STATISTICS**

YEAR	G-GS	MIN/AVG	FG-FGA	PCT	3P-3PA	PCT	FT-FTA	PCT	REB-AVG	A	TO	B	S	PTS/AVG
<b>2017-18</b>	5-1	16/3.2	1-2	.500	1-2	.500	2-4	.500	1-0.3	1	2	0	1	5/1.0
<b>TOTAL</b>	<b>5-1</b>	<b>16/3.2</b>	<b>1-2</b>	<b>.500</b>	<b>1-2</b>	<b>.500</b>	<b>2-4</b>	<b>.500</b>	<b>1-0.3</b>	<b>1</b>	<b>2</b>	<b>0</b>	<b>1</b>	<b>5/1.0</b>



**#3 TERENCE DAVIS**

6-4 • 201 • JR • G

Hometown: Southaven, Miss.  
High School: Southaven

**Davis Facts**

- Nickname is "TD"
- 12 career 20-point games and three career 30-point games
- 6 career double-doubles (leads team)
- Second team Preseason All-SEC (coaches, media)
- Went from averaging 1.8 ppg as a freshman to 14.9 ppg as a sophomore, the biggest increase in the SEC

**2017-18 GAME-BY-GAME STATISTICS**

Date	Opponent	Min	FG	3-pt	FT	Pts	Rebs	A	TO	B	S	
11-10	Louisiana*	27	6-13	2-6	7-10	21	7	4	4	1	1	
11-13	Eastern Kentucky	23	6-12	3-8	1-2	16	6	2	1	0	2	
11-17	Georgia State*	28	8-13	5-10	3-3	24	6	1	5	3	1	
11-20	Utah*	28	3-9	1-4	3-4	10	4	3	6	0	2	
11-22	Rice*	17	6-10	3-7	0-0	15	3	2	1	1	2	
11-28	South Dakota State*	28	10-19	2-7	0-1	22	9	4	5	0	1	
12-2	Virginia Tech*	31	6-17	4-11	1-2	17	7	5	1	2	0	
12-9	Middle Tennessee*	31	3-9	2-6	2-2	10	8	3	2	0	1	
12-13	Sam Houston State*	29	2-9	1-5	0-0	5	7	4	2	1	1	
12-16	Illinois State*	35	7-15	1-4	2-2	17	9	2	3	2	0	
12-19	Texas A&M-CC	21	4-7	3-6	0-0	11	5	2	5	3	0	
12-22	Bradley	26	9-14	6-8	1-2	25	1	1	2	0	2	
12-31	South Carolina	19	1-4	0-2	2-2	4	5	4	3	1	2	
1-3	Georgia	20	2-11	0-6	0-0	4	3	1	0	0	0	
1-6	Mississippi State*	21	1-13	0-8	0-2	2	5	0	1	1	0	
1-9	Auburn*	32	3-9	1-5	6-10	13	10	0	1	1	0	
1-13	Florida	23	2-11	1-5	3-4	8	8	4	1	2	0	
1-16	Texas A&M	24	5-14	2-7	0-0	12	7	6	2	0	1	
1-20	Arkansas*	34	10-15	5-8	5-6	30	5	0	0	1	1	
1-23	Alabama*	26	5-10	1-3	4-4	15	9	0	4	1	1	
1-27	Texas*	30	3-11	1-5	0-0	7	6	0	2	1	0	
1-30	Auburn*	18	3-6	0-1	5-5	11	4	0	3	1	1	
2-3	Tennessee*	26	5-16	3-6	0-2	13	9	1	3	1	0	
2-6	Missouri*	35	7-14	2-5	4-4	20	3	1	0	2	0	
2-10	LSU*	34	3-9	1-6	0-0	7	9	2	2	0	0	
2-13	Arkansas*	25	2-11	0-2	2-4	6	13	2	3	0	1	
2-17	Mississippi State*	23	2-10	1-5	1-1	6	2	3	2	0	2	
2-20	Missouri*	32	7-13	3-5	2-2	19	6	3	2	2	4	
2-24	Tennessee*	29	4-14	1-7	4-6	13	6	0	2	0	0	
<b>TOTALS</b>			775	135-338	55-168	58-80	383	182	60	68	27	26

\* Indicates start  
Home game in bold

**CAREER HIGHS**

- POINTS**  
33 vs. LSU (2/14/17)
- REBOUNDS**  
13 vs. Arkansas (2/13/18)
- FIELD GOALS**  
13 vs. LSU (2/14/17)
- FREE THROWS**  
8 at Vanderbilt (2/4/17)
- THREE-POINTERS**  
6, 2x, MR: vs. Bradley (12/22/17)
- ASSISTS**  
6 at Texas A&M (1/16/18)
- STEALS**  
4 at Missouri (2/20/18)
- BLOCKS**  
3, 4x, MR: vs. Texas A&M-Corpus Christi (12/19/17)

**CAREER STATISTICS**

YEAR	G-GS	MIN/AVG	FG-FGA	PCT	3P-3PA	PCT	FT-FTA	PCT	REB-AVG	A	TO	B	S	PTS/AVG
2015-16	20-0	131/6.6	13-30	.433	3-11	.273	7-19	.368	18-0.9	6	5	2	7	36/1.8
2016-17	36-27	911/25.3	200-415	.482	49-147	.333	86-119	.723	190-5.3	63	74	18	50	535/14.9
2017-18	29-22	775/26.7	135-338	.399	55-168	.327	58-80	.725	182-6.3	60	68	27	26	383/13.2
<b>TOTAL</b>	<b>85-49</b>	<b>1817/21.4</b>	<b>348-783</b>	<b>.444</b>	<b>107-326</b>	<b>.328</b>	<b>151-218</b>	<b>.683</b>	<b>390-4.6</b>	<b>129</b>	<b>147</b>	<b>47</b>	<b>83</b>	<b>954/11.2</b>



**#50 JUSTAS FURMANAVICIUS**

6-7 • 210 • SR • F

Hometown: Kaunas, Lithuania  
Last School: Three Rivers C.C.

**Furmanavicius Facts**

- Has played in every game since arriving on campus (65 games)
- Started 17 games last year in his first season as a Rebel
- Spent two seasons at Three Rivers C.C.

**2017-18 GAME-BY-GAME STATISTICS**

Date	Opponent	Min	FG	3-pt	FT	Pts	Rebs	A	TO	B	S
11-10	<b>Louisiana</b>	10	<b>0-0</b>	<b>0-0</b>	<b>0-0</b>	0	1	0	0	3	0
11-13	<b>Eastern Kentucky</b>	18	<b>1-1</b>	<b>0-0</b>	<b>2-2</b>	4	2	0	0	0	1
11-17	<b>Georgia State</b>	11	<b>0-0</b>	<b>0-0</b>	<b>0-0</b>	0	2	0	1	0	0
11-20	Utah	19	3-4	0-1	1-2	7	3	0	2	1	0
11-22	Rice	23	4-4	1-1	0-0	9	3	0	0	0	2
11-28	<b>South Dakota State*</b>	11	<b>0-1</b>	<b>0-1</b>	<b>1-2</b>	1	1	0	0	0	0
12-2	<b>Virginia Tech*</b>	18	<b>0-1</b>	<b>0-1</b>	<b>2-2</b>	2	3	0	0	1	0
12-9	Middle Tennessee	15	1-1	0-0	0-0	2	4	0	1	1	0
12-13	<b>Sam Houston State</b>	22	<b>3-3</b>	<b>2-2</b>	<b>0-0</b>	8	7	0	1	1	1
12-16	<b>Illinois State</b>	25	<b>0-1</b>	<b>0-0</b>	<b>0-0</b>	0	3	0	1	1	1
12-19	<b>Texas A&amp;M-CC*</b>	28	<b>5-8</b>	<b>5-8</b>	<b>0-0</b>	15	6	2	1	2	1
12-22	<b>Bradley*</b>	33	<b>1-3</b>	<b>1-3</b>	<b>1-1</b>	4	8	2	2	2	1
12-31	<b>South Carolina*</b>	19	<b>1-3</b>	<b>0-0</b>	<b>3-4</b>	5	1	0	0	0	1
1-3	Georgia	21	1-3	1-1	0-0	3	5	0	0	2	0
1-6	<b>Mississippi State</b>	13	<b>0-4</b>	<b>0-3</b>	<b>0-0</b>	0	2	0	0	1	0
1-9	Auburn	16	0-3	0-2	0-0	0	2	1	1	1	1
1-13	<b>Florida</b>	7	<b>0-0</b>	<b>0-0</b>	<b>0-0</b>	0	0	0	0	0	0
1-16	Texas A&M	5	0-1	0-0	2-2	2	0	1	0	0	0
1-20	Arkansas	9	0-1	0-1	0-0	0	0	0	1	1	1
1-23	<b>Alabama</b>	9	<b>0-1</b>	<b>0-1</b>	<b>2-2</b>	2	1	0	0	0	0
1-27	Texas	17	1-4	0-0	0-0	2	4	1	0	0	0
1-30	<b>Auburn</b>	25	<b>1-2</b>	<b>1-1</b>	<b>1-2</b>	4	8	1	0	0	1
2-3	Tennessee*	23	1-2	0-0	4-4	6	4	1	2	0	0
2-6	<b>Missouri</b>	17	<b>1-1</b>	<b>1-1</b>	<b>0-0</b>	3	2	0	0	1	1
2-10	LSU	17	2-4	1-2	0-0	5	5	0	0	0	1
2-13	<b>Arkansas</b>	20	<b>0-4</b>	<b>0-4</b>	<b>0-2</b>	0	5	0	0	0	1
2-17	Mississippi State	18	1-5	1-2	0-0	3	5	1	1	0	0
2-20	Missouri	21	3-5	1-2	0-0	7	2	2	0	1	0
2-24	<b>Tennessee</b>	13	<b>0-0</b>	<b>0-0</b>	<b>0-0</b>	0	1	0	0	1	0
<b>TOTALS</b>		503	30-70	15-37	19-25	94	90	12	14	20	14

\* Indicates start  
Home game in bold

**CAREER HIGHS**

- POINTS**  
15, 2x, MR: vs. Texas A&M-Corpus Christi (12/19/17)
- REBOUNDS**  
13 vs. UT Martin (11/11/16)
- FIELD GOALS**  
6 vs. South Alabama (12/22/16)
- FREE THROWS**  
10 vs. South Carolina (3/4/17)
- THREE-POINTERS**  
5 vs. Texas A&M-Corpus Christi (12/19/17)
- ASSISTS**  
4 vs. South Carolina (3/4/17)
- STEALS**  
4 vs. UT Martin (11/11/16)
- BLOCKS**  
4 vs. Montana (11/24/16)

**CAREER STATISTICS**

YEAR	G-GS	MIN/AVG	FG-FGA	PCT	3P-3PA	PCT	FT-FTA	PCT	REB-AVG	A	TO	B	S	PTS/AVG
<b>2016-17</b>	36-17	901/25.0	73-153	.477	8-31	.258	71-115	.617	180-5.0	38	37	38	26	225/6.3
<b>2017-18</b>	29-6	503/17.3	30-70	.429	15-37	.405	19-25	.760	90-3.1	12	14	20	14	94/3.2
<b>TOTAL</b>	<b>65-23</b>	<b>1404/21.6</b>	<b>103-223</b>	<b>.462</b>	<b>23-68</b>	<b>.338</b>	<b>90-140</b>	<b>.643</b>	<b>270-4.2</b>	<b>50</b>	<b>51</b>	<b>58</b>	<b>40</b>	<b>319/4.9</b>





#11 ERIC HORN

6-7 • 185 • SO • F

Hometown: Los Gatos, Calif.  
Last School: Cuesta College

**Horn Facts**

- Played in 27 games and made nine starts for Cuesta last year, averaging 2.8 points and 4.1 rebounds per game
- While at Leigh High School, finished his career ranked third in school history in scoring
- Traveled to China for service work and spent time playing basketball with the local children

2017-18 GAME-BY-GAME STATISTICS

Date	Opponent	Min	FG	3-pt	FT	Pts	Rebs	A	TO	B	S
11-10	<b>Louisiana</b>	<b>DNP</b>									
11-13	<b>Eastern Kentucky</b>	<b>DNP</b>									
11-17	<b>Georgia State</b>	<b>DNP</b>									
11-20	Utah	DNP									
11-22	Rice	DNP									
11-28	<b>South Dakota State</b>	<b>DNP</b>									
12-2	<b>Virginia Tech</b>	<b>DNP</b>									
12-9	Middle Tennessee	DNP									
12-13	<b>Sam Houston State</b>	<b>DNP</b>									
12-16	<b>Illinois State</b>	<b>DNP</b>									
12-19	<b>Texas A&amp;M-CC</b>	<b>DNP</b>									
12-22	<b>Bradley</b>	1	0-0	0-0	0-0	0	1	0	0	0	0
12-31	<b>South Carolina</b>	<b>DNP</b>									
1-3	Georgia	DNP									
1-6	<b>Mississippi State</b>	<b>DNP</b>									
1-9	Auburn	DNP									
1-13	<b>Florida</b>	<b>DNP</b>									
1-16	Texas A&M	DNP									
1-20	Arkansas	DNP									
1-23	<b>Alabama</b>	<b>DNP</b>									
1-27	Texas	DNP									
1-30	<b>Auburn</b>	<b>DNP</b>									
2-3	Tennessee	DNP									
2-6	<b>Missouri</b>	<b>DNP</b>									
2-10	LSU	DNP									
2-13	<b>Arkansas</b>	<b>DNP</b>									
2-17	Mississippi State	DNP									
2-20	Missouri	DNP									
2-24	<b>Tennessee</b>	<b>DNP</b>									
TOTALS		1	0-0	0-0	0-0	0	1	0	0	0	0

\* Indicates start  
Home game in bold

CAREER HIGHS

- POINTS
- THREE-POINTERS
- REBOUNDS  
1 vs. Bradley (12/22/17)
- ASSISTS
- FIELD GOALS
- STEALS
- FREE THROWS
- BLOCKS

CAREER STATISTICS

YEAR	G-GS	MIN/AVG	FG-FGA	PCT	3P-3PA	PCT	FT-FTA	PCT	REB-AVG	A	TO	B	S	PTS/AVG
2017-18	1-0	1/1.0	0-0	.000	0-0	.000	0-0	.000	1-1.0	0	0	0	0	0/0
TOTAL	1-0	1/1.0	0-0	.000	0-0	.000	0-0	.000	1-1.0	0	0	0	0	0/0



## #2 MARCANVIS HYMON

6-7 • 220 • SR • F

Hometown: Memphis, Tenn.  
High School: Whitehaven

### Hymon Facts

- Nickname is "KG"
- Ranks 10th in Ole Miss history in career blocks
- Only fourth-year Rebel on the team
- Three career double-doubles

### 2017-18 GAME-BY-GAME STATISTICS

Date	Opponent	Min	FG	3-pt	FT	Pts	Rebs	A	TO	B	S	
<b>11-10</b>	<b>Louisiana*</b>	<b>32</b>	<b>5-7</b>	<b>0-0</b>	<b>2-3</b>	<b>12</b>	<b>13</b>	<b>0</b>	<b>1</b>	<b>1</b>	<b>1</b>	
<b>11-13</b>	<b>Eastern Kentucky*</b>	<b>24</b>	<b>3-6</b>	<b>0-0</b>	<b>2-4</b>	<b>8</b>	<b>10</b>	<b>3</b>	<b>0</b>	<b>3</b>	<b>0</b>	
<b>11-17</b>	<b>Georgia State*</b>	<b>21</b>	<b>1-2</b>	<b>0-0</b>	<b>0-0</b>	<b>2</b>	<b>4</b>	<b>3</b>	<b>0</b>	<b>1</b>	<b>1</b>	
11-20	Utah*	23	1-2	0-0	0-0	2	4	0	1	0	0	
11-22	Rice*	24	3-5	0-0	1-4	7	9	0	1	3	1	
<b>11-28</b>	<b>South Dakota State*</b>	<b>28</b>	<b>3-4</b>	<b>0-0</b>	<b>0-2</b>	<b>6</b>	<b>11</b>	<b>5</b>	<b>0</b>	<b>2</b>	<b>3</b>	
<b>12-2</b>	<b>Virginia Tech*</b>	<b>21</b>	<b>2-2</b>	<b>0-0</b>	<b>1-3</b>	<b>5</b>	<b>3</b>	<b>0</b>	<b>2</b>	<b>2</b>	<b>0</b>	
12-9	Middle Tennessee*	31	6-6	0-0	0-0	12	3	1	2	2	1	
<b>12-13</b>	<b>Sam Houston State*</b>	<b>26</b>	<b>2-5</b>	<b>0-0</b>	<b>1-4</b>	<b>5</b>	<b>9</b>	<b>1</b>	<b>1</b>	<b>1</b>	<b>1</b>	
<b>12-16</b>	<b>Illinois State*</b>	<b>18</b>	<b>4-6</b>	<b>0-0</b>	<b>3-6</b>	<b>11</b>	<b>7</b>	<b>0</b>	<b>1</b>	<b>1</b>	<b>0</b>	
<b>12-19</b>	<b>Texas A&amp;M-CC</b>	<b>13</b>	<b>2-4</b>	<b>0-0</b>	<b>0-0</b>	<b>4</b>	<b>1</b>	<b>0</b>	<b>0</b>	<b>1</b>	<b>0</b>	
<b>12-22</b>	<b>Bradley</b>	<b>15</b>	<b>0-1</b>	<b>0-0</b>	<b>0-0</b>	<b>0</b>	<b>4</b>	<b>1</b>	<b>0</b>	<b>0</b>	<b>0</b>	
<b>12-31</b>	<b>South Carolina</b>	<b>22</b>	<b>3-4</b>	<b>0-0</b>	<b>1-1</b>	<b>7</b>	<b>4</b>	<b>1</b>	<b>0</b>	<b>2</b>	<b>0</b>	
1-3	Georgia	16	1-4	0-0	0-0	2	5	0	0	0	0	
<b>1-6</b>	<b>Mississippi State*</b>	<b>17</b>	<b>0-3</b>	<b>0-0</b>	<b>0-0</b>	<b>0</b>	<b>5</b>	<b>0</b>	<b>0</b>	<b>0</b>	<b>0</b>	
1-9	Auburn*	13	0-1	0-0	0-1	0	0	1	1	1	0	
<b>1-13</b>	<b>Florida</b>	<b>22</b>	<b>2-3</b>	<b>0-0</b>	<b>2-2</b>	<b>6</b>	<b>9</b>	<b>0</b>	<b>0</b>	<b>0</b>	<b>1</b>	
1-16	Texas A&M	22	3-4	0-0	0-0	6	1	0	0	0	0	
1-20	Arkansas*	21	2-2	0-0	1-2	5	8	1	5	0	0	
<b>1-23</b>	<b>Alabama*</b>	<b>21</b>	<b>3-5</b>	<b>0-0</b>	<b>2-3</b>	<b>8</b>	<b>3</b>	<b>0</b>	<b>0</b>	<b>0</b>	<b>0</b>	
1-27	Texas*	8	0-3	0-0	3-4	3	3	0	1	0	0	
<b>1-30</b>	<b>Auburn</b>	<b>15</b>	<b>2-3</b>	<b>0-0</b>	<b>0-0</b>	<b>4</b>	<b>1</b>	<b>0</b>	<b>0</b>	<b>1</b>	<b>0</b>	
2-3	Tennessee	21	0-0	0-0	0-0	0	5	0	0	0	0	
<b>2-6</b>	<b>Missouri*</b>	<b>18</b>	<b>1-3</b>	<b>0-0</b>	<b>0-0</b>	<b>2</b>	<b>5</b>	<b>0</b>	<b>1</b>	<b>0</b>	<b>1</b>	
2-10	LSU	8	0-3	0-0	0-1	0	1	0	0	0	0	
<b>2-13</b>	<b>Arkansas*</b>	<b>27</b>	<b>2-4</b>	<b>0-0</b>	<b>0-0</b>	<b>4</b>	<b>8</b>	<b>1</b>	<b>1</b>	<b>1</b>	<b>0</b>	
2-17	Mississippi State*	22	2-2	0-0	1-2	5	3	0	1	0	0	
2-20	Missouri*	21	2-5	0-0	0-0	4	6	3	2	0	1	
<b>2-24</b>	<b>Tennessee*</b>	<b>23</b>	<b>2-3</b>	<b>0-0</b>	<b>0-0</b>	<b>4</b>	<b>5</b>	<b>3</b>	<b>0</b>	<b>2</b>	<b>2</b>	
<b>TOTALS</b>			<b>594</b>	<b>57-102</b>	<b>0-0</b>	<b>20-42</b>	<b>134</b>	<b>150</b>	<b>24</b>	<b>21</b>	<b>24</b>	<b>13</b>

\* Indicates start

Home game in bold

### CAREER HIGHS

#### POINTS

20 vs. Towson (11/20/15)

#### REBOUNDS

14 at Southeast Missouri (12/12/15)

#### FIELD GOALS

10 vs. Towson (11/20/15)

#### FREE THROWS

4, 3x, MR: South Alabama (12/22/16)

#### THREE-POINTERS

#### ASSISTS

5 vs. South Dakota State (11/28/17)

#### STEALS

4 vs. Oral Roberts (11/18/16)

#### BLOCKS

4, 2x MR: vs. Memphis (12/3/16)

### CAREER STATISTICS

YEAR	G-GS	MIN/AVG	FG-FGA	PCT	3P-3PA	PCT	FT-FTA	PCT	REB-AVG	A	TO	B	S	PTS/AVG
<b>2014-15</b>	6-0	51/8.5	3-5	.600	0-0	.000	1-2	.500	7-1.2	3	4	2	2	7/1.2
<b>2015-16</b>	32-10	565/17.7	78-149	.523	0-0	.000	39-73	.534	166-5.2	15	21	29	22	195/6.1
<b>2016-17</b>	36-24	784/21.8	51-99	.515	0-0	.000	23-57	.404	180-5.0	20	40	40	26	125/3.5
<b>2017-18</b>	29-20	594/20.4	57-102	.559	0-0	.000	20-42	.476	150-5.2	24	21	24	13	134/4.6
<b>TOTAL</b>	<b>103-54</b>	<b>1994/19.4</b>	<b>189-355</b>	<b>.532</b>	<b>0-0</b>	<b>.000</b>	<b>83-174</b>	<b>.477</b>	<b>503-4.9</b>	<b>62</b>	<b>86</b>	<b>95</b>	<b>63</b>	<b>561/4.5</b>



**#10 ANTONIO MORGANO**

5-10 • 165 • R-FR • G

Hometown: Morgantown, W. Va.  
High School: Morgantown

**Morgano Facts**

- Redshirted last season
- Named honorable mention all-state as a high school senior
- Led Morgantown to a 27-0 record and Class AAA State Championship, the first state title in the school's 103-year history

**2017-18 GAME-BY-GAME STATISTICS**

Date	Opponent	Min	FG	3-pt	FT	Pts	Rebs	A	TO	B	S
<b>11-10</b>	<b>Louisiana</b>	<b>DNP</b>									
<b>11-13</b>	<b>Eastern Kentucky</b>	<b>DNP</b>									
<b>11-17</b>	<b>Georgia State</b>	<b>DNP</b>									
11-20	Utah	DNP									
11-22	Rice	DNP									
<b>11-28</b>	<b>South Dakota State</b>	<b>DNP</b>									
<b>12-2</b>	<b>Virginia Tech</b>	<b>DNP</b>									
12-9	Middle Tennessee	DNP									
<b>12-13</b>	<b>Sam Houston State</b>	<b>DNP</b>									
<b>12-16</b>	<b>Illinois State</b>	<b>DNP</b>									
<b>12-19</b>	<b>Texas A&amp;M-CC</b>	<b>DNP</b>									
<b>12-22</b>	<b>Bradley</b>	<b>1</b>	<b>0-0</b>	<b>0-0</b>	<b>0-0</b>	<b>0</b>	<b>0</b>	<b>0</b>	<b>1</b>	<b>0</b>	<b>0</b>
<b>12-31</b>	<b>South Carolina</b>	<b>DNP</b>									
1-3	Georgia	DNP									
<b>1-6</b>	<b>Mississippi State</b>	<b>DNP</b>									
1-9	Auburn	DNP									
<b>1-13</b>	<b>Florida</b>	<b>DNP</b>									
1-16	Texas A&M	DNP									
1-20	Arkansas	DNP									
<b>1-23</b>	<b>Alabama</b>	<b>DNP</b>									
1-27	Texas	DNP									
<b>1-30</b>	<b>Auburn</b>	<b>DNP</b>									
2-3	Tennessee	DNP									
<b>2-6</b>	<b>Missouri</b>	<b>DNP</b>									
2-10	LSU	DNP									
<b>2-13</b>	<b>Arkansas</b>	<b>DNP</b>									
2-17	Mississippi State	DNP									
2-20	Missouri	DNP									
<b>2-24</b>	<b>Tennessee</b>	<b>DNP</b>									
<b>TOTALS</b>		<b>1</b>	<b>0-0</b>	<b>0-0</b>	<b>0-0</b>	<b>0</b>	<b>0</b>	<b>0</b>	<b>1</b>	<b>0</b>	<b>0</b>

\* Indicates start  
Home game in bold

**CAREER HIGHS**

- POINTS
- THREE-POINTERS
- REBOUNDS
- ASSISTS
- FIELD GOALS
- STEALS
- FREE THROWS
- BLOCKS

**CAREER STATISTICS**

YEAR	G-GS	MIN/AVG	FG-FGA	PCT	3P-3PA	PCT	FT-FTA	PCT	REB-AVG	A	TO	B	S	PTS/AVG
<b>2017-18</b>	1-0	1/1.0	0-0	.000	0-0	.000	0-0	.000	0-0	0	1	0	0	0/0
<b>TOTAL</b>	<b>1-0</b>	<b>1/1.0</b>	<b>0-0</b>	<b>.000</b>	<b>0-0</b>	<b>.000</b>	<b>0-0</b>	<b>.000</b>	<b>0-0</b>	<b>0</b>	<b>1</b>	<b>0</b>	<b>0</b>	<b>0/0</b>



**#13 DOMINIK OLEJNICZAK**

7-0 • 255 • SO • C

Hometown: Torun, Poland  
Last School: Drake

**Olejniczak Facts**

- Redshirted last season after transferring from Drake where he averaged 6.5 points and 4.1 rebounds as a freshman

- Played for the Polish National Team at the FIBA U20 European Championships in the summer of 2016

- Not related to Dominic Olejniczak, president of the Green Bay Packers from 1958-82.

- Chose Ole Miss over Arizona, California and Colorado

**2017-18 GAME-BY-GAME STATISTICS**

Date	Opponent	Min	FG	3-pt	FT	Pts	Rebs	A	TO	B	S
11-10	Louisiana*	23	1-2	0-0	0-2	2	4	2	1	1	0
11-13	Eastern Kentucky*	22	3-5	0-0	0-0	6	3	2	2	0	1
11-17	Georgia State*	14	2-3	0-0	1-2	5	2	1	1	1	0
11-20	Utah*	16	0-1	0-0	2-2	2	3	0	2	0	0
11-22	Rice	8	1-2	0-0	0-0	2	0	0	1	0	0
11-28	South Dakota State	6	0-2	0-0	0-0	0	0	0	1	0	0
12-2	Virginia Tech	9	1-2	0-0	0-0	2	3	0	2	0	0
12-9	Middle Tennessee	9	1-3	0-0	0-0	2	0	1	0	0	0
12-13	Sam Houston State	10	3-3	0-0	0-0	6	4	1	0	0	0
12-16	Illinois State	3	0-0	0-0	1-2	1	0	0	0	0	0
12-19	Texas A&M-CC*	24	6-7	0-0	3-4	15	1	1	1	3	2
12-22	Bradley*	16	3-6	0-0	0-0	6	2	1	1	2	2
12-31	South Carolina*	13	0-0	0-0	0-0	0	2	0	1	2	0
1-3	Georgia*	24	3-5	0-0	0-0	6	7	0	1	0	0
1-6	Mississippi State	14	1-3	0-0	0-0	2	5	0	1	1	2
1-9	Auburn	30	5-7	0-0	0-0	10	10	0	1	1	3
1-13	Florida*	10	1-2	0-0	0-0	2	1	0	2	0	0
1-16	Texas A&M*	19	1-3	0-0	0-0	2	2	0	1	2	0
1-20	Arkansas	11	2-3	0-0	2-2	6	4	0	0	1	0
1-23	Alabama	12	0-1	0-0	1-2	1	3	0	0	0	0
1-27	Texas	27	7-13	0-0	2-3	16	6	2	0	1	1
1-30	Auburn	13	3-3	0-0	1-2	7	4	0	2	0	0
2-3	Tennessee*	15	0-2	0-0	2-2	2	1	0	2	0	0
2-6	Missouri	11	2-6	0-0	0-0	4	4	0	1	0	1
2-10	LSU	6	3-5	0-0	0-1	6	1	0	0	0	0
2-13	Arkansas	9	0-1	0-0	0-0	0	0	0	0	0	0
2-17	Mississippi State	4	0-2	0-0	0-0	0	0	0	0	1	0
2-20	Missouri	15	2-2	0-0	1-2	5	2	0	1	0	1
2-24	Tennessee	10	1-3	0-0	0-0	2	2	0	1	0	0
<b>TOTALS</b>		403	52-97	0-0	16-26	120	76	11	26	16	13

\* Indicates start  
Home game in bold

**CAREER HIGHS**

<b>POINTS</b> 16 at Texas (1/27/18)	<b>THREE-POINTERS</b>
<b>REBOUNDS</b> 10 at Auburn (1/9/18)	<b>ASSISTS</b> 2, 3x MR: at Texas (1/27/18)
<b>FIELD GOALS</b> 7 at Texas (1/27/18)	<b>STEALS</b> 3 at Auburn (1/9/18)
<b>FREE THROWS</b> 3 vs. Texas A&M-Corpus Christi (12/19/17)	<b>BLOCKS</b> 3 vs. Texas A&M-Corpus Christi (12/19/17)

**CAREER STATISTICS**

YEAR	G-GS	MIN/AVG	FG-FGA	PCT	3P-3PA	PCT	FT-FTA	PCT	REB-AVG	A	TO	B	S	PTS/AVG
<b>2017-18</b>	29-11	403/13.9	52-97	.536	0-0	.000	16-26	.615	76-2.6	11	26	16	13	120/4.1
<b>TOTAL</b>	<b>29-11</b>	<b>403/13.9</b>	<b>52-97</b>	<b>.536</b>	<b>0-0</b>	<b>.000</b>	<b>16-26</b>	<b>.615</b>	<b>76-2.6</b>	<b>11</b>	<b>26</b>	<b>16</b>	<b>13</b>	<b>120/4.1</b>



**#0 DEVONTAE SHULER**

6-2 • 192 • FR • G

Hometown: Irmo, S.C.  
High School: Oak Hill Academy

**Shuler Facts**

- 4-star guard rated the No. 100 player in the nation by 247 Sports and Scout.com
- Named the top shooting guard signee in the SEC by HoopsSeen.com
- Helped lead perennial powerhouse Oak Hill Academy to a national championship as a junior
- Chose Ole Miss over Miami (Fla.), Oklahoma State, South Carolina and USC

**2017-18 GAME-BY-GAME STATISTICS**

Date	Opponent	Min	FG	3-pt	FT	Pts	Rebs	A	TO	B	S
<b>11-10</b>	<b>Louisiana</b>	<b>16</b>	<b>5-7</b>	<b>3-6</b>	<b>0-0</b>	<b>14</b>	<b>2</b>	<b>3</b>	<b>2</b>	<b>0</b>	<b>0</b>
<b>11-13</b>	<b>Eastern Kentucky*</b>	<b>23</b>	<b>5-12</b>	<b>2-6</b>	<b>0-0</b>	<b>12</b>	<b>1</b>	<b>1</b>	<b>2</b>	<b>0</b>	<b>1</b>
<b>11-17</b>	<b>Georgia State</b>	<b>24</b>	<b>3-7</b>	<b>1-4</b>	<b>0-0</b>	<b>7</b>	<b>2</b>	<b>1</b>	<b>1</b>	<b>0</b>	<b>0</b>
11-20	Utah	17	4-9	0-3	1-1	9	1	0	0	0	4
11-22	Rice*	28	4-10	3-7	2-2	13	5	2	3	0	2
<b>11-28</b>	<b>South Dakota State</b>	<b>33</b>	<b>8-14</b>	<b>1-6</b>	<b>2-2</b>	<b>19</b>	<b>3</b>	<b>1</b>	<b>1</b>	<b>0</b>	<b>3</b>
<b>12-2</b>	<b>Virginia Tech</b>	<b>22</b>	<b>3-9</b>	<b>0-3</b>	<b>0-1</b>	<b>6</b>	<b>4</b>	<b>0</b>	<b>0</b>	<b>0</b>	<b>1</b>
12-9	Middle Tennessee	9	0-3	0-1	0-0	0	0	0	0	0	0
<b>12-13</b>	<b>Sam Houston State</b>	<b>19</b>	<b>4-9</b>	<b>2-6</b>	<b>4-4</b>	<b>14</b>	<b>1</b>	<b>2</b>	<b>1</b>	<b>0</b>	<b>0</b>
<b>12-16</b>	<b>Illinois State</b>	<b>19</b>	<b>1-5</b>	<b>1-3</b>	<b>0-0</b>	<b>3</b>	<b>1</b>	<b>3</b>	<b>1</b>	<b>0</b>	<b>3</b>
<b>12-19</b>	<b>Texas A&amp;M-CC*</b>	<b>25</b>	<b>2-7</b>	<b>2-4</b>	<b>0-0</b>	<b>6</b>	<b>6</b>	<b>2</b>	<b>2</b>	<b>1</b>	<b>2</b>
<b>12-22</b>	<b>Bradley*</b>	<b>16</b>	<b>2-8</b>	<b>1-5</b>	<b>0-0</b>	<b>5</b>	<b>6</b>	<b>1</b>	<b>1</b>	<b>0</b>	<b>1</b>
<b>12-31</b>	<b>South Carolina*</b>	<b>20</b>	<b>2-7</b>	<b>2-5</b>	<b>0-0</b>	<b>6</b>	<b>1</b>	<b>1</b>	<b>0</b>	<b>0</b>	<b>1</b>
1-3	Georgia*	22	5-11	1-5	0-0	11	3	1	1	0	4
<b>1-6</b>	<b>Mississippi State*</b>	<b>24</b>	<b>4-8</b>	<b>1-5</b>	<b>1-2</b>	<b>10</b>	<b>1</b>	<b>1</b>	<b>1</b>	<b>0</b>	<b>3</b>
1-9	Auburn*	29	2-12	0-5	1-3	5	8	1	3	0	0
<b>1-13</b>	<b>Florida</b>	<b>17</b>	<b>0-3</b>	<b>0-2</b>	<b>0-0</b>	<b>0</b>	<b>3</b>	<b>1</b>	<b>1</b>	<b>0</b>	<b>0</b>
1-16	Texas A&M	13	2-4	1-3	0-0	5	2	1	0	0	0
1-20	Arkansas	17	1-4	0-3	2-2	4	1	3	2	0	2
<b>1-23</b>	<b>Alabama</b>	<b>12</b>	<b>0-1</b>	<b>0-1</b>	<b>0-0</b>	<b>0</b>	<b>1</b>	<b>0</b>	<b>0</b>	<b>1</b>	<b>0</b>
1-27	Texas	25	2-7	1-2	0-0	5	3	0	1	0	1
<b>1-30</b>	<b>Auburn</b>	<b>25</b>	<b>5-14</b>	<b>1-5</b>	<b>0-1</b>	<b>11</b>	<b>8</b>	<b>0</b>	<b>1</b>	<b>0</b>	<b>2</b>
2-3	Tennessee	16	1-4	1-2	0-0	3	3	1	1	0	0
<b>2-6</b>	<b>Missouri</b>	<b>6</b>	<b>0-0</b>	<b>0-0</b>	<b>0-0</b>	<b>0</b>	<b>3</b>	<b>3</b>	<b>0</b>	<b>0</b>	<b>0</b>
2-10	LSU*	24	1-7	0-4	0-0	2	6	0	1	0	1
<b>2-13</b>	<b>Arkansas</b>	<b>11</b>	<b>1-3</b>	<b>1-3</b>	<b>0-0</b>	<b>3</b>	<b>1</b>	<b>1</b>	<b>0</b>	<b>0</b>	<b>0</b>
2-17	Mississippi State	12	1-4	0-2	0-0	2	2	0	0	0	0
2-20	Missouri	5	1-2	1-2	0-0	3	0	0	0	0	0
<b>2-24</b>	<b>Tennessee</b>	<b>17</b>	<b>1-3</b>	<b>0-1</b>	<b>0-0</b>	<b>2</b>	<b>4</b>	<b>0</b>	<b>0</b>	<b>1</b>	<b>0</b>
<b>TOTALS</b>		<b>546</b>	<b>70-194</b>	<b>27-104</b>	<b>13-18</b>	<b>180</b>	<b>82</b>	<b>29</b>	<b>25</b>	<b>3</b>	<b>31</b>

\* Indicates start  
Home game in bold

**CAREER HIGHS**

- POINTS**  
19 vs. South Dakota State (11/28/17)
- REBOUNDS**  
8, 2x, MR: vs. Auburn (1/30/18)
- FIELD GOALS**  
8 vs. South Dakota State (11/28/17)
- FREE THROWS**  
2, 3x MR: at Arkansas (1/20/18)
- THREE-POINTERS**  
3, 2x, MR: vs. Rice (11/22/17)
- ASSISTS**  
3, 3x, MR: vs. Missouri (2/6/18)
- STEALS**  
4, 2x, MR: at Georgia (1/2/18)
- BLOCKS**  
1, 3x MR vs. Tennessee (2/24/18)

**CAREER STATISTICS**

YEAR	G-GS	MIN/AVG	FG-FGA	PCT	3P-3PA	PCT	FT-FTA	PCT	REB-AVG	A	TO	B	S	PTS/AVG
<b>2017-18</b>	29-9	546/18.8	70-194	.361	27-104	.260	13-18	.722	82-2.8	29	25	3	31	180/6.2
<b>TOTAL</b>	<b>29-9</b>	<b>546/18.8</b>	<b>70-194</b>	<b>.361</b>	<b>27-104</b>	<b>.260</b>	<b>13-18</b>	<b>.722</b>	<b>82-2.8</b>	<b>29</b>	<b>25</b>	<b>3</b>	<b>31</b>	<b>180/6.2</b>



**#22 KARLIS SILINS**

6-11 • 245 • R-FR • F

Hometown: Riga, Latvia  
Last School: WEF Skola

**Silins Facts**

- Out indefinitely after undergoing knee surgery
- Played in eight games last season before missing the remainder of the season due to a torn ACL, earning a medical redshirt
- Was a member of the Latvian U18 National Team

**2017-18 GAME-BY-GAME STATISTICS**

Date	Opponent	Min	FG	3-pt	FT	Pts	Rebs	A	TO	B	S
11-10	<b>Louisiana</b>	<b>DNP</b>									
11-13	<b>Eastern Kentucky</b>	<b>DNP</b>									
11-17	<b>Georgia State</b>	<b>DNP</b>									
11-20	Utah	DNP									
11-22	Rice	DNP									
11-28	<b>South Dakota State</b>	<b>DNP</b>									
12-2	<b>Virginia Tech</b>	<b>DNP</b>									
12-9	Middle Tennessee	DNP									
12-13	<b>Sam Houston State</b>	<b>DNP</b>									
12-16	<b>Illinois State</b>	<b>DNP</b>									
12-19	<b>Texas A&amp;M-CC</b>	<b>DNP</b>									
12-22	<b>Bradley</b>	<b>DNP</b>									
12-31	<b>South Carolina</b>	<b>DNP</b>									
1-3	Georgia	DNP									
1-6	<b>Mississippi State</b>	<b>DNP</b>									
1-9	Auburn	DNP									
1-13	<b>Florida</b>	<b>DNP</b>									
1-16	Texas A&M	DNP									
1-20	Arkansas	DNP									
1-23	<b>Alabama</b>	<b>DNP</b>									
1-27	Texas	DNP									
1-30	<b>Auburn</b>	<b>DNP</b>									
2-3	Tennessee	DNP									
2-6	<b>Missouri</b>	<b>DNP</b>									
2-10	LSU	DNP									
2-13	<b>Arkansas</b>	<b>DNP</b>									
2-17	Mississippi State	DNP									
2-20	Missouri	DNP									
2-24	<b>Tennessee</b>	<b>DNP</b>									
TOTALS											

\* Indicates start  
Home game in bold

**CAREER HIGHS**

<b>POINTS</b>	<b>THREE-POINTERS</b>
<b>REBOUNDS</b>	<b>ASSISTS</b>
<b>FIELD GOALS</b>	<b>STEALS</b>
<b>FREE THROWS</b>	<b>BLOCKS</b>

**CAREER STATISTICS**

YEAR	G-GS	MIN/AVG	FG-FGA	PCT	3P-3PA	PCT	FT-FTA	PCT	REB-AVG	A	TO	B	S	PTS/AVG
<b>2016-17</b>	8-0	39/4.9	1-3	.333	0-0	.000	2-4	.500	5-0.6	0	2	1	1	4/0.5
<b>2017-18</b>	0-0	0/0	0-0	.000	0-0	.000	0-0	.000	0-0	0	0	0	0	0/0
<b>TOTAL</b>	<b>8-0</b>	<b>39/4.9</b>	<b>1-3</b>	<b>.333</b>	<b>0-0</b>	<b>.000</b>	<b>2-4</b>	<b>.500</b>	<b>5-0.6</b>	<b>0</b>	<b>2</b>	<b>1</b>	<b>1</b>	<b>4/0.5</b>



**#12 BRUCE STEVENS**

6-8 • 252 • JR • F

Hometown: Louin, Miss.  
Last School: Jones County JC

**Stevens Facts**

- Scored 27 points versus Illinois State, one of three 20-point games this season.
- No. 6 junior college player according to JUCORecruiting.com
- Earned NJCAA first team All-America honors as a sophomore, averaging 16.2 points and 11.6 rebounds per game

**2017-18 GAME-BY-GAME STATISTICS**

Date	Opponent	Min	FG	3-pt	FT	Pts	Rebs	A	TO	B	S	
11-10	<b>Louisiana</b>	16	<b>4-9</b>	<b>0-0</b>	<b>1-2</b>	<b>9</b>	<b>9</b>	<b>1</b>	<b>2</b>	<b>1</b>	<b>0</b>	
11-13	<b>Eastern Kentucky</b>	16	<b>1-4</b>	<b>0-1</b>	<b>3-4</b>	<b>5</b>	<b>4</b>	<b>1</b>	<b>0</b>	<b>0</b>	<b>0</b>	
11-17	<b>Georgia State</b>	22	<b>3-6</b>	<b>0-1</b>	<b>2-4</b>	<b>8</b>	<b>6</b>	<b>0</b>	<b>2</b>	<b>1</b>	<b>1</b>	
11-20	Utah	21	2-9	1-4	4-5	9	3	1	0	2	0	
11-22	Rice	18	1-2	0-0	3-4	5	5	0	2	0	1	
11-28	<b>South Dakota State</b>	22	<b>1-4</b>	<b>0-2</b>	<b>1-2</b>	<b>3</b>	<b>8</b>	<b>3</b>	<b>0</b>	<b>0</b>	<b>0</b>	
12-2	<b>Virginia Tech</b>	17	<b>2-4</b>	<b>0-2</b>	<b>3-6</b>	<b>7</b>	<b>6</b>	<b>0</b>	<b>2</b>	<b>1</b>	<b>0</b>	
12-9	Middle Tennessee*	25	5-8	0-0	0-0	10	4	0	1	0	1	
12-13	<b>Sam Houston State*</b>	17	<b>6-7</b>	<b>0-1</b>	<b>1-2</b>	<b>13</b>	<b>3</b>	<b>1</b>	<b>0</b>	<b>0</b>	<b>0</b>	
12-16	<b>Illinois State*</b>	32	<b>7-9</b>	<b>0-0</b>	<b>13-16</b>	<b>27</b>	<b>7</b>	<b>2</b>	<b>1</b>	<b>1</b>	<b>1</b>	
12-19	<b>Texas A&amp;M-CC</b>	16	<b>1-1</b>	<b>0-0</b>	<b>2-4</b>	<b>4</b>	<b>0</b>	<b>3</b>	<b>0</b>	<b>0</b>	<b>0</b>	
12-22	<b>Bradley</b>	15	<b>3-8</b>	<b>0-1</b>	<b>5-5</b>	<b>11</b>	<b>5</b>	<b>2</b>	<b>2</b>	<b>2</b>	<b>1</b>	
12-31	<b>South Carolina</b>	26	<b>4-4</b>	<b>0-0</b>	<b>2-2</b>	<b>10</b>	<b>4</b>	<b>0</b>	<b>0</b>	<b>2</b>	<b>1</b>	
1-3	Georgia	19	2-5	0-2	0-1	4	3	0	2	1	0	
1-6	<b>Mississippi State*</b>	26	<b>2-5</b>	<b>1-2</b>	<b>2-2</b>	<b>7</b>	<b>5</b>	<b>2</b>	<b>0</b>	<b>1</b>	<b>0</b>	
1-9	Auburn*	12	3-5	2-3	4-4	12	1	0	0	0	0	
1-13	<b>Florida*</b>	25	<b>8-13</b>	<b>1-3</b>	<b>5-6</b>	<b>22</b>	<b>6</b>	<b>1</b>	<b>1</b>	<b>0</b>	<b>2</b>	
1-16	Texas A&M*	33	9-15	0-3	2-4	20	9	3	0	0	0	
1-20	Arkansas*	26	5-9	1-3	4-4	15	4	3	2	0	0	
1-23	<b>Alabama*</b>	28	<b>2-6</b>	<b>0-2</b>	<b>0-2</b>	<b>4</b>	<b>5</b>	<b>2</b>	<b>3</b>	<b>1</b>	<b>0</b>	
1-27	Texas*	14	2-4	0-0	2-2	6	1	1	0	0	0	
1-30	<b>Auburn*</b>	13	<b>0-1</b>	<b>0-1</b>	<b>0-0</b>	<b>0</b>	<b>1</b>	<b>0</b>	<b>0</b>	<b>1</b>	<b>0</b>	
2-3	Tennessee	22	7-10	2-2	0-0	16	6	1	3	0	0	
2-6	<b>Missouri*</b>	27	<b>5-12</b>	<b>0-2</b>	<b>5-5</b>	<b>15</b>	<b>7</b>	<b>2</b>	<b>0</b>	<b>0</b>	<b>0</b>	
2-10	LSU*	32	6-10	0-1	4-5	16	5	1	1	1	0	
2-13	<b>Arkansas*</b>	15	<b>1-4</b>	<b>0-0</b>	<b>2-4</b>	<b>4</b>	<b>5</b>	<b>1</b>	<b>4</b>	<b>0</b>	<b>2</b>	
2-17	Mississippi State*	28	5-11	1-3	0-0	11	4	1	1	0	0	
2-20	Missouri*	27	4-10	0-1	5-5	13	8	2	1	0	3	
2-24	<b>Tennessee*</b>	26	<b>4-10</b>	<b>0-1</b>	<b>6-8</b>	<b>14</b>	<b>7</b>	<b>1</b>	<b>2</b>	<b>0</b>	<b>0</b>	
<b>TOTALS</b>			636	105-205	9-41	81-108	300	141	35	32	15	13

\* Indicates start  
Home game in bold

**CAREER HIGHS**

- POINTS**  
27 vs. Illinois State (12/16/17)
- REBOUNDS**  
9, 2x, MR: at Texas A&M (1/16/18)
- FIELD GOALS**  
9 at Texas A&M (1/16/18)
- FREE THROWS**  
13 vs. Illinois State (12/16/17)
- THREE-POINTERS**  
2, 2x, MR: at Tennessee (2/3/18)
- ASSISTS**  
3, 4x, MR: at Arkansas (1/20/18)
- STEALS**  
3 at Missouri (2/20/18)
- BLOCKS**  
2, 3x, MR: vs. South Carolina (12/31/17)

**CAREER STATISTICS**

YEAR	G-GS	MIN/AVG	FG-FGA	PCT	3P-3PA	PCT	FT-FTA	PCT	REB-AVG	A	TO	B	S	PTS/AVG
<b>2017-18</b>	29-17	636/21.9	105-205	.512	9-41	.220	81-108	.750	141-4.9	35	32	15	13	300/10.3
<b>TOTAL</b>	<b>29-17</b>	<b>636/21.9</b>	<b>105-205</b>	<b>.512</b>	<b>9-41</b>	<b>.220</b>	<b>81-108</b>	<b>.750</b>	<b>141-4.9</b>	<b>35</b>	<b>32</b>	<b>15</b>	<b>13</b>	<b>300/10.3</b>



**#4 BREEIN TYREE**

6-2 • 192 • SO • G

Hometown: Somerset, N.J.  
High School: St. Joseph's

**Tyree Facts**

- Serves as Vice-Chair of the SEC Men's Basketball Leadership Council
- Averaged 9.3 ppg in SEC play last season and is averaging more in SEC play this year compared to non-conference games
- Tore his ACL heading into his freshman season, but bounced back to start the final 20 games of the 2016-17 campaign
- Cousin is David Tyree, Super Bowl champion and former wide receiver of the New York Giants

**2017-18 GAME-BY-GAME STATISTICS**

Date	Opponent	Min	FG	3-pt	FT	Pts	Rebs	A	TO	B	S
11-10	Louisiana*	19	4-10	0-4	2-2	10	1	2	2	0	3
11-13	Eastern Kentucky*	25	3-8	1-1	0-0	7	1	5	0	0	1
11-17	Georgia State*	26	3-8	3-5	0-2	9	3	0	0	0	1
11-20	Utah*	19	4-7	1-3	1-1	10	1	1	1	1	2
11-22	Rice	19	1-5	1-2	0-0	3	4	4	2	0	0
11-28	South Dakota State	25	2-5	0-2	4-6	8	1	0	1	0	0
12-2	Virginia Tech*	34	6-14	2-6	3-5	17	8	5	4	1	1
12-9	Middle Tennessee*	20	2-7	2-5	0-0	6	2	4	1	1	0
12-13	Sam Houston State*	24	1-5	0-3	1-2	3	1	3	2	0	0
12-16	Illinois State*	31	5-15	3-7	1-2	14	3	6	1	1	1
12-19	Texas A&M-CC	18	4-5	2-3	1-2	11	0	5	0	0	0
12-22	Bradley	16	2-3	0-0	1-2	5	0	3	5	0	0
12-31	South Carolina	18	1-5	0-1	5-6	7	4	2	1	0	0
1-3	Georgia	26	7-15	3-4	0-0	17	3	0	2	0	2
1-6	Mississippi State*	25	6-12	2-4	2-4	16	2	2	2	0	1
1-9	Auburn*	38	7-18	4-10	6-6	24	0	4	3	0	2
1-13	Florida	17	0-3	0-2	0-0	0	3	1	1	0	0
1-16	Texas A&M*	25	4-7	1-2	2-2	11	5	0	4	0	1
1-20	Arkansas*	25	5-8	3-6	3-5	16	1	5	0	0	0
1-23	Alabama*	32	3-8	1-5	2-2	9	3	4	2	1	0
1-27	Texas*	15	2-4	1-3	0-0	5	1	0	0	0	0
1-30	Auburn*	22	2-6	1-3	1-2	6	3	1	5	1	0
2-3	Tennessee*	27	2-9	2-5	0-0	6	3	5	2	0	1
2-6	Missouri	22	3-9	1-3	2-3	9	1	2	0	0	0
2-10	LSU	29	3-11	2-7	2-2	10	0	1	0	0	0
2-13	Arkansas	23	2-11	2-5	0-0	6	3	1	0	0	0
2-17	Mississippi State*	32	6-9	2-4	1-2	15	1	2	4	1	1
2-20	Missouri*	37	9-22	2-8	5-5	25	1	2	3	0	1
2-24	Tennessee*	27	7-16	0-6	3-4	17	4	1	1	0	2
<b>TOTALS</b>		723	106-268	42-119	51-71	305	64	74	50	8	21

\* Indicates start  
Home game in bold

**CAREER HIGHS**

<b>POINTS</b> 25 at Missouri (2/20/18)	<b>THREE-POINTERS</b> 4 at Auburn (1/9/18)
<b>REBOUNDS</b> 8 vs. Virginia Tech (12/2/17)	<b>ASSISTS</b> 6, 2x, MR: vs. Illinois State (12/16/17)
<b>FIELD GOALS</b> 9, 2x, MR: at Missouri (2/20/18)	<b>STEALS</b> 3 vs. Louisiana (11/10/17)
<b>FREE THROWS</b> 7 vs. Tennessee (1/17/17)	<b>BLOCKS</b> 1, 8x, MR: at MSU (2/17/18)

**CAREER STATISTICS**

YEAR	G-GS	MIN/AVG	FG-FGA	PCT	3P-3PA	PCT	FT-FTA	PCT	REB-AVG	A	TO	B	S	PTS/AVG
2016-17	34-23	651/19.1	85-228	.373	27-87	.310	52-74	.703	64-1.9	65	71	0	22	249/7.3
2017-18	29-20	723/24.9	106-268	.396	42-119	.353	51-71	.718	64-2.2	74	50	8	21	305/10.5
<b>TOTAL</b>	<b>63-43</b>	<b>1374/21.8</b>	<b>191-496</b>	<b>.385</b>	<b>69-206</b>	<b>.335</b>	<b>103-145</b>	<b>.710</b>	<b>128-2.0</b>	<b>139</b>	<b>121</b>	<b>8</b>	<b>43</b>	<b>554/8.8</b>





**#34 ILYA TYRTYSHNIK**

6-3 • 185 • FR • G

Hometown: Kiev, Ukraine  
Last School: GBA Prague

**Tyrtyschnik Facts**

- Nickname is "Mouse"
- As a 19-year old, played for Ukraine at the FIBA U20 European Championships this past summer in Crete, Greece
- Spent last season at GBA Prague, a prep school in the Czech Republic
- His father was a high jumper who competed in the 1996 Olympics in Atlanta

**2017-18 GAME-BY-GAME STATISTICS**

Date	Opponent	Min	FG	3-pt	FT	Pts	Rebs	A	TO	B	S
<b>11-10</b>	<b>Louisiana</b>	<b>DNP</b>									
<b>11-13</b>	<b>Eastern Kentucky</b>	<b>DNP</b>									
<b>11-17</b>	<b>Georgia State</b>	<b>DNP</b>									
11-20	Utah	DNP									
11-22	Rice	1	0-1	0-1	0-0	0	0	0	0	0	0
<b>11-28</b>	<b>South Dakota State</b>	<b>DNP</b>									
<b>12-2</b>	<b>Virginia Tech</b>	<b>DNP</b>									
12-9	Middle Tennessee	DNP									
<b>12-13</b>	<b>Sam Houston State</b>	<b>DNP</b>									
<b>12-16</b>	<b>Illinois State</b>	<b>DNP</b>									
<b>12-19</b>	<b>Texas A&amp;M-CC</b>	<b>2</b>	<b>0-1</b>	<b>0-1</b>	<b>0-1</b>	<b>0</b>	<b>1</b>	<b>0</b>	<b>0</b>	<b>0</b>	<b>0</b>
<b>12-22</b>	<b>Bradley</b>	<b>2</b>	<b>0-1</b>	<b>0-0</b>	<b>0-0</b>	<b>0</b>	<b>1</b>	<b>0</b>	<b>1</b>	<b>0</b>	<b>0</b>
<b>12-31</b>	<b>South Carolina</b>	<b>DNP</b>									
1-3	Georgia	DNP									
<b>1-6</b>	<b>Mississippi State</b>	<b>DNP</b>									
1-9	Auburn	DNP									
<b>1-13</b>	<b>Florida</b>	<b>DNP</b>									
1-16	Texas A&M	DNP									
1-20	Arkansas	DNP									
<b>1-23</b>	<b>Alabama</b>	<b>DNP</b>									
1-27	Texas	DNP									
<b>1-30</b>	<b>Auburn</b>	<b>DNP</b>									
2-3	Tennessee	DNP									
<b>2-6</b>	<b>Missouri</b>	<b>DNP</b>									
2-10	LSU	DNP									
<b>2-13</b>	<b>Arkansas</b>	<b>DNP</b>									
2-17	Mississippi State	DNP									
2-20	Missouri	DNP									
<b>2-24</b>	<b>Tennessee</b>	<b>DNP</b>									
<b>TOTALS</b>		<b>5</b>	<b>0-3</b>	<b>0-2</b>	<b>0-0</b>	<b>2</b>	<b>0</b>	<b>1</b>	<b>0</b>	<b>0</b>	<b>0</b>

\* Indicates start  
Home game in bold

**CAREER HIGHS**

- POINTS**
- REBOUNDS**  
1, 2x, MR: vs. Bradley (12/22/17)
- FIELD GOALS**
- FREE THROWS**
- THREE-POINTERS**
- ASSISTS**
- STEALS**
- BLOCKS**

**CAREER STATISTICS**

YEAR	G-GS	MIN/AVG	FG-FGA	PCT	3P-3PA	PCT	FT-FTA	PCT	REB-AVG	A	TO	B	S	PTS/AVG
<b>2017-18</b>	3-0	5/1.7	0-3	.000	0-2	.000	0-0	.000	2-0.7	0	0	0	0	0/0.0
<b>TOTAL</b>	<b>3-0</b>	<b>5/1.7</b>	<b>0-3</b>	<b>.000</b>	<b>0-2</b>	<b>.000</b>	<b>0-0</b>	<b>.000</b>	<b>2-0.7</b>	<b>0</b>	<b>0</b>	<b>0</b>	<b>0</b>	<b>0/0.0</b>



**2017-18 Ole Miss Basketball**  
**Ole Miss Combined Team Statistics (as of Feb 24, 2018)**  
**All games**



<b>RECORD:</b>	<b>OVERALL</b>	<b>HOME</b>	<b>AWAY</b>	<b>NEUTRAL</b>
ALL GAMES	12-17	10-7	1-9	1-1
CONFERENCE	5-11	4-4	1-7	0-0
NON-CONFERENCE	7-6	6-3	0-2	1-1

#	Player	gp-gs	min	avg	Total		3-Point		F-Throw		Rebounds				pf	dq	a	to	blk	stl	pts	avg		
					fg-fga	fg%	3fg-fga	3fg%	ft-fa	ft%	off	def	tot	avg										
01	Burnett,Deandre	28-17	816	29.1	109-283	.385	51-141	.362	129-160	.806	10	50	60	2.1	28	0	112	58	0	17	398	14.2		
03	Davis,Terence	29-22	775	26.7	135-338	.399	55-168	.327	58-80	.725	45	137	182	6.3	84	5	60	68	27	26	383	13.2		
04	Tyree,Breein	29-20	723	24.9	106-268	.396	42-119	.353	51-71	.718	10	54	64	2.2	58	0	74	50	8	21	305	10.5		
12	Stevens,Bruce	29-17	636	21.9	105-205	.512	9-41	.220	81-108	.750	50	91	141	4.9	86	6	35	32	15	13	300	10.3		
05	Crawford,Markel	29-22	880	30.3	91-230	.396	29-101	.287	65-86	.756	16	102	118	4.1	57	0	60	31	6	34	276	9.5		
00	Shuler,Devontae	29-9	546	18.8	70-194	.361	27-104	.260	13-18	.722	26	56	82	2.8	28	0	29	25	3	31	180	6.2		
02	Hymon,Marcanvis	29-20	594	20.5	57-102	.559	0-0	.000	20-42	.476	54	96	150	5.2	83	2	24	21	24	13	134	4.6		
13	Olejniczak,Dominik	29-11	403	13.9	52-97	.536	0-0	.000	16-26	.615	33	43	76	2.6	67	1	11	26	16	13	120	4.1		
50	Furmanavicius,Justas	29-6	503	17.3	30-70	.429	15-37	.405	19-25	.760	39	51	90	3.1	54	1	12	14	20	14	94	3.2		
20	Davis,D.C.	5-1	16	3.2	1-2	.500	1-2	.500	2-4	.500	0	1	1	0.2	0	0	1	2	0	1	5	1.0		
10	Morgano,Antonio	1-0	1	1.0	0-0	.000	0-0	.000	0-0	.000	0	0	0	0.0	0	0	0	1	0	0	0	0.0		
11	Horn,Eric	1-0	1	1.0	0-0	.000	0-0	.000	0-0	.000	0	1	1	1.0	0	0	0	0	0	0	0	0.0		
24	Below,Lane	1-0	1	1.0	0-0	.000	0-0	.000	0-0	.000	0	0	0	0.0	0	0	0	0	0	0	0	0.0		
34	Tyrtysnik,Ilya	3-0	5	1.7	0-3	.000	0-2	.000	0-0	.000	0	2	2	0.7	0	0	0	1	0	0	0	0.0		
Team											72	63	135	2										
Total.....		29	5900		756-1792	.422	229-715	.320	454-620	.732	355	747	1102	38.0	545	15	418	331	119	183	2195	75.7		
Opponents.....		29	5900		765-1758	.435	256-698	.367	451-629	.717	335	778	1113	38.4	555	-	477	359	99	160	2237	77.1		

TEAM STATISTICS	OM	OPP	Date	Opponent	Score	Att.
SCORING	2195	2237	11/10/17	LOUISIANA	w 94-76	8302
Points per game	75.7	77.1	11/13/17	EASTERN KENTUCKY	w 85-75	7042
Scoring margin	-1.4	-	11/17/17	GEORGIA STATE	w 77-72	6835
FIELD GOALS-ATT	756-1792	765-1758	11/20/17	vs Utah	L 74-83	8107
Field goal pct	.422	.435	11/22/17	vs Rice	w 79-62	0
3 POINT FG-ATT	229-715	256-698	11/28/17	SOUTH DAKOTA STATE	Lot 97-99	6014
3-point FG pct	.320	.367	12/2/17	VIRGINIA TECH	Lot 80-83	6297
3-pt FG made per game	7.9	8.8	12/09/17	at Middle Tennessee	L 58-77	8806
FREE THROWS-ATT	454-620	451-629	12/13/17	SAM HOUSTON STATE	w 82-69	5054
Free throw pct	.732	.717	12/16/17	ILLINOIS STATE	Lot 97-101	6309
F-Throws made per game	15.7	15.6	12/19/17	TEXAS A&M-CORPUS CHR	w 85-63	6102
REBOUNDS	1102	1113	12/22/17	BRADLEY	w 82-59	7993
Rebounds per game	38.0	38.4	* 12/31/17	SOUTH CAROLINA	w 74-69	5849
Rebounding margin	-0.4	-	* 01/03/18	at Georgia	L 60-71	7515
ASSISTS	418	477	* 1/6/18	MISSISSIPPI STATE	w 64-58	8664
Assists per game	14.4	16.4	* 01/09/18	at Auburn	L 70-85	9121
TURNOVERS	331	359	* 1/13/18	FLORIDA	w 78-72	6457
Turnovers per game	11.4	12.4	* 01/16/18	at Texas A&M	L 69-71	10578
Turnover margin	+1.0	-	* 01/20/18	at Arkansas	L 93-97	18030
Assist/turnover ratio	1.3	1.3	* 1/23/18	ALABAMA	w 78-66	8099
STEALS	183	160	01/27/18	at Texas	L 72-85	10913
Steals per game	6.3	5.5	* 1/30/18	AUBURN	L 70-79	8043
BLOCKS	119	99	* 02/03/18	at Tennessee	L 61-94	18316
Blocks per game	4.1	3.4	* 2/6/18	MISSOURI	L 69-75	6204
ATTENDANCE	117436	123994	* 02/10/18	at LSU	L 66-82	8545
Home games-Avg/Game	17-6908	10-11589	* 2/13/18	ARKANSAS	L 64-75	6023
Neutral site-Avg/Game	-	2-4054	* 02-17-18	at Mississippi State	L 62-79	9002
Score by Periods	1st	2nd	OT	Totals		
Ole Miss	1024	1132	39	2195		
Opponents	1083	1109	45	2237		
* - Conference game						



**2017-18 Ole Miss Basketball**  
**Ole Miss Combined Team Statistics (as of Feb 24, 2018)**  
**Conference games only**



<b>RECORD:</b>	<b>OVERALL</b>	<b>HOME</b>	<b>AWAY</b>	<b>NEUTRAL</b>
ALL GAMES	5-11	4-4	1-7	0-0
CONFERENCE	5-11	4-4	1-7	0-0
NON-CONFERENCE	0-0	0-0	0-0	0-0

#	Player	gp-gs	min	avg	Total		3-Point		F-Throw		Rebounds				pf	dq	a	to	blk	stl	pts	avg		
					fg-fga	fg%	3fg-fga	3fg%	ft-fta	ft%	off	def	tot	avg										
01	Burnett,Deandre	15-11	446	29.7	56-160	.350	26-76	.342	66-88	.750	4	30	34	2.3	18	0	53	35	0	12	204	13.6		
04	Tyree,Breain	16-11	432	27.0	67-172	.390	26-75	.347	37-47	.787	3	34	37	2.3	37	0	36	30	4	12	197	12.3		
03	Davis,Terence	16-12	421	26.3	62-180	.344	21-81	.259	38-52	.731	27	77	104	6.5	49	2	27	29	13	13	183	11.4		
12	Stevens,Bruce	16-13	385	24.1	67-130	.515	8-29	.276	41-52	.788	33	47	80	5.0	56	5	20	20	7	8	183	11.4		
05	Crawford,Markel	16-11	490	30.6	47-121	.388	14-50	.280	36-44	.818	12	54	66	4.1	29	0	30	16	1	20	144	9.0		
00	Shuler,Devontae	16-5	270	16.9	27-87	.310	9-48	.188	4-8	.500	14	33	47	2.9	14	0	14	11	2	13	67	4.2		
02	Hymon,Marcanvis	16-9	310	19.4	25-49	.510	0-0	.000	7-12	.583	26	43	69	4.3	44	0	10	11	7	5	57	3.6		
13	Olejniczak,Dominik	16-5	216	13.5	24-48	.500	0-0	.000	7-11	.636	23	25	48	3.0	43	0	0	14	8	7	55	3.4		
20	Davis,D.C.	1-0	2	2.0	1-1	1.000	1-1	1.000	0-0	.000	0	0	0	0.0	0	0	0	0	0	0	3	3.0		
50	Furmanavicius,Justas	16-3	253	15.8	11-39	.282	6-20	.300	12-16	.750	19	24	43	2.7	26	0	7	5	8	7	40	2.5		
Team											48	36	84											
Total.....		16	3225		387-987	.392	111-380	.292	248-330	.752	209	403	612	38.2	316	7	197	173	50	97	1133	70.8		
Opponents.....		16	3225		420-949	.443	137-374	.366	256-366	.699	187	438	625	39.1	294	-	267	189	69	83	1233	77.1		

TEAM STATISTICS	OM	OPP	Date	Opponent	Score	Att.
SCORING	1133	1233	* 12/31/17	SOUTH CAROLINA	w 74-69	5849
Points per game	70.8	77.1	* 01/03/18	at Georgia	L 60-71	7515
Scoring margin	-6.2	-	* 1/6/18	MISSISSIPPI STATE	w 64-58	8664
FIELD GOALS-ATT	387-987	420-949	* 01/09/18	at Auburn	L 70-85	9121
Field goal pct	.392	.443	* 1/13/18	FLORIDA	w 78-72	6457
3 POINT FG-ATT	111-380	137-374	* 01/16/18	at Texas A&M	L 69-71	10578
3-point FG pct	.292	.366	* 01/20/18	at Arkansas	L 93-97	18030
3-pt FG made per game	6.9	8.6	* 1/23/18	ALABAMA	w 78-66	8099
FREE THROWS-ATT	248-330	256-366	* 1/30/18	AUBURN	L 70-79	8043
Free throw pct	.752	.699	* 02/03/18	at Tennessee	L 61-94	18316
F-Throws made per game	15.5	16.0	* 2/6/18	MISSOURI	L 69-75	6204
REBOUNDS	612	625	* 02/10/18	at LSU	L 66-82	8545
Rebounds per game	38.2	39.1	* 2/13/18	ARKANSAS	L 64-75	6023
Rebounding margin	-0.8	-	* 02-17-18	at Mississippi State	L 62-79	9002
ASSISTS	197	267	* 2-20-18	at Missouri	Wot 90-87	15061
Assists per game	12.3	16.7	* 2/24/18	TENNESSEE	L 65-73	8149
TURNOVERS	173	189	* - Conference game			
Turnovers per game	10.8	11.8				
Turnover margin	+1.0	-				
Assist/turnover ratio	1.1	1.4				
STEALS	97	83				
Steals per game	6.1	5.2				
BLOCKS	50	69				
Blocks per game	3.1	4.3				
ATTENDANCE	57488	96168				
Home games-Avg/Game	8-7186	8-12021				
Neutral site-Avg/Game	-	0-0				

Score by Periods	1st	2nd	OT	Totals
Ole Miss	525	602	6	1133
Opponents	599	631	3	1233



2017-18 Ole Miss Basketball  
 Ole Miss Team Game-by-Game (as of Feb 24, 2018)  
 All games



TEAM STATISTICS

Opponent	Date	Score		Total		3-Pointers		Free throws		Rebounds				pf	a	t/o	blk	stl	pts	avg
				fg-fga	pct	3fg-fga	pct	ft-fta	pct	off	def	tot	avg							
LOUISIANA	11/10/17	94-76	W	33-65	.508	7-21	.333	21-31	.677	16	32	48	48.0	19	17	14	7	6	94	94.0
EASTERN KENTUCKY	11/13/17	85-75	W	30-63	.476	10-22	.455	15-22	.682	13	20	33	40.5	15	19	8	4	8	85	89.5
GEORGIA STATE	11/17/17	77-72	W	23-52	.442	9-27	.333	22-30	.733	10	23	33	38.0	22	13	13	6	5	77	85.3
vs Utah	11/20/17	74-83	L	25-58	.431	8-24	.333	16-21	.762	13	18	31	36.2	23	9	15	4	14	74	82.5
vs Rice	11/22/17	79-62	W	29-60	.483	12-32	.375	9-14	.643	9	30	39	36.8	18	19	13	4	9	79	81.8
SOUTH DAKOTA STATE	11/28/17	97-99	Lot	36-72	.500	7-27	.259	18-27	.667	10	31	41	37.5	18	19	10	2	7	97	84.3
VIRGINIA TECH	12/2/17	80-83	Lot	29-73	.397	9-31	.290	13-24	.542	13	29	42	38.1	28	17	12	7	3	80	83.7
at Middle Tennessee	12/09/17	58-77	L	20-50	.400	5-18	.278	13-15	.867	5	23	28	36.9	11	15	11	4	3	58	80.5
SAM HOUSTON STATE	12/13/17	82-69	W	31-60	.517	10-29	.345	10-17	.588	12	31	43	37.6	11	21	11	4	4	82	80.7
ILLINOIS STATE	12/16/17	97-101	Lot	31-73	.425	7-26	.269	28-37	.757	15	26	41	37.9	19	22	9	8	7	97	82.3
TEXAS A&M-CORPUS CH	12/19/17	85-63	W	28-52	.538	14-30	.467	15-21	.714	9	25	34	37.5	12	25	15	10	8	85	82.5
BRADLEY	12/22/17	82-59	W	29-63	.460	12-27	.444	12-14	.857	9	31	40	37.8	14	18	17	7	10	82	82.5
SOUTH CAROLINA	12/31/17	74-69	W	20-49	.408	8-21	.381	26-33	.788	4	26	30	37.2	23	15	8	7	9	74	81.8
at Georgia	01/03/18	60-71	L	25-70	.357	6-26	.231	4-6	.667	18	24	42	37.5	23	6	10	3	6	60	80.3
MISSISSIPPI STATE	1/6/18	64-58	W	21-62	.339	7-28	.250	15-22	.682	11	30	41	37.7	14	10	7	5	6	64	79.2
at Auburn	01/09/18	70-85	L	22-65	.338	8-29	.276	18-27	.667	18	23	41	37.9	27	8	12	4	6	70	78.6
FLORIDA	1/13/18	78-72	W	25-58	.431	6-18	.333	22-26	.846	10	34	44	38.3	15	17	11	3	4	78	78.6
at Texas A&M	01/16/18	69-71	L	27-59	.458	5-21	.238	10-13	.769	13	21	34	38.1	15	19	9	2	3	69	78.1
at Arkansas	01/20/18	93-97	L	29-60	.483	11-29	.379	24-29	.828	12	18	30	37.6	24	17	13	3	7	93	78.8
ALABAMA	1/23/18	78-66	W	26-52	.500	8-21	.381	18-24	.750	10	25	35	37.5	17	13	10	4	5	78	78.8
at Texas	01/27/18	72-85	L	25-64	.391	8-21	.381	14-17	.824	12	25	37	37.5	19	7	10	2	2	72	78.5
AUBURN	1/30/18	70-79	L	25-61	.410	5-21	.238	15-20	.750	16	25	41	37.6	25	11	17	4	6	70	78.1
at Tennessee	02/03/18	61-94	L	21-60	.350	11-25	.440	8-11	.727	17	21	38	37.7	19	12	17	1	3	61	77.3
MISSOURI	2/6/18	69-75	L	26-65	.400	5-17	.294	12-15	.800	10	24	34	37.5	19	19	4	3	8	69	77.0
at LSU	02/10/18	66-82	L	23-62	.371	6-29	.207	14-20	.700	15	25	40	37.6	19	5	9	1	5	66	76.6
ARKANSAS	2/13/18	64-75	L	18-62	.290	8-25	.320	20-31	.645	15	32	47	38.0	21	11	10	1	5	64	76.1
at Mississippi State	02-17-18	62-79	L	23-56	.411	7-23	.304	9-11	.818	11	20	31	37.7	14	9	14	2	4	62	75.6
at Missouri	2-20-18	90-87	Wot	33-78	.423	9-24	.375	15-16	.938	13	24	37	37.7	24	18	11	3	13	90	76.1
TENNESSEE	2/24/18	65-73	L	23-68	.338	1-23	.043	18-26	.692	16	31	47	38.0	17	7	11	4	7	65	75.7
Ole Miss		2195		756-1792	.422	229-715	.320	454-620	.732	355	747	1102	38.0	545	418	331	119	183	2195	75.7
Opponents		2237		765-1758	.435	256-698	.367	451-629	.717	335	778	1113	38.4	555	477	359	99	160	2237	77.1

Games played: 29  
 Points/game: 75.7  
 FG Pct: 42.2  
 3FG Pct: 32.0  
 FT Pct: 73.2

Rebounds/game: 38.0  
 Assists/game: 14.4  
 Turnovers/game: 11.4  
 Assist/turnover ratio: 1.3  
 Steals/game: 6.3  
 Blocks/game: 4.1



2017-18 Ole Miss Basketball  
Ole Miss Opponent Game-by-Game (as of Feb 24, 2018)  
All games



OPPONENT STATISTICS

Opponent	Date	Score		Total		3-Pointers		Free throws		Rebounds				pf	a	t/o	blk	stl	pts	avg
				fg-fga	pct	3fg-fga	pct	ft-fta	pct	off	def	tot	avg							
LOUISIANA	11/10/17	94-76	W	26-71	.366	8-23	.348	16-23	.696	17	23	40	40.0	23	14	13	2	6	76	76.0
EASTERN KENTUCKY	11/13/17	85-75	W	26-51	.510	6-12	.500	17-22	.773	5	25	30	35.0	17	10	12	3	4	75	75.5
GEORGIA STATE	11/17/17	77-72	W	24-53	.453	8-21	.381	16-22	.727	11	24	35	35.0	30	9	16	1	5	72	74.3
vs Utah	11/20/17	74-83	L	26-55	.473	11-29	.379	20-24	.833	12	24	36	35.2	18	17	16	1	9	83	76.5
vs Rice	11/22/17	79-62	W	21-63	.333	7-31	.226	13-20	.650	15	23	38	35.8	14	14	13	2	4	62	73.6
SOUTH DAKOTA STATE	11/28/17	97-99	Lot	35-74	.473	18-41	.439	11-14	.786	11	33	44	37.2	22	22	14	1	5	99	77.8
VIRGINIA TECH	12/2/17	80-83	Lot	25-57	.439	7-22	.318	26-37	.703	6	35	41	37.7	21	18	14	1	6	83	78.6
at Middle Tennessee	12/09/17	58-77	L	31-62	.500	7-22	.318	8-9	.889	9	26	35	37.4	14	22	6	4	6	77	78.4
SAM HOUSTON STATE	12/13/17	82-69	W	26-64	.406	9-23	.391	8-11	.727	9	21	30	36.6	19	19	8	2	5	69	77.3
ILLINOIS STATE	12/16/17	97-101	Lot	31-73	.425	13-31	.419	26-31	.839	17	32	49	37.8	30	20	15	6	5	101	79.7
TEXAS A&M-CORPUS CH	12/19/17	85-63	W	26-61	.426	7-14	.500	4-6	.667	10	18	28	36.9	21	19	14	1	6	63	78.2
BRADLEY	12/22/17	82-59	W	20-62	.323	8-24	.333	11-21	.524	17	27	44	37.5	17	13	22	2	10	59	76.6
SOUTH CAROLINA	12/31/17	74-69	W	22-58	.379	8-20	.400	17-26	.654	14	29	43	37.9	21	16	14	4	2	69	76.0
at Georgia	01/03/18	60-71	L	24-57	.421	7-19	.368	16-22	.727	12	29	41	38.1	12	16	12	6	4	71	75.6
MISSISSIPPI STATE	1/6/18	64-58	W	22-63	.349	5-23	.217	9-17	.529	13	32	45	38.6	21	13	14	4	4	58	74.5
at Auburn	01/09/18	70-85	L	25-56	.446	6-22	.273	29-37	.784	14	30	44	38.9	20	16	15	8	5	85	75.1
FLORIDA	1/13/18	78-72	W	23-61	.377	10-29	.345	16-22	.727	9	26	35	38.7	20	14	10	4	8	72	74.9
at Texas A&M	01/16/18	69-71	L	29-57	.509	5-16	.313	8-16	.500	12	21	33	38.4	13	17	10	4	6	71	74.7
at Arkansas	01/20/18	93-97	L	29-53	.547	11-22	.500	28-35	.800	8	21	29	37.9	21	18	14	4	9	97	75.9
ALABAMA	1/23/18	78-66	W	25-62	.403	6-21	.286	10-14	.714	16	20	36	37.8	21	17	11	2	6	66	75.4
at Texas	01/27/18	72-85	L	28-63	.444	10-31	.323	19-23	.826	9	29	38	37.8	15	13	7	4	6	85	75.9
AUBURN	1/30/18	70-79	L	26-67	.388	9-28	.321	18-26	.692	19	23	42	38.0	21	15	11	3	4	79	76.0
at Tennessee	02/03/18	61-94	L	33-62	.532	13-29	.448	15-19	.789	10	25	35	37.9	17	27	6	7	11	94	76.8
MISSOURI	2/6/18	69-75	L	24-53	.453	10-23	.435	17-20	.850	7	32	39	37.9	15	16	11	7	1	75	76.7
at LSU	02/10/18	66-82	L	29-58	.500	6-23	.261	18-24	.750	10	26	36	37.8	22	14	8	4	4	82	76.9
ARKANSAS	2/13/18	64-75	L	26-62	.419	7-23	.304	16-27	.593	13	36	49	38.3	22	15	8	0	4	75	76.8
at Mississippi State	02-17-18	62-79	L	31-55	.564	12-23	.522	5-11	.455	7	23	30	38.0	16	17	11	4	6	79	76.9
at Missouri	2-20-18	90-87	Wot	27-61	.443	13-33	.394	20-31	.645	13	32	45	38.2	13	16	21	5	5	87	77.3
TENNESSEE	2/24/18	65-73	L	25-64	.391	9-20	.450	14-19	.737	10	33	43	38.4	19	20	13	3	4	73	77.1
Opponents		2237		765-1758	.435	256-698	.367	451-629	.717	335	778	1113	38.4	555	477	359	99	160	2237	77.1
Ole Miss		2195		756-1792	.422	229-715	.320	454-620	.732	355	747	1102	38.0	545	418	331	119	183	2195	75.7

Games played: 29  
Points/game: 77.1  
FG Pct: 43.5  
3FG Pct: 36.7  
FT Pct: 71.7

Rebounds/game: 38.4  
Assists/game: 16.4  
Turnovers/game: 12.4  
Assist/turnover ratio: 1.3  
Steals/game: 5.5  
Blocks/game: 3.4