

2017-18 SCHEDULE

November 2017

10	SACRAMENTO STATE (N1)	SECN+	W, 101-70
12	GARDNER-WEBB (N1)	SECN+	W, 72-34
16	at Montana		W, 71-54
19	at Washington State	Pac-12.com	W, 73-68
22	MOREHEAD STATE (N1)	SECN+	W, 86-53
26	MARSHALL	SECN+	W, 69-39
30	at #9/9 Baylor^	FoxCollegeSports	L, 63-90

December 2017

03	TENNESSEE TECH	SECN+	W, 82-54
05	EVANSVILLE	SECN+	W, 100-62
08	at Florida Gulf Coast	ESPN3	L, 70-64
10	at Miami (Fla.)	ACCN Extra	L, 54-65
17	#3/4 LOUISVILLE	SEC NETWORK	L, 87-63
21	#24/RV CAL	SEC NETWORK	L, 62-52
28	at Middle Tennessee		L, 62-57
31	#7/7 TENNESSEE*!	SEC NETWORK	L, 63-49

January 2018

04	at #19/19 Texas A&M*	SEC Network	L, 74-70
07	GEORGIA*	SECN+	L, 56-42
11	at Florida*	SECN+	W, 56-53
15	at Vanderbilt*	SEC Network	L, 70-55
21	#10/10 S. CAROLINA*!	ESPNU	L, 81-64
25	ALABAMA*	SECN+	W, 79-54
29	at Arkansas*	SEC Network	W, 76-65

February 2018

01	AUBURN*	SECN+	W, 65-48
04	LSU*!	SEC NETWORK	L, 72-70
08	at #15/15 Missouri*	SEC Network	L, 83-78
11	at #2/2 Mississippi State*	ESPNU	L, 74-55
15	ARKANSAS*	SECN+	W, 78-57
18	at #8/8 South Carolina*	SEC Network	3 p.m.
22	at Ole Miss*	SEC Network	8:30 p.m.
25	#2/2 MISSISSIPPI STATE*	ESPNU	12 P.M.

March 2018

28-4	SEC Tournament (N2)	TBA
16-19	NCAA First & Second Rounds (N3)	TBA
23-26	NCAA Regionals (N4)	TBA

April 2018

30-1	NCAA Final Four (N5)	TBA
------	----------------------	-----

All Times Eastern (ET); * denotes SEC game; ^ denotes Big 12/SEC Challenge; ! denotes game played at Rupp Arena; N1 – Matthew Mitchell Classic (multi-team event) – Morehead, Ky. (Johnson Arena); Lexington, Ky. (Memorial Coliseum); N2 – SEC Tournament – Nashville, Tenn. (Bridgestone Arena); N3 – NCAA First & Second Rounds – TBD; N4 – NCAA Regionals – Albany, N.Y. (Times Union Center), Kansas City, Mo. (Sprint Center), Lexington, Ky. (Rupp Arena), Spokane, Wash. (Veterans Memorial Arena); N5 – NCAA Final Four – Columbus, Ohio (Nationwide Arena)

#BelieveInBlue

TELEVISION - SEC Network

Play-by-Play Pam Ward
Color Analyst Gail Goestenorks

RADIO - UK Sports Network

Play-by-Play Darren Headrick

ONLINE - ESPN3.com

LIVE GAME STATS ON YOUR LAPTOP!

kentucky.statbroadcast.com (home games only)
Passcode: ukwbb

TICKETS

Tickets are available on ukathletics.com/tickets

SOCIAL MEDIA

@KentuckyWBB



Kentucky Wildcats at No. 8 South Carolina Gamecocks

Sunday, Feb. 18, 2018 · 3 p.m. ET · SEC Network

Columbia, S.C. - Colonial Life Arena (18,000)


UK Media Relations · (859) 257-3838 · www.ukathletics.com

Kentucky WBB Contacts: **Evan Crane** (wesley.crane@uky.edu) and **Karlie Kinneer** (karlie.kinneer@uky.edu)

GAME CENTER

KENTUCKY

Record: 13-14 (5-8 SEC)
H: 9-6 | **A:** 4-8 | **N:** 0-0
Ranking: not ranked
NCAA RPI: 95



Last Game: W, 78-57 vs. Arkansas on Feb. 15

Coach: Matthew Mitchell (Mississippi St, 1995)
Overall: 284-143 (.665) (13th season)
at UK: 254-114 (.690) (11th season)

SOUTH CAROLINA

Record: 20-5 (10-3 SEC)
H: 11-2 | **A:** 8-2 | **N:** 2-1
Ranking: No. 8/8
NCAA RPI: 15



Last Game: W, 77-65 at No. 20 Georgia on Feb. 15

Coach: Dawn Staley (Virginia, 1992)
Overall: 414-165 (.715) (18th Season)
at SC: 242-85 (.740) (10th Season)

QUICK NOTES

- Kentucky is in its 44th season of varsity women's basketball with a 796-529 (.600) all-time record.
- The Wildcats have had great success in Memorial Coliseum, sitting at 439-155 (.739) overall in the historic building, including a 149-26 (.851) mark under head coach Matthew Mitchell.
- UK has won three straight games inside Memorial Coliseum - all by 15+ points - after defeated Arkansas 78-57 on Thursday. UK previous defeated Alabama 79-54 and Auburn 65-48.
- Kentucky has won four of its last seven games with all three losses coming to highly ranked teams in LSU (RV at time UK played them), at No. 15 Missouri and at No. 2 Mississippi State.
- Kentucky is the only team in the nation to play three of the AP Top 25's top four teams (Louisville, Mississippi State, Baylor). Sunday will be UK's ninth game vs. a ranked foe this season.
- Against Alabama, UK shot 64.7% from the field which was the second-best field-goal% in a game in program history. The Wildcats had 28 points off 16 Alabama miscues, earned a 36-20 advantage in points in the paint and had a 25-5 edge in scoring in the fourth quarter.
- UK's win vs Auburn was its first this season when shooting a lower percentage than its opponent.
- The Wildcats swept the season series with Arkansas following a 76-65 win in Fayetteville and 78-57 win on Thursday in Lexington. In the season series against Arkansas, UK averaged 77.0 points per game, shot 47.1 percent from the field and 40 percent from 3.
- UK is averaging 69.2 points per game and hitting 45.5 percent from the field in its last five games.
- Kentucky's young posts have been a huge part of the recent turnaround as Dorie Harrison has scored in double figures in five of her last seven games while KeKe McKinney had a career-high 12 points against South Carolina and Alabama before a career-best 12 rebounds at Arkansas.

PROBABLE STARTERS



#3 KeKe McKinney F 6-1 Fr. Knoxville, Tenn.

- Shined vs. South Carolina and Alabama with career-high 12 points.
- Recorded a career high 12 boards at Arkansas, adding six points, two assists and two steals.
- Averaging 6.5 points per game and 4.5 rebounds per game in SEC play.



#4 MACI MORRIS G 6-0 Jr. Pineville, Ky.

- Has 1,094 career points and became the 33rd UK player to join 1,000 Point Club vs. Auburn.
- Posted eight games of 20+ this year, including 22 at highly ranked Baylor, TAMU, Mizzou.
- Team leader in career 3s hit with 161, ranking seventh most in program history.



#22 MAKENZIE CANN G 6-1 Sr. Lawrenceburg, Ky.

- Shined in season opener with 17 points and six rebounds, hitting four 3s.
- Had back-to-back double-doubles with 15 points and 10 rebounds vs. Wash. State and MSU.
- Has hit a 3 in every game but five this year, including three or more in three games.



#24 TAYLOR MURRAY G 5-6 Jr. Odenton, Md.

- Scored 23 points against Missouri with six rebounds, four assists and three steals.
- Only player in program history with 20pts/10ast in SEC game, accomplishing the feat vs Bama.
- Has posted double-digit scoring in eight of her last 10 games with 20+ in three of those games.



#45 ALYSSA RICE C 6-3 Sr. Reynoldsburg, Ohio

- Recorded a double-double at Miami (Fla.) with 11 points and a career-high 12 boards.
- First career double-double vs. Marshall with career-high 19 points and 10 rebounds.
- Has five or more rebounds in 19 games this season, including 7 or more in 14 games.

EIGHT STRAIGHT NCAA TOURNAMENTS

FIVE SWEET 16 & THREE ELITE EIGHT APPEARANCES IN LAST EIGHT SEASONS

TELEVISION CHART



LASHAE HALSEL
FORWARD

0

6-0 – Jr.
Bowling Green, Ky.
(Warren Central HS)



PAIGE POFFENBERGER
GUARD

2

5-8 – Soph.
Morgantown, W.Va.
(Morgantown HS)



KEKE MCKINNEY
FORWARD

3


6-1 – Fr.
Knoxville, Tenn.
(Fulton HS)



MACI MORRIS
GUARD

4

6-0 – Jr.
Pineville, Ky.
(Bell County HS)



AMANDA PASCHAL
GUARD

12

5-7 – Jr. – TR
Brooklyn, N.Y.
(ChIPLEY HS/Gulf Coast St. JC)



TATYANA WYATT
FORWARD

14

6-2 – Fr.
Columbus, Ga.
(Columbus HS)



JESSICA HARDIN
GUARD

15

5-8 – R-Sr.
Monticello, Ky.
(Wayne County HS/
Bellarmine)



DORIE HARRISON
CENTER

20

6-3 – Fr.
Nashville, Tenn.
(Hillsboro HS)



OGECHI ANYAGALIGBO
FORWARD

21

6-1 – Jr.
Miami, Fla.
(Miami County Day HS/
Stony Brook)



MAKENZIE CANN
GUARD

22

6-1 – Sr.
Lawrenceburg, Ky.
(Anderson County HS/
Cincinnati)



KAMERON ROACH
GUARD

23

5-6 – Fr.
Hopkins, S.C.
(Lower Richland HS)



TAYLOR MURRAY
GUARD

24

5-6 – Jr.
Odenton, Md.
(Annapolis Area Christian HS)

COACHING STAFF



JAIDA ROPER
GUARD

32

5-6 – Soph.
Memphis, Tenn.
(Houston HS)



ALYSSA RICE
FORWARD

45

6-3 – Sr.
Reynoldsburg, Ohio
(Reynoldsburg HS)



MATTHEW MITCHELL
HEAD COACH

11th

Season
Louisville, Miss.
(Mississippi State, '95)



KYRA ELZY
ASSOCIATE HEAD COACH

2nd

(6th overall at UK)
LaGrange, Ky.
(Tennessee, '99, '01)



NIYA BUTTS
ASSISTANT COACH

2nd

(7th overall at UK)
Americus, Ga.
(Tennessee, '00/TTU, '02)



LIN DUNN
ASSISTANT COACH

2nd

Season
Dresden, Tenn.
(UT Martin, '69)

PRONUNCIATION GUIDE

Ogechi Anyagaligbo (oh-GECH-ee on-ya-gull-LEE-bo)

Jaida Roper (JAY-duh)

Amanda Paschal (PAS-kel)

2 LaShae Halse (luh-SHAY HALL-sull)

Tatyana Wyatt (TOT-e-on-uh)

2017-18 KENTUCKY WBB ROSTER

NUMERICAL

No.	Name	Pos.	Cl.	Ht.	Hometown/High School/Previous College
0	LaShae Halsel	F	Jr.	6-0	Bowling Green, Ky./Warren Central HS
2	Paige Poffenberger	G	So.	5-8	Morgantown, W.Va./Morgantown HS
3	KeKe McKinney	F	Fr.	6-1	Knoxville, Tenn./Fulton HS
4	Maci Morris	G	Jr.	6-0	Pineville, Ky./Bell County HS
12	Amanda Paschal	G	Jr.	5-7	Brooklyn, N.Y./Chipleigh HS/Gulf Coast State
14	Tatyana Wyatt	F	Fr.	6-2	Columbus, Ga./Columbus HS
15	Jessica Hardin	G	R-Sr.	5-8	Monticello, Ky./Wayne County HS/Bellarmino
20	Dorie Harrison	C	Fr.	6-3	Nashville, Tenn./Hillsboro HS
21	Ogechi Anyagaligbo	F	Jr.	6-1	Miami, Fla./Miami Country Day/Stony Brook
22	Makenzie Cann	G	Sr.	6-1	Lawrenceburg, Ky./Anderson County HS/Cincinnati
23	Kameron Roach	G	Fr.	5-6	Hopkins, S.C./Lower Richland HS
24	Taylor Murray	G	Jr.	5-6	Odenton, Md./Annapolis Area Christian
32	Jaida Roper	G	So.	5-6	Memphis, Tenn./Houston HS
45	Alyssa Rice	C	Sr.	6-3	Reynoldsburg, Ohio/Reynoldsburg HS

ALPHABETICAL

No.	Name	Pos.	Cl.	Ht.	Hometown/High School/Previous College
21	Ogechi Anyagaligbo	F	Jr.	6-1	Miami, Fla./Miami Country Day/Stony Brook
22	Makenzie Cann	G	Sr.	6-1	Lawrenceburg, Ky./Anderson County HS/Cincinnati
0	LaShae Halsel	F	Jr.	6-0	Bowling Green, Ky./Warren Central HS
15	Jessica Hardin	G	R-Sr.	5-8	Monticello, Ky./Wayne County HS/Bellarmino
20	Dorie Harrison	C	Fr.	6-3	Nashville, Tenn./Hillsboro HS
3	KeKe McKinney	F	Fr.	6-1	Knoxville, Tenn./Fulton HS
4	Maci Morris	G	Jr.	6-0	Pineville, Ky./Bell County HS
24	Taylor Murray	G	Jr.	5-6	Odenton, Md./Annapolis Area Christian
12	Amanda Paschal	G	Jr.	5-7	Brooklyn, N.Y./Chipleigh HS/Gulf Coast State
2	Paige Poffenberger	G	So.	5-8	Morgantown, W.Va./Morgantown HS
45	Alyssa Rice	C	Sr.	6-3	Reynoldsburg, Ohio/Reynoldsburg HS
23	Kameron Roach	G	Fr.	5-6	Hopkins, S.C./Lower Richland HS
32	Jaida Roper	G	So.	5-6	Memphis, Tenn./Houston HS
14	Tatyana Wyatt	F	Fr.	6-2	Columbus, Ga./Columbus HS

Coaching Staff

Head Coach: Matthew Mitchell (Mississippi State, 1995) – 12th season, 10th at Kentucky

Associate Head Coach: Kyra Elzy (Tennessee, 1999, 2001) – 2nd season, sixth at Kentucky

Assistant Coach: Niya Butts (Tennessee, 2000; Tenn. Tech, 2002) – 2nd season, seventh at Kentucky

Assistant Coach: Lin Dunn (UT Martin, 1969) – 2nd season

Support Staff

Assistant Athletics Director/Women's Basketball: Amy Tilley (Kentucky, 2007)

Director of Player Development: Amber Smith (Kentucky, 2011)

Exec. Associate AD/Women's Basketball Admin.: Rachel Baker (Berea, 1999; Ohio State, 2001)

Staff Support Associates: Beth Price (Kentucky, 2006), Carrie Marshall (Kentucky, 2003)

Coaching Video Coordinator: Daniel Boice (Arizona, 2014, 2016)

Creative Director: Kim Troxall (SCAD, 1994)

Senior Athletic Trainer: Courtney Jones (Purdue, 2001)

Nutrition Coach: Monica Fowler (Kentucky, 2010)

Team Physician: Dr. Robert Hosey (Virginia Tech, 1989)

Strength & Conditioning Coach: John Spurlock (Hanover College, 2005)

Academic Counselor: Tiffany Hayden (Kentucky, 2001)

Media Relations Director: Evan Crane (Kentucky, 2010)

Media Relations Assistant: Karlie Kinneer (Iowa State, 2015)

Equipment Manager: Kortez Wilson (Kentucky, 2014, 2016)

NATIONAL POLLS

The Associated Press Top 25

1	Connecticut (32)	24-0	800
2	Mississippi State	26-0	765
3	Baylor	23-1	731
4	Louisville	25-1	702
5	Notre Dame	23-2	682
6	Texas	20-4	614
7	UCLA	21-4	562
8	South Carolina	20-5	559
9	Oregon	23-4	558
10	Maryland	22-3	537
11	Tennessee	21-4	493
12	Florida State	21-4	453
13	Missouri	19-5	382
14	Stanford	18-8	352
15	Oregon State	19-6	322
16	Ohio State	20-6	268
17	Duke	20-6	266
17	Texas A&M	19-7	266
19	Green Bay	22-2	241
20	Georgia	21-4	238
21	Oklahoma State	18-6	169
22	South Florida	20-5	144
23	Michigan	20-7	62
24	Belmont	24-3	53
25	NC State	20-6	44

Other UK opps receiving votes: LSU 28, Miami (Fla.) 5, Cal 2

USA Today/Coaches Top 25

1	Connecticut (32)	25-0	800
2	Mississippi State	26-0	766
3	Baylor	23-1	733
4	Notre Dame	23-2	685
5	Louisville	25-2	680
6	Texas	20-4	633
7	UCLA	21-4	593
8	South Carolina	20-5	572
9	Maryland	22-3	548
10	Oregon	23-4	532
11	Tennessee	21-4	470
12	Florida State	21-4	451
13	Missouri	20-5	390
14	Oregon State	19-6	359
15	Green Bay	22-2	292
16	Duke	20-6	277
17	Ohio State	20-6	272
18	Texas A&M	19-7	267
19	Georgia	21-4	216
20	Stanford	18-8	209
21	South Florida	20-5	201
22	Oklahoma State	18-6	115
23	Michigan	20-7	110
24	DePaul	20-6	48
25	NC State	20-6	41

Other UK opps receiving votes: FGCU 9, Miami (Fla.) 5, LSU 3, Cal 1

WEEK-BY-WEEK

DATE	AP	COACHES
Preseason	RV	RV
Nov. 13/14	25	(no poll)
Nov. 20/21	22	RV
Nov. 27/28	20	22
Dec. 4/5	20	23
Dec. 11/12	RV	RV
Dec. 18/19	RV	RV
Dec. 25	NR	NR
Jan. 1/2	NR	NR
Jan. 8/9	NR	NR
Jan. 15/16	NR	NR
Jan. 22/23	NR	NR
Jan. 29/30	NR	NR
Feb. 5/6	NR	NR
Feb. 12/13	NR	NR

BY THE BIG BLUE NUMBERS

13,225	Season-high attendance vs. Arizona State, 8th highest in school history
5,213	Average attendance for 2016-17, 14th nationally
796	Number of wins in UK WBB history
284	Career wins for Matthew Mitchell
254	Wins at UK for Matthew Mitchell
47	Number of ranked teams UK had defeated under Matthew Mitchell
12	Consecutive years UK has participated in postseason play
8	Consecutive NCAA Tournament appearances
2	Number of UK players selected in 2017 WNBA Draft

QUICK NOTES CONTINUED...

- The Wildcats have had four of more players score in double figures in five of the last eight games, including five in both games vs. Arkansas. Taylor Murray and Maci Morris each scored 20+ against Missouri.
- Kentucky has had 14+ assists in five of its last seven games and are 12-2 this season with 14+ dimes.
- UK is 10-3 this season when it scored 70 or more points and hits 40 percent or better from the field.
- The Wildcats are 5-1 this season when they score 20+ points of turnovers. UK had 28 points off turnovers vs. Alabama and 25 at Arkansas. The Cats turned Auburn over 25 times and scored a season-high 32 points off those miscues.
- The win at Florida snapped an eight-game losing streak for the Cats. The streak came against stiff competition falling on the road at Florida Gulf Coast, Miami (Fla.), Middle Tennessee (who have all been receiving votes this season) and No. 19 Texas A&M, and home setbacks vs. Georgia (currently No. 20 in AP Top 25), No. 3 Louisville, No. 7 Tennessee and No. 24 Cal.
- Thirteen of Kentucky's 14 losses this season have come to teams that have been ranked or receiving votes in the national rankings. Eight of the 13 losses have come to teams that were ranked inside the top-25 at the time UK played in (Baylor, UofL, Cal, Tenn., TAMU, South Carolina, Mizzou, Miss. State).
- Kentucky is the only team in the SEC to play six non-conference true road games this season.
- UK is 0-8 vs. ranked foes this season, falling to Baylor, UofL, Cal, Tennessee, Texas A&M, South Carolina, Missouri and Mississippi State. UK is scheduled to play two more games against teams either ranked or receiving votes in the top 25s at No. 8 South Carolina and vs. No. 2 Mississippi State.
- The Wildcats have played 14 games this season against teams that currently rank top 100 in the NCAA RPI with two wins vs. No. 88 Washington State and No. 85 Alabama.
- UK is in rebuilding mode this season after losing 33.6 of the it's 70.9 points scored from last season with the loss of All-America honorees Makayla Epps and Evelyn Akhator. UK lost 47.4% of its scoring, 42.0% of its rebounding, 49.7% of its made field goals, and 35.3% of its assists.
- The Wildcats are relying on five newcomers - including four true freshmen - to replace that production. The five newcomers are a part of a top-20 recruiting class last year by Mitchell and Co., but UK got thin in the post prior to the start of the season with the loss of Anyagaligbo.
- Kentucky entered the season with 11 of its 14 players having played only one season or less for the Wildcats. Rice, Murray, Morris are the only three that entered the season having played more than one season with the program. Cann, Hardin, Halsel, Poffenberger and Roper are in their second seasons, while the five newcomers and Anyagaligbo are in their first season.
- Maci Morris played limited minutes in UK's loss vs. Georgia and its win at Florida before missing the Vanderbilt game due to a bone bruise in her knee. She returned to play 30 minutes against South Carolina with a team-high 19 points while she scored 16 points and hit two 3s against Alabama. Morris played 25 minutes vs. Auburn and hit a season-high tying five 3s to lead UK with 18 points.
- Morris is making her way up the all-time 3-point field goals made list at Kentucky. The native of Pineville, Ky., has hit 161 career 3s which ranks her seventh all-time in UK history. Morris needs 1 more to tie Jenny Pfeiffer (2003-07) for sixth all-time. Earlier this season, Morris hit nine straight 3 attempts, going 3-for-3 in the second half vs. Baylor, 2-for-2 vs. TTU and 4-for-her-first-4 vs. UE.
- Morris became the 33rd member of UK's 1,000-Point Club scoring the first six points of UK's win vs. Auburn. The native of Bell County, Ky., is the 17th Kentuckian on the list. She now has 1,094 points.
- Kentucky ranks top five in the league in fewest turnovers, three-point field goal percentage, free-throw percentage and fewest turnovers per game. UK ranks 41st nationally and fourth in the league in fewest turnovers per game at 13.2, while UK ranks 40th nationally and fourth in the SEC in 3-point field-goal percentage. A complete list of UK's national and SEC rankings are on page 11.
- Kentucky is hitting 6.1 3s per game this season. If that shooting continues, the Wildcats are on pace for one of the best 3-point shooting seasons in program history. The 2012-13 team hit a program-record 240 3s. UK's current total of 164 made 3s ranks seventh most in a season in program history.
- Kentucky started the season with a 6-0 record for the first time since the 2015-16 season when UK began the year 11-0. This was the fifth time UK started a season 6-0 under Mitchell and the ninth such start in program history.
- Matthew Mitchell became the all-time winningest head coach in Kentucky women's basketball history in March of 2013 with his 139th win at UK. The win at Florida was Mitchell's 250th at Kentucky. Including the storied history of the UK MBB program, he is the fifth Kentucky Basketball head coach to win 250 games with the Wildcats joining Adolph Rupp, Joe B Hall, Tubby Smith and John Calipari.
- UK has scored 80 or more points four time this season, including 100+ twice. The Wildcats have scored 100+ points 18 times under Matthew Mitchell with a 18-0 record in those games. This was the first time since 2013-14 that UK has scored 100+ points in at least two of its first nine games.

SEC STANDINGS (2/16)

Team	SEC	Pct.	All	Pct.
Mississippi State	13-0	1.000	27-0	1.000
South Carolina	10-3	.769	21-5	.807
Georgia	9-4	.750	21-5	.807
Tennessee	9-4	.692	21-5	.807
Missouri	9-4	.692	21-5	.807
Texas A&M	9-4	.692	20-7	.740
LSU	9-4	.692	17-7	.708
Alabama	6-7	.461	16-10	.615
KENTUCKY	5-8	.384	13-14	.481
Auburn	4-9	.307	13-12	.520
Arkansas	3-10	.230	12-14	.461
Florida	2-11	.153	10-16	.384
Vanderbilt	2-11	.153	6-21	.222
Ole Miss	1-12	.076	11-15	.423

- Regular season co-champions
^ - Tournament champions

QUICK FACTS

Location: Lexington, Ky.
 Founded: 1865
 Enrollment: 30,000
 Nickname: Wildcats
 Colors: Blue (PMS 286) and White
 Conference: Southeastern (Eastern Division)
 Arena: Memorial Coliseum (8,000)
 President: Dr. Eli Capilouto
 Athletics Director: Mitch Barnhart
 Faculty Representative: Dr. Joseph L Fink III


COACHING STAFF

Head Coach: Matthew Mitchell
 Assistant Coaches: Kyra Elzy, Niya Butts, Lin Dunn

MEDIA RELATIONS

Asst. Media Relations Dir./WBB Contact
 Evan Crane
 270-559-8120 · cell
 wesley.crane@uky.edu
 Twitter: @EvanCraneKy
 Media Relations Assistant (No. 2 WBB Contact)
 Karlie Kinneer
 515-460-1285 · cell
 karlie.kinneer@uky.edu
 Twitter: @KarlieKinneer

WHO'S UP NEXT?

 at Ole Miss
 Thursday, Feb. 22
 8:30 p.m. ET
 The Pavilion at Ole Miss
 (9,500)
 SEC Network

UK WBB ON SOCIAL MEDIA

Kentucky women's basketball is one of the most popular programs on Twitter. UK's account ranks fourth nationally, while head coach Matthew Mitchell has the se-most followers among Division I women's basketball coaches.

@KentuckyWBB - 4th nationally with 38K+ followers
 @UKCoachMitchell - 2nd nationally with 33K+ followers

KENTUCKY'S RECORD WHEN...

	ALL	SEC
Leading or tied at halftime	12-2	5-0
Trailing at halftime	1-12	0-8
Shoot 50 percent or higher	4-2	1-2
Shoot 60 percent or higher	1-0	1-0
Shoot less than 50 percent	9-12	4-6
Shoot higher percentage than opp.	12-2	4-1
Shoot lower percentage than opp	1-12	1-7
Opp. shoot worse than 50 percent	13-11	5-6
Opp. shoot 50 percent or higher	0-4	0-3
Opp. shoot 60 percent or higher	0-1	0-1
Score less than 60 points	1-7	1-4
Score 60 or more points	12-6	4-3
Score 70 or more points	10-3	3-3
Score 80 or more points	4-0	0-0
Score 90 or more points	2-0	0-0
Score 100 or more points	2-0	0-0
Opp. score 30 or less points	0-0	0-0
Opp. score 40 or less points	2-0	0-0
Opp. score 50 or less points	3-0	1-0
Opp. score 60 or less points	9-1	4-1
Opp. score 70 or less points	13-8	5-3
Opp. score 80 or less points	13-11	5-6
Opp. score 60 or more points	4-14	1-7
Opp. score 70 or more points	1-9	0-6
Opp. score 80 or more points	0-4	0-2
Opp. score 90 or more points	0-0	0-0
Outrebound or same as opponent	11-4	3-1
Outrebounded by opponent	2-10	2-7
Commit fewer turnovers than opp.	10-6	4-5
Commit same turnovers as opp.	0-3	0-1
Commit more turnovers than opp.	3-5	1-2
Commit single digit turnovers	2-2	0-2
Force 20 or more turnovers	2-1	1-1
Force 25 or more turnovers	1-0	1-0
Make 6 or more 3-pointers	10-7	3-4
Make 5 or fewer 3-pointers	3-6	2-4
Opp. make 6 or more 3-pointers	4-10	3-5
Opp. make 5 or fewer 3-pointers	9-4	2-3
Game decided by 10 pts or less:	2-6	1-3
Game decided by 1-5 pts:	1-4	1-3
Game decided by 6-10 pts:	0-1	0-0
Game decided by 11-15 pts:	1-4	1-3
Game decided by 16+ pts:	10-4	3-2
Overtime games:	0-0	0-0
Televised games:	12-14	5-8
ACCN Extra	0-1	0-0
SEC Network+	10-1	4-1
Fox College Sports Central	0-1	0-0
ESPN	0-2	0-2
ESPN2	0-0	0-0
ESPN3	0-1	0-0
SEC Network	1-7	1-5
Pac-12 Network	1-0	0-0
Games vs. AP ranked opponents:	0-8	0-5
Games vs. AP Top 10	0-5	0-3
Games following a loss:	4-10	3-6
Games following a win:	8-4	2-2
More points in the paint than opp.:	10-4	4-2
Fewer points in the paint than opp.:	2-10	1-6
Same points in the paint than opp.:	1-0	0-0
More points off turnovers:	11-2	3-2
Fewer points off turnovers:	1-12	1-7
Same points off turnovers:	0-1	0-0
More bench points than opp.:	11-8	5-5
Fewer bench points than opp.:	2-5	0-3
Same bench points as opp.:	0-1	0-0
More 2nd-chance points than opp.:	8-6	2-2
Fewer 2nd-chance points than opp.:	3-8	1-6
Same 2nd-chance points as opp.:	2-0	2-0
One UK player scores 10+:	0-4	0-4
Two UK players score 10+:	2-4	1-0
Three UK players score 10+:	5-2	2-2
Four UK players score 10+:	2-4	0-2
Five UK players score 10+:	4-0	2-0
Six UK players score 10+:	0-0	0-0
Seven UK players score 10+:	0-0	0-0
Eight UK players score 10+:	0-0	0-0
On Monday:	1-1	1-1
On Tuesday:	1-0	0-0
On Wednesday:	1-0	0-0
On Thursday:	5-6	4-3
On Friday:	1-1	0-0
On Saturday:	0-0	0-0
On Sunday:	4-6	0-4
In November:	6-1	0-0
In December:	2-5	0-1
In January:	2-4	2-4
In February:	2-3	2-3
In March:	0-0	0-0
In April:	0-0	0-0

- All 13 eligible Wildcats this season have not only played but scored this season. That is the most players to score in a game for a UK team since 2012-13.
- The Wildcats showed their potential for an explosive offense in the season opener vs. Sacramento State by scoring a program-record 31 first-quarter points before breaking that record with 35 first-quarter points against Evansville. The 35 points scored is the most in any quarter for UK since the new four-quarter program was created in 2015-16.
- Junior forward Ogechi Anyagaligbo will miss the 2017-18 season due to sustaining a torn ACL in Kentucky's exhibition game vs. Southern Indiana. The loss leaves Kentucky with just one scholarship post player this season that is not a true freshman.
- For the eighth straight year, UK began its season ranked or receiving votes inside in the USA Today/Coaches' and AP Preseason Top 25, receiving votes in both listings. The Wildcats' highest ranking this season was No. 20 in the AP Top 25 and No. 23 in the USA Today/Coaches Top 25.
- In 44 years of varsity women's basketball, Kentucky has 88 wins over ranked opponents, including 47 of those wins coming under Mitchell.
- UK played three regular-season games inside Rupp Arena this year for the first time since the 2007-08 season when UK played five games inside the historic building. UK went 0-3 inside Rupp Arena this season.

SERIES HISTORY VS. SOUTH CAROLINA

- Kentucky leads the all-time series in games played against South Carolina 33-29 but the Gamecocks have won seven straight in the series, which is the second longest winning streak in the series for either team.
- South Carolina leads the series 17-10 in games played in Columbia and has won five straight home games against the Wildcats. UK's last win in Columbia was a 66-58 victory on Jan. 15, 2012.
- The two teams have met twice in the regular season every year since 1996.

SCOUTING SOUTH CAROLINA

- South Carolina enters Sunday's game coming off an impressive 77-65 win at No. 20 Georgia on Thursday. The Gamecocks shot just 39.7 percent from the field and were 4-of-11 from long range, but went 27-of-35 from the free-throw line while Georgia attempted just nine free throws. USC had a 16-8 edge in points off turnovers and 18-8 advantage in second-chance points. A'ja Wilson recorded a double-double with 18 points and 16 rebounds.
- The Gamecocks enter the weekend with a 21-5 record, including a 10-3 mark in SEC play. USC is 11-2 at home this season with both losses coming to highly ranked teams in No. 1 UCONN and then-No. 6 Tennessee. As a team, South Carolina is averaging 78.7 points per game and hitting 47.7 percent from the field and 34.3 percent from 3.
- Wilson leads the Gamecocks averaging 22.5 points per game and 11.6 rebounds per game. The reigning SEC Player of the Year is hitting 54.9 percent from the field and is 126-of-186 from the free-throw line. Alexis Jennings is averaging 12.0 points and 6.9 rebounds per game, while Tyasha Harris is averaging 11.0 points and has a team-best 164 assists.

LAST TIME VS. SOUTH CAROLINA

- Kentucky rallied early in the second half but could not erase a 14-point halftime lead by then-No. 10 South Carolina in the two team's first meeting on Jan. 21 inside Rupp Arena. The Wildcats scored 44 points in the second half, including outscoring the Gamecocks 28-25 in the third quarter but USC shot 60.4 percent from the field in the game, including 19-for-24 overall and 5-for-7 from 3 in the second half to secure the win.
- UK forced the Gamecocks into 17 turnovers and scored 23 points off those miscues, while also earning 15 offensive rebounds and 17 second-chance points.
- A'ja Wilson led all scorers with 26 points on 10-of-12 shooting with four blocks and three steals. Maci Morris led Kentucky with 19 points adding four assists while Taylor Murray had 17 points. KeKe McKinney earned a career-best 12 points with seven rebounds, while Dorie Harrison had 11 points and seven boards.

2017-18 GAME NOTES

OFFENSIVE TRENDS TELL THE STORY

There are some key offensive stats that have helped tell why the Wildcats have been able to turn the season around with some success in the past few weeks. UK has won four of its last seven games shooting 48.1 percent from the field in those games, including 39.8 percent from 3 and averaging 71.6 points per game. In its previous seven games before that, UK was shooting just 35.6 percent from the field, 27.4 percent from 3 and averaging just 56.1 points per game.

The Wildcats have scored 20+ points in 13 of its last 30 quarters. UK has had at least four players in double figures in five of the last eight games, including five in both games vs. Arkansas. UK is 4-0 this season when five players are in double figures.

Other offensive trends that help tell UK's story are:

- Kentucky has had 14+ assists in five of its last seven games and is 12-2 this season with 14+ dimes.
- UK is 10-3 this season when it scored 70 or more points and hits 40 percent or better from the field.
- The Wildcats are 5-1 this season when they score 20+ points of turnovers. UK had 28 points off turnovers vs. Alabama, 25 at Arkansas and a season-best 32 vs. Auburn forcing the Tigers into 25 turnovers.
- Five of UK's best nine shooting games this season have come in the past seven games. In fact, UK shot 45% or better from the field just four times in its first 20 games while they have accomplished the feat five times in the last seven games.

SECOND HALF CATS

The Wildcats have not come out of the gates the way Coach Mitchell would want them, but UK is getting it done in the second half this season. In its last eight second halves, the Wildcats are shooting 50.5 percent from the field, 42.0 percent from 3 and averaging 40.0 points. Against Missouri, UK outscored the Tigers 46-42

in the second half with 32 4Q points and hit 54.8 percent from the field. The Cats outscored Alabama 45-25 (25-5 in the 4Q) in the second half hitting 72 percent from the field and followed that script vs. Auburn by outscoring the Tigers 36-23 in the second half and hit 54.5 percent. UK outscored LSU 44-34 in the second half. The Wildcats outscored No. 2 Mississippi State 21-16 in the third quarter and fell just short of outscoring the Bulldogs the entire second half, 33-34. UK continued its strong second half streak against Arkansas, outscoring the Razorbacks 39-25 in the final 20 minutes, including 21-10 in the fourth quarter.

TOUGHNESS, MATURITY HELP UK SWEEP SEASON SERIES VS. ARKANSAS

Early in the second half of the second meeting against Arkansas, the Wildcats held a 45-34 lead and looked to be in complete control. Then adversity hit as the Razorbacks went on a 11-0 run to tie the game at 45. Instead of backing down, however, the Wildcats showed toughness and maturity according to Mitchell by ending the third quarter on a 12-2 run to retake the lead and then sealed the win with a 14-1 run in the fourth quarter. It was two Maci Morris free throws that stopped the Arkansas run and then a huge 3-pointer by Tatyana Wyatt and layup by Taylor Murray to push the lead to 7. After an Arkansas free throw, Wyatt hit another 3 to give UK a nine-point lead and after another Arkansas free throw, Wyatt hit connected on two foul shots to give the Cats a 57-47 edge at the end of the third quarter.

Five Wildcats scored in double figures in the game with Morris leading the way with 20 while Wyatt had 11 with a career-high three 3s. Alyssa Rice had 13 points, nine rebounds and three blocks, while KeKe McKinney had 11 points and Dorie Harrison had 10 points. UK won the battle in the paint 38-12 and had a 32-7 edge in bench points.

DEFENSE, CLUTCH FOURTH QUARTER POWERS UK OVER AUBURN

Kentucky shot just 39.2 percent from the floor against Auburn, but thanks to outscoring the Tigers 23-10 in the fourth quarter the Wildcats earned their third straight double-digit victory. The win marked the first time this season that UK had won a game when shooting a lower percentage than its opponent.

It was Kentucky's defense that helped the Cats earn the win, limiting the Tigers to just 48 points. UK forced a season-high 25 turnovers in the game and scored a season-high 32 points off those Auburn miscues. In its last five games, UK has limited its opponents to 20 points or less in 17 of 24 quarters including 13 or less points in seven quarters.

Although UK struggled in the fourth quarter at Arkansas to sustain a 25+ point lead, the Wildcats have used strong fourth quarters against Auburn, Alabama and vs. Arkansas at home for wins. UK outscored Alabama 25-5 in the fourth and Auburn 23-10. The Wildcats outscored LSU 27-21 in the fourth quarter.

UK'S OFFENSE EXPLODES VS. ALABAMA

Kentucky had been putting in way too much hard work in practice everyone knew the Wildcats were going to have a breakout performance sooner rather than later. That performance came against Alabama as UK went 33-of-51 from the field for 64.7 percent - the second best field goal percentage in a game in program history. The Wildcats went on to win the game 79-54 thanks to a 25-5 edge in the fourth quarter. The 25-point margin of victory was UK's largest in a SEC game since defeating Ole Miss 89-57 in Jan, 2017. UK outscored the Tide in the paint, 36-20, and off turnovers, 28-10, while four Kentucky players scored in double figures.

Taylor Murray recorded her fourth career double-double with 20 points and a season-high 10 assists, becoming the first player in program history to have at least 20 points and 10 assists in an SEC game. The performance marked the fourth 20-point, 10-assist performance in UK women's basketball history, and the first since Makayla Epps vs. Morehead State on Nov. 18, 2015. Her 10 assists marked the first double-digit assist performance from a UK player since she had 11 vs. Florida on Feb. 19, 2017.

Dorie Harrison and KeKe McKinney were also brilliant in the game. Harrison scored a career-high 15 points and grabbed five boards for UK, going 5-of-9 from the floor. She also made five free throws on six attempts. McKinney matched her career-high with 12 points to go with five rebounds in the victory. It was her second consecutive game scoring 12 points.

KENTUCKY SHOWS OFFENSIVE POTENTIAL IN SECOND HALF VS. SOUTH CAROLINA

Kentucky scored 28 points in the third quarter against South Carolina, which was its most points in a quarter in conference play this season. It was the type of performance Mitchell and Co. knew they could use to move forward. The Wildcats looked much more efficient on the offensive side against the Gamecocks, scoring 44 points in the second half on 42.5% shooting from the field, including four 3s. The Wildcats also showed some improvement in some "hustle areas" as Mitchell calls them with a 15-9 edge in offensive rebounds and 17-7 edge in second-chance points. UK forced South Carolina into 17 turnovers and scored 23 points off those miscues. Although UK ended the game with 16 turnovers, the Wildcats only had two miscues in the second half.

MITCHELL'S DEFENSIVE FUNDAMENTALS WILL PLAY OFF IN LONG RUN

You don't have to spend too much time around Matthew Mitchell to understand his importance on defensive fundamentals. The Wildcats have showed they aren't where they need to be but are improving every day. UK's best defensive performance came against Gardner-Webb, limiting the Running' Bulldogs to just 34 points on 14-of-55 shooting in a 72-34 win inside Memorial Coliseum. UK was also strong defensively against Marshall, limiting the Herd to just 29.8% from the field on 14-of-47 shooting. Marshall did not make a field goal in the fourth quarter. UK limited Tennessee Tech to just 33.3 percent from the field and posted a season-best 9 blocks.

In league play, Kentucky limited Tennessee to just 63 points, which was the lowest scoring total of the season for the Lady Vols, who entered the game averaging 88.3 points per game. Against Georgia, the Wildcats limited the Bulldogs to just 56 points on 27.8 percent shooting, forcing 18 turnovers. The Crimson Tide hit just 39.2 percent from the field against UK scoring just 54 points, while Auburn scored just 48. UK has scored 20 points or more off opponent turnovers in four of its last seven games. UK had 19 vs. Missouri.

6 Against Arkansas at home, the Razorbacks scored just 57 points, its lowest scoring total in its past 5 games.

DOUBLE-DOUBLES

TAYLOR MURRAY: 4 CAREER (2 SEASON)

2017-18 (2)
18 points - 12 rebounds at Montana, 11-16-17
20 points - 10 assists vs. Alabama, 1-25-18
2016-17 (2)
11 points - 13 rebounds at LSU, 1-19-17
18 points - 13 rebounds at Missouri, 1-30-17

MACI MORRIS: 1 CAREER (1 SEASON)

2017-18 (1)
10 points, 10 rebounds vs. Gardner-Webb, 11-12-17

MAKENZIE CANN: 2 CAREER (2 SEASON)

2017-18 (3)
15 points, 10 rebounds at Wash. State, 11-19-17
15 points, 10 rebounds vs. Morehead St., 11-22-17

ALYSSA RICE: 2 CAREER (2 SEASON)

2017-18 (2)
19 points, 10 rebounds vs. Marshall, 11-26-17
11 points, 12 rebounds at Miami, 12-10-17

TATYANA WYATT: 1 CAREER (1 SEASON)

2017-18 (1)
20 points, 10 rebounds vs. Evansville, 12-5-17

CAREER 20-POINT GAMES

Maci Morris		9
29	vs. Arizona State	12/11/16
20	at Washington State	11/19/17
22	at Baylor	11/30/17
20	vs. Evansville	12/5/17
21	vs. Cal	12/21/17
22	at Texas A&M	1/4/18
22	at Missouri	2/8/18
21	at Mississippi State	2/13/18
20	vs. Arkansas	2/15/18

Taylor Murray		6
21	at Louisville	12/4/16
23	at Tennessee	1/1/17
29	at South Carolina	2/26/17
22	vs. Sacramento State	11/10/17
23	at Vanderbilt	1/15/18
20	vs. Alabama	1/25/18
23	at Missouri	2/8/18

Makenzie Cann		1
20	vs. New Hampshire	11/17/16

Tatyana Wyatt		1
20	vs. Evansville	12/5/17

MATTHEW MITCHELL ERA

(2007-Present)	Total
Home Games.....	155-35
Memorial Coliseum.....	149-26
Rupp Arena.....	6-9
Road Games.....	69-57
Neutral Sites.....	33-18
SEC Games.....	107-62
Home.....	61-23
Road.....	45-39
Regular season, non-conference.....	119-32
Home.....	89-9
Road.....	24-20
Neutral.....	6-3
vs. ranked teams in non-conference.....	12-15
SEC Tournament.....	15-10
NCAA Tournament.....	16-8
WNIT.....	3-2
Leading or tied at halftime.....	206-27
Trailing at halftime.....	48-86
Shoot 50 percent or higher.....	41-5
Shoot less than 50 percent.....	213-109
Shoot higher percentage than opp.....	133-17
Shoot lower percentage than opp.....	65-95
Shooting same percentage as opp.....	2-2
Opp. shoots worse than 50 percent.....	246-79
Opp. shoots 50 percent or higher.....	8-35
Score fewer than 60 points.....	20-46
Score 60 or more points.....	228-64
Score 70 or more points.....	166-26
Score 80 or more points.....	95-5
Score 90 or more points.....	41-1
Score 100 or more points.....	18-0
Opp. scores 30 or fewer points.....	2-0
Opp. scores 40 or fewer points.....	18-0
Opp. scores 50 or fewer points.....	57-1
Opp. scores 60 or fewer points.....	143-12
Opp. scores 70 or fewer points.....	217-43
Opp. scores 80 or fewer points.....	240-79
Opp. scores 60 or more points.....	106-86
Opp. scores 70 or more points.....	33-63
Opp. scores 80 or more points.....	5-31
Opp. scores 90 or more points.....	2-10
Outrebounds or same as opponent.....	174-42
Outrebounded by opponent.....	80-72
Commits fewer turnovers than opp.....	205-58
Commits same turnovers as opp.....	3-10
Commits more turnovers than opp.....	46-46
Force 30 or more turnovers.....	30-1
Makes 6 or more 3-pointers.....	131-30
Makes 5 or fewer 3-pointers.....	124-84
Game decided by 10 pts or fewer.....	97-65
Game decided by 1-5 pts.....	47-29
Game decided by 11-15 pts.....	38-22
Game decided by 16+ pts.....	115-19
Overtime games.....	9-4
Televised games.....	165-81
Games vs. ranked opponents.....	47-61
Games vs. top 10 ranked opponents.....	16-37
Games following a loss.....	70-33
Games following a win.....	172-80
More points in the paint than opp.....	186-30
Fewer points in the paint than opp.....	59-74
Same points in the paint than opp.....	9-10
More bench points than opp.....	188-50
Fewer bench points than opp.....	63-62
Same bench points as opp.....	3-2
More 2nd-chance points than opp.....	168-58
Fewer 2nd-chance points than opp.....	65-48
Same 2nd-chance points as opp.....	21-8
On Monday.....	12-9
On Tuesday.....	11-5
On Wednesday.....	16-2
On Thursday.....	65-36
On Friday.....	35-6
On Saturday.....	24-12
On Sunday.....	91-44
In November.....	60-9
In December.....	47-21
In January.....	62-33
In February.....	47-29
In March.....	38-21
In April.....	0-1

STARTING LINEUP RECORDS

Team	F/G	C	G	G	G	Result
Sacramento St	Harrison	Rice	Cann	Murray	Morris	W, 101-70
Gardner-Webb	Harrison	Rice	Cann	Murray	Morris	W, 72-34
Montana	Harrison	Rice	Cann	Murray	Morris	W, 71-54
Wash. State	Harrison	Rice	Cann	Murray	Morris	W, 73-68
Morehead St.	Harrison	Rice	Cann	Murray	Morris	W, 86-53
Marshall	Harrison	Rice	Cann	Murray	Morris	W, 69-39
Baylor	McKinney	Rice	Cann	Murray	Morris	L, 63-90
Tenn. Tech	McKinney	Rice	Cann	Murray	Morris	W, 82-54
Evansville	McKinney	Rice	Cann	Murray	Morris	W, 100-62
FGCU	Wyatt	Rice	Cann	Murray	Morris	L, 70-64
Miami	Wyatt	Rice	Cann	Murray	Morris	L, 65-54
UofL	Roper	Rice	Cann	Murray	Morris	L, 87-63
Cal	McKinney	Rice	Cann	Murray	Morris	L, 62-52
MTSU	McKinney	Rice	Cann	Murray	Morris	L, 62-57
Tennessee	McKinney	Rice	Cann	Murray	Morris	L, 63-49
TAMU	Harrison	Rice	Cann	Murray	Morris	L, 74-70
Georgia	Harrison	Rice	Cann	Murray	Morris	L, 56-42
Florida	Wyatt	Rice	Cann	Murray	Morris	W, 56-53
Vandy	Wyatt	Rice	Cann	Murray	Roper	L, 70-55
S. Carolina	McKinney	Rice	Cann	Murray	Morris	L, 81-64
Alabama	McKinney	Rice	Cann	Murray	Morris	W, 79-54
Arkansas	McKinney	Rice	Cann	Murray	Morris	W, 76-65
Auburn	McKinney	Rice	Cann	Murray	Morris	W, 65-48
LSU	McKinney	Rice	Cann	Murray	Morris	L, 72-70
Missouri	McKinney	Rice	Cann	Murray	Morris	L, 83-78
Miss. State	McKinney	Rice	Cann	Murray	Morris	L, 74-55
Arkansas	McKinney	Rice	Cann	Murray	Morris	W, 78-57
S. Carolina						
Ole Miss						
Miss. State						
Record by Lineups:						
1.	Harrison	Rice	Cann	Murray	Morris	6-2
2.	McKinney	Rice	Cann	Murray	Morris	6-8
3.	Wyatt	Rice	Cann	Murray	Morris	1-2
4.	Roper	Rice	Cann	Murray	Morris	0-1
5.	Wyatt	Rice	Cann	Murray	Roper	0-1

bold indicates last starting lineup used

WILDCATS HOME SHOOTING TOUCH HAS RETURNED

Prior to its game against Cal, the Wildcats were shooting 48.7 percent from the field at home, including 43.1 percent from 3 and averaged 81.9 points per game. Against Cal, Tennessee and Georgia, the Wildcats shot 26.1 percent from the field at home, including 25.4 percent from 3 and averaged just 47.7 points per game. UK was 6-1 at home prior to the Cal game with the lone loss coming to top-three ranked UofL, while the Cats have lost to Cal, Tennessee, Georgia and South Carolina since. Kentucky has come out of its home shooting slump as the Wildcats have hit 48.2 percent from the field in their last five home games and are averaging 71.2 points per game. Included in that is the 64.7 percent against Alabama.

GUARDS TAKING CARE OF THE BALL

UK's guard have showed great ball control this season as Taylor Murray and Jaida Roper have combined to play 1400 minutes over 27 games and only committed 87 turnovers while dishing out 165 assists. Murray has played 902 minutes and has 48 turnovers with 109 assists, while Roper has played 498 minutes and has 40 turnovers with 56 assists. Murray has an assist-turnover ratio of 2.3, which ranks 46th nationally and third in the SEC. Roper has a 1.4 assist-turnover ratio. UK ranks 80th nationally and sixth in the SEC in assist-turnover ratio at 1.0. Collectively, Murray and Roper - the two guards who run the point the most - have a combined assist-turnover ratio of 1.89. The national leader in team assist-turnover ratio is 1.79 (UCONN). Murray has six games this season without a turnover, while she has one or less in 13 games. As a team, Kentucky ranks 41st in the nation and fourth in the SEC in fewest turnovers per game at 13.2.

ITS RAINING 3S

Kentucky returned 76.9% of its 3-point production from last season and a large part of that is due to junior guard Maci Morris and senior guard Makenzie Cann. Their strong shooting and the continued development of other players on the team has UK on pace for a monster season from long range.

Morris is 59-for-127 from 3 this season, which ranks ninth in the nation and second in the SEC in 3-point percentage at 46.5. If the season ended today, Morris would have the best 3-point field-goal percentage in a season in program history (45.4). Cann is 39-for-116 for 34.9 percent and has hit a 3 in every game but six this season. In all, eight Wildcats have hit a 3 this season.

The Wildcats are on pace to have one of the best 3-point shooting years in UK history. The Cats have 164 3s, averaging 6.1 per game. If that average continues through UK's remaining schedule it would hit 183 3s. The school record for 3s in a season is 240 by the 2012-13 team. UK has hit eight or more 3s in five games, including a season-best 11 against Baylor. UK's 169 3s last year ranked sixth most in a season in UK history. The top six 3s hit in a season have all occurred under Matthew Mitchell.

TOP-10 HOME GAMES ATTENDANCES (! INCLUDES RUPP ARENA)

1.	23,705	Duke !	12/22/13
2.	22,075	Baylor !	11/17/14
3.	18,488	DePaul !	12/07/12
4.	17,150	Duke !	12/20/15
5.	14,508	Duke !	12/08/11
6.	14,425	Louisville !	12/10/15
7.	13,689	Tennessee !	01/26/06
8.	10,622	Old Dominion	02/05/83
9.	10,390	Rutgers !	01/12/80
10.	10,192	Louisville !	12/28/06

TOP-10 MEMORIAL COLISEUM ATTENDANCES

1.	10,622	Old Dominion	02/06/83
2.	8,429	Tennessee	01/29/04
3.	8,223	Auburn	02/18/83
4.	8,200	Tennessee	02/09/83
5.	8,130	Tennessee	01/23/00
6.	7,965	Tennessee	03/03/13
7.	7,963	Louisville	12/11/13
8.	7,961	Tennessee	01/12/12
9.	7,951	Louisville	12/04/11
10.	7,888	Florida	01/22/12

HOME COURT WINNING STREAKS (INCLUDES RUPP ARENA)

	Games	Began	Ended
1.	34	Feb. 13, 2011	Feb. 3, 2013
2.	30	Feb. 12, 1980	Jan. 31, 1982
3.	25	March 19, 2009	Jan. 9, 2010
4.	19	Feb. 23, 1982	Feb. 9, 1983
5.	14	Jan. 31, 1990	Jan. 27, 1991
6.	13	Jan. 30, 1984	Jan. 13, 1985
	13	March 2, 2014	Jan. 29, 2015
8.	11	Feb. 7, 1987	Jan. 7, 1988
	11	Feb. 10, 1979	Feb. 2, 1980
10.	10	Nov. 19, 2004	Jan. 27, 2005

KENTUCKY ATTENDANCE AVERAGES LAST 13 YEARS

Year	Total	(Games) Rank	Avg. PG
2003-04	72,533	(14 games) 16th	5,182
2004-05	90,663	(19 games) 20th	4,772
2005-06	77,411	(15 games) 20th	5,161
2006-07	87,943	(15 games) 13th	5,863
2007-08	85,769	(18 games) 23rd	4,756
2008-09	75,194	(17 games) 21st	4,423
2009-10	95,615	(17 games) 14th	5,624
2010-11	95,453	(15 games) 11th	6,364
2011-12	113,068	(18 games) 13th	6,282
2012-13	104,447	(17 games) 11th	6,144
2013-14	121,089*	(18 games) 9th	6,727*
2014-15	108,436	(17 games) 8th	6,379
2015-16	116,164	(18 games) 8th	6,454
2016-17	104,252	(20 games) 14th	5,213

* - SCHOOL RECORD



Memorial Coliseum (8,000)

- The Cats own a 439-155 (.739) overall in the historic building, including a 149-26 (.851) mark under head coach Matthew Mitchell.
- The Cats have ranked in the top 25 nationally, and in the SEC's top four, in average attendance 14 straight seasons. UK ranked 14th nationally in average attendance with 5,213 fans per game last year.
- UK's 13-game home winning streak (the sixth-longest in school history) was snapped on Jan. 29, 2015 vs. Tennessee.



Rupp Arena (23,000)

- The Cats are 25-18 all-time in Rupp Arena (.581), including a 6-10 mark under Matthew Mitchell. (NOTE: UK's game against Washington in the 2016 Sweet 16 did not count as a home game, but does count in UK's record in the all-time building.)
- The second-highest attendance mark in school history was set on Nov. 17, 2014 when 22,075 fans witnessed UK's upset of No. 8/9 Baylor, 74-64.
- For the first time since the women's basketball Final Four in 1986, Rupp Arena and the University of Kentucky have been selected to host the NCAA regional tournament in 2016, 2017 and 2018 for women's basketball.
- Kentucky will play three games in Rupp Arena this season, squaring off against SEC foes South Carolina, LSU and Tennessee.

2016-17 NATIONAL AVERAGE ATTENDANCE

Team	Total	Avg	Games
1. So. Carolina	196,431	12,277	16
2. Tennessee	146,948	9,184	16
3. Iowa State	173,018	9,106	19
4. UConn	142,213	8,888	16
5. Louisville	165,115	8,256	20
6. Notre Dame	137,764	8,104	17
7. Miss. St.	86,328	6,641	13
8. Michigan St.	84,152	6,011	14
9. Purdue	89,099	5,940	15
10. Baylor	106,812	5,934	18
11. Maryland	97,497	5,735	17
12. Gonzaga	84,266	5,618	15
13. Ohio St.	93,921	5,218	18
14. Kentucky	104,252	5,213	20
15. Kansas St.	92,454	5,136	18

2016-17 NATIONAL TOTAL ATTENDANCE

Team	Total	Avg	Games
1. So. Carolina	196,431	12,277	16
2. Iowa State	173,018	9,106	19
3. Louisville	165,115	8,256	20
4. Tennessee	146,948	9,184	16
5. UConn	142,213	8,888	16
6. Notre Dame	137,815	8,104	17
7. Baylor	106,812	5,934	18
8. Kentucky	104,252	5,213	20
9. Maryland	97,497	5,735	17
10. Ohio State	93,921	5,218	18

MEDIA REQUESTS

CREDENTIAL REQUESTS

Requests for media credentials and parking passes for 2017-18 Kentucky WBB home games should be made to Evan Crane at wesley.crane@uky.edu. Requests for UK away games should go to the media relations office of the home team.

UK WEBSITE -- UKATHLETICS.COM

Visit the official University of Kentucky Athletics web site at ukathletics.com. The official Southeastern Conference web site is secsports.com. A more interactive web site can be found at kentuckywomensbasketball.com.

GET LIVE STATS ON YOUR LAPTOP!

The University of Kentucky has partnered with StatBroadcast Systems to provide stats technologies, namely its StatMonitr wireless stat monitors and online media stats, at Kentucky home women's basketball games this season.

To access live game stats on your personal laptop, go to: <http://kentucky.statbroadcast.com>.

UK MEDIA CONFERENCE

Each game week in the UK Media Room head coach Matthew Mitchell will hold a press conference to discuss the upcoming game. Selected players are available following the press conference. Check with UK media relations for exact times and dates. Selected quotes from the media conference are available via ukathletics.com.

WEEKDAY INTERVIEWS

Interview Policies-General — All interviews with Kentucky women's basketball players or staff members must be arranged through the Media Relations office. Media should never contact a player or coach directly. In accordance with NCAA time management legislation, player interview requests must be submitted by Sunday at noon for the following week. Team locker rooms, and other team quarters are private team areas. Media members are not permitted in these areas unless accompanied by appropriate University personnel.

POST GAME INTERVIEWS

The visiting team coach and select players will be available in the Memorial Coliseum media room following a 10-minute cooling off period. UK's Matthew Mitchell will follow the visiting coach and UK players will be last. A member of the UK Media Relations staff will solicit media requests for players at the final media timeout. After the game, those players will be escorted to the interview area along with their coaches by a member of that school's media relations office as well as a representative of UK Media Relations. Quotes will be available for all working media in the UK Media Relations Office and on the official UK web site, ukathletics.com.

PRACTICE SCHEDULE

Practice usually runs from 3:30 - 6 p.m. ET in the Joe Craft Center. Practices are open to the media. However, we ask you to please call in advance due to changing practice schedules during the season. Contact Evan Crane for further information.

YOUNG CATS LOOKING FOR IDENTITY IN SEC

Kentucky entered the season needing to replace nearly 50 percent of its scoring and rebounding and so far the young and inexperienced Cats are still looking for their identity. UK is trying to replace All-America honorees Makayla Epps and Evelyn Akhator, with five newcomers - including four true freshmen - who have shown major potential but not enough consistency yet. Epps and Akhator were responsible for 47.4% of UK's scoring, 42.0% of its rebounding, 49.7% of its made field goals, 23.1% of its made 3-pointers and 35.3% of its assists. Kentucky entered the season with 11 of its 14 players having played only one complete season or less for the Wildcats. Rice, Murray, Morris are the only three that entered the season having played more than one season with the program. Cann, Hardin, Halse, Poffenberger and Roper are in their second seasons, while the five newcomers and Anyagaligbo are in their first season.

CATS GET BACK IN THE WIN COLUMN AT FLORIDA

Kentucky used its defense and some clutch shooting to end an eight-game losing streak and get back in the win column with a 56-53 victory at Florida. The Wildcats shot 58.3 percent from the field in the fourth quarter and 51.8 percent in the second half to earn the win. Murray scored a team-high 19 points with six rebounds going 8-of-12 from the field, while Paschal went 5-of-8 from the field to score 12 points off the bench. The Cats had a 22-18 advantage in paint points, 13-9 advantage in second-chance points and 23-4 edge in bench points.

SHOOTING HURT CATS DURING LOSING SKID

Prior to Kentucky's eight-game losing streak, the Wildcats were shooting 45.9 percent from the field, 40.9 percent from 3 and scoring 79.7 points per game. Those numbers dipped during the streak as the Cats shot 34.3 percent from the field, 29.1 percent from 3 and scored just 56.4 points per game.

DIFFICULT STRETCH

Starting with the game at Florida Gulf Coast and ending with its game vs. Georgia, the Wildcats played eight straight teams that had been/are ranked or receiving votes in the national rankings this season. UK's losses have come to teams that are having success this season with 13 of the 14 teams currently having a winning record: Baylor (24-1), FGCU (24-4), Miami (Fla.) (18-8), Louisville (26-2), Cal (17-9), Middle Tennessee (15-10), Tennessee (21-5), Texas A&M (20-7), Georgia (21-5), South Carolina (21-5), LSU (17-7), Missouri (21-5) and Mississippi State (27-0). Kentucky is the only team in the league to play six non-conference road games.

COMEBACK CATS STRIKE IN PULLMAN

Kentucky erased a 11-point deficit in the second quarter to earn a hard-fought, come-from-behind victory at Washington State on Nov. 19. UK trailed by 11 with 3:26 left in the second quarter before Makenzie Cann hit three 3s in UK's next four possessions to help cut the lead to 35-34 at halftime. In the second half, Maci Morris answered the call scoring 17 points to power the Wildcats to the win. Cann ended the game with her first career double-double with 15 points and 10 rebounds, while Taylor Murray had 13 points, eight assists and seven rebounds. The 11-point comeback tied the 12th largest come-from-behind victory under Mitchell.

UK's defense came up big late in the game. After a jumper by Amanda Paschal with just over two minutes to go, Alyssa Rice got a big-time block and was fouled on the ensuing possession. After Rice

MITCHELL IN THE SEC

SEC Record Under Mitchell: 107-62 (.633)

Home: 62-23 Away: 45-38

SEC Standings in the Mitchell Era:

2008: 4th (8-6) 4-3 (H) - 4-3 (A)
2009: 10th (5-9) 3-4 (H) - 2-5 (A)
2010: 2nd (11-5) 8-0 (H) - 3-5 (A)
2011: 2nd (11-5) 6-2 (H) - 5-3 (A)
2012: 1st (13-3) 8-0 (H) - 5-3 (A)
2013: 2nd (13-3) 7-1 (H) - 6-2 (A)
2014: 4th (10-6) 5-3 (H) - 5-3 (A)
2015: 4th (10-6) 6-2 (H) - 4-4 (A)
2016: 4th (10-6) 6-2 (H) - 4-4 (A)
2017: 3rd (11-5) 6-2 (H) - 5-3 (A)
2018: 9th (5-8) 3-4 (H) - 2-4 (A)

SEC Championships: 2012

SEC Coach of the Year: 2010, 2012

SEC Player of the Year:

Victoria Dunlap: 2010 and 2011
A'dia Mathies: 2012 and 2013

SEC Freshman of the Year:

A'dia Mathies: 2010
Bria Goss: 2012

SEC Defensive Player of the Year:

Victoria Dunlap: 2011

SEC 6th Woman of the Year:

Keyla Snowden: 2012 (Co-player)
Jen O'Neill: 2015 and 2014 (Co-player)

All-SEC First Team Members:

Victoria Dunlap: 2010 and 2011
A'dia Mathies: 2012 and 2013
DeNesha Stallworth: 2013
Makayla Epps: 2015 and 2016 and 2017
Evelyn Akhator: 2017

All-SEC Second Team Members:

Sarah Elliott: 2008
Samantha Mahoney: 2008
Victoria Dunlap: 2009
Eleia Roddy: 2009
A'dia Mathies: 2010
Samarie Walker: 2013
Jennifer O'Neill: 2014 and 2015
DeNesha Stallworth: 2014
Jane Thompson: 2016
Evelyn Akhator: 2016

All-SEC Freshman Team:

Victoria Dunlap: 2008
Amber Smith: 2008
A'dia Mathies: 2010
Bernisha Pinkett: 2011
Bria Goss: 2012
Linnae Harper: 2014
Alexis Jennings: 2015
Maci Morris: 2016

SEC All-Defensive Team:

Victoria Dunlap: 2010 and 2011
A'dia Mathies: 2011 and 2012
Samarie Walker: 2013
Linnae Harper: 2015

2017-18 HONORS

Taylor Murray

- Preseason All-SEC Second Team by league coaches

Dorie Harrison

- SEC Freshman of the Week (1/30)

Alyssa Rice

- SEC WBB Leadership Council Chair
- SEC Representative for NCAA Competition Committee
- Lisa Leslie Award Watch List

MITCHELL TOP 10 SEC WINS

Kentucky women's basketball head coach Matthew Mitchell has had a great tenure with the Wildcats and earned 103 career wins in Southeastern Conference play. That win total ranks him second amongst active coaches in the league in career SEC head coaching wins and 10th all-time. An updated career win list is below.

- 306 - Pat Summitt, Tennessee
 - 273 - Andy Landers, Georgia
 - 141 - Van Chancellor, Ole Miss/LSU (100 - Ole Miss / 41 - LSU)
 - 139 - Joe Ciampi, Auburn
 - 132 - Sue Gunter, LSU
 - 120 - Sharon Fanning, Kentucky/Miss. State (29 - Kentucky / 96 - Mississippi State)
 - 115 - Melanie Balcomb, Vanderbilt
 - 113 - Carol Ross, Florida/Ole Miss (84 - Florida / 29 - Ole Miss)
 - 115 - Gary Blair, A&M/Arkansas* (61 - A&M / 54 - Arkansas)
 - 106 - MATTHEW MITCHELL, KENTUCKY*** (106 - Dawn Staley, South Carolina*)
 - 96 - Rick Moody, Alabama
- * denotes active coach

made 1-of-2 from the free-throw line, Morris came up with a huge steal near midcourt and was fouled making both foul shots to give UK a three-point lead. Taylor Murray followed suit with a steal at midcourt again to give UK another possession. The Wildcats iced the game after two free throws from Cann with 7 seconds to go after a missed 3 by Washington State. Paschal was huge in the game, playing 15 minutes going 4-of-7 from the field for a career-best eight points. She also added three assists and three rebounds.

CATS PASS FIRST TRUE-ROAD TEST AT MONTANA

Matthew Mitchell got exactly what he wanted out of Kentucky's first true road test of the season: a victory and a test. After Montana took its only lead of the game in the second quarter and a loud crowd got into the game the Wildcats were staring down a tough road ahead. But after evening the score going into the break, UK outscored Montana 44-27 in the second half to earn the win. The road win was important for the Wildcats, who did not have success on the road early last season. Kentucky didn't earn its first true-road win last season until Jan. 12 against Alabama going 0-5 before that in true road tests.

TOP TO BOTTOM SCORING

With five newcomers on the squad Matthew Mitchell knew before the season started that depth was going to be to his advantage this season after having a short bench the past two years. With 13 eligible players on the team - including five that have played in their first career games this season - UK has shown it has a balanced scoring attack with all 13 players seeing playing time this season and scoring at least one point. Having 13 players score a point in a season is the most players to score at least one point in a season for the Wildcats since the 2012-13 season.

Kentucky has played nine or more players in every game but three, including 11 or more in 10 games and 12 or more in eight games. The bench has not only played key minutes, but scored key baskets. UK has had 10 or more players score a point in seven games, including 11 or more in three games. All five

COMEBACK CATS

The Cats are 95-59 (.616) in "close games" (games decided by 10 points or fewer) under Matthew Mitchell. UK is 1-0 in close games this season, including a come-from-behind win at Washington State.

BIGGEST COMEBACKS

- 19 Miami (Ohio), 53-34, 16:27 in second half, (won, 77-71) 11/21/00
- 18 Miami (Ohio), 14:35 in second half, (won, 108-102, OT) 12/21/02
- 18 MTSU, 31-13, 3:54 in first half (also down 46-29, 14:29 in 2nd half) (won, 68-66) 1/8/89
- 17 Oregon State, 38-21, 2:29 in first half (won 73-70) 11/25/04
- 17 WKU, 30-47, 17:09 in second half, (won 76-63) 12/22/03
- 17 Villanova, 19-2, 11:52 in first half (won 63-54) 12/29/96
- 16 Louisville, 32-16, 6:44 in first half (won 77-68) 12/7/14
- 16 South Carolina, 30-46 in second half, (won, 78-74) 2/14/13
- 16 Vanderbilt, 53-37, 11:19 in second half (won, 74-68) 1/6/89
- 16 Ole Miss, 24-8, 6:51 in first half (won, 69-61) 2/8/07
- 15 Mississippi State, 54-39, 15:18 in second half (won, 76-67) 3/6/15
- 14 Baylor, 40-26, 18:31 in the second half (won, 74-64) 11/17/14
- 14 Louisville, 21-7, 11:16 in first half (won 69-64) 12/1/13
- 14 Louisville, 35-21, 15:08 in second half (won, 48-47) 2/2/12
- 14 Florida, 20-6, 12:46 in first half (won, 71-67) 3/2/12
- 14 Mississippi St., 40-26, 18:52 in second half, (won, 76-65) 3/6/10
- 14 Xavier, 40-26, 18:49 in second half (won, 67-62) 3/24/05
- 14 Toledo, 32-18, 5:43 in second half (won, 85-76) 3/24/90
- 14 Auburn, 22-8, 8:36 in first half (won 91-90 2OT) 2/2/86

BIGGEST COMEBACKS IN THE MITCHELL ERA

- 16 Louisville, 32-16, 6:44 in first half (won 77-68) 12/7/14
- 16 South Carolina, 30-46 in second half, (won, 78-74) 2/14/13
- 15 Mississippi State, 54-39, 15:18 in second half (won, 76-67) 3/6/15
- 14 Baylor, 40-26, 18:31 in the second half (won, 74-64) 11/17/14
- 14 Louisville, 21-7, 11:16 in first half (won 69-64) 12/1/13
- 14 Louisville, 35-21, 15:08 in second half, (won, 48-47) 12/2/12
- 14 Florida, 20-6, 12:46 in first half, (won, 71-67) 3/2/12
- 14 Mississippi St., 40-26, 18:52 in second half, (won, 76-65) 3/6/10
- 13 Auburn, 25-12, 9:52 in first half, (won, 73-71) 1/19/14
- 12 Arizona State, 37-25, 5:01 in second half, (won, 68-64ot) 11/15/15
- 12 Cincinnati, 18-6, 13:18 in first half, (won, 58-55) 11/17/08
- 11 Washington State, 30-19, 3:26 in second quarter, (won, 73-68), 11/17/19**
- 11 Middle Tenn., 52-41, 15:41 in second half, (won 81-72) 12/29/10
- 11 Ole Miss, 36-25, 00:27 in first half, (won 74-68) 1/27/11
- 11 Middle Tenn., 23-12, 9:54 in first half (won, 68-66 OT) 3/21/08
- 11 Arkansas, 30-19 in first half (won, 80-74 OT) 2/7/13
- 11 DePaul, 21-10 in first half (won, 96-85) 12/12/13

newcomers not only played in the season opener, but scored, helping UK win the bench point battle 36-11 against Sacramento State. UK also won the bench point battle 28-0 against GWU and 33-13 against Morehead State. UK had a season-high 46 bench points against Evansville.

UK's freshmen posts shined against Tennessee Tech as KeKe McKinney started and scored nine points with five rebounds, while Dorie Harrison and Tatyana Wyatt came off the bench. Harrison scored seven points and seven rebounds, while Wyatt had 12 points, three rebounds, three blocks and two assists. All five newcomers combined to play 70 minutes against Evansville, scoring 37 points. Wyatt paced the squad with her first career double-double, earning 20 points with 10 rebounds.

UK had a 23-4 edge in bench points against Florida, including 12 from Amanda Paschal and seven from Dorie Harrison. UK was 31-10 in bench points against Arkansas and 17-10 against LSU. UK outscored Miss. State 21-1 in bench points.

SPECIALTY STATS GIVING UK THE EDGE

Kentucky's success the past few seasons could be attributed to its success in the specialty stats. Below is a look at how the Wildcats have used these typically very important stats to their advantage:

Points in the Paint	UK 774, Opps. 708
Points off Turnovers	UK 439, Opps. 377
Second-Chance Points	UK 435, Opps. 254
Fast Break Points	UK 110, Opps. 91
Bench Points	UK 429, Opps. 368

CATS VS. RANKED TEAMS

Kentucky is 0-8 this season against teams either ranked or receiving votes in the national listings, falling at No. 9 Baylor, No. 3 Louisville, No. 24 Cal, No. 7 Tennessee, No. 19 Texas A&M, No. 10 South Carolina, at No. 15 Missouri and at No. 2 Mississippi State. UK does have a win against Washington State, who was

receiving votes in the Preseason AP Top 25 and is currently top 100 in the NCAA RPI.

In order to be one of the nation's best, you have to play against the nation's best. In 2016-17, Kentucky was 3-7 against ranked opponents with wins against then-No. 14 Miami (Fla.), then-No. 12 Oklahoma and then-No. 3 Mississippi State. In 44 years of varsity women's basketball, Kentucky has 88 wins over ranked opponents, including 47 of those wins coming under Matthew Mitchell.

TOUGH SCHEDULE CONTINUES

UK has a chance to earn wins against highly ranked teams as it has two more games against teams top-10 teams. In the AP Top 25 and Coaches' Top 25, UK is scheduled to play vs. No. 2 Mississippi State and at No. 8 South Carolina.

HARRISON NAMED SEC FRESHMAN OF THE WEEK

Dorie Harrison was named the SEC Freshman of the Week on Jan. 30. Harrison started her strong week by posting a then career-high 15 points with five rebounds, one block and one steal vs. Alabama. The rookie went 5-of-9 from the field against the Crimson Tide, helping Kentucky shoot 64.7 percent from the field in the game. The native of Nashville posted another career night Monday at Arkansas, scoring a career-high 16 points with four rebounds, two steals and one block. Her performance vs. the Razorbacks marked the first time this season she had led UK in scoring.

Overall on the week, Harrison scored 31 points with nine rebounds, two blocks and three steals, hitting nearly 50 percent from the field. One major area for improvement was her free-throw shooting, going 11-of-12 from the charity stripe after entering the week shooting just 46.8 percent from the line.

RICE LOOKING TO END CAREER WITH BEST SEASON

Senior post Alyssa Rice is having her best season as a Wildcat so far in 2017-18. The native of Reynoldsburg, Ohio, has five or more rebounds in 19 games, including 14 games of seven or more rebounds. Rice has two double-doubles this season with a career-high 19 points and 10 rebounds against Marshall before a career-high 12 rebounds and 11 points at Miami (Fla.) Offensively, she is hitting 50.3 percent from the field and has scored seven or more points in 12 games. Against Marshall, Rice shot a career best 72.7 percent from the field in games of five or more field goal attempts.

In the season opener vs. Sacramento State, Rice had four points and seven rebounds with a block. She followed that with a team-best 11 points against Gardner-Webb with eight rebounds and two blocks. Rice had a near double-double against Montana and Wash. State with 8 points, 9 rebounds vs. the Griz before 9 points and 8 rebounds vs. the Cougars. She had another near double-double against Auburn with 14 points and nine rebounds. Rice had 13 points, nine rebounds and three blocks against Arkansas.

The native of Reynoldsburg, Ohio, has played in 120 career games with 70 career starts, averaging 4.1 points per game and 3.9 rebounds per game throughout her career. So far this season, Rice is averaging 6.3 points and 7.0 rebounds per game.

MURRAY IS UK'S ALL-EVERYTHING PLAYER

Taylor Murray showed everyone last season that she is a special player and needs to continue to improve her consistency for the Wildcats to be successful. The junior started strong and seems to have found her old self. Murray is averaging 11.7 points per game and 4.4 rebounds per game. Murray has

led Kentucky in scoring seven times, rebounding three times, assists 18 times, steals 17 times and blocked shots twice. Her overall stat lines show her versatility and impact on the Wildcats.

Murray recently had a stretch of eight straight double-digit scoring games including three 20+ point games during that stretch.

The hot streak started against Florida, scoring 19 points on 8-of-12 shooting including 2-of-2 from long range. The guard no doubt gained confidence in the game evidence by hitting a huge 3 with :54 left in the game to put Kentucky on top 54-49 and secure the win. She had a season-best 23 points at Vandy and followed with 17 points against South Carolina and an impressive 20 points and 10 assists vs. Bama becoming the first UK player to do that in a SEC game in program history. Murray had a great game at Missouri with a team-best 23 points adding six rebounds, four assists and three steals.

Murray led all scorers with 22 points, adding five rebounds and three assists vs. Sacramento State in the season opener. She went 8-of-12 from the field, 1-of-3 from 3 and 5-of-5 from the free-throw line in the game. Murray posted her third career double-double at Montana with 18 points and 12 rebounds and followed that performance by flirting with a triple-double at Washington State with 13 points, eight assists and seven rebounds.

"MA-MO" TURNING INTO LETHAL WEAPON

Junior Maci Morris - known by her teammates as "Ma-Mo" - knew she was going to have to increase her game overall to be the player that she and the staff wanted her to be this season. She's done just that by leading Kentucky in scoring with 16.2 points per game. Morris is also averaging 3.7 rebounds per game and has hit a team-best 59 3s this season.

The guard has scored in double figures in every game but three this season (the last two due to limited minutes due to injury). Morris really got her offense going in the second half vs. Washington State where she scored 17 points in the second half only, hitting three 3s. She followed that with 19 points and five 3s against Morehead State. Against Marshall, Morris hit three 3s to score 15 points with two assists and two steals. Morris really shined against Baylor, scoring a game-high 22 points with five rebounds and hit five 3s. She led UK in scoring again vs. Tennessee Tech with 16 points, 6 rebounds and three blocked shots. Against Evansville, Morris was lights off from the floor going 8-of-9 from the field, including 4-of-5 from 3 for 20 points and three assists. She tied her season high with 22 points at Texas A&M going 9-of-18 from the field with three rebounds and four assists.

Earlier this season she hit nine straight 3-point attempts after going 3-for-3 in the second half vs. Baylor, 2-for-2 vs. Tennessee Tech and hit her first four tries against Evansville.

Morris is hitting 46.5 percent from 3 this season which ranks second in the SEC and ninth in the nation. That percentage would be the highest in a single season in program history.

Morris only played 21 minutes against Georgia and 20 minutes at Florida due to a bruised knee she sustained in practice. She missed the game against Vanderbilt but returned against South Carolina scoring a team-high 19 points with two 3s and four assists. She had 16 points and hit two 3s vs. Bama and 11 points against Arkansas. Morris scored a game-high 18 points against Auburn, going 5-of-7 from long range and added 17 points - 15 in the second half - against LSU. Morris had 22 points at Missouri, including 15 in the fourth quarter, and had

UK IN THE SEC/NCAA STATS

Team (as of Feb. 16, 2018)			
Category	NCAA	SEC	Stat
Ast/TO Ratio	80	6	1.01
Assists	115	9	361
Assists/game	165	9	13.4
Blocks	115	8	93
Blocks/game	151	10	3.4
Fewest Fouls	254	10	462
Fewest TOs	75	5	356
FG%	97	9	42.2
FG% defense	162	7	39.9
FT Attempts	163	10	437
FT Made	128	9	318
FT%	86	4	72.8
Personal Fouls/game	179	9	17.1
Rebound margin	130	8	2.1
Rebounds	122	10	980
Rebounds/game	232	0	36.3
Scoring Defense	140	8	63.7
Scoring Margin	118	9	4.6
Scoring Offense	110	8	68.3
Steals	178	9	189
Steals/game	226	9	7.0
3FG% defense	255	11	33.0
3FG made	112	7	164
3FG/game	159	7	6.1
3FG%	40	4	36.3
TO margin	109	7	1.8
TOs Forced	225	7	15.0
TOs/game	41	4	13.2
W-L%	196	10	48.1
Individual			
Category	NCAA	SEC	Stat
Ast-TO ratio- Murray	46	3	2.27
Assists-Murray	105	7	109
Assists/game- Murray	151	8	4.0
Blocks/game- Rice	250	12	1.0
FG Made- Morris	106	8	155
FG%- Morris	118	9	47.4
Final pts- Morris	111	8	422
FT%- Murray	66	5	83.0
Minutes- Murray	89	3	902:00
Pts/game- Morris	149	11	16.2
Steals- Murray	53	3	62
Steals/game- Murray	94	4	2.3
3PFG made- Morris	90	3	59
3FG/game- Morris	127	5	2.27
3FG%- Morris	9	2	46.5

STAT SUPERLATIVES

Here are some UK career statistical superlatives among current players:

Most Games Played:

120 Alyssa Rice

Most Games Started:

92 by Maci Morris

Consecutive Games Started:

50 by Alyssa Rice

Games with Double-Figure Scoring:

	2017-18	Career
Maci Morris	23	61
Taylor Murray	15	42
Jaida Roper	6	6
Tatyana Wyatt	7	7
Makenzie Cann	8	14
Alyssa Rice	9	12
Jessica Hardin	0	1
Dorie Harrison	6	6
Amanda Paschal	4	4
KeKe McKinney	4	4

Current Streak of Consecutive Games with Double-Figure Scoring:

8 by Maci Morris

1 by Tatyana Wyatt, KeKe McKinney, Alyssa Rice, Dorie Harrison

Games with Double-Figure Rebounding:

	2017-18	Career
Makenzie Cann	3	3
Alyssa Rice	3	3
Taylor Murray	1	3
Maci Morris	1	1
Tatyana Wyatt	1	1
KeKe McKinney	1	1

Consecutive Games with Double-Figure Rebounding:

n/a

Games with a Double-Double:

	2017-18	Career
Makenzie Cann	2	2
Alyssa Rice	2	2
Taylor Murray	2	4
Maci Morris	1	1
Tatyana Wyatt	1	1

Consecutive Games with Double-Double:

n/a

40-point games:

n/a

30-point games:

n/a

	2017-18	Career
Maci Morris	8	9
Taylor Murray	4	7
Makenzie Cann	0	1
Tatyana Wyatt	1	1

Consecutive 20-point games:

3 by Maci Morris

Consecutive Games with a 3-pointer:

8 by Maci Morris
2 by KeKe McKinney
1 by Tatyana Wyatt
1 by Jessica Hardin

Consecutive Games with at least one steal:

16 by Taylor Murray
1 by KeKe McKinney, Maci Morris

21 at Mississippi State with 17 in the second half. After 14 points in the first half, Morris ended the game vs. Arkansas with 20 points and going 7-of-11 from the field.

MORRIS TOP 10 ALL-TIME IN CAREER 3S

Maci Morris is making her way up the all-time 3-point field goals made list at Kentucky. The native of Pineville, Ky., has hit 161 career 3s which ranks her seventh all-time in UK history. Morris needs one more to tie Jenny Pfeiffer (2003-07) for sixth all-time. So far this season, Morris is 59-of-127 (.465) from long range. She has hit three+ 3s 11 times, including five or more 3s three times.

Morris is only the second player in school history to have 100 or more 3s made at the conclusion of their true sophomore season.

MORRIS JOINS 1,000 POINT CLUB

Maci Morris became the 33rd player in program history to score 1,000 career points after hitting back-to-back 3s to start the game vs. Auburn. Currently, Morris has 1,094 points. She currently ranks 26th all-time and needs 41 more to tie Karen Mosley for 25th all time.

IF ANYONE CAN - MAKENZIE CANN - CAN

Last year, due to Kentucky's lack of depth in the post, Makenzie Cann had to play in more of a four position in the post when on the floor. And although she excelled by having a great season, she is much more comfortable this season having more flexibility to play around the perimeter.

Cann, who has started every game this season, was huge for the Wildcats in the early going. She is averaging 6.4 points per game and 3.4 rebounds per game while sitting second with 39 made 3s. Cann has two double-doubles this season with 15 points and 10 rebounds each against Washington State and Morehead State.

ROPER FITTING RIGHT IN FROM THE START

Watch the Kentucky women's basketball team huddle together right before time expires on the 60-minute pregame clock and you will see guard Jaida Roper in the middle of the huddle getting her teammates pumped up for the game. That is just how the fiery guard operates, never shy and always looking to encourage her teammates. That mentality has spilled over to her on-court development.

The native of Memphis, Tenn., played in 32 games last season with two starts. She started her sophomore season strong by scoring a career-high nine points with three assists vs. Sacramento State. Roper was 3-for-6 from the field, 1-for-2 from 3 and 2-for-2 from the free-throw line. She followed by breaking that career high with 10 points and two assists against GWU in 25 minutes. Roper recorded her third straight career game at Montana with 14 points, five rebounds and three assists, making several key shots late in the shot clock.

Roper is currently averaging 5.7 points per game while sitting second on the team with 56 assists. Roper had five assists and five rebounds against Marshall before 12 points and one assist against Baylor. She had an impressive line vs. Tennessee Tech with seven points, six assists and four rebounds before 10 points and six assists against Evansville. Roper did not play at Miami (coach's decision) but started her first game of the season against Louisville. She missed the LSU game in concussion protocol but returned vs. Missouri.

HARRISON. MCKINNEY SHINNING IN SEC PLAY

It has been a great few weeks for freshman posts Dorie Harrison and KeKe McKinney, who has been huge in Kentucky's success the past few weeks.

Harrison has scored in double figures in five SEC games this season and had a stretch in late January where she improved her career high point total in all three games. Against South Carolina, Harrison had 11 points with seven rebounds before 15 points and five rebounds against Alabama. The native of Nashville, Tenn., topped those with 16 points and four rebounds against Arkansas. Harrison had 12 points and four rebounds against Missouri, going 6-of-7 from the field. Harrison had eight points and nine rebounds against Miss. State and 10 points and four rebounds vs. Arkansas.

McKinney has also performed well lately with two career-high performances recently scoring 12 points each against South Carolina and Alabama. Although she didn't score in double figures against Arkansas, she had a career-high 12 rebounds. McKinney has started the last eight games. Against Auburn, McKinney tied her career high with 35 minutes played and scored nine points with seven rebounds. She scored 10 points vs. LSU. Against Arkansas at home, she had 11 points with four rebounds and one steal.

ANYAGALIGBO TO MISS 2017-18 DUE TO INJURY

Junior Ogechi Anyagaligbo will miss the 2017-18 season due to sustaining a torn ACL in Kentucky's exhibition game vs. Southern Indiana. Anyagaligbo, who missed the 2016-17 season due to NCAA Transfer rules, was expected to add depth in the post this season. She transfer to UK in the summer of 2016 after being named the America East Conference Rookie of the Year following her freshman season at Stony Brook. Anyagaligbo had successful surgery to repair her torn ACL on, Nov. 22.

MURRAY NAMED PRESEASON ALL-SEC 2ND TEAM

Junior guard Taylor Murray was tabbed to the Preseason All-Southeastern Conference Second Team by league coaches. Murray earned the honor due to her impressive sophomore season where she started all 30 games she played and averaged 12.2 points per game while leading the Wildcats with 3.9 assists per game. She has lived up the expectations, averaging 11.7 points per game this season while leading UK in assists and steals and sitting second with 4.4 rebounds per game.

RICE ON NCAA D1 WBB COMPETITION COMMITTEE

Alyssa Rice has been appointed to represent the Southeastern Conference on the NCAA Division I Women's Basketball Competition Committee. Her term begins immediately and continues through June 30, 2018. The NCAA Division I Women's Basketball Oversight Competition Committee is comprised of 12 members and is responsible for reviewing specific areas, and as appropriate, develop and recommend strategic principles in order to maintain the women's college basketball game true to its original rules, playable, watchable, popular and relevant. The committee reviews the areas of student-athlete health and safety, sportsmanship, integrity, game operations, game presentation, technology, and statistical trends.

RICE NAMED CHAIR OF SEC LEADERSHIP COUNCIL

Alyssa Rice has been named by her peers in the league as the chair of the 2017-18 Southeastern Conference Women's Basketball Leadership Council. The SEC Basketball Leadership Council met in September in Birmingham with each men's and

women's basketball program sending one representative. Rice was selected by the women's council as the chair and represented the SEC as an SEC autonomy representative during the NCAA Convention in January. She will also attend a portion of the SEC Spring Meetings in May, and potentially the SEC Athletics Directors meeting in March. In 2016, the SEC introduced new Student-Athlete Leadership Councils in the sports of football and men's and women's basketball in which, in addition to the conference's longstanding Student-Athlete Advisory Council (SAAC), provide student-athletes with additional opportunities to engage with campus leaders and conference office staff.

RICE ON LISA LESLIE AWARD WATCH LIST

The Naismith Memorial Basketball Hall of Fame and the Women's Basketball Coaches Association announced Alyssa Rice as one of 20 watch list candidates for the 2018 Lisa Leslie Award. Named after the three-time All-American and 1994 National Player of the Year, the annual award in its inaugural year recognizes the top centers in women's NCAA Division I college basketball.

NEWCOMERS TO ADD DEPTH IN 2017-18

Through its success in 2016-17 the Wildcats battled depth only regularly playing seven players. That appears to be fixed heading into 2017-18 as the Wildcats' roster is 13 deep and Coach Mitchell believes he will have all the depth he needs to be successful. Part of that fix is the emergence of five newcomers.

Kentucky's five newcomers are getting some quality time on the floor early this season. The five have combined to play 1,776 minutes so far this season with Harrison, McKinney and Wyatt all earning starts. All five newcomers played and scored in UK's season opener.

UK added junior college transfer Amanda Paschal, who won a national championship at Gulf Coast State College her freshman season before sitting out last year due to injury. Kentucky also adds four true freshmen who were stars in high school in Dorie Harrison (6-2, F/C, Nashville, Tenn.), KeKe McKinney (6-1, G/F, Knoxville, Tenn.), Kameron Roach (5-6, G, Hopkins, S.C.) and Tatyana Wyatt (6-3, F, Columbus, Ga.). Mitchell describes all five as extremely athletic with a strong work ethic and all four are expected to see minutes this season.

CATS HIT CENTURY MARK TWICE IN 2017-18

Kentucky's best offensive showings have come against Sacramento State and Evansville. The Wildcats scored a season-best 101 points against Sacramento State, including a then-program record 31 first-quarter points. That record was broken against Evansville as UK scored 35 first-quarter points. The 35 points vs. UE is the most points scored in a quarter for UK since going to the four-quarter format in 2015-16.

The Wildcats' scored 100 or more points in two of its first nine games, marking the first time UK has done that to start a season since 2013-14. This was only the second time under Matthew Mitchell that UK has scored 100+ twice in its first nine games. Kentucky has scored 100+ under Mitchell 18 times and sit 18-0 in those games.

MITCHELL MOVES INTO ELITE SEC COMPANY

Kentucky's dominating 89-57 victory over Ole Miss on Jan. 26, 2017 was an historic one for Kentucky head coach Matthew Mitchell. The win was his 97th all-time in SEC play as a head coach, which ranked him 10th all-time on the SEC's career wins

list. UK's win at Arkansas on Feb. 16 was Mitchell's 100th career SEC win.

Since arriving in Lexington in 2007, Mitchell has led Kentucky to unprecedented success. On top of leading UK to its first SEC Regular Season Championship in 30 years in 2012, Mitchell has four SEC Tournament title game appearances, nine top-four finishes in the league and has coached 18 all-conference performances, including four SEC Player of the Year honors.

Mitchell won his 250th game at Kentucky against Florida on Jan. 11, 2018. Including the storied history of the UK MBB program, he is the fifth Kentucky Basketball head coach to win 250 games with the Wildcats joining Adolph Rupp, Joe B Hall, Tubby Smith and John Calipari.

SHOOTING WORK CONTINUES TO PAY OFF

After the 2014-15 season, Coach Mitchell put a point of emphasis on Kentucky becoming a better shooting team, asking his Wildcats to increase their field goal percentage from that season - which was 38% - to 42-45%.

The 2015-16 team responded by putting in a ton of offseason work and working hard on their shooting during preseason practice. It worked as the Wildcats shot 45.5% from the field that season, which was the highest field-goal percentage for a UK team since 1989-90, while its 35.6% from 3 was the highest since 2002-03. Overall, UK ranked top-10 in single-season UK history in points, scoring margin and field goals made, while its 154 3-pointers made and 475 assists just missed the top 10 by two 3-pointers and five assists.

The Wildcats strong shooting continued last season as UK hit 42.7% from the field, which was the third highest field-goal percentage since 2005-06. UK hit 169 3s last year, which was the sixth most in a single season in program history.

AKHATOR, EPPS SELECTED IN WNBA DRAFT

Evelyn Akhator and Makayla Epps began their professional careers in the Women's National Basketball Association as both were selected in the 2017 WNBA Draft. Akhator was selected third overall by the Dallas Wings, becoming the highest draft pick in school history. Akhator is the third player in program history to be a first-round selection and the first since A'dia Mathies in 2013. Epps became the fifth Matthew Mitchell coached player to be selected, going 33rd overall to the Chicago Sky.

Akhator and Epps are the first Kentucky players selected in the WNBA Draft since DeNesha Stallworth was taken 25th overall in the 2014 draft. In his 10-year tenure with the Wildcats, Matthew Mitchell has had five players selected in the WNBA Draft. Victoria Dunlap was the second-ever UK player selected back in 2011, while Mathies was previously the highest pick in school history going 10th in 2013.

MITCHELL INKS 2 HIGH SCHOOL STARS TO NLIS

Matthew Mitchell continues to sign some of the best high school basketball players in the country to play at Kentucky as he inked high school stars Blair Green (Harlan, Ky.) and Rhyne Howard (Cleveland, Tenn.) to National Letters of Intent on Nov. 8.

Green is a four-star prospect by ESPN.com which ranks her as the ninth best wing in the 2018 class. Green had a great junior season for Harlan County High School averaging 23.1 points per game, 7.2 rebounds per game and hit 53.8% from the field, including 43.8% from 3.

All-Star Girl's Report ranks Howard as the eighth best player overall in the 2018 class while ESPN tabbed her the 10th best guard in the class. Howard

CATS IN RECORD BOOK ...

Career 3PFG Made

1. Sara Potts, 271
2. Jennifer O'Neill, 197
3. A'dia Mathies, 177
4. Keyla Snowden, 176
5. Stacey Reed, 175
6. Jenny Pfeiffer, 162
7. MACI MORRIS, 161
8. Tiffany Wait, 115
9. Sam Mahoney, 113
10. Bria Goss, 112

Career Blocks

1. Sarah Elliott, 195
2. Victoria Dunlap, 178
3. Valerie Still, 156
4. Azia Bishop, 152
5. J. Humphrey, 107
6. Leslie Nichols, 102
7. Samarie Walker, 96
8. Laura Meadows, 95
9. ALYSSA RICE, 84
10. Rita Adams/Shantia Owen, 81

1,000 Point Club

1. Valerie Still, 2,763
 2. A'dia Mathies, 2,014
 3. Victoria Dunlap, 1,846
 4. Leslie Nichols, 1,797
 5. Makayla Epps, 1,790
 6. Samantha Mahoney, 1,601
 7. Pam Browning, 1,598
 8. Sara Potts, 1,563
 9. Sarah Elliott, 1,502
 10. Elisabeth Lukschu, 1,488
 11. Selia "SeSe" Helm, 1,487
 12. Stacey Reed, 1,482
 13. Jennifer O'Neill, 1,449
 14. Tiffany Wait, 1,445
 15. Jodie Whitaker, 1,433
 16. Kristi Cushenberry, 1,358
 17. Belitta Croley, 1,339
 18. Bria Goss, 1,318
 19. Stacy McIntyre, 1,215
 20. Maria Donhoff, 1,187
 21. LaTonya McDole, 1,180
 22. Lea Wise, 1,179
 23. Patty Jo Hedges, 1,176
 24. Jocelyn Mills, 1,170
 25. Karen Mosley, 1,135
 26. Janet Timperman, 1,080
 27. MACI MORRIS, 1,094
 28. Tedra Eberhart, 1,071
 29. Kim Denkins, 1,057
 30. Debbie Miller, 1,031
 31. Laura Meadows, 1,024
 32. Janee Thompson, 1,024
 33. Sandy Harding, 1,023
- TAYLOR MURRAY, 908

averaged 19.6 points per game, 7.2 rebounds per game, 4.6 steals per game, 3.8 assists per game and 1.2 blocks per game as a junior at Bradley Central High School. She scored 647 points last year for the Bears, hitting 55 percent from the field, 40 percent from 3 and 74 percent from the free throw line.

HOWARD, GREEN ON NAISMITH HS WATCH LIST

Kentucky WBB signees Rhyné Howard (Cleveland, Tenn.) and Blair Green (Harlan, Ky.) have been named to the 2017 Naismith Girls' High School Watch List, which annually names the top player in high school basketball. Howard and Green are two of 50 players nationally to make the list. Howard was named to the mid-season top 25 in early January while both have been tabbed nominees for the 2018 McDonald's All-American Game.

THE MAGIC "80"

The Wildcats hold a remarkable 341-23 (.936) record since 1974 when scoring 80 points or more. The last loss came at South Carolina on Feb. 26, 2017 when the Cats fell 95-87 in the regular-season finale. UK is 95-5 (.950) under Mitchell when scoring 80 points or more, including a 3-0 mark this season.

UK IN OVERTIME

UK is 29-26 all-time in overtime games, including a 10-3 mark under Matthew Mitchell, who is 12-5 in his 11-year career as a head coach in OT.

KENTUCKY ALL-TIME

Kentucky is 796-529 (.600) in its 43rd year of varsity women's basketball, including 254-114 (.690) in 11 seasons under Matthew Mitchell. Win No. 750 came against Auburn on Jan. 17, 2016 in Memorial.

MITCHELL TURNS PROGRAM AROUND

In 2009-10, Coach Mitchell implemented the "40 minutes of dread" style of play. Although UK doesn't play that style as much anymore, it started Kentucky on an impressive run of success.

- Recorded an impressive 21-81 overall record, including a 136-22 mark at home.
- Won 20-plus games every year, averaging 26.5 wins over the last seven years.
- Advanced to a school-record eight straight NCAA Tournaments, including three Elite Eight trips during that span with 15 NCAA Tournament wins.
- Nine top-four SEC finishes, including winning the SEC regular season title in 2012, its first in 30 years.
- Advanced to the SEC Tournament championship game four times
- Four SEC Player of the Year Award Winners
- Two SEC Freshman of the Year Winners

20+ WIN SEASONS UNDER MITCHELL

The Wildcats have won 20 or more games 18 times in 43 years of varsity basketball, including a school-record eight in a row. It's important to note that UK had just 10 20-win seasons in its first 33 years of varsity women's basketball, but has eight in 10 seasons of the Matthew Mitchell era.

THE KENTUCKY WBB COACHING STAFF HAS ...

Combined the Kentucky women's basketball coaching staff has compiled over 80 years of experience at the Division I level, including coaching or playing in a combined 38 NCAA Tournaments with eight Final Fours, four national championships and a WNBA Championship. Elzy and Butts are in their second stint in Lexington after serving on Mitchell's

Mitchell's first staff at Kentucky before Elzy joined the staff for four successful seasons. Dunn, who is a Women's Basketball Hall of Famer, has over 40 years of coaching experience, including three decades in the collegiate ranks.

RECAPPING THE 2016-17 SEASON

Kentucky is coming off a 22-11 record last season that saw the Wildcats make a school-record eighth straight appearance in the NCAA Tournament. The Wildcats also hosted the first and second rounds of the event for the fourth straight season. UK finished No. 18 in The Associated Press Top 25 and No. 25 in the USA Today/Coaches Top 25. It was the eighth straight season the Wildcats have finished inside the top 25 of both national listings. Mitchell's 2016-17 squad, which finished with the No. 14 overall RPI in the final NCAA RPI report, played the second-toughest schedule in the nation in 2016-17 with 25 of its 33 games being played against teams that finished in the top 100 of the NCAA RPI report. The Wildcats played 13 games against top-25 RPI teams with four wins, while it had six wins against RPI top 50 teams.

CATS TABBED TO WBCA ACADEMIC TOP 25

UK ended the 2016-17 season with a 3.492 team grade point average, which ranked 24th nationally in the Women's Basketball Coaches Association's Academic Top 25 Team Honor Roll. Kentucky is the only Southeastern Conference team to make the WBCA Academic Top 25 and one of only three teams to claim the honor while also sitting top 20 in the final Association Press Top 25.

Matthew Mitchell has put an emphasis on academics since arriving on campus as the Wildcats have had a 3.0 team GPA or better each of the last nine semesters. Last fall, the Wildcats posted a 3.517 team GPA, which was the highest GPA for a semester in the Mitchell era. UK followed that with a 3.464 team GPA in the spring with four players earning 4.0s. UK earned a 3.3 team GPA in the fall of 2017. Under Mitchell, 34 Wildcats have been tabbed to the SEC Academic Honor Roll and 100 percent of Mitchell's players have received their degrees.

SIX CATS PLAYING OVERSEAS

Kentucky women's basketball currently has six alumnae who signed professional contracts to play overseas for the 2017-18 season.

- Azia Bishop is playing for Feko Ilgaz in Turkey.
- Bria Goss is playing for Maccabi Raanana in Israel.
- DeNesha Stallworth and Jennifer O'Neill are playing Artego Bydg. in Poland.
- Janee Thompson is playing for Mark in Sweden.
- Evelyn Akhator is playing for Dynamo NR in Russia.
- Makayla Epps is playing for Hoops Club in Lebanon.

A WINNING INSTITUTION

Both the Kentucky men's and women's basketball team have been national contenders the past few years with great success on the court. UK has tallied a 577-138 combined record between its two programs since 2009-10. That record includes a 274-27 mark in Lexington. UK was one of three schools to have both men's and women's programs as a top four seed in the 2016 NCAA Tournament.

Both the UK men's and women's basketball teams have posted an eighth straight 20-win season in 2016-17. Kentucky is one of just three institutions (Duke and BYU) in the NCAA that have seen both

their men's and women's basketball programs tally 20 or more wins in the last eight straight seasons.

MATTHEW AND JENNA MITCHELL DONATE \$1 MILLION TO UK ATHLETICS

In June of 2014, Coach Matthew Mitchell and his wife, Jenna, pledged \$1 million over the next 10 years to the University of Kentucky Athletics Department. The donation will provide UK Athletics \$100,000 per year over the next 10 years to be used for a variety of capital projects, including updates and renovations for football. The donation is the largest ever given by a UK athletics employee to the athletics department.

Matthew and Jenna have been very active in the Lexington community since arriving in Lexington. In October 2016, Matthew and Jenna were presented the Community Service Award by the Urban League of Lexington.

RUPP ARENA CHOSEN FOR 3 STRAIGHT NCAA REGIONAL TOURNAMENTS

For the first time since the women's basketball Final Four in 1986, Rupp Arena and the University of Kentucky hosted the NCAA regional tournament in 2016 and 2017 and will again 2018 for women's basketball. In 2018, Lexington will again play host at Rupp Arena, joined by Albany, N.Y. (Times Union Center), Kansas City, Mo. (Sprint Center) and Spokane, Wash. (Spokane Veterans Memorial Arena), with regional play taking place March 23-26.

WHEN WAS THE LAST TIME ...

SCORING

A player scored 40+ points: 42, Makayla Epps vs. Miss. State, 1-12-15

A player scored 30+ points: 30, Makayla Epps vs. Belmont, 3-17-17

A player scored 25+ points: 30, Makayla Epps vs. Belmont, 3-17-17

A player scored 20+ points: 20 by Maci Morris vs. Arkansas, 2-15-18

Player came off the bench to score 20 or more points: 20, Tatyana Wyatt vs. Evansville, 12-5-17

Two players score 20 or more points in a game: 22 by Maci Morris/23 Taylor Murray, at Missouri, 2-8-18

Three players had 20 or more points in a game: vs. Morehead St., 11-18-15 (28, Alexis Jennings; 22, Janee Thompson; 21 Makayla Epps)

Two players score 30 points or more in a game: n/a

A player record five or more consecutive 20-plus point games: 7 by Kim Denkins (27 vs. Indiana, 12-8-95; 22 vs. Florida, 12-16-95; 20 vs. Syracuse, 12-21-95; 24 vs. Miami (OH), 12-32-95; 21 vs. Duke, 12-29-95; 31 vs. N.C. State, 12-30-95; 20 vs. Ole Miss, 1-3-96)

A player record four or more consecutive 20-plus point games: 4 by Makayla Epps (20 vs. Ole Miss, 1-26-17; 20 at Missouri, 1-30-17; 23 vs. South Carolina, 2-2-17; 23 vs. Vandy, 2-5-17)

A player record three or more consecutive 20-plus point games: 3 by Maci Morris (22 at Missouri, 2-8-18; 21 at Miss. State, 2-11-18; 20 vs. Arkansas, 2-15-18)

A player record back-to-back 20-plus point games: 3 by Maci Morris (22 at Missouri, 2-8-18; 21 at Miss. State, 2-11-18; 20 vs. Arkansas, 2-15-18)

A player record back-to-back 30-plus point games: Makayla Epps 31 vs. S. Carolina, 3-4-17; 30 vs. Belmont, 3-17-17

A player score 15 or more points in the 1st half: 18, Maci Morris vs. Evansville, 12-5-17

A player score 15 or more points in the 2nd half and OT: 17, Maci Morris at Miss. State, 2-11-18

A player score 20+ points in the 1st half: 20, Taylor Murray vs. Sacramento State, 11-10-17

A player score 20+ points in the 2nd half and OT: 22, Evelyn Akhator vs. Miss. State, 2-23-17

A player hit a last-second shot to win the game: Makayla Epps vs. Mississippi State, 2-23-17 (hit the game-winning basket with 8.7 remaining in the contest to put Kentucky up 77-75 in OT)

A freshman score 25 points or more: 27, Alexis Jennings vs. Tennessee State, 12-28-14

All five starters in double figures: vs. Oklahoma, 3-21-16

No player scored in double figures: vs. LSU, 1-16-03

DOUBLE-DOUBLES

A player record a double-double: Taylor Murray (20pts/10asts), vs. Alabama, 1-25-18

10-20 Game: Evelyn Akhator (14pts/23rebs), vs. Ohio State, 3-19-17

20-20 Game: Valerie Still (42 pts/20 rbs) vs. Charleston, 12-19-82

20-10 Game: Taylor Murray (20pts/10asts), vs. Alabama, 1-25-18

30-10 Game: Victoria Dunlap (33 pts/18 rbs) vs. Butler, 11-15-09

More than one player with a double-double in the same game: Evelyn Akhator (20 pts/11 rbs) and Taylor Murray (11 pts/13 rbs) at LSU, 1-19-17

Three players with a double-double in the same game: Alexis Jennings (28pts/13rebs), Evelyn Akhator (12pts, 16rebs), Makayla Epps (21pts, 11rebs,12asts) vs. Morehead State, 11-18-15

A player record back-to-back double-doubles: Makenzie Cann (2) (15pts/10rebs) at Wash. State, 11-19-17; (15pts/10rebs) vs. Morehead State, 11-22-17

More than one player record back-to-back double-doubles: Victoria Dunlap (11 pts/12 rbs) and Eleia Roddy (13 pts/10 rbs) vs. NCAT, 1-1-09; Victoria Dunlap (20 pts/15 rbs) and Eleia Roddy (11 pts/10 rbs) vs. Miami (Ohio), 1-3-09

Double-Double in Points and Rebs: Alyssa Rice (11pts/12rebs), at Miami (Fla.), 12-10-17

Double-Double in Points and Assists: Taylor Murray (20 pts/10 ast) vs. Alabama, 1-25-18

Double-Double in Points and Blocks: n/a

Double-Double in Points and Steals: Leslie Nichols (18 pts/11 steals) vs. Louisville, 2-14-86

A player record four or more consecutive double-doubles: 5 by Evelyn Akhator (10pts/14rebs) vs. Washington, 3-25-16, (18pts/10rebs) vs. Miami, 11-11-16, (28pts/13rebs) vs. Albany, 11-12-16, (17pts/11rebs) vs. New Hampshire, 11-17-16, (12pts/14rebs) at Colorado, 11-19-16

A player record five or more consecutive double-doubles: 5 by Evelyn Akhator (10pts/14rebs) vs. Washington, 3-25-16, (18pts/10rebs) vs. Miami, 11-11-16, (28pts/13rebs) vs. Albany, 11-12-16, (17pts/11rebs) vs. New Hampshire, 11-17-16, (12pts/14rebs) at Colorado, 11-19-16

A player record a triple-double in a game: (2nd in school history) Makayla Epps, vs. Morehead State, (21pts, 12ast, 11 rebs) 11-18-15

A player record a perfect game (at least five FGs made): Makayla Epps vs. Middle Tennessee, 12-12-14 (6-of-6 FGs)

5 or more players score in double figures: 5 vs. Arkansas (2-15-18) - Harrison (10), Wyatt (11), Rice (13), Morris (20), McKinney (11)

6 or more players score in double figures: 6 vs. New Hampshire (11-17-16) - Makenzie Cann (20), Evelyn Akhator (17), Makayla Epps (14), Jessica Hardin (11), Alyssa Rice (10), Maci Morris (10)

7 or more players score in double figures: 8 vs. Lipscomb (11-21-13) - Stallworth (14), Walker (10), Thompson (16), Goss (18), Evans (12), O'Neill (11), Pinkett (15), Harper (12)

FIELD GOALS

Made 12 FG in a game: 12, Makayla Epps vs. S. Carolina, 3-4-17

Made 13 FG in a game: 13, Makayla Epps vs. Washington, 3-25-16

Made 14 FG in a game: 18, Makayla Epps vs. Mississippi State, 1-12-15

Made 15 FG in a game: 18, Makayla Epps vs. Mississippi State, 1-12-15

Made 16 FG in a game: 18, Makayla Epps vs. Mississippi State, 1-12-15

Made 17 FG in a game: 18, Makayla Epps vs. Mississippi State, 1-12-15

Made 18 FG in a game: 18, Makayla Epps vs. Mississippi State, 1-12-15

FIELD GOALS ATTEMPTED

Attempted 29 FG in a game: 30, Makayla Epps vs. Miss. State, 1-12-15

Attempted 28 FG in a game: 30, Makayla Epps vs. Miss. State, 1-12-15

Attempted 26 FG in a game: 26, Maci Morris vs. Cal, 12-21-17

Attempted 25 FG in a game: 26, Maci Morris vs. Cal, 12-21-17

Attempted 24 FG in a game: 26, Maci Morris vs. Cal, 12-21-17

Attempted 23 FG in a game: 26, Maci Morris vs. Cal, 12-21-17

Attempted 22 FG in a game: 26, Maci Morris vs. Cal, 12-21-17

Attempted 21 FG in a game: 26, Maci Morris vs. Cal, 12-21-17

Attempted 20 FG in a game: 26, Maci Morris vs. Cal, 12-21-17

THREE-POINTERS

A player with 5 in a game: 5, Maci Morris vs. Auburn, 2-1-18

A player with 6 in a game: 6, Makenzie Cann, vs. New Hamp., 11-17-16

A player with 7 in a game: *7, Sara Potts vs. Chattanooga, 3-20-05 (7-14)

Attempted 10 or more in a game: 10, Jennifer O'Neill vs. Vandy, 3-5-15

FREE THROWS

Made 10 FT in a game: 10, Taylor Murray at Missouri, 1-30-16

Made 11 FT in a game: 12, Makayla Epps at Ole Miss, 01-21-16

Made 12 FT or more in a game: 12, Makayla Epps at Ole Miss, 01-21-16

Attempted 10 FT in a game: 10, Makayla Epps vs. Vandy, 2-5-17

Attempted 11 FT in a game: 12, Evelyn Akhator, vs. Wash. St., 12-21-16

Attempted 12 FT in a game: 12, Evelyn Akhator, vs. Wash. St., 12-21-16

Attempted 15 or more FTs in a game: 15, Makayla Epps vs. Miami, 11-11-16

Hit 100% (10 or more attempts): Taylor Murray, 01-30-17 (10-10) at Missouri

WHEN WAS THE LAST TIME ...

REBOUNDS

A player with 10+ rebounds: 12, KeKe McKinney at Arkansas, 1-29-18
A player with 11+ rebounds: 12, KeKe McKinney at Arkansas, 1-29-18
A player with 12+ rebounds: 12, KeKe McKinney at Arkansas, 1-29-18
A player with 13+ rebounds: 23, Evelyn Akhator vs. Ohio St., 3-19-17
A player with 14+ rebounds: 23, Evelyn Akhator vs. Ohio St., 3-19-17
A player with 15+ rebounds: 23, Evelyn Akhator vs. Ohio St., 3-19-17
A player with 16+ rebounds: 23, Evelyn Akhator vs. Ohio St., 3-19-17
A player with 17+ rebounds: 23, Evelyn Akhator vs. Ohio St., 3-19-17
A player with 18+ rebounds: 23, Evelyn Akhator vs. Ohio St., 3-19-17
A player with 19+ rebounds: 23, Evelyn Akhator vs. Ohio St., 3-19-17
A player with 20+ rebounds: 23, Evelyn Akhator vs. Ohio St., 3-19-17
A player with 21+ rebounds: 23, Evelyn Akhator vs. Ohio St., 3-19-17
A player with 25+ rebounds: *27, Valerie Still vs. National College, 2-9-82
A player with back-to-back games with 15+ rebounds: Evelyn Akhator 15 rebs at Alabama (1-12-17); 16 rebs vs. Georgia (1-15-17)
10+ Rebs in three consecutive games: 3, Evelyn Akhator (3-4-17 to 3-19-17)
10+ Rebs in four consecutive games: 5, Evelyn Akhator (3-25-16 - 11-19-16)
10+ Rebs in five consecutive games: 5, Evelyn Akhator (3-25-16 - 11-19-16)
10+ Rebs in six consecutive games: 7, Eleia Roddy (2008)
Two players grab 10+ rebounds in a game: 11, Akhator; 13, Murray at LSU, 1-19-17
Three players grab 10+ rebounds in a game: 16, Akhator; 13, Jennings; 11, Epps vs. Morehead State, 11-18-15

ASSISTS

A player with 8 or more assists in a game: 10, Taylor Murray vs. Alabama, 1-25-18
A player with 9 or more assists in a game: 10, Taylor Murray vs. Alabama, 1-25-18
A player with 10 or more assists in a game: 10, Taylor Murray vs. Alabama, 1-25-18
A player with 11 or more assists in a game: 11, Taylor Murray vs. Florida, 2-19-17
A player with 12 or more assists in a game: 12, Makayla Epps vs. Morehead State, 11-18-15

BLOCKS

A player with 5 or more blocks in a game: 5, Dorie Harrison vs. Evansville, 12-5-17
A player with 6 or more blocks in a game: 6, Alexis Jennings vs. Oklahoma, 3-21-16
A player with 7 or more blocks in a game: *7, DeNesha Stallworth vs. Texas A&M, 2-18-13

STEALS

A player with 5 steals in a game: 5, Taylor Murray vs. Auburn, 2-1-18
A player with 6 steals in a game: 7, Taylor Murray at Vandy, 1-15-18
A player with 7 steals in a game: 7, Taylor Murray at Vandy, 1-15-18
A player with 8 steals in a game: 9, A'dia Mathies vs. Neb.-Omaha, 11-23-11
A player with 9 steals in a game: 9, A'dia Mathies vs. Neb.-Omaha, 11-23-11
A player with 10 steals in a game: 10, Erica Jackson vs. ECU, 2-16-99
A player with 11 or more steals in a game: *11, Leslie Nichols vs. Louisville, 2-14-86

MINUTES

Played every minute of a game: 40 Taylor Murray vs. LSU, 2-4-18
Played over 40 minutes: 44, Makayla Epps/Evelyn Akhator vs. Miss. State, 2-23-17
Played over 45 minutes: 45, Makayla Epps & Makenzie Cann at Louisville, 12-4-16
16 Played over 50 minutes: 51, Kastine Evans vs. Baylor - 4OT, 12-6-13

FOULS

Four or more UK players foul out in a game: Jennifer Humphrey, Sarah Elliott, Chanté Bowman, Brittany Edelen vs. Louisville, 12-3-06

THE LAST TIME KENTUCKY...

Won a game by 20 or more pts: +21 (78-57) vs. Arkansas, 2-15-18
Won an SEC game by 20 or more pts: +21 (78-57) vs. Arkansas, 2-15-18
Won a game by 30 or more pts: +38 (100-62) vs. Evansville, 12-5-17
Won an SEC game by 30 or more pts: +32 (89-57) vs. Ole Miss, 1-26-17
Won a game by 40 or more pts: +49 (92-53) vs. UNH, 11-17-16
Won an SEC game by 40 or more points: +44 (97-53) vs. Auburn, 1-20-13
Won a game by 50 or more pts: +54 (85-31) vs. UNC Asheville, 3-19-16
Won an SEC game by 50 or more pts: *+53 (100-47) vs. Miss. State, 1-17-13
Won a game by 60 or more pts: +68 (92-24) vs. Jackson St., 11-29-15
Won a game by 70 or more pts: +75 (100-25) vs. Jacksonville St., 11-15-11
Scored 100 pts or more in a game: 100 vs. Evansville, 12-5-17
Scored 100 pts or more in an SEC game: 108 vs. Ole Miss, 2-13-14
Scored 90 points or more in a game: 100 vs. Evansville, 12-5-17
Scored 90 points or more in three straight games: 96 vs. Wagner, 11-10-13; 103 vs. Georgia Southern, 11-13-13; 96 vs. Central Michigan, 11-17-13
Scored 90 points or more in four straight games: 4 - 96 vs. Wagner, 11-10-13; 103 vs. Georgia Southern, 11-13-13; 96 vs. Central Michigan, 11-17-13, 116 vs. Lipscomb 11-12-13
Scored 80 points or more in a game: 100 vs. Evansville, 12-5-17
Scored 50 points or more in the first half: 55 vs. Evansville, 12-5-17
Scored 50 points or more in the second half: 50 vs. Florida, 3-4-16
Scored 60 points or more in first half: 60 vs. Grambling, 12-29-13
Scored 60 points or more in second half: 60 vs. Ole Miss, 2-13-14
Lost a game by 20 or more points: -24 (87-63) vs. UofL, 12-17-17
Lost a game by 30 or more points: -30 (93-63) vs. South Carolina, 3-5-16
Lost a game by 40 or more points: -44 (39-83) vs. Tennessee, 1-27-2001
Lost an SEC game by 40 or more pts: -44 (39-83) vs. Tennessee, 1-27-01
Lost a game by 50 or more points: -72 (38-110) vs. Tennessee, 1-21-01
Lost a game by 60 or more points: -72 (38-110) vs. Tennessee, 1-21-01
Lost a game by 70 or more points: -72 (38-110) vs. Tennessee, 1-21-01
Allowed 100 points: 130 by Baylor, 12-6-13
Allowed 90 or more points: 90 by Baylor, 11-30-17
Scored fewer than 50 points: 42 vs. Georgia, 1-7-17
Scored fewer than 40 points: 36 vs. LSU, 12-18-2005
Scored fewer than 25 points in a half: 20 (1st) vs. South Carolina, 1-21-18
Scored fewer than 20 points in a half: 20 (1st) vs. South Carolina, 1-21-18
Held opponent to 50 points or fewer: 48 vs. Auburn, 2-1-18
Held opponent to 40 points or fewer: 34 vs. Gardner-Webb, 11-12-17
Held opponent to 30 points or fewer: 24 by Jackson St., 11-29-15
Held opponent to 20 pts or fewer in the 1st half: 18 at Florida, 1-11-18
Held opponent to 20 pts or fewer in the 2nd half: 18 vs. Gardner-Webb, 11-12-17
Held SEC opp. to 20 pts or fewer in the 1st half: 18 at Florida, 1-11-18
Held an opponent to 10 points or fewer in the first half: *9 by Charleston Southern, 12-10-04
Held an opponent to 10 points or fewer in the second half: *7 by Jackson St., 11-29-15
Won a game after trailing at the half: at Wash. State, 11-19-17 (35-34)
Won a game after trailing 10+ at the half: at Arizona St., 11-15-15 (29-17)
Won an SEC game after trailing at the half: vs. Miss. ST., 2-23-17, (31-30)
Won after trailing at the half at home: vs. Miss. State, 2-23-16 (31-30)
Won a game after trailing at the half on the road: at Wash. State, 11-19-17 (35-34)
Scored 100 or more points and lost: n/a
Scored 80 points or more and lost: at S. Carolina, 2-26-175 (95-87)
Scored 50 points or fewer and won: 48 vs. Louisville, 12-2-12

WHEN WAS THE LAST TIME ...

Game decided by one point: vs. Tennessee, 1-25-16 (W, 64-63)

Game decided by two points: vs. LSU, 2-4-18 (L, 72-70)

Game decided by three points: vs. Florida, 1-11-18 (56-53)

Shot 50 percent or better vs. non-conference opponent: 64.7% (33-of-51) vs. Alabama, 1-25-18

Shot 50% or better vs. SEC opponent: 50.0% (30-of-60) at Missouri, 2-8-18

Shot 50 percent or better in consecutive games: two - LSU (51.9%) 2-4-18; Missouri (50.0%) 2-8-14

Shot 55 percent or better: 64.7 vs. Alabama, 1-25-18

Shot 60 percent or better: 64.7 vs. Alabama, 1-25-18

Shot 70 percent or higher in a half: 72.0 (2nd half) vs. Alabama, 1-25-18

Shot 60 percent or higher from 3: 61.1 vs. Colorado, 11-22-15

Shot 30 percent or lower: 25.6 vs. Cal, (18-of-68), 12-21-17

Shot 20 percent or lower: 20.0 vs. Georgia, (12-of-60), 3-02-07

Shot 15% or lower in a half: 13.6 (1st half) vs. USC (3-of-22), 3-2-08

Held an opponent to lower than 30 percent: 27.8% (15-of-54) by Georgia, 1-7-18

Held an opponent to lower than 20 percent: 15.6% (7-of-45) by Jackson State, 11-29-15

Held an opponent to lower than 15 percent in a half: 4.2% (2nd half) vs. Jackson State, 11-29-15

Opponent shot 50 percent or better: 55.3% by Missouri (26-of-47), 2-8-18

Opponent shot 60 percent or better: 60.4% by South Carolina (32-of-53), 1-21-18

Opponent shot 50 percent or better in consecutive games: Two straight - Florida, 58.0% (29-of-50), 1-31-16; South Carolina, 52.0% (26-of-50), 2-4-16

Did not hit a 3-pointer: vs. Middle Tenn., 12-9-16 (0-of-9)

Held opponent without a 3-pointer: Texas A&M (0-3), 2-28-16

Held consecutive opponents without a 3-pointer: Delaware State, 11-10-12 (0-of-0) and Baylor, 11-13-12 (0-3)

Opponent hit 10 or more 3-pointers: 11 by Arkansas, 2-15-18

Hit 10 or more 3-pointers: 11 at Baylor, 11-30-17

Hit 11 or more 3-pointers: 11 at Baylor, 11-30-17

Hit 12 or more 3-pointers: 12 vs. New Hampshire, 11-17-16

Hit 13 or more 3-pointers: *14 vs. Mississippi State, 1-8-12 (14-of-30)

Pulled down 60 or more rebounds: *67 vs. Morehead State, 11-18-15

Pulled down 65 or more rebounds: *67 vs. Morehead State, 11-18-15

Had 20 or more Reb. than Opp: 25 vs. Marshall, 11-26-17 (47-22)

Had 30 or more assists in a game: 32 vs. Morehead St., 11-18-15

Had 20 or more assists in a game: 20 vs. LSU, 2-4-18

Had 20 or more assists in three straight games: 4 - 32 vs. Morehead St., 11-18-15; 24 vs. Colorado 11-22-15; 26 vs. Eastern Michigan 11-25-15; 22 vs. Jackson State 11-29-15

Had 20 or more assists in four straight games: 32 vs. Morehead St., 11-18-15; 24 vs. Colorado 11-22-15; 26 vs. Eastern Michigan 11-25-15; 22 vs. Jackson State 11-29-15

Had 20 or more assists in five straight games: 26 vs. Louisville (2/23/82); 25 vs. Alabama (2/26/82); 29 vs. LSU (2/27/82), 27 vs. Tennessee (2/28/82) and 24 vs. Illinois (3/14/82)

Had 19 or more blocks in a game: *19 vs. North Carolina A&T, 12-6-05

Had 10 or more blocks in a game: 10 vs. Evansville, 12-5-17

Opponent had 10 or more blocks in a game: 10 vs. Ohio State, 3-19-17

Had 10 or more steals in a game: 16 vs. Auburn, 2-1-18

Had 20 or more steals in a game: 24 vs. Georgia Southern, 11-13-13

Had 25 or more steals in a game: *28 vs. West Virginia, 12-12-93

Opponent had 10 or more steals in a game: 10 by LSU, 2-4-18

Forced 30 or more turnovers in a game: 37 vs. Jackson State, 11-29-15

Forced 30 or more turnovers in an SEC game: 31 vs. Tennessee, 3-3-13

Forced 40 or more turnovers in a game: *49 vs. ARK-Pine Bluff, 12-11-11

Committed 30 or more turnovers in a game: 30 at Florida, 1-31-16

Committed 30 or more turnovers and won: 34 vs. Green Bay, 3-19-12

Committed five turnovers or fewer: 5 vs. New Hampshire, 11-17-16

Committed 10 turnovers or fewer in a non-con game: 6 vs. Evansville, 12-5-17

Committed 10 turnovers or fewer in an SEC game: 10 vs. Arkansas, 2-15-18

Opponent committed fewer than 10 turnovers: 7 by Arkansas, 2-15-18

Attempted 40 FT: 42 vs. Tennessee St., 3-20-15

Attempted fewer than five FT: 4 vs. South Carolina, 1-13-11

Made 30 FT: 31 vs. Tennessee St., 3-20-15

Made 40 FT: 49* vs. Baylor, 12-6-13

Hit 100 percent from the free-throw line (min. 10 made): *12-of-12 vs. Missouri, 1-13-13

Won an overtime game: vs. Miss. State, 2-23-17, (78-75) (H) 1OT

Lost an overtime game: vs. Arizona State, 12-11-16 (73-71) (A) 1OT

Played a double-overtime game: vs. Miss. State, 2-12-15 (92-90) (H)

Played a triple-overtime game: vs. Baylor, 12-6-13 (133-130) (N) 4OT

Played a quadruple-overtime game: vs. Baylor, 12-6-13 (133-130) (N) 4OT

Started three freshmen in a game: (Evans, Conwright, Drake) vs. UTC, 12-11-10

Started four freshmen in a game: (Mendeng, Helm, Hawthorne, Stoglin) vs. Tennessee, 1-27-2001

Defeated a Top-5 opponent: 2-23-17 - #22/rv UK 78 - #3/2 vs. Miss. State 75 (OT) (H)

Defeated a Top-10 opponent: 2-23-17 - #22/rv UK 78 - #3/2 vs. Miss. State 75 (OT) (H)

Defeated a Top-25 opponent: 2-23-17 - #22/rv UK 78 - #3/2 vs. Miss. State 75 (OT) (H)

Defeated a Top-25 non-conference opponent at home: 12-1-16 - #17 UK 82 - #12 Oklahoma 68 (H)

Defeated a Top-25 non-conference opponent on the road: 11-15-15 - #17/18 UK 68 - #15/15 Arizona State 64 (A)

Defeated a Top-25 opponent at a neutral site: 3-4-16 #13/13 UK 92 - #25/24 Florida 69 (N) - SEC Tournament Quarterfinals

Defeated a Top-10 SEC opponent at home: 2-23-17 - #22/rv UK 78 - #3/2 vs. Miss. State 75 (OT) (H)

Defeated a Top-25 SEC opponent at home: 2-23-17 - #22/rv UK 78 - #3/2 vs. Miss. State 75 (OT) (H)

Defeated a Top-25 opponent on the road: 2-18-16 - #16/16 UK 83 - #14/14 Mississippi State 60 (A)

Defeated a Top-25 SEC opponent on the road: 2-18-16 - #16/16 UK 83 - #14/14 Mississippi State 60 (A)

Defeated a Top-10 opponent on the road: 12-7-14 - UK 77 - #7/7 Louisville 68 (A)

Defeated a Top-10 SEC opponent on the road: 2-16-14 - UK 75 - #8/8 Tennessee 71 (A)

Was defeated by an unranked opp. (while ranked) at home: vs. Texas A&M (77-68), 1-8-17 (#24/rv)

Was defeated by an unranked opp. (while ranked) on the road: at Miami (Fla.) (54-65), 12-10-17 (#20/23)

Was defeated by an unranked opp. (while ranked) at a neutral site: vs. Illinois (77-71), 11-27-14 (#9/10)

** Denotes a school record*

Head Coach Matthew Mitchell

UK's All-Time Winningest Coach

11th Season at Kentucky



- Became UK's all-time winningest coach on March 3, 2013 with 139 wins in just six seasons.
- Including the storied history of the UK MBB program, he is the fifth Kentucky Basketball head coach to win 250 games with the Wildcats joining Adolph Rupp, Joe B Hall, Tubby Smith and John Calipari.
- Has 107 career SEC wins, which ranks 10th most in league history
- Two-time AP SEC Coach of the Year (2010 & 2012).
- Led UK to postseason event every season. (2 WNIT, 8 NCAA)
- School-record eight consecutive NCAA Tournament appearances.
- Three NCAA Elite Eight finishes. (2010, 2012 and 2013)
- Five Sweet 16 appearances. (2010, 2012, 2013, 2014, 2016)
- Led UK to its first SEC Regular Season Championship in 30 years during the 2011-12 season.
- Nine top-four finishes in the SEC in his 10 seasons.
- Four SEC Tournament title game appearances in the last six years. (2010, 2011, 2013, 2014)
- 132 consecutive appearances in the AP Top 25 poll from 2009-10 to 2016-17 (eighth longest streak in poll history.)
- School-record eight straight 20-win seasons.
- Compiled an impressive 155-35 (.815) mark at home (includes Rupp).
- Led UK to a school-record 30 wins in 2012-13.
- Led UK to a school-record 13 SEC wins in 2011-12 and 2012-13.
- Sixteen NCAA Tournament wins.
- Forty-seven wins over ranked opponents, including 16 over top 10.
- Eight top-20 recruiting classes, including the nation's fifth-ranked class in 2009-10 and 2012-13 and 18th-ranked class in 2017-18.
- Has coached 18 All-Conference Performers, including two who were named SEC Player of the Year in Victoria Dunlap (twice) and A'dia Mathies (twice), two who were SEC Freshman of the Year winners in A'dia Mathies and Bria Goss, and two SEC (Co) 6th Women of the Year winners in Keyla Snowden and Jennifer O'Neill (2014 and 2015).

- A UK player won the AP SEC Player of the Year 4 straight years, the 1st SEC school to accomplish that feat.
- Under his leadership, 34 different players have been named to the SEC Academic Honor Roll, seven have been All-SEC Freshmen honorees, three were named All-Americans, including just the second State Farm/WBCA All-American in school history in Victoria Dunlap and one player (Chelsea Chowning) was named an Academic All-American, the first in school history.
- Five WNBA draft picks, including three in the first round - Dunlap was UK's first WNBA first round draft pick when she was chosen as the 11th overall pick in the 2011 WNBA Draft and A'dia Mathies was selected 10th overall by the Los Angeles Sparks in the 2013 draft. Last year, Evelyn Akhator became UK's highest ever pick when she went third overall to the Dallas Wings before Makayla Epps went 33rd overall to Chicago.

DIY YOU KNOW?

- Coach Mitchell and his three brothers (David, Mark, Stephen) are all Eagle Scouts.
- Named an honorary Rotarian in the Lexington chapter in 2011.
- Has three daughters, Lacy Arant, Saylor Rose and Presley Blue ... Lacy is a 2012 graduate of Mississippi State ... Daughter, Saylor Rose, is named after former Wildcat, Victoria Essence Rose Dunlap.
- Became a grandfather in October 2017 as Lacy and her husband Stephen had their first son.
- Used to be the lead singer of a band called "Coach Mitchell and the B Team" and is now the lead singer of "Matthew Mitchell and the Go Big Blue Band" which played prior to the football team's season opener at The New CWS.
- Gave \$100,000 of his new seven-year contract (May, 2012) back to the University of Kentucky for academic purposes.
- In 2014, pledged \$1 million over the next 10 years to UK Athletics through the Mitchell Family Foundation.
- In 2016, Matthew and Jenna were presented the Community Service Award by the Urban League of Lexington.

MITCHELL VS. OPPONENTS

	UK	Overall
Alabama	12-2	12-2
Alabama A&M	2-0	2-0
Albany	1-0	1-0
Alcorn State	1-0	1-0
Appalachian State	1-0	1-0
Arizona State	1-1	1-1
Arkansas	13-1	13-1
Arkansas Pine-Bluff	2-0	2-0
Auburn	12-3	12-3
Austin Peay	4-1	4-1
Baylor	2-3	2-3
Belmont	2-0	2-0
Binghamton	1-0	1-0
Bradley	1-0	1-0
Boston	1-0	1-0
Butler	1-0	1-0
Cal	0-1	0-1
Centenary	1-0	1-0
Central Michigan	2-0	2-0
Chattanooga	1-0	1-0
Cincinnati	2-0	2-0
College of Charleston	2-0	1-0
Colorado	1-1	1-1
Connecticut	0-2	0-2
Dayton	1-1	1-1
Delaware	1-0	1-0
Delaware State	1-0	1-0
DePaul	2-0	2-0
Duke	2-4	2-4
East Tennessee State	1-1	1-1
Eastern Illinois	3-1	3-1
Eastern Kentucky	3-1	3-1
Eastern Michigan	1-0	1-1
Evansville	1-0	1-1
FGCU	0-1	0-1
Florida	12-4	12-5
Florida Atlantic	1-0	1-0
Florida A&M	1-0	1-0
Furman	1-0	1-0
Gardner-Webb	1-0	1-0
Georgia	9-8	9-8
Georgia Southern	1-0	1-0
George Washington	1-1	1-1
Gonzaga	1-0	1-0
Grambling State	1-0	2-0
Green Bay	1-0	1-0
Hampton	1-0	1-0
High Point	1-0	1-0
Illinois	0-1	0-1
IUPUI	1-0	1-1
Jackson State	1-0	1-0
Jacksonville State	1-0	4-1
James Madison	1-0	1-0
Kentucky Christian	1-0	1-0
Liberty	1-0	2-0
Lipscomb	2-0	2-0
Long Island	1-0	1-0
LSU	8-9	8-9
Louisville	6-5	6-5
Marist	2-0	2-0
Marshall	1-0	1-2
Marquette	0-1	0-1
McNeese State	2-0	2-0
Miami (Fla.)	1-1	1-1
Miami Ohio	4-0	4-0
Michigan	0-2	0-2
Michigan State	1-0	1-0
Middle Tennessee	6-3	6-3
Minnesota	0-1	0-1
Mississippi State	12-2	12-3
Mississippi Valley State	2-0	2-0
Missouri	5-2	5-2
Montana	1-0	1-0
Morehead State	8-0	8-0
Murray State	1-0	2-3
Navy	1-0	1-0
Nebraska	1-0	1-0
Nebraska Omaha	1-0	1-0
New Hampshire	1-0	1-0
Northeastern	1-0	1-0
Northern Kentucky	2-0	2-0
North Carolina	0-1	0-1
North Carolina A&T	1-0	1-0
Notre Dame	1-1	1-1
Ohio State	0-1	0-1
Oklahoma	3-1	3-1
Ole Miss	8-3	8-3
Old Dominion	0-1	0-1
Pepperdine	1-0	1-0
Pikeville College	1-0	1-0
Radford	1-0	1-0
Rice	1-0	1-0
Sacramento State	1-0	1-0
Samford	2-0	3-3
Sam Houston State	1-0	1-0
South Alabama	1-0	1-0
South Carolina	10-14	10-14
South Carolina-Upstate	2-0	2-0
South Florida	1-0	1-0
Southeast Missouri	1-0	1-3
Southern Miss	2-0	2-0
Syracuse	1-0	1-4
Tennessee	5-14	5-14
Tennessee-Chattanooga	2-0	2-0
Tennessee-Martin	2-0	2-0
Tennessee State	3-0	3-2
Tennessee Tech	2-0	3-4
Texas	0-1	0-1
Texas A&M	4-4	4-4
UC Santa Barbara	3-0	3-0
UNC Asheville	1-0	1-0
Vanderbilt	12-5	12-5
Virginia Tech	1-0	0-1
Wagner	1-0	1-0
Washington	0-1	0-1
Washington State	2-0	2-0
Western Kentucky	0-2	0-3
William & Mary	1-0	1-0
Wisconsin	0-1	0-1
Wright State	1-0	1-0
Wofford	1-0	1-0
Xavier	0-2	0-3
Yale	1-0	1-0
Total	254-114	284-143

Year	School	Pos.	Record	SEC	Postseason
17-18	Kentucky	Head Coach	13-14	5-8	n/a
16-17	Kentucky	Head Coach	22-11	11-5	NCAA Second Round/SEC Semifinals
15-16	Kentucky	Head Coach	25-8	10-6	NCAA Sweet 16/SEC Semifinals
14-15	Kentucky	Head Coach	24-10	10-6	NCAA Second Round/SEC Semifinals
13-14	Kentucky	Head Coach	26-9	10-6	NCAA Sweet 16/SEC Tournament Finals
12-13	Kentucky	Head Coach	30-6	13-3	NCAA Elite Eight/SEC Tournament Finals
11-12	Kentucky	Head Coach	28-7	13-3	NCAA Elite Eight/SEC Regular Season Champions
10-11	Kentucky	Head Coach	25-9	11-5	NCAA Second Round/SEC Tournament Finals
09-10	Kentucky	Head Coach	28-8	11-5	NCAA Elite Eight/SEC Tournament Finals
08-09	Kentucky	Head Coach	16-16	5-9	WNIT Second Round
07-08	Kentucky	Head Coach	17-16	8-6	WNIT Quarterfinals/SEC Tournament Semifinals
06-07	Morehead St.	Head Coach	14-16		Third-place OVC finish
05-06	Morehead St.	Head Coach	16-13		OVC Tournament Semifinals
04-05	Kentucky	Asst. Coach	18-16		WNIT final four
03-04	Kentucky	Asst. Coach	11-17		-
02-03	Florida	Asst. Coach	9-19		-
01-02	Florida	Asst. Coach	18-11		NCAA Tournament
2000-01	Florida	Asst. Coach	24-6		NCAA Tournament
1999-00	Tennessee	Grad. Asst.	33-4		NCAA Runner-up

MISCELLANEOUS STATS

LEADING SCORER

Taylor Murray	7
Maci Morris	16
Alyssa Rice	2
Tatyana Wyatt	1
Makenzie Cann	1
Dorie Harrison	1

LEADING REBOUNDER

Makenzie Cann	4
Dorie Harrison	7
Maci Morris	2
Taylor Murray	4
Alyssa Rice	9
Tatyana Wyatt	2
Jaida Roper	1
KeKe McKinney	4
Amanda Paschal	1

LEADER IN ASSISTS

Makenzie Cann	5
Dorie Harrison	2
Maci Morris	6
Taylor Murray	17
Kameron Roach	1
Jaida Roper	7

CHARGES DRAWN

Kentucky	35
Alyssa Rice	16
Tatyana Wyatt	2
Jaida Roper	5
Jessica Hardin	1
LaShae Halsel	1
Amanda Paschal	2
Taylor Murray	1
Maci Morris	5
KeKe McKinney	1
Dorie Harrison	1
Opponents	8

10-SEC. BACKCOURT VIOLATION FORCED

Kentucky	1
Opponent	1

5-SEC. OUT-OF-BOUNDS CALLS FORCED

Kentucky	1
Opponent	1

SHOT CLOCK VIOLATIONS FORCED

Kentucky	9
Opponent	11

20-POINT SCORING GAMES

Maci Morris	8
Taylor Murray	4
Tatyana Wyatt	1

30-POINT SCORING GAMES

TBD	
-----	--

DOUBLE-FIGURE SCORING GAMES

Makenzie Cann	8
Taylor Murray	15
Maci Morris	23
Tatyana Wyatt	7
Dorie Harrison	6
Alyssa Rice	9
Jaida Roper	6
Amanda Paschal	4
KeKe McKinney	4

DOUBLE-FIGURE REBOUND GAMES

Makenzie Cann	3
Maci Morris	1
Taylor Murray	1
Alyssa Rice	3
Tatyana Wyatt	1
KeKe McKinney	1

20-PLUS REBOUNDING GAMES

TBD	
-----	--

SEASON DOUBLE-DOUBLES

Makenzie Cann	2
Maci Morris	1
Taylor Murray	2
Alyssa Rice	2
Tatyana Wyatt	1

TECHNICAL FOULS

Kentucky	3
Matthew Mitchell	2
Jaida Roper	1
Opponent	2

UK'S FIRST SUBSTITUTION

Jaida Roper	15
Amanda Paschal	7
Dorie Harrison	8
Tatyana Wyatt	5
KeKe McKinney	4

FIRST TO SCORE

Makenzie Cann	3
Dorie Harrison	3
Taylor Murray	5
Alyssa Rice	5
Maci Morris	7
Tatyana Wyatt	2
KeKe McKinney	2

JUMP BALLS CONTROLLED

Kentucky	12
Opponent	16

RUNS OF 10 OR BETTER

Kentucky	15
Opponent	12

LARGEST HALFTIME LEAD

vs. Evansville	32
----------------	----

LARGEST HALFTIME LEAD (SEC)

at Arkansas	17
-------------	----

LARGEST HALFTIME DEFICIT

vs. Louisville	22
----------------	----

LARGEST HALFTIME DEFICIT (SEC)

at Mississippi State	18
----------------------	----

LARGEST UK LEAD

vs. Gardner-Webb	38
vs. Morehead State	38

LARGEST UK WIN

vs. Gardner-Webb	38
vs. Evansville	38

LARGEST UK WIN (SEC)

vs. Alabama	25
-------------	----

LARGEST UK DEFICIT

at Baylor	33
-----------	----

LARGEST UK DEFICIT (SEC)

vs. Tennessee	23
---------------	----

LARGEST UK LOSS

at Baylor	27
-----------	----

LARGEST UK LOSS (SEC)

at Mississippi State	19
----------------------	----

MOST CONSECUTIVE POINTS

vs. Marshall	20
--------------	----

SPECIALTY STATS

PP - Points in the paint; POT - Points off turnovers; 2nd - Second-chance points; FB - Fast break points; BP - Bench points

KENTUCKY/OPPONENT

Opponent	PP	POT	2nd	FB	BP
vs. Sacramento State	48/40	18/9	17/7	0/0	36/11
vs. Gardner-Webb	42/8	17/6	15/2	8/0	28/0
at Montana	26/20	18/10	9/12	6/0	14/22
at Washington State	26/36	17/10	17/13	14/4	12/25
vs. Morehead State	28/28	20/10	11/16	2/0	33/13
vs. Marshall	32/18	17/2	18/2	0/0	14/7
at Baylor	12/46	17/22	12/11	0/4	19/31
vs. Tennessee Tech	36/24	19/10	21/5	2/4	36/10
vs. Evansville	60/24	31/2	22/3	8/2	46/12
at FGCU	40/28	18/18	16/5	8/7	15/22
at Miami	22/38	10/12	10/9	2/14	10/9
vs. Louisville	26/36	5/22	8/20	2/8	16/16
vs. Cal	16/20	13/17	19/8	0/8	20/1
at MTSU	20/18	14/20	2/10	6/2	18/10
vs. Tennessee	24/30	8/12	6/13	0/4	18/4
at Texas A&M	26/18	8/11	11/9	2/0	13/16
vs. Georgia	12/22	12/17	7/12	0/4	18/14
at Florida	22/18	11/17	13/9	6/2	23/4
at Vanderbilt	26/30	15/17	15/9	8/2	19/26
vs. South Carolina	28/42	23/15	17/7	8/8	13/34
vs. Alabama	36/20	28/10	6/6	0/0	19/14
at Arkansas	36/20	25/17	9/9	8/2	31/10
vs. Auburn	22/26	32/24	18/6	4/6	13/10
vs. LSU	28/36	13/21	4/15	4/12	17/10
at Mizzou	26/20	19/13	12/17	6/0	20/4
at Mississippi State	16/30	5/23	13/15	4/2	21/1
vs. Arkansas	38/12	6/10	17/16	0/0	32/7
Total	774/712	439/377	435/266	106/95	574/343

CLUTCH FREE THROWS - INDIVIDUAL/SEASON TOTALS

(final three minutes of regulation and overtime in a six-point game)

Player	FT-FTA	Pct.
Makenzie Cann	4-4	1.000
Maci Morris	8-10	.800
Alyssa Rice	4-6	.667
Paige Poffenberger	1-2	.500
Taylor Murray	4-4	1.000
Tatyana Wyatt	3-3	1.000
TOTAL	24-29	.828

MOST CONSECUTIVE POINTS (SEC)

vs Auburn	14
-----------	----

LARGEST 2ND HALF DEFICIT IN WIN

at Florida	7
------------	---

MOST CONSECUTIVE OPP. POINTS

at Vanderbilt	15
---------------	----

LARGEST 1ST HALF DEFICIT IN SEC WIN

vs. Auburn	7
------------	---

MOST CONSECUTIVE OPP. PTS (SEC)

at Vanderbilt	15
---------------	----

LARGEST 2ND HALF DEFICIT IN SEC WIN

at Florida	7
------------	---

LARGEST LEAD IN 1ST HALF

vs. Evansville	32
----------------	----

LONGEST WINNING STREAK

Nov. 10-Nov. 26	6
-----------------	---

LARGEST DEFICIT IN 1ST HALF

vs. Louisville	22
----------------	----

LONGEST SEC WINNING STREAK

Jan. 25-Feb. 1	3
----------------	---

LARGEST LEAD IN 2ND HALF

vs. Gardner-Webb	38
vs. Morehead State	38
vs. Evansville	38

LONGEST LOSING STREAK

Dec. 8-Jan. 7.	8
----------------	---

LARGEST MEMORIAL COL. CROWD

vs. Louisville	5,871
----------------	-------

LARGEST DEFICIT IN 2ND HALF

at Baylor	33
-----------	----

LARGEST HOME CROWD

vs. Tennessee (Rupp Arena)	8,921
----------------------------	-------

LARGEST LEAD IN LOSS

at MTSU	12
---------	----

LARGEST ROAD CROWD

at Mississippi State	9,520
----------------------	-------

LARGEST 1ST HALF DEFICIT IN WIN

at Washington State	11
---------------------	----

LARGEST NEUTRAL CROWD

TBD	
-----	--

KENTUCKY WBB 2017-18 PLAYER BIOS

0

LaShae HASEL • 6-0 • FORWARD • JUNIOR

BOWLING GREEN, KY. (WARREN CENTRAL HS)



2017-18 (Junior)

- Has eight points this season, and is 4-of-5 from the floor.
- Scored her first career points against Morehead State on Nov. 22, scoring two points with one rebound and one assist in three minutes of action.
- Recorded her first career assist vs. Gardner-Webb on Nov. 12.
- Saw three minutes of action in the season opener vs. Sacramento State, grabbing one defensive board.
- Also saw three minutes against Arkansas with two points.
- Physical post/wing that has worked hard to improve her game since walking on to the program in the fall of 2016.
- Saw action in seven games last season, recording four rebounds and one block in 12 minutes.

2017-18 Season Highs

POINTS:	2, 4x, last vs. Arkansas, 02/15/18
FGM:	1, 4x, last vs. Arkansas, 02/15/18
FGA:	2, vs. Arkansas, 02/15/18
FTM:	-
FTA:	-
3FGM:	-
3FGA:	-
O-REBOUNDS:	-
D-REBOUNDS:	1, 3x, last vs. Evansville, 12/05/17
TOTAL REBOUNDS:	1, 3x, last vs. Evansville, 12/05/17
ASSISTS:	1, twice, last vs. Morehead State, 11/22/17
BLOCKS:	-
STEALS:	-
MINUTES:	3, 5x, last vs. Arkansas, 02/15/18

Career Highs

POINTS:	2, 4x, last vs. Arkansas, 02/15/18
FGM:	1, 4x, last vs. Arkansas, 02/15/18
FGA:	2, 2x, last vs. Arkansas, 02/15/18
FTM:	-
FTA:	-
3FGM:	-
3FGA:	-
O-REBOUNDS:	2 vs. Radford, 12/18/16
D-REBOUNDS:	1, 5x, last vs. Evansville, 12/05/17
TOTAL REBOUNDS:	3 vs. Radford, 12/18/16
ASSISTS:	1, twice, last vs. Morehead State, 11/22/17
BLOCKS:	1 vs. Radford, 12/18/16
STEALS:	-
MINUTES:	3, 6x, last vs. Arkansas, 02/15/18

HASEL'S 2017-18 Game-by-Game Statistics

Opponent	Min	FG-A	3PT-A	FT-A	O-D-T	PF	A	TO	BS	ST	PTS
vs. Sacramento St.	3	0-0	0-0	0-0	0-1-1	0	0	0	0	0	0
vs. Gardner-Webb	2	0-0	0-0	0-0	0-0-0	0	1	0	0	0	0
at Montana					DNP - Coach's Decision						
at Washington St.					DNP - Coach's Decision						
vs. Morehead St.	3	1-1	0-0	0-0	0-1-1	0	1	1	0	0	2
vs. Marshall	3	1-1	0-0	0-0	0-0-0	0	0	1	0	0	2
at Baylor					DNP - Coach's Decision						
vs. Tennessee Tech	3	1-1	0-0	0-0	0-0-0	0	0	0	0	0	2
vs. Evansville	2	0-0	0-0	0-0	0-1-1	0	0	0	0	0	0
at FGCU					DNP - Coach's Decision						
at Miami (Fla.)					DNP - Coach's Decision						
vs. Louisville					DNP - Coach's Decision						
vs. California					DNP - Coach's Decision						
at Middle Tennessee					DNP - Coach's Decision						
vs. Tennessee					DNP - Coach's Decision						
at TAMU					DNP - Coach's Decision						
vs Georgia					DNP - Coach's Decision						
at Florida					DNP - Coach's Decision						
at Vanderbilt					DNP - Coach's Decision						
vs. South Carolina					DNP - Coach's Decision						
vs. Alabama	2	0-0	0-0	0-0	0-0-0	0	0	0	0	0	0
at Arkansas	1	0-0	0-0	0-0	0-0-0	0	0	0	0	0	0
vs. Auburn	2	0-0	0-0	0-0	0-0-0	0	0	0	0	0	0
vs. LSU					DNP - Coach's Decision						
at Missouri					DNP - Coach's Decision						
at Mississippi St.					DNP - Coach's Decision						
vs. Arkansas	3	1-2	0-0	0-0	0-0-0	0	0	0	0	0	2
at South Carolina					DNP - Coach's Decision						
at Ole Miss					DNP - Coach's Decision						
vs. Mississippi St.					DNP - Coach's Decision						

* Started game

Extras

	17-18	Career
Scored 10+ Points	-	-
Scored 15+ Points	-	-
Scored 20+ Points	-	-
Made 3+ 3FG	-	-
Double-figure Rebounds	-	-
Double-doubles	-	-
3+ Assists	-	-
2+ Steals	-	-
Led UK in Scoring	-	-
Led UK in Rebounds	-	-
Led UK in Assists	-	-
Led UK in Steals	-	-
Led UK in Blocks	-	-

LaShae HASEL'S Career Stats

Year	GP-GS	MIN	FG-FGA	PCT	3FG-FGA	PCT	FT-FTA	PCT	OFF-DEF	TOT-AVG	PF-FO	A	TO	BLK	ST	PTS-AVG
2016-17	7-0	12-1.7	0-3	.000	0-0	.000	0-0	.000	2-2	4-0.6	1-0	0	0	1	0	0-0.0
2017-18	10-0	24-2.4	4-5	.800	0-0	.000	0-0	.000	0-3	3-0.3	0-0	2	2	0	0	8-0.8
TOTAL	17-0	36-2.1	4-8	.500	0-0	.000	0-0	.000	2-5	7-0.4	1-0	2	2	1	0	8-0.5

KENTUCKY WBB 2017-18 PLAYER BIOS

2

PAIGE POFFENBERGER • 5-8 • GUARD • SOPHOMORE

MORGANTOWN, W.VA. (MORGANTOWN HS)



2017-18 (Sophomore)

- Joined the team as a walk-on in the fall of 2016, and has been given more and more playing time due to her strong effort and hustle on the defensive end.
- Scored her first basket of the season against Marshall, adding one rebound and one steal.
- Played two minutes against Arkansas and recorded an offensive rebound and an assist.
- Hard-nosed player who prides herself in her defensive intensity.
- Played in 21 games during her freshman campaign, averaging 5.9 minutes per game.
- Scored 19 total points on the 2016-17 season with 15 rebounds and six steals.

2017-18 Season Highs

POINTS:	4 vs. Georgia, 01/07/18
FGM:	1, 3x, last vs. Auburn, 02/01/18
FGA:	2, 4x, last vs. Georgia, 01/07/18
FTM:	4 vs. Georgia, 01/07/18
FTA:	4 vs. Georgia, 01/07/18
3FGM:	-
3FGA:	1, twice, last vs. Tennessee Tech, 12/03/17
O-REBOUNDS:	1 vs. Arkansas, 2/15/18
D-REBOUNDS:	2 vs. Georgia, 01/07/18
TOTAL REBOUNDS:	2 vs. Georgia, 01/07/18
ASSISTS:	1, 2x, last vs. Arkansas, 02/15/18
BLOCKS:	-
STEALS:	2 at Vanderbilt, 01/15/18
MINUTES:	14 vs. Georgia, 01/07/18

Career Highs

POINTS:	5 vs. TAMU, 01/08/17
FGM:	2 vs. TAMU, 01/08/17
FGA:	5 vs. New Hampshire, 11/17/16
FTM:	4 vs. Georgia, 01/07/18
FTA:	4 vs. Georgia, 01/07/18
3FGM:	1, twice, last vs. TAMU, 01/08/17
3FGA:	2 vs. Missouri, 01/05/17
O-REBOUNDS:	1, 3x, last vs. Arkansas, 02/15/18
D-REBOUNDS:	4 at Alabama, 01/12/17
TOTAL REBOUNDS:	4 at Alabama, 01/12/17
ASSISTS:	1, 3x, last vs. Arkansas, 02/15/18
BLOCKS:	-
STEALS:	3 vs. Vanderbilt, 02/05/17
MINUTES:	18 vs. Ole Miss, 01/26/17

Poffenberger's 2017-18 Game-by-Game Statistics

Opponent	Min	FG-A	3PT-A	FT-A	O-D-T	PF	A	TO	BS	ST	PTS
vs. Sacramento St.					DNP - Concussion Protocol						
vs. Gardner-Webb					DNP - Concussion Protocol						
at Montana	4	0-2	0-1	0-0	0-0-0	1	1	0	0	0	0
at Washington St.					DNP - Coach's Decision						
vs. Morehead St.	5	0-0	0-0	0-0	0-0-0	1	0	0	0	0	0
vs. Marshall	4	1-1	0-0	0-0	0-1-1	0	0	0	0	1	2
at Baylor					DNP - Coach's Decision						
vs. Tennessee Tech	9	0-1	0-1	0-0	0-0-0	1	0	0	0	0	0
vs. Evansville	6	0-2	0-0	0-0	0-0-0	0	0	0	0	0	0
at FGCU					DNP - Coach's Decision						
at Miami (Fla.)					DNP - Coach's Decision						
vs. Louisville					DNP - Coach's Decision						
vs. California					DNP - Coach's Decision						
at Middle Tennessee	5	1-2	0-0	0-1	0-0-0	1	0	0	0	0	2
vs. Tennessee					DNP - Coach's Decision						
at TAMU	9	0-0	0-0	2-2	0-0-0	2	0	0	0	0	2
vs Georgia	14	0-2	0-2	4-4	0-2-2	3	0	1	0	1	4
at Florida	3	0-0	0-0	1-2	0-1-1	0	0	1	0	0	1
at Vanderbilt	7	0-0	0-0	0-0	0-0-0	1	0	1	0	2	0
vs. South Carolina					DNP - Coach's Decision						
vs. Alabama	1	0-0	0-0	0-0	0-0-0	0	0	0	0	0	0
at Arkansas	1	0-0	0-0	0-0	0-0-0	0	0	0	0	0	0
vs. Auburn	2	1-1	0-0	0-0	0-0-0	0	0	0	0	0	2
vs. LSU					DNP - Coach's Decision						
at Missouri					DNP - Coach's Decision						
at Mississippi St.					DNP - Coach's Decision						
vs. Arkansas	2	0-0	0-0	0-0	1-0-1	0	1	0	0	0	0
at South Carolina											
at Ole Miss											
vs. Mississippi St.											

* Started game

Extras

	17-18	Career
Scored 10+ Points	-	-
Scored 15+ Points	-	-
Scored 20+ Points	-	-
Made 3+ 3FG	-	-
Double-figure Rebounds	-	-
Double-doubles	-	-
3+ Assists	-	-
2+ Steals	1	2
Led UK in Scoring	-	-
Led UK in Rebounds	-	-
Led UK in Assists	-	-
Led UK in Steals	-	-
Led UK in Blocks	-	-

Paige Poffenberger's Career Stats

Year	GP-GS	MIN	FG-FGA	PCT	3FG-FGA	PCT	FT-FTA	PCT	OFF-DEF	TOT-AVG	PF-FO	A	TO	BLK	ST	PTS-AVG
2016-17	21-0	123-5.9	7-19	.368	2-6	.333	3-4	.750	2-13	15-0.7	11-0	1	9	0	6	19-0.9
2017-18	14-0	72-5.1	3-11	.273	0-3	.000	7-9	.778	1-4	5-0.4	10-0	2	3	0	4	13-0.9
TOTAL	35-0	195-5.6	10-30	.333	2-9	.222	10-13	.769	3-17	20-0.6	21-0	3	12	0	10	32-0.9

KENTUCKY WBB 2017-18 PLAYER BIOS

3

KeKe McKinney • 6-1 • FORWARD • FRESHMAN

KNOXVILLE, TENN. (FULTON HS)



2017-18 (Freshman)

- Fifth career double-figure scoring game against Arkansas with 11 points and four offensive rebounds, going a perfect 4-for-4 from the free-throw line.
- Had double-digit scoring vs. LSU on Feb. 4 with 10 points.
- Recorded a career-high four assists vs. Auburn to go with nine points and seven boards.
- Led Kentucky on the boards with a career-high 12 rebounds against Arkansas.
- Matched her career high with 12 points in the win over Alabama, playing a career-high 35 minutes in the contest.
- Had a breakout game vs. No. 10 South Carolina, scoring a career-high 12 points and matching her career high with seven rebounds.
- Made a season-high two 3s against Middle Tennessee on Dec. 28.
- Made her first career start at No. 9/9 Baylor.

- Against Morehead State on Nov. 22, added a team/career high three blocks.
- A four-star prospect by ESPN.com, which tabbed her the 88th overall player in the 2017 class, including the 17th best wing
- An impressive wing that led Fulton High School to a state tournament berth and 27 wins her senior season, averaging a double-double with over 16 points and 11 rebounds per game.
- All-around athlete that can play multiple positions and really defend the post or the perimeter.

2017-18 Season Highs

POINTS:	12, twice, last vs. Alabama, 01/25/18
FGM:	6 vs. Alabama, 01/25/18
FGA:	12 vs. South Carolina, 01/21/18
FTM:	4 vs. Arkansas, 02/15/18
FTA:	4, 3x, last vs. Arkansas, 02/15/18
3FGM:	2, twice, last vs. LSU, 02/04/18
3FGA:	4 at MTSU, 12/28/17
O-REBOUNDS:	5, twice, last vs. South Carolina, 01/21/18
D-REBOUNDS:	9 at Arkansas, 01/29/18
TOTAL REBOUNDS:	12 at Arkansas, 01/29/18
ASSISTS:	4 vs. Auburn, 02/01/18
BLOCKS:	3 vs. Morehead State, 11/22/17
STEALS:	2, 4x, last vs. Auburn, 02/01/18
MINUTES:	35, twice, last vs. Auburn, 02/01/18

Career Highs

POINTS:	12, twice, last vs. Alabama, 01/25/18
FGM:	6 vs. Alabama, 01/25/18
FGA:	12 vs. South Carolina, 01/21/18
FTM:	4 vs. Arkansas, 02/15/18
FTA:	4, 3x, last vs. Arkansas, 02/15/18
3FGM:	2, twice, last vs. LSU, 02/04/18
3FGA:	4 at MTSU, 12/28/17
O-REBOUNDS:	5, twice, last vs. South Carolina, 01/21/18
D-REBOUNDS:	9 at Arkansas, 01/29/18
TOTAL REBOUNDS:	12 at Arkansas, 01/29/18
ASSISTS:	4 vs. Auburn, 02/01/18
BLOCKS:	3 vs. Morehead State, 11/22/17
STEALS:	2, 4x, last vs. Auburn, 02/01/18
MINUTES:	35, twice, last vs. Auburn, 02/01/18

McKinney's 2017-18 Game-by-Game Statistics

Opponent	Min	FG-A	3PT-A	FT-A	O-D-T	PF	A	TO	BS	ST	PTS
vs. Sacramento St.	12	1-5	0-3	1-2	1-1-2	1	0	1	0	2	3
vs. Gardner-Webb	18	3-9	1-3	0-0	5-2-7	1	0	1	0	0	7
at Montana	15	0-2	0-1	0-0	0-2-2	4	1	0	0	1	0
at Washington St.	12	0-1	0-1	0-0	0-0-0	1	0	0	0	0	0
vs. Morehead St.	20	2-5	0-1	1-2	3-3-6	3	0	2	3	1	5
vs. Marshall	23	2-6	1-1	2-4	2-3-5	2	1	2	1	1	7
at Baylor	15*	0-2	0-1	0-0	0-1-1	2	1	0	0	0	0
vs. Tennessee Tech	21*	4-5	1-1	0-0	1-4-5	0	1	0	2	0	9
vs. Evansville	15*	1-4	0-2	0-0	3-1-4	2	1	2	0	0	2
at FGCU	5	0-2	0-0	0-0	0-0-0	1	0	1	0	0	0
at Miami (Fla.)	4	0-1	0-0	0-0	0-1-1	0	0	1	0	1	0
vs. Louisville	8	1-2	1-1	0-0	0-1-1	4	0	3	0	0	3
vs. California	15*	0-3	0-1	0-0	0-0-0	0	0	1	0	1	0
at Middle Tennessee	19*	2-4	2-4	2-2	0-2-2	2	0	2	0	0	8
vs. Tennessee	16*	0-5	0-2	0-0	0-0-0	0	1	3	1	1	0
at TAMU	22	1-4	0-2	0-0	1-4-5	3	0	1	0	2	2
vs. Georgia	20	1-6	1-3	0-0	0-2-2	2	0	2	1	1	3
at Florida	7	0-2	0-1	0-0	1-0-1	0	0	1	0	0	0
at Vanderbilt	26	3-6	1-3	2-2	3-3-6	3	0	2	0	1	9
vs. South Carolina	32*	5-12	1-3	1-1	5-2-7	3	1	2	2	1	12
vs. Alabama	35*	6-7	0-1	0-0	2-3-5	1	1	2	0	0	12
at Arkansas	27*	3-5	0-0	0-0	3-9-12	4	2	3	1	2	6
vs. Auburn	35*	3-9	0-2	3-4	4-3-7	1	4	2	1	2	9
vs. LSU	34*	4-5	2-3	0-0	1-2-3	5	2	3	1	0	10
at Missouri	27*	3-6	0-1	1-1	1-2-3	5	0	1	0	1	7
at Mississippi St.	29*	1-3	1-3	0-0	1-4-5	3	1	3	0	0	3
vs. Arkansas	21*	3-6	1-2	4-4	4-0-4	0	0	1	0	1	11
at South Carolina											
at Ole Miss											
vs. Mississippi St.											

* Started game

Extras

	17-18	Career
Scored 10+ Points	4	4
Scored 15+ Points	-	-
Scored 20+ Points	-	-
Made 3+ 3FG	-	-
Double-figure Rebounds	1	1
Double-doubles	-	-
3+ Assists	1	1
2+ Steals	4	4
Led UK in Scoring	-	-
Led UK in Rebounds	4	4
Led UK in Assists	-	-
Led UK in Steals	2	2
Led UK in Blocks	6	6

KeKe McKinney's Career Stats

Year	GP-GS	MIN	FG-FGA	PCT	3FG-FGA	PCT	FT-FTA	PCT	OFF-DEF	TOT-AVG	PF-FO	A	TO	BLK	ST	PTS-AVG
2017-18	27-14	532-19.7	49-127	.386	13-46	.283	17-22	.773	41-55	96-3.6	53-2	17	42	13	19	128-4.7
TOTAL	27-14	532-19.7	49-127	.386	13-46	.283	17-22	.773	41-55	96-3.6	53-2	17	42	13	19	128-4.7

KENTUCKY WBB 2017-18 PLAYER BIOS

4

MACI MORRIS • 6-0 • GUARD • JUNIOR

PINEVILLE, KY. (BELL COUNTY HS)



2017-18 (Junior)

- Ranks 26th among Kentucky's all-time scorers with 1,094 career points.
- Entered UK's 1,000 point club by opening the Auburn game with back-to-back 3s.
- Morris leads UK with 16.2 points per game.
- Leads the team in 3s made this season with 59.
- Ranks nine nationally (Div. I) and second in the SEC in 3-point shooting percentage at 46.5 percent.
- Ranks No. 7 on Kentucky's list of all-time three pointers made with 161.
- Scored in double digits in all but three contests this season.
- Missed the Vanderbilt game with a bruised knee bone.
- Has scored 20 or more points in eight games this season, after only having one game with

20+ points prior to this season.

- Led UK with 21 points vs. No. 2 Mississippi State and followed with 20 points - 14 in the first half - vs. Arkansas.
- Matched her season high with 22 points at No. 15 Missouri, scoring 17 of those points in the second half.
- Led Kentucky with 19 points and a career-high four assists vs. No. 10 South Carolina.
- Matched a season-high 22 points to lead all scorers vs. No. 19 Texas A&M.
- Posted her second 20+ point game of the season against No. 9/9 Baylor, scoring a season-high 22 points on 5-of-8 3-point shooting.
- Posted 20 points in the win at Washington State for her second career 20+ performance.
- Recorded her first career double-double this season vs. Gardner-Webb with 10 points and a career-high 10 boards.

Morris' 2017-18 Game-by-Game Statistics

Opponent	Min	FG-A	3PT-A	FT-A	O-D-T	PF	A	TO	BS	ST	PTS
vs. Sacramento St.	16*	4-8	2-3	2-2	1-3-4	3	2	1	0	1	12
vs. Gardner-Webb	32*	4-13	0-5	2-2	1-9-10	2	4	2	3	1	10
at Montana	31*	5-8	3-6	3-3	0-2-2	4	2	2	1	0	16
at Washington St.	32*	7-16	3-6	3-4	2-4-6	2	1	4	0	1	20
vs. Morehead St.	23*	7-8	5-6	0-0	0-2-2	2	3	2	0	3	19
vs. Marshall	28*	6-13	3-6	0-0	1-2-3	2	2	0	0	2	15
at Baylor	35*	7-17	5-8	3-6	0-5-5	2	0	3	0	0	22
vs. Tennessee Tech	17*	6-7	2-2	2-2	1-5-6	2	2	1	3	1	16
vs. Evansville	21*	8-9	4-5	0-0	0-2-2	1	3	0	2	0	20
at FGCU	33*	2-4	1-1	1-2	0-3-3	5	2	0	0	0	6
at Miami (Fla.)	35*	7-22	2-8	2-2	2-5-7	3	1	4	1	2	18
vs. Louisville	40*	6-13	1-3	3-4	0-5-5	1	0	4	1	0	16
vs. California	34*	9-26	3-7	0-0	3-5-8	3	0	1	0	1	21
at Middle Tennessee	35*	5-12	0-3	3-3	0-4-4	2	3	2	0	2	13
vs. Tennessee	29*	6-14	3-8	3-3	0-2-2	4	0	1	0	3	18
at TAMU	38*	9-18	2-6	2-2	0-3-3	2	4	4	0	0	22
vs Georgia	21*	4-10	0-3	1-3	0-0-0	1	0	1	1	2	9
at Florida	20*	2-4	0-1	1-2	1-5-6	0	2	1	0	1	5
at Vanderbilt					DND - Left Knee						
vs. South Carolina	30*	6-15	2-5	5-5	0-1-1	3	4	2	0	2	19
vs. Alabama	28*	7-11	2-4	0-0	0-1-1	3	1	2	1	1	16
at Arkansas	28*	4-12	1-3	2-2	1-1-2	1	0	1	0	0	11
vs. Auburn	25*	5-10	5-7	3-3	0-2-2	1	1	6	0	1	18
vs. LSU	32*	6-14	3-6	2-2	0-2-2	1	4	2	0	0	17
at Missouri	32*	9-17	3-5	1-2	1-1-2	4	0	2	0	1	22
at Mississippi St.	31*	7-15	2-5	5-5	1-3-4	5	2	4	0	0	21
vs. Arkansas	30*	7-11	2-5	4-4	0-5-5	1	2	4	0	2	20
at South Carolina											
at Ole Miss											
vs. Mississippi St.											

* Started game

2017-18 Season Highs

POINTS:	22, 3x, last at Mizzou, 02/08/18
FGM:	9, 3x, last at Mizzou, 02/08/18
FGA:	26 vs. Cal, 12/21/17
FTM:	5, twice, last at Miss. St., 02/11/18
FTA:	6 at Baylor, 11/30/17
3FGM:	5, 3x, last vs. Auburn, 02/01/18
3FGA:	8, 3x, last vs. Tennessee, 12/31/17
O-REBOUNDS:	3 vs. Cal, 12/21/17
D-REBOUNDS:	9 vs. Gardner-Webb, 11/12/17
TOTAL REBOUNDS:	10 vs. Gardner-Webb, 11/12/17
ASSISTS:	4, 4x, last vs. LSU, 02/04/18
BLOCKS:	3, twice, last vs. Tennessee Tech, 12/03/17
STEALS:	3, twice, last vs. Tennessee, 12/31/17
MINUTES:	40 vs. Louisville, 12/17/17

Career Highs

POINTS:	29 vs. Arizona St., 12/11/16
FGM:	9, 4x, last at Mizzou, 02/08/18
FGA:	26 vs. Cal, 12/21/17
FTM:	9 vs. Arizona St., 12/11/16
FTA:	9 vs. Arizona St., 12/11/16
3FGM:	5, 5x, last vs. Auburn, 02/01/18
3FGA:	10 at Auburn, 01/22/17
O-REBOUNDS:	3, twice, last vs. Cal, 12/21/17
D-REBOUNDS:	9, twice, last vs. Gardner-Webb, 11/12/17
TOTAL REBOUNDS:	10 vs. Gardner-Webb, 11/12/17
ASSISTS:	4, 6x, last vs. LSU, 02/04/18
BLOCKS:	3, twice, last vs. Tennessee Tech, 12/03/17
STEALS:	3, twice, last vs. Tennessee, 12/31/17
MINUTES:	42 at Louisville, 12/04/16

Extras

	17-18	Career
Scored 10+ Points	23	61
Scored 15+ Points	19	30
Scored 20+ Points	8	9
Made 3+ 3FG	11	23
Double-figure Rebounds	1	1
Double-doubles	1	1
3+ Assists	7	18
2+ Steals	8	15
Led UK in Scoring	16	21
Led UK in Rebounds	2	4
Led UK in Assists	6	10
Led UK in Blocks	5	16

Maci Morris' Career Stats

Year	GP-GS	MIN	FG-FGA	PCT	3FG-FGA	PCT	FT-FTA	PCT	OFF-DEF	TOT-AVG	PF-FO	A	TO	BLK	ST	PTS-AVG
2015-16	33-33	820-24.8	101-254	.398	49-125	.392	30-35	.857	8-77	85-2.6	78-4	31	54	7	19	281-8.5
2016-17	33-33	1078-32.7	132-383	.345	53-164	.323	74-84	.881	13-78	91-2.8	90-2	52	83	20	20	391-11.8
2017-18	26-26	756-29.1	155-327	.474	59-127	.465	53-63	.841	15-82	97-3.7	60-2	45	56	13	27	422-16.2
TOTAL	92-92	2654-28.8	388-964	.402	161-416	.387	157-182	.863	36-237	273-3.0	228-8	128	193	40	66	1094-11.9

KENTUCKY WBB 2017-18 PLAYER BIOS

12

AMANDA PASCHAL • 5-7 • GUARD • JUNIOR

BROOKLYN, N.Y. (GULF COAST STATE COLLEGE/CHIPLEY HS)



2017-18 (Junior)

- Played 23 minutes against Arkansas and scored four points with four rebounds.
- Had her fourth double-digit scoring performance of the season vs. LSU, adding 10 points to go with a career-high four assists.
- Matched her career high with five made field goals in the win at Arkansas.
- Came in clutch off the bench in the win over Florida, adding 12 points, 10 of which were in the second half.
- Played 20 minutes against Morehead State, going 5-of-8 from the floor to score in double-digits for the first time with 11 points.
- Provided important minutes on both ends of the court against Washington State, posting a career-high eight points with a career-best three assists and three rebounds.
- Had four points, five rebounds and two dimes vs. GWU on Nov. 12.

- Added five points in 17 minutes of action in her Kentucky debut vs. Sacramento State.
- Experienced player that won a junior college national championship.
- Missed her second year of junior college with an injury, but came into summer workouts motivated and was able to participate in summer workouts.

2017-18 Season Highs

POINTS:	12 at Florida, 01/11/18
FGM:	5, 3x, last at Arkansas, 01/29/18
FGA:	10 at Arkansas, 01/29/18
FTM:	3, twice, last at Miss. St., 02/11/18
FTA:	4 vs. Sacramento St., 11/10/17
3FGM:	2 at Florida, 01/11/18
3FGA:	3 at Florida, 01/11/18
O-REBOUNDS:	4 vs. Marshall, 11/26/17
D-REBOUNDS:	4, twice, last vs. Arkansas, 02/15/18
TOTAL REBOUNDS:	5, twice, last vs. Marshall, 11/26/17
ASSISTS:	4 vs. LSU, 02/04/18
BLOCKS:	-
STEALS:	2, twice, last at Arkansas, 01/29/18
MINUTES:	31 at Vanderbilt, 01/15/18

Career Highs

POINTS:	12 at Florida, 01/11/18
FGM:	5, 3x, last at Arkansas, 01/29/18
FGA:	10 at Arkansas, 01/29/18
FTM:	3, twice, last at Miss. St., 02/11/18
FTA:	4 vs. Sacramento St., 11/10/17
3FGM:	2 at Florida, 01/11/18
3FGA:	3 at Florida, 01/11/18
O-REBOUNDS:	4 vs. Marshall, 11/26/17
D-REBOUNDS:	4, twice, last vs. Arkansas, 02/15/18
TOTAL REBOUNDS:	5, twice, last vs. Marshall, 11/26/17
ASSISTS:	4 vs. LSU, 02/04/18
BLOCKS:	-
STEALS:	2, twice, last at Arkansas, 01/29/18
MINUTES:	31 at Vanderbilt, 01/15/18

Paschal's 2017-18 Game-by-Game Statistics

Opponent	Min	FG-A	3PT-A	FT-A	O-D-T	PF	A	TO	BS	ST	PTS
vs. Sacramento St.	17	1-2	0-1	3-4	0-0-0	0	2	0	0	0	5
vs. Gardner-Webb	15	2-4	0-1	0-0	1-4-5	1	2	0	0	0	4
at Montana	8	0-2	0-1	0-0	0-1-1	1	1	1	0	0	0
at Washington St.	15	4-7	0-1	0-0	2-1-3	0	3	1	0	0	8
vs. Morehead St.	20	5-8	0-1	1-3	1-1-2	0	2	0	0	0	11
vs. Marshall	11	0-4	0-0	2-2	4-1-5	0	0	1	0	0	2
at Baylor	17	0-2	0-0	0-2	2-1-3	1	3	0	0	0	0
vs. Tennessee Tech	15	1-2	0-0	1-2	1-1-2	1	2	2	0	0	3
vs. Evansville	8	2-3	1-1	0-0	0-2-2	0	0	0	0	0	5
at FGCU	9	1-5	0-1	0-0	0-1-1	0	0	0	0	0	2
at Miami (Fla.)	20	1-3	0-1	2-2	1-1-2	3	1	0	0	1	4
vs. Louisville	4	0-1	0-0	1-2	0-0-0	1	0	0	0	0	1
vs. California					DNP - Coach's Decision						
at Middle Tennessee	10	1-2	0-0	0-0	0-2-2	1	0	0	0	0	2
vs. Tennessee					DNP - Coach's Decision						
at TAMU	3	0-1	0-0	0-0	0-0-0	0	0	1	0	0	0
vs Georgia	4	0-0	0-0	1-2	0-0-0	0	0	0	0	0	1
at Florida	21	5-8	2-3	0-0	0-0-0	1	1	1	0	2	12
at Vanderbilt	31	1-8	0-2	0-2	2-0-2	1	2	2	0	0	2
vs. South Carolina	4	0-0	0-0	0-0	1-0-1	0	0	0	0	0	0
vs. Alabama	10	1-1	0-0	0-0	1-0-1	0	2	0	0	0	2
at Arkansas	22	5-10	0-1	0-0	1-2-3	2	0	1	0	2	10
vs. Auburn	28	2-4	0-2	1-1	1-2-3	0	2	2	0	1	5
vs. LSU	26	4-6	1-2	1-3	2-2-4	1	4	1	0	1	10
at Missouri	13	1-3	0-1	0-0	1-0-1	0	0	0	0	1	2
at Mississippi St.	24	2-5	0-0	3-3	1-1-2	1	1	2	0	0	7
vs. Arkansas	23	2-6	0-0	0-0	0-4-4	0	1	1	0	0	4
at South Carolina											
at Ole Miss											
vs. Mississippi St.											

* Started game

Extras

	17-18	Career
Scored 10+ Points	4	4
Scored 15+ Points	-	-
Scored 20+ Points	-	-
Double-figure Rebounds	-	-
Double-doubles	-	-
3+ Assists	3	3
2+ Steals	2	2
Led UK in Scoring	-	-
Led UK in Rebounds	1	1
Led UK in Assists	-	-
Led UK in Steals	1	1
Led UK in Blocks	-	-

Amanda Paschal's Career Stats

Year	GP-GS	MIN	FG-FGA	PCT	3FG-FGA	PCT	FT-FTA	PCT	OFF-DEF	TOT-AVG	PF-FO	A	TO	BLK	ST	PTS-AVG
2017-18	25-0	378-15.1	41-97	.423	4-19	.211	16-28	.571	21-27	48-1.9	15-0	29	16	0	8	102-4.1
TOTAL	25-0	378-15.1	41-97	.423	4-19	.211	16-28	.571	21-27	48-1.9	15-0	29	16	0	8	102-4.1

KENTUCKY WBB 2017-18 PLAYER BIOS

14

TATYANA WYATT • 6-2 • FORWARD • FRESHMAN

COLUMBUS, GA. (COLUMBUS HS)



2017-18 (Freshman)

- Third in scoring for Kentucky, averaging 7.2 points per game.
- Has made four starts for the Wildcats in her rookie campaign.
- Sat out eight games this season due to concussion protocol.
- Came off the bench to score 11 points and hit a season-best three 3s against Arkansas with all three 3s coming in the second half after the Razorbacks had tied the game.
- Made her third career start at Florida, adding six points and a career-high six defensive rebounds.
- Had a career-high five defensive boards vs. No. 7 Tennessee.
- Added 10 points vs. No. 24 Cal on Dec. 21.
- Scored in double figures for the fifth time against No. 3 Louisville, adding 10 points.
- Made her first career start against FGCU, playing a season-high 20 minutes, scoring 11 points with eight rebounds.

- Recorded her first career double-double against Evansville with 20 points and 10 rebounds.
- The first player on the team to record a 20-10 game this season.
- Played a then-season-high 16 minutes against Tennessee Tech, adding 12 points on 6-of-9 shooting.
- Added 13 points in just 15 minutes of play in her collegiate debut vs. Sacramento State, going 5-of-6 from the floor, and 2-of-3 from the charity stripe in the contest.
- Was the highest-scoring newcomer in Kentucky's season opener.

Wyatt's 2017-18 Game-by-Game Statistics

Opponent	Min	FG-A	3PT-A	FT-A	O-D-T	PF	A	TO	BS	ST	PTS
vs. Sacramento St.	15	5-6	1-2	2-3	0-2-2	2	0	1	0	1	13
vs. Gardner-Webb					DND - Concussion Protocol						
at Montana					DND - Concussion Protocol						
at Washington St.					DND - Concussion Protocol						
vs. Morehead St.					DND - Concussion Protocol						
vs. Marshall					DND - Concussion Protocol						
at Baylor	13	1-7	1-3	0-2	3-1-4	4	0	2	0	0	3
vs. Tennessee Tech	16	6-9	0-1	0-1	2-1-3	3	2	2	3	0	12
vs. Evansville	19	8-11	1-2	3-4	8-2-10	0	0	2	1	1	20
at FGCU	20*	5-12	0-2	1-1	5-3-8	4	1	4	1	1	11
at Miami (Fla.)	20*	2-8	2-4	0-0	1-1-2	2	0	1	0	0	6
vs. Louisville	19	3-6	1-2	3-4	0-2-2	2	0	0	0	0	10
vs. California	23	3-7	2-3	2-2	4-2-6	4	1	1	0	1	10
at Middle Tennessee	22	2-4	1-3	4-4	0-2-2	3	1	2	1	0	9
vs. Tennessee	18	2-5	0-1	0-0	1-5-6	0	0	0	0	1	4
at TAMU	12	2-2	0-0	2-2	0-1-1	1	0	0	0	0	6
vs. Georgia	10	0-4	0-0	2-4	0-1-1	1	0	1	1	0	2
at Florida	33*	3-11	0-2	0-0	0-6-6	2	0	2	0	0	6
at Vanderbilt	18*	1-8	0-1	0-0	0-4-4	5	0	1	0	1	2
vs. South Carolina					DND - Concussion Protocol						
vs. Alabama					DND - Concussion Protocol						
at Arkansas					DND - Concussion Protocol						
vs. Auburn	1	0-0	0-0	0-0	0-1-1	0	0	0	0	0	0
vs. LSU	8	1-1	0-0	0-0	1-2-3	2	1	0	0	0	2
at Missouri	18	1-3	1-3	3-3	1-0-1	4	0	0	0	1	6
at Mississippi St.	16	1-5	0-2	1-2	4-3-7	3	0	0	0	0	3
vs. Arkansas	17	3-5	3-5	2-2	0-2-2	0	1	1	0	0	11
at South Carolina					DND - Concussion Protocol						
at Ole Miss					DND - Concussion Protocol						
vs. Mississippi St.					DND - Concussion Protocol						

* Started game

2017-18 Season Highs

POINTS:	20 vs. Evansville, 12/05/17
FGM:	8 vs. Evansville, 12/05/17
FGA:	12 at FGCU, 12/08/17
FTM:	4 at MTSU, 12/28/17
FTA:	4, 4x, last vs. Georgia, 01/07/18
3FGM:	3, vs. Arkansas, 02/15/18
3FGA:	4 at Miami, 12/10/17
O-REBOUNDS:	8 vs. Evansville, 12/05/17
D-REBOUNDS:	6 at Florida, 01/11/18
TOTAL REBOUNDS:	10 vs. Evansville, 12/05/17
ASSISTS:	2 vs. Tennessee Tech, 12/03/17
BLOCKS:	3 vs. Tennessee Tech, 12/03/17
STEALS:	1, 7x, last at Mizzou, 02/08/18
MINUTES:	33 at Florida, 01/11/18

Career Highs

POINTS:	20 vs. Evansville, 12/05/17
FGM:	8 vs. Evansville, 12/05/17
FGA:	12 at FGCU, 12/08/17
FTM:	4 at MTSU, 12/28/17
FTA:	4, 4x, last vs. Georgia, 01/07/18
3FGM:	3, vs. Arkansas, 02/15/18
3FGA:	4 at Miami, 12/10/17
O-REBOUNDS:	8 vs. Evansville, 12/05/17
D-REBOUNDS:	6 at Florida, 01/11/18
TOTAL REBOUNDS:	10 vs. Evansville, 12/05/17
ASSISTS:	2 vs. Tennessee Tech, 12/03/17
BLOCKS:	3 vs. Tennessee Tech, 12/03/17
STEALS:	1, 7x, last at Mizzou, 02/08/18
MINUTES:	33 at Florida, 01/11/18

Extras

	17-18	Career
Scored 10+ Points	7	7
Scored 15+ Points	1	1
Scored 20+ Points	1	1
Made 3+ 3FG	1	1
Double-figure Rebounds	1	1
Double-doubles	1	1
3+ Assists	-	-
2+ Steals	-	-
Led UK in Scoring	1	1
Led UK in Rebounds	2	2
Led UK in Assists	-	-
Led UK in Steals	1	1
Led UK in Blocks	2	2

Tatyana Wyatt's Career Stats

Year	GP-GS	MIN	FG-FGA	PCT	3FG-FGA	PCT	FT-FTA	PCT	OFF-DEF	TOT-AVG	PF-FO	A	TO	BLK	ST	PTS-AVG
2017-18	19-4	318-16.7	49-114	.430	13-36	.361	25-34	.735	30-41	71-3.7	42-1	7	20	7	7	136-7.2
TOTAL	19-4	318-16.7	49-114	.430	13-36	.361	25-34	.735	30-41	71-3.7	42-1	7	20	7	7	136-7.2

KENTUCKY WBB 2017-18 PLAYER BIOS

15

JESSICA HARDIN • 5-8 • GUARD • R-SENIOR

MONTICELLO, KY. (BELLARMINE/WAYNE COUNTY HS)



2017-18 (Redshirt-Senior)

- Played two minutes against Arkansas and went 1-for-2 from the field with a 3.
- Scored three points vs. Morehead State on 1-of-2 3-point shooting.
- Added one 3-pointer and one assist in the win over GWU.
- Played five minutes with one assist in UK's 2017-18 season opener.
- Former Kentucky high school standout that played at Bellarmine her freshman season before transferring to UK to focus on academics.
- Walked on the team during the summer of 2016 and impressed the coaches with her work ethic and skill and was awarded a scholarship at the end of summer workouts.
- Played in 16 games with 12.3 minutes per game in 2016-17, missing significant time after non-conference play due to a concussion.
- Led the Wildcats in 3-point percentage last season, going 12-of-33 from long range.

2017-18 Season Highs

POINTS:	3, 4x, last vs. Arkansas, 02/15/18
FGM:	1, 4x, last vs. Arkansas, 02/15/18
FGA:	3 vs. Morehead State, 11/22/17
FTM:	1 vs. Evansville, 12/05/17
FTA:	2 vs. Evansville, 12/05/17
3FGM:	1, 4x, last vs. Arkansas, 02/15/18
3FGA:	2, 5x, last vs. Arkansas, 02/15/18
O-REBOUNDS:	-
D-REBOUNDS:	1, 4x, last at Miami, 12/10/17
TOTAL REBOUNDS:	1, 4x, last at Miami, 12/10/17
ASSISTS:	1, 3x, last vs. Marshall, 11/26/17
BLOCKS:	-
STEALS:	1 vs. Tennessee Tech, 12/03/17
MINUTES:	8 at Montana, 11/16/17

Career Highs

POINTS:	19 vs. Quincy, 02/06/14
FGM:	7 vs. Quincy, 02/06/14
FGA:	14, 3x, last vs. Maryville, 03/02/14
FTM:	6, vs. North Alabama, 11/17/13
FTA:	7 vs. Truman State, 02/08/14
3FGM:	5, 3x, last vs. Quincy, 02/06/14
3FGA:	11, at Maryville, 03/02/14
O-REBOUNDS:	5, vs. William Jewell, 01/03/14
D-REBOUNDS:	5, vs. Missouri-St. Louis, 02/13/14
TOTAL REBOUNDS:	7, 2x, last vs. Missouri-St. Louis, 02/13/14
ASSISTS:	3, vs. Indianapolis, 02/22/14
BLOCKS:	1, 4x, last vs. Missouri-St. Louis, 02/13/14
STEALS:	3, vs. Kentucky State, 11/24/13
MINUTES:	29, vs. Southern Indiana, 01/20/14

Hardin's 2017-18 Game-by-Game Statistics

Opponent	Min	FG-A	3PT-A	FT-A	O-D-T	PF	A	TO	BS	ST	PTS
vs. Sacramento St.	5	0-0	0-0	0-0	0-0-0	0	1	1	0	0	0
vs. Gardner-Webb	7	1-2	1-2	0-0	0-1-1	1	1	0	0	0	3
at Montana	8	0-2	0-1	0-0	0-0-0	0	0	0	0	0	0
at Washington St.	3	0-2	0-2	0-0	0-0-0	1	0	0	0	1	0
vs. Morehead St.	6	1-3	1-2	0-0	0-1-1	1	0	0	0	0	3
vs. Marshall	7	0-1	0-1	0-0	0-0-0	0	1	0	0	0	0
at Baylor					DNP - Coach's Decision						
vs. Tennessee Tech	6	1-2	1-2	0-0	0-1-1	1	0	1	0	1	3
vs. Evansville	6	0-1	0-1	1-2	0-0-0	0	0	0	0	0	1
at FGCU					DNP - Coach's Decision						
at Miami (Fla.)	3	0-0	0-0	0-0	0-1-1	0	0	0	0	0	0
vs. Louisville					DNP - Coach's Decision						
vs. California					DNP - Coach's Decision						
at Middle Tennessee					DNP - Coach's Decision						
vs. Tennessee					DNP - Coach's Decision						
at TAMU					DNP - Coach's Decision						
vs Georgia					DNP - Coach's Decision						
at Florida					DNP - Coach's Decision						
at Vanderbilt					DNP - Coach's Decision						
vs. South Carolina					DNP - Coach's Decision						
vs. Alabama	1	0-1	0-1	0-0	0-1-1	0	0	0	0	0	0
at Arkansas					DNP - Coach's Decision						
vs. Auburn	1	0-0	0-0	0-0	0-0-0	0	0	1	0	0	0
vs. LSU					DNP - Coach's Decision						
at Missouri					DNP - Coach's Decision						
at Mississippi St.					DNP - Coach's Decision						
vs. Arkansas	2	1-2	1-2	0-0	0-0-0	0	0	0	0	0	3
at South Carolina											
at Ole Miss											
vs. Mississippi St.											

* Started game

Extras

	17-18	Career
Scored 10+ Points	-	12
Scored 15+ Points	-	4
Scored 20+ Points	-	-
Made 3+ 3FG	-	10
Double-figure Rebounds	-	-
Double-doubles	-	-
3+ Assists	-	1
2+ Steals	-	4
Led UK in Scoring	-	-
Led UK in Rebounds	-	-
Led UK in Assists	-	-
Led UK in Steals	-	1
Led UK in Blocks	-	1

Jessica Hardin's Career Stats

Year	GP-GS	MIN	FG-FGA	PCT	3FG-FGA	PCT	FT-FTA	PCT	OFF-DEF	TOT-AVG	PF-FO	A	TO	BLK	ST	PTS-AVG
2013-14*	26-16	535-20.5	80-217	.369	52-140	.371	37-54	.685	28-45	73-2.8	74-2	23	33	4	20	249-9.6
2016-17	16-0	196-12.3	15-52	.288	12-33	.364	7-9	.778	7-14	21-1.3	19-0	5	2	1	2	49-3.1
2017-18	12-0	55-4.6	4-15	.267	4-13	.308	1-2	.500	0-4	4-0.3	4-0	3	3	0	2	13-1.1
TOTAL	54-16	786-14.6	99-284	.349	68-186	.366	45-65	.692	35-63	98-1.8	97-2	31	38	5	24	311-5.8

* at Bellarmine

KENTUCKY WBB 2017-18 PLAYER BIOS

20

DORIE HARRISON • 6-3 • CENTER • FRESHMAN

NASHVILLE, TENN. (HILLSBORO HS)



2017-18 (Freshman)

- Posted 10 points and four rebounds going 4-of-7 from the field vs. Arkansas with a block.
- Had a near double-double vs. No. 2 Mississippi State with eight points and nine boards.
- Made a career-high six field goals (6-of-7) to score 12 points vs. No. 15 Mizzou.
- Named SEC Freshman of the Week on Jan. 30 after having back-to-back games with career scoring efforts vs. Alabama and at Arkansas.
- After starting the season 18-of-37 (.486) from free throw line, is 16-of-17 (.941) from the line in the past seven games.
- Led Kentucky in scoring for the first time in her career at Arkansas, scoring 16 points off the bench.
- Made a career-high six free throws, going 6-of-6 from the line at Arkansas.
- Matched her career high with nine rebounds vs. Georgia.
- Had a career-high five blocks against Evansville.
- Was Kentucky's leading rebounder at No. 9 Baylor, grabbing seven boards.
- Earned the starting spot in her regular season debut for Kentucky.
- Was just one rebound shy of a double-double vs. Sacramento State, posting 10 points and nine boards in her freshman debut.
- Scored all 10 of her points vs. Sacramento State in the second half.

Harrison's 2017-18 Game-by-Game Statistics

Opponent	Min	FG-A	3PT-A	FT-A	O-D-T	PF	A	TO	BS	ST	PTS
vs. Sacramento St.	20*	4-11	0-0	2-5	2-7-9	3	3	2	1	0	10
vs. Gardner-Webb	21*	2-12	0-0	1-2	4-1-5	1	0	0	0	0	5
at Montana	26*	4-8	0-0	1-2	3-5-8	0	1	2	0	0	9
at Washington St.	14*	2-5	0-0	0-0	1-3-4	2	0	3	0	1	4
vs. Morehead St.	12*	2-4	0-0	1-2	0-3-3	5	2	2	1	0	5
vs. Marshall	14*	0-6	0-0	1-2	1-2-3	2	1	2	0	1	1
at Baylor	14	1-6	0-0	2-4	3-4-7	1	1	1	1	0	4
vs. Tennessee Tech	15	3-12	0-0	1-2	5-2-7	2	1	3	0	0	7
vs. Evansville	17	2-4	0-0	2-6	0-3-3	2	1	1	5	0	6
at FGCU	3	1-3	0-0	0-0	0-0-0	2	0	0	0	0	2
at Miami (Fla.)	5	1-3	0-0	0-0	0-0-0	3	0	0	0	0	2
vs. Louisville	4	1-2	0-0	0-0	0-0-0	0	0	0	0	0	2
vs. California	5	2-4	0-0	0-0	3-0-3	0	0	1	0	0	4
at Middle Tennessee	7	0-2	0-0	1-2	1-0-1	4	0	1	1	0	1
vs. Tennessee	17	4-9	0-0	1-1	0-1-1	0	0	1	1	0	9
at TAMU	9*	2-3	0-0	0-0	1-2-3	4	0	1	0	0	4
vs Georgia	25*	2-11	0-0	1-2	4-5-9	2	2	4	0	1	5
at Florida	22	3-7	0-0	1-2	1-4-5	1	2	2	0	0	7
at Vanderbilt	22	3-7	0-0	0-0	2-3-5	1	0	2	2	2	6
vs. South Carolina	30	4-11	0-0	3-5	3-4-7	3	0	3	1	1	11
vs. Alabama	27	5-9	0-0	5-6	0-5-5	3	0	1	1	1	15
at Arkansas	23	5-14	0-0	6-6	2-2-4	3	0	3	1	2	16
vs. Auburn	13	2-4	0-0	2-2	1-1-2	4	0	1	1	2	6
vs. LSU	12	2-4	0-0	1-1	0-1-1	2	0	1	1	0	5
at Missouri	23	6-7	0-0	0-0	2-2-4	3	0	1	0	0	12
at Mississippi St.	28	4-12	0-0	0-0	2-7-9	2	0	2	2	0	8
vs. Arkansas	12	4-7	0-0	2-2	1-3-4	5	0	1	1	0	10
at South Carolina											
at Ole Miss											
vs. Mississippi St.											

* Started game

2017-18 Season Highs

POINTS:	16 at Arkansas, 01/29/18
FGM:	6 at Mizzou, 02/08/18
FGA:	14 at Arkansas, 01/29/18
FTM:	6 at Arkansas, 01/29/18
FTA:	6, 3x, last at Arkansas, 01/29/18
3FGM:	-
3FGA:	-
O-REBOUNDS:	5 vs. Tennessee Tech, 12/03/17
D-REBOUNDS:	7, twice, last at Miss. St., 02/11/18
TOTAL REBOUNDS:	9, 3x, last at Miss. St., 02/11/18
ASSISTS:	3 vs. Sacramento St., 11/10/17
BLOCKS:	5 vs. Evansville, 12/05/17
STEALS:	2, 3x, last vs. Auburn, 02/01/18
MINUTES:	30 vs. South Carolina, 01/21/18

Career Highs

POINTS:	16 at Arkansas, 01/29/18
FGM:	6 at Mizzou, 02/08/18
FGA:	14 at Arkansas, 01/29/18
FTM:	6 at Arkansas, 01/29/18
FTA:	6, 3x, last at Arkansas, 01/29/18
3FGM:	-
3FGA:	-
O-REBOUNDS:	5 vs. Tennessee Tech, 12/03/17
D-REBOUNDS:	7, twice, last at Miss. St., 02/11/18
TOTAL REBOUNDS:	9, 3x, last at Miss. St., 02/11/18
ASSISTS:	3 vs. Sacramento St., 11/10/17
BLOCKS:	5 vs. Evansville, 12/05/17
STEALS:	2, 3x, last vs. Auburn, 02/01/18
MINUTES:	30 vs. South Carolina, 01/21/18

Extras

	17-18	Career
Scored 10+ Points	6	6
Scored 15+ Points	2	2
Scored 20+ Points	-	-
Made 3+ 3FG	-	-
Double-figure Rebounds	-	-
Double-doubles	-	-
3+ Assists	1	1
2+ Steals	3	3
Led UK in Scoring	1	1
Led UK in Rebounds	7	7
Led UK in Assists	2	2
Led UK in Steals	1	1
Led UK in Blocks	9	9

Dorie Harrison's Career Stats

Year	GP-GS	MIN	FG-FGA	PCT	3FG-FGA	PCT	FT-FTA	PCT	OFF-DEF	TOT-AVG	PF-FO	A	TO	BLK	ST	PTS-AVG
2017-18	27-8	440-16.3	71-187	.380	0-0	.000	34-54	.630	42-70	112-4.1	60-2	14	41	20	11	176-6.5
TOTAL	27-8	440-16.3	71-187	.380	0-0	.000	34-54	.630	42-70	112-4.1	60-2	14	41	20	11	176-6.5

KENTUCKY WBB 2017-18 PLAYER BIOS

21

OGECHI ANYAGALIGBO • 6-1 • FORWARD • JUNIOR

MIAMI, FLA. (STONY BROOK/MIAMI COUNTRY DAY)



2017-18 (Junior)

- Sustained a torn ACL in her left knee during the exhibition vs. Southern Indiana and will miss the entire 2017-18 season.
- Transfer from Stony Brook that had to sit out last season due to NCAA transfer rules, but practiced with the team.
- Was named the America East Conference Rookie of the Year last season at Stony Brook after averaging 10.1 points and 9.0 rebounds per game.

2017-18 Season Highs

POINTS:	-
FGM:	-
FGA:	-
FTM:	-
FTA:	-
3FGM:	-
3FGA:	-
O-REBOUNDS:	-
D-REBOUNDS:	-
TOTAL REBOUNDS:	-
ASSISTS:	-
BLOCKS:	-
STEALS:	-
MINUTES:	-

Career Highs

POINTS:	23 vs. LIU, 12/21/15
FGM:	10 vs. LIU, 12/21/15
FGA:	16 vs. LIU, 12/21/15
FTM:	4 vs. Hartford, 03/05/16
FTA:	6 vs. Syracuse, 12/06/15
3FGM:	-
3FGA:	-
O-REBOUNDS:	5, 2x, last vs. Hartford, 12/30/15
D-REBOUNDS:	16 vs. Wagner, 12/18/15
TOTAL REBOUNDS:	19 vs. Wagner, 12/18/15
ASSISTS:	3 vs. UMBC, 01/13/16
BLOCKS:	4 vs. New Hampshire, 1/16/16
STEALS:	3 vs. New Hampshire, 1/16/16
MINUTES:	39 vs. St. Bonaventure, 12/01/15

Anyagaligbo's 2017-18 Game-by-Game Statistics

Opponent	Min	FG-A	3PT-A	FT-A	O-D-T	PF	A	TO	BS	ST	PTS
vs. Sacramento St.											
vs. Gardner-Webb											
at Montana											
at Washington St.											
vs. Morehead St.											
vs. Marshall											
at Baylor											
vs. Tennessee Tech											
vs. Evansville											
at FGCU											
at Miami (Fla.)											
vs. Louisville											
vs. California											
at Middle Tennessee											
vs. Tennessee											
at TAMU											
vs Georgia											
at Florida											
at Vanderbilt											
vs. South Carolina											
vs. Alabama											
at Arkansas											
vs. Auburn											
vs. LSU											
at Missouri											
at Mississippi St.											
vs. Arkansas											
at South Carolina											
at Ole Miss											
vs. Mississippi St.											

* Started game

Extras

	17-18	Career
Scored 10+ Points	-	16
Scored 15+ Points	-	4
Scored 20+ Points	-	1
Made 3+ 3FG	-	-
Double-figure Rebounds	-	12
Double-doubles	-	9
3+ Assists	-	-
2+ Steals	-	7
Led UK in Scoring	-	-
Led UK in Rebounds	-	-
Led UK in Assists	-	-
Led UK in Steals	-	-
Led UK in Blocks	-	-

Ogechi Anyagaligbo's Career Stats

Year	GP-GS	MIN	FG-FGA	PCT	3FG-FGA	PCT	FT-FTA	PCT	OFF-DEF	TOT-AVG	PF-FO	A	TO	BLK	ST	PTS-AVG
2015-16*	32-31	916-28.6	135-243	.556	0-0	.000	54-89	.607	75-214	289-9.0	81-2	23	81	41	26	324-10.1
2016-17									DNP - Transfer							
2017-18									DNP - Torn ACL							
TOTAL	32-31	916-28.6	135-243	.556	0-0	.000	54-89	.607	75-214	289-9.0	81-2	23	81	41	26	324-10.1

* at Stony Brook

KENTUCKY WBB 2017-18 PLAYER BIOS

22

MAKENZIE CANN • 6-1 • GUARD • SENIOR

LAWRENCEBURG, KY. (CINCINNATI/ANDERSON COUNTY HS)



2017-18 (Senior)

- Is second on the team in 3-pointers made this season with 38.
- Leads UK in free throw percentage, having gone 17-of-19 (.895) from the line.
- Led Kentucky in scoring with 10 points against Georgia.
- Went 4-of-8 from beyond the arc vs. No. 19 Texas A&M, adding 14 points for UK.
- Matched her career high with 10 rebounds against FGCU.
- Recorded her first career double-double in the win over Washington State, adding 15 points and a career-high 10 rebounds.
- Followed that with her second consecutive double-double, matching her 15 and 10 line.
- Also had a career-high five assist in the win over Morehead State.
- Went 3-of-9 from beyond the arc against WSU and went 4-of-4 from the charity stripe in the final three minutes of the game to ice it.

- Was 3-of-5 from long range in the win over Morehead State.
- Kentucky's second-highest scoring performer in the season opening win, adding 17 points on 4-of-6 3-point shooting.
- Tied a career high vs. Sacramento State with three offensive boards.
- Her 17 points vs. Sacramento State marked her highest point production since Nov. 17 of last season, where she scored a career-high 20 points vs. New Hampshire.

2017-18 Season Highs

POINTS:	17 vs. Sacramento St., 11/10/17
FGM:	6 vs. Sacramento St., 11/10/17
FGA:	13 at TAMU, 01/04/18
FTM:	4, twice, last vs. Georgia, 01/07/18
FTA:	4, twice, last vs. Georgia, 01/07/18
3FGM:	4, twice, last at TAMU, 01/04/18
3FGA:	9 at Washington State, 11/19/17
O-REBOUNDS:	4 vs. Gardner-Webb, 11/12/17
D-REBOUNDS:	9 at Washington State, 11/19/17
TOTAL REBOUNDS:	10, 3x, last at FGCU, 12/08/17
ASSISTS:	6 vs. Evansville, 12/05/17
BLOCKS:	1, twice, last at Baylor, 11/30/17
STEALS:	2, 6x, last vs. Auburn, 02/01/18
MINUTES:	38 at FGCU, 12/08/17

Career Highs

POINTS:	23 vs. UCF, 03/06/15
FGM:	6, 4x, last vs. Sacramento St., 11/10/17
FGA:	13 at TAMU, 01/04/18
FTM:	5, twice, last vs. UCF, 03/06/15
FTA:	6 vs. UCF, 03/06/15
3FGM:	6, twice, last vs. New Hampshire, 11/17/16
3FGA:	12 vs. USF, 02/07/15
O-REBOUNDS:	4 vs. Gardner-Webb, 11/12/17
D-REBOUNDS:	9 at Washington State, 11/19/17
TOTAL REBOUNDS:	10, 3x, last at FGCU, 12/08/17
ASSISTS:	6 vs. Evansville, 12/05/17
BLOCKS:	1, 9x, last at Baylor, 11/30/17
STEALS:	5 at Duke, 12/29/16
MINUTES:	45 at Louisville, 12/04/16

Cann's 2017-18 Game-by-Game Statistics

Opponent	Min	FG-A	3PT-A	FT-A	O-D-T	PF	A	TO	BS	ST	PTS
vs. Sacramento St.	29*	6-9	4-6	1-1	3-3-6	1	1	2	0	0	17
vs. Gardner-Webb	24*	4-7	2-4	0-0	4-3-7	1	0	1	1	1	10
at Montana	23*	2-5	2-5	0-0	0-0-0	4	2	1	0	2	6
at Washington St.	37*	4-10	3-9	4-4	1-9-10	0	3	0	0	1	15
vs. Morehead St.	29*	5-8	3-5	2-2	2-8-10	1	5	2	1	1	15
vs. Marshall	27*	3-6	1-3	0-0	1-3-4	0	3	0	0	0	7
at Baylor	33*	4-8	2-3	0-0	1-0-1	1	0	3	1	0	10
vs. Tennessee Tech	19*	3-6	1-4	1-1	0-1-1	2	2	0	0	0	8
vs. Evansville	27*	3-7	1-3	0-0	0-2-2	2	6	0	0	0	7
at FGCU	38*	1-6	0-3	0-0	2-8-10	0	2	1	0	2	2
at Miami (Fla.)	33*	0-6	0-4	1-2	2-2-4	5	2	2	0	1	1
vs. Louisville	28*	2-4	2-3	0-0	0-0-0	2	1	1	0	0	6
vs. California	20*	1-5	1-5	0-0	1-1-2	1	0	1	0	0	3
at Middle Tennessee	22*	1-6	0-3	0-0	0-1-1	0	3	1	0	1	2
vs. Tennessee	24*	1-8	1-7	0-0	0-1-1	0	2	2	0	0	3
at TAMU	29*	4-13	4-8	2-2	0-0-0	0	4	1	0	0	14
vs Georgia	34*	2-8	2-6	4-4	0-5-5	2	0	2	0	0	10
at Florida	15*	1-2	1-1	0-0	0-0-0	0	1	0	0	0	3
at Vanderbilt	15*	0-3	0-3	0-0	0-1-1	1	0	0	0	2	0
vs. South Carolina	36*	1-7	1-5	0-0	0-2-2	1	0	1	0	1	3
vs. Alabama	31*	2-4	2-4	0-0	1-4-5	0	1	0	0	2	6
at Arkansas	31*	5-9	2-5	0-1	1-1-2	0	2	0	0	2	12
vs. Auburn	31*	0-5	0-3	0-0	0-8-8	0	2	2	0	2	0
vs. LSU	25*	1-6	1-5	2-2	0-3-3	1	3	2	0	2	5
at Missouri	23*	2-4	2-3	0-0	0-2-2	3	2	0	0	0	6
at Mississippi St.	22*	1-2	1-2	0-0	0-1-1	1	0	1	0	0	3
vs. Arkansas	17*	0-5	0-4	0-0	0-4-4	0	4	0	0	0	0
at South Carolina											
at Ole Miss											
vs. Mississippi St.											

* Started game

Extras

	17-18	Career
Scored 10+ Points	8	23
Scored 15+ Points	3	7
Scored 20+ Points	-	2
Made 3+ 3FG	4	14
Double-figure Rebounds	3	3
Double-doubles	2	2
3+ Assists	8	18
2+ Steals	7	11
Led UK in Scoring	1	2
Led UK in Rebounds	3	3
Led UK in Assists	5	7
Led UK in Steals	4	9
Led UK in Blocks	1	3

Makenzie Cann's Career Stats

Year	GP-GS	MIN	FG-FGA	PCT	3FG-FGA	PCT	FT-FTA	PCT	OFF-DEF	TOT-AVG	PF-FO	A	TO	BLK	ST	PTS-AVG
2014-15*	31-1	710-22.9	66-191	.346	51-139	.367	33-39	.846	8-50	58-1.9	36-0	37	21	5	11	216-7.0
2015-16									DNP-Transfer							
2016-17	32-4	897-28.0	63-198	.318	42-152	.276	16-25	.640	40-72	112-3.5	44-0	37	30	3	18	184-5.8
2017-18	27-27	722-26.7	59-169	.349	39-116	.336	17-19	.895	19-73	92-3.4	29-1	51	26	3	20	174-6.4
TOTAL	90-32	2329-25.9	188-558	.337	132-407	.324	66-83	.795	67-195	262-2.9	109-1	125	77	11	49	574-6.4


* at Cincinnati

KENTUCKY WBB 2017-18 PLAYER BIOS

23

KAMERON ROACH • 5-6 • GUARD • FRESHMAN

HOPKINS, S.C. (LOWER RICHLAND HS)



2017-18 (Freshman)

- Had four points on 2-of-2 shooting and added two defensive boards in nine minutes vs. Gardner-Webb.
- Added six points, two boards, three assists, one block and one steal in her collegiate debut.
- Played 16 minutes in the season opener vs. Sacramento State.
- Went 4-of-4 from the charity stripe in the season opener.
- Missed her senior year of high school with an injury, but performed well during summer conditioning and workouts.
- Was a four-star prospect according to ProspectsNation.com and three-star guard by ESPN.com.

2017-18 Season Highs

POINTS:	6 vs. Sacramento St., 11/10/17
FGM:	2, 3x, last at Miami, 12/10/17
FGA:	6 vs. Tennessee Tech, 12/03/17
FTM:	4 vs. Sacramento St., 11/10/17
FTA:	4 vs. Sacramento St., 11/10/17
3FGM:	-
3FGA:	2 vs. Tennessee Tech, 12/03/17
O-REBOUNDS:	1 vs. Sacramento St., 11/10/17
D-REBOUNDS:	2, twice, last vs. Tennessee Tech, 12/03/17
TOTAL REBOUNDS:	2, 3x, last vs. Tennessee Tech, 12/03/17
ASSISTS:	3 vs. Sacramento St., 11/10/17
BLOCKS:	1 vs. Sacramento St., 11/10/17
STEALS:	1, 3x, last vs. Evansville, 12/05/17
MINUTES:	16 vs. Sacramento St., 11/10/17

Career Highs

POINTS:	6 vs. Sacramento St., 11/10/17
FGM:	2, 3x, last at Miami, 12/10/17
FGA:	6 vs. Tennessee Tech, 12/03/17
FTM:	4 vs. Sacramento St., 11/10/17
FTA:	4 vs. Sacramento St., 11/10/17
3FGM:	-
3FGA:	2 vs. Tennessee Tech, 12/03/17
O-REBOUNDS:	1 vs. Sacramento St., 11/10/17
D-REBOUNDS:	2, twice, last vs. Tennessee Tech, 12/03/17
TOTAL REBOUNDS:	2, 3x, last vs. Tennessee Tech, 12/03/17
ASSISTS:	3 vs. Sacramento St., 11/10/17
BLOCKS:	1 vs. Sacramento St., 11/10/17
STEALS:	1, 3x, last vs. Evansville, 12/05/17
MINUTES:	16 vs. Sacramento St., 11/10/17

Roach's 2017-18 Game-by-Game Statistics

Opponent	Min	FG-A	3PT-A	FT-A	O-D-T	PF	A	TO	BS	ST	PTS
vs. Sacramento St.	16	1-5	0-0	4-4	1-1-2	0	3	2	1	1	6
vs. Gardner-Webb	9	2-2	0-0	0-0	0-2-2	1	0	2	0	0	4
at Montana	4	0-0	0-0	0-0	0-0-0	1	0	0	0	0	0
at Washington St.					DNP - Coach's Decision						
vs. Morehead St.	14	1-3	0-0	0-0	0-0-0	2	0	1	0	0	2
vs. Marshall	6	0-0	0-0	0-0	0-1-1	0	1	0	0	0	0
at Baylor					DNP - Coach's Decision						
vs. Tennessee Tech	14	1-6	0-2	0-0	0-2-2	3	0	1	0	1	2
vs. Evansville	11	2-3	0-0	0-0	0-0-0	2	0	0	0	1	4
at FGCU					DNP - Coach's Decision						
at Miami (Fla.)	15	2-4	0-1	0-0	0-0-0	0	0	4	0	0	4
vs. Louisville					DNP - Coach's Decision						
vs. California	8	0-1	0-0	0-0	0-0-0	1	0	0	0	0	0
at Middle Tennessee	1	0-0	0-0	0-0	0-0-0	1	0	0	0	0	0
vs. Tennessee					DNP - Coach's Decision						
at TAMU					DNP - Coach's Decision						
vs Georgia					DNP - Coach's Decision						
at Florida					DNP - Coach's Decision						
at Vanderbilt	4	1-1	0-0	0-0	0-0-0	0	0	2	0	0	2
vs. South Carolina					DNP - Coach's Decision						
vs. Alabama	2	0-0	0-0	0-0	0-0-0	0	0	0	0	0	0
at Arkansas					DNP - Coach's Decision						
vs. Auburn	2	0-0	0-0	0-0	0-0-0	1	0	1	0	0	0
vs. LSU					DNP - Coach's Decision						
at Missouri					DNP - Coach's Decision						
at Mississippi St.					DNP - Coach's Decision						
vs. Arkansas	2	0-0	0-0	0-0	0-0-0	1	0	0	0	0	0
at South Carolina											
at Ole Miss											
vs. Mississippi St.											

* Started game

Extras

	17-18	Career
Scored 10+ Points	-	-
Scored 15+ Points	-	-
Scored 20+ Points	-	-
Made 3+ 3FG	-	-
Double-figure Rebounds	-	-
Double-doubles	-	-
3+ Assists	1	1
2+ Steals	-	-
Led UK in Scoring	-	-
Led UK in Rebounds	-	-
Led UK in Assists	1	1
Led UK in Steals	1	1
Led UK in Blocks	1	1

Kameron Roach's Career Stats

Year	GP-GS	MIN	FG-FGA	PCT	3FG-FGA	PCT	FT-FTA	PCT	OFF-DEF	TOT-AVG	PF-FO	A	TO	BLK	ST	PTS-AVG
2017-18	14-0	108-7.7	10-26	.385	0-4	.000	4-4	1.000	1-6	7-0.5	13-0	4	15	1	3	24-1.7
TOTAL	14-0	108-7.7	10-26	.385	0-4	.000	4-4	1.000	1-6	7-0.5	13-0	4	15	1	3	24-1.7

KENTUCKY WBB 2017-18 PLAYER BIOS

24

TAYLOR MURRAY • 5-6 • GUARD • JUNIOR

ODENTON, MD. (ANNAPOLIS AREA CHRISTIAN)



2017-18 (Junior)

- Ranks third in the SEC in assist-turnover ratio (2.21).
- Before Sunday's game vs. No. 2 Mississippi State, had scored in double digits in eight consecutive games, including three games with 20 or more points.
- The first player in program history to have at least 20 points and 10 assists in an SEC game (20-10 vs. Alabama).
- Matched her season high with 23 points vs. No. 15 Missouri, and also led UK with six rebounds, four assists and three steals.
- Dished out four or more assists in five of UK's last seven games.
- Recorded a season-high 23 points and career-high seven steals against Vanderbilt.
- Led UK in every category against Florida with 19 points, six rebounds, two assists, three steals and one block.

- Had a team-high six assists with no turnovers against No. 19 Texas A&M.
- Recorded an impressive stat line against No. 3 Louisville with eight points, seven rebounds seven assists and a season-best five steals.
- Leads the team in total steals with 50 and assists with 89.
- Provided a balanced force for Kentucky against Washington State, posting a near triple-double with 13 points, seven rebounds and eight assists.
- Was the stat leader in points, rebounds, assists and steals at Montana on Nov. 16.
- Recorded her third career double-double at Montana, adding 18 points and 12 boards.
- Led the Wildcats with 22 points in the season opener against Sacramento State, going 8-of-12 from the floor and 5-of-5 from the free throw line.

Murray's 2017-18 Game-by-Game Statistics

Opponent	Min	FG-A	3PT-A	FT-A	O-D-T	PF	A	TO	BS	ST	PTS
vs. Sacramento St.	29*	8-12	1-3	5-5	0-5-5	2	3	0	1	1	22
vs. Gardner-Webb	25*	3-12	0-3	2-2	0-4-4	1	3	0	0	1	8
at Montana	32*	5-11	2-6	6-6	3-9-12	4	3	2	0	3	18
at Washington St.	36*	5-8	1-2	2-2	3-4-7	2	8	4	0	4	13
vs. Morehead St.	24*	1-4	1-1	4-4	1-1-2	1	6	1	0	1	7
vs. Marshall	31*	5-9	2-3	1-2	3-3-6	1	2	1	0	1	13
at Baylor	33*	1-4	0-0	8-8	2-4-6	1	5	4	0	1	10
vs. Tennessee Tech	26*	3-7	0-1	0-0	2-2-4	1	5	0	0	3	6
vs. Evansville	26*	4-8	1-2	2-4	2-2-4	2	2	0	0	1	11
at FGCU	38*	6-14	0-1	7-8	3-4-7	4	1	3	0	2	19
at Miami (Fla.)	34*	3-8	1-1	1-2	1-7-8	4	2	1	0	0	8
vs. Louisville	40*	3-8	0-1	2-4	1-6-7	1	7	1	0	5	8
vs. California	39*	1-6	0-2	2-2	1-0-1	1	3	2	0	2	4
at Middle Tennessee	26*	2-7	0-2	1-1	1-1-2	4	2	2	0	2	5
vs. Tennessee	37*	2-12	0-3	0-0	1-3-4	2	3	2	0	4	4
at TAMU	40*	3-9	0-1	1-2	2-2-4	1	6	0	0	1	7
vs Georgia	25*	0-6	0-0	0-0	2-2-4	3	4	3	0	2	0
at Florida	37*	8-12	2-2	1-1	3-3-6	2	2	2	1	3	19
at Vanderbilt	40*	8-15	0-1	7-9	0-2-2	3	3	2	0	7	23
vs. South Carolina	40*	7-15	1-4	2-2	0-2-2	1	2	4	0	1	17
vs. Alabama	38*	8-11	1-1	3-4	0-3-3	0	10	1	0	3	20
at Arkansas	36*	3-5	2-2	4-5	0-1-1	1	7	2	0	2	12
vs. Auburn	28*	3-9	1-3	7-8	0-2-2	2	5	1	0	5	14
vs. LSU	40*	7-13	0-2	2-2	1-0-1	2	6	4	0	1	16
at Missouri	39*	8-16	1-2	6-9	2-4-6	3	4	1	0	3	23
at Mississippi St.	29*	2-9	1-2	2-2	1-2-3	5	2	5	1	2	7
vs. Arkansas	34*	1-6	0-0	0-0	1-4-5	3	3	0	0	1	2
at South Carolina											
at Ole Miss											
vs. Mississippi St.											

* Started game

2017-18 Season Highs

POINTS:	23, twice, last at Mizzou, 02/08/18
FGM:	8, 5x, last at Mizzou, 02/08/18
FGA:	16 at Mizzou, 02/08/18
FTM:	8 at Baylor, 11/30/17
FTA:	9, twice, last at Mizzou, 02/08/18
3FGM:	2, 4x, last at Arkansas, 01/29/18
3FGA:	6 at Montana, 11/16/17
O-REBOUNDS:	3, 5x, last at Florida, 01/11/18
D-REBOUNDS:	9 at Montana, 11/16/17
TOTAL REBOUNDS:	12 at Montana, 11/16/17
ASSISTS:	10 vs. Alabama, 01/25/18
BLOCKS:	1, twice, last at Florida, 01/11/18
STEALS:	7 at Vanderbilt, 01/15/18
MINUTES:	40, 4x, last vs. LSU, 02/04/18

Career Highs

POINTS:	29 at South Carolina, 02/26/17
FGM:	9 at South Carolina, 02/26/17
FGA:	16 at Mizzou, 02/08/18
FTM:	10 at Missouri, 01/30/17
FTA:	10, twice, last at Missouri, 01/30/17
3FGM:	2, 10x, last at Arkansas, 01/29/18
3FGA:	6, 3x, last at Montana, 11/16/17
O-REBOUNDS:	8 at Missouri, 01/30/17
D-REBOUNDS:	11 at LSU, 01/19/17
TOTAL REBOUNDS:	13, twice, last at Missouri, 01/30/17
ASSISTS:	11 vs. Florida, 02/19/17
BLOCKS:	1, 4x, last at Florida, 01/11/18
STEALS:	7 at Vanderbilt, 01/15/18
MINUTES:	44 at Louisville, 12/04/16

Extras

	17-18	Career
Scored 10+ Points	15	43
Scored 15+ Points	9	20
Scored 20+ Points	4	7
Double-Doubles	2	4
Made 3+ 3FG	-	-
Double-figure Rebounds	1	3
5+ Assists	10	23
3+ Steals	9	30
Led UK in Scoring	7	15
Led UK in Rebounds	4	7
Led UK in Assists	19	38
Led UK in Steals	17	50

Taylor Murray's Career Stats

Year	GP-GS	MIN	FG-FGA	PCT	3FG-FGA	PCT	FT-FTA	PCT	OFF-DEF	TOT-AVG	PF-FO	A	TO	BLK	ST	PTS-AVG
2015-16	33-0	757-22.9	81-185	.538	14-52	.269	50-60	.833	20-68	88-2.7	72-0	73	52	1	56	226-6.8
2016-17	30-30	1027-34.2	127-275	.462	11-51	.216	101-120	.842	43-104	147-4.9	57-0	118	48	1	61	366-12.2
2017-18	27-27	902-33.4	110-256	.430	18-51	.353	78-94	.830	36-82	118-4.4	57-1	109	48	3	62	316-11.7
TOTAL	90-57	2686-29.8	318-716	.444	43-154	.279	229-274	.836	99-254	353-3.9	186-1	300	148	5	179	908-10.1

KENTUCKY WBB 2017-18 PLAYER BIOS

32

JAJDA ROPER • 5-6 • GUARD • SOPHOMORE

MEMPHIS, TENN. (HOUSTON HS)



2017-18 (Sophomore)

- Started her second game of the season against Vanderbilt.
- Grabbed a career-high six rebounds in the win over Florida.
- Played a career-high 32 minutes vs. Georgia, adding eight points.
- Made her third career start and first of the season against No. 3 Louisville, adding nine points and two dimes.
- Played a then-career-high 29 minutes at FGCU, adding 11 points and a career-high two steals.
- Recorded a career-high three made 3s against No. 9 Baylor.
- Dished out a season-high five assists, plus had career highs with 5 rebounds and 2 blocks vs. Marshall on Nov. 26.
- Has scored in double-digits in six games this season after not scoring in double-figures a single time last season.

- Recorded a career-high scoring in each of her first three games this season.
- Added a career-high 14 points on 5-of-10 shooting against Montana on Nov. 16.
- Also recorded a career-high five rebounds at Montana.
- Played a career-high 26 minutes in the win over Montana.
- Went 5-of-5 from the floor in the win over GWU.

2017-18 Season Highs

POINTS:	14 at Montana, 11/16/17
FGM:	5, 3x, last at FGCU, 12/08/17
FGA:	10, twice, last vs. Cal, 12/21/17
FTM:	4, 3x, last vs. Georgia, 01/07/18
FTA:	7 vs. Morehead State, 11/22/17
3FGM:	3 at Baylor, 11/30/17
3FGA:	5 at Montana, 11/16/17
O-REBOUNDS:	2, twice, last at Washington State, 11/19/17
D-REBOUNDS:	5, twice, last at Florida, 01/11/18
TOTAL REBOUNDS:	6 at Florida, 01/11/18
ASSISTS:	6, twice, last vs. Evansville, 12/05/17
BLOCKS:	2 vs. Marshall, 11/26/17
STEALS:	2, twice, last vs. Cal, 12/21/17
MINUTES:	32 vs. Georgia, 01/07/18

Career Highs

POINTS:	14 at Montana, 11/16/17
FGM:	5, 3x, last at FGCU, 12/08/17
FGA:	10, twice, last vs. Cal, 12/21/17
FTM:	4, 3x, last vs. Georgia, 01/07/18
FTA:	7 vs. Morehead State, 11/22/17
3FGM:	3 at Baylor, 11/30/17
3FGA:	5 at Montana, 11/16/17
O-REBOUNDS:	2, twice, last at Washington State, 11/19/17
D-REBOUNDS:	5, twice, last at Florida, 01/11/18
TOTAL REBOUNDS:	6 at Florida, 01/11/18
ASSISTS:	6, twice, last vs. Evansville, 12/05/17
BLOCKS:	2 vs. Marshall, 11/26/17
STEALS:	2, twice, last vs. Cal, 12/21/17
MINUTES:	32 vs. Georgia, 01/07/18

Roper's 2017-18 Game-by-Game Statistics

Opponent	Min	FG-A	3PT-A	FT-A	O-D-T	PF	A	TO	BS	ST	PTS
vs. Sacramento St.	21	3-6	1-2	2-2	2-0-2	2	3	1	1	0	9
vs. Gardner-Webb	25	5-5	0-0	0-0	0-1-1	3	2	0	0	0	10
at Montana	26	5-10	1-5	3-3	1-4-5	1	3	3	0	1	14
at Washington St.	21	1-6	0-1	2-3	2-1-3	1	2	2	1	0	4
vs. Morehead St.	25	3-6	0-1	4-7	0-2-2	4	3	2	0	1	10
vs. Marshall	22	0-5	0-1	1-2	0-5-5	0	5	1	2	0	1
at Baylor	24	4-7	3-4	1-4	0-0-0	0	1	1	0	1	12
vs. Tennessee Tech	24	1-5	1-3	4-6	1-3-4	3	6	2	1	1	7
vs. Evansville	23	4-8	0-1	2-5	1-1-2	3	6	1	1	1	10
at FGCU	29	5-8	1-1	0-0	1-3-4	3	2	5	0	2	11
at Miami (Fla.)		DNP - Coach's Decision									
vs. Louisville	24*	3-5	1-2	2-2	0-1-1	2	2	3	0	0	9
vs. California	25	2-10	1-2	1-2	0-1-1	2	2	3	0	2	6
at Middle Tennessee	21	1-3	1-2	1-2	0-1-1	1	1	3	0	1	4
vs. Tennessee	32	2-7	1-4	0-0	0-4-4	4	2	2	0	1	5
at TAMU	5	1-3	1-1	0-0	0-0-0	2	1	0	0	0	3
vs Georgia	32	2-6	0-1	4-4	0-4-4	5	0	2	0	1	8
at Florida	24	1-7	1-2	0-0	1-5-6	1	1	2	0	0	3
at Vanderbilt	18*	0-4	0-0	3-4	0-2-2	0	2	1	0	1	3
vs. South Carolina	12	1-1	0-0	0-0	0-0-0	1	3	1	0	0	2
vs. Alabama	12	1-3	0-1	0-0	0-0-0	0	2	3	0	1	2
at Arkansas	14	1-2	0-0	3-4	0-2-2	2	2	1	0	1	5
vs. Auburn	7	0-2	0-0	0-0	0-0-0	0	2	0	0	1	0
vs. LSU		DNP - Concussion Protocol									
at Missouri	8	0-2	0-1	0-0	0-0-0	0	0	0	0	0	0
at Mississippi St.	11	1-1	1-1	0-0	1-1-2	2	2	1	0	0	3
vs. Arkansas	13	1-4	0-1	0-0	0-1-1	1	1	0	0	0	2
at South Carolina											
at Ole Miss											
vs. Mississippi St.											

* Started game

Extras

	17-18	Career
Scored 10+ Points	6	6
Scored 15+ Points	-	-
Scored 20+ Points	-	-
Made 3+ 3FG	1	1
Double-figure Rebounds	-	-
Double-doubles	-	-
3+ Assists	4	9
2+ Steals	1	3
Led UK in Scoring	-	-
Led UK in Rebounds	1	1
Led UK in Assists	7	10
Led UK in Steals	4	5
Led UK in Blocks	3	4

Jaida Roper's Career Stats

Year	GP-GS	MIN	FG-FGA	PCT	3FG-FGA	PCT	FT-FTA	PCT	OFF-DEF	TOT-AVG	PF-FO	A	TO	BLK	ST	PTS-AVG
2016-17	32-2	385-12.0	28-88	.318	10-32	.313	17-21	.810	11-18	29-0.9	35-0	39	29	1	12	83-2.6
2017-18	25-2	498-19.9	48-126	.381	14-37	.378	33-50	.660	10-42	52-2.1	43-1	56	40	6	16	143-5.7
TOTAL	57-4	883-15.5	76-214	.355	24-69	.348	50-71	.704	21-60	81-1.4	78-1	95	69	7	28	226-4.0

KENTUCKY WBB 2017-18 PLAYER BIOS

45

ALYSSA RICE • 6-3 • CENTER • SENIOR

REYNOLDSBURG, OHIO (REYNOLDSBURG HS)



2017-18 (Senior)

- Great game vs. Arkansas with 13 points, nine rebounds and three blocks.
- Went 6-for-6 from the field against the Razorbacks, which was her best field-goal percentage in a game (more than 5 attempts) in her career.
- Ranks ninth in program history in career blocks with 84.
- Recorded a near double-double vs. Auburn with 11 points and nine rebounds.
- Kentucky's leading rebounder this season, grabbing 6.6 per game.
- Averaging a career-high 7.0 points per game in her senior season.
- Added double-digit rebounds against No. 24 Cal with 10, including a season-high five offensive boards.
- Played a career-high 33 minutes against No. 3 Louisville, adding eight points, four rebounds, two assists and a team-best one block.

- Recorded her second career double-double against Miami with 11 points and a career-best 12 rebounds.
- Dished out a career-high four assists in the win over Evansville.
- Had a career game vs. Marshall on Nov. 26, posting her first career double-double behind a career-best 19 points and career-high 10 rebounds.
- Matched a then-career high with 11 points vs. Gardner-Webb to lead UK in scoring.
- Led UK in scoring for the first time in her career against Gardner-Webb.
- Named one of 20 centers nationally to the Lisa Leslie Award Watch List.

2017-18 Season Highs

POINTS:	19 vs. Marshall, 11/26/17
FGM:	8 vs. Marshall, 11/26/17
FGA:	11 vs. Marshall, 11/26/17
FTM:	4 vs. Cal, 12/21/17
FTA:	6 vs. Cal, 12/21/17
3FGM:	-
3FGA:	-
O-REBOUNDS:	5, 3x, last vs. Auburn, 02/01/18
D-REBOUNDS:	8 at Miami, 12/10/17
TOTAL REBOUNDS:	12 at Miami, 12/10/17
ASSISTS:	4 vs. Evansville, 12/05/17
BLOCKS:	4 at MTSU, 12/28/17
STEALS:	2, twice, last vs. Auburn, 02/01/18
MINUTES:	33 vs. Louisville, 12/17/17

Career Highs

POINTS:	19 vs. Marshall, 11/26/17
FGM:	8 vs. Marshall, 11/26/17
FGA:	11 vs. Marshall, 11/26/17
FTM:	4, 3x, last vs. Cal, 12/21/17
FTA:	8 vs. Albany, 11/12/16
3FGM:	-
3FGA:	-
O-REBOUNDS:	5, 4x, last vs. Auburn, 02/01/18
D-REBOUNDS:	8 at Miami, 12/10/17
TOTAL REBOUNDS:	12 at Miami, 12/10/17
ASSISTS:	4 vs. Evansville, 12/05/17
BLOCKS:	4 at MTSU, 12/28/17
STEALS:	2, 5x, last vs. Auburn, 02/01/18
MINUTES:	33 vs. Louisville, 12/17/17

Rice's 2017-18 Game-by-Game Statistics

Opponent	Min	FG-A	3PT-A	FT-A	O-D-T	PF	A	TO	BS	ST	PTS
vs. Sacramento St.	17*	2-6	0-0	0-0	3-4-7	2	0	0	1	0	4
vs. Gardner-Webb	22*	5-7	0-0	1-2	1-7-8	2	1	1	2	0	11
at Montana	23*	4-8	0-0	0-1	3-6-9	3	0	0	1	0	8
at Washington St.	30*	4-10	0-0	1-2	4-4-8	3	0	2	1	0	9
vs. Morehead St.	20*	3-5	0-0	1-2	2-6-8	2	3	1	1	1	7
vs. Marshall	24*	8-11	0-0	3-4	5-5-10	2	1	1	2	0	19
at Baylor	16*	1-6	0-0	0-0	3-2-5	2	0	0	1	0	2
vs. Tennessee Tech	15*	2-3	0-0	3-4	2-4-6	1	1	2	0	0	7
vs. Evansville	19*	6-10	0-0	2-3	2-3-5	1	4	0	1	1	14
at FGCU	25*	5-12	0-0	1-3	4-4-8	3	0	2	1	1	11
at Miami (Fla.)	31*	4-8	0-0	3-4	4-8-12	5	0	2	1	0	11
vs. Louisville	33*	3-8	0-0	2-4	1-3-4	4	2	4	1	0	8
vs. California	31*	0-6	0-0	4-6	5-5-10	3	1	2	1	2	4
at Middle Tennessee	32*	4-6	0-0	3-4	2-6-8	5	2	2	4	1	11
vs. Tennessee	27*	3-6	0-0	0-2	4-4-8	3	1	0	0	0	6
at TAMU	33*	5-8	0-0	0-0	4-4-8	4	0	1	0	0	10
vs Georgia	15*	0-1	0-0	0-0	0-3-3	3	0	1	2	0	0
at Florida	18*	0-2	0-0	0-0	1-2-3	1	1	0	0	0	0
at Vanderbilt	19*	3-7	0-0	2-2	3-3-6	4	0	1	0	0	8
vs. South Carolina	16*	0-1	0-0	0-2	4-1-5	2	1	2	0	0	0
vs. Alabama	13*	3-4	0-0	0-0	0-3-3	4	2	2	2	0	6
at Arkansas	17*	1-2	0-0	2-4	1-2-3	4	1	1	0	1	4
vs. Auburn	25*	4-7	0-0	3-4	5-4-9	2	0	3	0	2	11
vs. LSU	23*	2-3	0-0	1-1	0-2-2	3	0	2	0	0	5
at Missouri	17*	0-2	0-0	0-0	1-0-1	2	0	2	2	1	0
at Mississippi St.	10*	0-0	0-0	0-2	0-2-2	0	0	0	0	0	0
vs. Arkansas	24*	6-6	0-0	1-2	3-6-9	3	1	2	3	0	13
at South Carolina											
at Ole Miss											
vs. Mississippi St.											

* Started game

Extras

	17-18	Career
Scored 10+ Points	8	11
Scored 15+ Points	1	1
Scored 20+ Points	-	-
Made 3+ 3FG	-	-
Double-figure Rebounds	2	2
Double-doubles	2	2
3+ Assists	1	2
2+ Steals	2	5
Led UK in Scoring	2	2
Led UK in Rebounds	9	10
Led UK in Assists	-	-
Led UK in Steals	2	13
Led UK in Blocks	13	26

Alyssa Rice's Career Stats

Year	GP-GS	MIN	FG-FGA	PCT	3FG-FGA	PCT	FT-FTA	PCT	OFF-DEF	TOT-AVG	PF-FO	A	TO	BLK	ST	PTS-AVG
2014-15	34-11	484-14.2	32-89	.360	0-0	.000	36-57	.632	37-54	91-2.7	98-3	7	37	24	9	100-2.9
2015-16	26-2	246-9.5	22-50	.440	0-0	.000	18-32	.563	27-34	61-2.3	54-1	6	23	11	3	62-2.4
2016-17	33-30	718-21.8	55-134	.410	0-0	.000	28-52	.538	58-90	148-4.5	95-5	24	39	22	11	138-4.2
2017-18	27-27	595-22.0	78-155	.503	0-0	.000	33-58	.569	67-103	170-6.3	74-2	22	36	27	10	189-7.0
TOTAL	120-70	2043-17.0	187-428	.437	0-0	.000	115-199	.578	189-281	470-3.9	321-11	59	135	84	33	489-4.1

2017-18 GAME REVIEWS

EXH KENTUCKY 87, SOUTHERN INDIANA 56 - FINAL [EXH]

Nov. 5, 2017 • Lexington, Ky. (Memorial Coliseum)



Official Basketball Box Score - Game Totals - Final Statistics
Southern Indiana vs Kentucky
 11/05/17 7:00pm at Memorial Coliseum, Lexington, Ky.



Southern Indiana 56

#	Player	Total			3-Ptr			Rebounds			PF	TP	A	T	Bk	Stl	Min
		FG	FGA	FT	FTA	Off	Def	Off	Def	Def							
22	Dahlstrom, Morgan	2-7	0-0	2-2	2	0	2	3	6	0	3	0	1	23			
33	Grooms, Kaydie	1-8	2-2	8-9	3	0	3	2	20	3	3	0	1	30			
43	Eschweiler, Kacy	6-10	2-4	1-4	2	4	6	4	15	0	1	3	3	24			
05	Harshbarger, Randa	1-4	0-2	2-2	0	2	2	4	4	2	4	0	1	24			
21	Davidson, Alex	0-3	0-3	0-0	0	0	0	0	0	0	0	2	1	0	13		
05	Matias, Milana	0-3	0-1	0-0	0	0	0	0	0	0	0	2	0	0	4		
10	Guy, Imani	2-4	0-0	0-0	1	0	1	2	4	0	5	0	2	18			
11	Sherwood, Morgan	1-5	1-2	1-2	2	2	4	2	4	2	2	0	2	18			
12	Johnson, Ashley	0-4	0-2	1-2	0	0	3	1	4	2	3	0	1	18			
30	DeHart, Emma	0-2	0-2	0-0	0	0	0	0	0	0	2	0	0	13			
40	Rowan, Mikayla	1-2	0-0	0-0	0	2	2	1	2	0	1	0	1	15			
Team		18-52		5-18		15-21		13		25		56		11		27	

1st FG %:	3-8	37.5%	2nd:	3-11	27.3%	3rd:	8-20	40.0%	4th:	4-13	30.8%	Game:	18-52	34.6%	Deadball	
3FG %:	1-5	20.0%	0-3	0.0%	3-6	50.0%	0-0	0.0%	1-4	25.0%	5-18	27.8%	Rebounds			
FT %:	11-13	84.6%	1-4	25.0%	0-0	0.0%	0-0	0.0%	1-4	25.0%	15-21	71.4%	4,1			

Kentucky 87

#	Player	Total			3-Ptr			Rebounds			PF	TP	A	T	Bk	Stl	Min
		FG	FGA	FT	FTA	Off	Def	Off	Def	Def							
20	Harrison, Dorie	3-4	0-0	2-2	0	3	3	2	8	0	4	0	0	21			
45	Rice, Alyssa	3-6	0-0	3-3	1	2	3	2	9	1	3	3	0	18			
04	Morris, Maci	6-8	3-4	4-5	0	1	1	19	4	2	0	1	20				
22	Cann, Makenzie	1-3	1-3	0-0	0	4	4	1	2	3	0	0	23				
24	Murray, Taylor	4-8	1-1	2-2	4	2	6	11	6	2	0	4	23				
00	Halsei, LaShae	0-0	0-0	0-0	1	1	2	0	0	0	0	0	2				
00	Poffenberger, Paige	0-1	0-0	0-0	0	0	0	1	0	0	0	0	4				
05	McKinney, Keke	4-6	0-1	1-2	2	1	3	2	9	1	4	1	20				
12	Paschal, Amanda	0-2	0-1	0-0	1	2	0	1	0	0	0	0	9				
14	Wyatt, Tatyana	4-8	0-2	2-4	4	1	5	4	10	1	0	1	19				
15	Hardin, Jessica	2-4	1-3	0-0	0	2	2	1	5	0	0	0	16				
21	Anyagallo, Ogechi	2-2	0-0	0-1	1	0	1	2	4	0	0	0	6				
23	Roach, Kameron	0-3	0-1	0-0	0	1	1	0	1	2	0	0	11				
32	Roper, Jaida	1-4	0-0	2-7	1	2	3	0	9	4	0	0	18				
Team		30-59		6-16		21-28		16		23		39		20		87	

1st FG %:	10-16	62.5%	2nd:	8-16	50.0%	3rd:	5-13	38.5%	4th:	7-14	50.0%	Game:	30-59	50.8%	Deadball	
3FG %:	2-3	66.7%	1-4	25.0%	1-4	25.0%	0-0	0.0%	6-14	42.9%	6-16	37.5%	Rebounds			
FT %:	4-8	50.0%	2-2	100.0%	10-12	83.3%	5-5	100.0%	21-27	77.8%	21-27	77.8%	6			

Officials: Lisa Mattingly, Maj Forsberg, Troy Winters
 Technical fouls: Southern Indiana-None. Kentucky-None.
 Attendance: 1089

Score by periods	1st	2nd	3rd	4th	Total
Southern Indiana	18	7	19	12	56
Kentucky	26	21	20	20	87

Last FG - UK 4th-01:54, UK 4th-01:00.
 Largest lead - USI by 5 1st-07:53, UK by 31 4th-01:00.

Score tied - 4 times.
 Lead changed - 2 times.

Notables: Kentucky opened the game on an 11-1 run and went on a 12-0 run midway through the second ... The Wildcats held USI to just seven points in the second quarter ... Junior guard Maci Morris led Kentucky in scoring with 19 points to go along with four assists ... Kentucky's bench outscored USI's 37-11 ... The Wildcats allowed just four USI points to come off of layups and just 14 points in the paint.

2 KENTUCKY 72, GARDNER-WEBB 34 - FINAL

Nov. 12, 2017 • Lexington, Ky. (Memorial Coliseum)



Official Basketball Box Score - Game Totals - Final Statistics
Gardner-Webb vs Kentucky
 11/12/17 2:00pm at Memorial Coliseum, Lexington, Ky.



Gardner-Webb 34 • 1-1

#	Player	Total			3-Ptr			Rebounds			PF	TP	A	T	Bk	Stl	Min
		FG	FGA	FT	FTA	Off	Def	Off	Def	Def							
14	Tibbs, Celia	1-4	0-0	1-2	2	3	5	2	3	1	0	3	2	23			
03	Huntsman, Tierra	9-19	3-6	0-0	0	3	3	2	21	1	2	0	0	36			
10	Plentovich, Savannah	1-6	0-1	2-2	0	5	5	2	4	1	3	0	0	27			
20	Stanford, KyAsia	1-7	0-1	0-2	0	1	1	2	2	5	0	0	26				
25	Hill, Alexus	2-8	0-1	0-2	1	2	3	4	1	3	1	0	24				
01	Stainer, Kate	0-0	0-0	0-0	0	0	0	0	0	0	0	0	2				
02	Kelley, Taylor	0-2	0-1	0-0	0	0	0	0	0	0	0	0	2				
05	Plentovich, Carley	0-2	0-1	0-0	0	1	1	0	1	0	0	0	11				
22	Lee, Nia	0-1	0-0	0-0	0	0	0	1	0	0	1	0	12				
32	Pointer, Morgan	0-2	0-2	0-0	0	3	3	1	0	0	1	1	17				
34	Hueston, Alexis	0-3	0-2	0-0	0	1	1	0	0	1	0	0	8				
44	Wiegand, Corinna	0-1	0-0	0-0	0	1	1	0	0	0	0	0	2				
Team		14-55		3-15		3-8		5		23		13		34		7	

1st FG %:	5-12	41.7%	2nd:	2-14	14.3%	3rd:	6-15	40.0%	4th:	1-4	25.0%	Game:	14-55	25.5%	Deadball	
3FG %:	2-4	50.0%	0-4	0.0%	0-2	0.0%	0-5	0.0%	3-15	20.0%	3-8	37.5%	Rebounds			
FT %:	0-0	0.0%	0-2	0.0%	1-2	50.0%	2-4	50.0%	0-0	0.0%	0-0	0.0%	5,1			

Kentucky 72 • 2-0

#	Player	Total			3-Ptr			Rebounds			PF	TP	A	T	Bk	Stl	Min
		FG	FGA	FT	FTA	Off	Def	Off	Def	Def							
20	Harrison, Dorie	2-12	0-0	1-2	4	1	5	1	5	0	0	0	0	21			
22	Cann, Makenzie	4-7	2-4	0-0	4	3	7	1	10	1	1	1	24				
45	Rice, Alyssa	5-7	0-0	1-2	1	7	8	2	11	0	1	2	22				
04	Morris, Maci	4-13	0-5	2-2	1	9	10	2	10	4	2	3	32				
24	Murray, Taylor	3-12	0-3	2-2	0	4	4	9	3	0	0	0	25				
00	Halsei, LaShae	0-0	0-0	0-0	0	0	0	0	0	0	0	0	2				
05	McKinney, Keke	3-9	1-3	0-0	5	2	7	1	7	0	1	0	18				
12	Paschal, Amanda	2-4	0-1	0-0	1	4	5	1	4	2	0	0	15				
15	Hardin, Jessica	1-2	1-2	0-0	0	1	1	3	1	0	0	0	7				
23	Roach, Kameron	2-2	0-0	0-0	0	2	1	4	2	0	0	0	9				
32	Roper, Jaida	5-5	0-0	0-0	0	1	1	3	10	2	0	0	25				
Team		31-73		4-18		6-8		17		36		53		14		72	

1st FG %:	7-14	50.0%	2nd:	7-21	33.3%	3rd:	7-19	36.8%	4th:	10-19	52.6%	Game:	31-73	42.5%	Deadball	
3FG %:	2-4	50.0%	0-6	0.0%	2-5	40.0%	0-0	0.0%	6-18	33.3%	6-8	75.0%	Rebounds			
FT %:	2-2	100.0%	4-6	66.7%	0-0	0.0%	0-0	0.0%	0-0	0.0%	0-0	0.0%	3			

Officials: Gina Cross, Brian Garland, Kylie Galloway
 Technical fouls: Gardner-Webb-None. Kentucky-None.
 Attendance: 4256

Score by periods	1st	2nd	3rd	4th	Total
Gardner-Webb	12	4	14	4	34
Kentucky	17	18	16	21	72

Last FG - GWU 4th-09:21, UK 4th-01:32.

Score tied - 2 times.

Notables: Kentucky went on two 19-0 runs in the game, one in the first half and one in the second ... UK allowed only four points from GWU in both the second and fourth quarters ... Ten different Wildcats scored in the game ... Kentucky outrebounded GWU, 53-28 ... UK's bench outscored the Runnin' Bulldogs' 28-0 ... UK held its opponent to less than 40 points for the first time since Dec. 18, 2016 (36 by Radford).

1 KENTUCKY 101, SACRAMENTO ST. 70 - FINAL

Nov. 10, 2017 • Lexington, Ky. (Memorial Coliseum)



Official Basketball Box Score - Game Totals - Final Statistics
Sacramento State vs Kentucky
 11/10/17 7:00pm at Memorial Coliseum, Lexington, Ky.



Sacramento State 70 • 0-1

#	Player	Total			3-Ptr			Rebounds			PF	TP	A	T	Bk	Stl	Min
		FG	FGA	FT	FTA	Off	Def	Off	Def	Def							
38																	

2017-18 GAME REVIEWS

4

#25 KENTUCKY 73, WASHINGTON STATE 68 - FINAL

Nov. 19, 2017 • Pullman, Wash. (Beasley Coliseum)



Official Basketball Box Score - Game Totals - Final Statistics
Kentucky vs Washington State
11/19/17 1:00 pm at Pullman, Wash. (Beasley Coliseum)



Kentucky 73 • 4-0

#	Player	Total			3-Pr			Rebounds			PF	TP	A	T	Bk	Stl	Min
		FG	FGA	FT	FTA	Off	Def	Off	Def	Def							
20	Harrison, Dorie	c	2-5	0-0	0-0	1	3	4	2	4	0	3	0	1	1	14	
45	Rice, Alyssa	c	4-10	0-0	1-2	4	4	8	3	9	2	1	0	1	0	30	
04	Morris, Maci	c	7-16	3-6	3-4	2	4	6	2	2	0	1	4	0	1	32	
22	Cann, Makenzie	c	4-10	3-9	4-4	1	9	10	0	15	3	0	0	1	37		
5	Murray, Taylor	g	5-8	1-2	2-2	3	4	7	2	13	8	4	0	0	36		
03	McKinney, Keke	g	0-1	0-1	0-0	0	0	0	1	0	0	0	0	0	12		
12	Paschal, Amanda	g	4-7	0-1	0-0	2	1	3	0	8	3	1	0	0	15		
15	Hardin, Jessica	g	0-2	0-2	0-0	0	0	0	1	0	0	0	0	1	3		
32	Roper, Jaida	g	1-6	0-1	2-3	2	1	3	1	4	2	2	1	0	21		
Team			27-65	7-22	12-15	21	27	48	12	73	17	17	2	8	200		

1st FG %:	4-15 26.7%	2nd:	9-16 56.3%	3rd:	9-22 40.9%	4th:	5-12 41.7%	Game:	27-65 41.5%	Deadsbl	
3FG %:	0-6 0.0%		0-2 0.0%		0-2 0.0%		7-12 58.3%		12-15 80.0%	Rebounds	1
FT %:	3-4 75.0%		2-3 66.7%		0-0 0.0%		7-8 87.5%				

Washington State 68 • 1-3

#	Player	Total			3-Pr			Rebounds			PF	TP	A	T	Bk	Stl	Min
		FG	FGA	FT	FTA	Off	Def	Off	Def	Def							
04	Brown, Louise	f	1-6	0-3	1-1	2	2	4	2	3	0	3	0	1	1	21	
20	Kostourkova, Maria	c	0-6	0-0	0-0	1	2	3	1	0	3	1	0	0	19		
01	Hailey, Calla	g	1-4	0-0	0-0	2	1	3	1	2	1	0	1	1	27		
11	Molina, Chanelle	g	6-13	1-4	0-0	0	1	1	1	13	1	1	0	1	27		
45	Hristova, Borislava	g	10-17	3-6	2-2	1	3	4	1	25	3	0	1	1	33		
05	Washington, Kayla	g	5-8	0-0	1-1	4	4	8	4	11	0	0	0	0	14		
10	Muzet, Johanna	g	0-2	0-1	0-0	0	1	2	0	2	0	0	0	0	10		
21	McClure, Nike	g	3-6	0-0	1-1	0	3	4	4	7	1	2	2	0	21		
22	Pavlopoulou, Pinelopi	g	2-3	0-1	0-0	0	0	0	1	4	0	1	0	1	13		
23	Swedlund, Alexis	g	1-5	1-4	0-0	2	0	2	0	3	2	1	0	1	15		
Team			29-70	5-19	5-5	13	19	32	17	68	12	12	3	8	200		

1st FG %:	7-18 38.9%	2nd:	8-21 38.1%	3rd:	5-13 33.3%	4th:	9-16 56.3%	Game:	29-70 41.4%	Deadsbl	
3FG %:	0-5 0.0%		3-7 42.9%		1-3 33.3%		1-4 25.0%		5-19 26.3%	Rebounds	1
FT %:	2-2 100.0%		0-0 0.0%		2-2 100.0%		1-1 100.0%		5-5 100.0%		

Officials: Lisa Jones, Cathi Cornell, Saif Esho

Technical fouls: Kentucky-None. Washington State-None.

Attendance: 991

Score by periods	1st	2nd	3rd	4th	Total
Kentucky	11	23	22	17	73
Washington State	16	19	13	20	68

Points	In	Off	2nd	Fast	Bench
UK	26	17	17	14	12
WSU	36	10	13	4	25

Last FG - UK 4th-02:07, WSU 4th-02:27.

Largest lead - UK by 10 3rd-00:35, WSU by 11 2nd-01:26.

UK led for 13:53, WSU led for 20:52. Game was tied for 01:11.

Score tied - 6 times.

Lead changed - 5 times.

Notables: Kentucky erased an 11-point first-half deficit to mount a come-from-behind win at Washington State ... Maci Morris scored 20 points, including 17 in the second half, to lift UK ... Makenzie Cann recorded her first career double-double with 15 points and 10 rebounds ... Can hit three 3s in four trips in the second quarter to give the Wildcats momentum heading into the break ... Kentucky is now 3-0 all-time against the Cougars in women's basketball.

5

#22 KENTUCKY 86, MOREHEAD STATE 53 - FINAL

Nov. 22, 2017 • Lexington, Ky. (Memorial Coliseum)



Official Basketball Box Score - Game Totals - Final Statistics
Morehead State vs Kentucky
11/22/17 2:02pm at Memorial Coliseum, Lexington, Ky.



Morehead State 53 • 2-3

#	Player	Total			3-Pr			Rebounds			PF	TP	A	T	Bk	Stl	Min
		FG	FGA	FT	FTA	Off	Def	Off	Def	Def							
02	Blaine, Erin	f	2-6	0-1	4-6	0	5	5	3	8	0	2	0	0	0	20	
22	Mckee, Eriel	f	4-13	1-3	4-6	2	4	6	2	13	1	5	1	0	32		
22	Mcgowan, Tierra	c	1-5	0-0	1-2	5	5	10	2	3	1	2	2	1	30		
04	Seward, Darianne	g	4-13	1-5	0-0	0	0	0	0	3	9	1	2	1	20		
11	Crockett, Miranda	g	3-14	0-0	1-3	4	4	3	7	1	2	0	0	0	38		
01	Jackson, Breuna	g	1-3	0-2	2-2	1	0	1	2	4	0	2	0	0	11		
20	Todd, Brooke	g	1-2	0-0	2-2	2	2	4	2	4	2	0	2	0	20		
21	Lopez, Ashlie	g	2-8	1-6	0-0	0	0	0	0	5	0	0	0	0	16		
25	Norman, Sisalyne	g	0-1	0-0	0-0	1	1	0	1	0	0	0	0	0	4		
33	St. Louis, Dominique	g	0-1	0-0	0-0	1	0	1	0	1	0	0	0	0	6		
Team			27-65	7-22	12-15	21	27	48	12	73	17	17	2	8	200		

1st FG %:	4-14 28.6%	2nd:	6-16 37.5%	3rd:	3-13 23.1%	4th:	5-23 21.7%	Game:	18-66 27.3%	Deadsbl	
3FG %:	1-2 50.0%		1-4 25.0%		0-1 0.0%		1-10 10.0%		3-17 17.6%	Rebounds	5
FT %:	3-4 75.0%		2-2 100.0%		6-10 60.0%		3-5 60.0%		14-21 66.7%		

Kentucky 86 • 5-0

#	Player	Total			3-Pr			Rebounds			PF	TP	A	T	Bk	Stl	Min
		FG	FGA	FT	FTA	Off	Def	Off	Def	Def							
20	Harrison, Dorie	f	2-4	0-0	1-2	0	3	3	5	5	2	2	1	0	12		
22	Cann, Makenzie	f	5-8	3-5	2-2	2	8	10	1	15	5	2	1	1	29		
45	Rice, Alyssa	c	3-5	0-0	1-2	2	6	8	2	7	3	1	1	1	20		
04	Morris, Maci	g	7-8	5-6	0-0	0	2	2	19	3	2	0	0	3	23		
24	Murray, Taylor	g	1-4	1-1	4-4	1	2	1	7	6	0	0	0	0	24		
00	Halsel, LaShae	g	1-1	0-0	0-0	0	1	0	0	2	1	1	0	0	3		
02	Poffenberger, Paige	g	0-0	0-0	0-0	0	0	0	0	1	0	0	0	0	5		
03	McKinney, Keke	g	2-5	0-1	1-2	3	3	6	3	5	0	2	3	1	19		
12	Paschal, Amanda	g	5-8	0-1	1-3	1	1	2	0	11	2	0	0	0	20		
15	Hardin, Jessica	g	1-3	1-2	0-0	0	1	1	3	0	0	0	0	0	6		
23	Roach, Kameron	g	1-3	0-0	0-0	0	0	0	0	1	0	0	0	0	14		
32	Roper, Jaida	g	3-6	0-1	4-7	0	2	4	10	3	2	0	1	2	25		
Team			31-55	10-17	14-22	10	30	40	22	86	25	14	6	8	200		

1st FG %:	10-15 66.7%	2nd:	7-18 38.9%	3rd:	5-11 45.5%	4th:	11-18 61.1%	Game:	31-55 56.4%	Deadsbl	
3FG %:	0-7 0.0%		3-6 50.0%		2-3 66.7%		2-2 100.0%		10-17 58.8%	Rebounds	3
FT %:	2-3 66.7%		3-5 60.0%		7-12 58.3%		2-2 100.0%		14-22 63.6%		1

Officials: Beverly Roberts, Eric Brewton, Tiffany Bird

Technical fouls: Morehead State-None. Kentucky-None.

Attendance: 4710

Score by periods	1st	2nd	3rd	4th	Total
Morehead State	12	15	12	14	53
Kentucky	26	20	19	21	86

Points	In	Off	2nd	Fast	Bench
MOR	28	10	16	0	13
UK	28	20	11	2	33

Last FG - MOR 4th-00:06, UK 4th-01:01.

Largest lead - MOR None, UK by 38 4th-04:06.

MOR led for 00:00, UK led for 38:39. Game was tied for 01:21.

Score tied - 0 times.

Lead changed - 0 times.

Notables: The Wildcats raced out to a quick 18-7 lead, using a 12-2 run to begin the game ... UK built up its largest first-half lead of the season, ahead 26 points in the first half ... Kentucky matched its largest overall lead of the season as it took a 38-point lead in the fourth quarter ... UK had 31 made field goals on 25 assists ... It was the first time Kentucky has had 20+ assists in a game this season.

6

#22 KENTUCKY 69, MARSHALL 39 - FINAL

Nov. 26, 2017 • Lexington, Ky. (Memorial Coliseum)



Official Basketball Box Score - Game Totals - Final Statistics
Marshall vs Kentucky
11/26/17 2:02pm at Memorial Coliseum, Lexington, Ky.



Marshall 39 • 1-4

#	Player	Total			3-Pr			Rebounds			PF	TP	A	T	Bk	Stl	Min
		FG	FGA	FT	FTA	Off	Def	Off	Def	Def							
00	Hamilton, Talequia	f	2-6	0-0	1-1	0	2	2	5	0	0	1	0	0	29		
24	Zhibareva, Ekaterina	f	0-3	0-1	0-0	0	2	2	0	0	1	0	0	0	20		
03	Alexander, Asheika	g	6-13														

2017-18 GAME REVIEWS

8

#20 KENTUCKY 82, TENNESSEE TECH 54 - FINAL

Dec. 3, 2017 • Lexington, Ky. (Memorial Coliseum)



Official Basketball Box Score - Game Totals - Final Statistics
Tennessee Tech vs Kentucky
 12/03/17 2:02pm at Memorial Coliseum, Lexington, Ky.



Tennessee Tech 54 • 1-6

#	Player	Total		3-Ptr		Rebounds		PF	TP	A	T	Bk	Stl	Min	
		FG	FGA	FG	FGA	Off	Def								FT
25	Harper, Asia	1	3	0	1	0	0	0	3	3	1	0	0	14	
33	Coleman, Mackenzie	5	8	0	1	0	3	3	5	15	0	3	0	28	
00	Harris, Akia	0	3	0	1	0	0	0	1	0	5	3	0	11	
05	Hickson, Yaktavia	6	14	1	3	0	3	3	2	16	1	2	0	27	
20	Brady, Keshia	3	9	0	4	5	3	6	9	2	10	2	1	36	
02	Brook, Jordan	2	8	0	1	1	1	1	0	7	1	2	0	23	
11	Alexander, Kentoria	0	1	0	0	0	0	0	0	0	1	0	0	8	
14	Buckner, Abby	0	3	0	3	0	2	1	3	0	1	0	0	16	
22	Iles, Makenzie	0	1	0	2	0	0	0	0	2	0	0	0	5	
23	Okeke, Peace	0	0	0	0	0	1	1	3	0	2	0	0	2	
44	Cantrell, Lacy	0	1	0	1	2	0	1	1	3	1	0	0	17	
Team				1		1									
Totals		17	51	3	13	17	20	19	54	12	16	3	2	200	

1st FG %:	5-14	35.7%	2nd:	3-14	21.4%	3rd:	5-13	38.5%	4th:	4-10	40.0%	Game:	17-51	33.3%	Deadball
3FG %:	0-3	0.0%		2-7	28.6%		1-3	33.3%		0-9	0.0%		3-13	23.1%	Rebounds
FT %:	3-3	100.0%		3-3	100.0%		4-5	80.0%		7-9	77.8%		17-20	85.0%	2,1

Kentucky 82 • 7-1

#	Player	Total		3-Ptr		Rebounds		PF	TP	A	T	Bk	Stl	Min	
		FG	FGA	FG	FGA	Off	Def								FT
03	McKinney, KeKe	4	5	1	1	0	4	5	0	9	1	0	2	21	
45	Rice, Alyssa	2	3	0	0	3	4	6	1	7	1	2	0	15	
04	Morris, Maci	6	7	2	2	2	1	5	6	2	16	2	1	17	
22	Cann, Makenzie	9	3	6	1	4	1	1	2	8	2	0	0	19	
24	Murray, Taylor	3	7	0	1	0	2	2	4	1	6	5	0	3	
00	Halsel, LaShae	1	1	0	0	0	0	0	0	2	0	0	0	3	
02	Poffenberger, Paige	0	1	0	0	0	0	0	0	1	0	0	0	9	
12	Paschal, Amanda	1	2	0	1	1	1	2	1	3	2	2	0	15	
14	Wyatt, Tatyana	6	9	0	1	0	1	3	12	2	2	3	0	16	
15	Hardin, Jessica	1	2	1	2	0	1	1	1	3	0	0	1	6	
20	Harrison, Dorie	3	12	0	1	2	5	2	7	2	7	1	3	0	
23	Roach, Kameron	1	6	0	2	0	2	2	3	2	0	1	0	14	
32	Roper, Jaida	1	5	1	3	4	3	7	6	2	2	1	1	24	
Team				1		2		5							
Totals		32	66	6	17	12	18	28	46	20	82	12	14	9	200

1st FG %:	9-12	75.0%	2nd:	8-16	50.0%	3rd:	9-22	40.9%	4th:	6-16	37.5%	Game:	32-66	48.5%	Deadball
3FG %:	3-3	100.0%		1-5	20.0%		1-5	20.0%		6-17	35.3%		6-17	35.3%	Rebounds
FT %:	1-2	50.0%		10-13	76.9%		0-0	0.0%		1-3	33.3%		12-18	66.7%	4,1

Officials: Carla Fountain, Kelly Johnson, Eric Baker
 Technical fouls: Tennessee Tech-None. Kentucky-None.
 Attendance: 4561

Score by periods	1st	2nd	3rd	4th	Total
Tennessee Tech	13	11	15	15	54
Kentucky	22	27	19	14	82

Last FG - TTU 4th-03:20, UK 4th-00:45
 Largest lead - TTU None, UK by 33 4th-03:49
 TTU led for 00:00, UK led for 38:34. Game was tied for 01:26.

Score tied - 1 time.
 Lead changed - 0 times.

Notables: Kentucky got out to a hot start, shooting 9-of-12 from the field in the first quarter, including 3-of-3 from long range ... Kentucky used a 13-0 run and 10-0 run in the first half to earn its largest halftime lead of the season, 49-24 (25) ... Maci Morris added a game-high 16 points in just 17 minutes of play ... For the first time this season, 12 Kentucky players scored in the game, and UK recorded a season-high nine blocks in the contest.

9

#20 KENTUCKY 100, EVANSVILLE 62 - FINAL

Dec. 5, 2017 • Lexington, Ky. (Memorial Coliseum)



Official Basketball Box Score - Game Totals - Final Statistics
Evansville vs Kentucky
 12/05/17 7:02pm at Memorial Coliseum, Lexington, Ky.



Evansville 62 • 2-5

#	Player	Total		3-Ptr		Rebounds		PF	TP	A	T	Bk	Stl	Min	
		FG	FGA	FG	FGA	Off	Def								FT
31	Hall, Tattenai	2	2	0	0	0	0	1	1	4	4	1	1	0	
02	Gasper, Kerr	3	9	1	4	2	2	0	4	4	1	9	4	0	
03	Miller, Marley	2	4	1	2	3	3	0	3	2	8	2	4	0	
10	Noe, Hannah	8	15	6	10	1	2	0	1	4	23	2	6	0	
11	Dosssett, Brooke	3	5	0	0	0	3	3	2	6	2	3	0	34	
01	Lively, Macie	0	2	0	2	4	4	0	1	1	4	2	0	14	
20	Dearing, Kadee	0	2	0	0	0	0	0	0	0	0	0	0	2	
32	Casteele, Kayla	0	0	0	0	0	0	0	0	0	0	0	0	2	
33	Jones, Crimson	2	3	0	1	0	0	0	0	2	4	1	0	5	
42	Coffman, Kaylan	0	0	0	0	0	0	0	0	0	0	0	0	1	
44	Scott, Kelsi	2	5	0	0	0	0	1	1	4	4	0	2	0	
Team				1		2		3							
Totals		22	47	8	19	10	11	4	19	23	62	14	20	1	

1st FG %:	3-10	30.0%	2nd:	6-11	54.5%	3rd:	7-14	50.0%	4th:	6-12	50.0%	Game:	22-47	46.8%	Deadball
3FG %:	2-5	40.0%		1-4	25.0%		3-6	50.0%		2-4	50.0%		8-19	42.1%	Rebounds
FT %:	2-2	100.0%		2-2	100.0%		5-6	83.3%		3-3	100.0%		10-11	90.9%	1,2

Kentucky 100 • 8-1

#	Player	Total		3-Ptr		Rebounds		PF	TP	A	T	Bk	Stl	Min	
		FG	FGA	FG	FGA	Off	Def								FT
03	McKinney, KeKe	1	4	0	2	0	3	1	4	2	2	1	2	0	
22	Cann, Makenzie	3	7	1	3	0	0	2	2	2	7	6	0	0	
45	Rice, Alyssa	6	10	0	0	2	3	5	1	14	4	0	1	19	
04	Morris, Maci	8	9	4	5	0	2	2	1	20	3	2	0	21	
24	Murray, Taylor	4	8	1	2	4	2	2	4	1	12	2	0	1	
00	Halsel, LaShae	0	0	0	0	0	0	0	0	1	1	0	0	0	
02	Poffenberger, Paige	0	2	0	0	0	0	0	0	0	0	0	0	2	
12	Paschal, Amanda	2	3	1	1	0	0	2	0	2	0	0	0	8	
14	Wyatt, Tatyana	8	11	1	2	3	4	0	2	10	0	2	1	19	
15	Hardin, Jessica	0	1	0	1	2	0	0	0	0	1	0	0	6	
20	Harrison, Dorie	2	4	0	2	6	3	3	2	6	1	1	5	0	
23	Roach, Kameron	2	3	0	0	0	0	0	0	2	4	0	0	1	
32	Roper, Jaida	4	8	0	1	2	5	1	2	3	10	6	1	1	
Team				1		2		3							
Totals		40	70	8	17	12	24	17	38	15	100	23	6	10	

1st FG %:	13-22	59.1%	2nd:	9-19	47.4%	3rd:	8-13	61.5%	4th:	10-16	62.5%	Game:	40-70	57.1%	Deadball
3FG %:	5-8	62.5%		2-4	50.0%		1-3	33.3%		1-3	33.3%		8-17	47.1%	Rebounds
FT %:	4-5	80.0%		0-0	0.0%		4-9	44.4%		4-10	40.0%		12-24	50.0%	4

Officials: Jesse Dickerson, Felicia Grinter, Gina Cross
 Technical fouls: Evansville-None. Kentucky-None.
 Attendance: 4071

Score by periods	1st	2nd	3rd	4th	Total
Evansville	8	15	22	17	62
Kentucky	35	20	20	25	100

Last FG - UK 4th-01:45, UK 4th-00:21
 Largest lead - UK None, UK by 38 4th-05:33
 UK led for 00:00, UK led for 39:44. Game was tied for 00:16.

Score tied - 0 times.
 Lead changed - 0 times.

Notables: Kentucky reached the 100-point mark for the second time this season ... The Wildcats started the game on a 19-0 run - their second longest of the season - and never trailed in the game ... UK's 35 first-quarter points were the most scored in any single quarter since moving to the four-quarter format ... UK shot a season-high 57.1 percent in the game ... Kentucky had a season-high 60 points in the paint, 12 more than the prior season-best over Sacramento State.

10

#20 KENTUCKY 64, FGCU 70 - FINAL

Dec. 8, 2017 • Fort Myers, Fla. (Alico Arena)



Official Basketball Box Score - Game Totals - Final Statistics
Kentucky vs FGCU
 12/08/17 7 PM at Fort Myers, Fla.



Kentucky 64 • 8-2

#	Player	Total		3-Ptr		Rebounds		PF	TP	A	T	Bk	Stl	Min
		FG	FGA	FG	FGA	Off	Def							
14	Wyatt, Tatyana	5	12	0	2	1	1	4	1	1	4	1	1	20
45	Rice, Alyssa	5	12	0	0	1	3	4	8	3	11	0	2	1
04	Morris, Maci	2	4	1										

2017-18 GAME REVIEWS

12

KENTUCKY 63, #3 LOUISVILLE 87 - FINAL

Dec. 17, 2017 • Lexington, Ky. (Memorial Coliseum)



Official Basketball Box Score - Game Totals - Final Statistics
Louisville vs Kentucky
 12/17/17 3:02pm at Memorial Coliseum, Lexington, Ky.



Louisville 87 • 13-0

#	Player	Total			3-Ptr			Rebounds			PF	TP	A	T	Bk	Stl	Min
		FG	FGA	FT	FGA	FT	FTA	Off	Def	Total							
02	Hines-Allen, Myisha	r	9-15	0-0	0-4	4	5	9	3	18	1	1	0	1	25		
03	Fuehring, Sam	r	4-8	0-1	2-2	5	10	4	10	0	1	0	0	34			
11	Carter, Arica	g	4-8	3-6	0-0	1	1	2	3	11	8	1	0	1	32		
23	Jones, Jazmine	g	0-3	0-0	0-0	1	1	4	0	2	2	0	0	16			
25	Durr, Asia	g	12-22	6-11	2-2	1	2	3	12	1	1	0	1	36			
01	Evans, Dana	g	2-6	0-2	7-8	0	3	3	4	11	10	2	0	1	27		
10	Zambrotta, Sydney	g	0-1	0-1	0-0	1	0	1	0	0	1	0	0	10			
21	Shook, Kylee	g	1-4	1-2	0-0	0	3	3	1	3	0	1	2	16			
24	Laemmle, Jessica	g	0-0	0-0	0-0	0	0	0	0	0	0	0	0	1			
33	Dunham, Bianca	g	1-1	0-0	0-0	1	1	2	4	2	0	1	1	0	7		
Team						1	2										
Totals			33-68	10-23	11-16	15	21	36	24	87	22	11	3	4	200		

1st - FG %:	10-20	50.0%	2nd - FG %:	8-18	44.4%	3rd - FG %:	9-17	52.9%	4th - FG %:	6-13	46.2%	Game:	33-68	48.5%	Deadball Rebounds:	4,1
3FG %:	2-4	50.0%	3FG %:	2-4	50.0%	3FG %:	3-5	60.0%	3FG %:	1-2	50.0%		10-23	43.3%		
FT %:	1-1	100.0%	FT %:	5-6	83.3%	FT %:	3-5	60.0%	FT %:	1-1	100.0%		11-16	68.8%		

Kentucky 63 • 8-4

#	Player	Total			3-Ptr			Rebounds			PF	TP	A	T	Bk	Stl	Min
		FG	FGA	FT	FGA	FT	FTA	Off	Def	Total							
22	Cann, Makenzie	r	2-4	2-3	0-0	0	0	0	2	6	1	1	0	0	28		
45	Rice, Alyssa	c	3-8	0-0	2-4	1	3	4	8	2	4	1	0	33			
04	Morris, Maci	g	6-13	1-3	3-4	0	5	5	1	16	0	1	0	40			
24	Murray, Taylor	g	3-8	0-1	2-4	1	6	7	1	8	7	1	0	5	40		
32	Roper, Jaida	g	3-5	1-2	2-2	0	1	2	9	2	3	0	0	24			
03	McKinney, KeKe	g	1-2	1-1	0-0	0	1	4	3	0	3	0	0	8			
12	Paschal, Amanda	g	0-1	0-0	1-2	0	0	0	1	1	0	0	0	4			
14	Wyatt, Tatyana	g	3-6	1-2	3-0	0	2	2	2	10	0	0	0	19			
20	Harrison, Dorie	g	1-2	0-0	0-0	0	0	0	0	2	0	0	0	4			
Team						3	2	5									
Totals			22-49	6-12	13-20	5	20	25	17	63	12	16	2	5	200		

1st - FG %:	6-13	46.2%	2nd - FG %:	3-13	23.1%	3rd - FG %:	12-22	54.5%	4th - FG %:	7-11	63.6%	Game:	22-49	44.9%	Deadball Rebounds:	7,1
3FG %:	2-5	40.0%	3FG %:	0-2	0.0%	3FG %:	3-4	75.0%	3FG %:	1-1	100.0%		6-12	50.0%		
FT %:	2-4	50.0%	FT %:	3-4	75.0%	FT %:	5-8	62.5%	FT %:	3-4	75.0%		13-20	65.0%		

Officials: Mark Zentz, Michael McConnell, Luis Gonzalez
 Technical fouls: Louisville-None. Kentucky-None.
 Attendance: 5871

Score by periods	1st	2nd	3rd	4th	Total
Louisville	23	24	22	18	87
Kentucky	16	9	20	18	63

Points	In	Off	2nd	Fast	Bench
Louisville	36	22	20	8	16
Kentucky	26	5	8	2	16

Last FG - UL 4th-00:52, UK 4th-03:06.
 Largest lead - UL by 28 4th-08:45, UK None.
 UL led for 39:34, UK led for 00:00. Game was tied for 00:19.

Score tied - 0 times.
 Lead changed - 0 times.

Notables: The second quarter was the difference maker as Louisville outscored UK 24-9 in the period ... After shooting just 9-of-26 (.346) in the first half, UK had much improved shooting in the second half, going 13-of-23 (.565) from the floor ... Junior guard Maci Morris led UK in scoring for the seventh time this season with 16 points ... It was the first time Kentucky has lost to Louisville inside Memorial Coliseum since Feb. 6, 1979.

13

KENTUCKY 52, #24 CALIFORNIA 62 - FINAL

Dec. 21, 2017 • Lexington, Ky. (Memorial Coliseum)



Official Basketball Box Score - Game Totals - Final Statistics
California vs Kentucky
 12/21/17 12:02pm at Memorial Coliseum, Lexington, Ky.



California 62 • 9-2

#	Player	Total			3-Ptr			Rebounds			PF	TP	A	T	Bk	Stl	Min
		FG	FGA	FT	FGA	FT	FTA	Off	Def	Total							
03	Cowling, Mikayla	r	7-15	1-2	0-0	0	0	0	0	0	0	0	15	1	3	2	40
12	Davidson, Penina	r	4-6	1-1	4-4	3	4	7	1	13	3	2	2	1	33		
31	Anigwe, Kristine	c	1-3	0-0	2-2	2	5	7	3	2	0	8	0	0	19		
01	Thomas, Asha	g	4-6	3-5	6-8	0	4	1	2	17	3	1	1	37			
14	Smith, Kianna	g	5-10	3-6	1-2	0	1	2	14	8	1	0	1	37			
04	Styles, Alaysia	g	0-0	0-0	1-2	0	0	0	2	1	0	0	0	7			
30	West, CJ	g	0-2	0-0	0-0	0	7	10	2	0	0	1	1	20			
33	Brown, Jaelyn	g	0-2	0-0	0-0	0	0	0	0	0	0	0	0	7			
Team						0	2	2									
Totals			21-44	8-14	12-18	8	23	31	12	62	15	17	6	6	200		

1st - FG %:	5-9	55.6%	2nd - FG %:	6-11	54.5%	3rd - FG %:	6-15	40.0%	4th - FG %:	4-9	44.4%	Game:	21-44	47.7%	Deadball Rebounds:	3,3
3FG %:	4-6	66.7%	3FG %:	1-2	50.0%	3FG %:	1-3	33.3%	3FG %:	1-3	33.3%		8-14	57.1%		
FT %:	1-2	50.0%	FT %:	2-2	100.0%	FT %:	2-4	50.0%	FT %:	2-2	100.0%		12-18	66.7%		

Kentucky 52 • 8-5

#	Player	Total			3-Ptr			Rebounds			PF	TP	A	T	Bk	Stl	Min
		FG	FGA	FT	FGA	FT	FTA	Off	Def	Total							
03	McKinney, KeKe	r	0-3	0-1	0-0	0	0	0	0	0	0	0	1	0	1	15	
22	Cann, Makenzie	r	1-5	1-5	0-0	1	1	2	1	3	4	1	2	0	20		
45	Rice, Alyssa	c	0-6	0-0	4-6	5	5	10	3	4	1	2	1	2	31		
04	Morris, Maci	g	9-26	3-7	0-0	3	5	8	3	21	0	1	0	1	34		
24	Murray, Taylor	g	1-6	0-2	2-2	1	0	1	4	4	3	2	0	2	29		
14	Wyatt, Tatyana	g	3-7	2-3	2-2	4	2	6	4	10	1	0	1	23			
20	Harrison, Dorie	g	2-4	0-0	0-0	3	0	3	0	4	0	1	0	5			
23	Roach, Kameron	g	0-1	0-0	0-0	0	0	0	1	0	0	0	0	8			
32	Roper, Jaida	g	2-10	1-2	1-2	6	1	1	2	6	2	3	0	2	25		
Team						8	4	12									
Totals			18-68	7-20	9-12	25	18	43	15	52	7	12	1	9	200		

1st - FG %:	6-20	30.0%	2nd - FG %:	2-11	18.2%	3rd - FG %:	4-16	25.0%	4th - FG %:	6-21	28.6%	Game:	18-68	26.5%	Deadball Rebounds:	2
3FG %:	3-8	37.5%	3FG %:	1-4	25.0%	3FG %:	0-1	0.0%	3FG %:	3-7	42.9%		7-20	35.0%		
FT %:	5-8	62.5%	FT %:	2-4	50.0%	FT %:	2-2	100.0%	FT %:	0-0	0.0%		9-12	75.0%		

Officials: Kevin Pethel, Frank Steratore, Eric Baker
 Technical fouls: California-None. Kentucky-None.
 Attendance: 4753

Score by periods	1st	2nd	3rd	4th	Total
California	15	15	16	16	62
Kentucky	20	7	10	15	52

Points	In	Off	2nd	Fast	Bench
California	20	17	8	1	20
UK	16	13	19	0	8

Last FG - CAL 4th-03:33, UK 4th-00:07.
 Largest lead - CAL by 12 4th-00:22, UK by 7 1st-01:22.
 CAL led for 20:33, UK led for 14:40. Game was tied for 04:42.

Score tied - 4 times.
 Lead changed - 11 times.

Notables: The Wildcats used a 10-1 run in the middle of the first quarter to take a 20-15 lead at the end of the first stanza, but went without a field goal for the final 8:05 of the second quarter, and shot just 2-of-11 from the floor in the period ... Cal used a 10-0 run to end the third quarter and never trailed again ... The Wildcats recorded a season-high 25 offensive rebounds ... UK also led the steals category, with nine steals to Cal's six.

14

KENTUCKY 57, MIDDLE TENN. 62 - FINAL

Dec. 28, 2017 • Murfreesboro, Tenn. (Murphy Center)



Official Basketball Box Score - Game Totals - Final Statistics
Kentucky vs Middle Tennessee
 12/28/17 6:30 PM at Murfreesboro, Tenn.



Kentucky 57 • 8-6

#	Player	Total			3-Ptr			Rebounds			PF	TP	A	T	Bk	Stl	Min
		FG	FGA	FT	FGA	FT	FTA	Off	Def	Total							
03	McKinney, KeKe	r	2-4	2-4	2-2	0	2	2	2	8	0	2	0	0	19		
45	Rice, Alyssa	c	4-6	0-0	3-4	2	6	8	5	11	2	2	4	1	32		
04	Morris, Maci	g	5-12	0-3	3-3	0	4	4	2	13	3	2	0	2	35		
22	Cann, Makenzie	g	1-6	0-3	0-0	0	1	1	0	2	3	1	0	1	22		
24	Murray, Taylor	g	2-7	0-2	1-1	1	1										

2017-18 GAME REVIEWS

16

KENTUCKY 70, #19 TEXAS A&M 74 - FINAL

Jan. 4, 2018 • College Station, Texas. (Reed Arena)



Official Basketball Box Score - Game Totals - Final Statistics
Kentucky vs Texas A&M
 01/04/18 6 p.m. at College Station, Texas (Reed Arena)



Kentucky 70 • 8-8, 0-2 SEC

#	Player	Total			3-Ptr			Rebounds			PF	TP	A	T	Bk	Stl	Min
		FG	FGA	FT	FTA	FG	FGA	FT	FTA	Off							
04	Morris, Maci	* 9-18	2-6	2-2	0	3	3	2	22	4	4	0	0	38			
20	Harrison, Dorie	* 2-3	0-0	0-0	1	2	3	4	4	1	0	0	0	9			
22	Cann, Makenzie	* 4-13	4-8	2-2	0	0	0	0	14	4	1	0	0	29			
24	Murray, Taylor	* 3-9	0-1	1-2	2	2	4	1	7	6	0	0	1	40			
45	Rice, Alyssa	* 5-8	0-0	0-0	4	4	8	4	10	0	1	0	0	33			
02	Poffenberger, Paige	0-0	0-0	2-2	0	0	0	2	0	0	0	0	0	9			
03	McKinney, KeKe	1-4	0-2	0-0	1	4	5	3	2	0	1	0	2	22			
12	Paschal, Amanda	0-1	0-0	0-0	0	0	0	0	0	0	1	0	0	3			
14	Wyatt, Tatyana	2-2	0-0	2-2	0	1	1	6	0	0	0	0	0	12			
32	Roper, Jaida	1-3	1-1	0-0	0	0	0	2	3	1	0	0	0	5			
	Team				3	0	3										
Totals		27-61	7-18	9-10	11	16	27	19	70	15	9	0	3	200			

1st FG %:	6-15 40.0%	2nd:	6-11 54.5%	3rd:	8-19 42.1%	4th:	7-16 43.8%	Game:	27-61 44.3%	Rebounds	1
3FG %:	3-6 50.0%		1-3 33.3%		1-2 50.0%		1-3 33.3%		7-18 38.9%	Deadball	1
FT %:	3-4 75.0%		4-4 100.0%		2-2 100.0%		3-3 100.0%		9-10 90.0%	Rebounds	4

Texas A&M 74 • 12-4, 1-1 SEC

#	Player	Total			3-Ptr			Rebounds			PF	TP	A	T	Bk	Stl	Min
		FG	FGA	FT	FTA	FG	FGA	FT	FTA	Off							
00	Hillsman, Khaalia	* 6-8	0-0	8-8	3	6	9	3	20	0	1	1	1	40			
04	McKinney, Lulu	* 2-3	1-2	0-0	0	0	0	0	5	2	0	0	0	11			
05	Howard, Anriel	* 1-11	0-1	8-12	8	4	12	2	10	0	2	0	1	40			
12	Williams, Danni	* 7-12	5-8	0-0	0	4	3	19	0	3	0	1	0	36			
21	Lumpkin, Jasmine	* 2-4	0-0	0-0	0	4	2	4	5	1	1	0	0	36			
03	Carter, Chennedy	5-11	2-3	2-2	0	3	3	14	5	4	1	0	1	29			
11	Wells, Kayla	1-2	0-1	0-0	0	0	0	2	3	1	0	0	0	8			
	Team				1	2											
Totals		24-51	8-15	18-22	12	22	34	16	74	15	2	1	2	400			

1st FG %:	7-13 53.8%	2nd:	7-16 43.8%	3rd:	6-10 60.0%	4th:	4-12 33.3%	Game:	24-51 47.1%	Rebounds	3,1
3FG %:	3-3 100.0%		0-2 0.0%		3-5 60.0%		1-2 50.0%		8-15 53.3%	Deadball	5
FT %:	7-8 87.5%		5-6 83.3%		5-6 83.3%		5-6 83.3%		18-22 81.8%	Rebounds	3,1

Officials: Roy Gubeyan, Amy Bonner, Bill Larence
 Technical Fouls: Kentucky-None, Texas A&M-None
 Attendance: 3662

Score by periods	1st	2nd	3rd	4th	Total
Kentucky	18	18	19	15	70
Texas A&M	24	15	20	15	74

Last FG - UK 4th-00:10, TAMU 4th-02:50
 Largest lead - UK by 1 1st-09:16, TAMU by 9 4th-07:32
 UK led for 05:08, TAMU led for 34:26. Game was tied for 00:23.

Points	In	Off	2nd	Fast	Bench
UK	35	9	11	2	16
TAMU	18	11	9	0	16

Score tied - 1 time
 Lead changed - 10 times

18

KENTUCKY 56, FLORIDA 53 - FINAL

Jan. 11, 2018 • Gainesville, Fla. (Exactech Arena)



Official Basketball Box Score - Game Totals - Final Statistics
Kentucky vs Florida
 01/11/18 7 pm ET at Gainesville, FL Exactech Arena



Kentucky 56 • 9-9, 1-3 SEC

#	Player	Total			3-Ptr			Rebounds			PF	TP	A	T	Bk	Stl	Min
		FG	FGA	FT	FTA	FG	FGA	FT	FTA	Off							
14	Wyatt, Tatyana	f 3-11	0-2	0-0	0	6	6	2	6	0	2	0	0	33			
45	Rice, Alyssa	c 0-2	0-0	0-0	0	2	3	1	0	1	0	0	0	18			
04	Morris, Maci	g 2-4	0-1	1-2	1	5	6	0	5	2	1	0	1	20			
22	Cann, Makenzie	g 1-2	1-1	0-0	0	0	0	3	1	0	0	0	0	15			
24	Murray, Taylor	g 8-12	2-2	1-1	3	6	2	19	2	1	2	1	3	37			
02	Poffenberger, Paige	0-0	0-0	1-2	0	1	1	0	1	0	0	0	0	3			
03	McKinney, KeKe	0-2	0-1	0-0	0	1	0	0	2	1	0	0	0	7			
12	Paschal, Amanda	5-8	2-3	0-0	0	0	0	0	12	1	1	0	2	21			
20	Harrison, Dorie	3-7	0-0	1-2	1	4	5	1	7	2	2	0	0	22			
32	Roper, Jaida	1-7	1-2	0-0	1	5	6	1	3	1	2	0	0	24			
	Team				2	0	2										
Totals		23-55	6-12	4-7	10	26	36	8	56	10	12	1	6	200			

1st FG %:	5-15 33.3%	2nd:	4-13 30.8%	3rd:	7-15 46.7%	4th:	7-12 58.3%	Game:	23-55 41.8%	Rebounds	3
3FG %:	1-3 33.3%		1-2 50.0%		3-4 75.0%		0-2 0.0%		6-12 50.0%	Deadball	3
FT %:	0-0 0.0%		0-0 0.0%		1-2 50.0%		3-5 60.0%		4-7 57.1%	Rebounds	3

Florida 53 • 8-9, 0-4 SEC

#	Player	Total			3-Ptr			Rebounds			PF	TP	A	T	Bk	Stl	Min
		FG	FGA	FT	FTA	FG	FGA	FT	FTA	Off							
12	Hersler, Paulina	f 7-13	3-8	2-2	3	5	8	0	19	1	1	0	0	1	34		
44	Lorenzen, Haley	f 4-9	1-1	0-0	2	8	10	3	9	1	1	0	2	32			
00	Washington, Delicia	g 1-8	1-4	0-0	5	4	9	2	3	4	5	0	0	32			
03	Nakkasoglu, Funda	g 3-15	2-10	0-0	1	0	1	8	2	1	1	1	1	33			
11	Anderson, Dyandria	g 4-10	2-8	0-0	0	3	3	1	10	5	1	0	0	33			
01	Johnson, Tameria	0-0	0-0	0-0	1	0	1	0	0	0	0	0	0	0			
05	Portakal, Elif	0-1	0-1	0-0	0	0	0	0	0	0	0	0	0	0			
15	Searcy, Sydney	1-3	1-3	0-0	1	0	1	0	3	1	0	0	0	20			
23	Thomas, Jalaysha	0-0	0-0	0-0	0	1	0	0	0	0	0	0	0	2			
24	Hayes, Mikayla	0-2	0-1	1-2	1	0	1	2	1	1	0	2	0	12			
	Team				1	2	3										
Totals		20-61	10-36	3-4	16	22	38	10	53	15	13	3	5	200			

1st FG %:	4-17 23.5%	2nd:	3-13 23.1%	3rd:	7-14 50.0%	4th:	6-17 35.3%	Game:	20-61 32.8%	Rebounds	0
3FG %:	2-8 25.0%		0-7 0.0%		1-2 50.0%		1-2 50.0%		3-4 75.0%	Deadball	0
FT %:	0-0 0.0%		2-2 100.0%		0-0 0.0%		1-2 50.0%		3-4 75.0%	Rebounds	0

Officials: Billy Smith, Brian Garland, Maj Forsberg
 Technical Fouls: Kentucky-None, Florida-None
 Attendance: 1509

Score by periods	1st	2nd	3rd	4th	Total
Kentucky	11	9	16	20	56
Florida	10	8	21	14	53

Last FG - UK 4th-00:54, UF 4th-00:05
 Largest lead - UK by 9 1st-04:08, UF by 7 3rd-06:37
 UK led for 22:57, UF led for 14:53. Game was tied for 02:10.

Points	In	Off	2nd	Fast	Bench
UK	22	11	13	6	23
UF	18	17	9	2	4

Score tied - 3 times
 Lead changed - 8 times

Notables: Matthew Mitchell earned his 250th win at Kentucky as the Wildcats won their first conference game of the season ... It was UK's first win in Gainesville since Jan. 1, 2012 ... Kentucky led 20-18 at halftime, moving to 8-2 when leading at halftime this season ... Kentucky's seven-point third quarter deficit was the largest second half deficit it's overcome this season ... Taylor Murray led Kentucky in every category with 19 points, 6 rebounds, 2 assists, 3 steals and 1 block.

17

KENTUCKY 42, GEORGIA 56 - FINAL

Jan. 7, 2018 • Lexington, Ky. (Memorial Coliseum)



Official Basketball Box Score - Game Totals - Final Statistics
Georgia vs Kentucky
 01/07/18 2:00pm at Memorial Coliseum, Lexington, Ky.



Georgia 56 • 14-2, 2-1 SEC

#	Player	Total			3-Ptr			Rebounds			PF	TP	A	T	Bk	Stl	Min
		FG	FGA	FT	FTA	FG	FGA	FT	FTA	Off							
04	Robinson, Caliya	f 4-12	1-3	3-3	3	8	11	3	12	2	3	6	0	25			
33	Engram, Mackenzie	f 5-15	1-3	1-2	2	9	11	2	12	0	1	5	1	36			
00	Cole, Taja	g 0-3	0-1	2-2	1	1	2	3	2	0	4	0	1	21			
12	Clark, Haley	g 0-4	0-0	2-2	1	1	2	2	3	1	0	1	0	12			
23	Morrison, Que	g 3-7	1-2	7-9	2	5	7	1	14	1	2	0	2	35			
02	Connally, Gabby	2-4	1-2	5-6	0	2	3	0	2	0	2	0	0	27			
03	Paul, Stephanie	0-2	0-0	0-0	0	1</											

2017-18 GAME REVIEWS

20

KENTUCKY 64, #10 SOUTH CAROLINA 61 - FINAL

Jan. 21, 2018 • Lexington, Ky. (Rupp Arena)



Official Basketball Box Score - Game Totals - Final Statistics
South Carolina vs Kentucky
 01/21/18 12:02pm at Rupp Arena, Lexington, Ky.



South Carolina 81 • 16-3, 5-2 SEC

#	Player	Total			3-Ptr			Rebounds			PF	TP	A	T	Blk	Stl	Min
		FG	FGA	FT	FG	FGA	FT	FTA	Off	Def							
24	Grissett, Lele	f	0-3	0-0	1-2	2	4	6	4	1	1	3	2	1	26		
35	Jennings, Alexis	f	7-10	0-0	3-4	3	4	7	3	17	1	2	0	0	30		
04	Cliney, Doniyah	g	4-7	0-1	1-2	0	0	0	2	9	5	1	0	1	37		
10	Jackson, Bianca	g	3-8	2-4	0-0	0	4	4	3	8	0	2	0	0	33		
52	Harris, Tyasha	g	5-8	1-2	1-2	1	1	2	1	13	3	0	1	0	34		
00	Patrick, Victoria	g	3-5	2-4	0-0	0	2	2	8	2	4	0	0	0	16		
22	Wilson, A'Ja	g	10-12	1-1	5-8	6	8	2	26	1	4	3	2	1	21		
23	Williams, Ladazia	g	0-0	0-0	0-0	0	0	0	0	0	0	0	0	0	3		
Team						1	4	5									
Totals			32-53	6-12	11-18	9	25	34	17	81	23	17	8	6	200		

1st FG %:	4-16 25.0%	2nd FG %:	9-13 69.2%	3rd FG %:	9-11 81.8%	4th FG %:	10-13 76.9%	Game:	32-53 60.4%	Deadball Rebounds:	7
3FG %:	0-3 0.0%	1-2 50.0%	3-4 75.0%	6-12 50.0%	6-12 50.0%	11-18 61.1%					
FT %:	2-6 33.3%	2-6 33.3%	4-6 66.7%	0-0 0.0%	0-0 0.0%						

Kentucky 64 • 9-11, 1-5 SEC

#	Player	Total			3-Ptr			Rebounds			PF	TP	A	T	Blk	Stl	Min
		FG	FGA	FT	FG	FGA	FT	FTA	Off	Def							
03	McKinney, KeKe	f	5-12	1-3	1-1	5	2	7	3	12	1	2	2	1	32		
22	Cann, Makenzie	f	1-7	1-5	0-0	0	2	2	1	3	0	1	0	1	36		
45	Rice, Alyssa	c	0-1	0-0	0-2	4	1	5	2	0	1	2	0	0	16		
04	Morris, Maci	g	6-15	2-5	5-5	0	1	1	3	19	4	2	0	2	30		
14	Murray, Taylor	g	7-15	1-4	2-2	0	2	2	1	17	2	4	0	0	40		
12	Paschal, Amanda	g	0-0	0-0	0-0	0	1	1	0	0	0	0	0	0	4		
20	Harrison, Dorie	g	4-11	0-0	3-5	3	4	7	3	11	0	3	1	1	30		
32	Roper, Jaida	g	1-1	0-0	0-0	0	0	0	1	2	3	1	0	0	12		
Team						2	0	2	1								
Totals			24-62	5-17	11-15	15	12	27	15	64	11	16	3	6	200		

1st FG %:	5-14 35.7%	2nd FG %:	4-13 30.8%	3rd FG %:	10-22 45.5%	4th FG %:	5-13 38.5%	Game:	24-62 38.7%	Deadball Rebounds:	2
3FG %:	1-6 16.7%	0-2 0.0%	4-7 57.1%	0-3 0.0%	1-3 33.3%	5-17 29.4%	11-15 73.3%				
FT %:	1-2 50.0%	0-0 0.0%	4-4 100.0%	6-7 85.7%							

Officials: Mark Zentz, Michael McConnell, Carla Fountain
 Technical fouls: South Carolina-None, Kentucky-TEAM
 Attendance: 6521

Score by periods	1st	2nd	3rd	4th	Total
South Carolina	13	21	25	22	81
Kentucky	12	8	28	16	64

Points	In	Off	2nd	Fast	Bench
UK	42	15	8	8	34
SC	28	17	8	13	13

Last FG - SC 4th-01:14, UK 4th-01:14
 Largest lead - UK by 22 4th-02:49, UK by 2 1st-00:48
 SC led for 35:00, UK led for 02:12. Game was tied for 02:42.

Notables: Kentucky scored 28 points in the third quarter, which was its most scored in a single quarter in conference play this season ... The Wildcats had four players score in double digits in the game for the first time in SEC play this season ... Kentucky forced 17 turnovers in the contest, and scored 23 points off those turnovers ... Freshmen KeKe McKinney (12) and Dorie Harrison (11) each recorded career highs in scoring.

21

KENTUCKY 79, ALABAMA 54 - FINAL

Jan. 25, 2018 • Lexington, Ky. (Memorial Coliseum)



Official Basketball Box Score - Game Totals - Final Statistics
Alabama vs Kentucky
 01/25/18 7:02pm at Memorial Coliseum, Lexington, Ky.



Alabama 54 • 14-7, 4-4 SEC

#	Player	Total			3-Ptr			Rebounds			PF	TP	A	T	Blk	Stl	Min
		FG	FGA	FT	FG	FGA	FT	FTA	Off	Def							
01	Bolton, Quanetria	f	2-5	1-1	2-2	1	4	5	2	7	3	1	0	1	18		
03	Lewis, Jordan	g	2-5	2-3	1-2	0	2	2	2	7	2	2	0	0	29		
11	Cook, Hannah	g	1-8	0-5	2-2	1	1	2	4	2	4	2	0	0	28		
20	Williams, Ashley	g	6-6	0-0	3-4	2	1	3	0	15	2	4	0	0	33		
23	Wade, Shaquera	g	3-10	1-4	0-0	2	0	2	0	7	1	1	0	1	23		
02	Richardson, Amber	g	0-1	0-0	0-0	0	0	0	0	0	0	0	0	0	4		
05	da Silva, Alana	g	1-2	1-1	0-0	0	1	1	0	3	1	0	0	0	8		
10	Ruffin, Dalila	g	0-0	0-0	0-0	0	0	0	0	1	0	0	0	0	6		
13	Knight, Coco	g	0-0	0-0	0-0	0	0	0	0	0	0	0	0	0	1		
15	Knight, Meashont	g	2-9	0-3	1-2	1	1	2	1	5	0	1	0	0	21		
22	Copeland, Ariyah	g	0-0	0-0	0-0	0	0	0	0	0	0	0	0	0	1		
25	Knight, Ashley	g	2-3	0-0	0-0	1	3	4	0	1	2	0	0	0	20		
40	Walker, Jasmine	g	1-2	0-1	0-0	0	0	0	0	2	0	1	0	0	8		
Team						3	2	5									
Totals			20-51	5-18	9-12	11	15	26	13	54	13	16	2	2	200		

1st FG %:	8-14 57.1%	2nd FG %:	4-14 28.6%	3rd FG %:	6-14 42.9%	4th FG %:	3-9 33.3%	Game:	20-51 39.2%	Deadball Rebounds:	3
3FG %:	1-3 33.3%	2-6 33.3%	2-5 40.0%	1-2 50.0%	5-18 27.8%	9-12 75.0%					
FT %:	0-0 0.0%	2-2 100.0%	6-8 75.0%	1-2 50.0%							

Kentucky 79 • 10-11, 2-5 SEC

#	Player	Total			3-Ptr			Rebounds			PF	TP	A	T	Blk	Stl	Min
		FG	FGA	FT	FG	FGA	FT	FTA	Off	Def							
03	McKinney, KeKe	f	6-7	0-1	0-0	0	2	3	5	1	12	1	2	0	35		
22	Cann, Makenzie	f	2-4	2-4	0-0	0	1	5	0	6	1	0	0	2	31		
45	Rice, Alyssa	c	3-4	0-0	0-0	0	3	3	4	6	2	2	2	0	13		
04	Morris, Maci	g	7-11	2-4	0-0	0	1	1	3	16	1	2	1	1	28		
14	Murray, Taylor	g	8-11	1-3	0-0	0	3	0	0	10	1	0	0	3	38		
00	Halsel, LaShae	g	0-0	0-0	0-0	0	0	0	0	0	0	0	0	0	2		
02	Poffenberger, Paige	g	0-0	0-0	0-0	0	0	0	0	0	0	0	0	0	1		
12	Paschal, Amanda	g	1-1	0-0	0-0	0	0	0	0	0	0	0	0	0	10		
15	Hardin, Jessica	g	0-0	0-0	0-0	0	0	0	0	0	0	0	0	0	1		
20	Harrison, Dorie	g	5-9	0-0	5-6	0	5	3	15	0	1	1	1	2	27		
23	Roach, Kameron	g	0-1	0-1	0-0	0	0	0	0	0	0	0	0	0	2		
32	Roper, Jaida	g	1-3	0-1	0-0	0	0	0	1	2	3	0	0	1	12		
Team						0	1	1									
Totals			33-51	5-12	8-10	4	20	24	11	79	19	11	4	8	200		

1st FG %:	8-12 66.7%	2nd FG %:	7-14 50.0%	3rd FG %:	8-12 66.7%	4th FG %:	10-13 76.9%	Game:	33-51 64.7%	Deadball Rebounds:	2
3FG %:	0-2 0.0%	1-3 33.3%	3-4 75.0%	3-3 100.0%	3-4 75.0%	10-13 76.9%	11-15 73.3%				
FT %:	0-0 0.0%	3-4 75.0%	3-3 100.0%	0-0 0.0%	3-3 100.0%						

Officials: Lisa Mattingly, Scott Yarbrough, Metta Roberts
 Technical fouls: Alabama-None, Kentucky-None
 Attendance: 4957

Score by periods	1st	2nd	3rd	4th	Total
Alabama	13	12	20	9	54
Kentucky	16	18	20	25	79

Points	In	Off	2nd	Fast	Bench
UK	20	10	6	0	14
AL	36	28	6	0	19

Last FG - UA 4th-02:10, UK 4th-01:21
 Largest lead - UA by 6 2nd-05:02, UK by 26 4th-01:21
 UA led for 12:47, UK led for 24:15. Game was tied for 02:58.

Notables: Kentucky won its fifth straight against Alabama, outscoring Alabama 25-5 in the fourth quarter to pull away ... Kentucky shot 64.7 percent from the floor in the game, which was its first game shooting 60.0 percent or better since Feb. 18, 2007 vs. Arkansas ... The shooting performance was UK's second-best in school history behind a 74.1 percent game vs. Alabama in 1987 ... Kentucky led by as many as 26 points in the final stanza.

22

KENTUCKY 76, ARKANSAS 65 - FINAL

Jan. 29, 2018 • Fayetteville, Ark. (Bud Walton Arena)



Official Basketball Box Score - Game Totals - Final Statistics
Kentucky vs ARKANSAS
 01/29/18 6 p.m. at Fayetteville, Ark. (Bud Walton Arena)



Kentucky 76 • 11-11, 3-5 SEC

#	Player	Total			3-Ptr			Rebounds			PF	TP	A	T	Blk	Stl	Min
		FG	FGA	FT	FG	FGA	FT	FTA	Off	Def							
03	McKinney, KeKe	f	3-5	0-0	0-4	3	9	12	4	6	2	3	1	2	27		
45	Rice, Alyssa	c	1-2	0-0	2-4	1	2	3	4	4	1	1	0	1	17		

2017-18 GAME REVIEWS

24

KENTUCKY 70, LSU 72 - FINAL

Feb. 4, 2018 • Lexington, Ky. (Rupp Arena)



Official Basketball Box Score - Game Totals - Final Statistics

Kentucky vs Kentucky
02/04/18 12:02pm at Rupp Arena, Lexington, Ky.



LSU 72 • 15-6, 7-3 SEC

#	Player	Total			3-Ptr			Rebounds			PF	TP	A	T	Bk	Stl	Min				
		FG	FGA	FT	FGA	FT	FTA	Off	Def	Total											
05	Mitchell, Ayana	5	9	0	0	3	4	5	7	12	1	13	3	2	0	2	37				
24	Aifuwa, Faustine	4	6	0	0	2	2	3	3	6	2	10	2	3	3	0	24				
00	Jackson, Chloe	8	17	0	4	1	2	4	2	6	4	17	2	4	1	3	40				
11	Louis, Raigyn	6	17	2	5	6	7	1	2	3	2	20	7	2	0	3	39				
13	Richard-Harris, J.	1	5	0	3	0	0	2	1	3	1	2	2	0	0	0	26				
02	Norton, Shanice	0	1	0	0	2	2	0	0	0	0	2	0	0	0	1	11				
03	Pointer, Khayla	2	4	0	2	0	0	0	0	1	4	0	1	0	1	10					
04	Farley, Raven	0	1	0	0	0	0	2	0	2	1	0	1	0	0	5					
30	Cherry, Jalin	2	3	0	0	0	0	0	0	0	4	0	0	0	0	8					
Team		28	63	2	15	14	17	1	2	3	12	72	17	12	4	10	200				
Totals		28-63	2-15	11-17	18	17	35	12	72	17	12	4	10	20	4	10	200				
1st FG %: 6-14 42.9%		2nd: 10-18 55.6%		3rd: 4-14 28.6%		4th: 8-17 47.1%		Game: 28-63 44.4%		Deadball		Rebounds		3FG %: 0-4 0.0%		4th: 0-2 0.0%		Game: 28-63 44.4%		Deadball	
FT %: 4-4 100.0%		0-0 0.0%		5-5 100.0%		5-8 62.5%		2-15 13.3%		14-17 82.4%		2		4-4 100.0%		6-8 75.0%		11-15 73.3%		Rebounds	

Kentucky 70 • 12-12, 4-6 SEC

#	Player	Total			3-Ptr			Rebounds			PF	TP	A	T	Bk	Stl	Min				
		FG	FGA	FT	FGA	FT	FTA	Off	Def	Total											
03	McKinney, KeKe	4	5	2	3	0	0	1	2	3	5	10	2	3	1	0	34				
22	Cann, Makenzie	1	6	1	5	2	2	0	3	3	1	5	3	2	0	2	25				
45	Rice, Alyssa	2	3	0	0	1	1	0	2	2	3	5	0	2	0	0	23				
04	Morris, Maci	6	14	3	6	2	2	0	2	2	1	17	4	2	0	0	32				
24	Murray, Taylor	7	13	0	2	2	2	1	0	1	2	16	6	4	0	1	40				
12	Paschal, Amanda	4	6	1	2	1	3	2	2	4	1	10	4	1	0	1	26				
14	Wyatt, Tatyana	1	1	0	0	0	0	1	2	3	2	2	1	0	0	8					
20	Harrison, Dorie	2	4	0	0	1	1	0	1	1	2	5	0	1	1	12					
Team		27	52	7	18	9	11	5	18	23	17	70	20	15	2	4	200				
Totals		27-52	7-18	9-11	5	18	23	17	70	20	15	2	4	20	15	2	4	200			
1st FG %: 2-15 13.3%		2nd: 9-10 90.0%		3rd: 6-11 54.5%		4th: 10-16 62.5%		Game: 27-52 51.9%		Deadball		Rebounds		3FG %: 0-4 0.0%		4th: 3-8 37.5%		Game: 27-52 51.9%		Deadball	
FT %: 1-1 100.0%		2-2 100.0%		3-3 100.0%		4-4 100.0%		9-11 81.8%		1-1 100.0%		7-18 38.9%		1-1 100.0%		2-2 100.0%		10-21 47.6%		Rebounds	

Officials: William L. Smith, Bill Larence, Missy Brooks

Technical fouls: LSU-None, Kentucky-None.

Attendance: 4521

Score by periods	1st	2nd	3rd	4th	Total
LSU	16	22	13	21	72
Kentucky	5	21	17	27	70

Points	In	Off	2nd	Fast	Bench
LSU	15	15	12	3	0
UK	28	13	4	4	17

Last FG - LSU 4th-01:16, UK 4th-00:27.

Largest lead - LSU by 15 3rd-01:18, UK None.

LSU led for 38:35. UK led for 00:00. Game was tied for 01:03.

Score tied - 0 times.

Lead changed - 0 times.

26

KENTUCKY 55, #2 MISSISSIPPI STATE 74 - FINAL

Feb. 11, 2018 • Starkville, Miss. (Humphrey Coliseum)



Official Basketball Box Score - Game Totals - Final Statistics

Kentucky vs Mississippi State
02/11/18 1:02 p.m. at Starkville, Miss. (Humphrey Coliseum)



Kentucky 55 • 12-14 (4-8 SEC)

#	Player	Total			3-Ptr			Rebounds			PF	TP	A	T	Bk	Stl	Min				
		FG	FGA	FT	FGA	FT	FTA	Off	Def	Total											
03	McKinney, KeKe	1	3	0	0	0	0	1	4	5	3	3	1	3	0	0	29				
45	Rice, Alyssa	0	0	0	0	2	2	0	2	2	0	0	0	0	0	0	10				
04	Morris, Maci	7	15	2	5	5	5	1	3	4	5	21	2	4	0	0	31				
22	Cann, Makenzie	1	2	0	0	0	0	1	1	1	3	0	1	0	0	0	22				
24	Murray, Taylor	2	9	1	2	2	2	1	2	3	5	7	2	5	1	2	29				
12	Paschal, Amanda	2	5	0	0	3	3	1	1	2	7	1	2	0	0	0	24				
14	Wyatt, Tatyana	1	5	0	2	2	2	4	3	7	3	3	0	0	0	0	16				
20	Harrison, Dorie	4	12	0	0	0	0	2	7	9	2	8	0	2	0	0	28				
32	Roper, Jaida	1	1	1	1	0	0	1	2	2	3	2	1	0	0	0	11				
Team		3	1	4	4	0	0	3	1	4	1	1	1	1	0	0	200				
Totals		19-52	6-15	11-14	14	25	39	22	55	8	19	3	2	20	0	0	200				
1st FG %: 2-7 28.6%		2nd: 6-17 35.3%		3rd: 7-16 43.8%		4th: 4-12 33.3%		Game: 19-52 36.5%		Deadball		Rebounds		3FG %: 0-1 0.0%		4th: 0-3 0.0%		Game: 19-52 36.5%		Deadball	
FT %: 4-6 66.7%		0-0 0.0%		3-3 100.0%		4-5 80.0%		11-14 78.6%		1-1 100.0%		11-14 78.6%		1-1 100.0%		4-9 44.4%		11-36 30.4%		Rebounds	

Mississippi State 74 • 26-0 (12-0 SEC)

#	Player	Total			3-Ptr			Rebounds			PF	TP	A	T	Bk	Stl	Min				
		FG	FGA	FT	FGA	FT	FTA	Off	Def	Total											
15	Teaira McCowan	7	11	0	0	7	10	6	16	16	3	21	0	3	3	2	34				
01	Blair Schaefer	2	7	2	7	0	0	2	2	1	6	2	0	0	1	0	40				
02	Morgan William	2	4	1	1	1	2	2	2	4	6	8	0	1	1	0	27				
11	Roshunda Johnson	6	12	5	8	0	0	0	0	0	2	17	2	1	0	1	33				
35	Victoria Vivians	8	21	1	5	6	2	5	7	1	23	2	2	2	0	0	40				
10	Jazzmun Holmes	0	2	0	0	1	2	2	2	1	1	2	1	1	1	1	13				
24	Dan Jordanberry	0	2	0	0	0	0	1	1	3	0	1	0	1	0	7					
25	Zion Campbell	0	2	0	0	0	0	0	1	1	0	1	0	0	0	6					
Team		0	2	2	2	0	0	2	2	0	0	0	0	0	0	0	200				
Totals		25-61	9-21	15-20	12	21	33	16	74	18	7	6	8	20	0	0	200				
1st FG %: 6-16 37.5%		2nd: 5-15 33.3%		3rd: 7-15 46.7%		4th: 7-15 46.7%		Game: 25-61 41.0%		Deadball		Rebounds		3FG %: 3-10 30.0%		4th: 0-2 0.0%		Game: 25-61 41.0%		Deadball	
FT %: 7-10 70.0%		5-7 71.4%		2-3 66.7%		3-3 100.0%		15-20 75.0%		1-1 100.0%		15-20 75.0%		1-1 100.0%		4-9 44.4%		11-36 30.4%		Rebounds	

Officials: Sue Blauch, Brian Garland, Gina Cross

Technical fouls: Kentucky-None, Mississippi State-None.

Attendance: 9520

Score by periods	1st	2nd	3rd	4th	Total
Kentucky	8	14	21	12	55
Mississippi State	22	18	16	18	74

Points	In	Off	2nd	Fast	Bench
UK	16	5	4	4	21
MS	30	23	15	2	1

Last FG - UK 4th-01:25, MS 4th-00:15.

Largest lead - UK None, MS by 19 4th-01:41.

UK led for 00:00. MS led for 38:44. Game was tied for 01:02.

Score tied - 1 time.

Lead changed - 0 times.

25

KENTUCKY 78, #15 MISSOURI 83 - FINAL

Feb. 8, 2018 • Columbia, Mo. (Mizzou Arena)



Official Basketball Box Score - Game Totals - Final Statistics

Kentucky vs No. 15 Missouri
02/08/18 8 p.m. at Mizzou Arena



Kentucky 78 • 12-13 (4-7)

#	Player	Total			3-Ptr			Rebounds			PF	TP	A	T	Bk	Stl	Min
		FG	FGA	FT	FGA	FT	FTA	Off	Def	Total							
03	McKinney, KeKe	3	6	0	1	1	1	2	3	5	7	0	1	0	1	27	
04	Morris, Maci	9	17	3	5	1	2	1	2	4	22	0	2	0	0	32	
22	Cann, Makenzie	2	4	2	3	0	0	2	2	3	6	2	0	0	0	23	
24	Murray, Taylor	8	16	1	2	6	9	2	4	6	3	23	4	1	0	39	
45	Rice, Alyssa	0	2	0	0												



Kentucky Women's Basketball
Kentucky Combined Team Statistics (as of Feb 15, 2018)
All games



RECORD:	OVERALL	HOME	AWAY	NEUTRAL
ALL GAMES	13-14	9-6	4-8	0-0
CONFERENCE	5-8	3-4	2-4	0-0
NON-CONFERENCE	8-6	6-2	2-4	0-0

#	Player	gp-gs	min	avg	Total		3-Point		F-Throw		Rebounds				pf	dq	a	to	blk	stl	pts	avg
					fg-fga	fg%	3fg-fga	3fg%	ft-fa	ft%	off	def	tot	avg								
04	Morris, Maci	26-26	756	29.1	155-327	.474	59-127	.465	53-63	.841	15	82	97	3.7	60	2	45	56	13	27	422	16.2
24	Murray, Taylor	27-27	902	33.4	110-256	.430	18-51	.353	78-94	.830	36	82	118	4.4	57	1	109	48	3	62	316	11.7
14	Wyatt, Tatyana	19-4	318	16.7	49-114	.430	13-36	.361	25-34	.735	30	41	71	3.7	42	1	7	20	7	7	136	7.2
45	Rice, Alyssa	27-27	595	22.0	78-155	.503	0-0	.000	33-58	.569	67	103	170	6.3	74	2	22	36	27	10	189	7.0
20	Harrison, Dorie	27-8	440	16.3	71-187	.380	0-0	.000	34-54	.630	42	70	112	4.1	60	2	14	41	20	11	176	6.5
22	Cann, Makenzie	27-27	722	26.7	59-169	.349	39-116	.336	17-19	.895	19	73	92	3.4	29	1	51	26	3	20	174	6.4
32	Roper, Jaida	25-2	498	19.9	48-126	.381	14-37	.378	33-50	.660	10	42	52	2.1	43	1	56	40	6	16	143	5.7
03	McKinney, KeKe	27-14	532	19.7	49-127	.386	13-46	.283	17-22	.773	41	55	96	3.6	53	2	17	42	13	19	128	4.7
12	Paschal, Amanda	25-0	378	15.1	41-97	.423	4-19	.211	16-28	.571	21	27	48	1.9	15	0	29	16	0	8	102	4.1
23	Roach, Kameron	14-0	108	7.7	10-26	.385	0-4	.000	4-4	1.000	1	6	7	0.5	13	0	4	15	1	3	24	1.7
15	Hardin, Jessica	12-0	55	4.6	4-15	.267	4-13	.308	1-2	.500	0	4	4	0.3	4	0	3	3	0	2	13	1.1
02	Poffenberger, Paige	14-0	72	5.1	3-11	.273	0-3	.000	7-9	.778	1	4	5	0.4	10	0	2	3	0	4	13	0.9
00	Haisel, LaShae	10-0	24	2.4	4-5	.800	0-0	.000	0-0	.000	0	3	3	0.3	0	0	2	2	0	0	8	0.8
	Team										66	39	105		2		8					
	Total.....	27	5400		681-1615	.422	164-452	.363	318-437	.728	349	631	980	36.3	462	12	361	356	93	189	1844	68.3
	Opponents.....	27	5400		608-1522	.399	170-515	.330	334-456	.732	313	610	923	34.2	459	-	384	406	110	147	1720	63.7

TEAM STATISTICS	UK	OPP	Date	Opponent	Score	Att.
SCORING	1844	1720	11/10/17	SACRAMENTO STATE	w 101-70	4313
Points per game	68.3	63.7	11/12/17	GARDNER-WEBB	w 72-34	4256
Scoring margin	+4.6	-	11/16/17	at Montana	w 71-54	2808
FIELD GOALS-ATT	681-1615	608-1522	11/19/17	at Washington State	w 73-68	991
Field goal pct	.422	.399	11/22/17	MOREHEAD STATE	w 86-53	4710
3 POINT FG-ATT	164-452	170-515	11/26/17	MARSHALL	w 69-39	4276
3-point FG pct	.363	.330	11/30/17	at Baylor	L 63-90	5356
3-pt FG made per game	6.1	6.3	12/03/17	TENNESSEE TECH	w 82-54	4561
FREE THROWS-ATT	318-437	334-456	12/05/17	EVANSVILLE	w 100-62	4071
Free throw pct	.728	.732	12/08/17	at FGCU	L 64-70	4333
F-Throws made per game	11.8	12.4	12/10/17	at Miami	L 54-65	868
REBOUNDS	980	923	12/17/17	LOUISVILLE	L 63-87	5871
Rebounds per game	36.3	34.2	12/21/17	CALIFORNIA	L 52-62	4753
Rebounding margin	+2.1	-	12/28/17	at Middle Tennessee	L 57-62	4209
ASSISTS	361	384	* 12/31/17	TENNESSEE	L 49-63	8921
Assists per game	13.4	14.2	* 01/04/18	at Texas A&M	L 70-74	3662
TURNOVERS	356	406	* 01/07/18	GEORGIA	L 42-56	5782
Turnovers per game	13.2	15.0	* 01/11/18	at Florida	w 56-53	1509
Turnover margin	+1.9	-	* 01/15/18	at Vanderbilt	L 55-70	2215
Assist/turnover ratio	1.0	0.9	* 01/21/18	SOUTH CAROLINA	L 64-81	6521
STEALS	189	147	* 01/25/18	ALABAMA	w 79-54	4957
Steals per game	7.0	5.4	* 01/29/18	at ARKANSAS	w 76-65	1313
BLOCKS	93	110	* 02/01/18	AUBURN	w 65-48	4151
Blocks per game	3.4	4.1	* 02/04/18	LSU	L 70-72	4521
ATTENDANCE	76970	40214	* 02/08/18	at Mizzou	L 78-83	3430
Home games-Avg/Game	15-5131	12-3351	* 02/11/18	at Mississippi State	L 55-74	9520
Neutral site-Avg/Game	-	0-0	* 02/15/18	ARKANSAS	w 78-57	5306

Score by Periods	1st	2nd	3rd	4th	Totals
Kentucky	441	437	463	503	1844
Opponents	436	397	466	421	1720

* - SEC game



Kentucky Women's Basketball
 Kentucky Combined Team Statistics (as of Feb 15, 2018)
 SEC games only



RECORD:	OVERALL	HOME	AWAY	NEUTRAL
ALL GAMES	5-8	3-4	2-4	0-0
CONFERENCE	5-8	3-4	2-4	0-0
NON-CONFERENCE	0-0	0-0	0-0	0-0

#	Player	gp-gs	min	avg	Total		3-Point		F-Throw		Rebounds				pf	dq	a	to	blk	stl	pts	avg
					fg-fga	fg%	3fg-fga	3fg%	ft-fga	ft%	off	def	tot	avg								
04	Morris, Maci	12-12	344	28.7	72-151	.477	25-58	.431	29-33	.879	4	26	30	2.5	26	1	20	30	2	13	198	16.5
24	Murray, Taylor	13-13	463	35.6	60-138	.435	9-23	.391	35-44	.795	13	30	43	3.3	28	1	57	27	2	35	164	12.6
20	Harrison, Dorie	13-2	263	20.2	46-105	.438	0-0	.000	22-27	.815	19	40	59	4.5	33	1	4	23	11	9	114	8.8
03	McKinney, KeKe	13-9	331	25.5	33-76	.434	7-26	.269	11-12	.917	26	34	60	4.6	30	2	12	26	7	12	84	6.5
22	Cann, Makenzie	13-13	333	25.6	20-76	.263	17-56	.304	8-9	.889	2	32	34	2.6	9	0	21	11	0	11	65	5.0
45	Rice, Alyssa	13-13	257	19.8	27-49	.551	0-0	.000	9-19	.474	26	36	62	4.8	35	0	7	17	9	4	63	4.8
12	Paschal, Amanda	12-0	209	17.4	23-52	.442	3-11	.273	6-11	.545	9	11	20	1.7	6	0	13	11	0	7	55	4.6
14	Wyatt, Tatyana	10-2	151	15.1	14-44	.318	4-14	.286	10-13	.769	7	25	32	3.2	18	1	2	5	1	3	42	4.2
32	Roper, Jaida	12-1	188	15.7	11-42	.262	4-12	.333	10-12	.833	2	19	21	1.8	18	1	18	13	0	6	36	3.0
02	Poffenberger, Paige	8-0	39	4.9	1-3	.333	0-1	.000	7-8	.875	1	3	4	0.5	6	0	1	3	0	3	9	1.1
15	Hardin, Jessica	3-0	4	1.3	1-2	.500	1-2	.500	0-0	.000	0	0	0	0.0	0	0	0	1	0	0	3	1.0
00	Haisel, LaShae	4-0	8	2.0	1-2	.500	0-0	.000	0-0	.000	0	0	0	0.0	0	0	0	0	0	0	2	0.5
23	Roach, Kameron	4-0	10	2.5	1-2	.500	0-1	.000	0-0	.000	0	0	0	0.0	2	0	0	3	0	0	2	0.5
Team											30	17	47		2		6					
Total.....		13	2600		310-742	.418	70-204	.343	147-188	.782	139	273	412	31.7	213	7	155	176	32	103	837	64.4
Opponents.....		13	2600		299-726	.412	91-269	.338	161-208	.774	164	296	460	35.4	211	-	205	201	57	70	850	65.4

TEAM STATISTICS	UK	OPP	Date	Opponent	Score	Att.
SCORING	837	850	* 12/31/17	TENNESSEE	L 49-63	8921
Points per game	64.4	65.4	* 01/04/18	at Texas A&M	L 70-74	3662
Scoring margin	-1.0	-	* 01/07/18	GEORGIA	L 42-56	5782
FIELD GOALS-ATT	310-742	299-726	* 01/11/18	at Florida	w 56-53	1509
Field goal pct	.418	.412	* 01/15/18	at Vanderbilt	L 55-70	2215
3 POINT FG-ATT	70-204	91-269	* 01/21/18	SOUTH CAROLINA	L 64-81	6521
3-point FG pct	.343	.338	* 01/25/18	ALABAMA	w 79-54	4957
3-pt FG made per game	5.4	7.0	* 01/29/18	at ARKANSAS	w 76-65	1313
FREE THROWS-ATT	147-188	161-208	* 02/01/18	AUBURN	w 65-48	4151
Free throw pct	.782	.774	* 02/04/18	LSU	L 70-72	4521
F-Throws made per game	11.3	12.4	* 02/08/18	at Mizzou	L 78-83	3430
REBOUNDS	412	460	* 02/11/18	at Mississippi State	L 55-74	9520
Rebounds per game	31.7	35.4	* 02/15/18	ARKANSAS	w 78-57	5306
Rebounding margin	-3.7	-				
ASSISTS	155	205				
Assists per game	11.9	15.8				
TURNOVERS	176	201				
Turnovers per game	13.5	15.5				
Turnover margin	+1.9	-				
Assist/turnover ratio	0.9	1.0				
STEALS	103	70				
Steals per game	7.9	5.4				
BLOCKS	32	57				
Blocks per game	2.5	4.4				
ATTENDANCE	40159	21649				
Home games-Avg/Game	7-5737	6-3608				
Neutral site-Avg/Game	-	0-0				

Score by Periods	1st	2nd	3rd	4th	Totals
Kentucky	163	202	221	251	837
Opponents	222	191	224	213	850



Kentucky Women's Basketball
Kentucky Combined Team Statistics (as of Feb 15, 2018)
Home games



RECORD:	OVERALL	HOME	AWAY	NEUTRAL
ALL GAMES	9-6	9-6	0-0	0-0
CONFERENCE	3-4	3-4	0-0	0-0
NON-CONFERENCE	6-2	6-2	0-0	0-0

#	Player	gp-gs	min	avg	Total		3-Point		F-Throw		Rebounds				pf	dq	a	to	blk	stl	pts	avg
					fg-fga	fg%	3fg-fga	3fg%	ft-fga	ft%	off	def	tot	avg								
04	Morris, Maci	15-15	406	27.1	91-182	.500	37-75	.493	27-30	.900	7	46	53	3.5	30	0	28	29	11	20	246	16.4
24	Murray, Taylor	15-15	482	32.1	56-138	.406	8-29	.276	32-39	.821	15	39	54	3.6	23	0	64	20	1	32	152	10.1
14	Wyatt, Tatyana	10-0	146	14.6	31-54	.574	8-16	.500	14-20	.700	16	20	36	3.6	14	0	5	8	5	4	84	8.4
45	Rice, Alyssa	15-15	324	21.6	47-84	.560	0-0	.000	21-36	.583	37	60	97	6.5	37	0	18	23	16	6	115	7.7
20	Harrison, Dorie	15-5	244	16.3	39-110	.355	0-0	.000	23-38	.605	24	38	62	4.1	34	2	10	23	13	6	101	6.7
22	Cann, Makenzie	15-15	401	26.7	34-95	.358	22-67	.328	10-10	1.000	12	48	60	4.0	14	0	30	16	2	9	100	6.7
03	McKinney, KeKe	15-9	324	21.6	36-89	.404	9-29	.310	12-17	.706	31	27	58	3.9	25	1	12	27	12	11	93	6.2
32	Roper, Jaida	14-1	297	21.2	28-73	.384	5-19	.263	20-30	.667	4	23	27	1.9	30	1	39	21	5	9	81	5.8
12	Paschal, Amanda	13-0	185	14.2	20-41	.488	2-8	.250	11-19	.579	12	17	29	2.2	4	0	17	7	0	2	53	4.1
23	Roach, Kameron	10-0	84	8.4	7-21	.333	0-3	.000	4-4	1.000	1	6	7	0.7	11	0	4	9	1	3	18	1.8
15	Hardin, Jessica	9-0	41	4.6	4-11	.364	4-10	.400	1-2	.500	0	3	3	0.3	3	0	3	3	0	1	13	1.4
02	Poffenberger, Paige	8-0	43	5.4	2-7	.286	0-2	.000	4-4	1.000	1	3	4	0.5	5	0	1	1	0	2	8	1.0
00	Haisel, LaShae	9-0	23	2.6	4-5	.800	0-0	.000	0-0	.000	0	3	3	0.3	0	0	2	2	0	0	8	0.9
Team											33	30	63		1		4					
Total.....		15	3000		399-910	.438	95-258	.368	179-249	.719	193	363	556	37.1	231	4	233	193	66	105	1072	71.5
Opponents.....		15	3000		324-847	.383	81-268	.302	163-224	.728	166	325	491	32.7	259	-	206	243	67	76	892	59.5

TEAM STATISTICS	UK	OPP	Date	Opponent	Score	Att.
SCORING	1072	892	11/10/17	SACRAMENTO STATE	w 101-70	4313
Points per game	71.5	59.5	11/12/17	GARDNER-WEBB	w 72-34	4256
Scoring margin	+12.0	-	11/22/17	MOREHEAD STATE	w 86-53	4710
FIELD GOALS-ATT	399-910	324-847	11/26/17	MARSHALL	w 69-39	4276
Field goal pct	.438	.383	12/03/17	TENNESSEE TECH	w 82-54	4561
3 POINT FG-ATT	95-258	81-268	12/05/17	EVANSVILLE	w 100-62	4071
3-point FG pct	.368	.302	12/17/17	LOUISVILLE	L 63-87	5871
3-pt FG made per game	6.3	5.4	12/21/17	CALIFORNIA	L 52-62	4753
FREE THROWS-ATT	179-249	163-224	* 12/31/17	TENNESSEE	L 49-63	8921
Free throw pct	.719	.728	* 01/07/18	GEORGIA	L 42-56	5782
F-Throws made per game	11.9	10.9	* 01/21/18	SOUTH CAROLINA	L 64-81	6521
REBOUNDS	556	491	* 01/25/18	ALABAMA	w 79-54	4957
Rebounds per game	37.1	32.7	* 02/01/18	AUBURN	w 65-48	4151
Rebounding margin	+4.3	-	* 02/04/18	LSU	L 70-72	4521
ASSISTS	233	206	* 02/15/18	ARKANSAS	w 78-57	5306
Assists per game	15.5	13.7				
TURNOVERS	193	243				
Turnovers per game	12.9	16.2				
Turnover margin	+3.3	-				
Assist/turnover ratio	1.2	0.8				
STEALS	105	76				
Steals per game	7.0	5.1				
BLOCKS	66	67				
Blocks per game	4.4	4.5				
ATTENDANCE	76970	0				
Home games-Avg/Game	15-5131	0-0				
Neutral site-Avg/Game	-	0-0				

Score by Periods	1st	2nd	3rd	4th	Totals
Kentucky	264	258	258	292	1072
Opponents	242	208	237	205	892



Kentucky Women's Basketball
Kentucky Combined Team Statistics (as of Feb 11, 2018)
Away games



RECORD:	OVERALL	HOME	AWAY	NEUTRAL
ALL GAMES	4-8	0-0	4-8	0-0
CONFERENCE	2-4	0-0	2-4	0-0
NON-CONFERENCE	2-4	0-0	2-4	0-0

#	Player	gp-gs	min	avg	Total		3-Point		F-Throw		Rebounds				pf	dq	a	to	blk	stl	pts	avg
					fg-fga	fg%	3fg-fga	3fg%	ft-fga	ft%	off	def	tot	avg								
04	Morris, Maci	11-11	350	31.8	64-145	.441	22-52	.423	26-33	.788	8	36	44	4.0	30	2	17	27	2	7	176	16.0
24	Murray, Taylor	12-12	420	35.0	54-118	.458	10-22	.455	46-55	.836	21	43	64	5.3	34	1	45	28	2	30	164	13.7
20	Harrison, Dorie	12-3	196	16.3	32-77	.416	0-0	.000	11-16	.688	18	32	50	4.2	26	0	4	18	7	5	75	6.3
22	Cann, Makenzie	12-12	321	26.8	25-74	.338	17-49	.347	7-9	.778	7	25	32	2.7	15	1	21	10	1	11	74	6.2
45	Rice, Alyssa	12-12	271	22.6	31-71	.437	0-0	.000	12-22	.545	30	43	73	6.1	37	2	4	13	11	4	74	6.2
14	Wyatt, Tatyana	9-4	172	19.1	18-60	.300	5-20	.250	11-14	.786	14	21	35	3.9	28	1	2	12	2	3	52	5.8
32	Roper, Jaida	11-1	201	18.3	20-53	.377	9-18	.500	13-20	.650	6	19	25	2.3	13	0	17	19	1	7	62	5.6
12	Paschal, Amanda	12-0	193	16.1	21-56	.375	2-11	.182	5-9	.556	9	10	19	1.6	11	0	12	9	0	6	49	4.1
03	McKinney, KeKe	12-5	208	17.3	13-38	.342	4-17	.235	5-5	1.000	10	28	38	3.2	28	1	5	15	1	8	35	2.9
23	Roach, Kameron	4-0	24	6.0	3-5	.600	0-1	.000	0-0	.000	0	0	0	0.0	2	0	0	6	0	0	6	1.5
02	Poffenberger, Paige	6-0	29	4.8	1-4	.250	0-1	.000	3-5	.600	0	1	1	0.2	5	0	1	2	0	2	5	0.8
15	Hardin, Jessica	3-0	14	4.7	0-4	.000	0-3	.000	0-0	.000	0	1	1	0.3	1	0	0	0	0	1	0	0.0
00	Haisel, LaShae	1-0	1	1.0	0-0	.000	0-0	.000	0-0	.000	0	0	0	0.0	0	0	0	0	0	0	0	0.0
Team											33	9	42		1		4					
Total.....		12	2400		282-705	.400	69-194	.356	139-188	.739	156	268	424	35.3	231	8	128	163	27	84	772	64.3
Opponents.....		12	2400		284-675	.421	89-247	.360	171-232	.737	147	285	432	36.0	200	-	178	163	43	71	828	69.0

TEAM STATISTICS	UK	OPP	Date	Opponent	Score	Att.
SCORING	772	828	11/16/17	at Montana	w 71-54	2808
Points per game	64.3	69.0	11/19/17	at Washington State	w 73-68	991
Scoring margin	-4.7	-	11/30/17	at Baylor	L 63-90	5356
FIELD GOALS-ATT	282-705	284-675	12/08/17	at FGCU	L 64-70	4333
Field goal pct	.400	.421	12/10/17	at Miami	L 54-65	868
3 POINT FG-ATT	69-194	89-247	12/28/17	at Middle Tennessee	L 57-62	4209
3-point FG pct	.356	.360	* 01/04/18	at Texas A&M	L 70-74	3662
3-pt FG made per game	5.8	7.4	* 01/11/18	at Florida	w 56-53	1509
FREE THROWS-ATT	139-188	171-232	* 01/15/18	at Vanderbilt	L 55-70	2215
Free throw pct	.739	.737	* 01/29/18	at ARKANSAS	w 76-65	1313
F-Throws made per game	11.6	14.3	* 02/08/18	at Mizzou	L 78-83	3430
REBOUNDS	424	432	* 02/11/18	at Mississippi State	L 55-74	9520
Rebounds per game	35.3	36.0				
Rebounding margin	-0.7	-				
ASSISTS	128	178				
Assists per game	10.7	14.8				
TURNOVERS	163	163				
Turnovers per game	13.6	13.6				
Turnover margin	+0.0	-				
Assist/turnover ratio	0.8	1.1				
STEALS	84	71				
Steals per game	7.0	5.9				
BLOCKS	27	43				
Blocks per game	2.3	3.6				
ATTENDANCE	0	40214				
Home games-Avg/Game	0-0	12-3351				
Neutral site-Avg/Game	-	0-0				

Score by Periods	1st	2nd	3rd	4th	Totals
Kentucky	177	179	205	211	772
Opponents	194	189	229	216	828



Kentucky Women's Basketball
 Kentucky Combined Team Statistics (as of Feb 15, 2018)
 Last 5 Games



RECORD:	OVERALL	HOME	AWAY	NEUTRAL
ALL GAMES	2-3	2-1	0-2	0-0
CONFERENCE	2-3	2-1	0-2	0-0
NON-CONFERENCE	0-0	0-0	0-0	0-0

#	Player	gp-gs	min	avg	Total		3-Point		F-Throw		Rebounds				pf	dq	a	to	blk	stl	pts	avg
					fg-fga	fg%	3fg-fga	3fg%	ft-fa	ft%	off	def	tot	avg								
04	Morris, Maci	5-5	150	30.0	34-67	.507	15-28	.536	15-16	.938	2	13	15	3.0	12	1	9	18	0	4	98	19.6
24	Murray, Taylor	5-5	170	34.0	21-53	.396	3-9	.333	17-21	.810	5	12	17	3.4	15	1	20	11	1	12	62	12.4
20	Harrison, Dorie	5-0	88	17.6	18-34	.529	0-0	.000	5-5	1.000	6	14	20	4.0	16	1	0	6	5	2	41	8.2
03	McKinney, KeKe	5-5	146	29.2	14-29	.483	4-11	.364	8-9	.889	11	11	22	4.4	14	2	7	10	2	4	40	8.0
45	Rice, Alyssa	5-5	99	19.8	12-18	.667	0-0	.000	5-9	.556	9	14	23	4.6	10	0	1	9	5	3	29	5.8
12	Paschal, Amanda	5-0	114	22.8	11-24	.458	1-5	.200	5-7	.714	4	9	13	2.6	2	0	8	6	0	3	28	5.6
14	Wyatt, Tatyana	5-0	60	12.0	6-14	.429	4-10	.400	6-7	.857	6	8	14	2.8	9	0	2	1	0	1	22	4.4
22	Cann, Makenzie	5-5	118	23.6	4-22	.182	4-17	.235	2-2	1.000	0	18	18	3.6	5	0	11	5	0	4	14	2.8
15	Hardin, Jessica	2-0	3	1.5	1-2	.500	1-2	.500	0-0	.000	0	0	0	0.0	0	0	0	1	0	0	3	1.5
32	Roper, Jaida	4-0	39	9.8	2-9	.222	1-3	.333	0-0	.000	1	2	3	0.8	3	0	5	1	0	1	5	1.3
02	Poffenberger, Paige	2-0	4	2.0	1-1	1.000	0-0	.000	0-0	.000	1	0	1	0.5	0	0	1	0	0	0	2	1.0
00	Haisel, LaShae	2-0	5	2.5	1-2	.500	0-0	.000	0-0	.000	0	0	0	0.0	0	0	0	0	0	0	2	1.0
23	Roach, Kameron	2-0	4	2.0	0-0	.000	0-0	.000	0-0	.000	0	0	0	0.0	2	0	0	1	0	0	0	0.0
Team											8	10	18		1		2					
Total.....		5	1000		125-275	.455	33-85	.388	63-76	.829	53	111	164	32.8	89	5	64	71	13	34	346	69.2
Opponents.....		5	1000		120-290	.414	37-112	.330	57-78	.731	63	94	157	31.4	78	-	80	67	18	31	334	66.8

TEAM STATISTICS	UK	OPP	Date	Opponent	Score	Att.
SCORING	346	334	* 02/01/18	AUBURN	w 65-48	4151
Points per game	69.2	66.8	* 02/04/18	LSU	L 70-72	4521
Scoring margin	+2.4	-	* 02/08/18	at Mizzou	L 78-83	3430
FIELD GOALS-ATT	125-275	120-290	* 02/11/18	at Mississippi State	L 55-74	9520
Field goal pct	.455	.414	* 02/15/18	ARKANSAS	w 78-57	5306
3 POINT FG-ATT	33-85	37-112	* - SEC game			
3-point FG pct	.388	.330				
3-pt FG made per game	6.6	7.4				
FREE THROWS-ATT	63-76	57-78				
Free throw pct	.829	.731				
F-Throws made per game	12.6	11.4				
REBOUNDS	164	157				
Rebounds per game	32.8	31.4				
Rebounding margin	+1.4	-				
ASSISTS	64	80				
Assists per game	12.8	16.0				
TURNOVERS	71	67				
Turnovers per game	14.2	13.4				
Turnover margin	-0.8	-				
Assist/turnover ratio	0.9	1.2				
STEALS	34	31				
Steals per game	6.8	6.2				
BLOCKS	13	18				
Blocks per game	2.6	3.6				
ATTENDANCE	13978	12950				
Home games-Avg/Game	3-4659	2-6475				
Neutral site-Avg/Game	-	0-0				

Score by Periods	1st	2nd	3rd	4th	Totals
Kentucky	58	90	83	115	346
Opponents	96	80	75	83	334



Kentucky Women's Basketball
Kentucky Game-by-Game Highs (as of Feb 15, 2018)
All games



Opponent	Date	Score	Points	Rebounds	Assists	Steals	Blocked shots
SACRAMENTO STATE	11/10/17	101-70	22-Murray, Taylor	9-Harrison, Dorie	3-Murray, Taylor Roper, Jaida Harrison, Dorie Roach, Kameron	2-McKinney, KeKe	1-Murray, Taylor Rice, Alyssa Roper, Jaida Harrison, Dorie Roach, Kameron
GARDNER-WEBB	11/12/17	72-34	11-Rice, Alyssa	10-Morris, Maci	4-Morris, Maci	1-Cann, Makenzie Murray, Taylor Morris, Maci	3-Morris, Maci
at Montana	11/16/17	71-54	18-Murray, Taylor	12-Murray, Taylor	3-Murray, Taylor Roper, Jaida	3-Murray, Taylor	1-Morris, Maci Rice, Alyssa
at Washington State	11/19/17	73-68	20-Morris, Maci	10-Cann, Makenzie	8-Murray, Taylor	4-Murray, Taylor	1-Rice, Alyssa Roper, Jaida
MOREHEAD STATE	11/22/17	86-53	19-Morris, Maci	10-Cann, Makenzie	6-Murray, Taylor	3-Morris, Maci	3-McKinney, KeKe
MARSHALL	11/26/17	69-39	19-Rice, Alyssa	10-Rice, Alyssa	5-Roper, Jaida	2-Morris, Maci	2-Rice, Alyssa Roper, Jaida
at Baylor	11/30/17	63-90	22-Morris, Maci	7-Harrison, Dorie	5-Murray, Taylor	1-Roper, Jaida Murray, Taylor	1-Harrison, Dorie Rice, Alyssa Cann, Makenzie
TENNESSEE TECH	12/03/17	82-54	16-Morris, Maci	7-Harrison, Dorie	6-Roper, Jaida	3-Murray, Taylor	3-Wyatt, Tatyana Morris, Maci
EVANSVILLE	12/05/17	100-62	20-Wyatt, Tatyana Morris, Maci	10-Wyatt, Tatyana	6-Roper, Jaida Cann, Makenzie	1-Wyatt, Tatyana Murray, Taylor Roach, Kameron Rice, Alyssa Roper, Jaida	5-Harrison, Dorie
at FGCU	12/08/17	64-70	19-Murray, Taylor	10-Cann, Makenzie	2-Roper, Jaida Morris, Maci Cann, Makenzie	2-Cann, Makenzie Roper, Jaida Murray, Taylor	1-Wyatt, Tatyana Rice, Alyssa
at Miami	12/10/17	54-65	18-Morris, Maci	12-Rice, Alyssa	2-Cann, Makenzie Murray, Taylor	2-Morris, Maci	1-Morris, Maci Rice, Alyssa
LOUISVILLE	12/17/17	63-87	16-Morris, Maci	7-Murray, Taylor	7-Murray, Taylor	5-Murray, Taylor	1-Rice, Alyssa Morris, Maci
CALIFORNIA	12/21/17	52-62	21-Morris, Maci	10-Rice, Alyssa	3-Murray, Taylor	2-Rice, Alyssa Murray, Taylor Roper, Jaida	1-Rice, Alyssa
at Middle Tennessee	12/28/17	57-62	13-Morris, Maci	8-Rice, Alyssa	3-Cann, Makenzie Morris, Maci	2-Murray, Taylor Morris, Maci	4-Rice, Alyssa
TENNESSEE	12/31/17	49-63	18-Morris, Maci	8-Rice, Alyssa	3-Murray, Taylor	4-Murray, Taylor	1-McKinney, KeKe Harrison, Dorie
at Texas A&M	01/04/18	70-74	22-Morris, Maci	8-Rice, Alyssa	6-Murray, Taylor	2-McKinney, KeKe	None
GEORGIA	01/07/18	42-56	10-Cann, Makenzie	9-Harrison, Dorie	4-Murray, Taylor	2-Murray, Taylor Morris, Maci	2-Rice, Alyssa
at Florida	01/11/18	56-53	19-Murray, Taylor	6-Wyatt, Tatyana Morris, Maci Roper, Jaida Murray, Taylor	2-Murray, Taylor Harrison, Dorie Morris, Maci	3-Murray, Taylor	1-Murray, Taylor
at Vanderbilt	01/15/18	55-70	23-Murray, Taylor	6-McKinney, KeKe Rice, Alyssa	3-Murray, Taylor	7-Murray, Taylor	2-Harrison, Dorie
SOUTH CAROLINA	01/21/18	64-81	19-Morris, Maci	7-Harrison, Dorie McKinney, KeKe	4-Morris, Maci	2-Morris, Maci	2-McKinney, KeKe
ALABAMA	01/25/18	79-54	20-Murray, Taylor	5-Cann, Makenzie Harrison, Dorie McKinney, KeKe	10-Murray, Taylor	3-Murray, Taylor	2-Rice, Alyssa



Kentucky Women's Basketball
Kentucky Game-by-Game Highs (as of Feb 15, 2018)
All games



Opponent	Date	Score	Points	Rebounds	Assists	Steals	Blocked shots
at ARKANSAS	01/29/18	76-65	16-Harrison, Dorie	12-McKinney, KeKe	7-Murray, Taylor	2-Murray, Taylor McKinney, KeKe Paschal, Amanda Cann, Makenzie Harrison, Dorie	1-McKinney, KeKe Harrison, Dorie
AUBURN	02/01/18	65-48	18-Morris, Maci	9-Rice, Alyssa	5-Murray, Taylor	5-Murray, Taylor	1-Harrison, Dorie McKinney, KeKe
LSU	02/04/18	70-72	17-Morris, Maci	4-Paschal, Amanda	6-Murray, Taylor	2-Cann, Makenzie	1-Harrison, Dorie McKinney, KeKe
at Mizzou	02/08/18	78-83	23-Murray, Taylor	6-Murray, Taylor	4-Murray, Taylor	3-Murray, Taylor	2-Rice, Alyssa
at Mississippi State	02/11/18	55-74	21-Morris, Maci	9-Harrison, Dorie	2-Roper, Jaida Morris, Maci Murray, Taylor	2-Murray, Taylor	2-Harrison, Dorie
ARKANSAS	02/15/18	78-57	20-Morris, Maci	9-Rice, Alyssa	4-Cann, Makenzie	2-Morris, Maci	3-Rice, Alyssa



Kentucky Women's Basketball
 Kentucky Team Game-by-Game (as of Feb 15, 2018)
 All games



TEAM STATISTICS

Opponent	Date	Score	W/L	Total		3-Pointers		Free throws		Rebounds				pf	a	t/o	blk	stl	pts	avg
				fg-fga	pct	3fg-fga	pct	ft-fa	pct	off	def	tot	avg							
SACRAMENTO STATE	11/10/17	101-70	W	35-70	.500	9-20	.450	22-28	.786	14	28	42	42.0	16	18	11	5	6	101	101.0
GARDNER-WEBB	11/12/17	72-34	W	31-73	.425	4-18	.222	6-8	.750	17	36	53	47.5	14	14	7	6	3	72	86.5
at Montana	11/16/17	71-54	W	25-58	.431	8-26	.308	13-15	.867	12	29	41	45.3	23	14	11	2	7	71	81.3
at Washington State	11/19/17	73-68	W	27-65	.415	7-22	.318	12-15	.800	21	27	48	46.0	12	17	17	2	8	73	79.2
MOREHEAD STATE	11/22/17	86-53	W	31-55	.564	10-17	.588	14-22	.636	10	30	40	44.8	22	25	14	6	8	86	80.6
MARSHALL	11/26/17	69-39	W	26-63	.413	7-15	.467	10-16	.625	20	27	47	45.2	9	17	11	5	6	69	78.7
at Baylor	11/30/17	63-90	L	19-59	.322	11-19	.579	14-26	.538	17	19	36	43.9	15	11	15	3	2	63	76.4
TENNESSEE TECH	12/03/17	82-54	W	32-66	.485	6-17	.353	12-18	.667	18	28	46	44.1	20	22	14	9	7	82	77.1
EVANSVILLE	12/05/17	100-62	W	40-70	.571	8-17	.471	12-24	.500	17	21	38	43.4	15	23	6	10	5	100	79.7
at FGCU	12/08/17	64-70	L	26-66	.394	2-9	.222	10-14	.714	16	26	42	43.3	22	8	16	2	8	64	78.1
at Miami	12/10/17	54-65	L	20-63	.317	5-19	.263	9-12	.750	13	28	41	43.1	25	6	15	2	5	54	75.9
LOUISVILLE	12/17/17	63-87	L	22-49	.449	6-12	.500	13-20	.650	5	20	25	41.6	17	12	16	2	5	63	74.8
CALIFORNIA	12/21/17	52-62	L	18-68	.265	7-20	.350	9-12	.750	25	18	43	41.7	15	7	12	1	9	52	73.1
at Middle Tennessee	12/28/17	57-62	L	19-48	.396	4-17	.235	15-19	.789	5	21	26	40.6	24	12	15	6	7	57	71.9
TENNESSEE	12/31/17	49-63	L	20-66	.303	5-25	.200	4-6	.667	9	22	31	39.9	13	9	12	2	10	49	70.4
at Texas A&M	01/04/18	70-74	L	27-61	.443	7-18	.389	9-10	.900	11	16	27	39.1	19	15	9	0	3	70	70.4
GEORGIA	01/07/18	42-56	L	11-54	.204	3-14	.214	17-23	.739	11	26	37	39.0	22	6	18	5	8	42	68.7
at Florida	01/11/18	56-53	W	23-55	.418	6-12	.500	4-7	.571	10	26	36	38.8	8	10	12	1	6	56	68.0
at Vanderbilt	01/15/18	55-70	L	20-59	.339	1-10	.100	14-19	.737	13	18	31	38.4	19	7	14	2	16	55	67.3
SOUTH CAROLINA	01/21/18	64-81	L	24-62	.387	5-17	.294	11-15	.733	15	12	27	37.8	15	11	16	3	6	64	67.2
ALABAMA	01/25/18	79-54	W	33-51	.647	5-12	.417	8-10	.800	4	20	24	37.2	11	19	11	4	8	79	67.7
at ARKANSAS	01/29/18	76-65	W	27-59	.458	5-11	.455	17-22	.773	13	22	35	37.1	17	14	13	2	12	76	68.1
AUBURN	02/01/18	65-48	W	20-51	.392	6-17	.353	19-22	.864	13	23	36	37.0	11	16	20	2	16	65	68.0
LSU	02/04/18	70-72	L	27-52	.519	7-18	.389	9-11	.818	5	18	23	36.5	17	20	15	2	4	70	68.0
at Mizzou	02/08/18	78-83	L	30-60	.500	7-16	.438	11-15	.733	11	11	22	35.9	25	6	7	2	8	78	68.4
at Mississippi State	02/11/18	55-74	L	19-52	.365	6-15	.400	11-14	.786	14	25	39	36.0	22	8	19	3	2	55	67.9
ARKANSAS	02/15/18	78-57	W	29-60	.483	7-19	.368	13-14	.929	10	34	44	36.3	14	14	10	4	4	78	68.3
Kentucky				1844	.422	164-452	.363	318-437	.728	349	631	980	36.3	462	361	356	93	189	1844	68.3
Opponents				1720	.399	170-515	.330	334-456	.732	313	610	923	34.2	459	384	406	110	147	1720	63.7

Games played: 27
 Points/game: 68.3
 FG Pct: 42.2
 3FG Pct: 36.3
 FT Pct: 72.8

Rebounds/game: 36.3
 Assists/game: 13.4
 Turnovers/game: 13.2
 Assist/turnover ratio: 1.0
 Steals/game: 7.0
 Blocks/game: 3.4



Kentucky Women's Basketball
Kentucky Opponent Game-by-Game (as of Feb 15, 2018)
All games



OPPONENT STATISTICS

Opponent	Date	Score		Total		3-Pointers		Free throws		Rebounds				pf	a	t/o	blk	stl	pts	avg
				fg-fga	pct	3fg-fga	pct	ft-fta	pct	off	def	tot	avg							
SACRAMENTO STATE	11/10/17	101-70	W	26-72	.361	5-25	.200	13-18	.722	17	25	42	42.0	25	15	16	4	8	70	70.0
GARDNER-WEBB	11/12/17	72-34	W	14-55	.255	3-15	.200	3-8	.375	5	23	28	35.0	13	7	16	5	2	34	52.0
at Montana	11/16/17	71-54	W	16-56	.286	4-19	.211	18-25	.720	14	22	36	35.3	13	12	10	3	4	54	52.7
at Washington State	11/19/17	73-68	W	29-70	.414	5-19	.263	5-5	1.000	13	19	32	34.5	17	12	12	3	8	68	56.5
MOREHEAD STATE	11/22/17	86-53	W	18-66	.273	3-17	.176	14-21	.667	19	18	37	35.0	17	7	15	6	5	53	55.8
MARSHALL	11/26/17	69-39	W	14-47	.298	3-10	.300	8-9	.889	5	17	22	32.8	15	6	16	1	4	39	53.0
at Baylor	11/30/17	63-90	L	35-65	.538	9-17	.529	11-16	.688	13	29	42	34.1	20	21	13	8	6	90	58.3
TENNESSEE TECH	12/03/17	82-54	W	17-51	.333	3-13	.231	17-20	.850	6	17	23	32.8	19	12	16	3	2	54	57.8
EVANSVILLE	12/05/17	100-62	W	22-47	.468	8-19	.421	10-11	.909	4	19	23	31.7	22	14	20	1	3	62	58.2
at FGCU	12/08/17	64-70	L	23-50	.460	9-23	.391	15-27	.556	8	26	34	31.9	15	12	16	2	7	70	59.4
at Miami	12/10/17	54-65	L	24-60	.400	2-15	.133	15-28	.536	14	29	43	32.9	17	15	12	6	9	65	59.9
LOUISVILLE	12/17/17	63-87	L	33-68	.485	10-23	.435	11-16	.688	15	21	36	33.2	24	22	11	3	4	87	62.2
CALIFORNIA	12/21/17	52-62	L	21-44	.477	8-14	.571	12-18	.667	8	23	31	33.0	12	15	17	6	6	62	62.2
at Middle Tennessee	12/28/17	57-62	L	17-45	.378	7-17	.412	21-26	.808	8	26	34	33.1	19	9	15	2	9	62	62.1
TENNESSEE	12/31/17	49-63	L	23-57	.404	5-17	.294	12-15	.800	14	36	50	34.2	15	18	21	7	5	63	62.2
at Texas A&M	01/04/18	70-74	L	24-51	.471	8-15	.533	18-22	.818	12	22	34	34.2	16	15	12	2	4	74	62.9
GEORGIA	01/07/18	42-56	L	15-54	.278	4-15	.267	22-26	.846	13	33	46	34.9	22	9	18	13	9	56	62.5
at Florida	01/11/18	56-53	W	20-61	.328	10-36	.278	3-4	.750	16	22	38	35.1	10	15	13	3	5	53	62.0
at Vanderbilt	01/15/18	55-70	L	24-53	.453	7-16	.438	15-16	.938	12	30	42	35.4	21	17	19	1	5	70	62.4
SOUTH CAROLINA	01/21/18	64-81	L	32-53	.604	6-12	.500	11-18	.611	9	25	34	35.3	17	23	17	8	6	81	63.3
ALABAMA	01/25/18	79-54	W	20-51	.392	5-18	.278	9-12	.750	11	15	26	34.9	13	13	16	2	2	54	62.9
at ARKANSAS	01/29/18	76-65	W	21-56	.375	9-28	.321	14-17	.824	14	19	33	34.8	19	15	18	3	3	65	63.0
AUBURN	02/01/18	65-48	W	20-50	.400	5-19	.263	3-6	.500	9	18	27	34.5	18	13	25	4	7	48	62.3
LSU	02/04/18	70-72	L	28-63	.444	2-15	.133	14-17	.824	18	17	35	34.5	12	17	12	4	10	72	62.8
at Mizou	02/08/18	78-83	L	26-47	.553	10-21	.476	21-26	.808	11	20	31	34.4	17	17	16	4	3	83	63.6
at Mississippi State	02/11/18	55-74	L	25-61	.410	9-21	.429	15-20	.750	12	21	33	34.3	16	18	7	6	8	74	64.0
ARKANSAS	02/15/18	78-57	W	21-69	.304	11-36	.306	4-9	.444	13	18	31	34.2	15	15	7	0	3	57	63.7
Opponents		1720		608-1522	.399	170-515	.330	334-456	.732	313	610	923	34.2	459	384	406	110	147	1720	63.7
Kentucky		1844		681-1615	.422	164-452	.363	318-437	.728	349	631	980	36.3	462	361	356	93	189	1844	68.3

Games played: 27
Points/game: 63.7
FG Pct: 39.9
3FG Pct: 33.0
FT Pct: 73.2

Rebounds/game: 34.2
Assists/game: 14.2
Turnovers/game: 15.0
Assist/turnover ratio: 0.9
Steals/game: 5.4
Blocks/game: 4.1



Kentucky Women's Basketball
 Kentucky Team Game-by-Game Comparison (as of Feb 15, 2018)
 All games



Opponent	1st	2nd	Score	Mar	Total FG	FG Pct	3-Pointers	3FG Pct	Free Throws	FT Pct	Rebounds	Assist	T/Over	Block	Steal	Fouls	
SACRAMENTO STATE	56/42	45/28	101-70	+31	35-70/26-72	.500/.361	9-20/5-25	.450/.200	22-28/13-18	.786/.722	42/42	-	18/15	11/16	5/4	6/8	16/25
GARDNER-WEBB	35/16	37/18	72-34	+38	31-73/14-55	.425/.255	4-18/3-15	.222/.200	6-8/3-8	.750/.375	53/28	+25	14/7	7/16	6/5	3/2	14/13
Montana	27/27	44/27	71-54	+17	25-58/16-56	.431/.286	8-26/4-19	.308/.211	13-15/18-25	.867/.720	41/36	+5	14/12	11/10	2/3	7/4	23/13
Washington State	34/35	39/33	73-68	+5	27-65/29-70	.415/.414	7-22/5-19	.318/.263	12-15/5-5	.800/1000	48/32	+16	17/12	17/12	2/3	8/8	12/17
MOREHEAD STATE	46/27	40/26	86-53	+33	31-55/18-66	.564/.273	10-17/3-17	.588/.176	14-22/14-21	.636/.667	40/37	+3	25/7	14/15	6/6	8/5	22/17
MARSHALL	37/21	32/18	69-39	+30	26-63/14-47	.413/.298	7-15/3-10	.467/.300	10-16/8-9	.625/.889	47/22	+25	17/6	11/16	5/1	6/4	9/15
Baylor	34/50	29/40	63-90	(27)	19-59/35-65	.322/.538	11-19/9-17	.579/.529	14-26/11-16	.538/.688	36/42	(6)	11/21	15/13	3/8	2/6	15/20
TENNESSEE TECH	49/24	33/30	82-54	+28	32-66/17-51	.485/.333	6-17/3-13	.353/.231	12-18/17-20	.667/.850	46/23	+23	22/12	14/16	9/3	7/2	20/19
EVANSVILLE	55/23	45/39	100-62	+38	40-70/22-47	.571/.468	8-17/8-19	.471/.421	12-24/10-11	.500/.909	38/23	+15	23/14	6/20	10/1	5/3	15/22
FGCU	26/35	38/35	64-70	(6)	26-66/23-50	.394/.460	2-9/9-23	.222/.391	10-14/15-27	.714/.556	42/34	+8	8/12	16/16	2/2	8/7	22/15
Miami	30/23	24/42	54-65	(11)	20-63/24-60	.317/.400	5-19/2-15	.263/.133	9-12/15-28	.750/.536	41/43	(2)	6/15	15/12	2/6	5/9	25/17
LOUISVILLE	25/47	38/40	63-87	(24)	22-49/33-68	.449/.485	6-12/10-23	.500/.435	13-20/11-16	.650/.688	25/36	(11)	12/22	16/11	2/3	5/4	17/24
CALIFORNIA	27/30	25/32	52-62	(10)	18-68/21-44	.265/.477	7-20/8-14	.350/.571	9-12/12-18	.750/.667	43/31	+12	7/15	12/17	1/6	9/6	15/12
Middle Tennessee	32/20	25/42	57-62	(5)	19-48/17-45	.396/.378	4-17/7-17	.235/.412	15-19/21-26	.789/.808	26/34	(8)	12/9	15/15	6/2	7/9	24/19
TENNESSEE	20/36	29/27	49-63	(14)	20-66/23-57	.303/.404	5-25/5-17	.200/.294	4-6/12-15	.667/.800	31/50	(19)	9/18	12/21	2/7	10/5	13/15
Texas A&M	36/39	34/35	70-74	(4)	27-61/24-51	.443/.471	7-18/8-15	.389/.533	9-10/18-22	.900/.818	27/34	(7)	15/15	9/12	0/2	3/4	19/16
GEORGIA	24/26	18/30	42-56	(14)	11-54/15-54	.204/.278	3-14/4-15	.214/.267	17-23/22-26	.739/.846	37/46	(9)	6/9	18/18	5/13	8/9	22/22
Florida	20/18	36/35	56-53	+3	23-55/20-61	.418/.328	6-12/10-36	.500/.278	4-7/3-4	.571/.750	36/38	(2)	10/15	12/13	1/3	6/5	8/10
Vanderbilt	20/29	35/41	55-70	(15)	20-59/24-53	.339/.453	1-10/7-16	.100/.438	14-19/15-16	.737/.938	31/42	(11)	7/17	14/19	2/1	16/5	19/21
SOUTH CAROLINA	20/34	44/47	64-81	(17)	24-62/32-53	.387/.604	5-17/6-12	.294/.500	11-15/11-18	.733/.611	27/34	(7)	11/23	16/17	3/8	6/6	15/17
ALABAMA	34/29	45/25	79-54	+25	33-51/20-51	.647/.392	5-12/5-18	.417/.278	8-10/9-12	.800/.750	24/26	(2)	19/13	11/16	4/2	8/2	11/13
ARKANSAS	43/26	33/39	76-65	+11	27-59/21-56	.458/.375	5-11/9-28	.455/.321	17-22/14-17	.773/.824	35/33	+2	14/15	13/18	2/3	12/3	17/19
AUBURN	29/25	36/23	65-48	+17	20-51/20-50	.392/.400	6-17/5-19	.353/.263	19-22/3-6	.864/.500	36/27	+9	16/13	20/25	2/4	16/7	11/18
LSU	26/38	44/34	70-72	(2)	27-52/28-63	.519/.444	7-18/2-15	.389/.133	9-11/14-17	.818/.824	23/35	(12)	20/17	15/12	2/4	4/10	17/12
Mizzou	32/41	46/42	78-83	(5)	30-60/26-47	.500/.553	7-16/10-21	.438/.476	11-15/21-26	.733/.808	22/31	(9)	6/17	7/16	2/4	8/3	25/17
Mississippi State	22/40	33/34	55-74	(19)	19-52/25-61	.365/.410	6-15/9-21	.400/.429	11-14/15-20	.786/.750	39/33	+6	8/18	19/7	3/6	2/8	22/16
ARKANSAS	39/32	39/25	78-57	+21	29-60/21-69	.483/.304	7-19/11-36	.368/.306	13-14/4-9	.929/.444	44/31	+13	14/15	10/7	4/0	4/3	14/15

Note: Game totals are displayed in the format TEAM/OPPONENT for each category