

KENTUCKY

2017-18 WILDCATS

#15/14 TENNESSEE (17-5, 7-3) at #24/24 KENTUCKY (17-6, 6-4)

Tuesday, Feb. 6 • 7 p.m. ET • Rupp Arena (23,000) • Lexington, Ky.

#UTvsUK • @KentuckyMBB

Starters Last Game



3

Hamidou Diallo

6-5 • 198 • Guard • Freshman
Queens, N.Y. | Putnam Science Academy

Logging 12.0 points and 4.3 rebounds a game | Scored in double figures in 13 games | Top vertical on team at 44.5 inches | SEC Freshman of the Week on Dec. 18



4

Nick Richards

6-11 • 240 • Forward • Freshman
Kingston, Jamaica | The Patrick School

Breakout game with 25 points and 15 rebounds vs. Fort Wayne | Averaging 6.8 points and 5.4 rebounds | Leads the team with 1.2 blocks per game



5

Kevin Knox

6-9 • 215 • Forward • Freshman
Tampa, Fla. | Tampa Catholic

Leading UK with 15.1 points per game | Naismith and USBWA National Player of the Week on Jan. 30 | Scored a career-high 34 points in road win at West Virginia



22

Shai Gilgeous-Alexander

6-6 • 180 • Guard • Freshman
Hamilton, Ontario | Hamilton Heights

Poured in 30 points on 12-of-19 shooting and 5 of 5 from the line in OT win over Vandy | Scored in double figures in 15 games, including 9 of last 12 | Averages 12.7 points



25

PJ Washington

6-7 • 236 • Forward • Freshman
Dallas | Findlay Prep

Scored in double figures in nine of 12 games from Dec. 9 to Jan. 23 | Career-high 22 points in win over Mississippi State | Averaging 10.3 points and 5.1 boards a game

Need to Know

- With a win over UIC, John Calipari earned his 700th on-court win as a collegiate head coach. He is the fourth-fastest coach to 700 wins
- Calipari moved past Tubby Smith for the third-most wins in UK history with a victory at home vs. Mississippi State. He's behind only Adolph Rupp (876) and Joe B. Hall (297) for wins in school history and now has 266 wins
- This Kentucky team is considered the least experienced team in the history of Ken Pomeroy's experience rankings
- UK is the only school with six freshmen leading the team in scoring
- The Wildcats are holding opponents to just 28.9 percent from the 3-point line, the third-best mark in the country
- Since the SEC's inception in 1932-33, the Wildcats have been the most dominant team in the league, recording a 978-274 mark (.781) in regular-season conference play
- UK is 42-9 in bounce back games following a loss under Cal. UK's average margin of victory is 14.7 points

Last Time Out

- Shai Gilgeous-Alexander scored 15 points but could not help UK overcome a tough day shooting in a 69-60 loss to Missouri on the road
- It marked the first loss to the Tigers in program history. UK entered the game 10-0 against Missouri
- UK scored 18 points in the first half, its lowest output since scoring 16 vs. West Virginia on Nov. 29, 2008
- UK shot 20.0 percent in the first half (6 of 30), its worst shooting half of the season and the lowest field-goal percentage half since a 17.2-percent output vs. South Carolina on March 1, 2014
- Jarred Vanderbilt had a career-high eight points and added a game-high 10 rebounds
- Kentucky outrebounded Missouri 40-36 and falls to 15-2 this season when outrebounding its opponent
- UK forced 20 Tiger turnovers but could only turn that into 15 points
- Kentucky hauled in 20 offensive rebounds, one shy of a season high

The Basics

Series Breakdown
Overall - UK leads 153-70
In Lexington, Ky. - UK leads 92-16
Calipari vs. UT - 14-8
Barnes vs. UK - 4-4
Current UK Streak - Lost 1



John Calipari

Overall Record: 711-199*
Record at UK: 266-59
Overall Seasons: 26th
At UK: Ninth



Rick Barnes

Overall Record: 652-354
Record at UT: 48-40
Overall Seasons: 31st
At UT: Third

*on-court record

By the Numbers

2,254

UK all-time wins, NCAA leader

.864

Percentage of scoring by the Wildcats' freshmen

19.43

Average age of UK's roster to start season

16

Kentucky's RPI ranking, through Jan. 30

Tale of the Tape

| UK | STAT | UT |
|------|-------------------|------|
| 76.8 | Points PG | 77.8 |
| 70.3 | Opp. Points PG | 67.0 |
| 39.1 | Rebounds PG | 36.7 |
| 13.7 | Assists PG | 17.2 |
| 5.2 | Blocks PG | 5.0 |
| 6.0 | Steals PG | 6.9 |
| .468 | FG Pct. | .453 |
| .335 | 3-Pt FG Pct. | .398 |
| .692 | FT Pct. | .756 |
| .407 | Opp. FG Pct. | .406 |
| .289 | Opp. 3-Pt FG Pct. | .333 |

LEADERS

| Points Per Game |
|-------------------------------------|
| UK - Kevin Knox (15.1) |
| UT - Grant Williams (16.2) |
| Rebounds Per Game |
| UK - Jarred Vanderbilt (7.0) |
| UT - Admiral Schofield (6.3) |
| Assists Per Game |
| UK - Shai Gilgeous-Alexander (4.4) |
| UT - James Daniel (3.6) |
| Steals Per Game |
| UK - Shai Gilgeous-Alexander (1.7) |
| UT - Admiral Schofield (1.1) |
| Blocks Per Game |
| UK - Nick Richards (1.2) |
| UT - Kyle Alexander (2.0) |
| 3-Pointers |
| UK - Kevin Knox (36) |
| UT - Admiral Schofield (42) |
| Field-Goal Percentage |
| UK - Nick Richards (.620) |
| UT - Kyle Alexander (.740) |
| Free-Throw Percentage |
| UK - Quade Green (.829) |
| UT - Lamonte Turner (.912) |
| 3-Point Field-Goal Percentage |
| UK - Shai Gilgeous-Alexander (.387) |
| UT - Jordan Bowen (.474) |

SCHEDULE

OVERALL: 17-6 | SEC: 6-4

Home: 13-1 | Away: 3-3 | Neutral: 1-2

October

| | | | |
|---------|------------------------------|-----|-----------|
| Fri. 27 | ^THOMAS MORE | SEC | W, 103-61 |
| Mon. 30 | ^MOREHEAD STATE ¹ | - | W, 92-67 |

November

| | | | |
|----------|--------------------------|------|-----------|
| Fri. 3 | ^CENTRE COLLEGE | SEC | W, 106-63 |
| Fri. 10 | UTAH VALLEY | SEC | W, 73-63 |
| Sun. 12 | VERMONT | ESPN | W, 73-69 |
| Tues. 14 | #4/3 Kansas ² | ESPN | L, 65-61 |
| Fri. 17 | ETSU ³ | SEC | W, 78-61 |
| Mon. 20 | TROY ³ | SEC | W, 70-62 |
| Wed. 22 | FORT WAYNE ³ | SEC | W, 86-67 |
| Sun. 26 | UIC ³ | SEC | W, 107-73 |

December

| | | | |
|---------|-----------------------|-------|----------|
| Sat. 2 | HARVARD | ESPN | W, 79-70 |
| Sat. 9 | Monmouth ⁴ | ESPNU | W, 93-76 |
| Sat. 16 | RV/RV VIRGINIA TECH | ESPN2 | W, 93-86 |
| Sat. 23 | UCLA ⁵ | CBS | L, 83-75 |
| Fri. 29 | RV/RV LOUISVILLE | CBS | W, 90-61 |
| Sun. 31 | GEORGIA* | ESPN | W, 66-61 |

January

| | | | |
|---------|------------------------------------|------|------------------------|
| Wed. 3 | at LSU* | SEC | W, 74-71 |
| Sat. 6 | at #23/22 Tennessee* | SEC | L, 76-65 |
| Tue. 9 | vs. RV/RV TEXASA&M* | ESPN | W, 74-73 |
| Sat. 13 | at Vanderbilt* | ESPN | W, 74-67 |
| Tue. 16 | at South Carolina* | ESPN | L, 76-68 |
| Sat. 20 | RV/RV FLORIDA* | ESPN | L, 66-64 |
| Tue. 23 | MISSISSIPPI STATE* | ESPN | W, 78-65 |
| Sat. 27 | at #7/7 West Virginia ⁶ | ESPN | W, 83-76 |
| Tue. 30 | VANDERBILT* | ESPN | W, 83-81 ^{OT} |

February

| | | | |
|---------|-------------------|--------|-----------|
| Sat. 3 | at Missouri* | CBS | L, 69-60 |
| Tue. 6 | #15/14 TENNESSEE* | ESPN | 7 p.m. |
| Sat. 10 | at Texas A&M* | ESPN | 8:15 p.m. |
| Wed. 14 | at Auburn* | ESPN2 | 9 p.m. |
| Sat. 17 | ALABAMA* | CBS | 2 p.m. |
| Tue. 20 | at Arkansas* | ESPN | 9 p.m. |
| Sat. 24 | MISSOURI* | ESPN/2 | 8:15 p.m. |
| Wed. 28 | OLE MISS* | ESPN2 | 7 p.m. |

March

| | | | |
|--------|----------------------------------|----------|------|
| Sat. 3 | at Florida* | CBS | Noon |
| | 7-11 ⁷ SEC Tournament | SEC/ESPN | TBA |

All times Eastern | *SEC conference game | HOME GAMES IN CAPS
¹Exhibition | ²Kentucky Cares Classic (Rupp Arena | Lexington, Ky.) |
³Champions Classic (United Center | Chicago) | ⁴Adolph Rupp Classic (Rupp Arena | Lexington, Ky.) | ⁵Citi Hoops Classic (Madison Square Garden | New York) | ⁶CBS Sports Classic (Smoothie King Arena | New Orleans) | ⁷SEC/Big 12 Challenge (WVU Coliseum | Morgantown, W.Va.) | ⁸SEC Tournament (Scotttrade Center | St. Louis)

Broadcast Information

| TV | ESPN UK SPORTS NETWORK | UK |
|----------------------------|-------------------------|----|
| Dan Shulman, play-by-play | | |
| Dick Vitale, analyst | Tom Leach, play-by-play | |
| Allison Williams, sideline | Mike Pratt, analyst | |

SATELLITE RADIO



Sirius channel 137 | XM channel 190 | Internet channel N/A



TV CHART



0 GUARD
Quade Green
 6-0 | 180 | Freshman
 Philadelphia | Neumann-Goretti
 @Q_Green1
 @q_boogi



1 FORWARD
Sacha Killeya-Jones
 6-10 | 221 | Sophomore
 Chapel Hill, N.C. | Virginia Episcopal
 @SKJ
 @the_skj



2 FORWARD
Jarred Vanderbilt
 6-9 | 214 | Freshman
 Houston | Victory Prep
 @JVando
 @jvando_




3 GUARD
Hamidou Diallo
 6-5 | 198 | RS-Freshman
 Queens, N.Y. | Putnam Science Acad.
 @hamidoudiallo
 @hami.diallo



4 FORWARD
Nick Richards
 6-11 | 240 | Freshman
 Kingston, Jamaica | The Patrick School
 @iamnickrichards
 @nickrichards_




5 FORWARD
Kevin Knox
 6-9 | 215 | Freshman
 Tampa, Fla. | Tampa Catholic
 @KevKnox
 @kknox_23



10 GUARD
Jonny David
 6-2 | 183 | Junior
 Pittsburgh | Mt. Lebanon
 @JonnyDavid
 @jdavid010



12 GUARD
Brad Calipari
 6-0 | 176 | Sophomore
 Franklin Lakes, N.J. | MacDuffie School
 @bradcalipari
 @brad.calipari



13 GUARD
Jemarl Baker
 6-4 | 182 | Freshman
 Menifee, Calif. | Eleanor Roosevelt
 @jemarlbakerjr
 @_jeyb3




14 FORWARD
Tai Wynyard
 6-10 | 250 | RS-Sophomore
 Auckland, New Zealand | Rangitoto College
 @taiwynyard
 @taiwynyard



22 GUARD
Shai Gilgeous-Alexander
 6-6 | 180 | Freshman
 Hamilton, Canada | Hamilton Heights
 @shaigalex
 @sav_shai2



25 FORWARD
PJ Washington
 6-7 | 236 | Freshman
 Dallas | Findlay Prep
 @PJWashington
 @pj_washington



30 GUARD
Dillon Pulliam
 6-3 | 195 | RS-Junior
 Cynthia, Ky. | Transylvania Univ.
 @dillonpulliam30
 @dillon_pulliam



32 FORWARD
Wenyen Gabriel
 6-9 | 205 | Sophomore
 Manchester, N.H. | Wilbraham & Monson Acad.
 @WenyenGabriel
 @wenyengabriel



JOHN CALIPARI
Head Coach
 Ninth season at UK
 @UKCoachCalipari
 @UKCoachCalipari



KENNY PAYNE
Assoc. Head Coach
 Eighth season at UK
 Fourth season as associate HC



TONY BARBEE
Assistant Coach
 Fourth season at UK
 Third season as assistant



JOEL JUSTUS
Assistant Coach
 Fourth season at UK
 Second season as assistant



JOHN ROBIC
Special Assistant
 Ninth season at UK
 Second season as special asst.

Roster

| ALPHABETICAL | | | | | | |
|--------------|-------------------------|------|------|-----|--------|---|
| NO. | NAME | POS. | Ht. | Wt. | CL. | HOMETOWN (PREVIOUS SCHOOL) |
| 13 | Jemarl Baker | G | 6-4 | 182 | Fr. | Menifee, Calif. (Eleanor Roosevelt) |
| 12 | Brad Calipari | G | 6-0 | 176 | So. | Franklin Lakes, N.J. (MacDuffie School) |
| 10 | Jonny David | G | 6-2 | 183 | Jr. | Pittsburgh (Mt. Lebanon) |
| 3 | Hamidou Diallo | G | 6-5 | 198 | RS Fr. | Queens, N.Y. (Putnam Science Academy) |
| 32 | Wenyen Gabriel | F | 6-9 | 205 | So. | Manchester, N.H. (Wilbraham & Monson Academy) |
| 22 | Shai Gilgeous-Alexander | G | 6-6 | 180 | Fr. | Hamilton, Canada (Hamilton Heights) |
| 0 | Quade Green | G | 6-0 | 180 | Fr. | Philadelphia (Neumann-Goretti) |
| 1 | Sacha Killeya-Jones | F | 6-10 | 221 | So. | Chapel Hill, N.C. (Virginia Episcopal) |
| 5 | Kevin Knox | F | 6-9 | 215 | Fr. | Tampa, Fla. (Tampa Catholic) |
| 30 | Dillon Pulliam | G | 6-3 | 195 | RS Jr. | Cynthiana, Ky. (Transylvania University) |
| 4 | Nick Richards | F | 6-11 | 240 | Fr. | Kingston, Jamaica (The Patrick School) |
| 2 | Jarred Vanderbilt | F | 6-9 | 214 | Fr. | Houston (Victory Prep Academy) |
| 25 | PJ Washington | F | 6-7 | 236 | Fr. | Dallas (Findlay Prep) |
| 14 | Tai Wynyard | F | 6-10 | 250 | RS So. | Auckland, New Zealand (Rangitoto College) |

Head Coach: John Calipari (Clarion, 1982)
Associate Head Coach: Kenny Payne (Louisville, 2003)
Assistant Coaches: Tony Barbee (UMass, 1993)
 Joel Justus (UNC Wilmington, 2004)
Special Asst. to the Head Coach: John Robic (Denison, 1986)

Assoc. AD/Basketball Operations: Chris Woolard (UCLA, 1997)
Director of Basketball Admin.: Will Barton (Kentucky, 2013)
Strength Coach: Robert Harris (Kentucky State, 2009)
Athletic Trainer: Chris Simmons (Memphis, 2002)
Equipment Manager: Mark Evans (Kentucky, 2013)

Pronunciation Guide

| | |
|--|-------------------------|
| JEMARL Baker | (Jamal) |
| HAMIDOU DIALLO (HA-muh-dew) (dee-AH-low) | |
| Brad/John CALIPARI | (cal-uh-PEAR-ee) |
| WENYEN Gabriel | (WHEN-yen) |
| SHAI GILGEOUS-Alexander | (shay) (GILL-juss) |
| QUADE Green | (KWAH-day) |
| SACHA KILLEYA-Jones | (SAH-shuh) (kuh-LEE-uh) |
| TAI WYNYARD | (tie) (WIN-yard) |



POLLS, STATS, MEDIA INFO

Weekly Media Schedule

all times ET

| | | | | | | |
|---|--------------------------------|---------------------------------------|--|---|---------------------------------|--------------------------------------|
| 6 Tues vs. Tennessee 7 p.m. ESPN | 7 Wed Player off day | 8 Thurs Practice: 2:30 p.m. | 9 Fri Practice: 2:30 p.m. Media with Calipari, players: 2 p.m. Travel day | 10 Sat at Texas A&M 8:15 p.m. ESPN | 11 Sun Player off day | 12 Mon Practice: 2:30 p.m. |
|---|--------------------------------|---------------------------------------|--|---|---------------------------------|--------------------------------------|

UK Media Relations Staff



Eric Lindsey

Associate Media Relations Director
Cell - 859.619.0944
Email - eric.lindsey@uky.edu



Deb Moore

Associate Media Relations Director
Cell - 859.559.5781
Email - deb.moore@uky.edu



Jake Most

Assistant Media Relations Director
Cell - 516.996.3229
Email - jake.most@uky.edu

Media Information

CREDENTIAL REQUESTS

Requests for single-game credentials should be made as far in advance as possible and no later than five days prior to game day online at sportssystem.com/Kentucky.

CREDENTIAL CRITERIA

The University of Kentucky's decision to issue credentials to a media outlet for the purposes of covering a UK basketball home or away event is determined by a variety of factors. They include the following:

- Amount of coverage given to Kentucky throughout the season
- Intention/ability to cover all 22 sports at Kentucky
- Distribution/size of publication: free, subscription, sale on newsstands, website traffic, etc.
- Radio or TV station program format and size of audience
- Length of existence of the publication, amount of original copy generated, number of full-time employees of the publication and the journalistic experience of the reporter(s)
- Attendance at Kentucky media sessions, including Olympic sport opportunities
- Space availability
- Professionalism, which includes but is not limited to conduct at games, press conferences, practices, on social media, etc.

The University of Kentucky has the right to revoke credentials under its own discretion.

GENERAL INTERVIEW POLICIES

All interviews with University of Kentucky basketball players or staff members must be arranged through the Media Relations office. Media should never contact a player or coach directly.

The Wildcat Coal Lodge, dormitories, team locker rooms and other team quarters are private team areas. Media members are not permitted in these areas unless accompanied by appropriate university personnel.

PRACTICE/PRESS CONFERENCES

Other than announced exceptions, UK basketball practices are closed to the media. UK will accept requests to attend practice. All requests must be made by 10 a.m. on the day of the practice. In cases in which practices are open to the media, no cell phones are allowed in the practice facility.

Player interviews are conducted prior to practices the day before a game and will be available to all UK media in the Memorial Coliseum media room. UK will accept requests for player interviews, but they must be submitted 24 hours prior to the scheduled availability.

Coach John Calipari or an assistant coach will meet with members of the media immediately following player interviews in the Memorial Coliseum media room.

Gameday shoot-arounds are closed to the media.

TELEPHONE PLAYER INTERVIEWS

Telephone interviews are available to the media on a call-back basis. Individual player and coach telephone numbers will not be given to members of the media.

Players are instructed not to conduct interviews when contacted directly by telephone. The UK Media Relations office will arrange for telephone interviews at a time most convenient for the student-athlete.

Other special requests are handled on a case-by-case basis.

POSTGAME INTERVIEWS

Following each game, there is a 20-minute cooling-off period, during which time the players shower and dress. Approximately 10 minutes after the game ends, Coach Calipari conducts his postgame press conference while a player is taken to the UK Sports Network.

Following Coach Calipari's press conference and the cooling-off period, selected UK players are brought to the media interview room.

The Polls

Associated Press Top 25 Feb. 5

1. Villanova (48)
2. Virginia (16)
3. Purdue (1)
4. Michigan State
5. Xavier
6. Cincinnati
7. Texas Tech
8. Auburn
9. Duke
10. Kansas
11. Saint Mary's
12. Gonzaga
13. Arizona
14. Ohio State
15. Tennessee
16. Clemson
17. Oklahoma
18. Rhode Island
19. West Virginia
20. Michigan
21. North Carolina
22. Wichita State
23. Nevada
24. **Kentucky**
25. Miami

Receiving Votes: Butler, Washington, Florida State, New Mexico State, Seton Hall, Creighton, Arizona State, Texas, NC State, Alabama, Middle Tennessee, Nebraska, Florida, Houston, TCU, Oklahoma State, East Tennessee State, Vermont

USA Today Coaches Poll Feb. 5

1. Villanova (22)
2. Virginia (8)
3. Purdue (1)
4. Michigan State
5. Xavier
6. Cincinnati
7. Texas Tech
8. Duke
9. Auburn
10. Kansas
11. Gonzaga
12. St. Mary's
13. Arizona
14. Tennessee
15. Clemson
16. Ohio State
17. West Virginia
18. Oklahoma
19. Rhode Island
20. Michigan
21. Wichita State
22. North Carolina
23. Nevada
24. **Kentucky**
25. Miami (Fla.)

Receiving Votes: Creighton, Arizona State, Seton Hall, Middle Tennessee, North Carolina State, Florida State, New Mexico State, Washington, Boise State, Florida, Butler, Houston, Louisiana-Lafayette, Alabama, Southern California, Kansas State, Louisville, Texas, Loyola (Ill.)

Kentucky Week by Week

| | | |
|-----------|-------|-------|
| Preseason | 5/4 | 21/20 |
| Nov. 13 | 7/4 | 18/16 |
| Nov. 20 | 8/8 | RV/RV |
| Nov. 27 | 7/7 | 21/22 |
| Dec. 4 | 8/7 | 24/24 |
| Dec. 11 | 8/5 | |
| Dec. 18 | 7/6 | |
| Dec. 25 | 16/15 | |
| Jan. 1 | 17/14 | |

| | |
|------------|-------|
| Jan. 8 | 21/20 |
| Jan. 15 | 18/16 |
| Jan. 22 | RV/RV |
| Jan. 29 | 21/22 |
| Feb. 5 | 24/24 |
| Feb. 12 | |
| Feb. 19 | |
| Feb. 26 | |
| March 5 | |
| March 12 | |
| Postseason | |

SEC Standings (Through Feb. 3)

| Team | SEC Record | Overall Record | Games Back |
|-------------------|-------------------|--------------------|------------|
| Auburn | 9-1 (.900) | 21-2 (.913) | 0.0 |
| Tennessee | 7-3 (.700) | 17-5 (.773) | 2.0 |
| Alabama | 6-4 (.600) | 15-8 (.652) | 3.0 |
| Florida | 6-4 (.600) | 15-8 (.652) | 3.0 |
| Kentucky | 6-4 (.600) | 17-6 (.739) | 3.0 |
| Mississippi State | 5-5 (.500) | 17-6 (.739) | 4.0 |
| Missouri | 5-5 (.500) | 15-8 (.652) | 4.0 |
| Arkansas | 4-6 (.400) | 15-8 (.652) | 5.0 |
| Georgia | 4-6 (.400) | 13-9 (.591) | 5.0 |
| LSU | 4-6 (.400) | 13-9 (.591) | 5.0 |
| Ole Miss | 4-6 (.400) | 11-12 (.478) | 5.0 |
| South Carolina | 4-6 (.400) | 13-10 (.565) | 5.0 |
| Texas A&M | 4-6 (.400) | 15-8 (.652) | 5.0 |
| Vanderbilt | 2-8 (.200) | 8-15 (.348) | 7.0 |

UK in the Rankings

Team Rankings (Through Feb. 3)

| Category | Stat | SEC (NCAA) |
|---------------------|------|--------------|
| Scoring | 76.8 | 7th (108th) |
| Scoring Defense | 70.3 | 8th (128th) |
| Scoring Margin | +6.5 | 7th (98th) |
| Free Throw % | .692 | 9th (245th) |
| Field Goal % | .468 | 3rd (79th) |
| Field Goal % Def. | .407 | 6th (34th) |
| 3-Point FG % | .335 | 8th (253rd) |
| 3-Point FG % Def. | .289 | 1st (3rd) |
| Rebounding Off. | 39.1 | 4th (35th) |
| Rebounding Def. | 34.0 | 5th (N/A) |
| Rebounding Margin | +5.1 | T4th (45th) |
| Blocks Per Game | 5.2 | 5th (23rd) |
| Assists Per Game | 13.7 | 8th (182nd) |
| Steals Per Game | 6.0 | 9th (206th) |
| Turnover Margin | -1.3 | 10th (271st) |
| Assist/TO Ratio | 1.0 | 10th (218th) |
| Off. Rebs. Per Game | 12.4 | 4th (35th) |
| Def. Rebs. Per Game | 26.7 | 4th (84th) |
| Def. Rebound % | .691 | 10th (N/A) |
| Off. Rebound % | .360 | 1st (N/A) |
| 3-Point FG Per Game | 4.9 | 14th (342nd) |

Individual Rankings

| Category/Player | Stat | SEC (NCAA) |
|----------------------------|------|-------------|
| Assists/Gilgeous-Alexander | 4.4 | 5th (115th) |
| Def. Rebounds/Knox | 4.7 | T10th |
| FG. Pct./Knox | .457 | 9th (233rd) |
| Minutes/Knox | 32.5 | 6th |
| Minutes/Gilgeous-Alexander | 31.4 | T8th |
| Points/Knox | 15.1 | 12th |
| Steals/Gilgeous-Alexander | 1.7 | 3rd (96th) |

Upcoming in the SEC

Feb. 6-14

| Contest | Time | TV Network |
|--|------------------|--------------|
| Tuesday, Feb. 6 Tennessee at Kentucky | 7 p.m. | ESPN |
| South Carolina at Arkansas | 7 p.m. | ESPN2 |
| Alabama at Mississippi State | 7 p.m. | SEC Network |
| Missouri at Ole Miss | 9 p.m. | SEC Network |
| Wednesday, Feb. 7 LSU at Florida | 6:30 p.m. | SEC Network |
| Georgia at Vanderbilt | 8:30 p.m. | SEC Network |
| Texas A&M at Auburn | 9 p.m. | ESPN2 |
| Saturday, Feb. 10 Florida at South Carolina | Noon | CBS |
| Mississippi State at Missouri | 2 p.m. | ESPN2 |
| Auburn at Georgia | 3:30 p.m. | SEC Network |
| Ole Miss at LSU | 4 p.m. | ESPNU |
| Tennessee at Alabama | 6 p.m. | SEC Network |
| Kentucky at Texas A&M | 8:15 p.m. | ESPN |
| Vanderbilt at Arkansas | 8:30 p.m. | SEC Network |
| Tuesday, Feb. 13 Texas A&M at Missouri | 7 p.m. | ESPNU |
| Arkansas at Ole Miss | 7 p.m. | SEC Network |
| South Carolina at Tennessee | 9 p.m. | ESPNU |
| LSU at Alabama | 9 p.m. | SEC Network |
| Wednesday, Feb. 14 Mississippi State at Vanderbilt | 7 p.m. | SEC Network |
| Kentucky at Auburn | 9 p.m. | ESPN2 |
| Georgia at Florida | 9 p.m. | SEC Network |

All times Eastern



NOTES

Honoring the Cats

Hamidou Diallo

- SEC Freshman of the Week (Dec. 18)
- John R. Wooden Award Preseason Top 50
- Naismith Trophy Preseason Watch List
- Oscar Robertson Trophy Preseason Watch List
- Preseason All-SEC First Team (Media)
- Preseason All-SEC Second Team (Coaches)
- Jerry West Award Preseason Watch List
- Blue Ribbon College Basketball Yearbook Preseason All-American Fourth Team

Shai Gilgeous-Alexander

- SEC Freshman of the Week (Jan. 15)
- Bluegrass Sports Commission MVP of Kentucky-Louisville game
- NetScouts International Player of the Week on Jan. 2

Kevin Knox

- USBWA Oscar Robertson National Player of the Week (Jan. 30)
- USBWA Wayman Tisdale National Freshman of the Week (Jan. 30)
- Citizen Naismith Player of the Week (Jan. 30)
- SEC Freshman of the Week (Jan. 29)
- Lute Olson Award Midseason Watch List
- John R. Wooden Award Preseason Top 50
- Naismith Trophy Preseason Watch List
- Oscar Robertson Trophy Preseason Watch List
- Preseason All-SEC First Team (Coaches)
- Preseason All-SEC Second Team (Media)
- Julius Erving Award Preseason Watch List

Nick Richards

- Kareem Abdul-Jabbar Award Preseason Watch List

PJ Washington

- Karl Malone Award Preseason Watch List

Tracking the Cats

Charges Drawn

- Shai Gilgeous-Alexander - 1
- Wenyen Gabriel - 1
- Quade Green - 1
- Nick Richards - 1

First Sub

- Wenyen Gabriel - 13
- Sacha Killeya-Jones - 11
- Shai Gilgeous-Alexander - 7
- Quade Green - 5
- Jarred Vanderbilt - 2
- Tai Wynyard - 1

Shot-Clock Violations

- Forced by Kentucky - 16
- Forced by Opponent - 6

Traditional 3-Point Plays

- Hamidou Diallo - 8
- Shai Gilgeous-Alexander - 6
- Kevin Knox - 6
- PJ Washington - 5
- Wenyen Gabriel - 2
- Nick Richards - 2
- Sacha Killeya-Jones - 1

Clutch Free Throws

Free-throw totals during a single-digit game with 5:00 to play or OT:

| Player | FTs (Pct.) |
|-------------------------|---------------------|
| Sacha Killeya-Jones | 2-2 (1.000) |
| Quade Green | 11-12 (.917) |
| Shai Gilgeous-Alexander | 13-15 (.867) |
| Kevin Knox | 16-21 (.762) |
| PJ Washington | 13-26 (.500) |
| Wenyen Gabriel | 4-8 (.500) |
| Hamidou Diallo | 3-11 (.273) |
| Kentucky | 62-95 (.653) |

Kentucky Comes Up Short at Missouri

Shai Gilgeous-Alexander scored 15 points, but No. 21/22 Kentucky suffered through a tough shooting day, as the Wildcats lost at Missouri 69-60 on Saturday. It was Kentucky's first-ever loss to Missouri. The Wildcats had won the previous 10 meetings between the schools.

Kentucky (17-6, 6-4 Southeastern Conference) hit just 21 of its 67 field-goal attempts (31.3 percent), including just 2 of 20 (10.0 percent) from 3-point range. The Wildcats won the rebounding battle, 40-36, as well as points in the paint, 26-16. Kentucky also forced 20 Missouri turnovers, but could only turn those into 15 points.

Jarred Vanderbilt had a career-high eight points and added a game-high 10 rebounds for Kentucky, while Hamidou Diallo and Wenyen Gabriel each had eight points as well.

Missouri closed the half on an 8-0 run to take a 28-18 advantage into the locker room. The Wildcats struggled mightily on offense in the first half, making just 6 of 30 shots (20.0 percent) from the field, including 0 of 9 from behind the arc. Kentucky made six of its 11 free-throw attempts while committing six turnovers and scoring a season-low 18 points in the first 20 minutes.

Kentucky started the second half on an 14-5 run to cut the Missouri lead to 33-32. However, the Tigers scored the next eight points to lead 41-32 with 15:07 left in the game. Kentucky would cut the lead to seven points, 41-34, on a jumper by Sacha Killeya-Jones with 14:36 left in the game.

Missouri continued with a comfortable lead until the game's final minute, when Kentucky's trapping defense allowed the Cats to get within five, 65-60, with 42 seconds remaining. However, Kentucky would get no closer.

NOTABLES:

- The 18 points are UK's fewest in a half under John Calipari and the fewest for the Wildcats since scoring 16 vs. West Virginia on Nov. 29, 2008
- UK shot 20 percent in the first half (6 of 30), UK's worst shooting half of the season. It is UK's lowest field-goal percentage in a half since 17.2 percent vs. South Carolina on March 1, 2014
- UK extended its streak of 1,036 consecutive games with a 3-pointer when Wenyen Gabriel connected from long range with 2:51 left
- The Wildcats are now 15-2 this season when outrebounding the opponent. UK claimed 20 offensive rebounds, one shy of the season high, but was only able to manufacture 11 points from the second chances
- Missouri shot just 30.4 percent from 3-point range, 7 of 23. UK entered the game fourth in the nation in 3-point defense at 28.8 percent

Bounce Back

The Wildcats don't lose very often during the John Calipari era, but when they do, they almost always bounce back. UK improved to 42-9 under Calipari following a loss after its victory over Mississippi State. The victory came after a rare set of back-to-back losses at South Carolina and Florida, the first consecutive losses since falling to Tennessee and Kansas in 2016-17.

The Wildcats have only lost back-to-back games nine times during the Calipari era and they've never lost three in a row with Calipari on the sidelines. The last time UK lost three games in a row was in February 2009, when the Wildcats dropped four straight games to end the regular season.

Kentucky's average margin of victory following consecutive losses under Calipari is 14.7 points.

Knox Reels in National Player of the Week Honors

Kevin Knox re-asserted himself into the national discussion as one of the nation's best freshmen after a 34-point performance at then-No. 7/7 West Virginia.

The U.S. Basketball Writers of America named him both the Oscar Robertson National Player of the Week and the Wayman Tisdale National Freshman of the Week and the Atlanta Tipoff Club tabbed him its Citizen Naismith National Player of the Week honors on Jan. 31.

Knox is the second freshman this season to earn both USBWA honors in the same week, joining Oklahoma's Trae Young, who did it in December. It was also his first SEC honor.

Knox is the first UK freshman to earn Tisdale Freshman of the Week honors since Tyler Ulis and Karl-Anthony Towns claimed the honor during the historic 2014-15 season. Malik Monk was tabbed the Oscar Robertson National Player of the Week following his 47-point performance against North Carolina last season.

The USBWA honor is the first for the SEC this season for either the Tisdale or Robertson awards.

Knox averaged 26.5 points and 6.5 rebounds per game in wins over Mississippi State and at No. 7/7 West Virginia that week. He had 19 points, six boards and a pair of steals against the Bulldogs. In the epic come-from-behind win over West Virginia, Knox poured in 34 points and added seven rebounds.

The scoring output was the most since De'Aaron Fox had 39 in a win over UCLA in the Sweet 16 in the 2017 NCAA Tournament. The 34 points tied Malik Monk's freshman school scoring record on the road (Monk scored 34 at Ole Miss to open SEC play a season ago). They're also the most by a UK freshman in a non-conference true road game.

Efficiency was Knox's most impressive quality for the week. He shot the ball behind a 69.5-percent field-goal rate, including a sizzling 75 percent from behind the arc. The Tampa, Florida, native also boasted an 85.7-percent rate from the charity stripe.

Gilgeous-Alexander's Play Forces Him into Starting Lineup

Originally filling in as the starter at point guard after a back strain that sidelined Quade Green for three games, Shai Gilgeous-Alexander has played so well of late that the super sub couldn't be put back on the bench.

In Gilgeous-Alexander's last seven games as a starter, he's averaging 15.1 points, 4.6 assists and 3.8 rebounds in 35.1 minutes of action. He was particularly good in both wins vs. Vanderbilt. In the road win at Vanderbilt, he scored a game-high 22 points, while also dishing out six assists. He scored or assisted on 13 of UK's 23 made field goals. And then at home vs. Vanderbilt, Gilgeous-Alexander was even better. He scored a game-high 30 points and was instrumental in the 14-point second-half comeback. The native of Canada scored or assisted on 32 of UK's final 56 points in that come-from-behind win, including scoring eight of UK's final 10 points of the second half when the Wildcats were staring at a loss -- even hitting the two clutch free throws with just over two seconds left and Kentucky down two.

Whether he's serving as the man running the show or the energy guy off the bench that he was for most of the nonconference season, he's changing the game in a multitude of ways. First, there's the defense. Gilgeous-Alexander is averaging 1.7 steals per game. Under Calipari, John Wall's 1.8 steals and 66 for the season are the most of any player. Gilgeous-Alexander currently is third among all Southeastern Conference players with 39 steals (through games on Feb. 3).

But what has really taken Gilgeous-Alexander's game to another level in recent games is his poise and consistency on the offensive end. He's now second on the team in points per game with a 12.7 average and is averaging 15.6 points over his last 11 games. His recent surge started in games off the bench, including back-to-back games of 20 points or more vs. Louisville and Georgia. Those back-to-back games marked the first time a player has scored 20 or more points off the bench since Deron Feldhaus turned the trick Jan. 21 and 25, 1992. Gilgeous-Alexander nearly made it three in a row with 18 points in Baton Rouge, Louisiana, in the Wildcats' first road victory of the season.

And Gilgeous-Alexander is far from a score-first point guard. He's proven to be an adept passer, leading the team in assists with a 4.4 average, ranked fifth in the SEC. He's led the team in assists in a team-best 15 games.

Said Calipari after the back-to-back 20-point performances vs. Louisville and Georgia: "He's our best player. The greatest thing about him, he's coming off the bench and not saying anything. Doesn't worry about his shots or anything. He's just playing."

Comeback Cats

Kentucky has come back from double-digit deficits in each of its last two wins. It's the first time that's happened since the Wildcats rallied from three straight double-figure holes vs. Florida, Vanderbilt and Texas A&M to end the 2016-17 regular season.

Both comeback victories were impressive in their own right. The last one, vs. Vanderbilt, saw the Wildcats rally back, fall behind again, get behind by five points with 40 seconds, and pull off a stunning late charge to force overtime and eventually win it.

But the victory vs. West Virginia could be pointed to as a turning point in the season if Kentucky is to get on a roll considering the circum-



2017-18 Lead-Deficit Comparison

| Opponent | Biggest Lead | Biggest Deficit | Biggest Run | Changes | Ties | Led | Trailed | Result |
|---------------------|--------------|-----------------|-------------|-----------|-----------|---------------|---------------|------------------------|
| UTAH VALLEY | 14 (2nd) | 12 (2nd) | 18-0 | 4 | 5 | 20:04 | 17:08 | W, 73-63 |
| VERMONT | 14 (2nd) | 2 (1st) | 10-0 | 5 | 2 | 37:03 | 1:06 | W, 73-69 |
| vs. Kansas | 2 (2nd) | 11 (1st) | 6-0 | 12 | 10 | 4:10 | 31:00 | L, 65-61 |
| ETSU | 22 (2nd) | 10 (1st) | 16-0 | 3 | 0 | 25:10 | 14:26 | W, 78-61 |
| TROY | 21 (2nd) | None | 8-0 | 0 | 2 | 39:14 | 0:00 | W, 70-62 |
| FORT WAYNE | 30 (2nd) | 4 (1st) | 15-0 | 8 | 2 | 33:16 | 4:14 | W, 86-67 |
| UIC | 38 (2nd) | 1 (1st) | 10-0 | 2 | 0 | 39:30 | 0:20 | W, 107-73 |
| HARVARD | 20 (2nd) | None | 13-0 | 0 | 2 | 38:59 | 0:00 | W, 79-70 |
| vs. Monmouth | 29 (2nd) | 1 (1st) | 13-0 | 2 | 0 | 39:28 | 0:18 | W, 93-76 |
| VIRGINIA TECH | 8 (2nd) | 8 (1st) | 10-0 | 11 | 8 | 19:43 | 15:32 | W, 93-86 |
| vs. UCLA | 8 (1st) | 12 (2nd) | 13-0 | 8 | 3 | 8:41 | 28:23 | L, 83-75 |
| LOUISVILLE | 32 (2nd) | 6 (1st) | 12-0 | 4 | 4 | 30:44 | 6:18 | W, 90-61 |
| GEORGIA | 7 (2nd) | 8 (2nd) | 8-0 | 5 | 4 | 6:48 | 28:08 | W, 66-61 |
| at LSU | 7 (1st) | 7 (2nd) | 9-0 | 12 | 5 | 25:18 | 12:04 | W, 74-71 |
| at Tennessee | 9 (1st) | 11 (2nd) | 8-0 | 5 | 7 | 19:17 | 13:58 | L, 76-65 |
| TEXAS A&M | 6 (1st) | 6 (2nd) | 7-0 | 12 | 14 | 12:57 | 21:16 | W, 74-73 |
| at Vanderbilt | 9 (1st) | 4 (1st) | 11-0 | 3 | 3 | 32:43 | 2:17 | W, 74-67 |
| at South Carolina | 14 (2nd) | 9 (1st) | 12-0 | 4 | 7 | 19:34 | 16:14 | L, 76-68 |
| FLORIDA | 8 (1st) | 8 (2nd) | 7-0 | 4 | 12 | 14:05 | 20:42 | L, 66-64 |
| MISSISSIPPI STATE | 13 (2nd) | 6 (1st) | 7-0 | 8 | 10 | 24:36 | 10:29 | W, 78-65 |
| at West Virginia | 7 (2nd) | 17 (2nd) | 11-0 | 6 | 5 | 8:16 | 28:08 | W, 83-76 |
| VANDERBILT | 5 (1st) | 14 (2nd) | 7-0 | 7 | 5 | 12:47 | 30:12 | W, 83-81 ^{OT} |
| at Missouri | 3 (1st) | 14 (2nd) | 6-0 | 5 | 4 | 5:01 | 33:27 | L, 69-60 |
| TENNESSEE | | | | | | | | |
| at Texas A&M | | | | | | | | |
| at Auburn | | | | | | | | |
| ALABAMA | | | | | | | | |
| at Arkansas | | | | | | | | |
| MISSOURI | | | | | | | | |
| OLE MISS | | | | | | | | |
| at Florida | | | | | | | | |
| BIGGEST/MOST | 38 | 17 | 18-0 | 12 | 14 | 39:30 | 33:27 | |
| TOTALS | | | | | | 517:24 | 280:40 | |

stances.

UK trailed by as many as 17 in the opening half and was down 15 at the break in one of the most hostile environments in college basketball. All the Wildcats did after intermission was outscore West Virginia 50-28 in the second half en route to one of the biggest comebacks in program history.

- It was the first 17-point or more deficit UK overcame since trailing by 19 vs. Vanderbilt on Feb. 28, 2017
- It was the largest deficit overcome of a top-10 opponent since trailing No. 3 Duke by 18 points on March 22, 1998, vs. Duke in the NCAA Tournament South Regional finals
- Kentucky's comeback from a 15-point halftime deficit was the third-largest halftime comeback in school history. UK rallied from a 16-point halftime deficit at LSU on Feb. 15, 1994, for a 99-95 victory in what's known as the Mardi Gras Miracle. The Wildcats also rallied from a 16-point halftime deficit at No. 13 Louisville on Dec. 18, 2004
- The five biggest halftime comebacks in school history have all been on the road

Cats Passing the Eye Test

The two major polls -- the Associated Press Top 25 and the USA Today Coaches Poll -- are what most people look to when evaluating the quality of a team, but in reality the polls have no bearing on where a team ends up on Selection Sunday.

As a matter of fact, even though the Wildcats moved back into the polls on Jan. 29, after a one-week hiatus -- the first time UK had been out of the rankings since the end of the 2013-14 season -- the true measure that most should be looking at when trying to predict where Kentucky could be seeded in the NCAA Tournament is the RPI. The RPI (the ratings percentage index) is a quantity used to rank a team based upon a team's wins and losses and its strength of schedule. Although it's one of several measures the NCAA selection committee will use on Selection Sunday, it's an important metric -- and one the Wildcats stack up favorably in this season.

Through games on Feb. 3, Kentucky was ranked No. 16 in the NCAA's official RPI. The Wildcats have played the ninth-toughest schedule in the country, according to the RPI, and stack up favorably with a combined 10-6 record vs. teams in quadrants one and two, key indicators of how the selection committee values wins. UK is a perfect 7-0 vs. quadrants three and four.

Wildcats Welcome Addition of Vanderbilt

Jarred Vanderbilt has been on the roster all season, but his presence in the lineup is expected to feel like a midseason addition with the freshman forward returning from a left foot injury. The injury kept him out of the first 17 games of the season.

Vanderbilt made his debut at South Carolina after suffering the injury in late September. In 14 minutes of action, Vanderbilt looked the part of a player who can make an immediate impact on this team. He posted six points, five rebounds and a team-high three assists -- numbers that don't tell the whole story of just how active he was at both ends of the floor. He made his home debut against Florida where he chipped in four points and six rebounds, then grabbed seven boards in just 11 minutes vs. Mississippi State. He had a game-high 11 boards in just 11 minutes in a road win at No. 7/7 West Virginia. He narrowly missed on his first double-double at Missouri with eight points and a game-high 10 rebounds.

Overall he's averaging a rebound once every 1.71 minutes of play.

In recent weeks, head coach John Calipari raved about his presence in practice and mentioned that he didn't remember how physical Vanderbilt being. Equipped with elite ball-handling skills, especially for someone listed as a 6-foot-9 forward, Vanderbilt has the ability to play "point forward" -- and was needed to against South Carolina.

Although the initial plan was -- and still is -- to ease him into games to get him caught up in the offense and because of a lack of conditioning, Vanderbilt was forced to run the point vs. the Gamecocks when the Wildcats' backcourt (already absent Quade Green because of a back injury) got into foul trouble. He played key minutes down the stretch vs. Florida and Vanderbilt.

It was announced at the end of September that Vanderbilt would be out until at least January after suffering the injury to his left foot. After consulting with his family and medical personnel, Vanderbilt decided to delay surgery and let the injury heal on its own.

Vanderbilt, a 6-foot-9 forward from Houston, was one of the top signees out of the 2017 class. A consensus top-20 prospect, Vanderbilt was ranked as high as the No. 9 overall prospect by 247Sports and the No. 12 overall player by Scout.

Next Man Up

Even with the return of Jarred Vanderbilt, the Wildcats have dealt with a season's worth of injuries and are still banged up.

Quade Green missed three games (Vanderbilt, Texas A&M and South Carolina) with a back strain and returned for 17 minutes against Florida. Tai Wynyard has had buzzard's luck when it comes to injuries this season. After missing UK's first exhibition game vs. Thomas More College with a facial injury, Wynyard has missed more than a month with a back injury.

Jemarl Baker underwent left knee surgery on Oct. 27 and was expected to miss three months from the time of his surgery. He has started to work out recently.



NOTES

CATS IN THE NBA

At the beginning of the 2017-18 season, 27 former Wildcats were on an opening-day roster, more than any other school in the country. The following listing is as of Feb. 3.

| Name | Team |
|------------------------|------------------------|
| Bam Adebayo | Miami Heat |
| Eric Bledsoe | Milwaukee Bucks |
| Devin Booker | Phoenix Suns |
| Willie Cauley-Stein | Sacramento Kings |
| DeMarcus Cousins | New Orleans Pelicans |
| Anthony Davis | New Orleans Pelicans |
| De'Aaron Fox | Sacramento Kings |
| Andrew Harrison | Memphis Grizzlies |
| Dakari Johnson | Oklahoma City Thunder |
| Enes Kanter | New York Knicks |
| Michael Kidd-Gilchrist | Charlotte Hornets |
| Brandon Knight | Phoenix Suns |
| Skal Labissiere | Sacramento Kings |
| Trey Lyles | Denver Nuggets |
| Jodie Meeks | Washington Wizards |
| Darius Miller | New Orleans Pelicans |
| Malik Monk | Charlotte Hornets |
| Jamal Murray | Denver Nuggets |
| Nerlens Noel | Dallas Mavericks |
| Patrick Patterson | Oklahoma City Thunder |
| Alex Poythress | Indiana Pacers |
| Julius Randle | Los Angeles Lakers |
| Rajon Rondo | Sacramento Kings |
| Karl-Anthony Towns | Minnesota Timberwolves |
| Tyler Ulis | Phoenix Suns |
| John Wall | Washington Wizards |
| James Young | Philadelphia 76ers |

Several former Wildcats are among the NBA league leaders in the major statistical categories. Stats are through Feb. 2. Former UK players are in **BOLD**.

Points Per Game

1. James Harden (Rockets) - 31.5
4. **Anthony Davis (Pelicans) - 26.8**
7. **DeMarcus Cousins (Pelicans) - 25.2**
12. **Devin Booker (Suns) - 24.3**

Rebounds Per Game

1. Andre Drummond (Pistons) 15.3
3. **DeMarcus Cousins (Pelicans) - 12.9**
5. **Karl-Anthony Towns (Timberwolves) - 12.1**
8. **Anthony Davis (Pelicans) - 10.6**
10. **Enes Kanter (Knicks) - 10.4**

Assists Per Game

1. Russell Westbrook (Thunder) - 10.3
2. **John Wall (Wizards) - 9.3**
7. **Rajon Rondo (Pelicans) - 7.2**

Steals Per Game

1. Paul George (Thunder) - 2.16
2. **Eric Bledsoe (Bucks) - 2.12**
11. **DeMarcus Cousins (Pelicans) - 1.65**

Blocks Per Game

1. Kristaps Porzingis (Knicks) - 2.33
2. **Anthony Davis (Pelicans) - 2.16**
7. **DeMarcus Cousins (Pelicans) - 1.58**
9. **Karl-Anthony Towns (Timberwolves) - 1.45**

Field-Goal Percentage

1. DeAndre Jordan (Clippers) - .665
4. **Enes Kanter (Knicks) - .609**
10. **Julius Randle (Lakers) - .553**
14. **Anthony Davis (Pelicans) - .545**
17. **Karl-Anthony Towns (Timberwolves) - .543**

Free-Throw Percentage

1. JJ Redick (76ers) - .944
2. **Jamal Murray (Nuggets) - .931**
8. **Devin Booker (Suns) - .896**
18. **Enes Kanter (Knicks) - .870**

3-Point Field-Goal Percentage

1. Klay Thompson (Warriors) - .455
16. **Darius Miller (Pelicans) - .424**

Double-Doubles

1. **Karl-Anthony Towns (Timberwolves) - 46**
12. **DeMarcus Cousins (Pelicans) - 38**
16. **Anthony Davis (Pelicans) - 28**
13. **Enes Kanter (Knicks) - 23**

Historically Young

It seems like with every John Calipari team youth is the story, but this year's team is on a whole new level.

Zero seniors. Eight freshmen. Nearly 93 percent of last season's scoring and almost 77 percent of the rebounding gone. And the leading returner, Wenyen Gabriel, averaged just 4.6 points and 4.8 rebounds a year ago.

The Wildcats began the season with 0.18 years of experience in the KenPom.com experience rankings. Not only is that the least experience of any team this season, it's the most inexperienced team since KenPom.com began tracking its experience rankings in 2006-07. As the season has progressed, UK now has 0.19 years of experience, through games on Feb. 3.

For another perspective, only Mississippi Valley State (386) and Pittsburgh (648) return fewer minutes from last season than the Wildcats (890), according to a survey sent to all Division I men's basketball schools.

Even for a Calipari-coached team, this team is extremely young. Entering the 2017-18 season, the average age of the Wildcats' roster is just 19.43 years old. In an updated survey, no other team is younger than the Cats after Chattanooga added a player to its roster at the semester.

Although all of Calipari's teams have been young, they've all had some sort of veteran presence. The 2010 team with John Wall and DeMarcus Cousins had Patrick Patterson. The 2012 national title squad featured Darius Miller. The unforgettable 2015 team that flirted with an undefeated season had Willie Cauley-Stein and Alex Poythress.

In another survey, Kentucky's lineup features more underclassmen without a senior on the roster than any other school in the country. The Wildcats are one of just a handful of schools without any seniors on the roster and are tied for the fewest amount of upperclassmen (juniors and seniors) with just two. It's worth noting that those upperclassmen are walk-ons.

Freshman Production Better Than Ever

Coach John Calipari's youngest team during his tenure and the youngest among all of college basketball this season is quickly growing up and contributing at an unprecedented rate.

With no other choice than to produce after mass losses from the 2016-17 team, this group of freshmen is being relied upon more than any other freshman class under Calipari. The freshmen are producing 79.7 percent of the minutes, 86.4 percent of the scoring load and 70.2 percent of the rebounding numbers.

The Wildcats' top six scorers are all freshmen and six of the top eight rebounders are first-year players. UK is the only school in the country with six freshmen leading the team in scoring.

Outside of blocks per game, this version of the young Cats leads in every other category in average production from the freshmen. The three teams that are better in blocks per game featured two of the best shot blockers in school history in Anthony Davis and Nerlens Noel. The other squad? The 2010 team featuring John Wall, DeMarcus Cousins and Eric Bledsoe.

Here's a look at UK's freshman production vs. other freshman classes under Calipari:

| Year | PPG | RPG | APG | SPG | BPG | Year | PPG | RPG | APG | SPG | BPG |
|---------|------|------|------|-----|-----|---------|------|------|------|-----|-----|
| 2017-18 | 66.4 | 27.5 | 12.6 | 4.7 | 3.4 | 2012-13 | 40.3 | 22.9 | 5.3 | 3.6 | 5.9 |
| 2016-17 | 54.5 | 20.0 | 8.2 | 3.3 | 3.4 | 2011-12 | 41.3 | 22.2 | 8.3 | 3.4 | 6.3 |
| 2015-16 | 38.6 | 16.5 | 5.9 | 2.7 | 2.7 | 2010-11 | 45.6 | 15.1 | 7.4 | 2.4 | 2.3 |
| 2014-15 | 33.4 | 15.2 | 6.6 | 2.3 | 2.8 | 2009-10 | 46.3 | 20.7 | 10.7 | 4.7 | 3.9 |
| 2013-14 | 61.5 | 26.4 | 9.6 | 3.2 | 2.5 | | | | | | |

The Cal-Zone

John Calipari isn't shy in voicing his aversion to zone defenses. The way he explains it, it doesn't hold players personally accountable like man-to-man defense does and it isn't the defense his players will have to play if they are fortunate enough to make it to the NBA.

But, as Calipari has conceded at times this season, he also has a responsibility to win, and the best way to do that with this team given its length may just be to use a zone from time to time.

According to Synergy Sports, UK has played zone defense on 19.7 percent of its defensive possessions this season, by far the most of the Calipari era at Kentucky. The 2013-14 team played zone 5.3 percent of the time, but no other Calipari team featured it more than 3.4 percent of the time.

Calipari is still primarily a man-to-man defensive coach and has gone away from the zone in UK's last three games, but the success of the zone has given the Wildcats a change-of-pace defense it can go to at times.

"The issue becomes I have a responsibility to teach these kids how to play pick-and-roll defense, how to stay in front of people, man-to-man," Calipari said after the Utah Valley game. "I mean, from here on there is no more zone. I mean, they're going to have to learn. But I also have a responsibility to win, so I'll play as much as I have to, to win a game. ... Whatever this team needs, I'm going to have to do."

Tall Order Facing These Cats

John Calipari has said before that you can teach shooting, defense and effort, among other things, but you can't teach height and you can't teach length. This group of Wildcats has both.

The average wingspan of this Kentucky team is just over 6-foot-9. Take out walk-ons Jonny David and Dillon Pulliam and the average wingspan of the scholarship players increases to more than 6-10.

Seven players on the roster have a wingspan of 7 feet or more, making this a potentially devastating shot-blocking team.

Measurables

Top Wing Span

1. Nick Richards - 7'5"
2. PJ Washington - 7'3"
3. Sacha Killeya-Jones - 7'2"
4. Jarred Vanderbilt - 7'1"
- T5. Hamido Diallo - 7'0.25"
- T5. Kevin Knox - 7'0.25"

Top Reach

1. Nick Richards - 9'2.50"
2. Sacha Killeya-Jones - 9'2"
- T3. Wenyen Gabriel - 9'0"
- T3. Kevin Knox - 9'0"
- T3. Jarred Vanderbilt - 9'0"
- T3. Tai Wynyard - 9'0"

Maximum Vertical

1. Hamidou Diallo - 44.5"
2. PJ Washington - 43.0"
3. Jarred Vanderbilt - 39.5"
- T4. Wenyen Gabriel - 37.5"
- T4. Kevin Knox - 37.5"

No-Step Vertical

1. Hamidou Diallo - 36.0"
2. PJ Washington - 35.5"
3. Jarred Vanderbilt - 34.0"
4. Wenyen Gabriel - 32.5"
5. Nick Richards - 32.0"

Top Hand Width

1. Sacha Killeya-Jones - 11.0"
2. Nick Richards - 10.5"
3. PJ Washington - 10.25"
- T4. Jarred Vanderbilt - 10.0"
- T4. Tai Wynyard - 10.0"

3/4 Court Sprint

1. Hamidou Diallo - 3.10
2. Kevin Knox - 3.22
3. Jarred Vanderbilt - 3.28
4. Shai Gilgeous-Alexander - 3.29
5. Wenyen Gabriel - 3.32



Just in terms of pure height, the Wildcats average better than 6-6 in height. According to kenpom.com, UK's average playing height of 78.9 inches is the fourth tallest in the country. Syracuse, San Jose State, and Duke are the only teams taller than the Cats. The Orange lead the country at 80.0.

No Fly Zone Behind the 3-Point Line

With all that Kentucky length, especially when the Wildcats go to the 2-3 zone, it's been difficult for opponents to get a clear look from behind the 3-point line.

Kentucky is holding opponents to just 28.9 percent from behind the arc, easily first in the Southeastern Conference and third overall in the country, through games on Feb. 3.

Historically it ranks as the second-best mark in school history, behind only the historic 2014-15 team's 27.1-percent record. As a matter of fact, since the 3-point line was adopted during for the 1986-87 season, only the 2014-15 team held its opponents to less than 30 percent from long range.

Kentucky's perimeter defense has been especially sharp of late, limiting opponents to just 74 of 292 (25.3 percent) from the 3-point line over the last 12 games.

Time to Start Some New Streaks

A few notable streaks ended for the Wildcats with back-to-back losses to South Carolina and Florida.

With the loss to Florida, Kentucky's 16-game home winning streak came to an end, as did its 30-game streak vs. Southeastern Conference foes at home and its 57-game winning streak vs. unranked opponents in Rupp Arena. The 30-game winning streak vs. conference foes was the fourth-longest such streak in school history and the longest of the John Calipari era.

Back-to-back losses removed Kentucky from both major polls, including the Associated Press Top 25. Kentucky had been a part of 68 consecutive polls prior to falling out of the rankings on Jan. 22. It was the longest such streak under Calipari. UK returned to the polls following wins over Mississippi State and at No. 7/7 West Virginia on Jan. 29.

The streak began with the preseason poll prior to the 2014-15 season in which UK was ranked No. 1 for the entire season. Calipari's previous long streak included 61 consecutive polls, beginning with the preseason poll prior to the 2009-10 season and ending with the fourth poll during the 2012-13 season.

Pass the Ball!

A defining attribute of John Calipari's teams over the years is their ability to share the basketball. With talented prospects up and down the roster, rarely do you see a player under Coach Cal who averages more than 10 shots a game. Everyone gets touches and everyone gets shots.

Shot distribution is still good with this team, but if one were to look for a common denominator in Kentucky's recent losses or its recent bad habit of falling behind early in games (the Wildcats have fallen behind by double digits in each of their last three games), the low assist numbers would be a good place to start.

Kentucky averaged just 8.0 assists in its last two games and is averaging only 11.8 assists per game in its six losses. The Wildcat have posted single-digit assist numbers in three of their last six games, including just seven in the comeback victory at home vs. Vanderbilt.

The seven dimes vs. the Commodores was tied for the third fewest in the Calipari era.

S-E-C! S-E-C! S-E-C!

Kentucky has the unquestionable reputation as the league's gold standard. Since the SEC's inception in 1932-33, the Wildcats have been the most dominant team in the league, recording a 978-274 mark (.781) in regular-season conference play. Only two other teams have won more than 700 regular-season SEC games (Alabama and Tennessee), and no other team has a better winning percentage.

- UK has averaged 11.6 wins and only 3.2 losses per season in 84 seasons in the SEC
- Kentucky has won 48 SEC titles and 30 SEC Tournament championships
- The Wildcats have won 15 of the last 25 SEC Tournament titles
- UK has won at least a share of five of the last eight SEC regular-season championships under head coach John Calipari
- Kentucky has played in the championship game of the SEC Tournament in seven of Calipari's eight seasons following its 2017 title
- The SEC was 11-5 in NCAA Tournament games in 2017 with three teams in the Elite Eight
- Nine SEC schools have recruiting classes that ranked in the top 40 of ESPN's 2017 national rankings. A quarter of all ESPN's top 100 players signed with SEC schools
- Three SEC teams are ranked in the Associated Press Top 25 and two more are receiving votes, a testament to the league's strength this season
- Eight SEC teams are in the top 50 of the NCAA's RPI, through games on Feb. 3, and 13 rank in the top 100
- The SEC won the Big 12/SEC Challenge for the first time with a 6-4 margin in 2018

Kentucky Picked to Win 49th SEC Title

A select panel of media voted the Wildcats to once again win the Southeastern Conference championship. Should Kentucky achieve that standard, it would mark the sixth regular-season title under Calipari and the program's 49th overall.

It's the 13th time since the 1998-99 season the Wildcats are the overall preseason favorite. UK was picked to win the title a season ago and did not disappoint. Calipari has directed his teams to regular-season SEC crowns in 2010, 2012, 2015, 2016 and 2017.

Each school selected media members that cover their team and additional media from across the nation were selected by the conference office to comprise the voting panel. Points were compiled on a 14-13-12-11-10-9-8-7-6-5-4-3-2-1 basis. Each media member also voted for two All-SEC teams.

Weight Went Down, Numbers Went Up for Washington

It started with losing 15 pounds in the two weeks leading up to the Monmouth game (thanks to grueling treadmill sessions before practice each day). Then the numbers started to go up. And now the leadership has followed.

PJ Washington has emerged as a leader for this Kentucky team, according to head coach John Calipari. As he's played well, so have the Wildcats.

"PJ is not even the same player he was a month and a half ago, would you say?" John Calipari said after the home win over Texas A&M. "He's not even the same player."

Numbers wise, he certainly isn't. In the eight games after he shed the weight, Washington averaged 13.8 points and 1.6 blocks. He averaged 8.4 points and 0.9 blocks in the previous

UK's Record vs. AP Ranked Opponents and as an AP Ranked Opponent Under Coach Cal

| Kentucky (RK) | Opponent Rank | | | | | | | | | | | | | | | | | | | | | | | | | RV | NR | TOTAL |
|---------------|---------------|-----|-----|-----|-----|-----|-----|-----|-----|-----|-----|-----|-----|-----|-----|-----|-----|-----|-----|-----|-----|-----|-----|-----|-----|-----|-------|--------|
| | 1 | 2 | 3 | 4 | 5 | 6 | 7 | 8 | 9 | 10 | 11 | 12 | 13 | 14 | 15 | 16 | 17 | 18 | 19 | 20 | 21 | 22 | 23 | 24 | 25 | | | |
| 1 | - | 0-1 | 0-1 | 1-0 | 2-0 | 2-0 | - | 2-0 | 1-0 | - | 0-1 | - | - | - | - | 2-0 | 1-0 | 1-0 | - | 1-0 | 3-0 | 1-0 | - | - | - | 6-2 | 46-2 | 69-7 |
| 2 | - | - | - | - | 1-0 | 0-1 | - | - | - | - | - | 1-0 | 1-0 | - | 1-0 | - | 1-0 | - | 0-1 | - | - | - | - | - | - | 4-0 | 22-0 | 31-2 |
| 3 | - | - | - | - | - | - | - | - | 0-1 | - | - | 1-0 | - | - | - | - | - | - | - | 0-1 | - | - | - | - | - | 1-0 | 17-0 | 19-2 |
| 4 | - | 0-1 | - | 1-0 | - | - | - | - | - | - | - | - | - | 1-0 | - | - | - | - | - | - | - | - | - | - | 1-0 | 1-0 | 6-2 | 10-3 |
| 5 | - | - | - | - | - | - | - | - | - | - | 1-0 | - | - | - | - | - | - | - | - | - | - | - | - | 1-0 | - | - | 8-0 | 10-0 |
| 6 | - | - | - | - | 0-1 | - | 1-0 | 1-0 | - | 0-1 | - | - | - | - | - | - | - | 1-0 | - | - | - | - | - | - | - | 1-0 | 6-0 | 10-2 |
| 7 | - | - | - | 0-1 | - | - | - | - | - | - | - | - | - | - | - | - | - | - | - | - | - | - | - | - | - | - | 2-1 | 2-2 |
| 8 | - | - | - | - | - | - | - | - | - | - | - | - | 1-0 | - | - | - | - | - | - | - | - | - | - | - | 0-1 | 2-3 | 11-0 | 14-4 |
| 9 | - | - | - | - | - | - | - | - | - | - | - | - | - | - | - | - | - | - | - | - | - | - | - | - | - | - | 3-1 | 3-1 |
| 10 | - | - | - | - | - | - | - | - | - | - | - | - | 0-1 | - | - | - | - | - | - | - | - | - | - | - | - | 0-3 | 4-1 | 4-5 |
| 11 | 1-0 | - | - | - | - | - | 1-0 | - | 0-1 | - | - | - | 1-0 | - | - | - | 0-1 | - | - | - | 2-0 | - | - | - | - | - | 6-1 | 11-3 |
| 12 | - | - | - | - | - | - | - | - | - | - | - | - | - | - | - | 1-0 | - | - | - | - | - | - | - | - | - | 1-0 | 1-1 | 3-1 |
| 13 | - | - | - | - | - | - | - | - | - | - | - | - | - | - | - | - | - | - | - | - | - | - | - | - | - | - | 6-1 | 6-1 |
| 14 | - | - | 0-1 | - | - | - | - | - | - | - | - | - | - | - | - | - | - | - | - | - | - | - | - | - | - | 1-1 | 7-1 | 8-3 |
| 15 | - | - | - | - | - | - | - | - | - | - | - | 1-0 | - | - | - | - | - | - | - | - | - | - | - | - | - | 1-0 | 3-0 | 5-0 |
| 16 | - | - | - | - | - | - | - | - | - | - | - | - | - | - | - | 1-0 | - | - | - | - | - | - | - | - | - | 1-0 | 4-1 | 6-1 |
| 17 | - | - | - | - | - | - | - | - | - | - | - | - | - | - | - | - | - | - | - | - | - | - | 1-1 | - | - | - | 3-2 | 4-3 |
| 18 | - | - | - | - | - | - | - | - | - | - | - | - | - | - | - | - | - | - | - | - | - | 0-1 | - | - | - | 1-1 | 4-2 | 5-3 |
| 19 | - | - | - | 1-0 | - | - | - | - | - | - | - | - | - | - | - | - | - | - | - | - | - | - | - | - | - | - | 1-0 | 2-0 |
| 20 | - | - | - | 0-1 | - | - | - | - | - | - | - | - | - | - | - | - | - | - | - | - | 1-0 | - | - | - | - | - | 3-1 | 4-2 |
| 21 | - | - | - | - | - | - | - | - | - | - | - | - | - | - | - | - | - | - | - | - | - | - | - | - | - | 1-0 | 2-1 | 3-1 |
| 22 | - | - | - | - | - | - | - | - | - | - | - | 1-0 | - | - | - | - | - | - | - | - | - | - | - | - | - | 1-0 | 5-1 | 7-1 |
| 23 | - | - | - | - | - | - | - | - | - | - | - | - | - | - | - | - | - | - | - | - | - | - | - | - | - | - | 2-0 | 2-0 |
| 24 | - | - | - | - | - | - | - | - | - | - | - | - | - | - | - | - | - | - | - | - | - | - | - | - | - | - | - | - |
| 25 | 0-1 | - | - | - | - | - | 0-1 | - | - | - | - | - | - | - | - | - | - | - | - | - | - | - | - | - | - | - | 1-1 | 1-3 |
| RV | 0-1 | 1-0 | - | - | 1-0 | - | 2-0 | - | - | - | - | 1-0 | - | - | - | - | 0-1 | - | - | - | - | - | - | - | - | - | 3-0 | 8-2 |
| NR | - | - | - | 0-1 | - | - | - | - | - | - | 1-0 | - | - | - | 1-0 | - | - | - | - | - | - | - | - | - | - | - | - | 3-1 |
| TOTAL | 1-2 | 1-2 | 0-2 | 3-3 | 4-1 | 2-1 | 4-1 | 3-0 | 1-2 | 1-1 | 1-1 | 4-0 | 4-0 | 1-1 | 1-0 | 4-0 | 3-0 | 1-2 | 1-1 | 1-1 | 4-0 | 3-0 | 1-2 | 1-1 | 1-0 | - | Total | 249-53 |
| | | | | | | | | | | | | | | | | | | | | | | | | | | | Total | 51-24 |



NOTES

eight.

Washington's value was probably best represented in the loss at Tennessee. In the first half, Washington was dominant with 11 points and three steals. As a result, UK ran out to a 37-29 lead at halftime. In the second half, however, Washington's legs cramped up and he missed most of the second half. The Wildcats had no answer without him and were outscored by 19 after halftime, the biggest second-half margin of defeat in the Calipari era.

"Can you see how bad we were missing him at Tennessee in the second half?" Calipari said after Washington made key buckets down the stretch in a one-point win over Texas A&M. "Had no chance of winning the game without him on the floor at least 15 minutes. No chance."

Calipari called Washington the toughest player on the team following the victory vs. the Aggies and is counting on him to take the leadership reins of the team. He scored a career-high 22 points in the win vs. Mississippi State.

"I just asked him, he has to take the leadership of this team," Calipari said. "He has to do it now. He's the toughest guy. If a guy is not doing what he has to, you have the ability and the right now to tell him."

Sophomore Wenyen Gabriel Serving as Spark Plug

As the veteran of the youngest team in the country, Wenyen Gabriel has been looked to by his freshman teammates to be a leader. For a player who averaged just 4.6 points and 4.8 rebounds a year ago while playing an average of 17.8 minutes per game, that would be a tough task to handle. But not for Kentucky's super sophomore.

Gabriel is consistently making plays that do not show up on a box score, but statistically he is having an improved season in year two that should not be overlooked. Gabriel, through 23 games, has already achieved career-high totals in 3-point field goals (21) and steals (20). He's well on his way to surpassing every other category as well.

| | MPG | PPG | RPG | FG% | APG | BPG | SPG | 3FG% |
|---------|------|-----|-----|------|-----|-----|-----|------|
| 2016-17 | 17.8 | 4.6 | 4.8 | .405 | 0.7 | 0.9 | 0.3 | .317 |
| 2017-18 | 19.8 | 6.3 | 5.7 | .425 | 0.7 | 1.1 | 0.9 | .344 |

Always Efficient

According to Ken Pomeroy's calculations on kenpom.com, UK's teams under John Calipari have consistently ranked among the most efficient teams in the country per possession.

| Year | Offense (Rank) | Defense (Rank) | Overall |
|------|----------------|----------------|---------|
| 2018 | 112.6 (54) | 95.0 (21) | 30th |
| 2017 | 119.1 (12) | 91.4 (7) | 4th |
| 2016 | 120.4 (5) | 98.0 (53) | 6th |
| 2015 | 119.3 (5) | 86.5 (2) | 1st |
| 2014 | 117.6 (10) | 96.9 (41) | 11th |
| 2013 | 108.8 (42) | 99.1 (129) | 42nd |
| 2012 | 122.9 (2) | 88.2 (9) | 1st |
| 2011 | 118.1 (7) | 90.4 (15) | 6th |
| 2010 | 116.1 (15) | 86.2 (6) | 3rd |

numbers through Feb. 3

Schedule Presented Early Lessons

Kentucky certainly didn't ease into its 2017-18 schedule. The Wildcats opened the season with three games in five days, including a matchup vs. Kansas in Chicago for the State Farm Champions Classic. UK played three more over a six-day stretch and six total games in 13 days. All told, the Wildcats played seven games in 17 days to start the season.

After that busy stretch, Kentucky played just five games in 33 days, concluding with Louisville. That gave the Wildcats considerably more time between games, an important development for a team that wasn't able to get on the practice court all that much early in the season to fix any problems and improve. Part of that period took place while classes were out of session, allowing for John Calipari to institute what he calls "Camp Cal."

During that time period when there are no restrictions on practice hours and the Wildcats are free of any academic responsibilities, the Wildcats often practice two times a day and sometimes even three if one includes a workout session with strength and conditioning coach Rob Harris. The team basically eats, sleeps and drinks basketball during that time of the season, and it's often when Calipari's teams improve the most.

Now in the middle of the conference season, the Wildcats play two games a week for the rest of the season.

Wildcats Nonconference Schedule Ranks No. 6 in Country

Kentucky's young team was put to the test early and often with another formidable nonconference schedule. As of games played through Feb. 3, UK's nonconference schedule ranks No. 6 overall in the country.

Twelve of UK's 13 nonconference opponents made a postseason tournament in 2017, including eight who made the NCAA Tournament. Three of those advanced to the Sweet 16 or better.

Five nonconference teams finished the 2016-17 season with an RPI in the top 50 and four ended the season in both the Associated Press Top 25 and USA Today Coaches Poll. All told, Kentucky's 2017-18 nonconference opponents combined for a record of 314-134 in 2016-17, a .701 winning percentage.

Kentucky's nonconference schedule saw the Wildcats play in premier venues such as the United Center in Chicago (vs. Kansas) and Madison Square Garden in New York (vs. Monmouth), took them to a Big Blue Nation favorite in New Orleans (vs. UCLA), and featured a difficult trip to Morgantown, West Virginia, to play the West Virginia Mountaineers in January.

And that doesn't even include an arduous league schedule in what is a much-improved Southeastern Conference.

A quarter of ESPN's top-100 recruits in the 2017 class signed to play in the SEC. The league is coming off a season in which its teams combined to go 11-5 in the NCAA Tournam-

ent and had three teams advance to the Elite Eight.

Seven UK opponents entered the 2017-18 season ranked in one or both of the major polls, including three top-10 opponents.

Three is Better Than Two

Kentucky and UNLV went back and forth all season long last year for the claim of having the longest active streak of consecutive games with a made 3-pointer. Fittingly, both schools reached a historic milestone -- 1,000 straight games -- within a few hours of each other.

UK just beat out the Runnin' Rebels by mere hours, becoming the first school ever to hit a 3-pointer in 1,000 straight games with a trey at Alabama on Feb. 11, 2017. Malik Monk, UK's leader in 3-point field goals last season, got the Wildcats to 1,000 straight games with a 3-pointer from the right wing with 15:26 to go in the first half. UNLV would match it later in the day.

Kentucky passed UNLV for the nation's longest active streak of consecutive games with a made 3-pointer in its final game of 2015-16. UK has now knocked down at least one 3-pointer in 1,036 consecutive games. UNLV has hit one in 1,029 straight, through games on Feb. 3.

The Cats' last game without a made 3-pointer came against Seton Hall on Nov. 26, 1988 a "three-point" loss in the Great Alaska Shootout. The streak began on Nov. 28, 1998, in an 89-71 win vs. California. The Wildcats' record during the 1,036-game streak is 800-236.

Wildcats Unreliant of the 3-Ball

There's an old expression in basketball that's been around since the 3-point line came into existence: Live by the 3, die by the 3.

With as little as Kentucky has shot it from behind the arc this season, UK has done neither this season.

Kentucky is currently taking the fewest number of 3-point shots in the John Calipari era. As of games played on Feb. 3, Kentucky is attempting a 3-point shot on just 25.2 percent of its total field-goal attempts, far and away the lowest of the Calipari era. As a matter of fact, that's ranked 345th out of 351 teams in the country, according to KenPom.com.

Prior to back-to-back nights where the Cats shot 9.1 percent (South Carolina) and 23.5 percent (Florida), UK was having success when it was shooting 3-pointers. Before those two games, UK was shooting it at a 36.2-percent rate. UK is now shooting it with a 33.5-percent clip following another poor night with a 10.0-percent clip at Missouri.

UK's program record low for percentage of 3-point attempts is 13.7 percent in 1987-88, just the second year of existence for the 3-point shot. Only one other team (1988-89) had a rate less than 20 percent at 16.9 percent.

Kentucky's current rate is the lowest since Kentucky attempted a 3-pointer on 27.2 percent of its attempts during the 1995-96 season. That same team holds the program record for the best 3-point field-goal percentage with a 39.7 rate.

Here's a look at UK's percentages of 3-point attempts and 3-point field-goal percentages in the Calipari era:

| Year | Pct. of FG Attempts that were 3-pointers | 3-Point FG Pct. |
|----------|--|-----------------|
| 2009-10: | .313 | .331 (lowest) |
| 2010-11: | .324 (highest) | .397 (highest) |
| 2011-12: | .265 | .378 |
| 2012-13: | .293 | .346 |
| 2013-14: | .276 | .332 |
| 2014-15: | .271 | .349 |
| 2015-16: | .310 | .366 |
| 2016-17: | .316 | .353 |
| 2017-18: | .252 (lowest) | .335 |

Cats Deliver the Knockout Punch

UK is 224-5 (.978) in the John Calipari era when leading by at least 10 points at any time in the contest.

When Kentucky failed to put away South Carolina on Jan. 16 after leading by as many as 14 points in the second half, it was the first time the Wildcats let a double-digit lead wind up in a loss since losing two such games in the 2015-16 campaign.

Kentucky also blew two double-digit leads during the 2012-13 season. Four of the five losses have been to conference opponents.

Perhaps most impressive of all is that 70.5 percent of games Calipari has coached in at Kentucky have produced 10-point leads at some point during the game for UK. The Wildcats have led by 10 points or more in a whopping 84.2 percent of Calipari's 266 career wins at Kentucky.

Big-Game Cal, Cats

John Calipari's teams aren't just good against the best teams in the country, they're great. Not only does Kentucky have a 51-24 record (.680) vs. Associated Press Top 25 teams, UK is 5-3 when both teams are ranked in the AP top five under Calipari.

All-time, Calipari is 11-7 when both teams are ranked in the AP top five. When both teams are ranked in the AP Top 25, Calipari's all-time record is 75-48, including a 44-20 mark at Kentucky. When both are ranked in the top 10 he has a 24-15 record, including 13-8 at UK.

Taking Care of Business

Kentucky's 51-24 record vs. opponents ranked in the Associated Press Top 25 in John Calipari's tenure is impressive, but the Wildcats' ability to beat all-comers can't be overlooked. Under Calipari, UK is 215-35 vs. unranked competition, an .860 winning percentage.

UK has four losses to unranked opponents this season. It's the first time UK has had multiple losses to unranked teams since the 2015-16 season.



Points Per Possession

| Game | Off. PPP | Def. PPP |
|-------------------|----------|----------|
| UTAH VALLEY | 1.03 | 0.89 |
| VERMONT | 1.09 | 1.03 |
| vs. Kansas | 0.87 | 0.93 |
| ETSU | 1.07 | 0.84 |
| TROY | 0.99 | 0.87 |
| FORT WAYNE | 1.23 | 0.96 |
| UIC | 1.32 | 0.90 |
| HARVARD | 1.08 | 0.96 |
| vs. Monmouth | 1.19 | 0.97 |
| VIRGINIA TECH | 1.22 | 1.13 |
| vs. UCLA | 1.04 | 1.15 |
| LOUISVILLE | 1.22 | 0.82 |
| GEORGIA | 0.97 | 0.90 |
| at LSU | 1.04 | 1.00 |
| at Tennessee | 0.97 | 1.13 |
| TEXAS A&M | 1.14 | 1.12 |
| at Vanderbilt | 1.17 | 1.06 |
| at South Carolina | 0.91 | 1.01 |
| FLORIDA | 0.90 | 0.93 |
| MISSISSIPPI STATE | 1.08 | 0.90 |
| at West Virginia | 1.26 | 1.15 |
| VANDERBILT | 1.11 | 1.08 |
| at Missouri | 0.86 | 0.99 |
| TENNESSEE | | |
| at Texas A&M | | |
| at Auburn | | |
| ALABAMA | | |
| at Arkansas | | |
| MISSOURI | | |
| OLE MISS | | |
| at Florida | | |

Overall

Kentucky offensive high - 1.32 vs. UIC

Kentucky offensive low - 0.86 at Missouri

Kentucky SEC offensive high - 1.17 at Vanderbilt

Kentucky SEC offensive low - 0.86 at Missouri

Kentucky postseason high -

Kentucky postseason low -

Opponent offensive high - 1.15 vs. UCLA, at West Virginia

Opponent offensive low - 0.82 vs. Louisville

Opponent SEC offensive high - 1.12 vs. Texas A&M

Opponent SEC offensive low - 0.90 vs. Georgia, Mississippi St.

Opponent postseason high -

Opponent postseason low -

Hold Them to 55 Points and 40 Percent from the Field

Defense has always been a recipe for success for the Wildcats under John Calipari. The special ingredient: 55 points. UK is a perfect 63-0 under Calipari when holding the opponent to 55 points or fewer. The Wildcats are 150-5 under Calipari when limiting the opponent to 63 points or less.

Kentucky has also fared well when it keeps its opponents to a 40-percent clip or lower from the floor. UK is 162-13 against opponents under Calipari when its field-goal percentage is 40 percent or lower. UK is 10-3 in such games this season and held five straight opponents to less than 40 percent from Jan. 13-27. That's the longest such streak for the Wildcats since UK had six such games from Feb. 6, 2016 to Feb. 23, 2016.

Best in the Bluegrass

Kentucky has been dominant against teams in the state under John Calipari. UK is 16-2 against in-state foes with Calipari at the helm.

The mark also includes an 9-2 mark vs. Louisville. Two of the victories over the Cardinals came in postseason play. UK had its four-game winning streak snapped in 2016-17 but has won all five meetings played in Rupp Arena, including a 29-point blowout this season, the third-biggest margin of victory in the history of the series. Louisville's two wins have come by a combined six points.

Here's a list of the meetings between the state's two premier programs since Cal took over at UK:

- Jan. 2, 2010 - UK won 71-62 at Rupp Arena
- Dec. 31, 2010 - UK won 78-63 at KFC YUM! Center
- Dec. 31, 2011 - UK won 69-62 at Rupp Arena
- March 31, 2012 - UK won 69-61 at the Superdome (NCAA Final Four in New Orleans)
- Dec. 29, 2012 - Louisville won 80-77 at KFC YUM! Center
- Dec. 28, 2013 - UK won 73-66 at Rupp Arena
- March 28, 2014 - UK won 74-69 at Lucas Oil Stadium (NCAA Sweet 16 in Indianapolis)
- Dec. 27, 2014 - UK won 58-50 at KFC YUM! Center
- Dec. 26, 2015 - UK won 75-73 at Rupp Arena
- Dec. 21, 2016 - Louisville won 73-70 at KFC YUM! Center
- Dec. 29, 2017 - UK won 90-61 at Rupp Arena

Recruit and Reload

With everything the Wildcats lost last season to the professional ranks and graduation, UK reloaded with a historic recruiting class.

The Recruiting Services Consensus Index, which tallies major recruiting rankings and plugs them into a formula to calculate a consensus ranking, not only rated UK's 2017 class the best of the season – it measures this group as the best ever.

With 582 points in its recruiting calculations, this 2017 Kentucky group beat out another Wildcat class – the 2013 haul – to claim the title as the best recruiting class ever. That 2013 group had 557 points and consisted of Julius Randle, Andrew Harrison, Aaron Harrison, Dakari Johnson, James Young, Marcus Lee and Derek Willis. The RSCI rankings began in 1998.

The 2017 class consists of Kevin Knox (No. 10), Jarred Vanderbilt (No. 13), PJ Washington (No. 14), Nick Richards (No. 18), Quade Green (No. 23), Shai Gilgeous-Alexander (No. 30), Hamidou Diallo (No. 46) and Jemarl Baker (No. 72).

The RSCI includes individual player rankings from all of the major recruiting services, which this season featured Rivals, Scout, 247Sports and longtime recruiting analyst Van Coleman. The RSCI formula uses each of those services' rankings (only the top 100) players to assign a point value to each recruit. Using the point totals for all the five major services, it then adds the totals for all players in a class for the team's final score.

If all five RSCI sources had counted Diallo with the 2017 class, the Wildcats' score would have been closer to 630, according to the site.

UK has ranked No. 1 in the RSCI in seven of Calipari's nine classes at Kentucky.

Keep a Watchful Eye on the Cats

Stocked full of some of the nation's top talent, a handful of Wildcats are on a number of national preseason watch lists:

- Hamidou Diallo - Naismith Trophy, Oscar Robertson Trophy, John R. Wooden Award, Jerry West Award
- Kevin Knox - Naismith Trophy, Oscar Robertson Trophy, John R. Wooden Award, Julius Erving Award, Lute Olson Award
- Nick Richards - Kareem Abdul-Jabbar Award
- PJ Washington - Karl Malone Award

UK Starts Season in Top Five

Despite losing nearly 93 percent of its scoring and almost 77 percent of its rebounding from a season ago, Kentucky began the season in the top five of both major polls. The Wildcats were No. 4 in the USA Today Coaches Poll and No. 5 in the Associated Press Top 25 to start the year.

It's the ninth consecutive season under head coach John Calipari that Kentucky began the season ranked among the top 25 teams in the country in both polls. As a matter of fact, the Wildcats have been ranked in the preseason top five in both polls in eight of Calipari's nine seasons, including seven straight.

Two Wildcats Selected to Preseason All-SEC Teams

Two players were selected to the preseason All-SEC squads. Freshman Hamidou Diallo was picked to the first team by the league's media and the second team by the coaches, while classmate Kevin Knox was tabbed to the second team by the media and the first team by the head coaches.

Conference play opens Dec. 30 and the 2018 SEC Tournament is set to begin March 7 at the Scottrade Center in St. Louis.

A Winning Institution

Both the UK men's and women's basketball teams posted an eighth straight 20-win season in 2016-17. Kentucky is one of just three institutions (Duke and BYU) in the NCAA that have seen both their men's and women's basketball programs tally 20 or more wins in each of the last eight seasons.

With UK women's basketball coach Matthew Mitchell earning his 250th win on Jan. 11, Kentucky is one of 12 schools with both their men's and women's head coaches having registered at least 250 wins at that school. They join Baylor, BYU, Duke, Florida State, Middle Tennessee State, North Carolina, Notre Dame, Purdue, Saint Joseph's, Syracuse and Villanova.

International Cats

The Wildcats were well represented in international basketball this summer.

Hamidou Diallo, PJ Washington, Tai Wynyard and John Calipari all were part of the 2017 FIBA World Cup in Cairo. Sacha Killeya-Jones and Brad Calipari also traveled abroad this summer to play basketball.

Diallo and Washington, coached by John Calipari, captured a bronze medal for Team USA, while Wynyard was the star for the New Zealand Junior Tall Blacks.

Washington led Team USA in scoring at 12.9 points per game and added 5.1 rebounds and 2.2 assists. Diallo contributed 10.9



NOTES

points, 3.9 rebounds, 2.3 assists and 1.1 steals per game. Wynyard led the Junior Tall Blacks in scoring at 14.3 points per game and rebounding with 9.3 boards per outing.

Kevin Knox made the final 16 cuts for Team USA before the roster was trimmed to 12, but he pulled his name from contention after suffering a minor hamstring injury. Shai Gilgeous-Alexander declined an invite to join the Canadian national team for its training camp.

Meanwhile, Killeya-Jones attended Great Britain's national training camp in August to compete for a spot on Great Britain's FIBA EuroBasket 2017 team, while Brad Calipari went on an international basketball trip with Global Sports Academy to Croatia. He averaged 14.3 points, 6.5 assists and 3.3 rebounds in four games.

Calipari Inks Three for 2018 During Fall Signing Period

In what's become somewhat of a fall tradition in college basketball and a celebration of riches in the Big Blue Nation, the Kentucky men's basketball team has begun building one of the strongest recruiting classes in the country, signing three of the nation's top players during the early fall signing period. Highly rated prospects Tyler Herro, Keldon Johnson and Immanuel Quickley have all inked national letters of intent with UK.

All three players are consensus four- or five-star prospects and all are ranked in the top 50 by the major national recruiting services. Although it's still early in the recruiting process with a number of dominoes still to fall, national analysts once again believe UK's class will be one of the top hauls for 2018.

In every season in the John Calipari era, the Wildcats have signed a top-three recruiting class according to the Recruiting Services Consensus Index, which tallies major recruiting rankings and plugs them into a formula to calculate a consensus ranking.

- Tyler Herro - At 6-foot-5, Herro has length, and now listed at 195 pounds by 247Sports, he's quickly adding muscle to his frame. The shooting guard out of Whitnall High School in Greenfield, Wisconsin, averaged 23.9 points and shot 39 percent from 3-point range in his junior season in high school. The top-ranked player out of Wisconsin, Herro is considered one of the top shooting guards in the 2018 class. A consensus four-star recruit, Herro is ranked as high as No. 27 in ESPN's rankings, No. 38 by Rivals and No. 40 by 247Sports. Herro was one of 54 players selected for the USA Basketball Junior National Team minicamp in October. He also averaged 14.8 points, 5.9 rebounds and 3.1 assists per game on the Nike circuit this past summer, shooting 36 percent from 3-point range
- Keldon Johnson - A 6-6 shooting guard out of Oak Hill Academy in Mouth of Wilson, Virginia, Johnson is a consensus five-star player and one of the best in the class of 2018. A native of South Hill, Virginia, he previously played for Huntington Prep in Huntington, West Virginia, before transferring to Oak Hill for the 2017-18 season. Johnson is ranked as high as the No. 7 overall prospect by ESPN, including third at his position. 247Sports ranks him as the nation's No. 11 overall player, while Rivals has him at No. 18. He led his Boo Williams (Va.) AAU team to the semifinals of the Peach Jam after averaging 20.7 points, 8.5 rebounds and 3.1 assists during the Nike regular season. Johnson took home MVP honors at the NBPA Top 100 Camp in June. Like Herro, Johnson was one of 54 players selected for the USA Basketball Junior National Team minicamp in October
- Immanuel Quickley - A 6-4 guard out of the John Carroll School in Bel Air, Maryland, Quickley is a consensus five-star prospect. Considered a consensus top-three player at his position, he's ranked as high as No. 10 by Rivals, No. 12 by ESPN and No. 13 by 247Sports. In his junior season at John Carroll, Quickley averaged 23.7 points and 7.2 assists. He scored 30 or more in five games, 20 or more in 14 games and finished with eight double-doubles. He also averaged 25.7 points, 4.7 rebounds and shot 42.1 percent from 3-point range in the Adidas Summer Championships in July. Quickley was a member of the 2017 USA Men's U19 World Cup Team that competed in Cairo. Playing under Calipari, Quickley averaged 6.7 points and 2.4 assists in 18.3 minutes per game. He was named the Baltimore Sun Metro Player of the Year in 2016

Johnson, Quickley Selected for McDonald's All American Game

The Kentucky men's basketball team's 2018 recruiting class will be well represented during the 2018 McDonald's All American Game in March with the selections of Keldon Johnson and Immanuel Quickley.

Joining an elite list that features some of the greatest players to play for Kentucky, incoming Wildcats Johnson and Quickley were selected to participate in the 41st annual McDonald's All American Game on March 28 in Philips Arena in Atlanta. The game will tip off at 7 p.m. ET and air on ESPN.

With the selections of Johnson and Quickley, UK has signed 32 players during the John Calipari era who have been named to the prestigious high school event, more than any other school in the country during that time period. Multiple players from each signing class

have been tabbed McDonald's All Americans during the Calipari era, including five in the 2013 and 2017 classes.

Kentucky has signed 64 McDonald's All Americans since the team began in 1977, including current Wildcats Sacha Killeya-Jones (2016), Quade Green, (2017), Kevin Knox (2017), Nick Richards (2017), Jarred Vanderbilt (2017) and PJ Washington (2017).

UK Tops Nation with 27 Players on NBA Opening-Day Rosters

Kentucky's unprecedented success with helping players reach the NBA has surpassed a new level of extreme. At the start of the 2017-18 NBA season, a whopping 27 players on NBA opening-day rosters played and finished their college basketball careers at the University of Kentucky, the nation's most prolific NBA player-producing program in the country. UK's 27 players are once again far and away the most of any college basketball program. Duke was second with 20 former players and North Carolina and Kansas each have 16 on opening-day rosters.

Of the 489 players in the NBA to start the 2017-18 season, more than 5.5 percent played and finished their college basketball careers at UK. Seven NBA teams feature multiple Wildcats.

All told, UK's 27 players represented on 15 of the league's 30 teams. Of the 27 Wildcats on an opening-day NBA roster, head coach John Calipari has coached 25 of them. With Tyreke Evans (Memphis Grizzlies) and Derrick Rose (Cleveland Cavaliers), who played for Calipari at Memphis, Calipari has coached 27 players on 2017-18 opening-day rosters, the most of any coach.

The Wildcats also have a handful of players on the doorstep of the league in the NBA G-League, including Aaron Harrison, Mychal Mulder, Marquis Teague, Derek Willis and James Young, and several others playing professionally internationally.

Kentucky has experienced unprecedented success at putting players in the NBA under Calipari. In the eight seasons of the Calipari era, 31 players have been selected in the NBA Draft, more than any other school. Included in the recent run are 24 first-round picks, three No. 1 overall selections (Anthony Davis, Karl-Anthony Towns and John Wall), seven top-five picks and 17 lottery selections.

Using figures compiled by basketball-reference.com and spotrac.com, Calipari-coached players only (which includes Rose and Evans but not Jodie Meeks or Rajon Rondo) have amassed nearly \$1.5 billion in career NBA contracts (\$1.455 billion). In the eight seasons Calipari has been the head coach at Kentucky, his players have totaled more than \$1.09 billion in NBA contracts.

In just the 2017-18 season alone, UK players are slated to make more than \$178 million. Calipari-coached players only (which includes Rose and Evans but not Meeks or Rondo) will make more than \$177 million.

UK's growing NBA contingent is already off to a fast start to the 2017-18 season:

- According to Basketball Reference, Davis is the only player since 1983-84 to post 95-plus points and 50-plus rebounds in the first three games of a season
- DeMarcus Cousins returned to Sacramento, his former team, for the first time by recording 41 points, 23 rebounds and six assists. It was the first time a player scored at least 40 points, grabbed at least 20 rebounds and dished out at least five assists since Chris Webber did it on Jan. 5, 2001. According to NBA.com/stats, he iwaste the first player with at least 40 points, at least 20 rebounds and at least six assists on 50-percent shooting since Bob McAdoo did it on Jan. 15, 1976
- Malik Monk became the first Charlotte rookie to score 25 or more points in a game since Michael Kidd-Gilchrist in December of 2012 when he netted 25 on Nov. 1
- In November, Devin Booker became the fourth-youngest player in league history to reach 3,000 points behind LeBron James, Kevin Durant and Carmelo Anthony
- Towns recorded his 122th double-double of his career in his 175th career game. According to Timberwolves public relations, in the past 35 years, only Shaquille O'Neal, Tim Duncan and David Robinson have recorded more double-doubles in their first 175 games
- On Nov. 21, Davis recorded his 16th 35-point, 15-rebound game. According to Basketball Reference, the only other player since 1983 who recorded more than 10 before turning 25 was Shaquille O'Neal, who had 27. As of Dec. 6, Davis and Cousins had more combined 35-point, 15-rebound games than the rest of the league combined since 2012-13
- Young, playing in the NBA G-League, recorded back-to-back 40-point games in November
- With 29 points on Nov. 22, Davis passed Chris Paul to become the Pelicans' second all-time leading scorer. He's behind only David West
- Cousins (Oct. 30), Towns (Nov. 20) and Davis (Nov. 27) have all won NBA Player of the Week
- Cousins became the first player this season to record 500 points and 250 rebounds
- On Nov. 28, Towns recorded his 27th career game with at least 20 points and 15 rebounds. According to ESPN Stats & Info, only Davis has more since 2015-16

2017-18 Lineup Comparison

A breakdown of Kentucky's most used lineups, including a breakdown of each lineup's +/- statistics:

| Most Frequent Lineups | Total Minutes | Points For | Points Against | +/- | +/- per 40 min. |
|--|---------------|------------|----------------|-----|-----------------|
| Diallo, Richards, Knox, Washington, Green | 83:51 | 173 | 164 | +9 | +4.29 |
| Diallo, Richards, Knox, Gilgeous-Alexander, Washington | 80:58 | 150 | 161 | -11 | -5.43 |
| Diallo, Knox, Gilgeous-Alexander, Washington, Gabriel | 61:36 | 129 | 112 | +17 | +11.04 |
| Knox, Gilgeous-Alexander, Washington, Gabriel, Green | 52:09 | 105 | 105 | 0 | 0.00 |
| Diallo, Knox, Gilgeous-Alexander, Washington, Killeya-Jones | 50:31 | 87 | 86 | +1 | +0.79 |
| Diallo, Richards, Knox, Gilgeous-Alexander, Gabriel | 43:50 | 92 | 62 | +30 | +27.38 |
| Diallo, Knox, Gilgeous-Alexander, Gabriel, Killeya-Jones | 39:08 | 86 | 55 | +31 | +31.69 |
| Knox, Gilgeous-Alexander, Gabriel, Green, Killeya-Jones | 37:25 | 54 | 65 | -11 | -11.76 |
| Richards, Knox, Gilgeous-Alexander, Washington, Green | 35:51 | 55 | 64 | -9 | -10.04 |
| Diallo, Gilgeous-Alexander, Washington, Gabriel, Killeya-Jones | 26:51 | 53 | 31 | +22 | +32.77 |



- Booker scored 46 points in a win over The Philadelphia 76ers on Dec. 4 for his 10th 30-point game of the season. Only LeBron James reached 10 30-point games faster than Booker in 2017-18
- Cousins recorded 40 points and 22 rebounds on Dec. 6 vs. Denver. According to NBA.com/stats, he's the first player with multiple 40-point, 20-rebound games in a season since Patrick Ewing had two such games in 1989-90. Add in his four blocks that game and he became the first player to record 40 points, 20 rebounds and four blocks in a game since Hakeem Olajuwon in March 1989
- With Rondo's triple-double on Dec. 11, Rondo and Cousins marked the first time in Pelicans franchise history teammates posted triple-doubles in the same season
- Enes Kanter became the fifth player and first since Bob Lanier in 1971 to have at least 30 points and 20 rebounds in a game on Christmas Day when he had 31 points and 22 boards vs. the 76ers
- Rondo set a Pelicans franchise record with 25 assists on Dec. 27 in a win over the Nets. He became the first player with 25 assists in an NBA game since Jason Kidd (1996), according to NBA.com/stats. He's one of only seven players to ever dish out 25 or more assists and the only player to do it in 30 minutes or less of action, according to ESPN Stats & Info
- Davis recorded a 48-point, 17-rebound game on Jan. 14 followed by a 45-point, 16-rebound effort on Jan. 16. According to SportsCenter, he's just the third player in NBA history with back-to-back games of at least 45 points and at least 15 rebounds. Davis has done it twice (he did it in 2016-17 as well)
- Davis recorded a 48-point, 17-rebound game on Jan. 14 followed by a 45-point, 16-rebound effort on Jan. 16. According to SportsCenter, he's just the third player in NBA history with back-to-back games of at least 45 points and at least 15 rebounds. Davis has done it twice (he did it in 2016-17 as well)
- Cousins posted a monster stat line of 44 points 24 rebounds and 10 assists game on Jan. 22 in a win over Chicago. Cousins became just the fifth NBA player and first since Hall of Famer Kareem Abdul-Jabbar in 1972 to have as many as 40 points, 20 rebounds and 10 assists in a game, according to the Elias Sports Bureau
- Cousins suffered a ruptured Achilles tendon on Jan. 26. He was averaging 25.2 points, 12.9 rebounds and 5.4 assists per game. According to ESPN Stats and Info, over the last 50 seasons, only four players averaged at least 25 points, 10 rebounds, and five assists per game for an entire season. All four of those players won the league's most valuable player award.
- Kanter had 20 points, 20 rebounds, and five assists in a Knicks win on Feb. 1. The last Knicks player with that many points, rebounds and assists in a Knicks win was Jerry Lucas (23-22-9) in 1971.
- Davis scored 43 points on Feb. 2 to become the Pelicans' all-time scoring leader, passing David West. Davis became the all-time leading scorer for New Orleans in 380 regular season games. West, the former all-time leading scorer for the franchise at 8,690 points, did it in 530 regular season games.
- Towns has an NBA-leading 46 double-doubles following a 22-point, 16-rebound performance on Feb. 3. Only two other Timberwolves players recorded more than 45 double-doubles before the All-Star break: Kevin Garnett (46 in both 2003-04 and 2004-05) and Kevin Love (51 in 2010-11).

Record Four Wildcats Selected for NBA All-Star Game

John Calipari said he hasn't given up hope to one day fill the NBA All-Star Game with half the players from Kentucky. There's reason for him to stay optimistic with four players selected for this year's annual showcase of talent.

Four former UK basketball players were chosen to play in this year's All-Star Game on Feb. 18 at the Staples Center in Los Angeles. DeMarcus Cousins and Anthony Davis, both from the New Orleans Pelicans, were voted in as starters, while Karl-Anthony Towns (Minnesota Timberwolves) and John Wall (Washington Wizards) were selected as reserves.

Only one other time in the history of the NBA All-Star Game has a college featured four or more of its former players in an NBA All-Star Game. That took place in 1983 with UCLA's four representatives (Kareem Abdul-Jabbar, Marques Johnson, Kiki Vandeweghe and Jamaal Wilkes).

Davis will make his fifth consecutive appearance and third overall as a starter. Cousins was set to head for his fourth All-Star Game and first as a starter until suffering a season-ending Achilles injury on Jan. 26. For Towns, this will be his first career All-Star appearance. Wall was set to make his fifth straight appearance before undergoing a knee procedure in late January.

Davis and Cousins were voted in by the fans, their peers and media members. Fans could vote via Twitter, Facebook, NBA.com, the NBA app and Google search. Towns and Wall were voted in by the league's coaches.

Kentucky is the only school in the country with two former players in the 2018 All-Star Game starting lineup. When Cousins and Davis suit up for the game, it will mark the first time a school has had two players in the starting lineup of the NBA All-Star Game since Wake Forest had Chris Paul and Tim Duncan in the 2011 game. UK had two players – Davis and Wall – voted into the starting lineup in 2015, but Davis could not play due to injury.

A season ago, Davis won MVP honors as the game was played in New Orleans. Davis scored an All-Star Game record 52 points in addition to contributing 10 rebounds. He broke Wilt Chamberlain's previous scoring record of 42 points set in 1962.

Those four won't be the only Wildcats in at NBA All-Star weekend. Jamal Murray (Denver Nuggets) will look to defend his MVP crown from last year's game in the Rising Stars Challenge, a matchup of some of the league's best first- and second-year players. That game will be played Feb. 16 at 9 p.m. on TNT at the Staples Center.

Murray scored a game-high 36 points, the fourth most in the game's history, to go along with 11 assists, en route to MVP honors. Murray put on a show last season in New Orleans, going 13 of 19 from the field, including 9 for 14 from behind the arc. He did all that in just 20 minutes and scored 27 of his points after halftime.

Murray will also take part in the Rising Skills Challenge on Feb. 17. Devin Booker will take part in the 3-point Shooting Contest as part of Saturday's events. Dwane Casey, who played at Kentucky from 1976-79 and now coaches the Toronto Raptors, will serve as the coach of the Eastern Conference in the All-Star Game.

Success Rate

The Wildcats received an NCAA award in the spring of 2017 for placing in the top 10 percent of all men's basketball teams in the country in the NCAA's annual Academic Progress Rate. UK scored a perfect 1,000.

It's the third straight year the men's basketball team received the award and the fourth time since 2009.

The APR provides a real-time look at a team's academic success by the progress of each student-athlete on scholarship. The APR measures academic eligibility, retention and graduation. The scores are a four-year composite, covering the 2012-13 through 2015-16 school years.

Every Division I sports team across the nation calculates its APR each academic year, similar to a report card. Scholarship student-athletes each semester earn one point for remaining eligible and one point for staying in school or graduating.

UK has received a perfect 1,000 mark in each of the last four single-year APR rates. The NCAA cut score to compete in the 2016-17 postseason is a 930 four-year APR. Teams scoring below 930 can face consequences intended to direct additional focus on academics. Those penalties can include practice restrictions and playing-season reductions.

UK to Tip Off 2018-19 Season as a Part of Champions Classic

Already one of the premier events of the college basketball season, the annual State Farm Champions Classic's spotlight is about to get even brighter with the announcement Wednesday that the event will tip off the 2018-19 season.

The event, which features Kentucky, Duke, Kansas and Michigan State, will move up a week next season to Nov. 6, coinciding with the new start of the college basketball season.

The 2018 Champions Classic, which will continue to be a neutral-site doubleheader, will feature UK vs. Duke and Michigan State vs. Kansas. Indianapolis' Bankers Life Fieldhouse will serve as the backdrop for the 2018 games, with the 2019 Champions Classic returning to Madison Square Garden in New York.

The Champions Classic will be in its eighth season in 2018 with Kentucky and Duke leading the way with 4-3 records. Kansas and Michigan State are 3-4 in the series.

Since the Champions Classic began in 2011, all four teams have reached the NCAA Final Four at least once, with Kentucky and Duke winning national titles, in 2012 and 2015, respectively. Over the last 14 games of the Classic, there have been 13 top-25 matchups, including two games featuring No. 1 vs. No. 2 (according to the AP Top 25).

UK has played Duke in the Champions Classic two times. The Blue Devils defeated the Wildcats 75-68 in 2012 in Atlanta but Kentucky beat Duke 74-63 in 2015 in Chicago.

Wall Inducted into UK Athletics Hall of Fame

John Wall was inducted into the UK Athletics Hall of Fame as a member of the 2017 class in September.

Wall was the first national player of the year in program history as winner of the Adolph Rupp Trophy. He was named 2010 USBWA National Freshman of the Year, a Consensus First Team All-American, 2010 SEC Player of the Year by Associated Press and SEC Coaches, SEC Freshman of the Year by the AP, First Team All-SEC and SEC Tournament MVP.

Wall led UK to a No. 1 national ranking, SEC regular-season championship and the SEC Tournament championship. He set the single-season assists record with 241 assists (broken in 2016 by Tyler Ulis) and averaged 16.6 points and 6.5 assists. He was the first No. 1 overall NBA Draft pick in UK history. A four-time NBA All-Star through his first seven seasons, he has averaged double-figure scoring every season. Wall was tabbed to the All-NBA Third Team in 2017. He is the Washington franchise career leader in assists and steals.



KENTUCKY BY THE NUMBERS

| Date | Opponent | Result | Points | Rebounds | Blocks | Steals | Assists |
|------|---|------------------------|--------------------------------|------------------------------|--------------------------------|-------------------------------|-------------------------------|
| N.10 | [-/-] UTAH VALLEY | W, 73-63 | Diallo - 18 [^] | Gabriel - 13 [^] | Two with 3 | Two with 4 [^] | Two with 4 |
| N.12 | [-/-] VERMONT | W, 73-69 | Washington - 17 [^] | Washington - 10 [^] | Four with 1 [^] | G.-Alexander - 2 [^] | Green - 4 |
| N.14 | [4/3] Kansas ² | L, 65-61 | Knox - 20 [^] | Two with 9 [^] | Washington - 4 [^] | G.-Alexander - 3 [^] | Diallo - 4 |
| N.17 | [-/-] ETSU³ | W, 78-61 | Green - 21 [^] | Knox - 10 [^] | Killeya-Jones - 3 [^] | Two with 2 | G.-Alexander - 6 [^] |
| N.20 | [-/-] TROY³ | W, 70-62 | Knox - 17 [^] | Diallo - 10 [^] | Gabriel - 2 | Three with 1 [^] | Washington - 4 [^] |
| N.22 | [-/-] FORT WAYNE³ | W, 86-67 | Richards - 25 [^] | Richards - 15 [^] | Richards - 2 [^] | G.-Alexander - 4 [^] | Green - 5 |
| N.26 | [-/-] UIC⁴ | W, 107-73 | Knox - 25 [^] | Green - 6 | Richards - 3 [^] | G.-Alexander - 2 [^] | G.-Alexander - 6 [^] |
| D.2 | [-/-] HARVARD | W, 79-70 | Knox - 20 | Two with 7 [^] | Richards - 3 [^] | Gabriel - 3 [^] | Green - 5 [^] |
| D.9 | [-/-] Monmouth⁴ | W, 93-76 | Diallo - 23 [^] | Richards - 8 [^] | Washington - 4 [^] | Two with 2 | G.-Alexander - 9 [^] |
| D.16 | [RV/RV] VIRGINIA TECH | W, 93-86 | Knox - 21 [^] | Gabriel - 9 | Richards - 3 [^] | Diallo - 3 [^] | Two with 5 |
| D.23 | [-/-] UCLA⁵ | L, 83-75 | Diallo - 18 | Two with 6 | Three with 1 | Three with 2 | G.-Alexander - 5 |
| D.29 | [RV/RV] LOUISVILLE | W, 90-61 | G.-Alexander - 24 [^] | Three with 7 | Two with 2 [^] | G.-Alexander - 3 [^] | Green - 5 [^] |
| D.31 | [-/-] GEORGIA* | W, 66-61 | G.-Alexander - 21 [^] | Two with 10 [^] | Two with 2 [^] | G.-Alexander - 3 [^] | G.-Alexander - 4 [^] |
| J.3 | [-/-] at LSU* | W, 74-71 | Two with 18 | Knox - 11 [^] | Washington - 2 [^] | Gabriel - 3 [^] | G.-Alexander - 4 [^] |
| J.6 | [23/22] at Tennessee* | L, 76-65 | Green - 14 | Richards - 8 | Washington - 2 [^] | Washington - 3 | G.-Alexander - 6 [^] |
| J.9 | [RV/RV] TEXAS A&M* | W, 74-73 | Diallo - 18 | G.-Alexander - 7 | G.-Alexander - 2 [^] | Washington - 2 [^] | G.-Alexander - 5 |
| J.13 | [-/-] at Vanderbilt* | W, 74-67 | G.-Alexander - 22 [^] | Gabriel - 9 [^] | Three with 2 [^] | Three with 1 | G.-Alexander - 6 [^] |
| J.16 | [-/-] at South Carolina* | L, 76-68 | Knox - 21 | Knox - 8 [^] | Five with 1 [^] | Two with 2 | Vanderbilt - 3 |
| J.20 | [RV/RV] FLORIDA* | L, 66-64 | Two with 10 | Richards - 9 [^] | Richards - 2 [^] | Four with 1 | G.-Alexander - 6 |
| J.23 | [-/-] MISSISSIPPI STATE* | W, 78-65 | Washington - 22 [^] | Two with 7 | Two with 2 | Washington - 3 [^] | G.-Alexander - 6 [^] |
| J.27 | [7/7] at West Virginia⁶ | W, 83-76 | Knox - 34 [^] | Vanderbilt - 11 [^] | Gabriel - 3 | Green - 1 | G.-Alexander - 5 |
| J.30 | [-/-] VANDERBILT* | W, 83-81 ^{OT} | G.-Alexander - 30 [^] | Knox - 8 [^] | Richards - 2 [^] | Washington - 2 [^] | Two with 3 |
| F.3 | [-/-] at Missouri* | L, 69-60 | G.-Alexander - 15 | Vanderbilt - 10 [^] | Two with 1 | Two with 2 [^] | G.-Alexander - 6 [^] |
| F.6 | [15/-] TENNESSEE* | | | | | | |
| F.10 | [-/-] at Texas A&M* | | | | | | |
| F.14 | [-/-] at Auburn* | | | | | | |
| F.17 | [-/-] ALABAMA* | | | | | | |
| F.20 | [-/-] at Arkansas* | | | | | | |
| F.24 | [-/-] MISSOURI* | | | | | | |
| F.28 | [-/-] OLE MISS* | | | | | | |
| M.3 | [-/-] at Florida* | | | | | | |

All games in **BOLD CAPS**; Exhibition games in *italics*; *SEC game; ^game leader
 1 - Kentucky Cares Classic (Rupp Arena)
 2 - Champions Classic (United Center | Chicago)
 3 - Adolph Rupp Classic (Rupp Arena)
 4 - CITI Sports Classic (Madison Square Garden | New York)
 5 - CBS Sports Classic (Smoothie King Center | New Orleans)
 6 - Big 12/SEC Challenge (WVU Coliseum | Morgantown, W.Va.)

| Times Led | Times Led | Times Led | Times Led | Times Led |
|--|---|---|---|--|
| G.-Alexander - 7 Knox - 7 Diallo - 4 Washington - 3 Green - 2 Gabriel - 1 Richards - 1 | Richards - 7 Gabriel - 6 Knox - 6 Diallo - 3 Vanderbilt - 3 Washington - 2 G.-Alexander - 1 Green - 1 Killeya-Jones - 1 | Richards - 11 Gabriel - 9 Washington - 8 G.-Alexander - 4 Diallo - 3 Killeya-Jones - 2 Vanderbilt - 2 | G.-Alexander - 11 Knox - 6 Washington - 6 Gabriel - 4 Diallo - 4 Killeya-Jones - 3 Green - 2 Wynyard - 1 | G.-Alexander - 15 Green - 5 Washington - 3 Diallo - 1 Knox - 1 Vanderbilt - 1 |

Wins vs. Losses

| Result | FG% | Opp. FG% | 3-Pt. FG% | Opp 3-Pt. FG% | FT% | RPG | APG | TOPG | BPG | SPG | PPG | Opp PPG |
|--------|------|----------|-----------|---------------|------|------|------|------|-----|-----|------|---------|
| Wins | .490 | .409 | .381 | .286 | .700 | 39.5 | 14.3 | 13.3 | 5.4 | 5.9 | 80.8 | 69.5 |
| Losses | .407 | .403 | .228 | .295 | .661 | 38.2 | 11.8 | 15.5 | 4.7 | 6.3 | 65.5 | 72.5 |

Comparing the Calipari Era

A look at statistics through 23 games throughout the John Calipari era ...

| Year | FG% | Opp. FG% | 3-Pt. FG% | FT% | RPG | Assists | TOs. | Blocks | Steals | Points | PPG | Record |
|---------|------|----------|-----------|------|------|---------|------|--------|--------|--------|------|--------|
| 2017-18 | .468 | .407 | .335 | .692 | 39.1 | 314 | 319 | 120 | 138 | 1,767 | 76.8 | 17-6 |
| 2016-17 | .487 | .426 | .357 | .688 | 40.3 | 391 | 274 | 136 | 146 | 2,074 | 90.2 | 18-5 |
| 2015-16 | .474 | .404 | .333 | .670 | 39.1 | 321 | 282 | 131 | 141 | 1,799 | 78.2 | 17-6 |
| 2014-15 | .461 | .336 | .353 | .700 | 38.3 | 348 | 255 | 162 | 167 | 1,693 | 73.6 | 23-0 |
| 2013-14 | .475 | .397 | .319 | .678 | 41.6 | 280 | 279 | 157 | 109 | 1,828 | 79.5 | 18-5 |
| 2012-13 | .488 | .378 | .362 | .648 | 39.2 | 338 | 304 | 176 | 147 | 1,749 | 76.0 | 17-6 |
| 2011-12 | .485 | .360 | .367 | .714 | 39.8 | 303 | 288 | 215 | 155 | 1,790 | 77.8 | 22-1 |
| 2010-11 | .459 | .384 | .404 | .709 | 39.1 | 301 | 266 | 151 | 137 | 1,769 | 76.9 | 17-6 |
| 2009-10 | .489 | .381 | .386 | .686 | 42.3 | 369 | 352 | 165 | 170 | 1,893 | 82.3 | 22-1 |



MISCELLANEOUS STATS

Team Leaders

| NO. | NAME | GAME LEADERS | | | | | GAMES WITH | | | | | | | |
|-----|-------------------------|--------------|--------|---------|---------|---------|------------|---------|---------|---------|--------|--------|-------|---------------|
| | | PTS. | REBS. | BLKS. | ASSTS. | STLS. | 10+ PTS | 20+ PTS | 10+REBS | 3+ASSTS | 3+BLKS | 3+STLS | 3+3s | DOUBLE-DOUBLE |
| 0 | Quade Green | 2 (2) | 1 (1) | - | 5 (5) | 2 (2) | 10 (10) | 1 (1) | - | 11 (11) | - | - | 3 (3) | - |
| 1 | Sacha Killeya-Jones | - | 1 (1) | 2 (5) | - | 3 (3) | - (1) | - | 1 (1) | 2 (2) | - | - | - | - |
| 2 | Jarred Vanderbilt | - | 3 (3) | 2 (2) | 1 (1) | - | - | 2 (2) | - | 1 (1) | - | - | - | - |
| 3 | Hamidou Diallo | 4 (4) | 3 (3) | 3 (3) | 1 (1) | 4 (4) | 13 (13) | 2 (2) | 2 (2) | 6 (6) | - | 1 (1) | 1 (1) | 1 (1) |
| 4 | Nick Richards | 1 (1) | 7 (7) | 11 (11) | - | - | 6 (6) | 1 (1) | 1 (1) | 4 (4) | - (-) | - | 1 (1) | - |
| 5 | Kevin Knox | 7 (7) | 6 (6) | - | 1 (1) | 6 (6) | 17 (17) | 6 (6) | 2 (2) | 6 (6) | - | 1 (1) | 4 (4) | 2 (2) |
| 10 | Jonny David | - | - | - | - | - | - | - | - | - | - | - | - | - |
| 12 | Brad Calipari | - | - | - (1) | - | - | - | - | - | - | - | - | - | - |
| 13 | Jemarl Baker | - | - | - | - | - | - | - | - | - | - | - | - | - |
| 14 | Tai Wynyard | - | - | - | - | 1 (1) | - | - | - | - | - | - | - | - |
| 22 | Shai Gilgeous-Alexander | 7 (7) | 1 (1) | 4 (4) | 15 (15) | 11 (11) | 15 (15) | 4 (4) | - | 20 (20) | - | 5 (5) | - | - |
| 25 | PJ Washington | 3 (3) | 2 (2) | 8 (8) | 3 (3) | 6 (6) | 12 (12) | 2 (2) | 1 (1) | 7 (7) | 2 (2) | 2 (2) | - | 1 (1) |
| 30 | Dillon Pulliam | - | - | - | - | - | - | - | - | - | - | - | - | - |
| 32 | Wenyen Gabriel | 1 (2) | 6 (14) | 9 (20) | - | 4 (6) | 4 (11) | - (1) | 3 (5) | 2 (4) | 3 (6) | 2 (3) | 2 (5) | - (1) |

Career Total in (Parentheses)

Starting Lineups

| Guard | Guard | G/F | Forward | Forward | Games | W-L |
|-------------|--------|------|------------|----------|-------|------|
| Green | Diallo | Knox | Washington | Richards | 13 | 10-3 |
| G.Alexander | Diallo | Knox | Washington | Richards | 9 | 6-3 |
| G.Alexander | Diallo | Knox | Gabriel | Richards | 1 | 1-0 |

| Starter | Games Started | Wins | Losses |
|--------------------|---------------|------|--------|
| Diallo | 23 | 17 | 6 |
| Knox | 23 | 17 | 6 |
| Richards | 23 | 17 | 6 |
| Washington | 22 | 16 | 6 |
| Green | 13 | 10 | 3 |
| Gilgeous-Alexander | 10 | 7 | 3 |
| Gabriel | 1 | 1 | 0 |

Streaks

| | |
|--------------------------------|--------|
| Overall | Lost 1 |
| Unranked AP teams anywhere | Lost 1 |
| Ranked AP teams anywhere | Won 1 |
| Home | Won 2 |
| Home AP ranked teams | Won 1 |
| Home AP unranked teams | Won 2 |
| Home SEC | Won 2 |
| Home nonconference | Won 7 |
| Home AP ranked SEC | Won 3 |
| Home AP unranked SEC | Won 2 |
| Home AP ranked nonconference | Lost 1 |
| Home AP unranked nonconference | Won 43 |
| Road | Lost 1 |
| Road AP ranked teams | Won 1 |
| Road AP unranked teams | Lost 2 |
| Road SEC | Lost 2 |
| Road nonconference | Won 1 |
| Road AP ranked SEC | Lost 2 |
| Road AP unranked SEC | Lost 2 |
| Road AP ranked nonconference | Won 1 |
| Road AP unranked nonconference | Lost 4 |
| Neutral | Lost 1 |
| Neutral AP ranked teams | Lost 2 |
| Neutral AP unranked teams | Lost 1 |

Win-Loss Margins

| Margin | Games Won | Games Lost |
|--------|-----------|------------|
| 1 | 1 | |
| 2 | 1 | 1 |
| 3 | 1 | |
| 4 | 1 | 1 |
| 5 | 1 | |
| 6 | | |
| 7 | 3 | |
| 8 | 1 | 2 |
| 9 | 1 | 1 |
| 10 | 1 | |
| 11 | | 1 |
| 12 | | |
| 13 | 1 | |
| 14 | | |
| 15 | | |
| 16 | | |
| 17 | 2 | |
| 18 | | |
| 19 | 1 | |
| 20 | | |
| 21 | | |
| 22 | | |
| 23 | | |
| 24 | | |
| 25+ | 2 | |

| Active Consecutive Made Starts | |
|--------------------------------|----|
| Hamidou Diallo | 23 |
| Kevin Knox | 23 |
| Nick Richards | 23 |
| Shai Gilgeous-Alexander | 8 |
| PJ Washington | 1 |

| Active Consecutive Made Free Throws | |
|-------------------------------------|----|
| Shai Gilgeous-Alexander | 11 |
| Quade Green | 6 |
| Jarred Vanderbilt | 6 |
| Hamidou Diallo | 3 |
| PJ Washington | 3 |
| Jonny David | 2 |
| Tai Wynyard | 2 |
| Nick Richards | 1 |

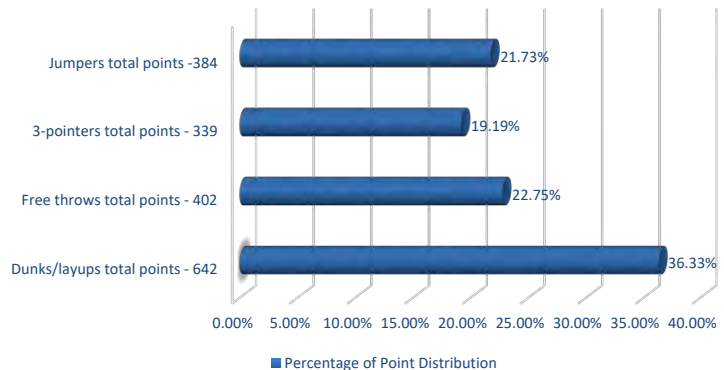
| Active Consecutive Games with a 3-Pointer | |
|---|---|
| Quade Green | 3 |
| Wenyen Gabriel | 1 |

Kentucky's Record When

| KENTUCKY RECORD | ALL | SEC | KENTUCKY RECORD | ALL | SEC |
|-------------------------------|------|-----|---------------------------------|------|-----|
| Leading at halftime: | 11-2 | 3-2 | On CBS: | 1-2 | 0-1 |
| Tied at the half: | 0-1 | 0-0 | On ESPN/ESPN2/ESPNU: | 10-3 | 5-2 |
| Trailing at halftime: | 6-3 | 3-2 | On Fox Sports1: | 0-0 | 0-0 |
| Shoot > 50%: | 8-1 | 4-1 | On SEC Network/(+): | 6-1 | 1-1 |
| Shoot < 50%: | 9-5 | 2-3 | On FSN: | 0-0 | 0-0 |
| Shoot higher % than opp.: | 13-3 | 4-3 | vs. SEC at Home: | 4-1 | 4-1 |
| Shoot lower % than opp.: | 4-3 | 2-1 | vs. SEC on Road: | 2-3 | 2-3 |
| Opp. shoot worse than 50%: | 15-6 | 5-4 | Games vs. AP ranked opp.: | 1-2 | 0-1 |
| Opp. shoot 50% or higher: | 2-0 | 1-0 | Games following a loss: | 4-1 | 2-1 |
| Score less than 60 points: | 0-0 | 0-0 | Games following a win: | 12-5 | 4-3 |
| Score 60-69 points: | 1-5 | 1-4 | More points in the paint: | 12-5 | 4-4 |
| Score 70-79 points: | 9-1 | 4-0 | Fewer/Same points in the paint: | 5-1 | 2-0 |
| Score 80-89 points: | 3-0 | 1-0 | More bench points than opp.: | 7-5 | 2-3 |
| Score 90-99 points: | 3-0 | 0-0 | Fewer or same bench pts.: | 10-1 | 4-1 |
| Score 100+ points: | 1-0 | 0-0 | More 2nd-chance points: | 10-0 | 2-0 |
| Opp. score less than 60 pts.: | 0-0 | 0-0 | Fewer or same 2nd chance pts.: | 7-6 | 4-4 |
| Opp. score 60-69 pts.: | 9-3 | 3-2 | More or same points off TOs: | 12-5 | 4-4 |
| Opp. score 70-79 pts.: | 6-2 | 2-2 | Fewer points off TOs: | 5-1 | 2-0 |
| Opp. score 80-89 points: | 2-1 | 1-0 | On Monday: | 1-0 | 0-0 |
| Opp. score 90-99 points: | 0-0 | 0-0 | On Tuesday: | 3-2 | 3-1 |
| Opp. score 100+ points: | 0-0 | 0-0 | On Wednesday: | 2-0 | 1-0 |
| Outrebounded opponent: | 15-2 | 5-2 | On Thursday: | 0-0 | 0-0 |
| Outrebounded by opponent: | 2-3 | 1-2 | On Friday: | 3-0 | 0-0 |
| Equal number of rebounds: | 0-1 | 0-0 | On Saturday: | 5-4 | 1-2 |
| Fewer turnovers than opp.: | 6-1 | 2-1 | On Sunday: | 3-0 | 1-0 |
| Same turnovers as opp.: | 3-1 | 2-0 | In November: | 6-1 | 0-0 |
| More turnovers than opp.: | 8-4 | 2-3 | In December: | 5-1 | 1-0 |
| Make 8 or more 3-pointers: | 3-0 | 0-0 | In January: | 6-3 | 5-3 |
| Make 7 or fewer 3-pointers: | 14-6 | 6-4 | In February: | 0-1 | 0-1 |
| Games decided by 5 or fewer: | 5-2 | 4-1 | In March: | 0-0 | 0-0 |
| Overtime games: | 1-0 | 1-0 | In April: | 0-0 | 0-0 |

How the Cats are Scoring

Percentage of Point Distribution



Dunk Tracker

| Player | Dunks in 2017-18 | Dunks in Career |
|-------------------------|------------------|-----------------|
| Nick Richards | 20 | 20 |
| PJ Washington | 19 | 19 |
| Hamidou Diallo | 13 | 13 |
| Kevin Knox | 13 | 13 |
| Sacha Killeya-Jones | 7 | 11 |
| Wenyen Gabriel | 3 | 8 |
| Shai Gilgeous-Alexander | 5 | 5 |
| Jarred Vanderbilt | 1 | 1 |
| Tai Wynyard | 1 | 1 |

Fast Facts

| | |
|----------------------------|-------|
| Points Per Possession | 1.077 |
| Def. Points Per Possession | 0.989 |
| Points Off Turnovers | 16.4 |
| Second-Chance Points | 12.4 |
| Points in the Paint | 35.4 |
| Fast Break Points | 9.1 |
| Bench Points | 20.5 |
| Avg. Time of Possession | 16.3 |
| Turnover Percent | 19.4 |

How UK Scored Its First Points

| Player | Dunk/Layup | Jumper | 3PT | FT |
|----------------------|------------|--------|-----|----|
| Hamidou Diallo | 8 | 1 | | |
| Quade Green | 1 | | | |
| S.Gilgeous-Alexander | 1 | | | |
| Kevin Knox | | 3 | 1 | |
| Nick Richards | 5 | 2 | | |
| PJ Washington | | | | 1 |



THE LAST TIME ...

INDIVIDUALS

SCORING

Scored 25 points: Shai Gilgeous-Alexander (30) vs. Vanderbilt, 1/30/18

Scored 30 points: Shai Gilgeous-Alexander (30) vs. Vanderbilt, 1/30/18

Scored 35 Points: De'Aaron Fox (39) vs. UCLA, 3/24/17

Scored 40 points: Malik Monk (47) vs. North Carolina, 12/17/16

Scored 45 points: Malik Monk (47) vs. North Carolina, 12/17/16

Scored 50 points: Jodie Meeks (54) at Tennessee, 1/13/09

Two players had 20 points: Kevin Knox (21), Hamidou Diallo (20), vs. Virginia Tech, 12/16/17

Three players had 20 points: DeMarcus Cousins (27)/John Wall (21)/Patrick Patterson (20) vs. Sam Houston State, 11/19/09

Two players had 30 points: Patrick Patterson (33) and Jodie Meeks (32) vs. Tennessee State, 12/22/08

Scored 20 points in two straight games: Kevin Knox (2) 1/23/18 - 1/27/18

Scored 20 points in three straight games: Malik Monk (4) 11/23/16 - 12/3/16

Scored 20 points in four straight games: Malik Monk (4) 11/23/16 - 12/3/16

Scored 20 points in five straight games: Jamal Murray (12) 2/2/16 - 3/12/16

Scored 20 points in six straight games: Jamal Jamal Murray (12) 2/2/16 - 3/12/16

Scored 20 points in seven straight games: Jamal Murray (12) 2/2/16 - 3/12/16

Scored 20 points in eight straight games: Jamal Murray (12) 2/2/16 - 3/12/16

Scored 20 points in nine straight games: Jamal Murray (12) 2/2/16 - 3/12/16

Scored 20 points in 10 straight games: Jamal Jamal Murray (12) 2/2/16 - 3/12/16

Scored 20 points in 11 straight games: Jamal Jamal Murray (12) 2/2/16 - 3/12/16

Scored 20 points in 12 straight games: Jamal Murray (12) 2/2/16 - 3/12/16

Scored 20 points in 15 straight games: Dan Issel (18) 12/1/69 - 2/7/70

Scored 25 points in three straight games: Tayshaun Prince (3) 3/11/01-3/17/01

Scored 30 points in two straight games: Jodie Meeks vs. Appalachian State (46) 12/20/08; vs. Tennessee State (32) 12/22/08

Scored 30 points in three straight games: Dan Issel (6) 2/14/70 - 3/2/70

Scored in double figures in 10 straight games: De'Aaron Fox (12) 2/14/17-3/26/17

Scored in double figures in 15 straight games: Malik Monk (30) 11/11/16-2/28/17

Scored in double figures in 20 straight games: Malik Monk (30) 11/11/16-2/28/17

Scored in double figures in 25 straight games: Malik Monk (30) 11/11/16-2/28/17

Scored in double figures in 30 straight games: Malik Monk (30) 11/11/16-2/28/17

Scored in double figures in 33 straight games: Jamal Murray (34) 11/17/15 - 3/19/16

Scored in double figures in 34 straight games: Jamal Murray (34) 11/17/15 - 3/19/16

Scored in double figures in 35 straight games: Kenny Walker (36) 11/14/85 - 3/22/86

Five players scored in double figures: Kevin Knox (25), Hamidou Diallo (19), PJ Washington (17), Shai Gilgeous-Alexander (14), Nick Richards (11) vs. UIC, 11/26/17

Six players scored in double figures: Kevin Knox (25), Hamidou Diallo (19), PJ Washington (17), Shai Gilgeous-Alexander (14), Nick Richards (11) vs. UIC, 11/26/17

Seven players scored in double figures: Randolph Morris (17), Kelenna Azubuike (15), Patrick Sparks (14), Chuck Hayes (12), Rajon Rondo (11), Ravi Moss (10) and Ramel Bradley (10) vs. Mississippi State 2/19/05,

Four players with 15 or more points: Hamidou Diallo (18), Shai Gilgeous-Alexander (16), PJ Washington (16), Kevin Knox (15) vs. Texas A&M, 1/9/18

DOUBLE-DOUBLES

Double-double: Kevin Knox (16 points, 11 rebounds) at LSU, 1/3/18

Triple-double: Isaiah Briscoe (19 points, 11 rebounds, 10 as-

sists) at Ole Miss, 12/29/16

20-10 (rebs) game: Nick Richards (25 points, 15 rebounds) vs. Fort Wayne, 11/22/17

20-10 (assts) game: De'Aaron Fox (24 points, 10 assists) vs. North Carolina, 12/17/16

20-15 game: Nick Richards (25 points, 15 rebounds) vs. Fort Wayne, 11/22/17

30-10 game: Tayshaun Prince (33 points, 11 rebounds) vs. Tennessee State, 12/22/98

Back-to-back 20-10 games: Julius Randle (3) 11/8/13 - 11/10/13

Three straight 20-10 games: Julius Randle (3) 11/8/13 - 11/12/13

Double-double in points and rebs.: Kevin Knox (16 points, 11 rebounds) at LSU, 1/3/18

Double-double in points and assists: Isaiah Briscoe (19 points, 10 assists) at Ole Miss, 12/29/16

Double-double in points and blocks: Never

Double-double in points and steals: Never

Double-double in two consecutive games: Bam Adebayo (15 pts, 18 rebs) vs. NKU, (3/17/17), (13 pts, 10 rebs) vs. Wichita State, 3/19/17)

Double-double in three consecutive games: - Julius Randle (19p, 15r) vs. Kansas State, 3/21/14; (13 p, 10 r), vs. Wichita State, 3/23/14; (15 p, 12 r), vs. Louisville, 3/28/14; (16 p, 11 r), vs. Michigan, 3/30/14

Double-double in four consecutive games: Julius Randle (19p, 15r) vs. Kansas State, 3/21/14; (13 p, 10 r), vs. Wichita State, 3/23/14; (15 p, 12 r), vs. Louisville, 3/28/14; (16 p, 11 r), vs. Michigan, 3/30/14

Double-double in five consecutive games: Julius Randle (14p, 10r) at Arkansas, (2/27/14); (10p, 15r) at South Carolina (3/1/14); (12 p, 11 r) vs. Alabama, (3/4/14); (16 p, 10 r) at Florida, (3/8/14); (17 p, 16 r) vs. LSU, (3/14/14); (12 p, 11 r) vs. Georgia, (3/15/14)

Double-double in six consecutive games: Julius Randle (14p, 10r) at Arkansas, (2/27/14); (10p, 15r) at South Carolina (3/1/14); (12 p, 11 r) vs. Alabama, (3/4/14); (16 p, 10 r) at Florida, (3/8/14); (17 p, 16 r) vs. LSU, (3/14/14); (12 p, 11 r) vs. Georgia, (3/15/14)

Double-double in seven consecutive games: Julius Randle (7) 11/18/13-11/27/13

Double-double in 10 consecutive games: Jim Andrews, 1972-73 season

Two players record double-doubles: De'Aaron Fox (16 points, 11 assists), Wenyen Gabriel (10 points, 10 rebounds) vs. Cleveland State, 11/23/16

Three players record double-doubles: DeMarcus Cousins (19 pts, 14 rebs)/Patrick Patterson (19 pts, 10 rebs)/John Wall (18 pts, 10 rebs) at Mississippi State, 2/16/10

Four players record double-doubles: Jack Givens (30 pts, 13 rebs)/Kyle Macy (16 pts, 10 assts)/Mike Phillips (22 pts, 18 rebs)/Rick Robey (23 pts, 13 rebs) vs. Southern Methodist, 11/26/77

Five players record double-doubles: Never

FIELD GOALS

Made 12 FG in a game: Shai Gilgeous-Alexander (12) vs. Vanderbilt, 1/30/18

Made 15 FG in a game: Malik Monk (18) vs. North Carolina, 12/17/16

Made 16 FG in a game: Malik Monk (18) vs. North Carolina, 12/17/16

Made 17 FG in a game: Malik Monk (18) vs. North Carolina, 12/17/16

Made 18 FG in a game: Malik Monk (18) vs. North Carolina, 12/17/16

Made 19 FG in a game: Dan Issel (19) vs. Alabama, 2/23/70

Made 20 FG in a game: Dan Issel (23) vs. Ole Miss, 2/7/70

Made 21 FG in a game: Dan Issel (23) vs. Ole Miss, 2/7/70

Made 22 FG in a game: Dan Issel (23) vs. Ole Miss, 2/7/70

Made 23 FG in a game: Dan Issel (23) vs. Ole Miss, 2/7/70

Attempted 17 FG in a game: Shai Gilgeous-Alexander (19) vs. Vanderbilt, 1/30/18

Attempted 18 FG in a game: Shai Gilgeous-Alexander (19) vs. Vanderbilt, 1/30/18

Attempted 19 FG in a game: Shai Gilgeous-Alexander (19) vs. Vanderbilt, 1/30/18

Attempted 20 FG in a game: De'Aaron Fox (20) vs. UCLA, 3/24/17

Attempted 25 FG in a game: Malik Monk (28) vs. North Carolina, 12/17/16

3-POINTERS

Made 5 3-pointers in a game: Kevin Knox (5) at West Virginia, 1/27/18

Made 6 3-pointers in a game: Malik Monk (7) vs. Georgia, 1/31/17

Made 7 3-pointers in a game: Malik Monk (7) vs. Georgia, 1/31/17

Made 8 3-pointers in a game: Malik Monk (8) vs. North Carolina, 12/17/16

Made 9 3-pointers in a game: Jodie Meeks (10) at Tennessee, 1/13/09

Made 10 3-pointers in a game: Jodie Meeks (10) at Tennessee, 1/13/09

Made 11 3-pointers in a game: Never

Attempted 10 3-pointers in a game: Malik Monk (11) vs. Georgia, 1/31/17

Attempted 15 3-pointers in a game: Jodie Meeks (15) at Tennessee, 1/13/09

Attempted 16 3-pointers in a game: Derrick Miller (16) vs. LSU 2/15/90

Attempted 17 3-pointers in a game: Derrick Miller (19) vs. Kansas 12/6/89

Attempted 18 3-pointers in a game: Derrick Miller (19) vs. Kansas 12/6/89

Attempted 19 3-pointers in a game: Derrick Miller (19) vs. Kansas 12/6/89

Made a 3-pointer in 10 straight games: Malik Monk (12), 1/21/17-2/28/17

Made a 3-pointer in 15 straight games: Jamal Murray (36), 11/13/15 - 3/19/16, Derek Willis (17), 1/12/16 - 3/17/16

Made a 3-pointer in 20 straight games: Jamal Murray (36), 11/13/15 - 3/19/16

Made a 3-pointer in 30 straight games: Jamal Murray (36), 11/13/15 - 3/19/16

Made two 3-pointers in 10 straight games: Jamal Murray (17), 1/23/16 - 3/17/16

Made three 3-pointers in 10 straight games: Gerald Fitch (20) 1/14/03 - 3/23/03

Made three 3-pointers in 15 straight games: Gerald Fitch (20) 1/14/03 - 3/23/03

Made three 3-pointers in 20 straight games: Gerald Fitch (20) 1/14/03 - 3/23/03

Made three 3-pointers in 25 straight games: Keith Bogans (29) 3/14/02 - 2/26/03

FREE THROWS

Made 8 FT in a game: PJ Washington (10) vs. Mississippi State, 1/23/18

Made 9 FT in a game: PJ Washington (10) vs. Mississippi State, 1/23/18

Made 10 FT in a game: PJ Washington (10) vs. Mississippi State, 1/23/18

Made 11 FT in a game: Shai Gilgeous-Alexander (12) vs. Georgia, 12/31/17

Made 12 FT in a game: Shai Gilgeous-Alexander (12) vs. Georgia, 12/31/17

Made 13 FT in a game: De'Aaron Fox (13) vs. UCLA, 3/24/17

Made 14 FT in a game: Tyler Ulis (14) at Arkansas, 1/21/16

Made 15 FT in a game: Rodrick Rhodes (16) vs. Ole Miss 1/18/95

Made 16 FT in a game: Rodrick Rhodes (16) vs. Ole Miss 1/18/95

Made 17 FT in a game: Dwight Anderson (18) vs. Mississippi State 2/12/79

Made 18 FT in a game: Dwight Anderson (18) vs. Mississippi State 2/12/79

Attempted 10 FT in a game: Kevin Knox (10) and PJ Washington (10) at South Carolina, 1/16/18

Attempted 15 FT in a game: De'Aaron Fox (15), vs. UCLA, 3/24/17

Attempted 20 FT in a game: Heshimu Evans (20) vs. Ole Miss 3/5/99

REBOUNDS

15 Rebs: Nick Richards (15) vs. Fort Wayne, 11/22/17

16 Rebs: Bam Adebayo (18) vs. Northern Kentucky, 3/17/17

17 Rebs: Bam Adebayo (18) vs. Northern Kentucky, 3/17/17

18 Rebs: Bam Adebayo (18) vs. Northern Kentucky, 3/17/17

19 Rebs: Michael Kidd-Gilchrist (19) vs. Louisville, 12/31/11

20 Rebs: Jared Prickett (20) vs. Arkansas 2/9/94

25 Rebs: Mike Phillips (28) vs. Tennessee 1/10/76

30 Rebs: Cotton Nash (30) vs. Ole Miss 2/8/64

34 Rebs: Bob Burrow (34) vs. Temple 12/10/55

10+ Rebs in three consecutive games: Julius Randle (4) 3/21/14 - 3/30/14

10+ Rebs in four consecutive games: Julius Randle (4) 3/21/14 - 3/30/14

10+ Rebs in five consecutive games: Julius Randle (10) 2/12/14 - 3/15/14



THE LAST TIME ...

10+ Rebs in six consecutive games: Julius Randle (10) 2/12/14 - 3/15/14

10+ Rebs in seven consecutive games: Julius Randle (10) 2/12/14 - 3/15/14

10+ rebs in eight consecutive games: Julius Randle (10) 2/12/14 - 3/15/14

10+ rebs in nine consecutive games: Julius Randle (10) 2/12/14 - 3/15/14

10+ rebs in 10 consecutive games: Julius Randle (10) 2/12/14 - 3/15/14

Two players had 10 rebounds: Hamidou Diallo (10) and Wenyen Gabriel (10) vs. Georgia, 12/31/17

Three players had 10 rebounds: Michael Kidd-Gilchrist (19), Terrence Jones (11), Anthony Davis (10) vs. Louisville, 12/31/11

ASSISTS

6 assists: Shai Gilgeous-Alexander (6) at Missouri, 2/3/18

7 assists: Shai Gilgeous-Alexander (9) vs. Monmouth, 12/9/17

8 assists: Shai Gilgeous-Alexander (9) vs. Monmouth, 12/9/17

9 assists: Shai Gilgeous-Alexander (9) vs. Monmouth, 12/9/17

10 assists: Isaiah Briscoe (11) at Ole Miss, 12/29/16

11 assists: Isaiah Briscoe (11) at Ole Miss, 12/29/16

12 assists: De'Aaron Fox (12) vs. Stephen F. Austin, 11/11/16

13 assists: Tyler Ulis (14) vs. LSU, 3/5/16

14 assists: Tyler Ulis (14) vs. LSU, 3/5/16

15 assists: John Wall (16) vs. Hartford, 12/29/09

16 assists: John Wall (16) vs. Hartford, 12/29/09

5+ assists in four consecutive games: De'Aaron Fox (6) 11/15/16 - 12/3/16

8+ assists in two consecutive games: De'Aaron Fox (2) 11/25/16 - 12/3/16

BLOCKS

4 blocks: PJ Washington (4) vs. Monmouth, 12/9/17

5 blocks: Skal Labissiere (6) vs. Stony Brook, 3/17/16

6 blocks: Skal Labissiere (6) vs. Stony Brook, 3/17/16

7 blocks: Karl-Anthony Towns (7) vs. Vanderbilt, 1/20/15

8 blocks: Willie Cauley-Stein (9) vs. Boise State, 12/10/13

9 blocks: Willie Cauley-Stein (9) vs. Boise State, 12/10/13

10 blocks: Nerlens Noel (12) at Ole Miss, 1/29/13

11 blocks: Nerlens Noel (12) at Ole Miss, 1/29/13

12 blocks: Nerlens Noel (12) at Ole Miss, 1/29/13

STEALS

4 steals: Shai Gilgeous-Alexander vs. Fort Wayne, 11/22/17

5 steals: Malik Monk (5) vs. UCLA, 12/3/16

6 steals: Tyler Ulis (6) vs. Ole Miss, 1/2/16

7 steals: Rajon Rondo (8) vs. Mississippi State, 2/19/05

8 steals: Rajon Rondo (8) vs. Mississippi State, 2/19/05

MINUTES

Played every minute: Isaiah Briscoe (45) vs. Georgia, 1/31/17

Played 40+ minutes: Kevin Knox (40) vs. Vanderbilt, 1/30/18

Played more than 50 minutes: Patrick Patterson (50) vs. Vanderbilt, 1/12/08

FOULS

Fouled out: Hamidou Diallo at Missouri, 2/3/18

Two players fouled out: Hamidou Diallo, Wenyen Gabriel, Nick Richards at South Carolina, 1/16/18

Three players fouled out: Hamidou Diallo, Wenyen Gabriel, Nick Richards at South Carolina, 1/16/18

Four players fouled out: Skal Labissiere, Marcus Lee, Alex Poythress, Derek Willis at Kansas, 1/30/16

Technical foul: Jarred Vanderbilt at Missouri, 2/3/18

TEAM

STARTS

Started four freshmen: Hamidou Diallo, Shai Gilgeous-Alexander, Kevin Knox, Nick Richards, PJ Washington at Missouri, 2/3/18

Started five freshmen: Hamidou Diallo, Shai Gilgeous-Alexander, Kevin Knox, Nick Richards, PJ Washington at Missouri, 2/3/18

SCORING

Scored 90 or more points: 90 vs. Louisville, 12/29/17 (W, 90-61)

Scored 90 or more points (SEC game): 92 vs. LSU, 2/7/17 (W, 92-85)

Scored 100 or more points: 107 vs. UIC, 11/26/17 (W, 107-73)

Scored 100 or more points (SEC game): 100 vs. Texas A&M, 1/3/17 (W, 100-58)

Scored 110 or more points: 115 vs. Arizona State, 11/28/16 (W, 115-69)

Scored 110 or more points (SEC game): 110 vs. Auburn, 2/21/15 (W, 110-75)

Scored 120 or more points: 120 vs. Vanderbilt, 2/7/96 (W, 120-81)

Scored 120 or more points (SEC game): 120 vs. Vanderbilt, 2/7/96 (W, 120-81)

Scored 130 or more points: 143 vs. Georgia, 2/27/56 (W, 143-66)

Scored 140 or more points: 143 vs. Georgia, 2/27/56 (W, 143-66)

Scored 150 or more points: Never

Scored less than 50 points: 48 vs. Vanderbilt, 3/15/13 (L, 64-48)

Scored 100 points in two consecutive games: vs. Cleveland State (11/23/16), vs. UT Martin (11/25/16), vs. Arizona State (11/28/16)

Scored 100 Points in three consecutive games: vs. Cleveland State (11/23/16), vs. UT Martin (11/25/16), vs. Arizona State (11/28/16)

Scored 100 points in consecutive SEC games: 2/27/56-3/3/56

OPPONENT SCORING

Allowed 90 or more points: 100 vs. North Carolina, 12/17/16 (W, 103-100)

Allowed 90 or more points (SEC game): 90 by Georgia, 3/4/09 (L, 90-85)

Allowed 100 or more points: 100 vs. North Carolina, 12/17/16 (W, 103-100)

Allowed 100 or more points (SEC game): 101 by Arkansas, 2/10/93 (L, 101-94)

Allowed less than 50 points: 48 vs. Michigan State, 11/15/16 (W, 69-48)

Allowed less than 50 points (SEC game): 48 vs. Georgia, 2/9/16 (W, 82-48)

SHOOTING PERCENTAGES

Shot 70% from the field: .722 vs. Mississippi St., 2/15/86

Shot 65% from the field: .667 vs. UIC, 11/26/17

Shot 30% or less from the field: .281 at Texas A&M (1/10/15)

Allowed 50% shooting: .500 vs. Texas A&M, 1/9/18

Allowed 60% shooting: .640 by Florida, 3/4/07

Allowed 20% or less shooting: .197 by Montana State, 11/23/14 (12-61)

Allowed 30% or less shooting: .263 by Stony Brook, 3/17/16 (20-76)

Held opponent to zero 3-pointers: at Auburn, 1/19/13 (0-15)

FREE THROWS

Shot 90% or better from FT line: 90.0 (9-10) vs. Wisconsin (4/4/15)

Shot 100% from FT Line: 11-11 vs. Florida, 2/7/12

Shot 50% or less from FT line: .200 (3-15) vs. ETSU, 11/11/17

Attempted 40 FT: vs. Arkansas (40), 1/7/17

Attempted five or less FT: vs. South Carolina (4) 1/21/06

Made 30 FT: 30 vs. Auburn, 3/14/15 (30-35)

3-POINTERS

Hit 10 3-pointers: 11 vs. Virginia Tech, 12/16/17 (11-22)

Hit 11 3-pointers: 11 vs. Virginia Tech, 12/16/17 (11-22)

Hit 12 3-pointers: 13 vs. Texas A&M, 1/3/17 (13-25)

Hit 13 3-pointers: 13 vs. Texas A&M, 1/3/17 (13-25)

Hit 14 3-pointers: 15 vs. Georgia, 3/1/12 (15-27)

Hit 15 3-pointers: 15 vs. Georgia, 3/1/12 (15-27)

Hit 16 3-pointers: 16 vs. UNC-Asheville, 12/23/96 (16-33)

Hit 17 3-pointers: 20 vs. LSU, 3/4/95 (20-35)

Hit 18 3-pointers: 20 vs. LSU, 3/4/95 (20-35)

Hit 19 3-pointers: 20 vs. LSU, 3/4/95 (20-35)

Hit 20 3-pointers: 20 vs. LSU, 3/4/95 (20-35)

Hit 21 3-pointers: 21 vs. North Carolina, 12/27/89 (21-48)

Hit 22 3-pointers: Never

SCORING MARGINS

Won game by 50 points or more: 58 vs. Montana State (W, 86-28) 11/23/14

Won game by 60 points or more: 62 vs. Vanderbilt (W, 106-44) 3/5/03

Won game by 70 points or more: 74 vs. Tennessee-Martin (W, 124-50) 11/26/94

Lost game by 30 points or more: 30 at Tennessee (L, 88-58) 2/16/13

Lost game by 40 points or more: 41 at Vanderbilt (L, 93-52) 2/12/08

Lost game by 50 points or more: 55 at Kansas (L, 150-95) 12/9/89

Lost game by 60 points or more: 70 vs. Central (L, 87-17) 1/28/1910

Lost game by 70 points or more: 70 vs. Central (L, 87-17) 1/28/1910

Game decided by one point: vs. Texas A&M, 1/9/18 (W, 74-73)

Game decided by two points: vs. Florida, 1/20/18 (L, 66-64)

Game decided by three points: at LSU, 1/3/18 (W, 74-71)

Two consecutive games decided by one point: vs. North Carolina (W, 73-72) 12/3/11 and at Indiana (L, 73-72) 12/10/11

Three consecutive games decided by one point: Never

Two consecutive games decided by two points: at Ole Miss (L, 71-69) 2/1/11 and Florida (L, 70-68) 2/5/11

Came back from 10-point deficit for win: W, 83-81 (OT) vs. Vanderbilt (1/30/18); Trailed by 14 at 45-31 (15:23 in 2nd)

Came back from 11-point deficit for win: W, 83-81 (OT) vs. Vanderbilt (1/30/18); Trailed by 14 at 45-31 (15:23 in 2nd)

Came back from 12-point deficit for win: W, 83-81 (OT) vs. Vanderbilt (1/30/18); Trailed by 14 at 45-31 (15:23 in 2nd)

Came back from 13-point deficit for win: W, 83-81 (OT) vs. Vanderbilt (1/30/18); Trailed by 14 at 45-31 (15:23 in 2nd)

Came back from 14-point deficit for win: W, 83-81 (OT) vs. Vanderbilt (1/30/18); Trailed by 14 at 45-31 (15:23 in 2nd)

Came back from 15-point deficit for win: W, 83-76 at West Virginia (1/27/18); Trailed by 17 at 40-23 (18:57 in 2nd)

Came back from 16-point deficit for win: W, 83-76 at West Virginia (1/27/18); Trailed by 17 at 40-23 (18:57 in 2nd)

Came back from 17-point deficit for win: W, 83-76 at West Virginia (1/27/18); Trailed by 17 at 40-23 (18:57 in 2nd)

Came back from 18-point deficit for win: W, 73-67 vs. Vanderbilt (2/28/17); Trailed by 19 at 25-6 (8:03 in 1st)

Came back from 19-point deficit for win: W, 73-67 vs. Vanderbilt (2/28/17); Trailed by 19 at 25-6 (8:03 in 1st)

Came back from 20-point deficit for win: W, 82-79 at Vanderbilt (2/22/97); Trailed by 22 at 40-18 (3:51 in 1st)

Came back from 30-point deficit for win: W, 99-95 at LSU (2/15/94); Trailed by 31 at 68-37 (15:34 in 2nd)

Came back from 31-point deficit for win: W, 99-95 at LSU (2/15/94); Trailed by 31 at 68-37 (15:34 in 2nd)

REBOUNDS

Pulled down 50 rebounds: 53 (15-38) vs. Troy, 11/20/17

Pulled down 55 rebounds: 59 (20-39) vs. Arizona State, 11/28/16

Pulled down 60 rebounds: 62 (19-43) vs. Morehead State, 12/16/96

OVERTIME GAMES

Played an overtime game: vs. Vanderbilt, 1/30/18 (W, 83-81 OT)

Won an overtime game: vs. Vanderbilt, 1/30/18 (W, 83-81 OT)

Played an SEC overtime game: vs. Vanderbilt, 1/30/18 (W, 83-81 OT)

Won an SEC overtime game: vs. Vanderbilt, 1/30/18 (W, 83-81 OT)

Lost an overtime game: at Texas A&M, 2/20/16 (L, 79-77 OT)

Lost an SEC overtime game: at Texas A&M, 2/20/16 (L, 79-77 OT)

Played an overtime game in SEC Tournament: vs. Texas A&M, 3/13/16 (W, 82-77 OT)

Won an overtime game in SEC Tournament: vs. Texas A&M, 3/13/16 (W, 82-77 OT)

Played two overtimes: at Texas A&M, 1/10/15 (W, 70-64 2ot)

Played three overtimes: vs. Temple 12/7/57 (W, 85-83)

Played four overtimes: Never played four overtime game

Played consecutive games that went to overtime: 1/6/15 vs. Ole Miss (W, 89-86) and 1/10/15 at Texas A&M (70-64)



RUPP ARENA

Year-by-Year Records

| Season | W-L | Percentage |
|--------------|---------------|-------------|
| 2017-18 | 13-1 | .929 |
| 2016-17 | 15-2 | .882 |
| 2015-16 | 17-0 | 1.000 |
| 2014-15 | 19-0 | 1.000 |
| 2013-14 | 16-2 | .889 |
| 2012-13 | 16-2 | .889 |
| 2011-12 | 18-0 | 1.000 |
| 2010-11 | 15-0 | 1.000 |
| 2009-10 | 18-0 | 1.000 |
| 2008-09 | 12-6 | .667 |
| 2007-08 | 14-4 | .778 |
| 2006-07 | 14-2 | .875 |
| 2005-06 | 10-5 | .667 |
| 2004-05 | 14-1 | .933 |
| 2003-04 | 11-2 | .846 |
| 2002-03 | 12-1 | .923 |
| 2001-02 | 12-3 | .800 |
| 2000-01 | 11-1 | .917 |
| 1999-2000 | 14-0 | 1.000 |
| 1998-99 | 12-1 | .923 |
| 1997-98 | 9-3 | .750 |
| 1996-97 | 12-1 | .923 |
| 1995-96 | 13-0 | 1.000 |
| 1994-95 | 12-1 | .923 |
| 1993-94 | 13-1 | .929 |
| 1992-93 | 16-0 | 1.000 |
| 1991-92 | 15-2 | .882 |
| 1990-91 | 13-0 | 1.000 |
| 1989-90 | 13-2 | .867 |
| 1988-89 | 8-6 | .571 |
| 1987-88 | 14-2 | .875 |
| 1986-87 | 13-2 | .867 |
| 1985-86 | 18-0 | 1.000 |
| 1984-85 | 11-3 | .786 |
| 1983-84 | 16-0 | 1.000 |
| 1982-83 | 14-1 | .933 |
| 1981-82 | 15-1 | .938 |
| 1980-81 | 15-0 | 1.000 |
| 1979-80 | 12-3 | .800 |
| 1978-79 | 11-4 | .733 |
| 1977-78 | 16-0 | 1.000 |
| 1976-77 | 12-2 | .857 |
| Total | 574-67 | .895 |

Top 10 All-Time Attendances

| No. | Att. | Opp. | Date | Result |
|-----|--------|-------------|----------|----------|
| 1. | 24,479 | Louisville | 1/20/10 | W, 71-62 |
| 2. | 24,468 | N. Carolina | 12/5/09 | W, 68-66 |
| 3. | 24,465 | Florida | 2/10/07 | L, 64-61 |
| 4. | 24,459 | Florida | 2/4/03 | W, 70-55 |
| 5. | 24,432 | Louisville | 12/17/05 | W, 73-61 |
| 6. | 24,431 | Florida | 2/25/17 | W, 76-66 |
| 7. | 24,428 | Florida | 3/7/15 | W, 67-50 |
| 8. | 24,425 | Florida | 2/15/14 | L, 69-59 |
| 9. | 24,418 | Kansas | 1/28/17 | L, 79-73 |
| 10. | 24,416 | Arkansas | 2/28/15 | W, 84-67 |

Top 10 Attendances of 17-18

| No. | Att. | Opp. | Date | Result |
|-----|--------|-----------------|----------|------------------------|
| 1. | 24,394 | Florida | 1/20/18 | L, 66-64 |
| 2. | 24,228 | Louisville | 12/29/17 | W, 90-61 |
| 3. | 22,922 | Harvard | 12/2/17 | W, 79-70 |
| 4. | 22,862 | Georgia | 12/31/17 | W, 66-61 |
| 5. | 22,690 | Virginia Tech | 12/16/17 | W, 93-86 |
| 6. | 22,643 | Texas A&M | 1/6/18 | W, 74-73 |
| 7. | 21,143 | Vanderbilt | 1/30/18 | W, 83-81 ^{ot} |
| 8. | 20,645 | Fort Wayne | 11/22/17 | W, 86-67 |
| 9. | 20,609 | Mississippi St. | 1/23/18 | W, 78-65 |
| 10. | 20,378 | Centre* | 11/3/17 | W, 106-63 |

Cats Rock at Rupp

UK has won 230 of its last 260 home games, including a 54-game winning streak in the venerable arena to begin the John Calipari era. All-time, the Wildcats are 574-67 (.895) in Rupp Arena.

Among the most notable marks of dominance in the nation's toughest venue to play include:

- The Wildcats are 306-41 (.882) in regular-season SEC games in the building
- Kentucky set a new program home record of 19 wins in 2014-15
- The Wildcats have gone undefeated at home in five of John Calipari's nine seasons
- Overall, UK has posted a perfect mark in 13 of Rupp Arena's 42 seasons

Cal Owns Longest Win Streaks in Rupp

With UK's 2011-12 season-opening victory over Marist, UK head coach John Calipari recorded his 34th consecutive win in Rupp Arena as UK's head coach. It broke former UK head coach Rick Pitino's longest streak of 33 games in the venue.

The winning streak reached as long as 54 games. Calipari didn't suffer his first loss in Rupp Arena until losing to Baylor in his fourth season. The 54-game run, however, was his longest career winning streak. He also had the second-longest streak in the arena as the Cats won 42 straight from March 4, 2014 to Nov. 25, 2016.

Pack the House

Kentucky has led the nation in average home attendance in 19 of the last 22 seasons entering this year, including a Rupp Arena record of 24,110 in John Calipari's first season (2009-10) as head coach.

- Kentucky averaged 23,461 fans during the 2016-17 season
- UK has averaged 23,000 or more fans in seven of Calipari's eight seasons
- The Wildcats currently lead the nation in average attendance in 2017-18

The Top-Ranked Team at Home

Kentucky has lost just three times at home as the Associated Press top-ranked team in the history of the program and just twice in Rupp Arena. Prior to the loss to UCLA by three on Dec. 3, 2016, the other two losses came by just one point.

The Wildcats are 53-2 all-time as the AP No. 1 team in Rupp Arena since its opening in 1976. The first loss was to Auburn, 53-52, on Jan. 9, 1988.

Coach Cal in Rupp Arena

It's been downright difficult to beat the Wildcats at Rupp Arena during the John Calipari era. UK is 147-7 (.955) at Rupp Arena under Calipari.

- UK is 18-3 (.857) vs. ranked opponents in Rupp in the Calipari era
- The Wildcats are 129-4 (.970) vs. unranked teams in Rupp under Cal
- UK is 77-3 (.963) at home vs. nonconference foes under Calipari
- Calipari notched his 100th career win at Rupp Arena as UK's coach with the Wildcats' 110-75 rout of Auburn on Feb. 21, 2014. It took Calipari just 104 games to reach the century mark at home, the fastest of any UK coach

Cal Passes Hall for Rupp Record

With a 101-70 victory over Cleveland State on Nov. 23, 2016, John Calipari passed former UK head coach Joe B. Hall for wins in Rupp Arena history.

Calipari currently has 147 victories inside the historic venue. Hall won 122.

Rupp Arena Quick Facts

| | |
|--------------------------------|-----------------------|
| Year Opened: | 1976 |
| First Game: | Nov. 27, 1976 |
| All-Time Record: | 574-67 (.89.5) |
| Record Under Calipari: | 147-7 (.95.5) |
| Capacity: | 23,000 |
| Record Crowd: | 24,479 (1/20/10) |
| Longest Winning Streak: | 54 (11/9/10-12/1/12) |
| Current Winning Streak: | 2 (1/23/18 - Present) |

2017-18 Opponent Breakdown

Utah Valley (Nov. 10)

All-time games in Rupp Arena: One
UK record in Rupp vs. Utah Valley: 1-0
Last time in Rupp Arena: UK, 73-63 (11/10/17)

Vermont (Nov. 12)

All-time games in Rupp Arena: One
UK record in Rupp vs. Vermont: 1-0
Last time in Rupp Arena: UK, 73-69 (11/12/17)

ETSU (Nov. 17)

All-time games in Rupp Arena: Four
UK record in Rupp vs. ETSU: 4-0
Last time in Rupp Arena: UK, 78-61 (11/17/17)

Troy (Nov. 20)

All-time games in Rupp Arena: One
UK record in Rupp vs. Troy: 1-0
Last time in Rupp Arena: UK, 70-62 (11/20/17)

Fort Wayne (Nov. 22)

All-time games in Rupp Arena: One
UK record in Rupp vs. Fort Wayne: 1-0
Last time in Rupp Arena: UK, 86-67 (11/22/17)

UIC (Nov. 26)

All-time games in Rupp Arena: One
UK record in Rupp vs. UIC: 1-0
Last time in Rupp Arena: UK, 107-73 (11/26/17)

Harvard (Dec. 2)

All-time games in Rupp Arena: One
UK record in Rupp vs. Harvard: 1-0
Last time in Rupp Arena: UK, 79-70 (12/26/17)

Virginia Tech (Dec. 16)

All-time games in Rupp Arena: One
UK record in Rupp vs. Virginia Tech: 1-0
Last time in Rupp Arena: UK, 93-86 (12/16/17)

Louisville (Dec. 29)

All-time games in Rupp Arena: 19
UK record in Rupp vs. UofL: 15-4
Last time in Rupp Arena: UK, 90-61 (12/27/17)

Georgia (Dec. 31)

All-time games in Rupp Arena: 40
UK record in Rupp vs. UGA: 36-4
Last time in Rupp Arena: UK, 66-61 (12/31/17)

Texas A&M (Jan. 9)

All-time games in Rupp Arena: Five
UK record in Rupp vs. TAMU: 3-2
Last time in Rupp Arena: UK, 74-73 (1/9/18)

Florida (Jan. 20)

All-time games in Rupp Arena: 42
UK record in Rupp vs. UF: 34-8
Last time in Rupp Arena: UK, 66-64 (1/20/18)

Mississippi State (Jan. 23)

All-time games in Rupp Arena: 29
UK record in Rupp vs. MSU: 27-2
Last time in Rupp Arena: UK, 78-65 (1/23/18)

Vanderbilt (Jan. 30)

All-time games in Rupp Arena: 40
UK record in Rupp vs. VU: 38-2
Last time in Rupp Arena: UK, 83-81^{ot} (1/30/18)

Tennessee (Feb. 6)

All-time games in Rupp Arena: 41
UK record in Rupp vs. UT: 37-4
Last time in Rupp Arena: UK, 83-58 (2/14/17)

Alabama (Feb. 17)

All-time games in Rupp Arena: 30
UK record in Rupp vs. UA: 24-6
Last time in Rupp Arena: UK, 78-53 (2/23/16)

Missouri (Feb. 24)

All-time games in Rupp Arena: Three
UK record in Rupp vs. Mizzou: 3-0
Last time in Rupp Arena: UK, 88-54 (1/27/16)

Ole Miss (Feb. 28)

All-time games in Rupp Arena: 30
UK record in Rupp vs. OM: 29-2
Last time in Rupp Arena: UK, 83-61 (1/2/16)



COACH CALIPARI

UK vs. AP Ranked Foes Under Cal

In John Calipari Era (2009-Present)

51-24

| | | |
|--------------------------------------|----------------|------------|
| at No. 7 West Virginia | Jan. 27, 2018 | W, 83-76 |
| at No. 23 Tennessee | Jan. 6, 2018 | L, 76-65 |
| vs. No. 4 Kansas (Chicago) | Nov. 14, 2017 | L, 65-61 |
| vs. No. 5 North Carolina (NCAA) | March 26, 2017 | L, 75-73 |
| vs. No. 8 UCLA (NCAA) | March 24, 2017 | W, 86-75 |
| vs. No. 19 Wichita St. (NCAA) | March 19, 2017 | W, 65-62 |
| vs. No. 13 Florida | Feb. 25, 2017 | W, 76-66 |
| at No. 24 Florida | Feb. 4, 2017 | L, 88-66 |
| vs. No. 2 Kansas | Jan. 28, 2017 | L, 79-73 |
| vs. No. 24 South Carolina | Jan. 21, 2017 | W, 85-69 |
| at No. 10 Louisville | Dec. 21, 2016 | L, 73-70 |
| vs. No. 7 North Carolina (Las Vegas) | Dec. 17, 2016 | W, 103-100 |
| vs. No. 11 UCLA | Dec. 3, 2016 | L, 97-92 |
| vs. No. 13 Michigan St. (New York) | Nov. 15, 2016 | W, 69-48 |
| vs. No. 14 Indiana | Nov. 19, 2016 | L, 73-67 |
| vs. No. 17 Texas A&M (SECT) | March 13, 2016 | W, 82-77 |
| at No. 4 Kansas | Jan. 30, 2016 | L, 90-84 |
| vs. No. 16 Louisville | Dec. 27, 2015 | W, 75-73 |
| vs. No. 5 Duke (Chicago) | Nov. 17, 2015 | W, 74-63 |
| vs. No. 3 Wisconsin (NCAA) | April 4, 2015 | L, 71-64 |
| vs. No. 8 Notre Dame (NCAA) | March 28, 2015 | W, 68-66 |
| vs. No. 20 W. Virginia (NCAA) | March 26, 2015 | W, 78-39 |
| vs. No. 21 Arkansas (SECT) | March 15, 2015 | W, 78-63 |
| vs. No. 18 Arkansas | Feb. 28, 2015 | W, 84-67 |
| at No. 4 Louisville | Dec. 27, 2014 | W, 58-50 |
| vs. No. 21 North Carolina | Dec. 13, 2014 | W, 84-70 |
| vs. No. 6 Texas | Dec. 5, 2014 | W, 63-51 |
| vs. No. 5 Kansas (Indianapolis) | Nov. 18, 2014 | W, 72-40 |
| vs. No. 18 UConn (NCAA) | April 7, 2014 | L, 60-54 |
| vs. No. 12 Wisconsin (NCAA) | April 5, 2014 | W, 74-73 |
| vs. No. 7 Michigan (NCAA) | March 30, 2014 | W, 75-72 |
| vs. No. 5 Louisville (NCAA) | March 28, 2014 | W, 74-69 |
| vs. No. 2 Wichita St. (NCAA) | March 23, 2014 | W, 78-76 |
| vs. No. 1 Florida (SECT) | March 16, 2014 | L, 61-60 |
| at No. 1 Florida | March 8, 2014 | L, 84-65 |
| vs. No. 3 Florida | Feb. 15, 2014 | L, 69-59 |
| vs. No. 4 Louisville | Dec. 28, 2013 | W, 73-66 |
| at No. 18 North Carolina | Dec. 14, 2013 | L, 82-77 |
| vs. No. 20 Baylor (Dallas) | Dec. 6, 2013 | L, 67-62 |
| vs. No. 2 Michigan St. (Chicago) | Nov. 12, 2013 | L, 78-74 |
| vs. No. 11 Florida | March 9, 2013 | W, 61-57 |
| at No. 7 Florida | Feb. 12, 2013 | L, 69-52 |
| at No. 16 Ole Miss | Jan. 29, 2013 | W, 87-74 |
| at No. 4 Louisville | Dec. 29, 2012 | L, 80-77 |
| vs. No. 9 Duke (Atlanta) | Nov. 13, 2012 | L, 75-68 |
| vs. No. 6 Kansas (NCAA) | April 2, 2012 | W, 67-59 |
| vs. No. 17 Louisville (NCAA) | March 31, 2012 | W, 69-61 |
| vs. No. 9 Baylor (NCAA) | March 25, 2012 | W, 82-70 |
| vs. No. 16 Indiana (NCAA) | March 23, 2012 | W, 87-71 |
| vs. No. 22 Florida | March 10, 2012 | W, 74-71 |
| at No. 16 Florida | March 4, 2012 | W, 74-59 |
| vs. No. 8 Florida | Feb. 7, 2012 | W, 78-58 |
| vs. No. 4 Louisville | Dec. 31, 2011 | W, 69-62 |
| vs. No. 5 North Carolina | Dec. 3, 2011 | W, 73-72 |
| vs. No. 12 Kansas (New York) | Nov. 15, 2011 | W, 75-65 |
| vs. No. 9 UConn (NCAA) | April 2, 2011 | L, 56-55 |
| vs. No. 7 N. Carolina (NCAA) | March 27, 2011 | W, 76-69 |
| vs. No. 1 Ohio State (NCAA) | March 25, 2011 | W, 62-60 |
| vs. No. 22 W. Virginia (NCAA) | March 19, 2011 | W, 71-63 |
| vs. No. 12 Florida (SECT) | March 13, 2011 | W, 70-54 |
| vs. No. 21 Vanderbilt | March 1, 2011 | W, 68-66 |
| vs. No. 13 Florida | Feb. 26, 2011 | W, 76-68 |
| at No. 21 Vanderbilt | Feb. 12, 2011 | L, 81-77 |
| at No. 22 Louisville | Dec. 31, 2010 | W, 78-63 |
| vs. No. 23 N. Dame (Louisville) | Dec. 8, 2010 | W, 72-58 |
| vs. No. 13 Washington (Maui) | Nov. 23, 2010 | W, 74-67 |
| vs. No. 6 W. Virginia (NCAA) | March 27, 2010 | L, 73-66 |
| vs. No. 15 Tennessee (SECT) | March 13, 2010 | W, 74-45 |
| at No. 19 Tennessee | Feb. 27, 2010 | L, 74-65 |
| at No. 17 Vanderbilt | Feb. 20, 2010 | W, 58-56 |
| vs. No. 12 Tennessee | Feb. 13, 2010 | W, 73-62 |
| vs. No. 25 Ole Miss | Feb. 2, 2010 | W, 85-75 |
| vs. No. 21 Vanderbilt | Jan. 30, 2010 | W, 85-72 |
| vs. No. 14 UConn (New York) | Dec. 9, 2009 | W, 64-61 |
| vs. No. 10 North Carolina | Dec. 5, 2009 | W, 68-66 |

Calipari's Record at UK vs:

| | |
|--------------|-------|
| vs. No. 1 | 1-2 |
| vs. Top 3 | 2-6 |
| vs. Top 5 | 9-10 |
| vs. Top 10 | 20-15 |
| vs. Top 15 | 31-17 |
| vs. Top 20 | 41-21 |
| vs. Top 25 | 51-24 |
| Home | 18-3 |
| Away | 6-10 |
| Neutral | 27-11 |
| SEC Tourney | 4-1 |
| NCAA Tourney | 15-6 |

Another Milestone Reached: 700 Victories

With Kentucky's win over UIC on Nov. 26, 2017, John Calipari became just the 39th coach to reach 700 on-court wins, regardless of classification. Only 27 coaches have done it with at least 10 seasons at the Division I level.

Calipari became the fourth-fastest coach to 700 on-court wins ever. Only Adolph Rupp (836 games), Jerry Tarkanian (876 games) and Roy Williams (879 games) did it faster.

Moving Up the Kentucky Career Wins List

With a 78-65 victory vs. Mississippi State on Jan. 23, John Calipari notched his 264th career win at Kentucky, moving him past Tubby Smith, who finished his UK career with a 263-83 mark. Calipari trails only the legendary Adolph Rupp (876 wins) and Joe B. Hall (297) for most wins at Kentucky.

Although he's still climbing the charts, he's doing it faster than anyone else in school history. With a thrilling 75-73 victory over rival Louisville on Dec. 26, 2015, John Calipari captured his 200th career win at Kentucky faster than any coach in UK history -- and nearly faster than anyone has ever done it at any school.

Calipari reached the 200-win plateau in his 240th career game at Kentucky. Rick Pitino, previously the fastest to 200 wins at UK prior to Calipari, didn't capture his 200th Wildcat win until his 249th game. Rupp reached 200 during his 250th game.

Not only did Calipari reach the 200-win mark in record pace at Kentucky, he also nearly set the all-time Division I mark. With the win over U of L, he became the second-fastest Division I men's basketball coach to reach 200 victories at a single school, behind only LIU-Brooklyn's Clair Bee, who achieved the feat in 231 games.

Calipari is one of just 11 head coaches in Division I men's basketball history with at least 200 victories at two different schools and just the fifth coach at Kentucky to reach the 200-win plateau. He's currently the only coach in NCAA history with at least 189 victories at three different schools.

Calipari reached his 250th career win at Kentucky with a 73-63 come-from-behind victory vs. Utah Valley for the 2017-18 season opener. Calipari reached 250 wins at UK faster than any other Wildcat coach. It took Rupp 312 games to reach 250 wins, whereas it took Calipari just 303.

First-Ballot Hall of Famer

Kentucky men's basketball coach John Calipari joined basketball's fraternity of legends in September 2015 after being elected to the Naismith Memorial Basketball Hall of Fame on the first ballot.

Calipari joined an elite group of basketball players and coaches in the Naismith Hall of Fame, considered to be one of the ultimate honors in the sport. The Class of 2015 included Calipari, Dick Bevetta, Wildcat Louie Dampier, Lindsay Gaze, Tom Heinsohn, John Isaacs, Spencer Haywood, Lisa Leslie, Dikembe Mutombo, George Raveling and Jojo White.

Calipari in Elite Company with Conference Championships

Kentucky men's basketball coach John Calipari added another first to his Hall of Fame career in 2017.

When Kentucky clinched at least a share of the 2017 Southeastern Conference championship by beating Vanderbilt on Feb. 28, 2017, he made history as a head coach. Calipari is the first NCAA Division I coach to lead three different programs (UMass, Memphis, Kentucky) to five on-court regular-season league titles five different times. He won the Atlantic 10 at the helm of UMass in 1992, 93, 94, 95 and 96. Memphis claimed the Conference USA crown in 2004, 06, 07, 08 and 09. Kentucky has captured the SEC five times in 2010, 12, 15, 16 and 17.

Perhaps more impressive is that Calipari has 29 combined regular-season and tournament championships. That trails only Mark Few of Gonzaga (30 titles) among all active coaches. All-time, Calipari trails only the great Adolph Rupp (41), Dean Smith (30) and Few.

There's No Place Like Home

Since the 2000-01 season, John Calipari-coached teams have posted a 300-26 (.920) record at home. At UK, Coach Cal is 147-7 (.955) in Rupp Arena.

In five of Calipari's eight full seasons at Kentucky, the Wildcats have posted an undefeated record at home, including a school-record 19-0 mark during the 2014-15 season.

Calipari owns both of UK's longest winning streaks in the arena. He began his career at UK with a 54-game winning streak at Rupp Arena. It was the longest winning streak since the arena opened in 1976. With a win over Georgia on Feb. 9, 2016, he secured the second-longest streak in the storied building at 34 games (which ended at 42).

| Coach | Streak (Yrs) |
|------------------|--------------|
| 1. John Calipari | 54 (2010-13) |
| 2. John Calipari | 42 (2014-17) |
| 3. Rick Pitino | 33 (1992-94) |
| 4. Joe B. Hall | 30 (1981-82) |
| 5. Rick Pitino | 27 (1995-97) |

Life Away From Home Isn't So Bad Either

As good as John Calipari's team's have been at home, they're nearly as good in hostile environments on the road. Dating back to the 2005-06 season, Calipari has recorded an 91-40 (.695) record on the road.

At neutral-site venues, Kentucky is 67-16 all-time under Calipari.

Calipari at No. 1

John Calipari is one of just two coaches (Frank McGuire) to lead three programs to a No. 1 ranking. With UK's No. 1 ranking in 2016-17, Calipari has guided six of his last eight and seven of his last 10 teams to the No. 1 ranking (and the ninth time he's done it overall).

When Coach Cal's teams have been at the top, they've been difficult to knock off:

- Calipari is 110-12 (.902) as the top-ranked Associated Press Top 25 coach in the country
- He's 69-7 (.908) when his team is at the top of the AP Top 25 as UK's head coach
- Calipari tallied a 32-4 mark at UMass when the Minutemen were No. 1 and he was 9-1 at Memphis when he had the Tigers at the pinnacle of the rankings

AHEAD OF THE BARON OF THE BLUEGRASS

• Legendary coach Adolph Rupp won 876 career games while he was the coach of UK. He also led Kentucky to five NCAA titles during his 41-year tenure.

• John Calipari is ahead of the pace set by the legend as far as victories to begin his career at UK. Also, Calipari (.818) is only slightly behind Rupp (.822) in total UK career winning percentage.

| Coach | Games | Record | Next Game (326th Game) |
|---------------|-------|--------|---|
| John Calipari | 325 | 266-59 | vs. Tennessee (Feb. 6) |
| Adolph Rupp | 325 | 262-63 | def. St. John's 73-59 (Dec. 29, 1945) |
| Tubby Smith | 325 | 251-74 | def. Houston 77-70 (Jan. 3, 2007) |
| Joe B. Hall | 325 | 246-79 | def. Tennessee 69-61 (Feb. 27, 1983) |
| Rick Pitino | 270 | 220-50 | End of UK coaching career at 270th game |



COACH CALIPARI

A “players-first” coach with a penchant for helping people reach their dreams, John Calipari, a Naismith Memorial Basketball Hall of Famer, has guided six teams to the Final Four, led one to a national championship and helped 42 players get selected in the NBA Draft during his 25-year college coaching career.

Calipari guided Kentucky to its eighth national championship and his first national title in 2012. In becoming only the second coach in NCAA history to lead three different schools to the Final Four, he has racked up more than 600 victories, 18 NCAA Tournament appearances, six Final Fours and numerous national coach of the year honors.

In 2015, Coach Cal led college basketball’s first ever 38-0 team, and became one of just three coaches to make four Final Fours in a five-year span. At the end of the season, Calipari became the 96th coach to join the Naismith Memorial Basketball Hall of Fame.

While building a program out of obscurity at Massachusetts, laying the foundation at Memphis and restoring luster at the sport’s greatest program at Kentucky, he has totaled the second-most wins in NCAA history in the first 20 years of a college coaching career.

Quite honestly, though, Calipari’s on-court success overshadows a much more significant picture.

In his goal to lead a players-first program, he has helped 42 players realize their dreams and guide them to NBA Draft selections, including a record five first-round draft picks in 2010. Two years later, six Wildcats heard their names called at the 2012 draft, the most in the two-round draft era. UK, with Calipari’s help, would tie those six picks again in 2015, including a record-tying four lottery selections. His four No. 1 overall picks are twice as many as any other coach, and he’s had 31 players drafted during his first eight years at Kentucky, including 24 first-round picks.

Calipari’s players have entered the league NBA-ready. He’s coached an MVP, four All-NBA players, three Rookie of the Year winners, and 10 players from Calipari’s first six teams at Kentucky have made the NBA All-Rookie teams.

Much like he did at UMass, where his players graduated at nearly 80 percent, Calipari has stressed academics. Fifteen of his last 18 seniors at Memphis earned their bachelor’s degrees, and all 17 players at UK who were eligible to graduate by the end of their senior years walked away with a diploma in hand, including three players who earned their degree in just three years. Calipari’s teams routinely have posted a combined team grade-point averages of 3.0 or better.

His foundation, The Calipari Foundation, has raised millions of dollars to help the lives of those in need in the Commonwealth and across the country. In 2010, he used a telethon to raise more than \$1 million for victims of the devastating earthquake in Haiti. He organized another one in 2012 for victims of Superstorm Sandy and another one in 2017 for victims of Hurricane Harvey.

In 2013, Calipari came up with the idea of hosting an annual alumni weekend around his basketball fantasy experience with the intent to raise money for charity. After generating \$350,000 for selected organizations and charities during the inaugural game, the weekend (the game and the fantasy experience) has generated more than \$1 million for charity every year since, including in 2014 without the funds from an alumni game and 2016 with a celebrity softball game in place of the traditional basketball game.

In 2017, Coach Cal was named the head coach of the 2017 USA Basketball Men’s U19 World Cup Team, which finished third at the 2017 FIBA U19 World Cup in Cairo.

Author of five books, including the New York Times Best Seller “Players First: Coaching from the Inside Out,” Calipari is a master of communication and maximizing talent. He lives by the motto that “it’s never a matter of how far you have fallen, but instead it’s about how high you bounce back.”



BIOGRAPHICAL INFORMATION

Date of Birth: Feb. 10, 1959 | **Wife:** Ellen
Children: Erin, Megan, Brad

Education
Clarion State (1982)

Head Coaching Experience
University of Massachusetts (1989-96)
New Jersey Nets (NBA) (1997-99)
University of Memphis (2001-09)
University of Kentucky (2010-present)

COACHING AWARDS

- 2015 Naismith Memorial Basketball Hall of Fame Inductee
- 2015 AP National Coach of the Year
- 2015 Naismith National Coach of the Year
- 2015 NABC National Coach of the Year
- 2015 The Sporting News National Coach of the Year
- 2015 Adolph Rupp National Coach of the Year
- 2015 SEC Coach of the Year (AP/Coaches)
- 2015 USBWA District IV Coach of the Year
- 2012 Nell & John Wooden Coach of the Year Leadership Award
- 2012 Naismith National Coach of the Year Finalist
- 2012 SEC Coach of the Year (AP/Coaches)
- 2010 Adolph Rupp National Coach of the Year
- 2010 Naismith National Coach of the Year Finalist
- 2010 SEC Coach of the Year (AP)
- 2010 *Sporting News* SEC Coach of the Year
- 2010 Yahoo! Sports SEC Coach of the Year
- 2010 USBWA District IV Coach of the Year
- 2009 NABC National Co-Coach of the Year
- 2009 *Sports Illustrated* National Coach of the Year
- 2009 Phelan National Coach of the Year
- 2009 Iba National Coach of the Year Finalist
- 2009 C-USA Coach of the Year
- 2008 Naismith National Coach of the Year
- 2008 C-USA Coach of the Year
- 2008 Iba National Coach of the Year Finalist
- 2008 Phelan National Coach of the Year Finalist
- 2007 Phelan National Coach of the Year Finalist
- 2007 USBWA District IV Coach of the Year
- 2007 *Basketball Times* South Region Coach of the Year
- 2006 C-USA Coach of the Year
- 2004 NABC District 7 Coach of the Year
- 1996 Naismith National Coach of the Year
- 1996 NABC National Coach of the Year
- 1996 *The Sporting News* National Coach of the Year
- 1996 Atlantic 10 Coach of the Year
- 1995 Naismith National Coach of the Year Finalist
- 1994 Naismith National Coach of the Year Finalist
- 1994 Atlantic 10 Coach of the Year
- 1993 USBWA District I Coach of the Year
- 1993 Atlantic 10 Coach of the Year
- 1992 Eastern Basketball Coach of the Year



COACH CALIPARI

NCAA DIVISION I ACTIVE WINNINGEST COACHES

(On-Court By Percentage - Min. 10 yrs. at Division I level)

| NO. | COACH/TEAM | YRS. | PCT. |
|-----|-------------------------------|-----------|-------------|
| 1. | Mark Few/Gonzaga | 18 | .817 |
| 2. | Roy Williams/UNC | 29 | .791 |
| 3. | John Calipari/Kentucky | 25 | .782 |
| 4. | Mike Krzyzewski/Duke | 42 | .764 |
| 5. | Bill Self/Kansas | 24 | .763 |

*numbers going into the 2017-18 season

SINCE 2005-06 ...

Since the 2005-06 season, John Calipari's on-court record ranks him as the winningest coach. Totals through Feb. 3, 2018.

| COACH | RECORD |
|--------------------|---------|
| 1. John Calipari | 403-73 |
| 2. Bill Self | 387-76 |
| 3. Mike Krzyzewski | 369-88 |
| 4. Mark Few | 365-80 |
| 5. Roy Williams | 363-107 |

MISCELLANEOUS ON-COURT RECORDS

Overall On-Court Record:711-199 (.781)
 March/April Record:152-42 (.784)
 NCAA Record:51-17 (.750)
 Record in Conference Games:325-97 (.770)
 Record in Conference Tournament:53-12 (.815)

- Calipari owns the most single-season wins with 38, tying his own record (Memphis in '08 and UK in '12) in 2016 with 38 wins
- Calipari is one of two coaches (Roy Williams) in NCAA Division I history to have 400 or more wins in the first 16 years as a head coach. Calipari had 416 wins in his first 16 years
- Calipari is the winningest coach in NCAA Division I history for a five-year span with 173 victories (2008-12)
- Calipari is the first coach in NCAA Division I history to record five straight on-court 30-win seasons. Memphis hit the 30-win plateau from 2006-09
- Calipari is one of only two coaches (Rick Pitino) to lead three different schools to a Final Four
- Calipari is one of only three coaches (John Wooden, Mike Krzyzewski) to go to four Final Fours in five seasons
- Calipari started with a 54-0 record in Rupp Arena as head coach of the Wildcats
- Calipari has 31 players that have been chosen in the NBA Draft (24 first-round picks) over the last eight seasons
- Calipari has more wins (327) in a 10-year period (2006-15) than any other coach in college basketball history
- Calipari is the second-fastest Division I men's basketball coach to reach 200 victories at a single school, behind only LIU-Brooklyn's Claire Bee
- Calipari's 29 combined regular season and tournament league titles trail only Mark Few of Gonzaga for the most among active coaches
- Calipari became the fourth-fastest coach to 700 on-court wins, behind only Adolph Rupp, Jerry Tarkanian and Roy Williams
- Calipari has the third-most wins in school history, behind only Adolph Rupp and Joe B. Hall

CAL IN CONFERENCE

| SEC COACHES | CONFERENCE | Tournament | Conference |
|--------------------------------|---------------|---------------|-------------------|
| | CHAMPIONSHIPS | Championships | Coach of the Year |
| Avery Johnson, Alabama | 0 | 0 | 0 |
| Mike Anderson, Arkansas | 1 | 1 | 1 |
| Bruce Pearl, Auburn | 7 | 2 | 7 |
| Michael White, Florida | 3 | 0 | 3 |
| Mark Fox, Georgia | 4 | 0 | 3 |
| John Calipari, Kentucky | 15 | 14 | 9 |
| Will Wade, LSU | 0 | 0 | 1 |
| Cuonzo Martin, Missouri | 1 | 0 | 1 |
| Andy Kennedy, Ole Miss | 0 | 1 | 2 |
| Ben Howland, Mississippi State | 7 | 5 | 3 |
| Frank Martin, South Carolina | 0 | 0 | 1 |
| Rick Barnes, Tennessee | 3 | 1 | 5 |
| Billy Kennedy, Texas A&M | 5 | 2 | 4 |
| Bryce Drew, Vanderbilt | 4 | 2 | 3 |
| TOTALS | 50 | 28 | 43 |

CALIPARI VS. ALL OPPONENTS

| | | | |
|--------------------------------|---------------------------------|--------------------------------|-----------------------------|
| Alabama 13-3 | George Mason 1-0 | Montana State 1-0 | St. Bonaventure 17-1 |
| Albany 1-0 | George Washington 8-9 | Morehead State 2-0 | St. John's 1-0 |
| Arizona 1-1 | Georgetown 2-1 | Murray State 1-0 | St. Joseph's 15-5 |
| Arizona State 2-1 | Georgia 15-2 | Nevada 1-0 | St. Mary's 1-0 |
| Arkansas 10-6 | Georgia Tech 1-1 | New Hampshire 5-0 | St. Peter's 1-0 |
| Arkansas-Little Rock 3-0 | Gonzaga 4-0 | New Mexico 1-0 | Stanford 3-2 |
| Arkansas-Pine Bluff 1-0 | Grand Canyon 1-0 | New Orleans 1-0 | Stephen F. Austin 1-0 |
| Arkansas State 4-0 | Hampton 1-0 | NJIT 1-0 | Stony Brook 1-0 |
| Auburn 9-1 | Hartford 2-0 | North Carolina 6-3 | Syracuse 3-2 |
| Austin Peay 6-1 | Harvard 2-0 | North Carolina State 1-0 | TCU 7-1 |
| Baylor 1-2 | Hofstra 1-0 | North Texas 1-0 | Temple 13-11 |
| Belmont 2-0 | Holy Cross 4-1 | Northeastern 3-1 | Tennessee 14-8 |
| Boise State 1-0 | Houston 16-3 | Northern Kentucky 2-0 | Tennessee Tech 1-0 |
| Boston 7-1 | Howard 1-0 | Northwestern State 1-0 | Texas 2-2 |
| Boston College 2-0 | Illinois 1-1 | Notre Dame 2-1 | Texas A&M 8-2 |
| Bradley 1-0 | Illinois State 1-0 | Oakland 1-0 | Towson State 1-0 |
| Bucknell 1-0 | Indiana 3-2 | Ohio State 1-2 | Troy 1-0 |
| Buffalo 2-0 | Iowa 0-1 | Oklahoma 5-1 | Tulane 16-0 |
| BYU 1-0 | Iowa State 2-0 | Oklahoma State 0-2 | Tulsa 11-1 |
| Cal State Northridge 1-0 | Jackson State 2-0 | Old Dominion 2-0 | UAB 14-3 |
| Canisius 1-0 | Kansas 3-6 | Ole Miss 13-4 | UCF 5-0 |
| Central Conn. St. 2-0 | Kansas State 2-0 | Oral Roberts 1-0 | UCLA 4-4 |
| Charlotte 2-3 | Keene State 1-0 | Oregon State 1-0 | UNC Asheville 2-0 |
| Chattanooga 2-0 | Kentucky 2-4 | Pennsylvania 3-0 | UNC Greensboro 1-0 |
| Christian Brothers 2-0 | La Salle 3-0 | Penn State 4-4 | UNC Wilmington 1-0 |
| Cincinnati 6-7 | Lafayette (Pa.) 1-0 | Pepperdine 1-0 | UNC Asheville 1-0 |
| Cleveland State 4-0 | Lamar 4-0 | Pittsburgh 2-1 | USF 10-1 |
| Coastal Carolina 1-0 | LIU-Brooklyn 1-0 | Portland 3-0 | Utah 1-1 |
| Colorado 1-1 | Lipscomb 1-0 | Princeton 2-0 | Utah Valley 1-0 |
| Colorado State 0-1 | Long Beach State 1-0 | Providence 3-1 | UTEP 5-0 |
| Columbia 1-0 | Louisiana Tech 1-1 | Purdue 2-1 | UT Arlington 3-0 |
| Connecticut 2-5 | Louisville 15-7 | Radford 1-0 | UT Martin 5-0 |
| Coppin State 1-0 | Loyola 1-0 | Rhode Island 16-2 | Valparaiso 1-0 |
| Cornell 1-0 | Lowell 2-1 | Rice 4-0 | Vanderbilt 15-4 |
| Dartmouth 1-0 | LSU 11-2 | Richmond 1-0 | Vermont 3-0 |
| Dayton 1-0 | Manhattan 2-0 | Rider 1-0 | Villanova 2-0 |
| DePaul 4-2 | Marist 2-0 | Robert Morris 1-1 | Virginia 0-1 |
| Detroit 1-0 | Marquette 3-1 | Rutgers 11-4 | Virginia Tech 3-0 |
| Drexel 2-0 | Marshall 6-0 | Saint Louis 4-3 | Wake Forest 2-1 |
| Duke 1-2 | Maryland 5-3 | Sam Houston State 1-0 | Washington 1-0 |
| Duquesne 12-4 | Massachusetts 1-0 | Samford 3-0 | West Virginia 13-7 |
| East Carolina 7-0 | Memphis 1-0 | Santa Clara 1-0 | Western Kentucky 2-0 |
| East Tennessee State 4-0 | Miami (Fla.) 0-1 | Savannah State 1-0 | Wichita State 2-0 |
| Eastern Kentucky 3-0 | Miami (Ohio) 2-0 | Seton Hall 1-0 | Winthrop 2-0 |
| Eastern Michigan 2-0 | Michigan 1-0 | Siena 4-0 | Wisconsin 1-1 |
| Fairfield 1-0 | Michigan State 2-1 | SMU 7-0 | Wofford 1-0 |
| Florida 15-7 | Middle Tennessee 3-0 | South Carolina 13-3 | Wright State 1-0 |
| Florida State 1-1 | Milwaukee 1-0 | South Connecticut 1-0 | Xavier 2-2 |
| Florida Tech 0-1 | Mississippi State 12-0 | S. Louisiana 3-0 | Yale 1-0 |
| Fordham 5-0 | Mississippi Valley St. 1-0 | Southern Cal 2-0 | |
| Fort Wayne 1-0 | Missouri 7-3 | Southern Miss 15-4 | |
| Furman 1-0 | Monmouth 1-0 | Southwest Texas St. 1-0 | |



INDIVIDUAL GAME RECORDS CAL ERA

MOST POINTS

| Pts. | Player vs. Opponent | Date |
|------|--|----------|
| 47 | Malik Monk vs. North Carolina | 12-17-16 |
| 39 | De'Aaron Fox vs. UCLA | 3-24-17 |
| 37 | Malik Monk vs. GEORGIA | 1-31-17 |
| 35 | Jamal Murray vs. FLORIDA | 2-6-16 |
| 35 | Terrence Jones vs. AUBURN | 1-11-11 |
| 34 | Kevin Knox at West Virginia | 1-27-17 |
| 34 | Malik Monk at Ole Miss | 12-29-16 |
| 33 | Malik Monk vs. FLORIDA | 2-25-17 |
| 33 | Jamal Murray at Vanderbilt | 2-27-16 |
| 33 | Jamal Murray vs. Ohio State | 12-19-15 |
| 32 | Doron Lamb vs. WINTHROP | 12-22-10 |
| 30 | Shai Gilgeous-Alexander vs. VANDERBILT | 1-30-18 |
| 30 | Tyler Ulis vs. Texas A&M | 3-13-16 |
| 30 | Brandon Knight vs. West Virginia | 3-19-11 |
| 29 | Julius Randle vs. BELMONT | 12-21-13 |
| 29 | Terrence Jones vs. Oklahoma | 11-22-10 |
| 29 | Eric Bledsoe vs. East Tennessee St. | 3-18-10 |

SEC: 37, Malik Monk vs. GEORGIA, 1-31-17
 Postseason: 39, De'Aaron Fox vs. UCLA, 3-24-17
 SEC Tourney: 30, Tyler Ulis vs. Texas A&M, 3-13-16
 NCAA Tourney: 39, De'Aaron Fox vs. UCLA, 3-24-17
 Rupp Arena: 37, Malik Monk vs. GEORGIA, 1-31-17
 On the Road: 34, Kevin Knox at West Virginia, 1-27-17
 Neutral: 47, Malik Monk vs. North Carolina, 12-17-16
 SEC Road: 34, Malik Monk at Ole Miss, 12-29-16
 Ranked Opp.: 47, Malik Monk vs. North Carolina, 12-17-16
 Freshman: 47, Malik Monk vs. North Carolina, 12-17-16
 Sophomore: 30, Tyler Ulis vs. Texas A&M, 3-13-16
 Junior: 25, Derek Willis vs. TENNESSEE, 2-18-16
 Senior: 25, Alex Poythress at Alabama, 1-19-16
 Opener: 25, Terrence Jones vs. ETSU, 11-12-10
 SEC Opener: 34, Malik Monk at Ole Miss, 12-29-16
 **In some cases, the most recent occurrence is listed

MOST POINTS IN AN SEC GAME

| Pts. | Player vs. Opponent | Date |
|------|--|----------|
| 37 | Malik Monk vs. GEORGIA | 1-31-17 |
| 35 | Jamal Murray vs. FLORIDA | 2-6-16 |
| 35 | Terrence Jones vs. AUBURN | 1-11-11 |
| 34 | Malik Monk at Ole Miss | 12-29-16 |
| 33 | Malik Monk vs. FLORIDA | 2-25-17 |
| 33 | Jamal Murray at Vanderbilt | 2-27-16 |
| 30 | Shai Gilgeous-Alexander vs. VANDERBILT | 1-30-18 |
| 28 | Jamal Murray vs. TENNESSEE | 2-18-16 |
| 28 | Anthony Davis vs. VANDERBILT | 2-25-12 |
| 27 | Malik Monk vs. VANDERBILT | 2-28-17 |
| 27 | Malik Monk vs. SOUTH CAROLINA | 1-21-17 |
| 27 | De'Aaron Fox vs. ARKANSAS | 1-7-17 |
| 27 | Tyler Ulis at South Carolina | 2-13-16 |
| 27 | Terrence Jones at LSU | 1-28-12 |
| 27 | Anthony Davis vs. ARKANSAS | 1-17-12 |
| 27 | DeMarcus Cousins at South Carolina | 1-26-10 |
| 26 | Malik Monk vs. TEXAS A&M | 1-3-17 |
| 26 | Jamal Murray at South Carolina | 2-13-16 |
| 26 | Aaron Harrison vs. OLE MISS | 1-6-15 |
| 26 | Andrew Harrison vs. TENNESSEE | 1-18-14 |
| 26 | James Young vs. MISSISSIPPI ST. | 1-8-14 |
| 26 | Kyle Wiltjer at Ole Miss | 1-29-13 |
| 26 | Brandon Knight at Arkansas | 2-23-11 |

MOST POINTS IN A HALF

| Pts. | Player vs. Opponent | Date |
|------|---|----------|
| 30 | Malik Monk ² vs. FLORIDA | 2-25-17 |
| 27 | Malik Monk ² vs. North Carolina | 12-17-16 |
| 27 | Jamal Murray ² vs. Ohio State | 12-19-15 |
| 24 | De'Aaron Fox ² vs. UCLA | 3-24-17 |
| 24 | Malik Monk ² at Ole Miss | 12-29-16 |
| 23 | Malik Monk ² vs. GEORGIA | 1-31-17 |
| 23 | Julius Randle ² vs. Michigan St. | 11-12-13 |
| 22 | Terrence Jones ² vs. AUBURN | 1-11-11 |
| 22 | Eric Bledsoe ² vs. MOREHEAD ST. | 11-13-09 |

1 - First Half; 2 - Second Half

MOST POINTS OFF THE BENCH

| Pts. | Player vs. Opponent | Date |
|------|--|----------|
| 35 | Terrence Jones vs. AUBURN | 1-11-11 |
| 32 | Doron Lamb vs. WINTHROP | 12-22-10 |
| 27 | Malik Monk vs. VANDERBILT | 2-28-17 |
| 26 | Kyle Wiltjer at Ole Miss | 1-29-13 |
| 24 | Shai Gilgeous-Alexander vs. LOUISVILLE | 12-29-17 |
| 24 | Kyle Wiltjer vs. LOYOLA | 12-22-11 |
| 24 | Doron Lamb at North Carolina | 12-4-10 |
| 23 | Kyle Wiltjer vs. LIPSCOMB | 12-15-12 |
| 32 | Shai Gilgeous-Alexander vs. VANDERBILT | 1-30-18 |
| 21 | Shai Gilgeous-Alexander vs. GEORGIA | 12-31-17 |
| 20 | Doron Lamb at Ole Miss | 2-1-11 |
| 20 | Doron Lamb vs. ETSU | 11-12-10 |

MOST 3-POINTERS MADE

| 3's | Player vs. Opponent | Date |
|-----|-------------------------------|----------|
| 8 | Malik Monk vs. North Carolina | 12-17-16 |
| 8 | Jamal Murray vs. FLORIDA | 2-6-16 |
| 8 | Eric Bledsoe vs. ETSU | 3-18-10 |

MOST FREE THROWS

| Fts | Player vs. Opponent | Date |
|-----|---------------------------|----------|
| 14 | Tyler Ulis at Arkansas | 1-21-16 |
| 13 | De'Aaron Fox vs. UCLA | 3-24-17 |
| 13 | Julius Randle at Ole Miss | 2-18-14 |
| 13 | Julius Randle vs. BELMONT | 12-21-13 |

| | | |
|----|-------------------------------------|----------|
| 12 | Shai Gilgeous-Alexander vs. GEORGIA | 12-31-17 |
| 12 | Tyler Ulis at Tennessee | 2-2-16 |
| 12 | Dakari Johnson vs. UT ARLINGTON | 11-25-14 |
| 12 | Archie Goodwin at Ole Miss | 1-29-13 |
| 12 | Archie Goodwin vs. MOREHEAD ST. | 11-21-12 |
| 12 | Anthony Davis vs. LOUISVILLE | 12-31-11 |

MOST REBOUNDS

| Rebs | Player vs. Opponent | Date |
|------|---------------------------------------|----------|
| 19 | Michael Kidd-Gilchrist vs. LOUISVILLE | 12-31-11 |
| 18 | Bam Adebayo vs. Northern Kentucky | 3-17-17 |
| 18 | Anthony Davis vs. CHATTANOOGA | 12-17-11 |
| 18 | DeMarcus Cousins vs. LOUISVILLE | 1-2-10 |
| 18 | Patrick Patterson vs. RIDER | 11-21-09 |
| 18 | DeMarcus Cousins vs. SAM HOUSTON ST. | 11-19-09 |
| 17 | Terrence Jones vs. Notre Dame | 12-8-10 |
| 17 | Terrence Jones at Washington | 11-23-10 |
| 16 | Wenyen Gabriel vs. AUBURN | 1-14-17 |
| 16 | Julius Randle vs. LSU | 3-14-14 |
| 16 | Julius Randle vs. UNC ASHEVILLE | 11-8-13 |
| 16 | Nerlens Noel vs. BAYLOR | 12-1-12 |
| 16 | Anthony Davis vs. Kansas | 4-2-12 |
| 16 | Anthony Davis vs. LITTLE ROCK | 1-3-12 |
| 15 | Nick Richards vs. FORT WAYNE | 11-22-17 |
| 15 | Bam Adebayo vs. FLORIDA | 2-25-17 |
| 15 | Bam Adebayo at Missouri | 2-21-17 |
| 15 | Julius Randle vs. Kansas State | 3-21-14 |
| 15 | Julius Randle at South Carolina | 3-1-14 |
| 15 | Julius Randle vs. LSU | 2-22-14 |
| 15 | Julius Randle vs. CLEVELAND STATE | 11-25-13 |
| 15 | Julius Randle vs. R. MORRIS | 11-17-13 |
| 15 | Anthony Davis vs. ST. JOHN'S | 12-1-11 |
| 15 | Terrence Jones vs. UConn | 4-2-11 |
| 15 | DeMarcus Cousins vs. Tennessee | 3-13-10 |

SEC: 16, Wenyen Gabriel, vs. AUBURN, 1-14-17
 Postseason: 18, Bam Adebayo, vs. NKU, 3-17-17
 SEC Tourney: 16, Julius Randle vs. LSU, 3-14-14
 NCAA Tourney: 18, Bam Adebayo, vs. NKU, 3-17-17
 Rupp Arena: 19, M. Kidd-Gilchrist vs. LOUISVILLE, 12-31-11
 On the Road: 17, Terrence Jones at Wash., 11-23-10
 SEC Road: 15, Bam Adebayo at Missouri, 2-21-17
 Ranked Opp.: 19, M. Kidd-Gilchrist vs. LOUISVILLE, 12-31-11
 Freshman: 19, M. Kidd-Gilchrist vs. LOUISVILLE, 12-31-11
 Sophomore: 14, Isaiah Briscoe at Tennessee, 1-24-17
 Junior: 18, Patrick Patterson vs. RIDER, 11-21-09
 Senior: 14, Josh Harrellson at Arkansas, 2-23-11
 Opener: 16, Julius Randle vs. UNC ASHEVILLE, 11-8-13
 SEC Opener: 12, W. Cauley-Stein vs. OLE MISS, 1-6-15
 **In some cases, the most recent occurrence is listed

MOST OFFENSIVE REBOUNDS

| Rebs | Player vs. Opponent | Date |
|------|-------------------------------------|----------|
| 9 | Willie Cauley-Stein vs. ARKANSAS | 2-27-14 |
| 9 | DeMarcus Cousins vs. OLE MISS | 2-2-10 |
| 9 | Patrick Patterson vs. RIDER | 11-21-09 |
| 8 | Bam Adebayo vs. UT MARTIN | 11-25-16 |
| 8 | Dakari Johnson vs. GRAND CANYON | 11-14-14 |
| 8 | DeMarcus Cousins vs. VANDERBILT | 1-30-10 |
| 8 | Patrick Patterson at Indiana | 12-12-09 |
| 8 | DeMarcus Cousins vs. S. HOUSTON ST. | 11-19-09 |

MOST DEFENSIVE REBOUNDS

| Rebs | Player vs. Opponent | Date |
|------|---------------------------------------|----------|
| 15 | Terrence Jones vs. Notre Dame | 12-8-10 |
| 14 | DeMarcus Cousins vs. LOUISVILLE | 1-2-10 |
| 13 | Anthony Davis vs. LSU | 3-9-12 |
| 13 | Michael Kidd-Gilchrist vs. LOUISVILLE | 12-31-11 |
| 13 | Anthony Davis vs. CHATTANOOGA | 12-17-11 |
| 13 | Terrence Jones vs. Washington | 11-23-10 |
| 12 | Bam Adebayo vs. Northern Kentucky | 3-17-17 |
| 12 | Karl-Anthony Towns vs. GEORGIA | 2-3-15 |
| 12 | Julius Randle vs. Kansas State | 3-21-14 |
| 12 | Anthony Davis vs. Kansas | 4-2-12 |
| 12 | Anthony Davis vs. Louisville | 3-31-12 |
| 12 | Anthony Davis vs. LITTLE ROCK | 1-3-12 |

MOST ASSISTS

| Assts. | Player vs. Opponent | Date |
|--------|------------------------------------|----------|
| 16 | John Wall vs. HARTFORD | 12-29-09 |
| 14 | Tyler Ulis vs. LSU | 3-5-16 |
| 14 | John Wall vs. UNC Asheville | 11-30-09 |
| 12 | De'Aaron Fox vs. STEPHEN F. AUSTIN | 11-11-16 |
| 12 | Tyler Ulis at South Carolina | 2-13-16 |
| 11 | Isaiah Briscoe at Ole Miss | 12-29-16 |
| 11 | De'Aaron Fox vs. CLEVELAND ST. | 11-23-16 |
| 11 | Tyler Ulis at Florida | 3-1-16 |
| 11 | Tyler Ulis at Texas A&M | 2-20-16 |
| 11 | Tyler Ulis vs. FLORIDA | 2-6-16 |
| 11 | John Wall vs. East Tennessee State | 3-18-10 |
| 11 | John Wall vs. RIDER | 11-21-09 |

SEC: 14, Tyler Ulis vs. LSU, 3-5-16
 Postseason: 5, John Wall vs. E. Tennessee State, 3-18-10
 SEC Tourney: 9, Andrew Harrison vs. Georgia, 3-15-14
 NCAA Tourney: 11, J. Wall vs. E. Tennessee St., 3-18-10
 Rupp Arena: 16, John Wall vs. HARTFORD, 12-29-09
 On the Road: 12, Tyler Ulis, at South Carolina, 2-13-16
 SEC Road: 12, Tyler Ulis, at South Carolina, 2-13-16
 Ranked Opp.: 12, Tyler Ulis, at South Carolina, 2-13-16
 Freshman: 16, John Wall vs. HARTFORD, 12-29-09
 Sophomore: 14, Tyler Ulis vs. LSU, 3-5-16
 Junior: 9, DeAndre Liggins vs. WINTHROP, 12-22-10
 Senior: 10, Julius Mays vs. LAFAYETTE, 11-16-12
 Opener: 12, De'Aaron Fox vs. SFA, 11-11-16
 SEC Opener: 11, Isaiah Briscoe at Ole Miss, 12-29-16

MOST POINTS-REBOUNDS-ASSISTS

| P-R-A | Player vs. Opponent | Date |
|--------------|---------------------------------------|----------|
| 49 (47-0-2) | Malik Monk vs. UNC | 12-17-16 |
| 47 (27-17-3) | Terrence Jones vs. Notre Dame | 12-8-10 |
| 46 (39-3-4) | De'Aaron Fox vs. UCLA | 3-24-17 |
| 45 (29-13-3) | Terrence Jones vs. Oklahoma | 11-22-10 |
| 45 (27-18-0) | DeMarcus Cousins vs. S. HOUSTON | 11-19-09 |
| 44 (24-19-1) | Michael Kidd-Gilchrist vs. LOUISVILLE | 12-31-11 |
| 43 (33-9-2) | Jamal Murray at Vanderbilt | 2-27-16 |
| 43 (35-8-0) | Terrence Jones vs. AUBURN | 1-11-11 |
| 42 (33-4-5) | Malik Monk vs. FLORIDA | 2-25-17 |
| 42 (23-11-8) | Isaiah Briscoe vs. GEORGIA | 1-31-17 |
| 42 (35-6-1) | Jamal Murray vs. FLORIDA | 2-6-16 |
| 41 (34-7-0) | Kevin Knox at West Virginia | 1-27-18 |
| 41 (25-15-1) | Nick Richards vs. FORT WAYNE | 11-22-17 |
| 41 (37-3-1) | Malik Monk vs. GEORGIA | 1-31-17 |
| 41 (34-6-1) | Malik Monk at Ole Miss | 12-29-16 |
| 41 (26-10-5) | James Young vs. MISSISSIPPI STATE | 1-8-14 |
| 41 (27-13-1) | Julius Randle vs. Michigan State | 11-12-13 |
| 41 (27-14-0) | Anthony Davis vs. ARKANSAS | 1-17-12 |

MOST MINUTES WITHOUT A TURNOVER

| Mins. | Player vs. Opponent | Date |
|-------|---|----------|
| 44 | Darius Miller at Arkansas | 2-23-11 |
| 41 | Aaron Harrison vs. LSU | 2-22-14 |
| 40 | Tyler Ulis vs. Duke | 11-17-15 |
| 40 | Aaron Harrison vs. OLE MISS | 1-6-15 |
| 40 | Alex Poythress vs. MISSOURI | 2-23-13 |
| 39 | Nerlens Noel vs. TEXAS A&M | 1-12-13 |
| 39 | Ryan Harrow at Louisville | 12-29-12 |
| 39 | Anthony Davis vs. ALABAMA | 1-21-12 |
| 39 | M. Kidd-Gilchrist vs. LOUISVILLE | 12-31-11 |
| 38 | Aaron Harrison at LSU | 1-28-14 |
| 38 | Patrick Patterson vs. Mississippi State | 3-14-10 |

MOST BLOCKED SHOTS

| Blks. | Player vs. Opponent | Date |
|-------|-------------------------------------|----------|
| 12 | Nerlens Noel at Ole Miss | 1-29-13 |
| 9 | Willie Cauley-Stein vs. BOISE STATE | 12-10-13 |
| 9 | Willie Cauley-Stein vs. Providence | 12-1-13 |
| 8 | Nerlens Noel at Alabama | 1-22-13 |
| 8 | Anthony Davis at South Carolina | 2-4-12 |
| 8 | Anthony Davis vs. ST. JOHN'S | 12-1-11 |
| 7 | Karl-Anthony Towns vs. VANDERBILT | 1-20-15 |
| 7 | Willie Cauley-Stein vs. E. MICHIGAN | 11-27-13 |
| 7 | Willie Cauley-Stein vs. MISSOURI | 2-23-13 |
| 7 | Nerlens Noel at Auburn | 1-19-13 |
| 7 | Nerlens Noel vs. TEXAS A&M | 1-12-13 |
| 7 | Nerlens Noel vs. LIPSCOMB | 12-15-12 |
| 7 | Nerlens Noel vs. PORTLAND | 12-8-12 |
| 7 | Anthony Davis vs. Western Kentucky | 3-15-12 |
| 7 | Anthony Davis at Vanderbilt | 2-11-12 |
| 7 | Anthony Davis vs. TENNESSEE | 1-31-12 |
| 7 | Anthony Davis vs. ARKANSAS | 1-17-12 |
| 7 | Anthony Davis vs. SOUTH CAROLINA | 1-7-12 |
| 7 | Anthony Davis vs. Kansas | 11-15-11 |

SEC: 12, Nerlens Noel at Ole Miss, 1-29-13
 Postseason: 7, A. Davis vs. Western Kentucky, 3-15-12
 SEC Tourney: 6, Anthony Davis vs. LSU, 3-11-12
 NCAA Tourney: 7, A. Davis vs. Western Kent., 3-15-12
 Rupp Arena: 9, W. Cauley-Stein vs. BOISE ST., 12-10-13
 On the Road: 12, Nerlens Noel at Ole Miss, 1-29-13
 SEC Road: 12, Nerlens Noel at Ole Miss, 1-29-13
 Ranked Opp.: 12, Nerlens Noel at Ole Miss, 1-29-13
 Freshman: 12, Nerlens Noel at Ole Miss, 1-29-13
 Sophomore: 9, W. Cauley-Stein vs. BOISE ST., 12-10-13
 Junior: 4, Willie Cauley-Stein vs. ARKANSAS, 2-28-15
 Senior: 6, Josh Harrellson vs. PENN., 1-3-11
 Opener: 5, Anthony Davis vs. MARIST, 11-11-11
 SEC Opener: 7, A. Davis vs. SOUTH CAROLINA, 1-7-12
 **In some cases, the most recent occurrence is listed

MOST STEALS

| Stls. | Player vs. Opponent | Date |
|-------|---------------------------------|----------|
| 6 | Tyler Ulis vs. OLE MISS | 1-2-16 |
| 6 | Willie Cauley-Stein vs. GEORGIA | 1-25-14 |
| 6 | Nerlens Noel vs. BAYLOR | 12-1-12 |
| 6 | John Wall vs. UConn | 12-9-09 |
| 6 | John Wall vs. UNC Asheville | 11-30-09 |
| 5 | Malik Monk vs. UCLA | 12-3-16 |
| 5 | Aaron Harrison vs. ARKANSAS | 2-28-15 |
| 5 | Willie Cauley-Stein vs. Texas | 12-5-14 |
| 5 | DeAndre Liggins vs. TENNESSEE | 2-8-11 |
| 5 | Darius Miller at Portland | 11-19-10 |

SEC: 6, Tyler Ulis vs. OLE MISS, 1-2-16
 Postseason: 5, John Wall vs. Mississippi State, 3-14-10
 SEC Tourney: 5, John Wall vs. Mississippi State, 3-14-10
 NCAA Tourney: 4, An. Harrison vs. W. Virginia, 3-26-15
 Rupp Arena: 6, Tyler Ulis vs. OLE MISS, 1-2-16
 On the Road: 5, Darius Miller at Portland, 11-19-10
 SEC Road: 3, Fox/Monk at Ole Miss, 12-29-16
 Ranked Opp.: 5, Malik Monk vs. UCLA, 12-3-16
 Freshman: 6, Nerlens Noel vs. BAYLOR, 12-1-12
 Sophomore: 6, Tyler Ulis vs. OLE MISS, 1-2-16
 Junior: 5, Willie Cauley-Stein vs. TEXAS, 12-5-14
 Senior: 4, Dominique Hawkins vs. Arkansas, 3-12-17
 Opener: 4, Knox/Gilgeous-Alexander vs. UTAH VALLEY, 11-10-17
 SEC Opener: 6, Tyler Ulis vs. OLE MISS, 1-2-16
 **In some cases, the most recent occurrence is listed



TEAM GAME RECORDS CAL ERA

MOST POINTS

| Pts.(Score) | Opp. | Date |
|---------------|--------------------|----------|
| 115 (115-69) | vs. Arizona State | 11-28-16 |
| 111 (111-76) | UT MARTIN | 11-25-16 |
| 110 (110-75) | AUBURN | 2-21-15 |
| 108 (108-58) | MARIST | 11-11-11 |
| 107 (107-73) | UIC | 11-26-17 |
| 105 (105-76) | UT ARLINGTON | 11-19-13 |
| 104 (104-75) | LIU BROOKLYN | 11-23-12 |
| 104 (104-61) | HARTFORD | 12-29-09 |
| 103 (103-100) | vs. North Carolina | 12-17-16 |
| 102 (102-90) | vs. Indiana | 3-23-12 |
| 102 (102-92) | SAM HOUSTON ST. | 11-19-09 |

MOST POINTS IN A LOSS

| Pts.(Score) | Opp. | Date |
|-------------|-------------------|----------|
| 92 (97-92) | UCLA | 12-3-16 |
| 85 (85-87) | at Arkansas | 1-14-14 |
| 84 (90-84) | at Kansas | 1-30-16 |
| 82 (87-82) | at LSU | 1-28-14 |
| 80 (82-80) | at Tennessee | 1-24-17 |
| 77 (79-77) | at Texas A&M | 2-20-16 |
| 77 (87-77) | at UCLA | 12-3-15 |
| 77 (77-82) | at North Carolina | 12-14-13 |
| 77 (77-80) | at Louisville | 12-19-12 |
| 76 (76-77) | at Arkansas | 2-23-11 |

MOST POINTS IN A WIN OVER AP RANKED TEAM

| Pts.(Score) | Opp. | Date |
|---------------|--------------------|----------|
| 103 (103-100) | vs. North Carolina | 12-17-16 |
| 102 (102-90) | vs. Indiana | 3-23-12 |
| 87 (87-74) | at Ole Miss | 1-29-13 |
| 86 (86-75) | vs. UCLA | 3-24-17 |
| 85 (85-69) | SOUTH CAROLINA | 1-21-17 |
| 85 (85-75) | OLE MISS | 2-2-10 |
| 85 (85-72) | VANDERBILT | 1-30-10 |
| 84 (84-67) | ARKANSAS | 2-28-15 |
| 84 (84-70) | NORTH CAROLINA | 12-13-14 |
| 83 (83-76) | at West Virginia | 1-27-18 |

MOST PTS. AT NEUTRAL SITE

| Pts.(Score) | Opp. | Date |
|---------------|--------------------|----------|
| 115 (115-69) | vs. Arizona State | 11-28-16 |
| 103 (103-100) | vs. North Carolina | 12-17-16 |
| 102 (102-90) | vs. Indiana | 3-23-12 |
| 100 (100-71) | vs. ETSU | 3-18-10 |
| 96 (96-73) | vs. Hofstra | 12-11-16 |
| 94 (94-57) | vs. UNC Asheville | 11-30-09 |
| 93 (93-76) | vs. Monmouth | 12-9-17 |
| 93 (93-80) | vs. Georgia | 3-12-16 |
| 91 (91-67) | vs. Auburn | 3-14-15 |
| 90 (90-60) | vs. Wake Forest | 3-20-10 |

MOST PTS. IN NCAA TOURNEY

| Pts.(Score) | Opp. | Date |
|--------------|----------------------|---------|
| 102 (102-90) | vs. Indiana | 3-23-12 |
| 100 (100-71) | vs. ETSU | 3-18-10 |
| 90 (90-60) | vs. Wake Forest | 3-20-10 |
| 87 (87-71) | vs. Iowa State | 3-17-12 |
| 86 (86-75) | vs. UCLA | 3-24-17 |
| 85 (85-57) | vs. Stony Brook | 3-17-16 |
| 82 (82-70) | vs. Baylor | 3-25-12 |
| 81 (81-66) | vs. Western Kentucky | 3-15-12 |
| 79 (79-70) | vs. NKU | 3-17-17 |
| 79 (79-56) | vs. Hampton | 3-19-15 |

MOST PTS. IN SEC TOURNEY

| Pts.(Score) | Opp. | Date |
|-------------|-----------------|---------|
| 93 (93-80) | vs. Georgia | 3-12-16 |
| 91 (91-67) | vs. Auburn | 3-14-15 |
| 85 (85-59) | vs. Alabama | 3-11-16 |
| 85 (85-67) | vs. LSU | 3-14-14 |
| 82 (82-65) | vs. Arkansas | 3-12-17 |
| 82 (82-77) | vs. Texas A&M | 3-13-16 |
| 79 (79-74) | vs. Alabama | 3-11-17 |
| 78 (78-63) | vs. Arkansas | 3-15-15 |
| 75 (75-66) | vs. Ole Miss | 3-11-11 |
| 75 (75-74) | vs. Miss. State | 3-14-10 |

MOST PTS. IN RUPP ARENA WIN

| Pts.(Score) | Opp. | Date |
|--------------|--------------|----------|
| 111 (111-76) | UT MARTIN | 11-25-16 |
| 110 (110-75) | AUBURN | 2-21-15 |
| 108 (108-58) | MARIST | 11-11-11 |
| 107 (107-73) | UIC | 11-26-17 |
| 105 (105-76) | UT ARLINGTON | 11-19-13 |
| 104 (104-75) | LIU BROOKLYN | 11-23-12 |
| 104 (104-61) | HARTFORD | 12-29-09 |

| | | |
|--------------|-----------------|----------|
| 102 (102-92) | SAM HOUSTON ST. | 11-19-09 |
| 101 (101-70) | CLEVELAND STATE | 11-23-16 |
| 101 (101-49) | LAFAYETTE | 11-16-12 |
| 101 (101-70) | ARKANSAS | 1-23-10 |

MOST PTS. IN ROAD GAME WIN

| Pts.(Score) | Opp. | Date |
|-------------|--------------------|----------|
| 99 (99-76) | at Ole Miss | 12-29-16 |
| 90 (90-73) | at Indiana | 12-12-09 |
| 89 (89-62) | at South Carolina | 2-13-16 |
| 89 (89-77) | at Florida | 1-12-10 |
| 88 (88-81) | at Mississippi St. | 1-17-17 |
| 88 (88-79) | at Florida | 3-1-16 |
| 87 (87-81) | at Vanderbilt | 1-10-17 |
| 87 (87-74) | at Ole Miss | 1-29-13 |
| 86 (86-52) | at South Carolina | 2-4-12 |

MOST POINTS IN A HALF

| Pts. | Opp. | Date |
|-----------------|--------------------|----------|
| 63 ² | UT ARLINGTON | 11-19-13 |
| 63 ² | MARIST | 11-11-11 |
| 60 ¹ | at Ole Miss | 12-29-16 |
| 58 ¹ | vs. Arizona State | 11-28-16 |
| 58 ² | UT MARTIN | 11-25-16 |
| 58 ² | AUBURN | 2-21-15 |
| 57 ² | vs. Arizona State | 11-28-16 |
| 57 ¹ | ARKANSAS | 1-23-10 |
| 57 ¹ | HARTFORD | 12-29-09 |
| 56 ² | ARKANSAS | 1-7-17 |
| 56 ¹ | vs. North Carolina | 12-17-16 |
| 56 ¹ | CLEVELAND STATE | 11-23-16 |
| 56 ¹ | DREXEL | 12-21-09 |

¹ - First Half; ² - Second Half

FEWEST POINTS

| Pts.(Score) | Opp. | Date |
|-------------|------------------|----------|
| 48 (48-64) | vs. Vanderbilt | 3-15-13 |
| 50 (50-64) | at Notre Dame | 11-29-12 |
| 52 (52-69) | at Florida | 2-12-13 |
| 54 (54-60) | vs. UConn | 4-7-14 |
| 55 (55-48) | ALABAMA | 3-4-14 |
| 55 (55-59) | at Alabama | 1-22-13 |
| 55 (55-64) | BAYLOR | 12-1-12 |
| 55 (55-56) | vs. UConn | 4-2-11 |
| 56 (56-49) | vs. Kansas State | 3-21-14 |
| 56 (56-46) | COLUMBIA | 12-10-14 |

FEWEST POINTS IN A WIN

| Pts.(Score) | Opp. | Date |
|-------------|-------------------|----------|
| 55 (55-48) | ALABAMA | 3-4-14 |
| 56 (56-49) | vs. Kansas State | 3-21-14 |
| 56 (56-46) | COLUMBIA | 12-10-14 |
| 57 (57-44) | at Georgia | 1-24-12 |
| 58 (58-50) | at Louisville | 12-27-14 |
| 58 (58-38) | PROVIDENCE | 11-30-14 |
| 58 (58-43) | at South Carolina | 1-24-14 |
| 58 (58-56) | at Vanderbilt | 2-20-10 |
| 59 (59-57) | vs. Princeton | 3-1-11 |
| 60 (60-58) | at Vanderbilt | 1-10-13 |
| 60 (60-51) | vs. LSU | 3-9-12 |

FEWEST PTS. AT NEUTRAL SITE

| Pts.(Score) | Opp. | Date |
|-------------|------------------|----------|
| 48 (48-64) | vs. Vanderbilt | 3-15-13 |
| 54 (54-60) | vs. UConn | 4-7-14 |
| 55 (55-56) | vs. UConn | 4-2-11 |
| 56 (56-49) | vs. Kansas State | 3-21-14 |
| 59 (59-57) | vs. Princeton | 3-17-11 |
| 60 (60-61) | vs. Florida | 3-16-14 |
| 60 (60-51) | vs. LSU | 3-9-12 |
| 61 (61-65) | vs. Kansas | 11-14-17 |
| 62 (62-67) | vs. Baylor | 12-6-13 |
| 62 (62-60) | vs. Ohio State | 3-25-11 |
| 62 (62-45) | vs. Cornell | 3-25-10 |
| 62 (62-52) | vs. Old Dominion | 11-20-11 |

FEWEST POINTS IN NCAA TOURNEY

| Pts.(Score) | Opp. | Date |
|-------------|-------------------|---------|
| 54 (54-60) | vs. UConn | 4-7-14 |
| 55 (55-56) | vs. UConn | 4-2-11 |
| 56 (56-49) | vs. Kansas State | 3-21-14 |
| 59 (59-57) | vs. Princeton | 3-17-11 |
| 62 (62-60) | vs. Ohio State | 3-25-11 |
| 62 (62-45) | vs. Cornell | 3-25-10 |
| 64 (64-71) | vs. Wisconsin | 4-4-15 |
| 64 (64-51) | vs. Cincinnati | 3-21-15 |
| 65 (65-62) | vs. Wichita State | 3-19-17 |
| 66 (66-73) | vs. West Virginia | 3-27-10 |

FEWEST PTS. IN SEC TOURNEY

| Pts.(Score) | Opp. | Date |
|-------------|----------------|---------|
| 48 (48-64) | vs. Vanderbilt | 3-15-13 |
| 60 (60-61) | vs. Florida | 3-16-14 |
| 60 (60-51) | vs. LSU | 3-9-12 |
| 64 (64-49) | vs. Florida | 3-13-15 |
| 64 (64-71) | vs. Vanderbilt | 3-11-12 |
| 70 (70-58) | vs. Georgia | 3-15-14 |
| 70 (70-54) | vs. Florida | 3-13-11 |
| 71 (71-60) | vs. Georgia | 3-10-17 |
| 72 (72-58) | vs. Alabama | 3-12-11 |

FEWEST PTS. IN RUPP ARENA

| Pts.(Score) | Opp. | Date |
|-------------|------------|----------|
| 55 (55-64) | BAYLOR | 12-1-12 |
| 56 (56-46) | COLUMBIA | 12-10-14 |
| 58 (58-38) | PROVIDENCE | 11-30-14 |
| 61 (61-57) | FLORIDA | 3-9-13 |

FEWEST PTS. IN ROAD GAME

| Pts.(Score) | Opp. | Date |
|-------------|-------------------|----------|
| 50 (50-64) | at Notre Dame | 11-29-12 |
| 52 (52-69) | at Florida | 2-12-13 |
| 55 (55-48) | at Alabama | 3-4-14 |
| 55 (55-59) | at Alabama | 1-22-13 |
| 57 (57-59) | at Robert Morris | 3-19-13 |
| 57 (57-44) | at Georgia | 1-24-12 |
| 58 (58-50) | at Louisville | 12-27-14 |
| 58 (58-43) | at South Carolina | 1-24-14 |
| 58 (58-88) | at Tennessee | 2-16-13 |
| 58 (58-56) | at Vanderbilt | 2-20-10 |

FEWEST POINTS IN A HALF

| Pts. | Opp. | Date |
|-----------------|----------------|----------|
| 18 ¹ | at Missouri | 2-3-18 |
| 19 ² | at Georgia | 1-24-12 |
| 21 ¹ | vs. UConn | 4-2-11 |
| 22 ¹ | at Louisville | 12-27-14 |
| 22 ² | at Alabama | 1-22-13 |
| 22 ¹ | at Tennessee | 3-6-11 |
| 23 ¹ | COLUMBIA | 12-10-14 |
| 23 ² | vs. UConn | 4-7-14 |
| 23 ¹ | vs. Vanderbilt | 3-15-13 |
| 23 ² | vs. Maryland | 11-9-12 |
| 23 ¹ | vs. UConn | 12-9-09 |

¹ - First Half; ² - Second Half

MOST FIELD GOALS

| FGs. | Opp. | Date |
|------|--------------------|----------|
| 46 | MARIST | 11-11-11 |
| 44 | vs. Arizona State | 11-28-16 |
| 44 | AUBURN | 2-21-15 |
| 42 | UIC | 11-26-17 |
| 42 | LIU-BROOKLYN | 11-23-12 |
| 41 | UT MARTIN | 11-25-16 |
| 41 | HARTFORD | 12-29-09 |
| 40 | vs. North Carolina | 12-17-16 |
| 40 | LAFAYETTE | 11-16-12 |
| 38 | CLEVELAND STATE | 11-23-16 |
| 38 | LSU | 3-5-16 |
| 38 | vs. Wake Forest | 3-20-10 |

FEWEST FIELD GOALS

| FGs. | Opp. | Date |
|------|-------------------|----------|
| 14 | at South Carolina | 3-1-14 |
| 16 | ALABAMA | 3-4-14 |
| 17 | GEORGIA | 12-31-17 |
| 17 | LOUISVILLE | 12-31-11 |
| 17 | at Auburn | 2-12-14 |
| 18 | vs. LSU | 3-9-12 |
| 18 | vs. Vanderbilt | 3-15-13 |
| 18 | vs. Florida | 3-16-14 |
| 18 | vs. UConn | 4-7-14 |
| 18 | at Texas A&M | 1-10-15 |
| 18 | at South Carolina | 1-24-15 |

MOST FIELD-GOAL ATTEMPTS

| FGs. | Opp. | Date |
|------|--------------------|----------|
| 84 | vs. Arizona State | 11-28-16 |
| 80 | UCLA | 12-3-16 |
| 77 | ARKANSAS | 1-23-10 |
| 76 | ARKANSAS | 2-27-14 |
| 75 | MARIST | 11-11-11 |
| 74 | at Ole Miss | 12-29-16 |
| 74 | vs. North Carolina | 12-17-16 |
| 74 | UT MARTIN | 11-25-16 |

FEWEST FIELD-GOAL ATTEMPTS

| FGs. | Opp. | Date |
|------|-------------------|---------|
| 39 | at South Carolina | 1-24-15 |

| | | |
|----|---------------------|----------|
| 40 | at Robert Morris | 3-19-13 |
| 41 | ALABAMA | 1-31-15 |
| 41 | TENNESSEE | 1-31-12 |
| 42 | FLORIDA | 2-15-14 |
| 42 | vs. Providence | 12-1-13 |
| 42 | vs. LSU | 3-9-12 |
| 42 | vs. Cleveland State | 11-24-09 |

MOST FREE THROWS

| FTs. | Opp. | Date |
|------|-------------------|----------|
| 35 | vs. Indiana | 3-23-12 |
| 33 | at South Carolina | 3-1-14 |
| 32 | LOUISVILLE | 12-31-11 |
| 31 | MOREHEAD STATE | 11-21-12 |
| 31 | INDIANA | 12-11-10 |
| 30 | vs. Auburn | 3-14-15 |
| 30 | UNC ASHEVILLE | 11-8-13 |
| 30 | vs. Baylor | 3-25-12 |
| 29 | ILLINOIS STATE | 11-30 |

TEAM GAME RECORDS CAL ERA

MOST 3-POINT ATTEMPTS

| 3s. | Opp. | Date |
|-----|--------------------------|----------|
| 33 | CHATTANOOGA | 12-17-11 |
| 33 | vs. East Tennessee State | 3-18-10 |
| 33 | ARKANSAS | 1-23-10 |
| 32 | vs. West Virginia | 3-27-10 |
| 28 | vs. Arizona State | 11-28-16 |
| 28 | at Texas A&M | 1-10-15 |
| 28 | ALABAMA | 3-4-14 |
| 28 | vs. Vanderbilt | 3-11-12 |
| 28 | HARTFORD | 12-29-09 |
| 27 | GEORGIA | 3-1-12 |
| 27 | vs. UConn | 4-2-11 |

FEWEST 3-POINT ATTEMPTS

| 3s. | Opp. | Date |
|-----|----------------|----------|
| 5 | vs. Wisconsin | 4-4-15 |
| 5 | vs. Wisconsin | 4-5-14 |
| 5 | at Tennessee | 1-14-12 |
| 6 | FLORIDA | 3-7-15 |
| 6 | Vanderbilt | 1-20-15 |
| 7 | at Missouri | 1-29-15 |
| 7 | PROVIDENCE | 11-30-14 |
| 7 | vs. Louisville | 3-31-12 |
| 7 | at Indiana | 12-10-11 |

MOST REBOUNDS

| Rebs. | Opp. | Date |
|-------|----------------------|----------|
| 59 | vs. Arizona State | 11-28-16 |
| 59 | ARKANSAS | 1-23-10 |
| 57 | LOUISVILLE | 12-31-11 |
| 56 | ROBERT MORRIS | 11-17-13 |
| 54 | NIJT | 11-14-15 |
| 53 | TROY | 11-20-17 |
| 53 | at Texas A&M | 1-10-15 |
| 53 | MONTANA STATE | 11-23-14 |
| 53 | at Mississippi State | 2-16-10 |
| 53 | at LSU | 2-6-10 |

FEWEST REBOUNDS

| Rebs. | Opp. | Date |
|-------|------------------|----------|
| 21 | ALABAMA | 1-31-15 |
| 21 | at Tennessee | 2-16-13 |
| 22 | vs. Wisconsin | 4-4-15 |
| 24 | GEORGIA | 2-3-15 |
| 24 | NORTH CAROLINA | 12-13-14 |
| 24 | TENNESSEE | 1-18-14 |
| 25 | vs. Baylor | 12-6-13 |
| 25 | at Robert Morris | 3-19-13 |

MOST OFFENSIVE REBOUNDS

| Rebs. | Opp. | Date |
|-------|-------------------|----------|
| 26 | ARKANSAS | 2-27-14 |
| 24 | GRAND CANYON | 11-14-14 |
| 24 | vs. West Virginia | 3-27-10 |
| 22 | NIJT | 11-14-15 |
| 22 | at Auburn | 2-2-14 |
| 22 | ARKANSAS | 1-23-10 |
| 21 | at West Virginia | 1-27-18 |
| 21 | VALPARAISO | 12-7-16 |
| 21 | COLUMBIA | 12-10-14 |
| 21 | at South Carolina | 3-1-14 |
| 21 | BAYLOR | 12-1-12 |
| 21 | at Indiana | 12-12-09 |

FEWEST OFFENSIVE REBOUNDS

| Rebs. | Opp. | Date |
|-------|-------------------|---------|
| 3 | at South Carolina | 1-24-14 |
| 5 | GEORGIA | 2-3-15 |
| 5 | ALABAMA | 1-31-15 |
| 5 | MISSISSIPPI STATE | 2-15-11 |
| 5 | GEORGIA | 1-29-11 |

MOST DEFENSIVE REBOUNDS

| Rebs. | Opp. | Date |
|-------|---------------------|----------|
| 39 | vs. Arizona State | 11-28-16 |
| 39 | ROBERT MORRIS | 11-17-13 |
| 39 | EASTERN MICHIGAN | 1-2-13 |
| 38 | TROY | 11-20-17 |
| 38 | vs. Hampton | 3-19-15 |
| 38 | EASTERN KENTUCKY | 12-7-14 |
| 38 | vs. Cleveland State | 11-24-09 |
| 37 | at Texas A&M | 1-10-15 |
| 37 | LOUISVILLE | 12-31-11 |
| 37 | ARKANSAS | 1-23-10 |
| 36 | vs. FLORIDA | 2-25-17 |
| 36 | at Florida | 3-1-16 |
| 36 | RADFORD | 11-23-11 |
| 36 | MARIST | 11-11-11 |

FEWEST DEFENSIVE REBOUNDS

| Rebs. | Opp. | Date |
|-------|----------------|----------|
| 9 | at Tennessee | 2-16-13 |
| 13 | NORTH CAROLINA | 12-13-14 |
| 15 | vs. Baylor | 12-6-13 |
| 15 | at Alabama | 1-18-11 |
| 16 | vs. Wisconsin | 4-4-15 |
| 16 | ALABAMA | 1-31-15 |
| 16 | TEXAS A&M | 1-12-13 |
| 16 | at Auburn | 1-11-12 |
| 16 | vs. UConn | 11-24-10 |

MOST ASSISTS

| Assts. | Opp. | Date |
|--------|--------------------------|----------|
| 33 | vs. Arizona State | 11-28-16 |
| 30 | HARTFORD | 12-29-09 |
| 28 | LIU-BROOKLYN | 11-23-12 |
| 28 | vs. UNC Asheville | 11-30-09 |
| 25 | CLEVELAND STATE | 11-23-16 |
| 25 | AUBURN | 2-21-15 |
| 25 | vs. UCLA | 12-20-14 |
| 24 | at Ole Miss | 12-29-16 |
| 24 | UT MARTIN | 11-25-16 |
| 24 | BOSTON | 11-21-14 |
| 24 | MARIST | 11-11-11 |
| 24 | vs. East Tennessee State | 3-18-10 |

FEWEST ASSISTS

| Assts. | Opp. | Date |
|--------|-------------------|----------|
| 5 | LSU | 2-22-14 |
| 6 | VANDERBILT | 3-1-11 |
| 7 | VANDERBILT | 1-30-18 |
| 7 | at South Carolina | 1-16-18 |
| 7 | at Florida | 2-4-17 |
| 7 | vs. Wisconsin | 4-4-15 |
| 7 | vs. Florida | 3-13-15 |
| 7 | ARKANSAS | 2-27-14 |
| 7 | at Auburn | 2-12-14 |
| 7 | BOISE STATE | 12-10-13 |
| 7 | vs. Vanderbilt | 3-15-13 |
| 7 | VANDERBILT | 2-20-13 |
| 7 | at Tennessee | 1-14-12 |
| 7 | vs. Washington | 11-23-10 |

MOST TURNOVERS

| TOs. | Opp. | Date |
|------|---------------------|----------|
| 24 | MOREHEAD STATE | 11-13-09 |
| 23 | SAM HOUSTON STATE | 11-19-09 |
| 22 | ETSU | 11-17-17 |
| 21 | LOUISVILLE | 12-31-11 |
| 21 | vs. Old Dominion | 11-20-11 |
| 21 | NORTH CAROLINA | 12-5-09 |
| 20 | EASTERN MICHIGAN | 11-27-13 |
| 20 | ALBANY | 11-13-15 |
| 20 | vs. Cleveland State | 11-24-09 |

FEWEST TURNOVERS

| TOs. | Opp. | Date |
|------|-------------------|----------|
| 3 | at Georgia | 3-3-15 |
| 3 | at South Carolina | 2-4-12 |
| 4 | ALABAMA | 2-23-16 |
| 4 | COLUMBIA | 12-10-14 |
| 4 | vs. Wisconsin | 4-5-14 |
| 4 | PORTLAND | 11-26-11 |
| 5 | vs. Georgia | 3-12-16 |
| 5 | at Vanderbilt | 2-27-16 |
| 5 | ALABAMA | 1-31-15 |

MOST BLOCKS

| Blks. | Opp. | Date |
|-------|-----------------|----------|
| 18 | ST. JOHN'S | 12-1-11 |
| 15 | vs. Stony Brook | 3-17-16 |
| 14 | at Georgia | 3-3-10 |
| 13 | vs. UCLA | 12-20-14 |
| 13 | at Ole Miss | 1-29-13 |
| 13 | ARKANSAS | 1-17-12 |
| 13 | vs. Kansas | 11-15-11 |
| 13 | MARIST | 11-11-11 |

FEWEST BLOCKS

| Blks. | Opp. | Date |
|-------|---------------|----------|
| 1 | at Vanderbilt | 1-10-17 |
| 1 | vs. Alabama | 3-11-16 |
| 1 | at LSU | 1-5-16 |
| 1 | WRIGHT STATE | 11-20-15 |
| 1 | ALABAMA | 1-31-15 |
| 1 | at Missouri | 1-29-15 |
| 1 | vs. Wisconsin | 4-5-14 |
| 1 | at Florida | 3-8-14 |

MOST STEALS

| Stls. | Opp. | Date |
|-------|-------------------|----------|
| 15 | LAFAYETTE | 11-16-12 |
| 13 | OLE MISS | 1-2-16 |
| 13 | vs. UConn | 12-9-09 |
| 12 | STEPHEN F. AUSTIN | 11-11-16 |
| 12 | BOSTON | 11-24-15 |
| 12 | NORTH CAROLINA | 12-13-14 |
| 12 | PROVIDENCE | 11-30-14 |
| 12 | LIPSCOMB | 12-15-12 |
| 12 | PORTLAND | 11-26-11 |
| 12 | vs. Cornell | 3-25-10 |
| 12 | GEORGIA | 1-9-10 |
| 12 | vs. UNC Asheville | 11-30-09 |

FEWEST STEALS

| Stls. | Opp. | Date |
|-------|--------------------|----------|
| 0 | vs. Baylor | 12-6-13 |
| 1 | at West Virginia | 1-27-18 |
| 1 | vs. Michigan State | 11-12-13 |
| 1 | at Robert Morris | 3-19-13 |
| 1 | vs. West Virginia | 3-19-11 |
| 1 | FLORIDA | 2-26-11 |

MOST PERSONAL FOULS

| Fls. | Opp. | Date |
|------|-------------------|----------|
| 33 | at Kansas | 1-30-16 |
| 32 | at South Carolina | 1-16-18 |
| 31 | at Arkansas | 1-14-14 |
| 31 | at North Carolina | 12-14-13 |
| 29 | at Missouri | 2-3-18 |
| 29 | at South Carolina | 3-1-14 |
| 28 | VANDERBILT | 1-30-10 |
| 27 | vs. Hofstra | 12-11-16 |
| 27 | at Florida | 3-1-16 |
| 27 | at UCLA | 12-3-15 |
| 27 | vs. West Virginia | 3-27-10 |

FEWEST PERSONAL FOULS

| Fls. | Opp. | Date |
|------|-------------------|----------|
| 7 | HARTFORD | 12-29-09 |
| 8 | MONTANA STATE | 11-23-14 |
| 8 | LAFAYETTE | 11-16-12 |
| 8 | vs. Florida | 3-10-12 |
| 8 | vs. Princeton | 3-17-11 |
| 8 | WINTHROP | 12-22-10 |
| 8 | DREXEL | 12-21-09 |
| 8 | vs. UNC Asheville | 11-30-09 |

HIGHEST FIELD-GOAL PCT.

| Pct. | Opp. | Date |
|------|-------------------|----------|
| .677 | LIU-BROOKLYN | 11-23-12 |
| .667 | UIC | 11-26-17 |
| .647 | AUBURN | 2-21-15 |
| .645 | LAFAYETTE | 11-16-12 |
| .643 | vs. Providence | 12-1-13 |
| .614 | SOUTH CAROLINA | 2-5-13 |
| .613 | MARIST | 11-11-11 |
| .603 | vs. Wake Forest | 3-20-10 |
| .603 | HARTFORD | 12-29-09 |
| .600 | FORT WAYNE | 11-22-17 |
| .600 | SAM HOUSTON STATE | 11-19-09 |

LOWEST FIELD-GOAL PCT.

| Pct. | Opp. | Date |
|------|-------------------|----------|
| .269 | at South Carolina | 3-1-14 |
| .281 | at Texas A&M | 1-10-15 |
| .296 | BAYLOR | 12-1-12 |
| .298 | LOUISVILLE | 12-31-11 |
| .309 | at Auburn | 2-12-14 |
| .313 | at Missouri | 2-3-18 |
| .315 | GEORGIA | 12-31-17 |
| .327 | ALABAMA | 3-4-14 |
| .339 | vs. UConn | 4-2-11 |
| .342 | ARKANSAS | 2-27-14 |

HIGHEST FREE-THROW PCT.

| Pct. | Opp. | Date |
|-------|----------------------|----------|
| 1.000 | FLORIDA | 2-7-12 |
| 1.000 | AUSTIN PEAY | 12-19-09 |
| .958 | TENNESSEE | 1-18-14 |
| .955 | at Florida | 2-7-15 |
| .946 | vs. Indiana | 3-23-12 |
| .923 | at Mississippi State | 2-25-15 |
| .900 | vs. Wisconsin | 4-4-15 |
| .900 | at Ole Miss | 2-18-14 |
| .895 | DREXEL | 12-21-09 |
| .889 | at Alabama | 1-17-15 |
| .889 | TENNESSEE | 1-31-12 |

min 10 attempts

LOWEST FREE-THROW PCT.

| Pct. | Opp. | Date |
|------|-----------------|----------|
| .200 | ETSU | 11-17-17 |
| .333 | vs. UConn | 4-2-11 |
| .391 | ETSU | 11-12-10 |
| .412 | vs. Wake Forest | 3-20-10 |
| .435 | at Vanderbilt | 2-27-16 |
| .471 | PROVIDENCE | 11-30-14 |
| .478 | at Louisville | 12-29-12 |
| .500 | OLE MISS | 1-2-16 |
| .500 | BOSTON | 11-24-15 |
| .500 | vs. Georgia | 3-15-14 |
| .500 | vs. Vanderbilt | 3-15-13 |
| .500 | vs. Oklahoma | 11-22-10 |

min 10 attempts

HIGHEST 3-POINT PERCENTAGE

| Pct. | Opp. | Date |
|------|--------------|----------|
| .700 | at Florida | 3-1-16 |
| .692 | DREXEL | 12-21-09 |
| .667 | AUSTIN PEAY | 12-19-09 |
| .636 | vs. Michigan | 3-30-14 |
| .625 | BOSTON | 11-30-10 |
| .600 | FLORIDA | 2-6-16 |
| .600 | FLORIDA | 2-7-12 |
| .591 | vs. Alabama | 3-11-16 |
| .583 | vs. Arkansas | 3-15-15 |
| .583 | at Florida | 2-5-11 |

min 10 attempts

LOWEST 3-POINT PERCENTAGE

| Pct. | Opp. | Date |
|------|-------------------|----------|
| .077 | vs. Alabama | 3-12-10 |
| .083 | TEXAS | 12-5-14 |
| .091 | at South Carolina | 1-16-18 |
| .091 | at Tennessee | 2-27-10 |
| .100 | at Missouri | 2-3-18 |
| .100 | TENNESSEE | 1-31-12 |
| .111 | at Vanderbilt | 1-10-17 |
| .118 | COLUMBIA | 12-10-14 |
| .125 | vs. LSU | 3-9-12 |
| .125 | vs. West Virginia | 3-27-10 |
| .125 | vs. Cornell | 3-25-10 |

min 10 attempts

HIGHEST REBOUND MARGIN

| Mg. | Opp. | Date |
|-----|-------------------|----------|
| +31 | NIJT | 11-14-15 |
| +30 | GRAND CANYON | 11-14-14 |
| +28 | NORTHERN KY. | 11-10-13 |
| +27 | vs. Little Rock | 1-3-12 |
| +26 | vs. Arizona State | 11-28-16 |
| +26 | LOUISVILLE | 12-31-11 |
| +25 | EASTERN KENTUCKY | 12-9-15 |
| +25 | EASTERN MICHIGAN | 1-2-13 |
| +25 | at Indiana | 12-12-09 |
| +24 | SOUTH CAROLINA | 2-14-15 |

LOWEST REBOUND MARGIN

| Mg. | Opp. | Date |
|-----|-------------------|---------|
| -25 | at Florida | 2-4-17 |
| -18 | at Tennessee | 2-16-13 |
| -16 | vs. Baylor | 12-6-13 |
| -16 | vs. Maryland | 11-9-12 |
| -15 | TENNESSEE | 1-18-14 |
| -14 | at LSU | 1-5-16 |
| -12 | vs. Wisconsin | 4-4-15 |
| -12 | GEORGIA | 2-3-15 |
| -12 | at South Carolina | 1-24-14 |
| -12 | vs. Alabama | 3-12-10 |
| -11 | at Kansas | 1-30-16 |
| -11 | TEXAS | 12-5-14 |



Quade Green



Freshman • G • 6-0 • 180 lbs • Philadelphia Neumann-Goretti • Undeclared/Exploratory Studies in Agriculture



Bio Blast

- Pronunciation: KWAH-DAY
- Wove his way through multiple defenders in an end-to-end drive for the game-winning layup vs. Vanderbilt with four seconds remaining in overtime
- Returned from a three-games absence due to a back strain vs. Florida on Jan. 20
- Scored in double figures in 10 games
- Has at least three assists in 11 games
- Hit three 3-pointers in three games this season
- Five-star point guard prospect by Rivals, ESPN and Scout
- Enjoyed a prolific high school career that saw him capture four state championships, including a 22-point, eight-assist and two-steel performance in the title game during his senior season
- 2016 and 2017 Pennsylvania Class 3A Player of the Year
- On the USA Basketball 2016 FIBA Americas U18 Championship team that won a gold medal in Chile
- McDonald's High School All-American, Jordan Brand Classic & HoopHall Classic (MVP) participant
- Chose Kentucky because of the elite talent every day in practice
- Born 80 percent deaf and didn't speak for years but overcame those challenges with the help of auditory implants and speech therapists

Season Averages

| | |
|------------------------|------|
| Games played: | 20 |
| Minutes/game: | 24.5 |
| Points/game: | 9.6 |
| FG Pct: | 43.5 |
| 3FG Pct: | 35.9 |
| FT Pct: | 82.9 |
| Rebounds/game: | 1.8 |
| Assists/game: | 2.9 |
| Turnovers/game: | 1.9 |
| Assist/turnover ratio: | 1.5 |
| Steals/game: | 0.4 |

Season Highs

| | |
|--------------|---------------------------------------|
| Points | 21, vs. ETSU (11/17/17) |
| FG Made | 9, vs. ETSU (11/17/17) |
| FG Attempts | 14, at Tennessee (01/06/18) |
| 3FG Made | 3, 3x, last at Tennessee (01/06/18) |
| 3FG Attempts | 7, at Tennessee (01/06/18) |
| FT Made | 6, vs. GEORGIA (12/31/17) |
| FT Attempts | 8, vs. GEORGIA (12/31/17) |
| Rebounds | 6, vs. UIC (11/26/17) |
| Assists | 5, 5x, last vs. LOUISVILLE (12/29/17) |
| Steals | 2, last at Mizzou (02/03/18) |
| Blocks | |
| Minutes | 33, at Tennessee (01/06/18) |

Career Highs

| | |
|--------------|---------------------------------------|
| Points | 21, vs. ETSU (11/17/17) |
| FG Made | 9, vs. ETSU (11/17/17) |
| FG Attempts | 14, at Tennessee (01/06/18) |
| 3FG Made | 3, 3x, last at Tennessee (01/06/18) |
| 3FG Attempts | 7, at Tennessee (01/06/18) |
| FT Made | 6, vs. GEORGIA (12/31/17) |
| FT Attempts | 8, vs. GEORGIA (12/31/17) |
| Rebounds | 6, vs. UIC (11/26/17) |
| Assists | 5, 5x, last vs. LOUISVILLE (12/29/17) |
| Steals | 2, last at Mizzou (02/03/18) |
| Blocks | |
| Minutes | 33, at Tennessee (01/06/18) |

Game-By-Game

| Opponent | Date | gs | min | Total | | 3-Pointers | | Free throws | | Rebounds | | | | pf | a | tfo | blk | stl | pts | avg |
|-----------------------|----------|-----|------|--------|------|------------|-------|-------------|-------|----------|-----|-----|-----|----|----|-----|-----|-----|------|------|
| | | | | fg | fga | pct | 3fg | 3fga | pct | ft | fta | pct | off | | | | | | | |
| UTAH VALLEY | 11/10/17 | * | 21 | 0-4 | .000 | 0-1 | .000 | 4-4 | 1.000 | 0 | 0 | 0 | 0.0 | 1 | 1 | 0 | 0 | 0 | 4 | 4.0 |
| VERMONT | 11/12/17 | * | 26 | 6-11 | .545 | 1-2 | .500 | 2-2 | 1.000 | 1 | 3 | 4 | 2.0 | 1 | 4 | 1 | 0 | 0 | 15 | 9.5 |
| vs #4/3 Kansas | 11/14/17 | * | 21 | 2-7 | .286 | 0-2 | .000 | 2-2 | 1.000 | 0 | 1 | 1 | 1.7 | 1 | 2 | 0 | 0 | 0 | 6 | 8.3 |
| ETSU | 11/17/17 | * | 26 | 9-13 | .692 | 3-5 | .600 | 0-1 | .000 | 0 | 0 | 0 | 1.3 | 1 | 3 | 3 | 0 | 1 | 21 | 11.5 |
| TROY | 11/20/17 | * | 26 | 5-10 | .500 | 1-2 | .500 | 2-2 | 1.000 | 0 | 3 | 3 | 1.6 | 2 | 3 | 3 | 0 | 0 | 13 | 11.8 |
| FORT WAYNE | 11/22/17 | * | 22 | 5-6 | .833 | 1-1 | 1.000 | 0-0 | .000 | 2 | 2 | 4 | 2.0 | 1 | 5 | 3 | 0 | 0 | 11 | 11.7 |
| UIC | 11/26/17 | * | 21 | 5-7 | .714 | 2-3 | .667 | 0-0 | .000 | 0 | 6 | 6 | 2.6 | 2 | 4 | 4 | 0 | 1 | 12 | 11.7 |
| HARVARD | 12/2/17 | * | 30 | 1-5 | .200 | 0-2 | .000 | 0-0 | .000 | 0 | 2 | 2 | 2.5 | 2 | 5 | 2 | 0 | 1 | 2 | 10.5 |
| vs Monmouth | 12/9/17 | * | 16 | 4-6 | .667 | 1-2 | .500 | 0-0 | .000 | 1 | 2 | 3 | 2.6 | 2 | 5 | 1 | 0 | 0 | 9 | 10.3 |
| RV/RV VIRGINIA TECH | 12/16/17 | * | 27 | 6-12 | .500 | 2-5 | .400 | 3-4 | .750 | 1 | 0 | 1 | 2.4 | 1 | 5 | 1 | 0 | 0 | 17 | 11.0 |
| vs UCLA | 12/23/17 | * | 20 | 1-7 | .143 | 0-4 | .000 | 0-0 | .000 | 0 | 0 | 0 | 2.2 | 0 | 2 | 3 | 0 | 0 | 2 | 10.2 |
| RV/RV LOUISVILLE | 12/29/17 | * | 27 | 4-6 | .667 | 3-4 | .750 | 2-2 | 1.000 | 0 | 0 | 0 | 2.0 | 3 | 5 | 3 | 0 | 0 | 13 | 10.4 |
| GEORGIA | 12/31/17 | * | 25 | 4-10 | .400 | 1-4 | .250 | 6-8 | .750 | 1 | 3 | 4 | 2.2 | 2 | 1 | 2 | 0 | 0 | 15 | 10.8 |
| at LSU | 01/03/18 | * | 31 | 3-6 | .500 | 0-1 | .000 | 1-2 | .500 | 0 | 3 | 3 | 2.2 | 0 | 2 | 3 | 0 | 0 | 7 | 10.5 |
| at #23/22 Tennessee | 01/06/18 | * | 33 | 5-14 | .357 | 3-7 | .429 | 1-2 | .500 | 0 | 0 | 0 | 2.1 | 3 | 4 | 2 | 0 | 1 | 14 | 10.7 |
| TEXAS A&M | 01/09/18 | dnp | - | - | - | - | - | - | - | - | - | - | - | - | - | - | - | - | - | - |
| at Vanderbilt | 01/13/18 | dnp | - | - | - | - | - | - | - | - | - | - | - | - | - | - | - | - | - | - |
| at South Carolina | 01/16/18 | dnp | - | - | - | - | - | - | - | - | - | - | - | - | - | - | - | - | - | - |
| FLORIDA | 01/20/18 | 17 | 1-8 | .125 | 0-4 | .000 | 0-0 | .000 | 0 | 0 | 0 | 1.9 | 1 | 2 | 0 | 0 | 0 | 2 | 10.2 | |
| MISSISSIPPI STATE | 01/23/18 | 20 | 0-2 | .000 | 0-1 | .000 | 4-4 | 1.000 | 0 | 0 | 0 | 1.8 | 1 | 0 | 1 | 0 | 0 | 4 | 9.8 | |
| at #7/7 West Virginia | 01/27/18 | 27 | 2-5 | .400 | 2-4 | .500 | 2-2 | 1.000 | 0 | 2 | 2 | 1.8 | 1 | 4 | 4 | 0 | 1 | 8 | 9.7 | |
| VANDERBILT | 01/30/18 | 31 | 5-11 | .455 | 2-4 | .500 | 0-0 | .000 | 0 | 0 | 0 | 1.7 | 3 | 0 | 1 | 0 | 0 | 12 | 9.8 | |
| at Mizzou | 02/03/18 | 23 | 2-11 | .182 | 1-6 | .167 | 0-0 | .000 | 1 | 1 | 2 | 1.8 | 1 | 0 | 1 | 0 | 2 | 5 | 9.6 | |
| Totals | | 13 | 490 | 70-161 | .435 | 23-64 | .359 | 29-35 | .829 | 7 | 28 | 35 | 1.8 | 29 | 57 | 38 | 0 | 7 | 192 | 9.6 |

Games played: 20
Minutes/game: 24.5
Points/game: 9.6
FG Pct: 43.5
3FG Pct: 35.9
FT Pct: 82.9

Rebounds/game: 1.8
Assists/game: 2.9
Turnovers/game: 1.9
Assist/turnover ratio: 1.5
Steals/game: 0.4

Superlatives

| Season Stats | | Career Stats | |
|----------------|----|----------------|----|
| 10+ points | 10 | 10+ points | 10 |
| 20+ points | 1 | 20+ points | 1 |
| 3+ assists | 11 | 3+ assists | 11 |
| 3+ steals | - | 3+ steals | - |
| 10+ rebounds | - | 10+ rebounds | - |
| Double-doubles | - | Double-doubles | - |
| Dunks | - | Dunks | - |

Career Statistics

| Year | GP-GS | Min-Avg | FG-FGA | Pct | 3FG-FGA | Pct | FT-FTA | Pct | Off-Def-Tot-Avg | PF-FO | Ast | TO | Blk | Stl | Pts | Avg |
|--------------|--------------|-----------------|---------------|-------------|--------------|-------------|--------------|-------------|--------------------|-------------|-----------|-----------|----------|----------|------------|------------|
| 2017-18 | 20-13 | 490-24.5 | 70-161 | .435 | 23-64 | .359 | 29-35 | .829 | 7-28-35-1.8 | 29-0 | 57 | 38 | 0 | 7 | 192 | 9.6 |
| TOTAL | 20-13 | 490-24.5 | 70-161 | .435 | 23-64 | .359 | 29-35 | .829 | 7-28-35-1.8 | 29-0 | 57 | 38 | 0 | 7 | 192 | 9.6 |



Sacha Killeya-Jones

Sophomore • F • 6-10 • 221 lbs • Chapel Hill, N.C.
Virginia Episcopal • Communication



Bio Blast

- Pronunciation: SAH-shuh kuh-LEE-uh
- Returned to the UK rotation vs. Virginia Tech after missing the Monmouth game with a sprained left ankle
- Was 4 of 4 from the field and scored a season-high nine points against Harvard. He also had two rebounds and two blocks in 18 minutes of action
- Played well against Kansas, notching career highs in rebounds (nine) and blocks (three)
- After the Vermont game, Calipari said of Killeya-Jones: "Sacha played his butt off today. You just saw him, the work that he's put in"
- Attended Great Britain's national training camp in August for FIBA EuroBasket 2017
- Made 15 appearances last season, but none after the Jan. 21 game vs South Carolina
- Scored 40 points, grabbed 31 rebounds and blocked 10 shots in his freshman season
- Posted 13 games with at least 20 points and 10 rebounds as a senior in high school
- Named the Virginia Player of the Year as a senior
- Won a state title and two AAU national championships during his prep career

Season Averages

| | |
|------------------------|------|
| Games played: | 22 |
| Minutes/game: | 15.4 |
| Points/game: | 4.0 |
| FG Pct: | 60.0 |
| 3FG Pct: | 0.0 |
| FT Pct: | 50.0 |
| Rebounds/game: | 3.5 |
| Assists/game: | 0.4 |
| Turnovers/game: | 0.7 |
| Assist/turnover ratio: | 0.5 |
| Steals/game: | 0.3 |
| Blocks/game: | 0.6 |

Season Highs

| | |
|--------------|---------------------------------------|
| Points | 9, vs. HARVARD (12/02/17) |
| FG Made | 4, twice, last vs. HARVARD (12/02/17) |
| FG Attempts | 6, twice, last vs. ETSU (11/17/17) |
| 3FG Made | |
| 3FG Attempts | 1, vs. TEXAS A&M (01/09/18) |
| FT Made | 4, vs. VERMONT (11/12/17) |
| FT Attempts | 4, vs. VERMONT (11/12/17) |
| Rebounds | 9, vs. Kansas (11/14/17) |
| Assists | 3, at LSU (01/03/18) |
| Steals | 2, twice, last vs. UCLA (12/23/17) |
| Blocks | 3, twice, last vs. ETSU (11/17/17) |
| Minutes | 25, vs. ETSU (11/17/17) |

Career Highs

| | |
|--------------|------------------------------------|
| Points | 12, vs. UT-MARTIN (11/25/16) |
| FG Made | 6, vs. UT-MARTIN (11/25/16) |
| FG Attempts | 8, vs. UT-MARTIN (11/25/16) |
| 3FG Made | |
| 3FG Attempts | 1, vs. TEXAS A&M (01/09/18) |
| FT Made | 4, vs. VERMONT (11/12/17) |
| FT Attempts | 5, vs. CLEVELAND STATE (11/23/16) |
| Rebounds | 9, vs. Kansas (11/14/17) |
| Assists | 3, at LSU (01/03/18) |
| Steals | 2, twice, last vs. UCLA (12/23/17) |
| Blocks | 3, twice, last vs. ETSU (11/17/17) |
| Minutes | 25, vs. ETSU (11/17/17) |

Game-By-Game

| Opponent | Date | gs | min | Total fg-fga pct | 3fg-fga pct | Free throws ft-fta pct | Rebounds | | | | pf | a | t/o | blk | stl | pts | avg | | | |
|----------------------|----------|-----|-----|------------------|-------------|------------------------|----------|-------|------|----|----|-----|-----|-----|-----|-----|-----|---|-----|-----|
| UTAH VALLEY | 11/10/17 | 15 | 2-3 | .667 | 0-0 | .000 | 0-2 | .000 | 2 | 0 | 2 | 2.0 | 4 | 0 | 1 | 1 | 1 | 4 | 4.0 | |
| VERMONT | 11/12/17 | 18 | 1-2 | .500 | 0-0 | .000 | 4-4 | 1.000 | 2 | 2 | 4 | 3.0 | 0 | 0 | 0 | 0 | 0 | 6 | 5.0 | |
| vs #4/3 Kansas | 11/14/17 | 23 | 4-6 | .667 | 0-0 | .000 | 0-3 | .000 | 4 | 5 | 9 | 5.0 | 3 | 2 | 0 | 3 | 0 | 8 | 6.0 | |
| ETSU | 11/17/17 | 25 | 2-6 | .333 | 0-0 | .000 | 0-0 | .000 | 6 | 2 | 8 | 5.8 | 3 | 1 | 3 | 3 | 2 | 4 | 5.5 | |
| TROY | 11/20/17 | 17 | 1-4 | .250 | 0-0 | .000 | 0-0 | .000 | 1 | 3 | 4 | 5.4 | 1 | 1 | 0 | 0 | 0 | 2 | 4.8 | |
| FORT WAYNE | 11/22/17 | 10 | 2-4 | .500 | 0-0 | .000 | 0-0 | .000 | 1 | 2 | 3 | 5.0 | 2 | 0 | 1 | 1 | 0 | 4 | 4.7 | |
| UIC | 11/26/17 | 12 | 1-2 | .500 | 0-0 | .000 | 0-0 | .000 | 1 | 2 | 3 | 4.7 | 1 | 0 | 1 | 0 | 0 | 2 | 4.3 | |
| HARVARD | 12/2/17 | 18 | 4-4 | 1.000 | 0-0 | .000 | 1-2 | .500 | 0 | 2 | 2 | 4.4 | 0 | 0 | 0 | 2 | 0 | 9 | 4.9 | |
| vs Monmouth | 12/9/17 | dnp | - | - | - | - | - | - | - | - | - | - | - | - | - | - | - | - | - | |
| RVIR VIRGINIA TECH | 12/16/17 | 7 | 0-0 | .000 | 0-0 | .000 | 0-0 | .000 | 0 | 1 | 1 | 4.0 | 2 | 0 | 0 | 0 | 0 | 0 | 4.3 | |
| vs UCLA | 12/23/17 | 6 | 0-1 | .000 | 0-0 | .000 | 2-2 | 1.000 | 2 | 1 | 3 | 3.9 | 3 | 0 | 0 | 0 | 0 | 2 | 4.1 | |
| RVIR LOUISVILLE | 12/29/17 | 19 | 3-5 | .600 | 0-0 | .000 | 2-3 | .667 | 2 | 2 | 4 | 3.9 | 4 | 0 | 0 | 0 | 0 | 8 | 4.5 | |
| GEORGIA | 12/31/17 | 21 | 0-1 | .000 | 0-0 | .000 | 0-0 | .000 | 1 | 1 | 2 | 3.8 | 3 | 1 | 1 | 1 | 0 | 0 | 4.1 | |
| at LSU | 01/03/18 | 12 | 1-3 | .333 | 0-0 | .000 | 0-2 | .000 | 2 | 3 | 5 | 3.8 | 0 | 3 | 1 | 0 | 0 | 2 | 3.9 | |
| at #23/22 Tennessee | 01/06/18 | 16 | 1-1 | 1.000 | 0-0 | .000 | 2-2 | 1.000 | 1 | 2 | 3 | 3.8 | 4 | 0 | 1 | 0 | 0 | 4 | 3.9 | |
| TEXAS A&M | 01/09/18 | 19 | 1-2 | .500 | 0-1 | .000 | 2-3 | .667 | 3 | 2 | 5 | 3.9 | 2 | 0 | 0 | 0 | 0 | 4 | 3.9 | |
| at Vanderbilt | 01/13/18 | 15 | 2-2 | 1.000 | 0-0 | .000 | 0-0 | .000 | 1 | 1 | 2 | 3.8 | 3 | 0 | 0 | 1 | 1 | 4 | 3.9 | |
| at South Carolina | 01/16/18 | 19 | 2-2 | 1.000 | 0-0 | .000 | 1-3 | .333 | 0 | 3 | 3 | 3.7 | 4 | 0 | 1 | 1 | 0 | 5 | 4.0 | |
| FLORIDA | 01/20/18 | 12 | 3-3 | 1.000 | 0-0 | .000 | 1-1 | 1.000 | 2 | 1 | 3 | 3.7 | 3 | 0 | 3 | 0 | 0 | 7 | 4.2 | |
| MISSISSIPPI STATE | 01/23/18 | 10 | 1-3 | .333 | 0-0 | .000 | 0-1 | .000 | 2 | 1 | 3 | 3.6 | 0 | 0 | 1 | 0 | 0 | 2 | 4.1 | |
| at #17 West Virginia | 01/27/18 | 11 | 2-2 | 1.000 | 0-0 | .000 | 0-0 | .000 | 0 | 0 | 0 | 3.5 | 2 | 0 | 0 | 0 | 0 | 4 | 4.1 | |
| VANDERBILT | 01/30/18 | 12 | 1-1 | 1.000 | 0-0 | .000 | 0-0 | .000 | 1 | 2 | 3 | 3.4 | 3 | 0 | 0 | 1 | 0 | 2 | 4.0 | |
| at Mizzou | 02/03/18 | 21 | 2-3 | .667 | 0-0 | .000 | 0-2 | .000 | 2 | 2 | 4 | 3.5 | 4 | 0 | 1 | 0 | 0 | 4 | 4.0 | |
| Totals | | 0 | 338 | 36-60 | .600 | 0-1 | .000 | 15-30 | .500 | 36 | 40 | 76 | 3.5 | 51 | 8 | 15 | 14 | 6 | 87 | 4.0 |

Games played: 22
Minutes/game: 15.4
Points/game: 4.0
FG Pct: 60.0
3FG Pct: 0.0
FT Pct: 50.0

Rebounds/game: 3.5
Assists/game: 0.4
Turnovers/game: 0.7
Assist/turnover ratio: 0.5
Steals/game: 0.3
Blocks/game: 0.6

Superlatives

| Season Stats | Career Stats |
|----------------|--------------|
| 10+ points | - |
| 20+ points | - |
| 3+ blocks | 2 |
| 3+ steals | - |
| 10+ rebounds | - |
| Double-doubles | - |
| Dunks | 7 |
| 10+ points | 1 |
| 20+ points | - |
| 3+ blocks | 2 |
| 3+ steals | - |
| 10+ rebounds | - |
| Double-doubles | - |
| Dunks | 11 |

Career Statistics

| Year | GP-GS | Min-Avg | FG-FGA | Pct | 3FG-FGA | Pct | FT-FTA | Pct | Off-Def-Tot-Avg | PF-FO | Ast | TO | Blk | Stl | Pts | Avg |
|---------|-------|----------|--------|------|---------|------|--------|------|-----------------|-------|-----|----|-----|-----|-----|-----|
| 2016-17 | 15-0 | 96-6.4 | 17-29 | .586 | 0-0 | .000 | 6-15 | .400 | 12-19-31-2.1 | 19-0 | 2 | 7 | 10 | 1 | 40 | 2.7 |
| 2017-18 | 22-0 | 338-15.4 | 36-60 | .600 | 0-1 | .000 | 15-30 | .500 | 36-40-76-3.5 | 51-0 | 8 | 15 | 14 | 6 | 87 | 4.0 |
| TOTAL | 37-0 | 434-11.7 | 53-89 | .596 | 0-1 | .000 | 21-45 | .467 | 48-59-107-2.9 | 70-0 | 10 | 22 | 24 | 7 | 127 | 3.4 |



Jarred Vanderbilt

Freshman • F • 6-9 • 214 lbs • Houston
Victory Prep Academy • Undeclared/Exploratory
Studies in Agriculture

2

Bio Blast

- Made his debut at South Carolina and is averaging 7.0 rebounds in 12.0 minutes per game
- Came up two points shy of a first-career double-double at Mizzou with eight points, 10 boards
- Displayed his versatility late in the first half at South Carolina when he took over the “point forward” duties when Shai Gilgeous-Alexander and Hamidou Diallo picked up two fouls apiece
- Missed the first 17 games of the season with a foot injury. Initially diagnosed to return in January but decided to delay surgery and re-evaluate
- Rated as one of the nation’s top 20 prospects
- Averaged 28.5 points, 13.4 rebounds and 8.8 assists a game for Victory Prep Academy as a senior
- AAU teammate of former UK All-America guard De’Aaron Fox
- A McDonald’s All-American and Jordan Brand Classic participant
- McDonald’s High School All-American, Jordan Brand Classic and HoopHall Classic participant
- Honor-roll high-school student
- High school salutatorian for the Honor Society
- Returned to his hometown of Houston with Coach Calipari after the team raised \$1 million for a telethon for Hurricane Harvey victims

Season Averages

| | |
|------------------------|------|
| Games played: | 6 |
| Minutes/game: | 12.0 |
| Points/game: | 4.0 |
| FG Pct: | 24.1 |
| FT Pct: | 71.4 |
| Rebounds/game: | 7.0 |
| Assists/game: | 1.0 |
| Turnovers/game: | 0.8 |
| Assist/turnover ratio: | 1.2 |
| Steals/game: | 0.3 |
| Blocks/game: | 0.5 |

Season Highs

| | |
|--------------|---------------------------------------|
| Points | 8, at Mizzou (02/03/18) |
| FG Made | 2, twice, last vs. FLORIDA (01/20/18) |
| FG Attempts | 7, vs. MISSISSIPPI STATE (01/23/18) |
| 3FG Made | |
| 3FG Attempts | |
| FT Made | 6, at Mizzou (02/03/18) |
| FT Attempts | 6, at Mizzou (02/03/18) |
| Rebounds | 11, at West Virginia (01/27/18) |
| Assists | 3, at South Carolina (01/16/18) |
| Steals | 1, twice, last at Mizzou (02/03/18) |
| Blocks | 1, 3x, last at Mizzou (02/03/18) |
| Minutes | 16, at Mizzou (02/03/18) |

Career Highs

| | |
|--------------|---------------------------------------|
| Points | 8, at Mizzou (02/03/18) |
| FG Made | 2, twice, last vs. FLORIDA (01/20/18) |
| FG Attempts | 7, vs. MISSISSIPPI STATE (01/23/18) |
| 3FG Made | |
| 3FG Attempts | |
| FT Made | 6, at Mizzou (02/03/18) |
| FT Attempts | 6, at Mizzou (02/03/18) |
| Rebounds | 11, at West Virginia (01/27/18) |
| Assists | 3, at South Carolina (01/16/18) |
| Steals | 1, twice, last at Mizzou (02/03/18) |
| Blocks | 1, 3x, last at Mizzou (02/03/18) |
| Minutes | 16, at Mizzou (02/03/18) |

Game-By-Game

| Opponent | Date | gs | min | Total | | 3-Pointers | | Free throws | | Rebounds | | | | pf | a | t/o | blk | stl | pts | avg |
|-----------------------|----------|----|-----|--------|------|------------|------|-------------|------|----------|-----|-----|-----|----|---|-----|-----|-----|-----|-----|
| | | | | fg-fga | pct | 3fg-fga | pct | ft-fa | pct | off | def | tot | avg | | | | | | | |
| at South Carolina | 01/16/18 | 14 | 2-5 | .400 | 0-0 | .000 | 2-4 | .500 | 1 | 4 | 5 | 5.0 | 2 | 3 | 2 | 1 | 0 | 6 | 6.0 | |
| FLORIDA | 01/20/18 | 13 | 2-5 | .400 | 0-0 | .000 | 0-0 | .000 | 2 | 4 | 6 | 5.5 | 2 | 0 | 0 | 0 | 0 | 4 | 5.0 | |
| MISSISSIPPI STATE | 01/23/18 | 11 | 1-7 | .143 | 0-0 | .000 | 0-0 | .000 | 4 | 3 | 7 | 6.0 | 2 | 0 | 0 | 1 | 0 | 2 | 4.0 | |
| at #7/7 West Virginia | 01/27/18 | 11 | 0-5 | .000 | 0-0 | .000 | 1-2 | .500 | 7 | 4 | 11 | 7.3 | 1 | 2 | 1 | 0 | 0 | 1 | 3.3 | |
| VANDERBILT | 01/30/18 | 7 | 1-2 | .500 | 0-0 | .000 | 1-2 | .500 | 1 | 2 | 3 | 6.4 | 3 | 0 | 1 | 0 | 1 | 3 | 3.2 | |
| at Mizzou | 02/03/18 | 16 | 1-5 | .200 | 0-0 | .000 | 6-6 | 1.000 | 4 | 6 | 10 | 7.0 | 4 | 1 | 1 | 1 | 1 | 8 | 4.0 | |
| Totals | | 0 | 72 | 7-29 | .241 | 0-0 | .000 | 10-14 | .714 | 19 | 23 | 42 | 7.0 | 14 | 6 | 5 | 3 | 2 | 24 | 4.0 |

Games played: 6
Minutes/game: 12.0
Points/game: 4.0
FG Pct: 24.1
FT Pct: 71.4

Rebounds/game: 7.0
Assists/game: 1.0
Turnovers/game: 0.8
Assist/turnover ratio: 1.2
Steals/game: 0.3
Blocks/game: 0.5

Superlatives

| Season Stats | | Career Stats | |
|----------------|---|----------------|---|
| 10+ points | - | 10+ points | - |
| 20+ points | - | 20+ points | - |
| 3+ blocks | - | 3+ blocks | - |
| 3+ assists | 1 | 3+ assists | 1 |
| 10+ rebounds | 2 | 10+ rebounds | 2 |
| Double-doubles | - | Double-doubles | - |
| Dunks | 1 | Dunks | 1 |

Career Statistics

| Year | GP-GS | Min-Avg | FG-FGA | Pct | 3FG-FGA | Pct | FT-FTA | Pct | Off-Def-Tot-Avg | PF-FO | Ast | TO | Blk | Stl | Pts | Avg |
|---------|-------|---------|--------|------|---------|------|--------|------|-----------------|-------|-----|----|-----|-----|-----|-----|
| 2017-18 | 6-0 | 72-12.0 | 7-29 | .241 | 0-0 | .000 | 10-14 | .714 | 19-23-42-7.0 | 14-0 | 6 | 5 | 3 | 2 | 24 | 4.0 |
| TOTAL | 6-0 | 72-12.0 | 7-29 | .241 | 0-0 | .000 | 10-14 | .714 | 19-23-42-7.0 | 14-0 | 6 | 5 | 3 | 2 | 24 | 4.0 |

Hamidou Diallo

3

RS-Freshman • G • 6-5 • 198 lbs • Queens, N.Y.
Putnam Science Academy • Undeclared/Exploratory
Studies in Agriculture



Bio Blast

- Pronunciation: HA-muh-dew dee-AH-low
- Scored 10 or more points in 13 games
- UK's third-leading scorer with a 12.0 average
- Hauled in at least three rebounds in 19 of 23 games
- Posted his first-career double-double in the SEC opener vs. Georgia
- SEC Freshman of the Week for Dec. 18 following 20-point, three-steal effort vs. Virginia Tech
- Preseason All-SEC pick by the media (first team) and the league's coaches (second team)
- Preseason watch list for three national player of the year awards: the Naismith Trophy, the Oscar Robertson Trophy and the Wooden Award
- On the preseason watch list for the Jerry West Award, presented annually by the Naismith Memorial Basketball Hall of Fame to the nation's top shooting guard
- Participated in the 2017 FIBA U19 World Cup with USA Basketball. Averaged 10.9 points and 3.9 rebounds in 18.4 minutes a game in seven games
- 2016-17 midyear enrollee. Joined UK in January from Putnam Science Academy in Connecticut
- Did not play in 2017-18 but became a key component in practice once he learned the system
- Tested the NBA Draft waters but decided to come back to school in May

Season Averages

| | |
|------------------------|------|
| Games played: | 23 |
| Minutes/game: | 27.8 |
| Points/game: | 12.0 |
| FG Pct: | 43.4 |
| 3FG Pct: | 32.7 |
| FT Pct: | 62.2 |
| Rebounds/game: | 4.3 |
| Assists/game: | 1.6 |
| Turnovers/game: | 1.7 |
| Assist/turnover ratio: | 1.0 |
| Steals/game: | 0.9 |
| Blocks/game: | 0.3 |

Season Highs

| | |
|--------------------|---|
| Points..... | 23, vs. Monmouth (12/09/17) |
| FG Made | 8, 3x, last vs. Monmouth (12/09/17) |
| FG Attempts | 18, vs. UCLA (12/23/17) |
| 3FG Made | 4, vs. VIRGINIA TECH (12/16/17) |
| 3FG Attempts | 7, vs. VIRGINIA TECH (12/16/17) |
| FT Made..... | 6, 3x, last vs. TEXAS A&M (01/09/18) |
| FT Attempts..... | 10, vs. Monmouth (12/09/17) |
| Rebounds | 10, twice, last vs. GEORGIA (12/31/17) |
| Assists..... | 4, twice, last vs. UIC (11/26/17) |
| Steals | 3, vs. VIRGINIA TECH (12/16/17) |
| Blocks | 2, twice, last vs. MISSISSIPPI STATE (01/23/18) |
| Minutes | 39, at Vanderbilt (01/13/18) |

Career Highs

| | |
|--------------------|---|
| Points..... | 23, vs. Monmouth (12/09/17) |
| FG Made | 8, 3x, last vs. Monmouth (12/09/17) |
| FG Attempts | 18, vs. UCLA (12/23/17) |
| 3FG Made | 4, vs. VIRGINIA TECH (12/16/17) |
| 3FG Attempts | 7, vs. VIRGINIA TECH (12/16/17) |
| FT Made..... | 6, 3x, last vs. TEXAS A&M (01/09/18) |
| FT Attempts..... | 10, vs. Monmouth (12/09/17) |
| Rebounds | 10, twice, last vs. GEORGIA (12/31/17) |
| Assists..... | 4, twice, last vs. UIC (11/26/17) |
| Steals | 3, vs. VIRGINIA TECH (12/16/17) |
| Blocks | 2, twice, last vs. MISSISSIPPI STATE (01/23/18) |
| Minutes | 39, at Vanderbilt (01/13/18) |

Game-By-Game

| Opponent | Date | qs | min | Total | | 3-Pointers | | Free throws | | Rebounds | | | pf | a | t/o | blk | stl | pts | avg | | |
|------------------------|----------|----|-----|--------|--------|------------|-------|-------------|-------|----------|-----|-----|-----|-----|-----|-----|-----|-----|------|------|------|
| | | | | fg-fga | pct | 3fg-fga | pct | ft-fa | pct | off | def | tot | | | | | | | | avg | |
| UTAH VALLEY | 11/10/17 | * | 25 | 8-16 | .500 | 2-4 | .500 | 0-0 | .000 | 2 | 3 | 5 | 5.0 | 2 | 3 | 1 | 0 | 18 | 18.0 | | |
| VERMONT | 11/12/17 | * | 30 | 6-13 | .462 | 1-2 | .500 | 3-4 | .750 | 0 | 1 | 1 | 3.0 | 4 | 3 | 0 | 1 | 1 | 16 | 17.0 | |
| vs #4/3 Kansas | 11/14/17 | * | 30 | 4-11 | .364 | 0-3 | .000 | 6-7 | .857 | 2 | 3 | 5 | 3.7 | 3 | 4 | 3 | 0 | 1 | 14 | 16.0 | |
| ETSU | 11/17/17 | * | 27 | 3-7 | .429 | 0-1 | .000 | 1-2 | .500 | 0 | 4 | 4 | 3.8 | 2 | 0 | 2 | 1 | 1 | 7 | 13.8 | |
| TROY | 11/20/17 | * | 29 | 3-12 | .250 | 0-1 | .000 | 2-6 | .333 | 3 | 7 | 10 | 5.0 | 3 | 1 | 2 | 0 | 1 | 8 | 12.6 | |
| FORT WAYNE | 11/22/17 | * | 28 | 3-7 | .429 | 2-3 | .667 | 0-0 | .000 | 0 | 4 | 4 | 4.8 | 4 | 3 | 2 | 0 | 1 | 8 | 11.8 | |
| UIC | 11/26/17 | * | 26 | 8-11 | .727 | 0-0 | .000 | 3-3 | 1.000 | 1 | 2 | 3 | 4.6 | 3 | 4 | 3 | 0 | 1 | 19 | 12.9 | |
| HARVARD | 12/2/17 | * | 26 | 7-16 | .438 | 0-3 | .000 | 5-6 | .833 | 1 | 5 | 6 | 4.8 | 2 | 2 | 1 | 0 | 2 | 19 | 13.6 | |
| vs Monmouth | 12/9/17 | * | 30 | 8-13 | .615 | 1-2 | .500 | 6-10 | .600 | 1 | 3 | 4 | 4.7 | 2 | 1 | 1 | 0 | 2 | 23 | 14.7 | |
| RVIRV VIRGINIA TECH | 12/16/17 | * | 34 | 7-16 | .438 | 4-7 | .571 | 2-4 | .500 | 2 | 3 | 5 | 4.7 | 2 | 2 | 3 | 0 | 3 | 20 | 15.2 | |
| vs UCLA | 12/23/17 | * | 29 | 7-18 | .389 | 1-5 | .200 | 3-5 | .600 | 0 | 4 | 4 | 4.6 | 3 | 1 | 2 | 0 | 0 | 18 | 15.5 | |
| RVIRV LOUISVILLE | 12/29/17 | * | 29 | 5-11 | .455 | 1-2 | .500 | 3-6 | .500 | 1 | 5 | 6 | 4.8 | 2 | 0 | 1 | 0 | 2 | 14 | 15.3 | |
| GEORGIA | 12/31/17 | * | 34 | 3-8 | .375 | 0-1 | .000 | 4-8 | .500 | 3 | 7 | 10 | 5.2 | 3 | 0 | 0 | 0 | 1 | 10 | 14.9 | |
| at LSU | 01/03/18 | * | 22 | 3-8 | .375 | 1-2 | .500 | 0-0 | .000 | 1 | 1 | 2 | 4.9 | 1 | 0 | 4 | 0 | 1 | 7 | 14.4 | |
| at #23/22 Tennessee | 01/06/18 | * | 16 | 2-5 | .400 | 1-2 | .500 | 0-0 | .000 | 0 | 4 | 4 | 4.9 | 5 | 2 | 1 | 0 | 0 | 5 | 13.7 | |
| TEXAS A&M | 01/09/18 | * | 34 | 6-9 | .667 | 0-2 | .000 | 6-9 | .667 | 0 | 1 | 1 | 4.6 | 3 | 2 | 0 | 0 | 0 | 18 | 14.0 | |
| at Vanderbilt | 01/13/18 | * | 39 | 2-7 | .286 | 1-2 | .500 | 5-8 | .625 | 1 | 2 | 3 | 4.5 | 4 | 1 | 1 | 2 | 0 | 10 | 13.8 | |
| at South Carolina | 01/16/18 | * | 25 | 1-5 | .200 | 0-0 | .000 | 3-6 | .500 | 1 | 2 | 3 | 4.4 | 5 | 0 | 2 | 0 | 1 | 5 | 13.3 | |
| FLORIDA | 01/20/18 | * | 31 | 3-8 | .375 | 1-4 | .250 | 1-2 | .500 | 1 | 5 | 6 | 4.5 | 2 | 3 | 2 | 1 | 1 | 8 | 13.0 | |
| MISSISSIPPI STATE | 01/23/18 | * | 27 | 3-8 | .375 | 0-2 | .000 | 0-1 | .000 | 0 | 7 | 7 | 4.7 | 2 | 2 | 3 | 2 | 2 | 6 | 12.7 | |
| at #17/7 West Virginia | 01/27/18 | * | 25 | 4-8 | .500 | 1-1 | 1.000 | 4-5 | .800 | 1 | 2 | 3 | 4.6 | 3 | 2 | 2 | 0 | 0 | 13 | 12.7 | |
| VANDERBILT | 01/30/18 | * | 21 | 0-3 | .000 | 0-1 | .000 | 2-4 | .500 | 0 | 1 | 1 | 4.4 | 0 | 1 | 0 | 0 | 0 | 2 | 12.2 | |
| at Mizzou | 02/03/18 | * | 22 | 3-8 | .375 | 0-2 | .000 | 2-2 | 1.000 | 1 | 2 | 3 | 4.3 | 5 | 0 | 2 | 0 | 0 | 8 | 12.0 | |
| Totals | | | 23 | 639 | 99-228 | .434 | 17-52 | 327 | 61-98 | .622 | 22 | 78 | 100 | 4.3 | 65 | 37 | 38 | 7 | 21 | 276 | 12.0 |

Games played: 23
Minutes/game: 27.8
Points/game: 12.0
FG Pct: 43.4
3FG Pct: 32.7
FT Pct: 62.2

Rebounds/game: 4.3
Assists/game: 1.6
Turnovers/game: 1.7
Assist/turnover ratio: 1.0
Steals/game: 0.9
Blocks/game: 0.3

Superlatives

| Season Stats | Career Stats | | |
|----------------|--------------|----------------|----|
| 10+ points | 13 | 10+ points | 12 |
| 20+ points | 2 | 20+ points | 2 |
| 3+ assists | 6 | 3+ assists | 6 |
| 3+ steals | 1 | 3+ steals | 1 |
| 10+ rebounds | 2 | 10+ rebounds | 2 |
| Double-doubles | 1 | Double-doubles | 1 |
| Dunks | 13 | Dunks | 13 |

Career Statistics

| Year | GP-GS | Min-Avg | FG-FGA | Pct | 3FG-FGA | Pct | FT-FTA | Pct | Off-Def-Tot-Avg | PF-FO | Ast | TO | Blk | Stl | Pts | Avg |
|---------|-------|----------|--------|------|---------|------|--------|------|-----------------|-------|-----|----|-----|-----|-----|------|
| 2017-18 | 23-23 | 639-27.8 | 99-228 | .434 | 17-52 | .327 | 61-98 | .622 | 22-78-100-4.3 | 65-3 | 37 | 38 | 7 | 21 | 276 | 12.0 |
| TOTAL | 23-23 | 639-27.8 | 99-228 | .434 | 17-52 | .327 | 61-98 | .622 | 22-78-100-4.3 | 65-3 | 37 | 38 | 7 | 21 | 276 | 12.0 |

Nick Richards

4

Freshman • F • 6-11 • 240 lbs • Kingston, Jamaica
The Patrick School • Undeclared/Exploratory
Studies in Agriculture



Bio Blast

- Leads the team with 28 blocks on the year and is third on the team in rebounds with 124
- Scored eight or more points in four of the last six games
- Had a breakout performance with his first career double-double (25 points, 15 rebounds) vs. Fort Wayne
 - Became the third UK player in the Calipari era with 25 points and 15 rebounds in a game (Terrence Jones vs. Notre Dame, (12/8/10); DeMarcus Cousins vs. Sam Houston State, 11/19/09)
 - Going 9 of 10 from the field vs. Fort Wayne, he became the first UK player to shoot at least 90 percent from in a game (min. 10 FG att.) since Alex Poythress vs. Lafayette on Nov. 16, 2012
- On the preseason watch list for the Kareem Abdul-Jabbar Award, presented annually by the Naismith Memorial Basketball Hall of Fame to the nation's top center
- Ranked in the top 20 by the major recruiting services, including 247Sports (No. 15), ESPN (No. 17), and Rivals (No. 17)
- Joined UK players Karl-Anthony Towns and Isaiah Briscoe as other future Wildcat high school stars to lead their teams to the New Jersey Tournament of Champions when he led The Patrick School to a 64-45 win as a senior
- Played at the same high school as former Wildcat Michael Kidd-Gilchrist

Season Averages

| | |
|------------------------|------|
| Games played: | 23 |
| Minutes/game: | 16.7 |
| Points/game: | 6.8 |
| FG Pct: | 62.0 |
| FT Pct: | 75.4 |
| Rebounds/game: | 5.4 |
| Assists/game: | 0.3 |
| Turnovers/game: | 0.9 |
| Assist/turnover ratio: | 0.4 |
| Steals/game: | 0.1 |
| Blocks/game: | 1.2 |

Season Highs

| | |
|--------------|--|
| Points | 25, vs. FORT WAYNE (11/22/17) |
| FG Made | 9, vs. FORT WAYNE (11/22/17) |
| FG Attempts | 10, vs. FORT WAYNE (11/22/17) |
| 3FG Made | |
| 3FG Attempts | |
| FT Made | 7, vs. FORT WAYNE (11/22/17) |
| FT Attempts | 7, twice, last vs. VANDERBILT (01/30/18) |
| Rebounds | 15, vs. FORT WAYNE (11/22/17) |
| Assists | 2, vs. UCLA (12/23/17) |
| Steals | 1, twice, last vs. TEXAS A&M (01/09/18) |
| Blocks | 3, 4x, last vs. VIRGINIA TECH (12/16/17) |
| Minutes | 26, twice, last vs. UCLA (12/23/17) |

Career Highs

| | |
|--------------|--|
| Points | 25, vs. FORT WAYNE (11/22/17) |
| FG Made | 9, vs. FORT WAYNE (11/22/17) |
| FG Attempts | 10, vs. FORT WAYNE (11/22/17) |
| 3FG Made | |
| 3FG Attempts | |
| FT Made | 7, vs. FORT WAYNE (11/22/17) |
| FT Attempts | 7, twice, last vs. VANDERBILT (01/30/18) |
| Rebounds | 15, vs. FORT WAYNE (11/22/17) |
| Assists | 2, vs. UCLA (12/23/17) |
| Steals | 1, twice, last vs. TEXAS A&M (01/09/18) |
| Blocks | 3, 4x, last vs. VIRGINIA TECH (12/16/17) |
| Minutes | 26, twice, last vs. UCLA (12/23/17) |

Game-By-Game

| Opponent | Date | gs | min | Total | | 3-Pointers | | Free throws | | Rebounds | | | | pf | a | t/o | blk | stl | pts | avg |
|-----------------------|----------|----|-----------|------------|--------------|-------------|------------|--------------|-------------|-----------|-----------|------------|------------|-----------|----------|-----------|-----------|----------|------------|------------|
| | | | | fg/fga | pct | 3fg/fga | pct | ft/fta | pct | off | def | tot | avo | | | | | | | |
| UTAH VALLEY | 11/10/17 | * | 24 | 4-7 | .571 | 0-0 | .000 | 2-3 | .667 | 2 | 1 | 3 | 3.0 | 3 | 0 | 2 | 3 | 1 | 10 | 10.0 |
| VERMONT | 11/12/17 | * | 13 | 1-2 | .500 | 0-0 | .000 | 0-0 | .000 | 2 | 2 | 4 | 3.5 | 2 | 1 | 0 | 0 | 0 | 2 | 6.0 |
| vs #4/3 Kansas | 11/14/17 | * | 13 | 1-4 | .250 | 0-0 | .000 | 0-0 | .000 | 2 | 7 | 9 | 5.3 | 3 | 0 | 3 | 1 | 0 | 2 | 4.7 |
| ETSU | 11/17/17 | * | 11 | 1-1 | 1.000 | 0-0 | .000 | 0-1 | .000 | 0 | 3 | 3 | 4.8 | 3 | 0 | 0 | 0 | 0 | 2 | 4.0 |
| TROY | 11/20/17 | * | 12 | 3-5 | .600 | 0-0 | .000 | 2-2 | 1.000 | 4 | 4 | 8 | 5.4 | 2 | 0 | 0 | 0 | 0 | 8 | 4.8 |
| FORT WAYNE | 11/22/17 | * | 26 | 9-10 | .900 | 0-0 | .000 | 7-7 | 1.000 | 5 | 10 | 15 | 7.0 | 4 | 1 | 1 | 2 | 0 | 25 | 8.2 |
| UIC | 11/26/17 | * | 22 | 4-6 | .667 | 0-0 | .000 | 3-5 | .600 | 1 | 2 | 3 | 6.4 | 1 | 1 | 0 | 3 | 0 | 11 | 8.6 |
| HARVARD | 12/2/17 | * | 20 | 3-5 | .600 | 0-0 | .000 | 3-4 | .750 | 2 | 5 | 7 | 6.5 | 3 | 1 | 0 | 3 | 0 | 9 | 8.6 |
| vs Monmouth | 12/9/17 | * | 18 | 5-7 | .714 | 0-0 | .000 | 0-0 | .000 | 4 | 4 | 8 | 6.7 | 3 | 0 | 2 | 1 | 0 | 10 | 8.8 |
| RV/RV VIRGINIA TECH | 12/16/17 | * | 22 | 3-5 | .600 | 0-0 | .000 | 2-4 | .500 | 3 | 3 | 6 | 6.6 | 2 | 1 | 1 | 3 | 0 | 8 | 8.7 |
| vs UCLA | 12/23/17 | * | 26 | 3-5 | .600 | 0-0 | .000 | 1-2 | .500 | 1 | 5 | 6 | 6.5 | 1 | 2 | 2 | 1 | 0 | 7 | 8.5 |
| RV/RV LOUISVILLE | 12/29/17 | * | 17 | 1-4 | .250 | 0-0 | .000 | 2-2 | 1.000 | 2 | 4 | 6 | 6.5 | 2 | 0 | 0 | 2 | 0 | 4 | 8.2 |
| GEORGIA | 12/31/17 | * | 3 | 0-1 | .000 | 0-0 | .000 | 0-0 | .000 | 0 | 0 | 0 | 6.0 | 2 | 0 | 1 | 0 | 0 | 0 | 7.5 |
| at LSU | 01/03/18 | * | 10 | 1-2 | .500 | 0-0 | .000 | 0-0 | .000 | 0 | 1 | 1 | 5.6 | 1 | 0 | 0 | 0 | 0 | 2 | 7.1 |
| at #23/22 Tennessee | 01/06/18 | * | 24 | 4-4 | 1.000 | 0-0 | .000 | 1-2 | .500 | 2 | 6 | 8 | 5.8 | 1 | 0 | 0 | 1 | 0 | 9 | 7.3 |
| TEXAS A&M | 01/09/18 | * | 16 | 0-0 | .000 | 0-0 | .000 | 2-2 | 1.000 | 0 | 4 | 4 | 5.7 | 2 | 0 | 1 | 0 | 1 | 2 | 6.9 |
| at Vanderbilt | 01/13/18 | * | 12 | 2-2 | 1.000 | 0-0 | .000 | 0-0 | .000 | 0 | 3 | 3 | 5.5 | 3 | 0 | 1 | 2 | 0 | 4 | 6.8 |
| at South Carolina | 01/16/18 | * | 23 | 5-7 | .714 | 0-0 | .000 | 2-2 | 1.000 | 2 | 2 | 4 | 5.4 | 5 | 0 | 1 | 1 | 0 | 12 | 7.1 |
| FLORIDA | 01/20/18 | * | 20 | 2-3 | .667 | 0-0 | .000 | 4-6 | .667 | 4 | 5 | 9 | 5.6 | 0 | 1 | 2 | 2 | 0 | 8 | 7.1 |
| MISSISSIPPI STATE | 01/23/18 | * | 11 | 0-1 | .000 | 0-0 | .000 | 0-0 | .000 | 0 | 1 | 1 | 5.4 | 0 | 0 | 0 | 0 | 0 | 0 | 6.8 |
| at #7/7 West Virginia | 01/27/18 | * | 20 | 2-4 | .500 | 0-0 | .000 | 5-6 | .833 | 2 | 6 | 8 | 5.5 | 4 | 0 | 2 | 1 | 0 | 9 | 6.9 |
| VANDERBILT | 01/30/18 | * | 12 | 2-5 | .400 | 0-0 | .000 | 6-7 | .857 | 3 | 3 | 6 | 5.5 | 3 | 0 | 0 | 2 | 0 | 10 | 7.0 |
| at Mizou | 02/03/18 | * | 10 | 1-2 | .500 | 0-0 | .000 | 1-2 | .500 | 0 | 2 | 2 | 5.4 | 2 | 0 | 1 | 0 | 0 | 3 | 6.8 |
| Totals | | | 23 | 385 | 57-92 | .620 | 0-0 | 43-57 | .754 | 41 | 83 | 124 | 5.4 | 52 | 8 | 20 | 28 | 2 | 157 | 6.8 |

Games played: 23
Minutes/game: 16.7
Points/game: 6.8
FG Pct: 62.0
FT Pct: 75.4

Rebounds/game: 5.4
Assists/game: 0.3
Turnovers/game: 0.9
Assist/turnover ratio: 0.4
Steals/game: 0.1
Blocks/game: 1.2

Superlatives

| Season Stats | | Career Stats | |
|----------------|----|----------------|----|
| 10+ points | 6 | 10+ points | 6 |
| 20+ points | 1 | 20+ points | 1 |
| 3+ blocks | 4 | 3+ blocks | 4 |
| 3+ steals | - | 3+ steals | - |
| 10+ rebounds | 1 | 10+ rebounds | 1 |
| Double-doubles | 1 | Double-doubles | 1 |
| Dunks | 20 | Dunks | 20 |

Career Statistics

| Year | GP-GS | Min-Avg | FG-FGA | Pct | 3FG-FGA | Pct | FT-FTA | Pct | Off-Def-Tot-Avg | PF-FO | Ast | TO | Blk | Stl | Pts | Avg |
|--------------|--------------|-----------------|--------------|-------------|------------|-------------|--------------|-------------|----------------------|-------------|----------|-----------|-----------|----------|------------|------------|
| 2017-18 | 23-23 | 385-16.7 | 57-92 | .620 | 0-0 | .000 | 43-57 | .754 | 41-83-124-5.4 | 52-1 | 8 | 20 | 28 | 2 | 157 | 6.8 |
| TOTAL | 23-23 | 385-16.7 | 57-92 | .620 | 0-0 | .000 | 43-57 | .754 | 41-83-124-5.4 | 52-1 | 8 | 20 | 28 | 2 | 157 | 6.8 |



Kevin Knox

5

Freshman • F • 6-9 • 215 lbs • Tampa, Fla.
Tampa Catholic • Undeclared/Exploratory Studies in Agriculture

Bio Blast

- Leads the team in scoring (15.1 per game) and 3-pointers made (36)
- Tied with Wenyen Gabriel for a team-best rebounding average (5.7) (minimum 10 games played)
- Scored a career-high 34 points at West Virginia, including sinking a career-high five 3-pointers. It was the most points this season for a UK player and tied Malik Monk (at Ole Miss) for the most points by a freshman on the road in school history
- Named Citizen Naismith National Player of the Week, Oscar Robertson National Player of the Week (USBWA), Wayman Tisdale Freshman of the Week (USBWA) and SEC Freshman of the Week for the week of Jan. 29 for his performances vs. Mississippi State and West Virginia
- Has scored in double figures in all but six games
- Has a team-best two double-doubles and six 20-point games
- Scored nine of the team's final 15 points in the win at Vanderbilt
- Preseason All-SEC pick by the league's coaches (first team) and media (second team)
- Preseason watch list for three national player of the year awards: the Naismith Trophy, the Oscar Robertson Trophy and the Wooden Award
- On the preseason watch list for the Julius Erving Award, presented annually by the Naismith Memorial Basketball Hall of Fame to the nation's top small forward

Season Averages

| | |
|------------------------|------|
| Games played: | 23 |
| Minutes/game: | 32.5 |
| Points/game: | 15.1 |
| FG Pct: | 45.7 |
| 3FG Pct: | 34.6 |
| FT Pct: | 75.0 |
| Rebounds/game: | 5.7 |
| Assists/game: | 1.5 |
| Turnovers/game: | 2.4 |
| Assist/turnover ratio: | 0.6 |
| Steals/game: | 0.9 |
| Blocks/game: | 0.3 |

Season Highs

| | |
|--------------|--|
| Points | 34, at West Virginia (01/27/18) |
| FG Made | 11, at West Virginia (01/27/18) |
| FG Attempts | 17, at West Virginia (01/27/18) |
| 3FG Made | 5, at West Virginia (01/27/18) |
| 3FG Attempts | 8, twice, last at West Virginia (01/27/18) |
| FT Made | 8, at South Carolina (01/16/18) |
| FT Attempts | 10, twice, last at South Carolina (01/16/18) |
| Rebounds | 11, at LSU (01/03/18) |
| Assists | 4, 3x, last vs. VIRGINIA TECH (12/16/17) |
| Steals | 4, vs. UTAH VALLEY (11/10/17) |
| Blocks | 1, 6x, last at Tennessee (01/06/18) |
| Minutes | 40, vs. VANDERBILT (01/30/18) |

Career Highs

| | |
|--------------|--|
| Points | 34, at West Virginia (01/27/18) |
| FG Made | 11, at West Virginia (01/27/18) |
| FG Attempts | 17, at West Virginia (01/27/18) |
| 3FG Made | 5, at West Virginia (01/27/18) |
| 3FG Attempts | 8, twice, last at West Virginia (01/27/18) |
| FT Made | 8, at South Carolina (01/16/18) |
| FT Attempts | 10, twice, last at South Carolina (01/16/18) |
| Rebounds | 11, at LSU (01/03/18) |
| Assists | 4, 3x, last vs. VIRGINIA TECH (12/16/17) |
| Steals | 4, vs. UTAH VALLEY (11/10/17) |
| Blocks | 1, 6x, last at Tennessee (01/06/18) |
| Minutes | 40, vs. VANDERBILT (01/30/18) |

Game-By-Game

| Opponent | Date | gs | min | Total | | 3-Pointers | | Free throws | | Rebounds | | | Other | | | pts | avg | | | | |
|-----------------------|----------|----|-----|-------|---------|------------|--------|-------------|--------|----------|-----|-----|-------|-----|----|-----|-----|-----|-----|------|------|
| | | | | fg | fga | fga | pct | ft | fta | off | def | tot | av | pf | a | | | t/o | blk | stl | |
| UTAH VALLEY | 11/10/17 | * | 37 | 3-13 | 231 | 1-4 | 250 | 5-6 | .833 | 2 | 4 | 6 | 6.0 | 3 | 4 | 2 | 1 | 4 | 12 | 12.0 | |
| VERMONT | 11/12/17 | * | 35 | 3-10 | 300 | 1-4 | 250 | 4-4 | 1.000 | 0 | 8 | 8 | 7.0 | 2 | 1 | 2 | 0 | 0 | 11 | 11.5 | |
| vs #4/3 Kansas | 11/14/17 | * | 37 | 8-13 | 615 | 3-6 | 500 | 1-2 | .500 | 2 | 5 | 7 | 7.0 | 0 | 0 | 1 | 1 | 2 | 20 | 14.3 | |
| ETSU | 11/17/17 | * | 34 | 6-13 | 462 | 4-7 | 571 | 1-4 | .250 | 0 | 10 | 10 | 7.8 | 3 | 2 | 6 | 1 | 0 | 17 | 15.0 | |
| TROY | 11/20/17 | * | 35 | 7-12 | 583 | 1-3 | 333 | 2-5 | .400 | 1 | 4 | 5 | 7.2 | 2 | 1 | 2 | 0 | 1 | 17 | 15.4 | |
| FORT WAYNE | 11/22/17 | * | 35 | 4-10 | 400 | 1-3 | 333 | 2-2 | 1.000 | 0 | 2 | 2 | 6.3 | 1 | 3 | 1 | 0 | 0 | 11 | 14.7 | |
| UIC | 11/26/17 | * | 33 | 9-13 | 692 | 0-4 | 000 | 7-10 | .700 | 0 | 2 | 2 | 5.7 | 1 | 1 | 2 | 1 | 1 | 25 | 16.1 | |
| HARVARD | 12/2/17 | * | 36 | 7-13 | 538 | 2-7 | 286 | 4-4 | 1.000 | 2 | 5 | 7 | 5.9 | 2 | 1 | 3 | 1 | 1 | 20 | 16.6 | |
| vs Monmouth | 12/9/17 | * | 31 | 1-9 | 111 | 1-5 | 200 | 1-2 | .500 | 1 | 4 | 5 | 5.8 | 2 | 4 | 7 | 0 | 1 | 4 | 15.2 | |
| RV/RV VIRGINIA TECH | 12/16/17 | * | 35 | 7-15 | 467 | 2-5 | 400 | 5-6 | .833 | 2 | 3 | 5 | 5.7 | 2 | 4 | 2 | 0 | 1 | 21 | 15.8 | |
| vs UCLA | 12/23/17 | * | 35 | 6-12 | 500 | 2-5 | 400 | 1-2 | .500 | 0 | 5 | 5 | 5.6 | 4 | 3 | 4 | 0 | 2 | 15 | 15.7 | |
| RV/RV LOUISVILLE | 12/29/17 | * | 17 | 2-8 | 250 | 0-3 | 000 | 4-5 | .800 | 0 | 7 | 7 | 5.8 | 5 | 0 | 2 | 0 | 0 | 8 | 15.1 | |
| GEORGIA | 12/31/17 | * | 28 | 2-10 | 200 | 1-4 | 250 | 2-3 | .667 | 1 | 3 | 4 | 5.6 | 3 | 3 | 1 | 0 | 1 | 7 | 14.5 | |
| at LSU | 01/03/18 | * | 35 | 7-12 | 583 | 2-3 | 667 | 0-0 | .000 | 2 | 9 | 11 | 6.0 | 1 | 1 | 2 | 0 | 0 | 16 | 14.6 | |
| at #23/22 Tennessee | 01/06/18 | * | 31 | 1-9 | 111 | 0-5 | 000 | 4-4 | 1.000 | 0 | 5 | 5 | 5.9 | 4 | 0 | 2 | 1 | 0 | 6 | 14.0 | |
| TEXAS A&M | 01/09/18 | * | 25 | 5-5 | 1,000 | 2-2 | 1,000 | 3-4 | .750 | 0 | 2 | 2 | 5.7 | 2 | 0 | 4 | 0 | 0 | 15 | 14.1 | |
| at Vanderbilt | 01/13/18 | * | 28 | 5-9 | 556 | 0-2 | 000 | 7-7 | 1.000 | 1 | 3 | 4 | 5.6 | 2 | 1 | 1 | 0 | 1 | 17 | 14.2 | |
| at South Carolina | 01/16/18 | * | 39 | 6-16 | 375 | 1-8 | 125 | 8-10 | .800 | 1 | 7 | 8 | 5.7 | 3 | 2 | 1 | 0 | 2 | 21 | 14.6 | |
| FLORIDA | 01/20/18 | * | 25 | 4-10 | 400 | 1-4 | 250 | 0-0 | .000 | 0 | 4 | 4 | 5.6 | 3 | 1 | 3 | 0 | 1 | 9 | 14.3 | |
| MISSISSIPPI STATE | 01/23/18 | * | 36 | 5-6 | 833 | 4-4 | 1,000 | 5-6 | .833 | 1 | 5 | 6 | 5.7 | 1 | 1 | 4 | 0 | 2 | 19 | 14.6 | |
| at #7/7 West Virginia | 01/27/18 | * | 35 | 11-17 | 647 | 5-8 | 625 | 7-8 | .875 | 4 | 3 | 7 | 5.7 | 1 | 0 | 1 | 0 | 0 | 34 | 15.5 | |
| VANDERBILT | 01/30/18 | * | 40 | 6-15 | 400 | 2-6 | 333 | 4-7 | .571 | 1 | 7 | 8 | 5.8 | 2 | 0 | 1 | 0 | 1 | 18 | 15.6 | |
| at Mizzou | 02/03/18 | * | 25 | 2-6 | 333 | 0-2 | 000 | 1-3 | .333 | 2 | 1 | 3 | 5.7 | 3 | 1 | 2 | 0 | 0 | 5 | 15.1 | |
| Totals | | | 23 | 747 | 117-256 | .457 | 36-104 | .346 | 78-104 | .750 | 23 | 108 | 131 | 5.7 | 52 | 34 | 56 | 6 | 21 | 348 | 15.1 |

Games played: 23
Minutes/game: 32.5
Points/game: 15.1
FG Pct: 45.7
3FG Pct: 34.6
FT Pct: 75.0

Rebounds/game: 5.7
Assists/game: 1.5
Turnovers/game: 2.4
Assist/turnover ratio: 0.6
Steals/game: 0.9
Blocks/game: 0.3

Superlatives

| Season Stats | | Career Stats | |
|----------------|----|----------------|----|
| 10+ points | 17 | 10+ points | 17 |
| 20+ points | 6 | 20+ points | 6 |
| 3+ assists | 6 | 3+ assists | 6 |
| 3+ steals | 1 | 3+ steals | 1 |
| 10+ rebounds | 2 | 10+ rebounds | 2 |
| Double-doubles | 2 | Double-doubles | 2 |
| Dunks | 13 | Dunks | 13 |

Career Statistics

| Year | GP-GS | Min-Avg | FG-FGA | Pct | 3FG-FGA | Pct | FT-FTA | Pct | Off-Def-Tot-Avg | PF-FO | Ast | TO | Blk | Stl | Pts | Avg |
|---------|-------|----------|---------|------|---------|------|--------|------|-----------------|-------|-----|----|-----|-----|-----|------|
| 2017-18 | 23-23 | 747-32.5 | 117-256 | .457 | 36-104 | .346 | 78-104 | .750 | 23-108-131-5.7 | 52-1 | 34 | 56 | 6 | 21 | 348 | 15.1 |
| TOTAL | 23-23 | 747-32.5 | 117-256 | .457 | 36-104 | .346 | 78-104 | .750 | 23-108-131-5.7 | 52-1 | 34 | 56 | 6 | 21 | 348 | 15.1 |

Jonny David

10

Junior • G • 6-2 • 183 lbs • Pittsburgh
Mt. Lebanon • Kinesiology



Bio Blast

- Logged his first action of the season against Fort Wayne and UIC
- Played in all three exhibition games, scoring against Thomas More
- Appeared in seven games as a sophomore, totaling five points
- Appeared in 11 games during his freshman campaign
- SEC Academic Honor Roll member the past two years
- Dean's List in fall 2016
- 1,000-point scorer in high school
- His father was a letterwinner at the University of Pittsburgh while head coach John Calipari was an assistant coach

Season Averages

| | |
|-----------------------|-----|
| Games played | 4 |
| Minutes/game | 1.0 |
| Points/game | |
| FG Pct. | |
| 3FG Pct. | |
| FT Pct. | |
| Rebounds/game | |
| Assists/game | |
| Turnovers/game | 0.5 |
| Assist/turnover ratio | |
| Steals/game | |
| Blocks/game | |

Season Highs

| | |
|--------------|-----------------------|
| Points | |
| FG Made | |
| FG Attempts | |
| 3FG Made | |
| 3FG Attempts | |
| FT Made | |
| FT Attempts | |
| Rebounds | |
| Assists | |
| Steals | |
| Blocks | |
| Minutes | 2, vs. UIC (11/26/17) |

Career Highs

| | |
|--------------|---|
| Points | 5, vs. TEXAS A&M (1/3/17) |
| FG Made | 1, vs. TEXAS A&M (1/3/17) |
| FG Attempts | 1, four times, last vs. TEXAS A&M (1/3/17) |
| 3FG Made | 1, vs. TEXAS A&M (1/3/17) |
| 3FG Attempts | 1, three times, last vs. TEXAS A&M (1/3/17) |
| FT Made | 2, twice, last vs. TEXAS A&M (1/3/17) |
| FT Attempts | 2, three times, last vs. TEXAS A&M (1/3/17) |
| Rebounds | |
| Assists | |
| Steals | |
| Blocks | |
| Minutes | 3, vs. CLEVELAND ST. (11/23/16) |

Game-By-Game

| Opponent | Date | gs | min | Total | | 3-Pointers | | Free throws | | Rebounds | | | pf | a | t/o | blk | stl | pts | avg | | |
|-----------------------|----------|-----|-----|--------|------|------------|------|-------------|------|----------|------|-----|----|-----|-----|-----|-----|-----|-----|-----|-----|
| | | | | fg-fga | pct | 3fg-fga | pct | ft-fa | pct | off | def | tot | | | | | | | | avg | |
| UTAH VALLEY | 11/10/17 | dnp | - | - | - | - | - | - | - | - | - | - | - | - | - | - | - | - | - | | |
| VERMONT | 11/12/17 | dnp | - | - | - | - | - | - | - | - | - | - | - | - | - | - | - | - | - | | |
| vs #4/3 Kansas | 11/14/17 | dnp | - | - | - | - | - | - | - | - | - | - | - | - | - | - | - | - | - | | |
| ETSU | 11/17/17 | dnp | - | - | - | - | - | - | - | - | - | - | - | - | - | - | - | - | - | | |
| TROY | 11/20/17 | dnp | - | - | - | - | - | - | - | - | - | - | - | - | - | - | - | - | - | | |
| FORT WAYNE | 11/22/17 | 1 | 0-0 | .000 | 0-0 | .000 | 0-0 | .000 | 0-0 | .000 | 0 | 0 | 0 | 0.0 | 0 | 0 | 0 | 0 | 0.0 | | |
| UIC | 11/26/17 | 2 | 0-0 | .000 | 0-0 | .000 | 0-0 | .000 | 0-0 | .000 | 0 | 0 | 0 | 0.0 | 1 | 0 | 2 | 0 | 0 | 0.0 | |
| HARVARD | 12/2/17 | dnp | - | - | - | - | - | - | - | - | - | - | - | - | - | - | - | - | - | | |
| vs Monmouth | 12/9/17 | 0 | 0-0 | .000 | 0-0 | .000 | 0-0 | .000 | 0-0 | .000 | 0 | 0 | 0 | 0.0 | 0 | 0 | 0 | 0 | 0 | 0.0 | |
| RV/RV VIRGINIA TECH | 12/16/17 | dnp | - | - | - | - | - | - | - | - | - | - | - | - | - | - | - | - | - | - | |
| vs UCLA | 12/23/17 | dnp | - | - | - | - | - | - | - | - | - | - | - | - | - | - | - | - | - | - | |
| RV/RV LOUISVILLE | 12/29/17 | 1 | 0-0 | .000 | 0-0 | .000 | 0-0 | .000 | 0-0 | .000 | 0 | 0 | 0 | 0.0 | 0 | 0 | 0 | 0 | 0 | 0.0 | |
| GEORGIA | 12/31/17 | dnp | - | - | - | - | - | - | - | - | - | - | - | - | - | - | - | - | - | - | |
| at LSU | 01/03/18 | dnp | - | - | - | - | - | - | - | - | - | - | - | - | - | - | - | - | - | - | |
| at #23/22 Tennessee | 01/06/18 | dnp | - | - | - | - | - | - | - | - | - | - | - | - | - | - | - | - | - | - | |
| TEXAS A&M | 01/09/18 | dnp | - | - | - | - | - | - | - | - | - | - | - | - | - | - | - | - | - | - | |
| at Vanderbilt | 01/13/18 | dnp | - | - | - | - | - | - | - | - | - | - | - | - | - | - | - | - | - | - | |
| at South Carolina | 01/16/18 | dnp | - | - | - | - | - | - | - | - | - | - | - | - | - | - | - | - | - | - | |
| FLORIDA | 01/20/18 | dnp | - | - | - | - | - | - | - | - | - | - | - | - | - | - | - | - | - | - | |
| MISSISSIPPI STATE | 01/23/18 | dnp | - | - | - | - | - | - | - | - | - | - | - | - | - | - | - | - | - | - | |
| at #7/7 West Virginia | 01/27/18 | dnp | - | - | - | - | - | - | - | - | - | - | - | - | - | - | - | - | - | - | |
| VANDERBILT | 01/30/18 | dnp | - | - | - | - | - | - | - | - | - | - | - | - | - | - | - | - | - | - | |
| at Mizzou | 02/03/18 | dnp | - | - | - | - | - | - | - | - | - | - | - | - | - | - | - | - | - | - | |
| Totals | | 0 | 4 | 0-0 | .000 | 0-0 | .000 | 0-0 | .000 | 0-0 | .000 | 0 | 0 | 0 | 0.0 | 1 | 0 | 2 | 0 | 0 | 0.0 |

Games played: 4
Minutes/game: 1.0

Turnovers/game: 0.5

Superlatives

| Season Stats | Career Stats |
|----------------|--------------|
| 10+ points | - |
| 20+ points | - |
| 3+ assists | - |
| 3+ steals | - |
| 10+ rebounds | - |
| Double-doubles | - |
| Dunks | - |

Career Statistics

| Year | GP-GS | Min-Avg | FG-FGA | Pct | 3FG-FGA | Pct | FT-FTA | Pct | Off-Def-Tot-Avg | PF-FO | Ast | TO | Blk | Stl | Pts | Avg |
|---------|-------|---------|--------|------|---------|-------|--------|-------|-----------------|-------|-----|----|-----|-----|-----|-----|
| 2015-16 | 11-0 | 11-1.0 | 0-2 | .00 | 0-2 | .000 | 2-2 | 1.000 | 0-0-0-0.0 | 1-0 | 0 | 1 | 0 | 0 | 2 | 0.2 |
| 2016-17 | 7-0 | 11-1.6 | 1-2 | .500 | 1-1 | 1.000 | 2-4 | .500 | 0-0-0-0.0 | 0-0 | 0 | 3 | 0 | 0 | 5 | 0.7 |
| 2017-18 | 4-0 | 4-1.0 | 0-0 | .000 | 0-0 | .000 | 0-0 | .000 | 0-0-0-0.0 | 1-0 | 0 | 2 | 0 | 0 | 0 | 0.0 |
| TOTAL | 22-0 | 26-1.2 | 1-4 | .250 | 1-3 | .333 | 4-6 | .667 | 0-0-0-0.0 | 2-0 | 0 | 6 | 0 | 0 | 7 | 0.3 |

Jemarl Baker

13

Freshman • G • 6-4 • 182 lbs • Menifee, Calif.
Eleanor Roosevelt • Undeclared/Exploratory Studies in Arts and Sciences



Bio Blast

- Pronunciation: like Jamal
- Underwent left knee surgery at the end of October and is expected to miss three months from the time of the surgery. Has begun working out
- Considered one of the premier shooters in the country whose range extends well beyond the college 3-point arc
- A consensus four-star prospect ranked among the top 100
- Averaged 17.1 points, 4.1 assists and 3.5 rebounds per game as a senior
- Led Roosevelt to its first-ever state title
- Honor-roll student in high school

Season Averages

| | |
|-----------------------|-------|
| Games played | |
| Minutes/game | |
| Points/game | |
| FG Pct | |
| 3FG Pct | |
| FT Pct | |
| Rebounds/game | |
| Assists/game | |
| Turnovers/game | |
| Assist/turnover ratio | |
| Blocks/game | |

Season Highs

| | |
|--------------|-------|
| Points | |
| FG Made | |
| FG Attempts | |
| 3FG Made | |
| 3FG Attempts | |
| FT Made | |
| FT Attempts | |
| Rebounds | |
| Assists | |
| Steals | |
| Blocks | |
| Minutes | |

Career Highs

| | |
|--------------|-------|
| Points | |
| FG Made | |
| FG Attempts | |
| 3FG Made | |
| 3FG Attempts | |
| FT Made | |
| FT Attempts | |
| Rebounds | |
| Assists | |
| Steals | |
| Blocks | |
| Minutes | |

Game-By-Game

Superlatives

| Season Stats | | Career Stats | |
|----------------|---|----------------|---|
| 10+ points | - | 10+ points | - |
| 20+ points | - | 20+ points | - |
| 3+ assists | - | 3+ assists | - |
| 3+ steals | - | 3+ steals | - |
| 10+ rebounds | - | 10+ rebounds | - |
| Double-doubles | - | Double-doubles | - |
| Dunks | - | Dunks | - |

Career Statistics

| Year | GP-GS | Min-Avg | FG-FGA | Pct | 3FG-FGA | Pct | FT-FTA | Pct | Off-Def-Tot-Avg | PF-FO | Ast | TO | Blk | Stl | Pts | Avg |
|---------|-------|---------|--------|-----|---------|-----|--------|-----|-----------------|-------|-----|----|-----|-----|-----|-----|
| 2017-18 | | | | | | | | | | | | | | | | |
| TOTAL | | | | | | | | | | | | | | | | |

Tai Wynyard

14

RS-Sophomore • F • 6-10 • 250 lbs • Auckland, New Zealand
Rangitoto College • Undergraduate Studies



Bio Blast

- Pronunciation: tie WIN-yard
- Appeared in seven games in a row between Nov. 14 and Dec. 9. Hasn't played since Dec. 31 because of a back injury
- Played well in a season-high 12 minutes vs. Monmouth, trying his career high with four points while grabbing a career-high six boards. After the game, Calipari said of Wynyard: "One guy's misery is another guy's opportunity, and Tai was ready for his chance"
- Suited up for New Zealand at the 2017 FIBA U19 World Cup
- Averaged team highs in points (13.8) and rebounds (9.2) in six games for the Junior Tall Blacks
- Made 15 appearances in his redshirt freshman campaign
- Scored 11 points, had 13 rebounds and three blocks, while averaging 3.6 minutes a game
- Redshirted after enrolling midyear during the 2015-16 season
- Played for the New Zealand National Team in the FIBA 3-on-3 World Championships for a second-straight year this summer
- Was the most valuable player in the 3-on-3 tournament in 2015 when he lead New Zealand to a gold medal

Season Averages

| | |
|----------------|-------|
| Games played | 8 |
| Minutes/game | 5.4 |
| Points/game | 1.0 |
| FG Pct | 42.9 |
| 3FG Pct | |
| FT Pct | 100.0 |
| Rebounds/game | 1.8 |
| Assists/game | |
| Turnovers/game | 0.4 |
| Steals/game | 0.4 |
| Blocks/game | 0.1 |

Season Highs

| | |
|--------------|--|
| Points | 4, twice, last vs. Monmouth (12/09/17) |
| FG Made | 2, vs. UIC (11/26/17) |
| FG Attempts | 2, twice, last vs. UIC (11/26/17) |
| 3FG Made | |
| 3FG Attempts | |
| FT Made | 2, vs. Monmouth (12/09/17) |
| FT Attempts | 2, vs. Monmouth (12/09/17) |
| Rebounds | 6, vs. Monmouth (12/09/17) |
| Assists | |
| Steals | 2, vs. Monmouth (12/09/17) |
| Blocks | 1, vs. ETSU (11/17/17) |
| Minutes | 12, vs. Monmouth (12/09/17) |

Career Highs

| | |
|--------------|---|
| Points | 4, 3x, last vs. Monmouth (12/09/17) |
| FG Made | 2, twice, last. vs. UIC (11/26/17) |
| FG Attempts | 2, 3x, last vs. UIC (11/26/17) |
| 3FG Made | |
| 3FG Attempts | |
| FT Made | 2, vs. Monmouth (12/09/17) |
| FT Attempts | 2, twice, last vs. Monmouth (12/09/17) |
| Rebounds | 6, vs. Monmouth (12/09/17) |
| Assists | 1, vs. UT MARTIN (11/25/16) |
| Steals | 2, vs. Monmouth (12/09/17) |
| Blocks | 1, four times, last vs. ETSU (11/17/17) |
| Minutes | 12, twice, last vs. Monmouth (12/09/17) |

Game-By-Game

| Opponent | Date | gs | min | Total | | 3-Pointers | | Free throws | | Rebounds | | | | pf | a | l/o | blk | stl | pts | avg | |
|-----------------------|----------|----|-----|-------|------|------------|------|-------------|------|----------|-----|-----|-----|-----|---|-----|-----|-----|-----|-----|-----|
| | | | | fg | fga | pct | 3fg | 3fga | pct | ft | fta | pct | off | | | | | | | | def |
| UTAH VALLEY | 11/10/17 | | dnp | - | - | - | - | - | - | - | - | - | - | - | - | - | - | - | - | - | |
| VERMONT | 11/12/17 | | dnp | - | - | - | - | - | - | - | - | - | - | - | - | - | - | - | - | - | |
| vs #4/3 Kansas | 11/14/17 | 7 | | 0-1 | .000 | 0-0 | .000 | 0-0 | .000 | 0 | 0 | 0 | 0.0 | 1 | 0 | 0 | 0 | 0 | 0 | 0.0 | |
| ETSU | 11/17/17 | 3 | | 0-0 | .000 | 0-0 | .000 | 0-0 | .000 | 0 | 1 | 1 | 0.5 | 1 | 0 | 0 | 1 | 0 | 0 | 0.0 | |
| TROY | 11/20/17 | 3 | | 0-2 | .000 | 0-0 | .000 | 0-0 | .000 | 2 | 1 | 3 | 1.3 | 0 | 0 | 0 | 0 | 0 | 0 | 0.0 | |
| FORT WAYNE | 11/22/17 | 4 | | 0-0 | .000 | 0-0 | .000 | 0-0 | .000 | 0 | 0 | 0 | 1.0 | 1 | 0 | 1 | 0 | 0 | 0 | 0.0 | |
| UIC | 11/26/17 | 5 | 2-2 | 1.000 | 0-0 | .000 | 0-0 | .000 | 1 | 2 | 3 | 1.4 | 1 | 0 | 0 | 0 | 0 | 4 | 0.8 | | |
| HARVARD | 12/2/17 | 2 | 0-0 | .000 | 0-0 | .000 | 0-0 | .000 | 0 | 0 | 0 | 1.2 | 0 | 0 | 0 | 0 | 0 | 0 | 0.7 | | |
| vs Monmouth | 12/9/17 | 12 | 1-1 | 1.000 | 0-0 | .000 | 2-2 | 1.000 | 2 | 4 | 6 | 1.9 | 3 | 0 | 2 | 0 | 2 | 4 | 1.1 | | |
| RV/RV VIRGINIA TECH | 12/16/17 | | dnp | - | - | - | - | - | - | - | - | - | - | - | - | - | - | - | - | - | |
| vs UCLA | 12/23/17 | | dnp | - | - | - | - | - | - | - | - | - | - | - | - | - | - | - | - | - | |
| RV/RV LOUISVILLE | 12/29/17 | | dnp | - | - | - | - | - | - | - | - | - | - | - | - | - | - | - | - | - | |
| GEORGIA | 12/31/17 | 7 | 0-1 | .000 | 0-0 | .000 | 0-0 | .000 | 1 | 0 | 1 | 1.8 | 1 | 0 | 0 | 1 | 0 | 1 | 0 | 1.0 | |
| at LSU | 01/03/18 | | dnp | - | - | - | - | - | - | - | - | - | - | - | - | - | - | - | - | - | |
| at #23/22 Tennessee | 01/06/18 | | dnp | - | - | - | - | - | - | - | - | - | - | - | - | - | - | - | - | - | |
| TEXAS A&M | 01/09/18 | | dnp | - | - | - | - | - | - | - | - | - | - | - | - | - | - | - | - | - | |
| at Vanderbilt | 01/13/18 | | dnp | - | - | - | - | - | - | - | - | - | - | - | - | - | - | - | - | - | |
| at South Carolina | 01/16/18 | | dnp | - | - | - | - | - | - | - | - | - | - | - | - | - | - | - | - | - | |
| FLORIDA | 01/20/18 | | dnp | - | - | - | - | - | - | - | - | - | - | - | - | - | - | - | - | - | |
| MISSISSIPPI STATE | 01/23/18 | | dnp | - | - | - | - | - | - | - | - | - | - | - | - | - | - | - | - | - | |
| at #7/7 West Virginia | 01/27/18 | | dnp | - | - | - | - | - | - | - | - | - | - | - | - | - | - | - | - | - | |
| VANDERBILT | 01/30/18 | | dnp | - | - | - | - | - | - | - | - | - | - | - | - | - | - | - | - | - | |
| at Mizzou | 02/03/18 | | dnp | - | - | - | - | - | - | - | - | - | - | - | - | - | - | - | - | - | |
| Totals | | | 0 | 43 | 3-7 | .429 | 0-0 | .000 | 2-2 | 1.000 | 6 | 8 | 14 | 1.8 | 8 | 0 | 3 | 1 | 3 | 8 | 1.0 |

Games played: 8
Minutes/game: 5.4
Points/game: 1.0
FG Pct: 42.9
FT Pct: 100.0

Rebounds/game: 1.8
Turnovers/game: 0.4
Steals/game: 0.4
Blocks/game: 0.1

Superlatives

| Season Stats | | Career Stats | |
|----------------|---|----------------|---|
| 10+ points | - | 10+ points | - |
| 20+ points | - | 20+ points | - |
| 3+ blocks | - | 3+ blocks | - |
| 3+ steals | - | 3+ steals | - |
| 10+ rebounds | - | 10+ rebounds | - |
| Double-doubles | - | Double-doubles | - |
| Dunks | 1 | Dunks | 1 |

Career Statistics

| Year | GP-GS | Min-Avg | FG-FGA | Pct | 3FG-FGA | Pct | FT-FTA | Pct | Off-Def-Tot-Avg | PF-FO | Ast | TO | Blk | Stl | Pts | Avg |
|--------------|-------------|---------------|-------------|-------------|------------|-------------|------------|-------------|---------------------|-------------|----------|----------|----------|----------|-----------|------------|
| 2016-17 | 15-0 | 54-3.6 | 5-6 | .833 | 0-0 | .000 | 1-3 | .333 | 5-8-13-0.9 | 11-0 | 1 | 2 | 3 | 1 | 11 | 0.7 |
| 2017-18 | 8-0 | 43-5.4 | 3-7 | .429 | 0-0 | .000 | 2-2 | 1.000 | 6-8-14-1.8 | 8-0 | 0 | 3 | 1 | 3 | 8 | 1.0 |
| TOTAL | 23-0 | 97-4.2 | 8-13 | .615 | 0-0 | .000 | 3-5 | .600 | 11-16-27-1.2 | 19-0 | 1 | 5 | 4 | 4 | 19 | 0.8 |



Shai Gilgeous-Alexander

Freshman • G • 6-6 • 180 lbs • Hamilton, Canada
Hamilton Heights • Undeclared/Exploratory
Studies in Agriculture

22

Bio Blast

- Pronunciation: shay GILL-juss
- Scored a career-high 30 points, including 24 after halftime and the game-tying free throws at the end of regulation to force overtime, last Tuesday vs. Vanderbilt
 - He's the ninth freshman in the Calipari era to score 30 or more in a game
- Has started in each of the past eight games, averaging 15.1 points per game during that stretch
- Leads the team in assists (101), steals (39) and 3-point field-goal percentage (.387)
- Scored in double figures in nine of the last 12 games
- Has tallied at least three assists in all but three games this season
 - Has at least four assists in 11 of the last 13
- Named MVP of the Louisville game by the Bluegrass Sports Commission
- Followed up his career-high 24 points vs. Louisville with a second straight 20-point performance from off the bench vs. Georgia and then 18 at LSU.
 - First Wildcat to score 20 or more points off the bench since Deron Feldhause in January 1992
- Originally from Canada, Gilgeous-Alexander was a member of the 2016 Canadian Men's U18 National Team that captured the silver medal at the 2016 FIBA Americas U18 Championship

Season Averages

| | |
|------------------------|------|
| Games played: | 23 |
| Minutes/game: | 31.4 |
| Points/game: | 12.7 |
| FG Pct: | 47.5 |
| 3FG Pct: | 38.7 |
| FT Pct: | 82.6 |
| Rebounds/game: | 3.6 |
| Assists/game: | 4.4 |
| Turnovers/game: | 2.7 |
| Assist/turnover ratio: | 1.6 |
| Steals/game: | 1.7 |
| Blocks/game: | 0.5 |

Season Highs

| | |
|--------------|--|
| Points | 30, vs. VANDERBILT (01/30/18) |
| FG Made | 12, vs. VANDERBILT (01/30/18) |
| FG Attempts | 19, vs. VANDERBILT (01/30/18) |
| 3FG Made | 2, vs. Monmouth (12/09/17) |
| 3FG Attempts | 4, vs. Monmouth (12/09/17) |
| FT Made | 12, vs. GEORGIA (12/31/17) |
| FT Attempts | 13, vs. GEORGIA (12/31/17) |
| Rebounds | 7, vs. TEXAS A&M (01/09/18) |
| Assists | 9, vs. Monmouth (12/09/17) |
| Steals | 4, twice, last vs. FORT WAYNE (11/22/17) |
| Blocks | 2, 3x, last at West Virginia (01/27/18) |
| Minutes | 39, twice, last at Vanderbilt (01/13/18) |

Career Highs

| | |
|--------------|--|
| Points | 30, vs. VANDERBILT (01/30/18) |
| FG Made | 12, vs. VANDERBILT (01/30/18) |
| FG Attempts | 19, vs. VANDERBILT (01/30/18) |
| 3FG Made | 2, vs. Monmouth (12/09/17) |
| 3FG Attempts | 4, vs. Monmouth (12/09/17) |
| FT Made | 12, vs. GEORGIA (12/31/17) |
| FT Attempts | 13, vs. GEORGIA (12/31/17) |
| Rebounds | 7, vs. TEXAS A&M (01/09/18) |
| Assists | 9, vs. Monmouth (12/09/17) |
| Steals | 4, twice, last vs. FORT WAYNE (11/22/17) |
| Blocks | 2, 3x, last at West Virginia (01/27/18) |
| Minutes | 39, twice, last at Vanderbilt (01/13/18) |

Game-By-Game

| Opponent | Date | gs | min | Total | | 3-Pointers | | Free throws | | Rebounds | | | | pf | a | t/o | blk | stl | pts | avg | |
|----------------------|----------|----|-----|-------|---------|------------|-------|-------------|-------|----------|-----|-----|-----|-----|----|-----|-----|-----|-----|------|------|
| | | | | fg | fga | pct | fg | fga | pct | ft | fta | pct | off | | | | | | | | def |
| UTAH VALLEY | 11/10/17 | * | 36 | 5-9 | 556 | 1-2 | .500 | 2-2 | 1,000 | 0 | 3 | 3 | 3.0 | 0 | 4 | 3 | 0 | 4 | 13 | 13.0 | |
| VERMONT | 11/12/17 | | 23 | 1-2 | 500 | 0-0 | .000 | 2-2 | 1,000 | 1 | 1 | 2 | 2.5 | 3 | 3 | 1 | 2 | 4 | 8.5 | | |
| vs #4/3 Kansas | 11/14/17 | | 27 | 3-7 | 429 | 0-1 | .000 | 0-0 | .000 | 0 | 4 | 4 | 3.0 | 3 | 3 | 6 | 0 | 3 | 6 | 7.7 | |
| ETSU | 11/17/17 | | 27 | 4-6 | .667 | 1-1 | 1,000 | 1-1 | 1,000 | 1 | 1 | 2 | 2.8 | 1 | 6 | 2 | 0 | 2 | 10 | 8.3 | |
| TROY | 11/20/17 | | 27 | 2-5 | 400 | 0-1 | .000 | 2-2 | 1,000 | 0 | 5 | 5 | 3.2 | 1 | 2 | 3 | 0 | 1 | 6 | 7.8 | |
| FORT WAYNE | 11/22/17 | | 26 | 5-8 | .625 | 0-0 | .000 | 1-2 | .500 | 1 | 2 | 3 | 3.2 | 3 | 4 | 2 | 0 | 4 | 11 | 8.3 | |
| UIC | 11/26/17 | | 28 | 6-10 | .600 | 1-1 | 1,000 | 1-3 | .333 | 1 | 4 | 5 | 3.4 | 3 | 6 | 2 | 0 | 2 | 14 | 9.1 | |
| HARVARD | 12/2/17 | | 28 | 2-8 | .250 | 0-2 | .000 | 8-8 | 1,000 | 1 | 3 | 4 | 3.5 | 0 | 3 | 2 | 1 | 2 | 12 | 9.5 | |
| vs Monmouth | 12/9/17 | | 32 | 4-8 | .500 | 2-4 | .500 | 5-6 | .833 | 1 | 5 | 6 | 3.8 | 1 | 9 | 3 | 0 | 1 | 15 | 10.1 | |
| RV/RV VIRGINIA TECH | 12/16/17 | * | 21 | 3-5 | .600 | 1-1 | 1,000 | 2-2 | 1,000 | 0 | 0 | 0 | 3.4 | 3 | 1 | 0 | 0 | 2 | 9 | 10.0 | |
| vs UCLA | 12/23/17 | | 31 | 3-7 | .429 | 0-2 | .000 | 0-0 | .000 | 1 | 2 | 3 | 3.4 | 2 | 5 | 1 | 0 | 1 | 6 | 9.6 | |
| RV/RV LOUISVILLE | 12/29/17 | | 33 | 9-16 | .563 | 1-2 | .500 | 5-6 | .833 | 2 | 3 | 5 | 3.5 | 0 | 4 | 1 | 0 | 3 | 24 | 10.8 | |
| GEORGIA | 12/31/17 | | 33 | 4-9 | .444 | 1-1 | 1,000 | 12-13 | .923 | 3 | 2 | 5 | 3.6 | 0 | 4 | 1 | 2 | 3 | 21 | 11.6 | |
| at LSU | 01/03/18 | | 32 | 7-16 | .438 | 1-2 | .500 | 3-3 | 1,000 | 0 | 2 | 2 | 3.5 | 1 | 4 | 3 | 1 | 2 | 18 | 12.1 | |
| at #23/22 Tennessee | 01/06/18 | | 38 | 1-6 | .167 | 0-0 | .000 | 1-2 | .500 | 2 | 1 | 3 | 3.5 | 0 | 6 | 5 | 0 | 2 | 3 | 11.5 | |
| TEXAS A&M | 01/09/18 | * | 39 | 6-10 | .600 | 0-0 | .000 | 4-6 | .667 | 1 | 6 | 7 | 3.7 | 1 | 5 | 3 | 2 | 1 | 16 | 11.8 | |
| at Vanderbilt | 01/13/18 | * | 39 | 7-11 | .636 | 1-1 | 1,000 | 7-10 | .700 | 0 | 4 | 4 | 3.7 | 3 | 6 | 3 | 0 | 0 | 22 | 12.4 | |
| at South Carolina | 01/16/18 | * | 28 | 3-9 | .333 | 0-1 | .000 | 0-0 | .000 | 0 | 3 | 3 | 3.7 | 4 | 0 | 6 | 1 | 0 | 6 | 12.0 | |
| FLORIDA | 01/20/18 | * | 35 | 4-12 | .333 | 1-1 | 1,000 | 1-2 | .500 | 0 | 4 | 4 | 3.7 | 2 | 6 | 4 | 0 | 1 | 10 | 11.9 | |
| MISSISSIPPI STATE | 01/23/18 | * | 35 | 6-15 | .400 | 0-3 | .000 | 4-4 | 1,000 | 0 | 4 | 4 | 3.7 | 1 | 6 | 0 | 0 | 0 | 16 | 12.1 | |
| at #17 West Virginia | 01/27/18 | * | 32 | 3-7 | .429 | 0-1 | .000 | 0-2 | .000 | 0 | 5 | 5 | 3.8 | 2 | 5 | 4 | 2 | 0 | 6 | 11.8 | |
| VANDERBILT | 01/30/18 | * | 38 | 12-19 | .632 | 1-1 | 1,000 | 5-5 | 1,000 | 0 | 1 | 1 | 3.6 | 3 | 3 | 3 | 1 | 1 | 30 | 12.6 | |
| at Mizou | 02/03/18 | * | 35 | 5-16 | .313 | 0-3 | .000 | 5-5 | 1,000 | 2 | 0 | 2 | 3.6 | 3 | 6 | 2 | 0 | 2 | 15 | 12.7 | |
| Totals | | | 10 | 723 | 105-221 | .475 | 12-31 | .387 | 71-86 | .826 | 17 | 65 | 82 | 3.6 | 40 | 101 | 62 | 11 | 39 | 293 | 12.7 |

Games played: 23
Minutes/game: 31.4
Points/game: 12.7
FG Pct: 47.5
3FG Pct: 38.7
FT Pct: 82.6

Rebounds/game: 3.6
Assists/game: 4.4
Turnovers/game: 2.7
Assist/turnover ratio: 1.6
Steals/game: 1.7
Blocks/game: 0.5

Superlatives

| Season Stats | | Career Stats | |
|----------------|----|----------------|----|
| 10+ points | 15 | 10+ points | 15 |
| 20+ points | 4 | 20+ points | 4 |
| 3+ assists | 20 | 3+ assists | 20 |
| 3+ steals | 5 | 3+ steals | 5 |
| 10+ rebounds | - | 10+ rebounds | - |
| Double-doubles | - | Double-doubles | - |
| Dunks | 5 | Dunks | 5 |

Career Statistics

| Year | GP-GS | Min-Avg | FG-FGA | Pct | 3FG-FGA | Pct | FT-FTA | Pct | Off-Def-Tot-Avg | PF-FO | Ast | TO | Blk | Stl | Pts | Avg |
|---------|-------|----------|---------|------|---------|------|--------|------|-----------------|-------|-----|----|-----|-----|-----|------|
| 2017-18 | 23-10 | 723-31.4 | 105-221 | .475 | 12-31 | .387 | 71-86 | .826 | 17-65-82-3.6 | 40-0 | 101 | 62 | 11 | 39 | 293 | 12.7 |
| TOTAL | 23-10 | 723-31.4 | 105-221 | .475 | 12-31 | .387 | 71-86 | .826 | 17-65-82-3.6 | 40-0 | 101 | 62 | 11 | 39 | 293 | 12.7 |



PJ Washington

Freshman • F • 6-7 • 236 lbs • Dallas
Findlay Prep • Undeclared/Exploratory Studies in
Communication

25

Bio Blast

- Scored a career-high 22 points in the win vs. Mississippi State
- Has scored 10 or more in 10 of the last 17
- Four blocks behind Nick Richards for the team lead with 24
- Said to have lost 15 pounds in the two and a half weeks leading up to the Monmouth game, in which he had his first career 20-point game in addition to four blocks. Averaging 12.4 points since
- Posted a double-double against Vermont, the Wildcats' first of the season
- On the preseason watch list for the Karl Malone Award, presented annually by the Naismith Memorial Basketball Hall of Fame to the nation's top power forward
- Rated as high as the No. 12 overall prospect in the class of 2017 rankings by ESPN
- All-USA Boys Basketball Second Team
- Played in the 2017 McDonald's All American Game and the Jordan Brand Classic
- Won most valuable player honors at the inaugural Allen Iverson Roundball Classic
- Started all five games and averaged 10.0 points and 4.0 rebounds for the gold-medal winning 2016 USA Men's U18 National Team in Chile
- Suited up for Coach Calipari and Team USA at the 2017 FIBA U19 World Cup

Season Averages

| | |
|------------------------|------|
| Games played: | 23 |
| Minutes/game: | 27.3 |
| Points/game: | 10.3 |
| FG Pct: | 50.9 |
| 3FG Pct: | 21.1 |
| FT Pct: | 60.7 |
| Rebounds/game: | 5.1 |
| Assists/game: | 2.0 |
| Turnovers/game: | 2.0 |
| Assist/turnover ratio: | 1.0 |
| Steals/game: | 0.7 |
| Blocks/game: | 1.0 |

Season Highs

| | |
|-------------------|---|
| Points..... | 22, vs. MISSISSIPPI STATE (01/23/18) |
| FG Made..... | 8, at LSU (01/03/18) |
| FG Attempts..... | 14, vs. VERMONT (11/12/17) |
| 3FG Made..... | 1, 4x, last at Vanderbilt (01/13/18) |
| 3FG Attempts..... | 2, 5x, last at Mizzou (02/03/18) |
| FT Made..... | 10, vs. MISSISSIPPI STATE (01/23/18) |
| FT Attempts..... | 14, vs. MISSISSIPPI STATE (01/23/18) |
| Rebounds..... | 10, vs. VERMONT (11/12/17) |
| Assists..... | 5, vs. VIRGINIA TECH (12/16/17) |
| Steals..... | 3, twice, last vs. MISSISSIPPI STATE (01/23/18) |
| Blocks..... | 4, twice, last vs. Monmouth (12/09/17) |
| Minutes..... | 38, at Vanderbilt (01/13/18) |

Career Highs

| | |
|-------------------|---|
| Points..... | 22, vs. MISSISSIPPI STATE (01/23/18) |
| FG Made..... | 8, at LSU (01/03/18) |
| FG Attempts..... | 14, vs. VERMONT (11/12/17) |
| 3FG Made..... | 1, 4x, last at Vanderbilt (01/13/18) |
| 3FG Attempts..... | 2, 5x, last at Mizzou (02/03/18) |
| FT Made..... | 10, vs. MISSISSIPPI STATE (01/23/18) |
| FT Attempts..... | 14, vs. MISSISSIPPI STATE (01/23/18) |
| Rebounds..... | 10, vs. VERMONT (11/12/17) |
| Assists..... | 5, vs. VIRGINIA TECH (12/16/17) |
| Steals..... | 3, twice, last vs. MISSISSIPPI STATE (01/23/18) |
| Blocks..... | 4, twice, last vs. Monmouth (12/09/17) |
| Minutes..... | 38, at Vanderbilt (01/13/18) |

Game-By-Game

| Opponent | Date | gs | min | Total | | 3-Pointers | | Free throws | | Rebounds | | | | pf | a | t/o | blk | stl | pts | avg | |
|-----------------------|----------|----|-----|-------|--------|------------|-------|-------------|--------|----------|-----|-----|-----|-----|----|-----|-----|-----|------|------|------|
| | | | | fg | fga | pct | 3fg | 3fga | pct | ft | fta | pct | off | | | | | | | | def |
| UTAH VALLEY | 11/10/17 | * | 19 | 1-1 | 1.000 | 0-0 | .000 | 3-6 | .500 | 1 | 2 | 3 | 3.0 | 2 | 2 | 4 | 0 | 0 | 5 | 5.0 | |
| VERMONT | 11/12/17 | * | 35 | 7-14 | .500 | 0-0 | .000 | 3-7 | .429 | 2 | 8 | 10 | 6.5 | 2 | 2 | 2 | 1 | 0 | 17 | 11.0 | |
| vs #4/3 Kansas | 11/14/17 | * | 24 | 0-3 | .000 | 0-0 | .000 | 2-2 | 1.000 | 0 | 2 | 2 | 5.0 | 3 | 3 | 4 | 4 | 0 | 2 | 8.0 | |
| ETSU | 11/17/17 | * | 29 | 6-8 | .750 | 0-0 | .000 | 0-5 | .000 | 5 | 3 | 8 | 5.8 | 5 | 4 | 6 | 1 | 0 | 12 | 9.0 | |
| TROY | 11/20/17 | * | 22 | 2-4 | .500 | 0-0 | .000 | 0-0 | .000 | 3 | 5 | 8 | 6.2 | 3 | 4 | 4 | 0 | 0 | 4 | 8.0 | |
| FORT WAYNE | 11/22/17 | * | 25 | 2-5 | .400 | 0-1 | .000 | 3-8 | .375 | 1 | 2 | 3 | 5.7 | 1 | 0 | 0 | 0 | 0 | 7 | 7.8 | |
| UIC | 11/26/17 | * | 24 | 6-7 | .857 | 0-0 | .000 | 5-7 | .714 | 1 | 4 | 5 | 5.6 | 3 | 4 | 1 | 1 | 0 | 17 | 9.1 | |
| HARVARD | 12/2/17 | * | 18 | 1-2 | .500 | 0-0 | .000 | 1-2 | .500 | 1 | 4 | 5 | 5.5 | 5 | 1 | 1 | 0 | 0 | 3 | 8.4 | |
| vs Monmouth | 12/9/17 | * | 32 | 5-8 | .625 | 1-2 | .500 | 9-9 | 1.000 | 2 | 4 | 6 | 5.6 | 2 | 1 | 3 | 4 | 0 | 20 | 9.7 | |
| RV/RV VIRGINIA TECH | 12/16/17 | * | 33 | 4-10 | .400 | 1-2 | .500 | 2-4 | .500 | 2 | 3 | 5 | 5.5 | 1 | 5 | 2 | 1 | 1 | 11 | 9.8 | |
| vs UCLA | 12/23/17 | * | 27 | 3-8 | .375 | 0-1 | .000 | 3-3 | 1.000 | 3 | 1 | 4 | 5.4 | 0 | 1 | 0 | 1 | 1 | 9 | 9.7 | |
| RV/RV LOUISVILLE | 12/29/17 | * | 31 | 5-10 | .500 | 0-1 | .000 | 6-6 | 1.000 | 2 | 5 | 7 | 5.5 | 1 | 2 | 2 | 1 | 0 | 16 | 10.3 | |
| GEORGIA | 12/31/17 | * | 15 | 2-5 | .400 | 0-1 | .000 | 3-6 | .500 | 1 | 1 | 2 | 5.2 | 5 | 1 | 0 | 2 | 1 | 7 | 10.0 | |
| at LSU | 01/03/18 | * | 36 | 8-11 | .727 | 0-1 | .000 | 2-4 | .500 | 3 | 3 | 6 | 5.3 | 3 | 2 | 1 | 2 | 0 | 18 | 10.6 | |
| at #23/22 Tennessee | 01/06/18 | * | 23 | 6-8 | .750 | 0-1 | .000 | 1-3 | .333 | 0 | 3 | 3 | 5.1 | 1 | 1 | 2 | 2 | 3 | 13 | 10.7 | |
| TEXAS A&M | 01/09/18 | * | 32 | 5-11 | .455 | 1-2 | .500 | 5-10 | .500 | 1 | 3 | 4 | 5.1 | 4 | 3 | 0 | 0 | 2 | 16 | 11.1 | |
| at Vanderbilt | 01/13/18 | * | 38 | 2-4 | .500 | 1-1 | 1.000 | 5-8 | .625 | 3 | 5 | 8 | 5.2 | 2 | 2 | 4 | 0 | 0 | 10 | 11.0 | |
| at South Carolina | 01/16/18 | * | 33 | 2-3 | .667 | 0-1 | .000 | 6-10 | .600 | 0 | 2 | 2 | 5.1 | 4 | 2 | 2 | 0 | 2 | 10 | 10.9 | |
| FLORIDA | 01/20/18 | * | 28 | 3-10 | .300 | 0-1 | .000 | 0-0 | .000 | 3 | 4 | 7 | 5.2 | 1 | 0 | 1 | 1 | 1 | 6 | 10.7 | |
| MISSISSIPPI STATE | 01/23/18 | * | 31 | 6-10 | .600 | 0-2 | .000 | 10-14 | .714 | 2 | 4 | 6 | 5.2 | 2 | 2 | 2 | 3 | 22 | 11.3 | | |
| at #7/7 West Virginia | 01/27/18 | * | 11 | 1-3 | .333 | 0-0 | .000 | 0-0 | .000 | 1 | 1 | 2 | 5.0 | 3 | 0 | 2 | 1 | 0 | 2 | 10.8 | |
| VANDERBILT | 01/30/18 | * | 33 | 2-6 | .333 | 0-0 | .000 | 2-2 | 1.000 | 1 | 4 | 5 | 5.0 | 2 | 3 | 1 | 0 | 2 | 6 | 10.6 | |
| at Mizzou | 02/03/18 | * | 30 | 2-8 | .250 | 0-2 | .000 | 0-1 | .000 | 3 | 4 | 7 | 5.1 | 3 | 1 | 1 | 0 | 1 | 4 | 10.3 | |
| Totals | | | 22 | 629 | 81-159 | .509 | 4-19 | 211 | 71-117 | .607 | 41 | 77 | 118 | 5.1 | 58 | 46 | 45 | 24 | 17 | 237 | 10.3 |

Games played: 23
Minutes/game: 27.3
Points/game: 10.3
FG Pct: 50.9
3FG Pct: 21.1
FT Pct: 60.7

Rebounds/game: 5.1
Assists/game: 2.0
Turnovers/game: 2.0
Assist/turnover ratio: 1.0
Steals/game: 0.7
Blocks/game: 1.0

Superlatives

| Season Stats | | Career Stats | |
|----------------|----|----------------|----|
| 10+ points | 12 | 10+ points | 12 |
| 20+ points | 2 | 20+ points | 2 |
| 3+ blocks | 2 | 3+ blocks | 2 |
| 3+ assists | 7 | 3+ assists | 7 |
| 10+ rebounds | 1 | 10+ rebounds | 1 |
| Double-doubles | 1 | Double-doubles | 1 |
| Dunks | 19 | Dunks | 19 |

Career Statistics

| Year | GP-GS | Min-Avg | FG-FGA | Pct | 3FG-FGA | Pct | FT-FTA | Pct | Off-Def-Tot-Avg | PF-FO | Ast | TO | Blk | Stl | Pts | Avg |
|---------|-------|----------|--------|------|---------|------|--------|------|-----------------|-------|-----|----|-----|-----|-----|------|
| 2017-18 | 23-22 | 629-27.3 | 81-159 | .509 | 4-19 | .211 | 71-117 | .607 | 41-77-118-5.1 | 58-3 | 46 | 45 | 24 | 17 | 237 | 10.3 |
| TOTAL | 23-22 | 629-27.3 | 81-159 | .509 | 4-19 | .211 | 71-117 | .607 | 41-77-118-5.1 | 58-3 | 46 | 45 | 24 | 17 | 237 | 10.3 |

Dillon Pulliam

30

RS-Junior • G • 6-3 • 195 lbs • Cynthiana, Ky.
Transylvania University • Computer Engineering



Bio Blast

- Made his first two appearances of the season in consecutive games at the end of November, against Fort Wayne and UIC
- Made six appearances during the 2016-17 season
- Sat out the 2015-16 season due to NCAA transfer rules
- Played his freshman season at Transylvania University where he averaged 4.8 points and 3.4 rebounds per game
- SEC Academic Honor Roll member
- Dean's List for the fall 2016 and spring 2017 semesters
- Took a mission trip to Belize during summer 2016 with Sports Reach

Season Averages

| | |
|-----------------------|-----|
| Games played | 4 |
| Minutes/game | 0.8 |
| Points/game | |
| FG Pct. | |
| 3FG Pct. | |
| FT Pct. | |
| Rebounds/game | |
| Assists/game | |
| Turnovers/game | |
| Assist/turnover ratio | |
| Steals/game | |
| Blocks/game | |

Season Highs

| | |
|--------------|--------------------------------------|
| Points | |
| FG Made | |
| FG Attempts | |
| 3FG Made | |
| 3FG Attempts | |
| FT Made | |
| FT Attempts | |
| Rebounds | |
| Assists | |
| Steals | |
| Blocks | |
| Minutes | 1,3x, last vs. LOUISVILLE (12/29/17) |

Career Highs

| | |
|--------------|--|
| Points | |
| FG Made | |
| FG Attempts | 1, vs. Arizona St. (11/28/16) |
| 3FG Made | |
| 3FG Attempts | |
| FT Made | |
| FT Attempts | |
| Rebounds | 1, vs. DUQUESNE (11/20/16) |
| Assists | 1, vs. DUQUESNE (11/20/16) |
| Steals | |
| Blocks | |
| Minutes | 2, three times, last vs. TEXAS A&M (1/3/7) |

Game-By-Game

| Opponent | Date | gs | min | Total fg-fga | pct | 3-Pointers 3fg-fga | pct | Free throws ft-fta | pct | Rebounds off | def | tot | avg | pf | a | t/o | blk | stl | pts | avg | |
|----------------------|----------|-----|-----|--------------|------|--------------------|------|--------------------|------|--------------|-----|-----|-----|-----|---|-----|-----|-----|-----|-----|-----|
| UTAH VALLEY | 11/10/17 | dnp | | | | | | | | | | | | | | | | | | | |
| VERMONT | 11/12/17 | dnp | | | | | | | | | | | | | | | | | | | |
| vs #4/3 Kansas | 11/14/17 | dnp | | | | | | | | | | | | | | | | | | | |
| ETSU | 11/17/17 | dnp | | | | | | | | | | | | | | | | | | | |
| TROY | 11/20/17 | dnp | | | | | | | | | | | | | | | | | | | |
| FORT WAYNE | 11/22/17 | 1 | | 0-0 | .000 | 0-0 | .000 | 0-0 | .000 | 0 | 0 | 0 | 0.0 | 0 | 0 | 0 | 0 | 0 | 0 | 0 | 0.0 |
| UIC | 11/26/17 | 1 | | 0-0 | .000 | 0-0 | .000 | 0-0 | .000 | 0 | 0 | 0 | 0.0 | 0 | 0 | 0 | 0 | 0 | 0 | 0 | 0.0 |
| HARVARD | 12/2/17 | dnp | | | | | | | | | | | | | | | | | | | |
| vs Monmouth | 12/9/17 | 0 | | 0-0 | .000 | 0-0 | .000 | 0-0 | .000 | 0 | 0 | 0 | 0.0 | 0 | 0 | 0 | 0 | 0 | 0 | 0 | 0.0 |
| RV/RV VIRGINIA TECH | 12/16/17 | dnp | | | | | | | | | | | | | | | | | | | |
| vs UCLA | 12/23/17 | dnp | | | | | | | | | | | | | | | | | | | |
| RV/RV LOUISVILLE | 12/29/17 | 1 | | 0-0 | .000 | 0-0 | .000 | 0-0 | .000 | 0 | 0 | 0 | 0.0 | 0 | 0 | 0 | 0 | 0 | 0 | 0 | 0.0 |
| GEORGIA | 12/31/17 | dnp | | | | | | | | | | | | | | | | | | | |
| at LSU | 01/03/18 | dnp | | | | | | | | | | | | | | | | | | | |
| at #23/22 Tennessee | 01/06/18 | dnp | | | | | | | | | | | | | | | | | | | |
| TEXAS A&M | 01/09/18 | dnp | | | | | | | | | | | | | | | | | | | |
| at Vanderbilt | 01/13/18 | dnp | | | | | | | | | | | | | | | | | | | |
| at South Carolina | 01/16/18 | dnp | | | | | | | | | | | | | | | | | | | |
| FLORIDA | 01/20/18 | dnp | | | | | | | | | | | | | | | | | | | |
| MISSISSIPPI STATE | 01/23/18 | dnp | | | | | | | | | | | | | | | | | | | |
| at #17 West Virginia | 01/27/18 | dnp | | | | | | | | | | | | | | | | | | | |
| VANDERBILT | 01/30/18 | dnp | | | | | | | | | | | | | | | | | | | |
| at Mizzou | 02/03/18 | dnp | | | | | | | | | | | | | | | | | | | |
| Totals | | | 0 | 3 | 0-0 | .000 | 0-0 | .000 | 0-0 | .000 | 0 | 0 | 0 | 0.0 | 0 | 0 | 0 | 0 | 0 | 0 | 0.0 |

Games played: 4
Minutes/game: 0.8

Superlatives

| Season Stats | Career Stats |
|----------------|--------------|
| 10+ points | - |
| 20+ points | - |
| 3+ assists | - |
| 3+ steals | - |
| 10+ rebounds | - |
| Double-doubles | - |
| Dunks | - |

Career Statistics

| Year | GP-GS | Min-Avg | FG-FGA | Pct | 3FG-FGA | Pct | FT-FTA | Pct | Off-Def-Tot-Avg | PF-FO | Ast | TO | Blk | Stl | Pts | Avg |
|--------------|-------------|---------------|------------|-------------|------------|-------------|------------|-------------|------------------|------------|----------|----------|----------|----------|----------|------------|
| 2016-17 | 6-0 | 8-1.3 | 0-1 | .000 | 0-0 | .000 | 0-0 | .000 | 0-1-1-0.2 | 0-0 | 1 | 1 | 0 | 0 | 0 | 0.0 |
| 2017-18 | 4-0 | 3-0.8 | 0-0 | .000 | 0-0 | .000 | 0-0 | .000 | 0-0-0-0.0 | 0-0 | 0 | 0 | 0 | 0 | 0 | 0.0 |
| TOTAL | 10-0 | 11-1.1 | 0-1 | .000 | 0-0 | .000 | 0-0 | .000 | 0-1-1-0.1 | 0-0 | 1 | 1 | 0 | 0 | 0 | 0.0 |



Wenyen Gabriel

32

Sophomore • F • 6-9 • 205 lbs • Manchester, N.H.
Wilbraham & Monson Academy • Pre-Communication

Bio Blast

- Pronunciation: WHEN-yen
- Averaging 5.7 rebounds per game, tied with Kevin Knox for most on the team (minimum 10 games played)
- Has pulled in six or more rebounds in six of the last seven games and in 13 games this season
- Two back of Nick Richards for the team lead with 26 blocks this season
- Had his eight-game streak of at least one made 3-point field goal snapped at Vanderbilt
- Grabbed 10 rebounds and hit two key 3-pointers in the SEC-opening win over Georgia
- Scored a season-high 16 points vs. UCLA, including a career-high-tying three 3s
 - It was his most points since his career-high 23 vs. LSU on Feb. 7, 2017
- Grabbed a team-high 13 rebounds and tied for the team high with three blocks vs. Utah Valley
- Leading returner for the Wildcats. Top returner in terms of minutes, scoring, rebounds, assists, blocks and steals
- Appeared in 38 games, making 23 starts as a freshman
- Recorded a double-double with 11 points and 10 rebounds in the exhibition win vs. Thomas More
- Had a career-high 23 points, tying his personal bests for 3-pointers made (three) and free throws made (six) to go along with eight rebounds vs. LSU last season
- Pulled down a career-high 16 rebounds against Auburn, the most by a Wildcat since Julius Randle

Game-By-Game

| Opponent | Date | gs | min | Total | | 3-Pointers | | Free throws | | Rebounds | | | | pf | a | t/b | blk | stl | pts | avg |
|----------------------|----------|----------|------------|---------------|-------------|--------------|-------------|--------------|-------------|-----------|-----------|------------|------------|-----------|-----------|-----------|-----------|-----------|------------|------------|
| | | | | fg-fga | pct | 3fg-fga | pct | ft-fra | pct | off | def | tot | avg | | | | | | | |
| UTAH VALLEY | 11/10/17 | 23 | 3-13 | .231 | 1-4 | .250 | 0-0 | .000 | 6 | 7 | 13 | 13.0 | 3 | 3 | 0 | 3 | 1 | 7 | 7.0 | |
| VERMONT | 11/12/17 | 20 | 1-2 | .500 | 0-1 | .000 | 0-0 | .000 | 0 | 2 | 2 | 7.5 | 3 | 1 | 1 | 1 | 0 | 2 | 4.5 | |
| vs #4/3 Kansas | 11/14/17 | 18 | 1-3 | .333 | 0-1 | .000 | 1-2 | .500 | 0 | 2 | 2 | 5.7 | 3 | 0 | 1 | 1 | 1 | 3 | 4.0 | |
| ETSU | 11/17/17 | 18 | 2-4 | .500 | 1-2 | .500 | 0-1 | .000 | 1 | 3 | 4 | 5.3 | 1 | 1 | 0 | 1 | 0 | 5 | 4.3 | |
| TROY | 11/20/17 | 27 | 3-5 | .600 | 1-2 | .500 | 5-6 | .833 | 1 | 5 | 6 | 5.4 | 2 | 1 | 1 | 2 | 0 | 12 | 5.8 | |
| FORT WAYNE | 11/22/17 | 19 | 3-4 | .750 | 1-2 | .500 | 2-5 | .400 | 2 | 8 | 10 | 6.2 | 1 | 1 | 4 | 0 | 1 | 9 | 6.3 | |
| UIC | 11/26/17 | 23 | 1-4 | .250 | 1-3 | .333 | 0-0 | .000 | 1 | 3 | 4 | 5.9 | 3 | 2 | 0 | 2 | 1 | 3 | 5.9 | |
| HARVARD | 12/2/17 | 22 | 1-3 | .333 | 0-0 | .000 | 3-4 | .750 | 0 | 2 | 2 | 5.4 | 1 | 0 | 1 | 2 | 3 | 5 | 5.8 | |
| vs Monmouth | 12/9/17 | 23 | 3-5 | .600 | 1-3 | .333 | 1-3 | .333 | 1 | 3 | 4 | 5.2 | 3 | 0 | 0 | 3 | 1 | 8 | 6.0 | |
| RV/RV VIRGINIA TECH | 12/16/17 | 21 | 3-5 | .600 | 1-2 | .500 | 0-0 | .000 | 3 | 6 | 9 | 5.6 | 3 | 0 | 2 | 0 | 1 | 7 | 6.1 | |
| vs UCLA | 12/23/17 | 26 | 6-10 | .600 | 3-4 | .750 | 1-2 | .500 | 6 | 0 | 6 | 5.6 | 3 | 0 | 1 | 1 | 2 | 16 | 7.0 | |
| RV/RV LOUISVILLE | 12/29/17 | 23 | 1-2 | .500 | 1-1 | 1.000 | 0-0 | .000 | 2 | 5 | 7 | 5.8 | 2 | 1 | 2 | 2 | 0 | 3 | 6.7 | |
| GEORGIA | 12/31/17 | 34 | 2-9 | .222 | 2-5 | .400 | 0-0 | .000 | 3 | 7 | 10 | 6.1 | 4 | 0 | 3 | 1 | 1 | 6 | 6.6 | |
| at LSU | 01/03/18 | 22 | 1-3 | .333 | 1-3 | .333 | 1-2 | .500 | 1 | 3 | 4 | 5.9 | 3 | 1 | 0 | 0 | 3 | 4 | 6.4 | |
| at #23/22 Tennessee | 01/06/18 | 19 | 4-5 | .800 | 3-4 | .750 | 0-1 | .000 | 0 | 1 | 1 | 5.6 | 5 | 1 | 1 | 0 | 1 | 11 | 6.7 | |
| TEXAS A&M | 01/09/18 | 32 | 1-5 | .200 | 1-4 | .250 | 0-0 | .000 | 0 | 3 | 3 | 5.4 | 4 | 0 | 3 | 0 | 1 | 3 | 6.5 | |
| at Vanderbilt | 01/13/18 | 29 | 3-8 | .375 | 0-4 | .000 | 1-4 | .250 | 2 | 7 | 9 | 5.6 | 2 | 1 | 2 | 1 | 2 | 7 | 6.5 | |
| at South Carolina | 01/16/18 | 15 | 1-1 | 1.000 | 0-0 | .000 | 1-1 | 1.000 | 1 | 5 | 6 | 5.7 | 5 | 0 | 1 | 1 | 0 | 3 | 6.3 | |
| FLORIDA | 01/20/18 | 19 | 4-6 | .667 | 1-3 | .333 | 1-1 | 1.000 | 1 | 6 | 7 | 5.7 | 3 | 0 | 2 | 0 | 0 | 10 | 6.5 | |
| MISSISSIPPI STATE | 01/23/18 | 19 | 3-6 | .500 | 1-2 | .500 | 0-0 | .000 | 3 | 3 | 6 | 5.8 | 4 | 0 | 0 | 0 | 0 | 7 | 6.6 | |
| at #17 West Virginia | 01/27/18 | 28 | 1-7 | .143 | 0-4 | .000 | 4-4 | 1.000 | 5 | 4 | 9 | 5.9 | 3 | 3 | 0 | 3 | 0 | 6 | 6.5 | |
| VANDERBILT | 01/30/18 | 31 | 0-2 | .000 | 0-2 | .000 | 0-0 | .000 | 2 | 4 | 6 | 5.9 | 3 | 0 | 2 | 0 | 1 | 0 | 6.2 | |
| at Mizzou | 02/03/18 | 18 | 3-8 | .375 | 1-5 | .200 | 1-2 | .500 | 0 | 1 | 1 | 5.7 | 4 | 0 | 1 | 1 | 1 | 8 | 6.3 | |
| Totals | | 1 | 529 | 51-120 | .425 | 21-61 | .344 | 22-38 | .579 | 41 | 90 | 131 | 5.7 | 68 | 16 | 27 | 26 | 20 | 145 | 6.3 |

Games played: 23
Minutes/game: 23.0
Points/game: 6.3
FG Pct: 42.5
3FG Pct: 34.4
FT Pct: 57.9

Rebounds/game: 5.7
Assists/game: 0.7
Turnovers/game: 1.2
Assist/turnover ratio: 0.6
Steals/game: 0.9
Blocks/game: 1.1

Season Averages

| | |
|------------------------|------|
| Games played: | 23 |
| Minutes/game: | 23.0 |
| Points/game: | 6.3 |
| FG Pct: | 42.5 |
| 3FG Pct: | 34.4 |
| FT Pct: | 57.9 |
| Rebounds/game: | 5.7 |
| Assists/game: | 0.7 |
| Turnovers/game: | 1.2 |
| Assist/turnover ratio: | 0.6 |
| Steals/game: | 0.9 |
| Blocks/game: | 1.1 |

Season Highs

| | |
|-------------------|--|
| Points..... | 16, vs. UCLA (12/23/17) |
| FG Made..... | 6, vs. UCLA (12/23/17) |
| FG Attempts..... | 13, vs. UTAH VALLEY (11/10/17) |
| 3FG Made..... | 3, twice, last at Tennessee (01/06/18) |
| 3FG Attempts..... | 5, twice, last at Mizzou (02/03/18) |
| FT Made..... | 5, vs. TROY (11/20/17) |
| FT Attempts..... | 6, vs. TROY (11/20/17) |
| Rebounds..... | 13, vs. UTAH VALLEY (11/10/17) |
| Assists..... | 3, twice, last at West Virginia (01/27/18) |
| Steals..... | 3, twice, last at LSU (1/3/18) |
| Blocks..... | 3, 3x, last at West Virginia (01/27/18) |
| Minutes..... | 34, vs. GEORGIA (12/31/17) |

Career Highs

| | |
|-------------------|---|
| Points..... | 23, vs. LSU (2/7/17) |
| FG Made..... | 7, vs. LSU (2/7/17) |
| FG Attempts..... | 13, vs. UTAH VALLEY (11/10/17) |
| 3FG Made..... | 3, 5x, last at Tennessee (01/06/18) |
| 3FG Attempts..... | 8 vs. SOUTH CAROLINA (1/21/17) |
| FT Made..... | 6, twice, last vs. LSU (2/7/17) |
| FT Attempts..... | 7, vs. LSU (2/7/17) |
| Rebounds..... | 16, vs. AUBURN (1/14/17) |
| Assists..... | 6, vs. CLEVELAND STATE (11/23/16) |
| Steals..... | 3, 3x, last at LSU (1/3/18) |
| Blocks..... | 3, 6x, last at West Virginia (01/27/18) |
| Minutes..... | 34, vs. GEORGIA (12/31/17) |

Superlatives

| Season Stats | | Career Stats | |
|----------------|---|----------------|----|
| 10+ points | 4 | 10+ points | 11 |
| 20+ points | - | 20+ points | 1 |
| 3+ blocks | 3 | 3+ blocks | 6 |
| 3+ steals | 2 | 3+ steals | 3 |
| 10+ rebounds | 3 | 10+ rebounds | 5 |
| Double-doubles | - | Double-doubles | 1 |
| Dunks | 3 | Dunks | 8 |

Career Statistics

| Year | GP-GS | Min-Avg | FG-FGA | Pct | 3FG-FGA | Pct | FT-FTA | Pct | Off-Def-Tot-Avg | PF-FO | Ast | TO | Blk | Stl | Pts | Avg |
|--------------|--------------|------------------|----------------|-------------|---------------|-------------|--------------|-------------|------------------------|--------------|-----------|-----------|-----------|-----------|------------|------------|
| 2016-17 | 38-23 | 676-17.8 | 60-148 | .405 | 20-63 | .317 | 34-55 | .618 | 61-123-184-4.8 | 91-2 | 26 | 29 | 34 | 11 | 174 | 4.6 |
| 2017-18 | 23-1 | 529-23.0 | 51-120 | .425 | 21-61 | .344 | 22-38 | .579 | 41-90-131-5.7 | 68-2 | 16 | 27 | 26 | 20 | 145 | 6.3 |
| TOTAL | 61-24 | 1205-19.8 | 111-268 | .414 | 41-124 | .331 | 56-93 | .602 | 102-213-315-5.2 | 159-4 | 42 | 56 | 60 | 31 | 319 | 5.2 |

BOX SCORES

GAME ONE #5/4 KENTUCKY 73, UTAH VALLEY 63

Official Basketball Box Score -- Game Totals -- Final Statistics
Utah Valley vs Kentucky
11/17/17 7:00 pm at Rupp Arena - Lexington, KY

| Utah Valley 63 - 0 - 1 | | Kentucky 73 - 1 - 0 | |
|------------------------|-----------|---------------------|-----------|
| Player | Total | 3-Pr | Rebounds |
| FG | FGA | FT | FTA |
| 06 Mannens, Akkida | 3-4 | 0-0 | 3-3 |
| 07 Tooleen, Jake | 3-9 | 1-1 | 4-4 |
| 08 Randolph, Brandon | 4-7 | 1-2 | 1-2 |
| 11 Tooleen, Connor | 3-11 | 2-9 | 2-2 |
| 25 Oboe, Kenneth | 4-10 | 1-4 | 3-5 |
| 01 Calvert, Cory | 0-0 | 0-0 | 0-0 |
| 10 Nakwawash, Ben | 1-2 | 0-1 | 2-2 |
| 12 Tahvanainen, Joonas | 0-0 | 0-0 | 0-0 |
| 22 Neilson, Isaac | 5-10 | 0-1 | 0-0 |
| Team | 35 | 8 | 20 |

Totals 23-56 5-18 12-18 16 23 30 11 20 61 12 8 20 25
FG % 1st Half: 12-30 40.0% 2nd Half: 11-26 42.3% Game: 23-56 41.1% Double
3FG % 1st Half: 3-8 37.5% 2nd Half: 2-6 33.3% Game: 5-18 27.8% Rebounds
FT % 1st Half: 8-8 100.0% 2nd Half: 4-10 40.0% Game: 12-18 66.7%

| Kentucky 73 - 1 - 0 | | Utah Valley 63 - 0 - 1 | |
|-------------------------|-----------|------------------------|-----------|
| Player | Total | 3-Pr | Rebounds |
| FG | FGA | FT | FTA |
| 04 Richards, Nick | 4-7 | 0-0 | 2-3 |
| 05 Knox, Kevin | 3-13 | 1-4 | 5-6 |
| 25 Washington, PJ | 1-1 | 0-0 | 3-6 |
| 02 Diallo, Hamidou | 8-16 | 2-4 | 0-0 |
| 22 Gilgou-Alexander | 5-9 | 2-2 | 0-0 |
| 00 Green, Quade | 0-4 | 0-0 | 1-1 |
| 01 Killeys-Jones, Sacha | 2-3 | 0-0 | 2-2 |
| 32 Gabriel, Wenyen | 3-13 | 1-4 | 0-0 |
| Team | 30 | 3 | 11 |

Totals 26-66 5-15 16-23 18 26 38 17 14 8 11 20 25
FG % 1st Half: 7-34 20.6% 2nd Half: 19-32 59.4% Game: 26-66 39.4% Double
3FG % 1st Half: 3-8 37.5% 2nd Half: 1-4 25.0% Game: 4-12 33.3% Rebounds
FT % 1st Half: 9-11 81.8% 2nd Half: 7-12 58.3% Game: 16-23 69.6%

Officials: Joe Lindsay, Todd Austin, Nate Green
Technical fouls: Utah Valley-None; Kentucky-None
Attendance: 19807

| Score by periods | | 1st | 2nd | Total |
|------------------|----|-----|-----|-------|
| Utah Valley | 34 | 29 | 63 | |
| Kentucky | 23 | 48 | 73 | |

Last FG: UTVALLY 12:00:00 UK 2nd:00:00
Largest lead: UTVALLY by 12 2nd:19:26 UK by 14 2nd:26:55
UTVALLY lead for 17:08 UK lead for 04:04 Game was tied for 02:48

Score tied - 5 times
Lead changed - 4 times

GAME TWO #5/4 KENTUCKY 73, VERMONT 69

Official Basketball Box Score -- Game Totals -- Final Statistics
Vermont vs Kentucky
11/12/17 3:30 pm at Rupp Arena - Lexington, KY

| Vermont 69 - 0 - 1 | | Kentucky 73 - 1 - 0 | |
|-----------------------|--------------|---------------------|-------------|
| Player | Total | 3-Pr | Rebounds |
| FG | FGA | FT | FTA |
| 05 Lamb, Anthony | 5-9 | 2-4 | 3-4 |
| 05 Herison, Payton | 3-9 | 2-6 | 1-2 |
| 02 Bell-Haynes, Brett | 8-15 | 0-2 | 1-0 |
| 20 Duncan, Ernie | 3-11 | 3-10 | 1-2 |
| 21 Duncan, Everett | 1-3 | 1-3 | 0-0 |
| 00 Smith, Stef | 0-1 | 0-0 | 0-0 |
| 11 Nash, Skyler | 1-1 | 1-1 | 0-0 |
| 14 Ward, Cam | 0-1 | 0-1 | 0-0 |
| 25 Urahart, Drew | 5-8 | 1-1 | 2-3 |
| Team | 26-58 | 10-29 | 7-13 |

Totals 26-58 10-29 7-13 6 2 27 18 6 14 7 1 20 27
FG % 1st Half: 10-31 32.3% 2nd Half: 16-27 59.3% Game: 26-58 44.8% Double
3FG % 1st Half: 3-13 23.1% 2nd Half: 7-14 50.0% Game: 10-29 34.5% Rebounds
FT % 1st Half: 1-2 50.0% 2nd Half: 6-11 54.5% Game: 7-13 53.8%

| Kentucky 73 - 1 - 0 | | Vermont 69 - 0 - 1 | |
|-------------------------|--------------|--------------------|-------------|
| Player | Total | 3-Pr | Rebounds |
| FG | FGA | FT | FTA |
| 04 Richards, Nick | 1-2 | 0-0 | 2-2 |
| 05 Knox, Kevin | 3-10 | 1-4 | 4-4 |
| 25 Washington, PJ | 1-1 | 0-0 | 3-6 |
| 00 Green, Quade | 6-11 | 2-2 | 1-3 |
| 02 Diallo, Hamidou | 6-13 | 2-4 | 0-0 |
| 01 Killeys-Jones, Sacha | 1-2 | 0-0 | 1-1 |
| 22 Gilgou-Alexander | 1-2 | 0-0 | 2-2 |
| 32 Gabriel, Wenyen | 1-2 | 0-1 | 0-0 |
| Team | 26-56 | 10-29 | 7-13 |

Totals 26-56 10-29 7-13 6 2 27 18 6 14 7 1 20 27
FG % 1st Half: 14-31 45.2% 2nd Half: 12-25 48.0% Game: 26-56 46.4% Double
3FG % 1st Half: 1-4 25.0% 2nd Half: 7-14 50.0% Game: 8-18 44.4% Rebounds
FT % 1st Half: 9-11 81.8% 2nd Half: 11-14 78.6% Game: 16-23 69.6%

Officials: Tony Henderson, Patrick Evans, Will Howard
Technical fouls: Vermont-None; Kentucky-Washington, PJ
Attendance: 20174

| Score by periods | | 1st | 2nd | Total |
|------------------|----|-----|-----|-------|
| Vermont | 24 | 45 | 69 | |
| Kentucky | 36 | 33 | 73 | |

Last FG: VERMONT 02:01:42 UK 2nd:03:13
Largest lead: VERMONT by 2 1st:19:13 UK by 14 2nd:05:15
VERMONT lead for 05:04 UK lead for 37:00 Game was tied for 01:51

Score tied - 2 times
Lead changed - 5 times

GAME THREE #4/3 KANSAS 65, #7/4 KENTUCKY 61

Official Basketball Box Score -- Game Totals -- Final Statistics
Kentucky vs Kansas
11/14/17 8:30 pm at United Center - Chicago, IL

| Kentucky 61 - 2 - 1 | | Kansas 65 - 2 - 0 | |
|-------------------------|--------------|-------------------|--------------|
| Player | Total | 3-Pr | Rebounds |
| FG | FGA | FT | FTA |
| 25 Washington, PJ | 0-3 | 0-0 | 2-2 |
| 04 Richards, Nick | 1-4 | 0-0 | 0-0 |
| 05 Knox, Kevin | 8-13 | 3-6 | 1-2 |
| 00 Green, Quade | 2-7 | 0-2 | 1-1 |
| 02 Diallo, Hamidou | 4-11 | 0-3 | 0-0 |
| 01 Killeys-Jones, Sacha | 4-6 | 0-0 | 3-3 |
| 14 Wynnward, Tai | 0-1 | 0-0 | 0-0 |
| 22 Gilgou-Alexander | 3-7 | 0-1 | 0-0 |
| 32 Gabriel, Wenyen | 1-3 | 0-1 | 1-2 |
| Team | 23-55 | 3-13 | 12-18 |

Totals 23-55 3-13 12-18 10 29 39 20 6 14 18 10 1 1 20 27
FG % 1st Half: 11-25 44.0% 2nd Half: 12-30 40.0% Game: 23-55 41.8% Double
3FG % 1st Half: 3-7 42.9% 2nd Half: 0-6 0.0% Game: 3-13 23.1% Rebounds
FT % 1st Half: 8-10 80.0% 2nd Half: 4-8 50.0% Game: 12-18 66.7%

| Kansas 65 - 2 - 0 | | Kentucky 61 - 2 - 1 | |
|---------------------|--------------|---------------------|-------------|
| Player | Total | 3-Pr | Rebounds |
| FG | FGA | FT | FTA |
| 05 Anzabuko, Lidoka | 4-5 | 0-0 | 3-8 |
| 10 Mykhailuk, Svi | 7-18 | 3-10 | 1-1 |
| 14 Newman, Malik | 4-14 | 2-6 | 1-8 |
| 32 Vick, Lagenard | 4-13 | 1-4 | 0-0 |
| 00 Graham, Devonte | 3-14 | 1-6 | 4-5 |
| 00 Garrett, Marcus | 1-3 | 1-2 | 0-0 |
| 44 Lightfoot, Mitch | 0-1 | 0-0 | 0-0 |
| Team | 24-68 | 8-28 | 9-16 |

Totals 24-68 8-28 9-16 18 21 39 15 65 17 11 2 12 20 27
FG % 1st Half: 13-38 34.2% 2nd Half: 11-30 36.7% Game: 24-68 35.3% Double
3FG % 1st Half: 4-15 26.7% 2nd Half: 4-13 30.8% Game: 8-28 28.6% Rebounds
FT % 1st Half: 4-7 57.1% 2nd Half: 5-9 55.6% Game: 9-16 56.3%

Officials: Joe DiBella, Roger Ayers, Ron Groover
Technical fouls: Kentucky-None; Kansas-None
Attendance: 21684

| Score by periods | | 1st | 2nd | Total |
|------------------|----|-----|-----|-------|
| Kentucky | 28 | 33 | 61 | |
| Kansas | 32 | 33 | 65 | |

Last FG: UK 12:30:00 KU 2nd:00:00
Largest lead: UK by 2 2nd:17:52 UK by 11 1st:14:08
UK lead for 04:10 KU lead for 31:00 Game was tied for 04:50

Score tied - 10 times
Lead changed - 12 times

GAME FOUR #7/4 KENTUCKY 78, ETSU 61

Official Basketball Box Score -- Game Totals -- Final Statistics
ETSU vs Kentucky
11/17/17 7:00 pm at Rupp Arena - Lexington, KY

| ETSU 61 - 2 - 2 | | Kentucky 78 - 1 - 0 | |
|-----------------------|--------------|---------------------|--------------|
| Player | Total | 3-Pr | Rebounds |
| FG | FGA | FT | FTA |
| 02 Burrell, David | 5-15 | 0-6 | 0-0 |
| 33 Armus, Midden | 1-2 | 0-0 | 2-4 |
| 01 Bradford, Devonta | 2-11 | 0-0 | 2-2 |
| 11 Payne, Devontavius | 2-12 | 2-9 | 0-1 |
| 07 McCloud, Jason | 1-6 | 1-4 | 1-2 |
| 00 Obi-Rapu, Kanyaro | 0-3 | 1-2 | 1-0 |
| 02 Hodges, Bo | 0-0 | 0-0 | 1-1 |
| 05 Williams, Jason | 5-7 | 1-3 | 0-0 |
| 05 Jurkin, Peter | 7-8 | 1-2 | 0-7 |
| 20 Harrison, James | 0-3 | 0-0 | 2-0 |
| 24 Long, Jermaine | 2-4 | 0-0 | 0-3 |
| Team | 22-68 | 9-16 | 19-31 |

Totals 22-68 9-16 19-31 9 14 18 31 9 14 16 2 8 20 27
FG % 1st Half: 12-32 37.5% 2nd Half: 10-36 27.8% Game: 22-68 32.4% Double
3FG % 1st Half: 6-18 33.3% 2nd Half: 3-15 20.0% Game: 9-31 28.9% Rebounds
FT % 1st Half: 0-0 0.0% 2nd Half: 9-14 64.3% Game: 9-16 56.3%

| Kentucky 78 - 1 - 0 | | ETSU 61 - 2 - 2 | |
|-------------------------|--------------|-----------------|--------------|
| Player | Total | 3-Pr | Rebounds |
| FG | FGA | FT | FTA |
| 04 Richards, Nick | 1-1 | 0-0 | 0-1 |
| 05 Knox, Kevin | 6-13 | 4-7 | 1-4 |
| 25 Washington, PJ | 1-6 | 0-0 | 5-8 |
| 00 Green, Quade | 8-13 | 5-5 | 1-1 |
| 02 Diallo, Hamidou | 9-17 | 4-11 | 2-2 |
| 01 Killeys-Jones, Sacha | 3-7 | 0-1 | 1-2 |
| 14 Wynnward, Tai | 0-0 | 0-0 | 1-1 |
| 22 Gilgou-Alexander | 4-6 | 1-1 | 1-2 |
| 32 Gabriel, Wenyen | 2-4 | 1-2 | 0-1 |
| Team | 33-58 | 9-16 | 13-21 |

Totals 33-58 9-16 13-21 40 20 78 17 22 8 4 20 27
FG % 1st Half: 16-29 55.2% 2nd Half: 17-29 58.6% Game: 33-58 54.9% Double
3FG % 1st Half: 4-9 44.4% 2nd Half: 5-7 71.4% Game: 9-16 56.3% Rebounds
FT % 1st Half: 0-0 0.0% 2nd Half: 9-14 64.3% Game: 9-16 56.3%

Officials: Doug Spons, Don Dally, Gerald Williams
Technical fouls: ETSU-None; Kentucky-None
Attendance: 20148

| Score by periods | | 1st | 2nd | Total |
|------------------|----|-----|-----|-------|
| ETSU | 30 | 31 | 61 | |
| Kentucky | 36 | 42 | 78 | |

Last FG: ETSU 2nd:00:30 UK 2nd:01:00
Largest lead: ETSU by 10 1st:12:18 UK by 21 2nd:01:15
ETSU lead for 12:16 UK lead for 25:10 Game was tied for 02:24

Score tied - 0 times
Lead changed - 13 times

GAME FIVE #8/8 KENTUCKY 70, TROY 62

Official Basketball Box Score -- Game Totals -- Final Statistics
Troy vs Kentucky
11/20/17 8:00 pm at Rupp Arena - Lexington, KY

| Troy 62 - 2 - 3, 0 - 0 | | Kentucky 70 - 1 - 0 | |
|------------------------|--------------|---------------------|--------------|
| Player | Total | 3-Pr | Rebounds |
| FG | FGA | FT | FTA |
| 23 Varnado, Jordan | 1-15 | 0-4 | 1-2 |
| 24 Hopkins, Shawn | 0-2 | 0-1 | 2-2 |
| 20 Hicks, Alex | 1-9 | 0-0 | 1-1 |
| 05 Baker, Kevin | 4-14 | 2-9 | 5-7 |
| 05 Person, Wesley | 6-16 | 2-6 | 3-3 |
| 05 Johnson, Jayvan | 5-7 | 3-3 | 2-4 |
| 02 Adams, Darlan | 0-2 | 0-1 | 0-0 |
| 05 Davis, Jr, Juan | 0-1 | 0-0 | 1-1 |
| 05 Burnett, Malik | 0-0 | 0-0 | 0-0 |
| 11 Miller, B.J. | 4-5 | 0-0 | 2-2 |
| Team | 23-64 | 4-17 | 12-16 |

Totals 23-64 4-17 12-16 24 6 30 20 9 6 5 5 20 27
FG % 1st Half: 9-31 29.0% 2nd Half: 14-33 42.4% Game: 23-64 36.9% Double
3FG % 1st Half: 1-14 7.1% 2nd Half: 3-13 23.1% Game: 4-27 14.8% Rebounds
FT % 1st Half: 6-9 66.7% 2nd Half: 6-7 85.7% Game: 12-16 75.0%

| Kentucky 70 - 1 - 0 | | Troy 62 - 2 - 3, 0 - 0 | |
|-------------------------|--------------|------------------------|--------------|
| Player | Total | 3-Pr | Rebounds |
| FG | FGA | FT | FTA |
| 04 Richards, Nick | 1-5 | 0-0 | 2-4 |
| 05 Knox, Kevin | 3-10 | 1-4 | 5-6 |
| 25 Washington, PJ | 1-2 | 0-0 | 3-8 |
| 00 Green, Quade | 5-10 | 2-2 | 0-3 |
| 02 Diallo, Hamidou | 0-1 | 0-0 | 2-3 |
| 01 Killeys-Jones, Sacha | 1-4 | 0-0 | 1-3 |
| 14 Wynnward, Tai | 0-0 | 0-0 | 2-3 |
| 22 Gilgou-Alexander | 2-5 | 1-2 | 0-0 |
| 32 Gabriel, Wenyen | 2-5 | 1-2 | 0-1 |
| Team | 26-59 | 10-21 | 15-38 |

Totals 26-59 10-21 15-38 16 10 36 17 13 6 2 20 27
FG % 1st Half: 16-37 43.2% 2nd Half: 10-22 45.5% Game: 26-59 44.1% Double
3FG % 1st Half: 1-4 25.0% 2nd Half: 2-5 40.0% Game: 3-9 33.3% Rebounds
FT % 1st Half: 8-13 61.5% 2nd Half: 7-13 53.8% Game: 15-23 65.2%

Officials: Terry Ogilvie, Garin Shannon, Nate Green
Technical fouls: Troy-None; Kentucky-None
Attendance: 19548

| Score by periods | | 1st | 2nd | Total |
|------------------|----|-----|-----|-------|
| Troy | 25 | 37 | 62 | |
| Kentucky | 25 | 45 | 70 | |

Last FG: TROY 2nd:01:00 UK 2nd:00:00
Largest lead: TROY by 10 1st:12:18 UK by 21 2nd:01:15
TROY lead for 00:00 UK lead for 36:14 Game was tied for 04:44

Score tied - 0 times
Lead changed - 0 times

GAME SIX #8/8 KENTUCKY 86, FORT WAYNE 67

Official Basketball Box Score -- Game Totals -- Final Statistics
Fort Wayne vs Kentucky
11/22/17 8:00 pm at Rupp Arena - Lexington, KY

| Fort Wayne 67 - 3 - 2, 0 - 0 | | Kentucky 86 - 5 - 1, 0 - 0 | |
|------------------------------|-------|----------------------------|----------|
| Player | Total | 3-Pr | Rebounds |
| FG | FGA | FT | FTA |
| 22 Taylor, Xzavier | 1-5 | 0-3 | 3-4 |
| 01 Scott, Bryson | 4-7 | 1-4 | 2-2 |
| 05 Levitch, Jay | 4-12 | 1-4 | 0-0 |
| 33 Harrell, Kasan | 4-14 | 4-11 | 0-0 |
| 05 Konchar, John | 7-13 | 5-9 | 1-2 |
| 11 Carl, Dylan | 2-3 | 0-0 | 1-2 |
| 21 King, Jordan | 1-3 | 0-0 | 1-1 |

BOX SCORES

GAME 10 #8/5 KENTUCKY 93, RV/RV VIRGINIA TECH 86

Official Basketball Box Score -- Game Totals -- Final Statistics
Virginia Tech vs Kentucky
12/17/17 7:00 pm at Rupp Arena - Lexington, KY
Virginia Tech 86 • 92-0-0

| ## | Player | Total | | | 3-Ptr | | | Rebounds | | | PF | TP | A | To | Bk | Sl | Min |
|---------------|-------------------|-----------|-----------|-----------|-----------|-----------|-----------|----------|-----------|-----------|-----------|-----------|-----------|----------|----------|------------|-----|
| | | FG | FGA | FT | FTA | FG | FGA | FT | FTA | Off | | | | | | | |
| 04 | Blackshear, Kerry | 7 | 11 | 1 | 2 | 3 | 4 | 1 | 4 | 5 | 18 | 2 | 4 | 0 | 0 | 22 | |
| 05 | Knox, Walker, N | 9 | 3 | 0 | 1 | 3 | 4 | 2 | 6 | 2 | 4 | 0 | 0 | 0 | 0 | 26 | |
| 05 | Robinson, Justin | 6 | 13 | 2 | 5 | 6 | 2 | 3 | 5 | 4 | 19 | 9 | 3 | 0 | 1 | 38 | |
| 10 | Bibbs, Justin | 9 | 5 | 10 | 2 | 6 | 0 | 1 | 1 | 2 | 12 | 2 | 1 | 1 | 38 | | |
| 13 | Hill, Ahmad | 7 | 7 | 10 | 1 | 1 | 0 | 1 | 2 | 2 | 0 | 2 | 0 | 0 | 34 | | |
| 01 | Jackson, Tyvin | 0 | 0 | 0 | 0 | 0 | 0 | 0 | 0 | 0 | 0 | 0 | 0 | 0 | 1 | | |
| 11 | Wilson, Derrin | 1 | 1 | 0 | 0 | 0 | 0 | 0 | 2 | 2 | 2 | 0 | 0 | 0 | 10 | | |
| 16 | Clark, Chris | 3 | 4 | 2 | 1 | 3 | 1 | 1 | 0 | 1 | 4 | 2 | 0 | 1 | 31 | | |
| Team | | | | | | | | | | | | | | | | | |
| Totals | | 32 | 55 | 10 | 22 | 17 | 17 | 6 | 24 | 30 | 22 | 18 | 19 | 1 | 3 | 200 | |

FG % 1st Half: 18.2% 42.1% 2nd Half: 24.2% 53.9% Game: 22.5% 52.2% Double
3FG % 1st Half: 7.1% 58.3% 2nd Half: 3.1% 30.0% Game: 10.2% 45.5% Rebounds
FT % 1st Half: 4.5% 80.0% 2nd Half: 8.1% 66.7% Game: 12.1% 70.6% 2.1

Kentucky 93 • 91-0-0

| ## | Player | Total | | | 3-Ptr | | | Rebounds | | | PF | TP | A | To | Bk | Sl | Min |
|---------------|----------------------|-----------|-----------|-----------|-----------|-----------|-----------|-----------|-----------|-----------|-----------|-----------|----------|----------|------------|----|-----|
| | | FG | FGA | FT | FTA | FG | FGA | FT | FTA | Off | | | | | | | |
| 04 | Richards, Nick | 7 | 3 | 5 | 0 | 2 | 3 | 3 | 6 | 1 | 1 | 1 | 3 | 0 | 0 | 22 | |
| 05 | Knox, Kevin | 7 | 15 | 2 | 5 | 6 | 1 | 3 | 4 | 2 | 1 | 2 | 1 | 0 | 1 | 35 | |
| 25 | Washington, PJ | 4 | 10 | 1 | 2 | 4 | 2 | 3 | 5 | 1 | 1 | 5 | 2 | 1 | 0 | 33 | |
| 03 | Diallo, Hamidou | 9 | 7 | 16 | 4 | 2 | 2 | 3 | 5 | 2 | 2 | 3 | 0 | 3 | 34 | | |
| 22 | Gileoux-Alexander | 9 | 3 | 5 | 1 | 1 | 2 | 2 | 0 | 0 | 3 | 1 | 0 | 0 | 21 | | |
| 00 | Green, Quade | 6 | 12 | 2 | 5 | 4 | 1 | 0 | 1 | 1 | 1 | 7 | 5 | 0 | 0 | 27 | |
| 01 | Killeya-Jones, Sacha | 0 | 0 | 0 | 0 | 0 | 0 | 0 | 0 | 0 | 0 | 0 | 0 | 0 | 7 | | |
| 32 | Gabriel, Wenyen | 3 | 5 | 1 | 2 | 0 | 1 | 2 | 0 | 1 | 7 | 2 | 0 | 1 | 21 | | |
| Team | | | | | | | | | | | | | | | | | |
| Totals | | 33 | 68 | 11 | 22 | 16 | 24 | 14 | 19 | 33 | 16 | 11 | 4 | 8 | 200 | | |

FG % 1st Half: 16.3% 45.7% 2nd Half: 17.3% 51.5% Game: 33.6% 48.5% Double
3FG % 1st Half: 7.1% 53.8% 2nd Half: 4.9% 44.4% Game: 11.3% 40.0% Rebounds
FT % 1st Half: 2.4% 50.0% 2nd Half: 14.2% 70.0% Game: 16.2% 66.7% 4.1

Officials: Tony Greene, Don Daily, Jamie Luckie
Technical fouls: Virginia Tech none; Kentucky none.
Attendance: 22690

| Score by periods | 1st | 2nd | Total |
|------------------|-----|-----|-------|
| Kentucky | 47 | 39 | 86 |
| Virginia Tech | 41 | 52 | 93 |

Last FG - VT 2nd 00:11, UK 2nd 00:50
Largest lead - VT by 8 1st 01:08, UK by 8 2nd 03:06
VT lead for 15:32, UK lead for 08:49, Game was tied for 04:45

Points
VT 44
UK 31

In Off 2nd Fast
VT 14 13 12 8 24
UK 16 11 8 7 41

Score tied - 8 times
Lead changed - 11 times

GAME 11 #12/13 UCLA 83, #7/6 KENTUCKY 75

Official Basketball Box Score -- Game Totals -- Final Statistics
UCLA vs Kentucky
12/23/17 3 p.m. at Smoothie King Center, New Orleans, La.

UCLA 83 • 9-3

| ## | Player | Total | | | 3-Ptr | | | Rebounds | | | PF | TP | A | To | Bk | Sl | Min |
|---------------|-----------------|-----------|-----------|-----------|-----------|-----------|-----------|-----------|-----------|-----------|-----------|-----------|-----------|----------|------------|----|-----|
| | | FG | FGA | FT | FTA | FG | FGA | FT | FTA | Off | | | | | | | |
| 14 | Coloman, Gyorgy | 1 | 2 | 0 | 0 | 0 | 0 | 0 | 2 | 5 | 7 | 4 | 2 | 0 | 2 | 25 | |
| 40 | Welsh, Thomas | 4 | 11 | 3 | 6 | 0 | 2 | 9 | 11 | 4 | 13 | 1 | 2 | 0 | 3 | 35 | |
| 03 | Holiday, Aaron | 9 | 7 | 14 | 2 | 6 | 4 | 1 | 2 | 3 | 20 | 8 | 7 | 0 | 2 | 36 | |
| 13 | Wilkes, Kris | 9 | 7 | 15 | 3 | 9 | 3 | 4 | 2 | 3 | 5 | 1 | 2 | 0 | 1 | 35 | |
| 23 | Ali, Prince | 4 | 7 | 2 | 2 | 3 | 1 | 2 | 3 | 1 | 2 | 0 | 2 | 0 | 1 | 20 | |
| 00 | Clesinski, Alex | 0 | 2 | 0 | 0 | 1 | 4 | 2 | 0 | 0 | 0 | 0 | 0 | 0 | 2 | 18 | |
| 04 | Harris, Jaylen | 10 | 5 | 2 | 2 | 0 | 2 | 0 | 14 | 2 | 1 | 0 | 1 | 0 | 24 | | |
| 05 | Smith, Chris | 0 | 0 | 0 | 0 | 0 | 0 | 0 | 0 | 0 | 0 | 0 | 0 | 0 | 5 | | |
| 34 | Okafor, Ikenna | 0 | 0 | 0 | 0 | 0 | 0 | 0 | 0 | 1 | 0 | 0 | 0 | 0 | 2 | | |
| Team | | | | | | | | | | | | | | | | | |
| Totals | | 29 | 61 | 12 | 30 | 13 | 15 | 11 | 26 | 17 | 14 | 83 | 14 | 2 | 120 | | |

FG % 1st Half: 16.3% 48.2% 2nd Half: 13.2% 46.4% Game: 29.6% 47.5% Double
3FG % 1st Half: 6.4% 21.5% 2nd Half: 12.3% 40.0% Game: 12.3% 40.0% Rebounds
FT % 1st Half: 6.4% 50.0% 2nd Half: 12.3% 92.3% Game: 11.5% 86.7% 2

Kentucky 75 • 9-2

| ## | Player | Total | | | 3-Ptr | | | Rebounds | | | PF | TP | A | To | Bk | Sl | Min |
|---------------|----------------------|-----------|-----------|-----------|-----------|-----------|-----------|-----------|-----------|-----------|-----------|-----------|----------|----------|------------|----|-----|
| | | FG | FGA | FT | FTA | FG | FGA | FT | FTA | Off | | | | | | | |
| 04 | Richards, Nick | 7 | 3 | 5 | 0 | 1 | 2 | 1 | 5 | 1 | 7 | 2 | 2 | 1 | 0 | 27 | |
| 05 | Knox, Kevin | 7 | 15 | 2 | 5 | 6 | 1 | 3 | 4 | 2 | 1 | 2 | 1 | 0 | 1 | 35 | |
| 25 | Washington, PJ | 4 | 10 | 1 | 2 | 4 | 2 | 3 | 5 | 1 | 1 | 5 | 2 | 1 | 0 | 33 | |
| 03 | Diallo, Hamidou | 9 | 7 | 16 | 4 | 2 | 2 | 3 | 5 | 2 | 2 | 3 | 0 | 3 | 34 | | |
| 22 | Gileoux-Alexander | 9 | 3 | 5 | 1 | 1 | 2 | 2 | 0 | 0 | 3 | 1 | 0 | 0 | 21 | | |
| 00 | Green, Quade | 6 | 12 | 2 | 5 | 4 | 1 | 0 | 1 | 1 | 1 | 7 | 5 | 0 | 0 | 27 | |
| 01 | Killeya-Jones, Sacha | 0 | 0 | 0 | 0 | 0 | 0 | 0 | 0 | 0 | 0 | 0 | 0 | 0 | 7 | | |
| 32 | Gabriel, Wenyen | 3 | 5 | 1 | 2 | 0 | 1 | 2 | 0 | 1 | 7 | 2 | 0 | 1 | 21 | | |
| Team | | | | | | | | | | | | | | | | | |
| Totals | | 29 | 62 | 11 | 26 | 16 | 20 | 16 | 20 | 33 | 16 | 14 | 3 | 8 | 200 | | |

FG % 1st Half: 14.4% 39.0% 2nd Half: 13.7% 48.1% Game: 29.6% 47.5% Double
3FG % 1st Half: 2.0% 20.0% 2nd Half: 4.1% 36.4% Game: 6.2% 28.6% Rebounds
FT % 1st Half: 6.4% 50.0% 2nd Half: 6.0% 60.0% Game: 11.6% 68.8% 2.1

Officials: Vernie Harris, Doug Shoop, Jeff Cant
Technical fouls: UCLA none; Kentucky none.
Attendance: 8119
CBS Sports Classic, Game 2

| Score by periods | 1st | 2nd | Total |
|------------------|-----|-----|-------|
| Kentucky | 39 | 44 | 83 |
| UCLA | 37 | 46 | 83 |

Last FG - UCLA 2nd 03:33, UK 2nd 03:58
Largest lead - UCLA by 12 2nd 07:33, UK by 8 1st 04:32
UK lead for 15:32, UK lead for 08:49, Game was tied for 02:56

Points
UCLA 44
UK 39

In Off 2nd Fast
UCLA 22 17 20 14 16
UK 19 11 8 7 41

Score tied - 3 times
Lead changed - 8 times

GAME 13 #16/15 KENTUCKY 66, GEORGIA 61

Official Basketball Box Score -- Game Totals -- Final Statistics
Georgia vs Kentucky
12/31/17 6:00 pm at Rupp Arena - Lexington, KY
Georgia 61 • 9-3, 0-1 SEC

| ## | Player | Total | | | 3-Ptr | | | Rebounds | | | PF | TP | A | To | Bk | Sl | Min |
|---------------|----------------------|-----------|-----------|-----------|-----------|-----------|-----------|-----------|-----------|-----------|----------|----------|----------|----------|------------|----|-----|
| | | FG | FGA | FT | FTA | FG | FGA | FT | FTA | Off | | | | | | | |
| 01 | Malen, Yante | 5 | 15 | 4 | 6 | 8 | 1 | 2 | 3 | 17 | 2 | 1 | 1 | 0 | 0 | 36 | |
| 13 | Wilridge, Etorion | 0 | 0 | 0 | 0 | 0 | 0 | 0 | 0 | 0 | 0 | 0 | 0 | 0 | 0 | | |
| 20 | Hammmons, Rayshawn | 5 | 7 | 0 | 1 | 2 | 5 | 1 | 1 | 0 | 1 | 0 | 0 | 0 | 0 | 28 | |
| 34 | Ogelsie, Derek | 6 | 7 | 0 | 1 | 3 | 3 | 6 | 4 | 13 | 0 | 4 | 0 | 0 | 0 | 28 | |
| 00 | Jackson III, William | 2 | 6 | 1 | 5 | 0 | 1 | 2 | 5 | 0 | 1 | 0 | 1 | 0 | 0 | 23 | |
| 02 | Harris, Jordan | 4 | 14 | 2 | 0 | 3 | 3 | 2 | 2 | 2 | 2 | 0 | 2 | 0 | 0 | 21 | |
| 03 | Parker, Juanan | 2 | 4 | 0 | 1 | 2 | 2 | 2 | 5 | 0 | 1 | 1 | 1 | 1 | 7 | | |
| 01 | Killeya-Jones, Sacha | 0 | 0 | 0 | 0 | 0 | 0 | 0 | 0 | 0 | 0 | 0 | 0 | 0 | 12 | | |
| 14 | Whynnyard, Dan | 4 | 9 | 1 | 1 | 2 | 0 | 2 | 1 | 4 | 1 | 3 | 0 | 0 | 0 | 21 | |
| 22 | Gileoux-Alexander | 2 | 9 | 2 | 5 | 0 | 1 | 0 | 1 | 0 | 0 | 0 | 0 | 0 | 6 | | |
| 32 | Gabriel, Wenyen | 2 | 9 | 2 | 5 | 0 | 1 | 0 | 1 | 0 | 0 | 0 | 0 | 0 | 19 | | |
| Team | | | | | | | | | | | | | | | | | |
| Totals | | 23 | 58 | 21 | 13 | 24 | 26 | 61 | 10 | 15 | 3 | 2 | 0 | 0 | 200 | | |

FG % 1st Half: 12.3% 34.3% 2nd Half: 11.2% 47.8% Game: 23.5% 39.7% Double
3FG % 1st Half: 0.1% 0.0% 2nd Half: 2.1% 20.0% Game: 2.1% 9.5% Rebounds
FT % 1st Half: 3.5% 42.9% 2nd Half: 6.1% 62.5% Game: 13.2% 61.9% 1.2

Kentucky 66 • 11-2, 1-0 SEC

| ## | Player | Total | | | 3-Ptr | | | Rebounds | | | PF | TP | A | To | Bk | Sl | Min |
|------|----------------------|-------|-----|----|-------|----|-----|----------|-----|-----|----|----|---|----|----|----|-----|
| | | FG | FGA | FT | FTA | FG | FGA | FT | FTA | Off | | | | | | | |
| 04 | Richards, Nick | 7 | 11 | 0 | 0 | 0 | 0 | 0 | 0 | 0 | 0 | 0 | 0 | 0 | 0 | 22 | |
| 05 | Knox, Kevin | 7 | 15 | 2 | 3 | 4 | 1 | 3 | 4 | 2 | 1 | 2 | 1 | 0 | 1 | 35 | |
| 25 | Washington, PJ | 4 | 10 | 1 | 2 | 4 | 2 | 3 | 5 | 1 | 1 | 5 | 2 | 1 | 0 | 33 | |
| 03 | Diallo, Hamidou | 9 | 7 | 16 | 4 | 2 | 2 | 3 | 5 | 2 | 2 | 3 | 0 | 3 | 34 | | |
| 22 | Gileoux-Alexander | 9 | 3 | 5 | 1 | 1 | 2 | 2 | 0 | 0 | 3 | 1 | 0 | 0 | 21 | | |
| 00 | Green, Quade | 6 | 12 | 2 | 5 | 4 | 1 | 0 | 1 | 1 | 1 | 7 | 5 | 0 | 0 | 27 | |
| 01 | Killeya-Jones, Sacha | 0 | 0 | 0 | 0 | 0 | 0 | 0 | 0 | 0 | 0 | 0 | 0 | 0 | 7 | | |
| 32 | Gabriel, Wenyen | 3 | 5 | 1 | 2 | 0 | 1 | 2 | 0 | 1 | 7 | 2 | 0 | 1 | 21 | | |
| Team | </ | | | | | | | | | | | | | | | | |

BOX SCORES

GAME 19

RV/RV FLORIDA 66, #18/16 KENTUCKY 64

Official Basketball Box Score - Game Totals - Final Statistics
 01/20/18 8:00 pm at Rupp Arena - Lexington, KY

| rv/rv Florida 66 • 14-5, 6-1 | | Kentucky 64 • 14-5, 4-3 | | | | | | | | | | | | |
|------------------------------|-------|-------------------------|----------|-------|-------|-----|----|----|----|----|-----|-----|---|-----|
| Player | Total | 3-Pr | Rebounds | | | PF | TP | A | T | Bk | Stl | Min | | |
| | FG | FGA | FT | FTA | Off | Def | | | | | | | | |
| 23 Stone, Keith | 1 | 5-9 | 2-4 | 2-3 | 1 | 2 | 3 | 4 | 14 | 1 | 0 | 23 | | |
| 13 Hayes, Kevarrius | 4 | 4-6 | 0-0 | 1-6 | 4 | 5 | 9 | 3 | 9 | 0 | 1 | 32 | | |
| 25 Washington, PJ | 1 | 0-8 | 0-5 | 2-2 | 3 | 6 | 9 | 1 | 2 | 0 | 0 | 31 | | |
| 05 Allen, Kevyn | 9 | 4-16 | 1-7 | 2-2 | 1 | 0 | 1 | 0 | 11 | 2 | 2 | 38 | | |
| 11 Chiozza, Chris | 9 | 5-11 | 1-5 | 2-2 | 0 | 6 | 6 | 1 | 13 | 8 | 0 | 34 | | |
| 00 Okunju, Mike | 0 | 0-0 | 0-0 | 0-0 | 0 | 0 | 0 | 1 | 0 | 0 | 0 | 6 | | |
| 03 Hudson, Jalen | 4 | 1-3 | 2-8 | 7-10 | 1 | 4 | 5 | 2 | 17 | 1 | 1 | 29 | | |
| 21 Bassett, Dontay | 0 | 0-0 | 0-0 | 0-0 | 0 | 0 | 0 | 0 | 0 | 0 | 0 | 5 | | |
| 24 Ballard, Dounoudrae | 0 | 0-2 | 0-1 | 0-0 | 0 | 0 | 0 | 0 | 0 | 0 | 0 | 2 | | |
| Team | | 22-66 | 4-18 | 30-40 | 16-25 | 14 | 24 | 38 | 14 | 66 | 12 | 7 | 4 | 200 |
| Totals | | 22-66 | 4-18 | 30-40 | 16-25 | 14 | 24 | 38 | 14 | 66 | 12 | 7 | 4 | 200 |

FG % 1st Half: 11.33 40.6% 2nd half: 11.34 32.4% Game: 22-66 33.3%
 3FG % 1st Half: 3-13 23.1% 2nd half: 3-17 17.6% Game: 6-30 20.0%
 FT % 1st Half: 6-12 50.0% 2nd half: 6-13 45.5% Game: 16-25 64.0%

| Kentucky 64 • 14-5, 4-3 | | Kentucky 64 • 14-5, 4-3 | | | | | | | | | | | |
|-------------------------|-------|-------------------------|----------|------|-----|-----|----|----|----|----|-----|-----|-----|
| Player | Total | 3-Pr | Rebounds | | | PF | TP | A | T | Bk | Stl | Min | |
| | FG | FGA | FT | FTA | Off | Def | | | | | | | |
| 04 Richards, Nick | 1 | 2-3 | 0-0 | 4-6 | 4 | 5 | 9 | 0 | 8 | 1 | 2 | 2 | 20 |
| 05 Knox, Kevin | 1 | 4-10 | 1-4 | 0-0 | 4 | 4 | 3 | 9 | 1 | 3 | 0 | 1 | 25 |
| 25 Washington, PJ | 1 | 3-10 | 0-1 | 0-0 | 4 | 7 | 1 | 6 | 0 | 1 | 1 | 28 | |
| 03 Diallo, Hamidou | 9 | 3-8 | 1-4 | 1-2 | 1 | 5 | 6 | 2 | 8 | 3 | 2 | 1 | 31 |
| 22 Gilgeous-Alexander | 9 | 4-12 | 1-1 | 1-2 | 0 | 4 | 2 | 10 | 6 | 4 | 0 | 1 | 35 |
| 00 Green, Quade | 1 | 1-8 | 0-0 | 0-0 | 0 | 0 | 1 | 2 | 0 | 0 | 0 | 17 | |
| 01 Killeya-Jones, Sacha | 3 | 3-3 | 0-0 | 1-2 | 1 | 3 | 3 | 7 | 3 | 0 | 0 | 12 | |
| 02 Vanderbilt, Jarred | 2 | 2-5 | 0-0 | 2-4 | 2 | 4 | 2 | 4 | 0 | 0 | 0 | 13 | |
| 32 Gabriel, Wenyen | 4 | 4-4 | 1-1 | 1-1 | 1 | 6 | 7 | 3 | 10 | 0 | 2 | 0 | 19 |
| Team | | 20-65 | 4-17 | 8-12 | 16 | 33 | 49 | 17 | 64 | 13 | 17 | 4 | 200 |
| Totals | | 20-65 | 4-17 | 8-12 | 16 | 33 | 49 | 17 | 64 | 13 | 17 | 4 | 200 |

FG % 1st Half: 13.33 40.6% 2nd half: 13.33 39.4% Game: 20-65 30.8%
 3FG % 1st Half: 0-6 0.0% 2nd half: 4-11 36.4% Game: 4-17 23.5%
 FT % 1st Half: 5-8 62.5% 2nd half: 3-4 50.0% Game: 8-12 66.7%

| Score by periods | | 1st | 2nd | Total |
|------------------|--|-----|-----|-------|
| Florida | | 33 | 33 | 66 |
| Kentucky | | 31 | 33 | 64 |

Points in Off 2nd Fast
 UK 28 12 6 23
 UK 38 9 12 6 23

Score lead: 12 times, Lead changed: 4 times.

GAME 20

RV/RV KENTUCKY 78, MISSISSIPPI ST. 65

Official Basketball Box Score - Game Totals - Final Statistics
 Mississippi State vs Kentucky
 01/23/18 9:00 pm at Rupp Arena - Lexington, KY

| Mississippi State 65 • 14-6, 2-5 | | Kentucky 78 • 15-5, 5-3 | | | | | | | | | | | |
|----------------------------------|-------|-------------------------|----------|------|-----|-----|----|----|----|----|-----|-----|-----|
| Player | Total | 3-Pr | Rebounds | | | PF | TP | A | T | Bk | Stl | Min | |
| | FG | FGA | FT | FTA | Off | Def | | | | | | | |
| 24 Ade, Abdul | 1 | 0-4 | 0-0 | 2-3 | 2 | 3 | 5 | 1 | 1 | 0 | 2 | 1 | 31 |
| 35 Holman, Aric | 1 | 3-6 | 0-3 | 0-0 | 1 | 5 | 6 | 4 | 6 | 0 | 2 | 3 | 21 |
| 00 Weatherston, Nick | 6 | 4-8 | 1-2 | 1 | 3 | 4 | 2 | 10 | 0 | 2 | 0 | 0 | 22 |
| 01 Peters, Lamar | 6 | 4-11 | 1-5 | 0-0 | 0 | 0 | 3 | 9 | 5 | 2 | 0 | 1 | 33 |
| 11 Weatherston, O | 6 | 8-16 | 1-5 | 2-2 | 3 | 6 | 9 | 3 | 19 | 6 | 2 | 0 | 31 |
| 02 Wright, Eli | 6 | 5-2 | 0-1 | 2-2 | 1 | 0 | 1 | 4 | 1 | 0 | 0 | 0 | 13 |
| 03 Stapleton, Xavian | 3 | 3-6 | 0-2 | 0-0 | 2 | 2 | 5 | 6 | 2 | 0 | 0 | 0 | 21 |
| 22 Feazell, KeyShawn | 0 | 0-0 | 0-0 | 0-0 | 0 | 0 | 0 | 0 | 0 | 0 | 0 | 0 | 3 |
| 23 Carter, Tyson | 2 | 2-11 | 2-10 | 1-1 | 0 | 1 | 2 | 7 | 2 | 0 | 0 | 2 | 23 |
| 45 Daltcher, EJ | 1 | 1-3 | 0-0 | 0-0 | 1 | 0 | 1 | 2 | 1 | 0 | 0 | 0 | 6 |
| Team | | 1 | 1 | 2 | 1 | 1 | 2 | 1 | 1 | 1 | 1 | 1 | 1 |
| Totals | | 26-67 | 5-29 | 8-10 | 10 | 21 | 23 | 65 | 16 | 11 | 4 | 5 | 200 |

FG % 1st Half: 13.33 39.4% 2nd half: 13.34 38.2% Game: 26-67 38.8%
 3FG % 1st Half: 3-14 21.4% 2nd half: 2-15 13.3% Game: 5-29 17.2%
 FT % 1st Half: 7-8 87.5% 2nd half: 1-2 50.0% Game: 8-10 80.0%

| Kentucky 78 • 15-5, 5-3 | | Kentucky 78 • 15-5, 5-3 | | | | | | | | | | | |
|-------------------------|-------|-------------------------|----------|-------|-----|-----|----|----|----|----|-----|-----|-----|
| Player | Total | 3-Pr | Rebounds | | | PF | TP | A | T | Bk | Stl | Min | |
| | FG | FGA | FT | FTA | Off | Def | | | | | | | |
| 04 Richards, Nick | 1 | 0-1 | 0-0 | 0-0 | 0 | 1 | 0 | 0 | 0 | 0 | 0 | 0 | 11 |
| 05 Knox, Kevin | 1 | 5-6 | 4-4 | 5-6 | 1 | 5 | 6 | 1 | 19 | 1 | 4 | 0 | 26 |
| 25 Washington, PJ | 1 | 6-10 | 0-2 | 10-14 | 2 | 4 | 6 | 22 | 2 | 2 | 2 | 3 | 31 |
| 03 Diallo, Hamidou | 9 | 3-8 | 0-2 | 0-1 | 0 | 7 | 2 | 6 | 3 | 2 | 2 | 2 | 27 |
| 22 Gilgeous-Alexander | 6 | 6-15 | 0-3 | 4-4 | 0 | 4 | 1 | 16 | 6 | 0 | 0 | 0 | 35 |
| 00 Green, Quade | 6 | 0-2 | 0-1 | 4-4 | 0 | 0 | 0 | 1 | 4 | 0 | 0 | 0 | 20 |
| 01 Killeya-Jones, Sacha | 1 | 1-3 | 0-0 | 1-2 | 1 | 3 | 2 | 0 | 1 | 0 | 0 | 0 | 10 |
| 02 Vanderbilt, Jarred | 1 | 1-3 | 0-0 | 4 | 3 | 7 | 2 | 2 | 0 | 0 | 1 | 0 | 11 |
| 32 Gabriel, Wenyen | 3 | 3-4 | 1-2 | 0-0 | 3 | 3 | 4 | 7 | 0 | 0 | 0 | 0 | 19 |
| Team | | 25-58 | 5-14 | 23-30 | 13 | 28 | 41 | 13 | 78 | 11 | 5 | 7 | 200 |
| Totals | | 25-58 | 5-14 | 23-30 | 13 | 28 | 41 | 13 | 78 | 11 | 5 | 7 | 200 |

FG % 1st Half: 13.31 41.9% 2nd half: 12.27 44.4% Game: 25-58 43.1%
 3FG % 1st Half: 3-8 37.5% 2nd half: 2-6 33.3% Game: 5-14 35.7%
 FT % 1st Half: 9-12 75.0% 2nd half: 14-18 77.8% Game: 23-30 76.7%

| Score by periods | | 1st | 2nd | Total |
|------------------|--|-----|-----|-------|
| Florida | | 36 | 29 | 65 |
| Kentucky | | 38 | 40 | 78 |

Points in Off 2nd Fast
 MS 34 13 6 15
 UK 38 12 6 15

Score lead: 10 times, Lead changed: 8 times.

GAME 21

RV/RV KENTUCKY 83, #7/7 WEST VIRGINIA 76

Official Basketball Box Score - Game Totals - Final Statistics
 Kentucky vs 7/7 West Virginia
 1/27/18 7:00 p.m. at WVU Coliseum, Morgantown, W.Va.

| Kentucky 83 • 16-5 | | Kentucky 83 • 16-5 | | | | | | | | | | | |
|-------------------------|-------|--------------------|----------|-------|-----|-----|----|----|----|----|-----|-----|-----|
| Player | Total | 3-Pr | Rebounds | | | PF | TP | A | T | Bk | Stl | Min | |
| | FG | FGA | FT | FTA | Off | Def | | | | | | | |
| 04 Richards, Nick | 1 | 2-4 | 0-0 | 5-6 | 2 | 6 | 8 | 4 | 9 | 0 | 2 | 1 | 20 |
| 05 Knox, Kevin | 1 | 11-17 | 5-8 | 7-8 | 4 | 3 | 7 | 1 | 34 | 0 | 1 | 0 | 35 |
| 25 Washington, PJ | 1 | 1-3 | 0-0 | 0-0 | 1 | 1 | 2 | 3 | 2 | 0 | 2 | 1 | 11 |
| 03 Diallo, Hamidou | 9 | 4-8 | 1-1 | 4-5 | 1 | 2 | 3 | 13 | 2 | 2 | 0 | 0 | 25 |
| 22 Gilgeous-Alexander | 9 | 3-7 | 0-1 | 0-2 | 0 | 5 | 2 | 6 | 5 | 4 | 2 | 0 | 32 |
| 00 Green, Quade | 2 | 2-5 | 2-4 | 2-2 | 0 | 2 | 2 | 1 | 8 | 4 | 0 | 1 | 27 |
| 01 Killeya-Jones, Sacha | 2 | 1-2 | 0-0 | 0-0 | 0 | 2 | 4 | 0 | 2 | 4 | 0 | 0 | 11 |
| 02 Vanderbilt, Jarred | 1 | 0-5 | 0-0 | 1-2 | 7 | 4 | 11 | 1 | 2 | 1 | 0 | 0 | 11 |
| 32 Gabriel, Wenyen | 1 | 2-7 | 0-4 | 4-4 | 5 | 4 | 9 | 3 | 0 | 3 | 0 | 0 | 28 |
| Team | | 1 | 1 | 2 | 1 | 2 | 1 | 1 | 1 | 2 | 1 | 1 | 2 |
| Totals | | 26-58 | 8-18 | 23-29 | 21 | 28 | 49 | 20 | 83 | 16 | 16 | 7 | 200 |

FG % 1st Half: 12.28 42.9% 2nd half: 14.30 46.7% Game: 26-58 44.8%
 3FG % 1st Half: 4-9 44.4% 2nd half: 4-9 44.4% Game: 8-18 44.4%
 FT % 1st Half: 5-11 45.5% 2nd half: 18-18 100.0% Game: 23-29 79.3%

| Kentucky 83 • 16-5 | | Kentucky 83 • 16-5 | | | | | | | | | | | |
|-----------------------|-------|--------------------|----------|-------|-----|-----|----|----|----|----|-----|-----|-----|
| Player | Total | 3-Pr | Rebounds | | | PF | TP | A | T | Bk | Stl | Min | |
| | FG | FGA | FT | FTA | Off | Def | | | | | | | |
| 02 Carter, Jevon | 9 | 2-0 | 4-5 | 4-4 | 1 | 2 | 3 | 26 | 7 | 2 | 0 | 2 | 38 |
| 03 Bolden, James | 6 | 6-12 | 5-10 | 0-0 | 0 | 1 | 1 | 17 | 0 | 1 | 0 | 1 | 17 |
| 04 Miles, Jr., Dakter | 2 | 0-4 | 3-4 | 0-1 | 1 | 2 | 7 | 3 | 1 | 0 | 1 | 0 | 27 |
| 13 Allen, Tedy | 2 | 2-0 | 0-0 | 1-3 | 1 | 0 | 1 | 2 | 1 | 0 | 0 | 0 | 8 |
| 14 Harter, Chase | 1 | 1-2 | 1-2 | 0-0 | 1 | 1 | 2 | 1 | 3 | 0 | 0 | 0 | 10 |
| 15 West, Lamont | 1 | 1-3 | 0-1 | 3-3 | 1 | 2 | 3 | 2 | 5 | 0 | 1 | 0 | 15 |
| 21 Harris, Wesley | 1 | 1-4 | 0-1 | 0-1 | 1 | 2 | 3 | 4 | 2 | 0 | 0 | 0 | 14 |
| 22 Ahmad, Esa | 0 | 0-7 | 0-1 | 0-0 | 3 | 1 | 4 | 1 | 0 | 1 | 0 | 1 | 20 |
| 25 Bender, Maciej | 1 | 1-1 | 0-0 | 0-0 | 2 | 2 | 4 | 1 | 3 | 0 | 0 | 0 | 19 |
| 31 Routt, Logan | 0 | 0-0 | 0-0 | 0-0 | 2 | 3 | 0 | 0 | 0 | 0 | 0 | 0 | 9 |
| 30 Konate, Saqaba | 6 | 6-9 | 0-0 | 1-3 | 2 | 4 | 6 | 4 | 13 | 1 | 0 | 1 | 23 |
| Team | | 3 | 3 | 4 | 3 | 4 | 3 | 1 | 4 | 3 | 1 | 4 | |
| Totals | | 27-68 | 10-24 | 12-18 | 17 | 17 | 34 | 76 | 12 | 6 | 7 | 6 | 200 |

FG % 1st Half: 16.34 47.1% 2nd half: 11.34 32.4% Game: 27-68 39.7%
 3FG % 1st Half: 7-12 58.3% 2nd half: 3-12 25.0% Game: 10-24 41.7%
 FT % 1st Half: 9-12 75.0% 2nd half: 3-4 50.0% Game: 12-18 66.7%

| Score by periods | | 1st | 2nd | Total |
|------------------|--|-----|-----|-------|
| Kentucky | | 33 | 50 | 83 |
| West Virginia | | 28 | 28 | 56 |



2017-18 Kentucky Men's Basketball
 Kentucky Combined Team Statistics (as of Feb 03, 2018)
 All games



| RECORD: | OVERALL | HOME | AWAY | NEUTRAL |
|----------------|---------|------|------|---------|
| ALL GAMES | 17-6 | 13-1 | 3-3 | 1-2 |
| CONFERENCE | 6-4 | 4-1 | 2-3 | 0-0 |
| NON-CONFERENCE | 11-2 | 9-0 | 1-0 | 1-2 |

| # | Player | gp-gs | min | avg | Total | | 3-Point | | F-Throw | | Rebounds | | | | pf | dq | a | to | blk | stl | pts | avg | | | |
|----------------|----------------------|-------|------|------|----------|------|---------|------|---------|-------|----------|-----|-----|------|-----|----|-----|-----|-----|-----|------|------|--|--|---|
| | | | | | fg-fga | fg% | 3fg-fga | 3fg% | ft-fa | ft% | off | def | tot | avg | | | | | | | | | | | |
| 05 | Knox, Kevin | 23-23 | 747 | 32.5 | 117-256 | .457 | 36-104 | .346 | 78-104 | .750 | 23 | 108 | 131 | 5.7 | 52 | 1 | 34 | 56 | 6 | 21 | 348 | 15.1 | | | |
| 22 | Gilgeous-Alexander | 23-10 | 723 | 31.4 | 105-221 | .475 | 12-31 | .387 | 71-86 | .826 | 17 | 65 | 82 | 3.6 | 40 | 0 | 101 | 62 | 11 | 39 | 293 | 12.7 | | | |
| 03 | Diallo, Hamidou | 23-23 | 639 | 27.8 | 99-228 | .434 | 17-52 | .327 | 61-98 | .622 | 22 | 78 | 100 | 4.3 | 65 | 3 | 37 | 38 | 7 | 21 | 276 | 12.0 | | | |
| 25 | Washington, PJ | 23-22 | 629 | 27.3 | 81-159 | .509 | 4-19 | .211 | 71-117 | .607 | 41 | 77 | 118 | 5.1 | 58 | 3 | 46 | 45 | 24 | 17 | 237 | 10.3 | | | |
| 00 | Green, Quade | 20-13 | 490 | 24.5 | 70-161 | .435 | 23-64 | .359 | 29-35 | .829 | 7 | 28 | 35 | 1.8 | 29 | 0 | 57 | 38 | 0 | 7 | 192 | 9.6 | | | |
| 04 | Richards, Nick | 23-23 | 385 | 16.7 | 57-92 | .620 | 0-0 | .000 | 43-57 | .754 | 41 | 83 | 124 | 5.4 | 52 | 1 | 8 | 20 | 28 | 2 | 157 | 6.8 | | | |
| 32 | Gabriel, Wenyen | 23-1 | 529 | 23.0 | 51-120 | .425 | 21-61 | .344 | 22-38 | .579 | 41 | 90 | 131 | 5.7 | 68 | 2 | 16 | 27 | 26 | 20 | 145 | 6.3 | | | |
| 02 | Vanderbilt, Jarred | 6-0 | 72 | 12.0 | 7-29 | .241 | 0-0 | .000 | 10-14 | .714 | 19 | 23 | 42 | 7.0 | 14 | 0 | 6 | 5 | 3 | 2 | 24 | 4.0 | | | |
| 01 | Killeya-Jones, Sacha | 22-0 | 338 | 15.4 | 36-60 | .600 | 0-1 | .000 | 15-30 | .500 | 36 | 40 | 76 | 3.5 | 51 | 0 | 8 | 15 | 14 | 6 | 87 | 4.0 | | | |
| 14 | Wynyard, Tai | 8-0 | 43 | 5.4 | 3-7 | .429 | 0-0 | .000 | 2-2 | 1.000 | 6 | 8 | 14 | 1.8 | 8 | 0 | 0 | 3 | 1 | 3 | 8 | 1.0 | | | |
| 12 | Calipari, Brad | 7-0 | 23 | 3.3 | 0-5 | .000 | 0-5 | .000 | 0-0 | .000 | 0 | 1 | 1 | 0.1 | 0 | 0 | 1 | 1 | 0 | 0 | 0 | 0.0 | | | |
| 30 | Pulliam, Dillon | 4-0 | 3 | 0.8 | 0-0 | .000 | 0-0 | .000 | 0-0 | .000 | 0 | 0 | 0 | 0.0 | 0 | 0 | 0 | 0 | 0 | 0 | 0 | 0.0 | | | |
| 10 | David, Jonny | 4-0 | 4 | 1.0 | 0-0 | .000 | 0-0 | .000 | 0-0 | .000 | 0 | 0 | 0 | 0.0 | 1 | 0 | 0 | 2 | 0 | 0 | 0 | 0.0 | | | |
| Team | | | | | | | | | | | 32 | 14 | 46 | | | | | | | | | | | | 7 |
| Total..... | | 23 | 4625 | | 626-1338 | .468 | 113-337 | .335 | 402-581 | .692 | 285 | 615 | 900 | 39.1 | 438 | 10 | 314 | 319 | 120 | 138 | 1767 | 76.8 | | | |
| Opponents..... | | 23 | 4625 | | 571-1402 | .407 | 170-589 | .289 | 305-447 | .682 | 275 | 507 | 782 | 34.0 | 471 | - | 311 | 290 | 85 | 137 | 1617 | 70.3 | | | |

| TEAM STATISTICS | UK | OPP |
|------------------------|----------|----------|
| SCORING | 1767 | 1617 |
| Points per game | 76.8 | 70.3 |
| Scoring margin | +6.5 | - |
| FIELD GOALS-ATT | 626-1338 | 571-1402 |
| Field goal pct | .468 | .407 |
| 3 POINT FG-ATT | 113-337 | 170-589 |
| 3-point FG pct | .335 | .289 |
| 3-pt FG made per game | 4.9 | 7.4 |
| FREE THROWS-ATT | 402-581 | 305-447 |
| Free throw pct | .692 | .682 |
| F-Throws made per game | 17.5 | 13.3 |
| REBOUNDS | 900 | 782 |
| Rebounds per game | 39.1 | 34.0 |
| Rebounding margin | +5.1 | - |
| ASSISTS | 314 | 311 |
| Assists per game | 13.7 | 13.5 |
| TURNOVERS | 319 | 290 |
| Turnovers per game | 13.9 | 12.6 |
| Turnover margin | -1.3 | - |
| Assist/turnover ratio | 1.0 | 1.1 |
| STEALS | 138 | 137 |
| Steals per game | 6.0 | 6.0 |
| BLOCKS | 120 | 85 |
| Blocks per game | 5.2 | 3.7 |
| ATTENDANCE | 302045 | 134366 |
| Home games-Avg/Game | 14-21575 | 6-15688 |
| Neutral site-Avg/Game | - | 3-13414 |

| Date | Opponent | Score | Att. |
|------------|-----------------------|-----------|-------|
| 11/10/17 | UTAH VALLEY | w 73-63 | 19807 |
| 11/12/17 | VERMONT | w 73-69 | 20174 |
| 1 11/14/17 | vs #4/3 Kansas | L 61-65 | 21684 |
| 2 11/17/17 | ETSU | w 78-61 | 20168 |
| 2 11/20/17 | TROY | w 70-62 | 19548 |
| 2 11/22/17 | FORT WAYNE | w 86-67 | 20645 |
| 2 11/26/17 | UIC | w 107-73 | 20212 |
| 12/2/17 | HARVARD | w 79-70 | 22922 |
| 3 12/9/17 | vs Monmouth | w 93-76 | 10438 |
| 12/16/17 | RV/RV VIRGINIA TECH | w 93-86 | 22690 |
| 4 12/23/17 | vs UCLA | L 75-83 | 8119 |
| 12/29/17 | RV/RV LOUISVILLE | w 90-61 | 24228 |
| * 12/31/17 | GEORGIA | w 66-61 | 22862 |
| * 1/3/18 | at LSU | w 74-71 | 11952 |
| * 1/6/18 | at #23/22 Tennessee | L 65-76 | 21678 |
| * 1/9/18 | RV/RV TEXAS A&M | w 74-73 | 22643 |
| * 1/13/18 | at Vanderbilt | w 74-67 | 13389 |
| * 1/16/18 | at South Carolina | L 68-76 | 16210 |
| * 1/20/18 | FLORIDA | L 64-66 | 24394 |
| * 1/23/18 | MISSISSIPPI STATE | w 78-65 | 20609 |
| 5 1/27/18 | at #7/7 West Virginia | w 83-76 | 15835 |
| * 1/30/18 | VANDERBILT | wot 83-81 | 21143 |
| * 2-3-18 | at Mizzou | L 60-69 | 15061 |

* = Conference game
 1 = Champions Classic | United Center (Chicago)
 2 = Adolph Rupp Classic | Rupp Arena (Lexington, Ky.)
 3 = Citi Hoops Classic | Madison Square Garden (New York)
 4 = CBS Sports Classic | Smoothie King Center (New Orleans)
 5 = Big 12/SEC Challenge | WVU Coliseum (Morgantown, W.Va.)

| Score by Periods | 1st | 2nd | OT | Totals |
|------------------|-----|-----|----|--------|
| Kentucky | 836 | 919 | 12 | 1767 |
| Opponents | 766 | 841 | 10 | 1617 |



2017-18 Kentucky Men's Basketball
 Kentucky Combined Team Statistics (as of Feb 03, 2018)
 Conference games



| RECORD: | OVERALL | HOME | AWAY | NEUTRAL |
|----------------|---------|------|------|---------|
| ALL GAMES | 6-4 | 4-1 | 2-3 | 0-0 |
| CONFERENCE | 6-4 | 4-1 | 2-3 | 0-0 |
| NON-CONFERENCE | 0-0 | 0-0 | 0-0 | 0-0 |

| # | Player | gp-gs | min | avg | Total | | 3-Point | | F-Throw | | Rebounds | | | | pf | dq | a | to | blk | stl | pts | avg | | |
|----------------|----------------------|-------|------|---------|--------|------|---------|------|---------|------|----------|-----|-----|------|-----|----|-----|-----|-----|-----|-----|------|--|--|
| | | | | | fg-fga | fg% | 3fg-fga | 3fg% | ft-fa | ft% | off | def | tot | avg | | | | | | | | | | |
| 22 | Gilgeous-Alexander | 10-7 | 352 | 35.2 | 55-123 | .447 | 5-13 | .385 | 42-50 | .840 | 8 | 27 | 35 | 3.5 | 18 | 0 | 46 | 30 | 7 | 12 | 157 | 15.7 | | |
| 05 | Knox, Kevin | 10-10 | 312 | 31.2 | 43-98 | .439 | 13-40 | .325 | 34-44 | .773 | 9 | 46 | 55 | 5.5 | 24 | 0 | 10 | 21 | 1 | 8 | 133 | 13.3 | | |
| 25 | Washington, PJ | 10-9 | 299 | 29.9 | 38-76 | .500 | 2-12 | .167 | 34-58 | .586 | 17 | 33 | 50 | 5.0 | 27 | 1 | 17 | 14 | 9 | 15 | 112 | 11.2 | | |
| 00 | Green, Quade | 7-3 | 180 | 25.7 | 20-62 | .323 | 7-27 | .259 | 12-16 | .750 | 2 | 7 | 9 | 1.3 | 11 | 0 | 9 | 10 | 0 | 3 | 59 | 8.4 | | |
| 03 | Diallo, Hamidou | 10-10 | 271 | 27.1 | 26-69 | .377 | 4-18 | .222 | 23-40 | .575 | 8 | 32 | 40 | 4.0 | 30 | 3 | 11 | 15 | 5 | 6 | 79 | 7.9 | | |
| 32 | Gabriel, Wenyen | 10-1 | 238 | 23.8 | 22-53 | .415 | 10-32 | .313 | 5-11 | .455 | 13 | 40 | 53 | 5.3 | 37 | 2 | 3 | 14 | 5 | 9 | 59 | 5.9 | | |
| 04 | Richards, Nick | 10-10 | 141 | 14.1 | 17-27 | .630 | 0-0 | .000 | 16-21 | .762 | 11 | 27 | 38 | 3.8 | 19 | 1 | 1 | 7 | 8 | 1 | 50 | 5.0 | | |
| 02 | Vanderbilt, Jarred | 5-0 | 61 | 12.2 | 7-24 | .292 | 0-0 | .000 | 9-12 | .750 | 12 | 19 | 31 | 6.2 | 13 | 0 | 4 | 4 | 3 | 2 | 23 | 4.6 | | |
| 01 | Killeya-Jones, Sacha | 10-0 | 157 | 15.7 | 14-21 | .667 | 0-1 | .000 | 6-14 | .429 | 15 | 18 | 33 | 3.3 | 26 | 0 | 4 | 9 | 4 | 1 | 34 | 3.4 | | |
| 12 | Calipari, Brad | 2-0 | 7 | 3.5 | 0-2 | .000 | 0-2 | .000 | 0-0 | .000 | 0 | 0 | 0 | 0.0 | 0 | 0 | 0 | 0 | 0 | 0 | 0 | 0.0 | | |
| 14 | Wynyard, Tai | 1-0 | 7 | 7.0 | 0-1 | .000 | 0-0 | .000 | 0-0 | .000 | 1 | 0 | 1 | 1.0 | 1 | 0 | 0 | 0 | 0 | 1 | 0 | 0.0 | | |
| Team | | | | | | | | | | | 18 | 7 | 25 | | | | | | | | | | | |
| Total..... | | 10 | 2025 | 242-556 | | .435 | 41-145 | .283 | 181-266 | .680 | 114 | 256 | 370 | 37.0 | 206 | 7 | 105 | 127 | 42 | 58 | 706 | 70.6 | | |
| Opponents..... | | 10 | 2025 | 242-579 | | .418 | 61-243 | .251 | 160-234 | .684 | 113 | 235 | 348 | 34.8 | 211 | - | 138 | 119 | 41 | 50 | 705 | 70.5 | | |

TEAM STATISTICS

| | UK | OPP |
|------------------------|---------|---------|
| SCORING | 706 | 705 |
| Points per game | 70.6 | 70.5 |
| Scoring margin | +0.1 | - |
| FIELD GOALS-ATT | 242-556 | 242-579 |
| Field goal pct | .435 | .418 |
| 3 POINT FG-ATT | 41-145 | 61-243 |
| 3-point FG pct | .283 | .251 |
| 3-pt FG made per game | 4.1 | 6.1 |
| FREE THROWS-ATT | 181-266 | 160-234 |
| Free throw pct | .680 | .684 |
| F-Throws made per game | 18.1 | 16.0 |
| REBOUNDS | 370 | 348 |
| Rebounds per game | 37.0 | 34.8 |
| Rebounding margin | +2.2 | - |
| ASSISTS | 105 | 138 |
| Assists per game | 10.5 | 13.8 |
| TURNOVERS | 127 | 119 |
| Turnovers per game | 12.7 | 11.9 |
| Turnover margin | -0.8 | - |
| Assist/turnover ratio | 0.8 | 1.2 |
| STEALS | 58 | 50 |
| Steals per game | 5.8 | 5.0 |
| BLOCKS | 42 | 41 |
| Blocks per game | 4.2 | 4.1 |
| ATTENDANCE | 111651 | 78290 |
| Home games-Avg/Game | 5-22330 | 5-15658 |
| Neutral site-Avg/Game | - | 0-0 |

| Date | Opponent | | Score | Att. |
|----------|---------------------|-----|-------|-------|
| 12/31/17 | GEORGIA | w | 66-61 | 22862 |
| 1/3/18 | at LSU | w | 74-71 | 11952 |
| 1/6/18 | at #23/22 Tennessee | L | 65-76 | 21678 |
| 1/9/18 | RV/RV TEXAS A&M | w | 74-73 | 22643 |
| 1/13/18 | at Vanderbilt | w | 74-67 | 13389 |
| 1/16/18 | at South Carolina | L | 68-76 | 16210 |
| 1/20/18 | FLORIDA | L | 64-66 | 24394 |
| 1/23/18 | MISSISSIPPI STATE | w | 78-65 | 20609 |
| 1/30/18 | VANDERBILT | Wot | 83-81 | 21143 |
| 2-3-18 | at Mizzou | L | 60-69 | 15061 |

* = Conference game

1 = Champions Classic | United Center (Chicago)

2 = Adolph Rupp Classic | Rupp Arena (Lexington, Ky.)

3 = Citi Hoops Classic | Madison Square Garden (New York)

4 = CBS Sports Classic | Smoothie King Center (New Orleans)

5 = Big 12/SEC Challenge | WVU Coliseum (Morgantown, W.Va.)

| Score by Periods | 1st | 2nd | OT | Totals |
|------------------|-----|-----|----|--------|
| Kentucky | 318 | 376 | 12 | 706 |
| Opponents | 318 | 377 | 10 | 705 |



2017-18 Kentucky Men's Basketball
 Kentucky Combined Team Statistics (as of Feb 03, 2018)
 Last five games



| RECORD: | OVERALL | HOME | AWAY | NEUTRAL |
|----------------|---------|------|------|---------|
| ALL GAMES | 3-2 | 2-1 | 1-1 | 0-0 |
| CONFERENCE | 2-2 | 2-1 | 0-1 | 0-0 |
| NON-CONFERENCE | 1-0 | 0-0 | 1-0 | 0-0 |

| # | Player | gp-gs | min | avg | Total | | 3-Point | | F-Throw | | Rebounds | | | | pf | dq | a | to | blk | stl | pts | avg | |
|----------------|----------------------|-------|------|------|---------|------|---------|------|---------|-------|----------|-----|-----|------|-----|----|----|----|-----|-----|-----|------|--|
| | | | | | fg-fga | fg% | 3fg-fga | 3fg% | ft-fta | ft% | off | def | tot | avg | | | | | | | | | |
| 05 | Knox, Kevin | 5-5 | 161 | 32.2 | 28-54 | .519 | 12-24 | .500 | 17-24 | .708 | 8 | 20 | 28 | 5.6 | 10 | 0 | 3 | 11 | 0 | 4 | 85 | 17.0 | |
| 22 | Gilgeous-Alexander | 5-5 | 175 | 35.0 | 30-69 | .435 | 2-9 | .222 | 15-18 | .833 | 2 | 14 | 16 | 3.2 | 11 | 0 | 26 | 13 | 3 | 4 | 77 | 15.4 | |
| 25 | Washington, PJ | 5-4 | 133 | 26.6 | 14-37 | .378 | 0-5 | .000 | 12-17 | .706 | 10 | 17 | 27 | 5.4 | 11 | 0 | 6 | 7 | 4 | 7 | 40 | 8.0 | |
| 03 | Diallo, Hamidou | 5-5 | 126 | 25.2 | 13-35 | .371 | 2-10 | .200 | 9-14 | .643 | 3 | 17 | 20 | 4.0 | 12 | 1 | 8 | 9 | 3 | 3 | 37 | 7.4 | |
| 32 | Gabriel, Wenyen | 5-1 | 115 | 23.0 | 11-29 | .379 | 3-16 | .188 | 6-7 | .857 | 11 | 18 | 29 | 5.8 | 17 | 0 | 3 | 5 | 4 | 2 | 31 | 6.2 | |
| 00 | Green, Quade | 5-0 | 118 | 23.6 | 10-37 | .270 | 5-19 | .263 | 6-6 | 1.000 | 1 | 3 | 4 | 0.8 | 7 | 0 | 6 | 7 | 0 | 3 | 31 | 6.2 | |
| 04 | Richards, Nick | 5-5 | 73 | 14.6 | 7-15 | .467 | 0-0 | .000 | 16-21 | .762 | 9 | 17 | 26 | 5.2 | 9 | 0 | 1 | 5 | 5 | 0 | 30 | 6.0 | |
| 01 | Killeya-Jones, Sacha | 5-0 | 66 | 13.2 | 9-12 | .750 | 0-0 | .000 | 1-4 | .250 | 7 | 6 | 13 | 2.6 | 12 | 0 | 0 | 5 | 1 | 0 | 19 | 3.8 | |
| 02 | Vanderbilt, Jarred | 5-0 | 58 | 11.6 | 5-24 | .208 | 0-0 | .000 | 8-10 | .800 | 18 | 19 | 37 | 7.4 | 12 | 0 | 3 | 3 | 2 | 2 | 18 | 3.6 | |
| Team | | | | | | | | | | | 11 | 3 | 14 | | | | | | | | | | |
| Total..... | | 5 | 1025 | | 127-312 | .407 | 24-83 | .289 | 90-121 | .744 | 80 | 134 | 214 | 42.8 | 101 | 1 | 56 | 65 | 22 | 25 | 368 | 73.6 | |
| Opponents..... | | 5 | 1025 | | 122-301 | .405 | 37-131 | .282 | 76-109 | .697 | 58 | 118 | 176 | 35.2 | 103 | - | 67 | 59 | 26 | 23 | 357 | 71.4 | |

TEAM STATISTICS

| | UK | OPP |
|------------------------|---------|---------|
| SCORING | 368 | 357 |
| Points per game | 73.6 | 71.4 |
| Scoring margin | +2.2 | - |
| FIELD GOALS-ATT | 127-312 | 122-301 |
| Field goal pct | .407 | .405 |
| 3 POINT FG-ATT | 24-83 | 37-131 |
| 3-point FG pct | .289 | .282 |
| 3-pt FG made per game | 4.8 | 7.4 |
| FREE THROWS-ATT | 90-121 | 76-109 |
| Free throw pct | .744 | .697 |
| F-Throws made per game | 18.0 | 15.2 |
| REBOUNDS | 214 | 176 |
| Rebounds per game | 42.8 | 35.2 |
| Rebounding margin | +7.6 | - |
| ASSISTS | 56 | 67 |
| Assists per game | 11.2 | 13.4 |
| TURNOVERS | 65 | 59 |
| Turnovers per game | 13.0 | 11.8 |
| Turnover margin | -1.2 | - |
| Assist/turnover ratio | 0.9 | 1.1 |
| STEALS | 25 | 23 |
| Steals per game | 5.0 | 4.6 |
| BLOCKS | 22 | 26 |
| Blocks per game | 4.4 | 5.2 |
| ATTENDANCE | 66146 | 30896 |
| Home games-Avg/Game | 3-22049 | 2-15448 |
| Neutral site-Avg/Game | - | 0-0 |

| Date | Opponent | Score | Att. |
|-----------|-----------------------|-----------|-------|
| * 1/20/18 | FLORIDA | L 64-66 | 24394 |
| * 1/23/18 | MISSISSIPPI STATE | W 78-65 | 20609 |
| 5 1/27/18 | at #717 West Virginia | W 83-76 | 15835 |
| * 1/30/18 | VANDERBILT | Wot 83-81 | 21143 |
| * 2-3-18 | at Mizzou | L 60-69 | 15061 |

- * = Conference game
- 1 = Champions Classic | United Center (Chicago)
- 2 = Adolph Rupp Classic | Rupp Arena (Lexington, Ky.)
- 3 = Citi Hoops Classic | Madison Square Garden (New York)
- 4 = CBS Sports Classic | Smoothie King Center (New Orleans)
- 5 = Big 12/SEC Challenge | WVU Coliseum (Morgantown, W.Va.)

| Score by Periods | 1st | 2nd | OT | Totals |
|------------------|-----|-----|----|--------|
| Kentucky | 147 | 209 | 12 | 368 |
| Opponents | 178 | 169 | 10 | 357 |



2017-18 Kentucky Men's Basketball
 Kentucky Category Leaders (as of Feb 03, 2018)
 All games



| Points | G | Pts | Pts/G | Scoring Average | G | Pts | Avg/G |
|----------------------|----|-----|-------|----------------------|----|-----|-------|
| Knox, Kevin | 23 | 348 | 15.1 | Knox, Kevin | 23 | 348 | 15.1 |
| Gilgeous-Alexander | 23 | 293 | 12.7 | Gilgeous-Alexander | 23 | 293 | 12.7 |
| Diallo, Hamidou | 23 | 276 | 12.0 | Diallo, Hamidou | 23 | 276 | 12.0 |
| Washington, PJ | 23 | 237 | 10.3 | Washington, PJ | 23 | 237 | 10.3 |
| Green, Quade | 20 | 192 | 9.6 | Green, Quade | 20 | 192 | 9.6 |
| Richards, Nick | 23 | 157 | 6.8 | Richards, Nick | 23 | 157 | 6.8 |
| Gabriel, Wenyen | 23 | 145 | 6.3 | Gabriel, Wenyen | 23 | 145 | 6.3 |
| Killeya-Jones, Sacha | 22 | 87 | 4.0 | Vanderbilt, Jarred | 6 | 24 | 4.0 |
| Vanderbilt, Jarred | 6 | 24 | 4.0 | Killeya-Jones, Sacha | 22 | 87 | 4.0 |
| Wynyard, Tai | 8 | 8 | 1.0 | Wynyard, Tai | 8 | 8 | 1.0 |
| | | | | Calipari, Brad | 7 | 0 | 0.0 |
| | | | | Pulliam, Dillon | 4 | 0 | 0.0 |
| | | | | David, Jonny | 4 | 0 | 0.0 |

| FG Percentage | FG | Att | Pct | Field Goal Attempts | G | Att | Att/G |
|----------------------|-----|-----|------|---------------------|----|-----|-------|
| Richards, Nick | 57 | 92 | .620 | Knox, Kevin | 23 | 256 | 11.1 |
| Killeya-Jones, Sacha | 36 | 60 | .600 | Diallo, Hamidou | 23 | 228 | 9.9 |
| Washington, PJ | 81 | 159 | .509 | Gilgeous-Alexander | 23 | 221 | 9.6 |
| Gilgeous-Alexander | 105 | 221 | .475 | Green, Quade | 20 | 161 | 8.1 |
| Knox, Kevin | 117 | 256 | .457 | Washington, PJ | 23 | 159 | 6.9 |
| Green, Quade | 70 | 161 | .435 | | | | |
| Diallo, Hamidou | 99 | 228 | .434 | | | | |
| Wynyard, Tai | 3 | 7 | .429 | | | | |
| Gabriel, Wenyen | 51 | 120 | .425 | | | | |
| Vanderbilt, Jarred | 7 | 29 | .241 | | | | |
| Calipari, Brad | 0 | 5 | .000 | | | | |

| Field Goals Made | G | Made | Made/G |
|--------------------|----|------|--------|
| Knox, Kevin | 23 | 117 | 5.1 |
| Gilgeous-Alexander | 23 | 105 | 4.6 |
| Diallo, Hamidou | 23 | 99 | 4.3 |
| Washington, PJ | 23 | 81 | 3.5 |
| Green, Quade | 20 | 70 | 3.5 |

| 3-Point Percentage | 3FG | Att | Pct | 3-Point FG Attempts | G | Att | Att/G |
|----------------------|-----|-----|------|---------------------|----|-----|-------|
| Gilgeous-Alexander | 12 | 31 | .387 | Knox, Kevin | 23 | 104 | 4.5 |
| Green, Quade | 23 | 64 | .359 | Green, Quade | 20 | 64 | 3.2 |
| Knox, Kevin | 36 | 104 | .346 | Gabriel, Wenyen | 23 | 61 | 2.7 |
| Gabriel, Wenyen | 21 | 61 | .344 | Diallo, Hamidou | 23 | 52 | 2.3 |
| Diallo, Hamidou | 17 | 52 | .327 | Gilgeous-Alexander | 23 | 31 | 1.3 |
| Washington, PJ | 4 | 19 | .211 | | | | |
| Calipari, Brad | 0 | 5 | .000 | | | | |
| Killeya-Jones, Sacha | 0 | 1 | .000 | | | | |

| 3-Point FG Made | G | Made | Made/G |
|--------------------|----|------|--------|
| Knox, Kevin | 23 | 36 | 1.6 |
| Green, Quade | 20 | 23 | 1.2 |
| Gabriel, Wenyen | 23 | 21 | 0.9 |
| Diallo, Hamidou | 23 | 17 | 0.7 |
| Gilgeous-Alexander | 23 | 12 | 0.5 |

| Free Throw Percent | FG | Att | Pct | Free Throw Attempts | G | Att | Att/G |
|----------------------|----|-----|-------|---------------------|----|-----|-------|
| Wynyard, Tai | 2 | 2 | 1.000 | Washington, PJ | 23 | 117 | 5.1 |
| Green, Quade | 29 | 35 | .829 | Knox, Kevin | 23 | 104 | 4.5 |
| Gilgeous-Alexander | 71 | 86 | .826 | Diallo, Hamidou | 23 | 98 | 4.3 |
| Richards, Nick | 43 | 57 | .754 | Gilgeous-Alexander | 23 | 86 | 3.7 |
| Knox, Kevin | 78 | 104 | .750 | Richards, Nick | 23 | 57 | 2.5 |
| Vanderbilt, Jarred | 10 | 14 | .714 | | | | |
| Diallo, Hamidou | 61 | 98 | .622 | | | | |
| Washington, PJ | 71 | 117 | .607 | | | | |
| Gabriel, Wenyen | 22 | 38 | .579 | | | | |
| Killeya-Jones, Sacha | 15 | 30 | .500 | | | | |

| Free Throws Made | G | Made | Made/G |
|--------------------|----|------|--------|
| Knox, Kevin | 23 | 78 | 3.4 |
| Gilgeous-Alexander | 23 | 71 | 3.1 |
| Washington, PJ | 23 | 71 | 3.1 |
| Diallo, Hamidou | 23 | 61 | 2.7 |
| Richards, Nick | 23 | 43 | 1.9 |



2017-18 Kentucky Men's Basketball
 Kentucky Category Leaders (as of Feb 03, 2018)
 All games



| <u>Rebounds</u> | <u>G</u> | <u>Reb</u> | <u>Reb/G</u> | <u>Assists</u> | <u>G</u> | <u>No.</u> | <u>Ast/G</u> |
|-----------------|----------|------------|--------------|--------------------|----------|------------|--------------|
| Gabriel, Wenyen | 23 | 131 | 5.7 | Gilgeous-Alexander | 23 | 101 | 4.4 |
| Knox, Kevin | 23 | 131 | 5.7 | Green, Quade | 20 | 57 | 2.9 |
| Richards, Nick | 23 | 124 | 5.4 | Washington, PJ | 23 | 46 | 2.0 |
| Washington, PJ | 23 | 118 | 5.1 | Diallo, Hamidou | 23 | 37 | 1.6 |
| Diallo, Hamidou | 23 | 100 | 4.3 | Knox, Kevin | 23 | 34 | 1.5 |

| <u>Rebound Average</u> | <u>G</u> | <u>Reb</u> | <u>Avg/G</u> | <u>Steals</u> | <u>G</u> | <u>No.</u> | <u>Stl/G</u> |
|------------------------|----------|------------|--------------|--------------------|----------|------------|--------------|
| Vanderbilt, Jarred | 6 | 42 | 7.0 | Gilgeous-Alexander | 23 | 39 | 1.7 |
| Knox, Kevin | 23 | 131 | 5.7 | Knox, Kevin | 23 | 21 | 0.9 |
| Gabriel, Wenyen | 23 | 131 | 5.7 | Diallo, Hamidou | 23 | 21 | 0.9 |
| Richards, Nick | 23 | 124 | 5.4 | Gabriel, Wenyen | 23 | 20 | 0.9 |
| Washington, PJ | 23 | 118 | 5.1 | Washington, PJ | 23 | 17 | 0.7 |

| <u>Offensive Rebounds</u> | <u>G</u> | <u>No.</u> | <u>Avg/G</u> | <u>Blocked Shots</u> | <u>G</u> | <u>No.</u> | <u>Blk/G</u> |
|---------------------------|----------|------------|--------------|----------------------|----------|------------|--------------|
| Washington, PJ | 23 | 41 | 1.8 | Richards, Nick | 23 | 28 | 1.2 |
| Gabriel, Wenyen | 23 | 41 | 1.8 | Gabriel, Wenyen | 23 | 26 | 1.1 |
| Richards, Nick | 23 | 41 | 1.8 | Washington, PJ | 23 | 24 | 1.0 |
| Killeya-Jones, Sacha | 22 | 36 | 1.6 | Killeya-Jones, Sacha | 22 | 14 | 0.6 |
| Knox, Kevin | 23 | 23 | 1.0 | Gilgeous-Alexander | 23 | 11 | 0.5 |

| <u>Defensive Rebounds</u> | <u>G</u> | <u>No.</u> | <u>Avg/G</u> | <u>Minutes</u> | <u>G</u> | <u>No.</u> | <u>Min/G</u> |
|---------------------------|----------|------------|--------------|--------------------|----------|------------|--------------|
| Knox, Kevin | 23 | 108 | 4.7 | Knox, Kevin | 23 | 747 | 32.5 |
| Gabriel, Wenyen | 23 | 90 | 3.9 | Gilgeous-Alexander | 23 | 723 | 31.4 |
| Richards, Nick | 23 | 83 | 3.6 | Diallo, Hamidou | 23 | 639 | 27.8 |
| Diallo, Hamidou | 23 | 78 | 3.4 | Washington, PJ | 23 | 629 | 27.3 |
| Washington, PJ | 23 | 77 | 3.3 | Gabriel, Wenyen | 23 | 529 | 23.0 |

| <u>Fouls</u> | <u>G</u> | <u>No.</u> | <u>Per/G</u> | <u>Turnovers</u> | <u>G</u> | <u>No.</u> | <u>TO/G</u> |
|-----------------|----------|------------|--------------|--------------------|----------|------------|-------------|
| Gabriel, Wenyen | 23 | 68 | 3.0 | Gilgeous-Alexander | 23 | 62 | 2.7 |
| Diallo, Hamidou | 23 | 65 | 2.8 | Knox, Kevin | 23 | 56 | 2.4 |
| Washington, PJ | 23 | 58 | 2.5 | Washington, PJ | 23 | 45 | 2.0 |
| Knox, Kevin | 23 | 52 | 2.3 | Green, Quade | 20 | 38 | 1.9 |
| Richards, Nick | 23 | 52 | 2.3 | Diallo, Hamidou | 23 | 38 | 1.7 |

| <u>Foulsouts</u> | <u>G</u> | <u>No.</u> |
|------------------|----------|------------|
| Diallo, Hamidou | 23 | 3 |
| Washington, PJ | 23 | 3 |
| Gabriel, Wenyen | 23 | 2 |
| Richards, Nick | 23 | 1 |
| Knox, Kevin | 23 | 1 |



2017-18 Kentucky Men's Basketball
 Kentucky Overall/Conference Statistics (as of Feb 03, 2018)
 All games



| SUMMARY | Overall Statistics | | | | | | | | | | | Conference Statistics | | | | | | | | |
|----------------------|--------------------|-------|------|------|-------|------|------|-----|-----|-------|-------|-----------------------|------|------|------|------|------|-----|-----|-------|
| | gp-gs | min/g | fg% | 3fg% | ft% | r/g | a/g | stl | blk | pts/g | gp-gs | min/g | fg% | 3fg% | ft% | r/g | a/g | stl | blk | pts/g |
| Knox, Kevin | 23-23 | 32.5 | .457 | .346 | .750 | 5.7 | 1.5 | 21 | 6 | 15.1 | 10-10 | 31.2 | .439 | .325 | .773 | 5.5 | 1.0 | 8 | 1 | 13.3 |
| Gilgeous-Alexander | 23-10 | 31.4 | .475 | .387 | .826 | 3.6 | 4.4 | 39 | 11 | 12.7 | 10-7 | 35.2 | .447 | .385 | .840 | 3.5 | 4.6 | 12 | 7 | 15.7 |
| Diallo, Hamidou | 23-23 | 27.8 | .434 | .327 | .622 | 4.3 | 1.6 | 21 | 7 | 12.0 | 10-10 | 27.1 | .377 | .222 | .575 | 4.0 | 1.1 | 6 | 5 | 7.9 |
| Washington, PJ | 23-22 | 27.3 | .509 | .211 | .607 | 5.1 | 2.0 | 17 | 24 | 10.3 | 10-9 | 29.9 | .500 | .167 | .586 | 5.0 | 1.7 | 15 | 9 | 11.2 |
| Green, Quade | 20-13 | 24.5 | .435 | .359 | .829 | 1.8 | 2.9 | 7 | 0 | 9.6 | 7-3 | 25.7 | .323 | .259 | .750 | 1.3 | 1.3 | 3 | 0 | 8.4 |
| Richards, Nick | 23-23 | 16.7 | .620 | .000 | .754 | 5.4 | 0.3 | 2 | 28 | 6.8 | 10-10 | 14.1 | .630 | .000 | .762 | 3.8 | 0.1 | 1 | 8 | 5.0 |
| Gabriel, Wenyen | 23-1 | 23.0 | .425 | .344 | .579 | 5.7 | 0.7 | 20 | 26 | 6.3 | 10-1 | 23.8 | .415 | .313 | .455 | 5.3 | 0.3 | 9 | 5 | 5.9 |
| Vanderbilt, Jarred | 6-0 | 12.0 | .241 | .000 | .714 | 7.0 | 1.0 | 2 | 3 | 4.0 | 5-0 | 12.2 | .292 | .000 | .750 | 6.2 | 0.8 | 2 | 3 | 4.6 |
| Killeya-Jones, Sacha | 22-0 | 15.4 | .600 | .000 | .500 | 3.5 | 0.4 | 6 | 14 | 4.0 | 10-0 | 15.7 | .667 | .000 | .429 | 3.3 | 0.4 | 1 | 4 | 3.4 |
| Wynyard, Tai | 8-0 | 5.4 | .429 | .000 | 1.000 | 1.8 | 0.0 | 3 | 1 | 1.0 | 1-0 | 7.0 | .000 | .000 | .000 | 1.0 | 0.0 | 1 | 0 | 0.0 |
| Calipari, Brad | 7-0 | 3.3 | .000 | .000 | .000 | 0.1 | 0.1 | 0 | 0 | 0.0 | 2-0 | 3.5 | .000 | .000 | .000 | 0.0 | 0.0 | 0 | 0 | 0.0 |
| Pulliam, Dillon | 4-0 | 0.8 | .000 | .000 | .000 | 0.0 | 0.0 | 0 | 0 | 0.0 | | | | | | | | | | |
| David, Jonny | 4-0 | 1.0 | .000 | .000 | .000 | 0.0 | 0.0 | 0 | 0 | 0.0 | | | | | | | | | | |
| Totals | 23 | | .468 | .335 | .692 | 39.1 | 13.7 | 138 | 120 | 76.8 | 10 | | .435 | .283 | .680 | 37.0 | 10.5 | 58 | 42 | 70.6 |
| Opponent | 23 | | .407 | .289 | .682 | 34.0 | 13.5 | 137 | 85 | 70.3 | 10 | | .418 | .251 | .684 | 34.8 | 13.8 | 50 | 41 | 70.5 |

| SCORING | Overall Statistics | | | | | | | | | Conference Statistics | | | | | | | | |
|----------------------|--------------------|------|---------|------|---------|-------|------|-------|---------|-----------------------|---------|------|---------|------|-----|-------|--|--|
| | fg-fga | fg% | 3fg-fga | 3fg% | ft-fta | ft% | pts | pts/g | fg-fga | fg% | 3fg-fga | 3fg% | ft-fta | ft% | pts | pts/g | | |
| Knox, Kevin | 117-256 | .457 | 36-104 | .346 | 78-104 | .750 | 348 | 15.1 | 43-98 | .439 | 13-40 | .325 | 34-44 | .773 | 133 | 13.3 | | |
| Gilgeous-Alexander | 105-221 | .475 | 12-31 | .387 | 71-86 | .826 | 293 | 12.7 | 55-123 | .447 | 5-13 | .385 | 42-50 | .840 | 157 | 15.7 | | |
| Diallo, Hamidou | 99-228 | .434 | 17-52 | .327 | 61-98 | .622 | 276 | 12.0 | 26-69 | .377 | 4-18 | .222 | 23-40 | .575 | 79 | 7.9 | | |
| Washington, PJ | 81-159 | .509 | 4-19 | .211 | 71-117 | .607 | 237 | 10.3 | 38-76 | .500 | 2-12 | .167 | 34-58 | .586 | 112 | 11.2 | | |
| Green, Quade | 70-161 | .435 | 23-64 | .359 | 29-35 | .829 | 192 | 9.6 | 20-62 | .323 | 7-27 | .259 | 12-16 | .750 | 59 | 8.4 | | |
| Richards, Nick | 57-92 | .620 | 0-0 | .000 | 43-57 | .754 | 157 | 6.8 | 17-27 | .630 | 0-0 | .000 | 16-21 | .762 | 50 | 5.0 | | |
| Gabriel, Wenyen | 51-120 | .425 | 21-61 | .344 | 22-38 | .579 | 145 | 6.3 | 22-53 | .415 | 10-32 | .313 | 5-11 | .455 | 59 | 5.9 | | |
| Vanderbilt, Jarred | 7-29 | .241 | 0-0 | .000 | 10-14 | .714 | 24 | 4.0 | 7-24 | .292 | 0-0 | .000 | 9-12 | .750 | 23 | 4.6 | | |
| Killeya-Jones, Sacha | 36-60 | .600 | 0-1 | .000 | 15-30 | .500 | 87 | 4.0 | 14-21 | .667 | 0-1 | .000 | 6-14 | .429 | 34 | 3.4 | | |
| Wynyard, Tai | 3-7 | .429 | 0-0 | .000 | 2-2 | 1.000 | 8 | 1.0 | 0-1 | .000 | 0-0 | .000 | 0-0 | .000 | 0 | 0.0 | | |
| Calipari, Brad | 0-5 | .000 | 0-5 | .000 | 0-0 | .000 | 0 | 0.0 | 0-2 | .000 | 0-2 | .000 | 0-0 | .000 | 0 | 0.0 | | |
| Pulliam, Dillon | 0-0 | .000 | 0-0 | .000 | 0-0 | .000 | 0 | 0.0 | | | | | | | | | | |
| David, Jonny | 0-0 | .000 | 0-0 | .000 | 0-0 | .000 | 0 | 0.0 | | | | | | | | | | |
| Totals | 626-1338 | .468 | 113-337 | .335 | 402-581 | .692 | 1767 | 76.8 | 242-556 | .435 | 41-145 | .283 | 181-266 | .680 | 706 | 70.6 | | |
| Opponent | 571-1402 | .407 | 170-589 | .289 | 305-447 | .682 | 1617 | 70.3 | 242-579 | .418 | 61-243 | .251 | 160-234 | .684 | 705 | 70.5 | | |

| TOTALS | Overall Statistics | | | | | | | | | | Conference Statistics | | | | | | | | | |
|----------------------|--------------------|-------|-------|-----|----|-----|-----|------|-----|-----|-----------------------|-------|-------|-----|----|-----|-----|------|----|-----|
| | o-reb | d-reb | total | pf | fo | a | to | a/to | hi | pts | o-reb | d-reb | total | pf | fo | a | to | a/to | hi | pts |
| Knox, Kevin | 23 | 108 | 131 | 52 | 1 | 34 | 56 | 0.6 | 34 | 34 | 9 | 46 | 55 | 24 | 0 | 10 | 21 | 0.5 | 21 | 21 |
| Gilgeous-Alexander | 17 | 65 | 82 | 40 | 0 | 101 | 62 | 1.6 | 30 | 30 | 8 | 27 | 35 | 18 | 0 | 46 | 30 | 1.5 | 30 | 30 |
| Diallo, Hamidou | 22 | 78 | 100 | 65 | 3 | 37 | 38 | 1.0 | 23 | 23 | 8 | 32 | 40 | 30 | 3 | 11 | 15 | 0.7 | 18 | 18 |
| Washington, PJ | 41 | 77 | 118 | 58 | 3 | 46 | 45 | 1.0 | 22 | 22 | 17 | 33 | 50 | 27 | 1 | 17 | 14 | 1.2 | 22 | 22 |
| Green, Quade | 7 | 28 | 35 | 29 | 0 | 57 | 38 | 1.5 | 21 | 21 | 2 | 7 | 9 | 11 | 0 | 9 | 10 | 0.9 | 15 | 15 |
| Richards, Nick | 41 | 83 | 124 | 52 | 1 | 8 | 20 | 0.4 | 25 | 25 | 11 | 27 | 38 | 19 | 1 | 1 | 7 | 0.1 | 12 | 12 |
| Gabriel, Wenyen | 41 | 90 | 131 | 68 | 2 | 16 | 27 | 0.6 | 16 | 16 | 13 | 40 | 53 | 37 | 2 | 3 | 14 | 0.2 | 11 | 11 |
| Vanderbilt, Jarred | 19 | 23 | 42 | 14 | 0 | 6 | 5 | 1.2 | 8 | 8 | 12 | 19 | 31 | 13 | 0 | 4 | 4 | 1.0 | 8 | 8 |
| Killeya-Jones, Sacha | 36 | 40 | 76 | 51 | 0 | 8 | 15 | 0.5 | 9 | 9 | 15 | 18 | 33 | 26 | 0 | 4 | 9 | 0.4 | 7 | 7 |
| Wynyard, Tai | 6 | 8 | 14 | 8 | 0 | 0 | 3 | 0.0 | 4 | 4 | 1 | 0 | 1 | 1 | 0 | 0 | 0 | 0.0 | 0 | 0 |
| Calipari, Brad | 0 | 1 | 1 | 0 | 0 | 1 | 1 | 1.0 | 0 | 0 | 0 | 0 | 0 | 0 | 0 | 0 | 0 | 0.0 | 0 | 0 |
| Pulliam, Dillon | 0 | 0 | 0 | 0 | 0 | 0 | 0 | 0.0 | 0 | 0 | | | | | | | | | | |
| David, Jonny | 0 | 0 | 0 | 1 | 0 | 0 | 2 | 0.0 | 0 | 0 | | | | | | | | | | |
| Totals | 285 | 615 | 900 | 438 | 10 | 314 | 319 | 1.0 | 107 | 107 | 114 | 256 | 370 | 206 | 7 | 105 | 127 | 0.8 | 83 | 83 |
| Opponent | 275 | 507 | 782 | 471 | - | 311 | 290 | 1.1 | 86 | 86 | 113 | 235 | 348 | 211 | - | 138 | 119 | 1.2 | 81 | 81 |



2017-18 Kentucky Men's Basketball
 Kentucky Team Game-by-Game (as of Feb 03, 2018)
 All games



TEAM STATISTICS

| Opponent | Date | Score | | Total | | 3-Pointers | | Free throws | | Rebounds | | | | pf | a | t/o | blk | stl | pts | avg |
|-----------------------|----------|--------|-----|----------|------|------------|------|-------------|------|----------|-----|-----|------|-----|-----|-----|-----|-----|------|------|
| | | | | fg-fga | pct | 3fg-fga | pct | ft-fta | pct | off | def | tot | avg | | | | | | | |
| UTAH VALLEY | 11/10/17 | 73-63 | W | 26-66 | .394 | 5-15 | .333 | 16-23 | .696 | 18 | 20 | 38 | 38.0 | 18 | 17 | 14 | 8 | 11 | 73 | 73.0 |
| VERMONT | 11/12/17 | 73-69 | W | 26-56 | .464 | 3-9 | .333 | 18-23 | .783 | 8 | 28 | 36 | 37.0 | 17 | 15 | 10 | 4 | 3 | 73 | 73.0 |
| vs #4/3 Kansas | 11/14/17 | 61-65 | L | 23-55 | .418 | 3-13 | .231 | 12-18 | .667 | 10 | 29 | 39 | 37.7 | 20 | 14 | 18 | 10 | 7 | 61 | 69.0 |
| ETSU | 11/17/17 | 78-61 | W | 33-58 | .569 | 9-16 | .563 | 3-15 | .200 | 13 | 27 | 40 | 38.2 | 20 | 17 | 22 | 8 | 6 | 78 | 71.2 |
| TROY | 11/20/17 | 70-62 | W | 26-59 | .441 | 3-9 | .333 | 15-23 | .652 | 15 | 38 | 53 | 41.2 | 16 | 13 | 16 | 2 | 3 | 70 | 71.0 |
| FORT WAYNE | 11/22/17 | 86-67 | W | 33-55 | .600 | 5-11 | .455 | 15-24 | .625 | 12 | 32 | 44 | 41.7 | 18 | 17 | 16 | 3 | 6 | 86 | 73.5 |
| UIC | 11/26/17 | 107-73 | W | 42-63 | .667 | 4-12 | .333 | 19-28 | .679 | 10 | 27 | 37 | 41.0 | 19 | 22 | 15 | 7 | 6 | 107 | 78.3 |
| HARVARD | 12/2/17 | 79-70 | W | 26-56 | .464 | 2-14 | .143 | 25-30 | .833 | 8 | 29 | 37 | 40.5 | 15 | 13 | 10 | 9 | 9 | 79 | 78.4 |
| vs Monmouth | 12/9/17 | 93-76 | W | 31-58 | .534 | 7-19 | .368 | 24-32 | .750 | 14 | 30 | 44 | 40.9 | 18 | 20 | 19 | 8 | 7 | 93 | 80.0 |
| RV/RV VIRGINIA TECH | 12/16/17 | 93-86 | W | 33-68 | .485 | 11-22 | .500 | 16-24 | .667 | 14 | 19 | 33 | 40.1 | 16 | 18 | 11 | 4 | 8 | 93 | 81.3 |
| vs UCLA | 12/23/17 | 75-83 | L | 29-68 | .426 | 6-21 | .286 | 11-16 | .688 | 16 | 20 | 36 | 39.7 | 16 | 14 | 14 | 3 | 8 | 75 | 80.7 |
| RV/RV LOUISVILLE | 12/29/17 | 90-61 | W | 30-62 | .484 | 6-13 | .462 | 24-30 | .800 | 12 | 32 | 44 | 40.1 | 19 | 13 | 11 | 5 | 5 | 90 | 81.5 |
| GEORGIA | 12/31/17 | 66-61 | W | 17-54 | .315 | 5-16 | .313 | 27-38 | .711 | 15 | 27 | 42 | 40.2 | 23 | 10 | 9 | 6 | 8 | 66 | 80.3 |
| at LSU | 1/3/18 | 74-71 | W | 31-61 | .508 | 5-12 | .417 | 7-13 | .538 | 10 | 25 | 35 | 39.9 | 10 | 13 | 14 | 3 | 6 | 74 | 79.9 |
| at #23/22 Tennessee | 1/6/18 | 65-76 | L | 24-52 | .462 | 7-19 | .368 | 10-16 | .625 | 8 | 22 | 30 | 39.2 | 23 | 14 | 16 | 4 | 7 | 65 | 78.9 |
| RV/RV TEXAS A&M | 1/9/18 | 74-73 | W | 24-43 | .558 | 4-12 | .333 | 22-34 | .647 | 7 | 21 | 28 | 38.5 | 18 | 10 | 12 | 2 | 5 | 74 | 78.6 |
| at Vanderbilt | 1/13/18 | 74-67 | W | 23-43 | .535 | 3-10 | .300 | 25-37 | .676 | 9 | 26 | 35 | 38.3 | 19 | 11 | 11 | 7 | 3 | 74 | 78.3 |
| at South Carolina | 1/16/18 | 68-76 | L | 22-49 | .449 | 1-11 | .091 | 23-36 | .639 | 6 | 29 | 35 | 38.1 | 32 | 7 | 16 | 5 | 5 | 68 | 77.7 |
| FLORIDA | 1/20/18 | 64-66 | L | 26-65 | .400 | 4-17 | .235 | 8-12 | .667 | 16 | 33 | 49 | 38.7 | 17 | 13 | 17 | 4 | 4 | 64 | 77.0 |
| MISSISSIPPI STATE | 1/23/18 | 78-65 | W | 25-58 | .431 | 5-14 | .357 | 23-30 | .767 | 13 | 28 | 41 | 38.8 | 13 | 11 | 11 | 5 | 7 | 78 | 77.1 |
| at #7/7 West Virginia | 1/27/18 | 83-76 | W | 26-58 | .448 | 8-18 | .444 | 23-29 | .793 | 21 | 28 | 49 | 39.3 | 20 | 16 | 16 | 7 | 1 | 83 | 77.3 |
| VANDERBILT | 1/30/18 | 83-81 | Wot | 29-64 | .453 | 5-14 | .357 | 20-27 | .741 | 10 | 25 | 35 | 39.1 | 22 | 7 | 9 | 4 | 6 | 83 | 77.6 |
| at Mizzou | 2-3-18 | 60-69 | L | 21-67 | .313 | 2-20 | .100 | 16-23 | .696 | 20 | 20 | 40 | 39.1 | 29 | 9 | 12 | 2 | 7 | 60 | 76.8 |
| Kentucky | | 1767 | | 626-1338 | .468 | 113-337 | .335 | 402-581 | .692 | 285 | 615 | 900 | 39.1 | 438 | 314 | 319 | 120 | 138 | 1767 | 76.8 |
| Opponents | | 1617 | | 571-1402 | .407 | 170-589 | .289 | 305-447 | .682 | 275 | 507 | 782 | 34.0 | 471 | 311 | 290 | 85 | 137 | 1617 | 70.3 |

Games played: 23
 Points/game: 76.8
 FG Pct: 46.8
 3FG Pct: 33.5
 FT Pct: 69.2

Rebounds/game: 39.1
 Assists/game: 13.7
 Turnovers/game: 13.9
 Assist/turnover ratio: 1.0
 Steals/game: 6.0
 Blocks/game: 5.2



2017-18 Kentucky Men's Basketball
 Kentucky Opponent Game-by-Game (as of Feb 03, 2018)
 All games



OPPONENT STATISTICS

| Opponent | Date | Score | | Total | | 3-Pointers | | Free throws | | Rebounds | | | | pf | a | t/o | blk | stl | pts | avg |
|-----------------------|----------|--------|-----|----------|------|------------|------|-------------|------|----------|-----|-----|------|-----|-----|-----|-----|-----|------|------|
| | | | | fg-fga | pct | 3fg-fga | pct | ft-fta | pct | off | def | tot | avg | | | | | | | |
| UTAH VALLEY | 11/10/17 | 73-63 | W | 23-56 | .411 | 5-18 | .278 | 12-18 | .667 | 16 | 23 | 39 | 39.0 | 20 | 12 | 20 | 8 | 8 | 63 | 63.0 |
| VERMONT | 11/12/17 | 73-69 | W | 26-58 | .448 | 10-29 | .345 | 7-13 | .538 | 6 | 21 | 27 | 33.0 | 18 | 14 | 7 | 1 | 1 | 69 | 66.0 |
| vs #4/3 Kansas | 11/14/17 | 61-65 | L | 24-68 | .353 | 8-28 | .286 | 9-16 | .563 | 18 | 21 | 39 | 35.0 | 15 | 17 | 11 | 2 | 12 | 65 | 65.7 |
| ETSU | 11/17/17 | 78-61 | W | 22-68 | .324 | 8-31 | .258 | 9-14 | .643 | 19 | 18 | 37 | 35.5 | 19 | 14 | 16 | 2 | 8 | 61 | 64.5 |
| TROY | 11/20/17 | 70-62 | W | 23-64 | .359 | 4-27 | .148 | 12-16 | .750 | 6 | 24 | 30 | 34.4 | 20 | 9 | 6 | 5 | 5 | 62 | 64.0 |
| FORT WAYNE | 11/22/17 | 86-67 | W | 24-60 | .400 | 12-37 | .324 | 7-14 | .500 | 7 | 14 | 21 | 32.2 | 20 | 13 | 10 | 0 | 8 | 67 | 64.5 |
| UIC | 11/26/17 | 107-73 | W | 26-64 | .406 | 5-18 | .278 | 16-24 | .667 | 15 | 18 | 33 | 32.3 | 22 | 7 | 21 | 6 | 7 | 73 | 65.7 |
| HARVARD | 12/2/17 | 79-70 | W | 23-62 | .371 | 12-28 | .429 | 12-17 | .706 | 12 | 24 | 36 | 32.8 | 21 | 13 | 15 | 3 | 4 | 70 | 66.2 |
| vs Monmouth | 12/9/17 | 93-76 | W | 26-70 | .371 | 10-29 | .345 | 14-18 | .778 | 16 | 18 | 34 | 32.9 | 21 | 20 | 15 | 2 | 10 | 76 | 67.3 |
| RV/RV VIRGINIA TECH | 12/16/17 | 93-86 | W | 32-55 | .582 | 10-22 | .455 | 12-17 | .706 | 6 | 24 | 30 | 32.6 | 22 | 18 | 19 | 1 | 3 | 86 | 69.2 |
| vs UCLA | 12/23/17 | 75-83 | L | 29-61 | .475 | 12-30 | .400 | 13-15 | .867 | 11 | 26 | 37 | 33.0 | 14 | 14 | 14 | 2 | 12 | 83 | 70.5 |
| RV/RV LOUISVILLE | 12/29/17 | 90-61 | W | 24-69 | .348 | 3-25 | .120 | 10-13 | .769 | 13 | 24 | 37 | 33.3 | 25 | 10 | 11 | 5 | 3 | 61 | 69.7 |
| GEORGIA | 12/31/17 | 66-61 | W | 23-58 | .397 | 2-21 | .095 | 13-21 | .619 | 14 | 24 | 38 | 33.7 | 26 | 10 | 15 | 3 | 2 | 61 | 69.0 |
| at LSU | 1/3/18 | 74-71 | W | 29-65 | .446 | 6-24 | .250 | 7-9 | .778 | 10 | 24 | 34 | 33.7 | 14 | 14 | 11 | 5 | 6 | 71 | 69.1 |
| at #23/22 Tennessee | 1/6/18 | 65-76 | L | 25-55 | .455 | 8-22 | .364 | 18-24 | .750 | 12 | 25 | 37 | 33.9 | 16 | 23 | 12 | 4 | 8 | 76 | 69.6 |
| RV/RV TEXAS A&M | 1/9/18 | 74-73 | W | 26-52 | .500 | 7-21 | .333 | 14-24 | .583 | 10 | 17 | 27 | 33.5 | 25 | 14 | 12 | 5 | 4 | 73 | 69.8 |
| at Vanderbilt | 1/13/18 | 74-67 | W | 21-55 | .382 | 6-25 | .240 | 19-27 | .704 | 12 | 18 | 30 | 33.3 | 23 | 11 | 7 | 4 | 6 | 67 | 69.6 |
| at South Carolina | 1/16/18 | 68-76 | L | 23-61 | .377 | 5-23 | .217 | 25-38 | .658 | 14 | 26 | 40 | 33.7 | 27 | 11 | 9 | 1 | 7 | 76 | 70.0 |
| FLORIDA | 1/20/18 | 64-66 | L | 22-66 | .333 | 6-30 | .200 | 16-25 | .640 | 14 | 24 | 38 | 33.9 | 14 | 12 | 7 | 4 | 6 | 66 | 69.8 |
| MISSISSIPPI STATE | 1/23/18 | 78-65 | W | 26-67 | .388 | 5-29 | .172 | 8-10 | .800 | 10 | 21 | 31 | 33.8 | 23 | 16 | 11 | 4 | 5 | 65 | 69.6 |
| at #7/7 West Virginia | 1/27/18 | 83-76 | W | 27-68 | .397 | 10-24 | .417 | 12-18 | .667 | 17 | 17 | 34 | 33.8 | 23 | 12 | 6 | 7 | 6 | 76 | 69.9 |
| VANDERBILT | 1/30/18 | 83-81 | Wot | 28-59 | .475 | 9-25 | .360 | 16-23 | .696 | 10 | 27 | 37 | 33.9 | 23 | 14 | 15 | 3 | 3 | 81 | 70.4 |
| at Mizzou | 2-3-18 | 60-69 | L | 19-41 | .463 | 7-23 | .304 | 24-33 | .727 | 7 | 29 | 36 | 34.0 | 20 | 13 | 20 | 8 | 3 | 69 | 70.3 |
| Opponents | | 1617 | | 571-1402 | .407 | 170-589 | .289 | 305-447 | .682 | 275 | 507 | 782 | 34.0 | 471 | 311 | 290 | 85 | 137 | 1617 | 70.3 |
| Kentucky | | 1767 | | 626-1338 | .468 | 113-337 | .335 | 402-581 | .692 | 285 | 615 | 900 | 39.1 | 438 | 314 | 319 | 120 | 138 | 1767 | 76.8 |

Games played: 23
 Points/game: 70.3
 FG Pct: 40.7
 3FG Pct: 28.9
 FT Pct: 68.2

Rebounds/game: 34.0
 Assists/game: 13.5
 Turnovers/game: 12.6
 Assist/turnover ratio: 1.1
 Steals/game: 6.0
 Blocks/game: 3.7



2017-18 Kentucky Men's Basketball
Kentucky Team High/Low Analysis (as of Feb 03, 2018)
All games



Kentucky - TEAM GAME HIGHS

| | | | |
|-----------------------|------|---------|---------------------------------|
| POINTS | 107 | | UIC (11/26/17) |
| | 93 | | RV/RV VIRGINIA TECH (12/16/17) |
| | 93 | | vs Monmouth (12/9/17) |
| | 90 | | RV/RV LOUISVILLE (12/29/17) |
| | 86 | | FORT WAYNE (11/22/17) |
| FIELD GOALS MADE | 42 | | UIC (11/26/17) |
| | 33 | | RV/RV VIRGINIA TECH (12/16/17) |
| | 33 | | FORT WAYNE (11/22/17) |
| | 33 | | ETSU (11/17/17) |
| FIELD GOAL ATTEMPTS | 68 | | vs UCLA (12/23/17) |
| | 68 | | RV/RV VIRGINIA TECH (12/16/17) |
| FIELD GOAL PERCENTAGE | .667 | (42-63) | UIC (11/26/17) |
| | .600 | (33-55) | FORT WAYNE (11/22/17) |
| 3 PT FIELD GOALS MADE | 11 | | RV/RV VIRGINIA TECH (12/16/17) |
| | 9 | | ETSU (11/17/17) |
| 3 PT FG ATTEMPTS | 22 | | RV/RV VIRGINIA TECH (12/16/17) |
| | 21 | | vs UCLA (12/23/17) |
| 3 PT FG PERCENTAGE | .563 | (9-16) | ETSU (11/17/17) |
| | .500 | (11-22) | RV/RV VIRGINIA TECH (12/16/17) |
| FREE THROWS MADE | 27 | | GEORGIA (12/31/17) |
| | 25 | | at Vanderbilt (1/13/18) |
| | 25 | | HARVARD (12/2/17) |
| FREE THROW ATTEMPTS | 38 | | GEORGIA (12/31/17) |
| | 37 | | at Vanderbilt (1/13/18) |
| FREE THROW PERCENTAGE | .833 | (25-30) | HARVARD (12/2/17) |
| | .800 | (24-30) | RV/RV LOUISVILLE (12/29/17) |
| REBOUNDS | 53 | | TROY (11/20/17) |
| | 49 | | at #7/7 West Virginia (1/27/18) |
| | 49 | | FLORIDA (1/20/18) |
| ASSISTS | 22 | | UIC (11/26/17) |
| | 20 | | vs Monmouth (12/9/17) |
| STEALS | 11 | | UTAH VALLEY (11/10/17) |
| | 9 | | HARVARD (12/2/17) |
| BLOCKED SHOTS | 10 | | vs #4/3 Kansas (11/14/17) |
| | 9 | | HARVARD (12/2/17) |
| TURNOVERS | 22 | | ETSU (11/17/17) |
| | 19 | | vs Monmouth (12/9/17) |
| FOULS | 32 | | at South Carolina (1/16/18) |
| | 29 | | at Mizzou (2-3-18) |



2017-18 Kentucky Men's Basketball
 Kentucky High/Low Analysis (as of Feb 03, 2018)
 All games



Opponent - GAME HIGHS

| | | | |
|-----------------------|------|---------|---------------------------------|
| POINTS | 86 | | RV/RV VIRGINIA TECH (12/16/17) |
| | 83 | | vs UCLA (12/23/17) |
| | 81 | | VANDERBILT (1/30/18) |
| | 76 | | at #7/7 West Virginia (1/27/18) |
| | 76 | | at South Carolina (1/16/18) |
| | 76 | | at #23/22 Tennessee (1/6/18) |
| | 76 | | vs Monmouth (12/9/17) |
| FIELD GOALS MADE | 32 | | RV/RV VIRGINIA TECH (12/16/17) |
| | 29 | | at LSU (1/3/18) |
| | 29 | | vs UCLA (12/23/17) |
| FIELD GOAL ATTEMPTS | 70 | | vs Monmouth (12/9/17) |
| | 69 | | RV/RV LOUISVILLE (12/29/17) |
| FIELD GOAL PERCENTAGE | .582 | (32-55) | RV/RV VIRGINIA TECH (12/16/17) |
| | .500 | (26-52) | RV/RV TEXAS A&M (1/9/18) |
| 3 PT FIELD GOALS MADE | 12 | | vs UCLA (12/23/17) |
| | 12 | | HARVARD (12/2/17) |
| | 12 | | FORT WAYNE (11/22/17) |
| 3 PT FG ATTEMPTS | 37 | | FORT WAYNE (11/22/17) |
| | 31 | | ETSU (11/17/17) |
| 3 PT FG PERCENTAGE | .455 | (10-22) | RV/RV VIRGINIA TECH (12/16/17) |
| | .429 | (12-28) | HARVARD (12/2/17) |
| FREE THROWS MADE | 25 | | at South Carolina (1/16/18) |
| | 24 | | at Mizzou (2-3-18) |
| FREE THROW ATTEMPTS | 38 | | at South Carolina (1/16/18) |
| | 33 | | at Mizzou (2-3-18) |
| FREE THROW PERCENTAGE | .867 | (13-15) | vs UCLA (12/23/17) |
| | .800 | (8-10) | MISSISSIPPI STATE (1/23/18) |
| REBOUNDS | 40 | | at South Carolina (1/16/18) |
| | 39 | | vs #4/3 Kansas (11/14/17) |
| | 39 | | UTAH VALLEY (11/10/17) |
| ASSISTS | 23 | | at #23/22 Tennessee (1/6/18) |
| | 20 | | vs Monmouth (12/9/17) |
| STEALS | 12 | | vs UCLA (12/23/17) |
| | 12 | | vs #4/3 Kansas (11/14/17) |
| BLOCKED SHOTS | 8 | | at Mizzou (2-3-18) |
| | 8 | | UTAH VALLEY (11/10/17) |
| TURNOVERS | 21 | | UIC (11/26/17) |
| | 20 | | at Mizzou (2-3-18) |
| | 20 | | UTAH VALLEY (11/10/17) |
| FOULS | 27 | | at South Carolina (1/16/18) |
| | 26 | | GEORGIA (12/31/17) |



2017-18 Kentucky Men's Basketball
Kentucky High/Low Analysis (as of Feb 03, 2018)
All games



Kentucky - GAME LOWS

| | | | |
|-----------------------|------|---------|---------------------------------|
| POINTS | 60 | | at Mizzou (2-3-18) |
| | 61 | | vs #4/3 Kansas (11/14/17) |
| | 64 | | FLORIDA (1/20/18) |
| | 65 | | at #23/22 Tennessee (1/6/18) |
| | 66 | | GEORGIA (12/31/17) |
| FIELD GOALS MADE | 17 | | GEORGIA (12/31/17) |
| | 21 | | at Mizzou (2-3-18) |
| FIELD GOAL ATTEMPTS | 43 | | RV/RV TEXAS A&M (1/9/18) |
| | 43 | | at Vanderbilt (1/13/18) |
| FIELD GOAL PERCENTAGE | .313 | (21-67) | at Mizzou (2-3-18) |
| | .315 | (17-54) | GEORGIA (12/31/17) |
| 3 PT FIELD GOALS MADE | 1 | | at South Carolina (1/16/18) |
| | 2 | | HARVARD (12/2/17) |
| | 2 | | at Mizzou (2-3-18) |
| 3 PT FG ATTEMPTS | 9 | | VERMONT (11/12/17) |
| | 9 | | TROY (11/20/17) |
| 3 PT FG PERCENTAGE | .091 | (1-11) | at South Carolina (1/16/18) |
| | .100 | (2-20) | at Mizzou (2-3-18) |
| FREE THROWS MADE | 3 | | ETSU (11/17/17) |
| | 7 | | at LSU (1/3/18) |
| FREE THROW ATTEMPTS | 12 | | FLORIDA (1/20/18) |
| | 13 | | at LSU (1/3/18) |
| FREE THROW PERCENTAGE | .200 | (3-15) | ETSU (11/17/17) |
| | .538 | (7-13) | at LSU (1/3/18) |
| REBOUNDS | 28 | | RV/RV TEXAS A&M (1/9/18) |
| | 30 | | at #23/22 Tennessee (1/6/18) |
| ASSISTS | 7 | | at South Carolina (1/16/18) |
| | 7 | | VANDERBILT (1/30/18) |
| STEALS | 1 | | at #7/7 West Virginia (1/27/18) |
| | 3 | | VERMONT (11/12/17) |
| | 3 | | TROY (11/20/17) |
| | 3 | | at Vanderbilt (1/13/18) |
| BLOCKED SHOTS | 2 | | TROY (11/20/17) |
| | 2 | | RV/RV TEXAS A&M (1/9/18) |
| | 2 | | at Mizzou (2-3-18) |
| TURNOVERS | 9 | | GEORGIA (12/31/17) |
| | 9 | | VANDERBILT (1/30/18) |
| FOULS | 10 | | at LSU (1/3/18) |
| | 13 | | MISSISSIPPI STATE (1/23/18) |



2017-18 Kentucky Men's Basketball
 Kentucky High/Low Analysis (as of Feb 03, 2018)
 All games



Opponent - GAME LOWS

| | | |
|-----------------------|--------------|---------------------------------|
| POINTS | 61 | ETSU (11/17/17) |
| | 61 | RV/RV LOUISVILLE (12/29/17) |
| | 61 | GEORGIA (12/31/17) |
| | 62 | TROY (11/20/17) |
| | 63 | UTAH VALLEY (11/10/17) |
| FIELD GOALS MADE | 19 | at Mizzou (2-3-18) |
| | 21 | at Vanderbilt (1/13/18) |
| FIELD GOAL ATTEMPTS | 41 | at Mizzou (2-3-18) |
| | 52 | RV/RV TEXAS A&M (1/9/18) |
| FIELD GOAL PERCENTAGE | .324 (22-68) | ETSU (11/17/17) |
| | .333 (22-66) | FLORIDA (1/20/18) |
| 3 PT FIELD GOALS MADE | 2 | GEORGIA (12/31/17) |
| | 3 | RV/RV LOUISVILLE (12/29/17) |
| 3 PT FG ATTEMPTS | 18 | UTAH VALLEY (11/10/17) |
| | 18 | UIC (11/26/17) |
| 3 PT FG PERCENTAGE | .095 (2-21) | GEORGIA (12/31/17) |
| | .120 (3-25) | RV/RV LOUISVILLE (12/29/17) |
| FREE THROWS MADE | 7 | VERMONT (11/12/17) |
| | 7 | FORT WAYNE (11/22/17) |
| | 7 | at LSU (1/3/18) |
| FREE THROW ATTEMPTS | 9 | at LSU (1/3/18) |
| | 10 | MISSISSIPPI STATE (1/23/18) |
| FREE THROW PERCENTAGE | .500 (7-14) | FORT WAYNE (11/22/17) |
| | .538 (7-13) | VERMONT (11/12/17) |
| REBOUNDS | 21 | FORT WAYNE (11/22/17) |
| | 27 | VERMONT (11/12/17) |
| | 27 | RV/RV TEXAS A&M (1/9/18) |
| ASSISTS | 7 | UIC (11/26/17) |
| | 9 | TROY (11/20/17) |
| STEALS | 1 | VERMONT (11/12/17) |
| | 2 | GEORGIA (12/31/17) |
| BLOCKED SHOTS | 0 | FORT WAYNE (11/22/17) |
| | 1 | VERMONT (11/12/17) |
| | 1 | RV/RV VIRGINIA TECH (12/16/17) |
| | 1 | at South Carolina (1/16/18) |
| TURNOVERS | 6 | TROY (11/20/17) |
| | 6 | at #7/7 West Virginia (1/27/18) |
| FOULS | 14 | vs UCLA (12/23/17) |
| | 14 | at LSU (1/3/18) |
| | 14 | FLORIDA (1/20/18) |



2017-18 Kentucky Men's Basketball
 Kentucky Player High/Low Analysis (as of Feb 03, 2018)
 All games



Kentucky - INDIVIDUAL GAME HIGHS

| | | | |
|--------------------------|-------|--------|---|
| Points | 34 | | Knox, Kevin at #7/7 West Virginia (1/27/18) |
| | 30 | | Gilgeous-Alexander vs Vanderbilt (1/30/18) |
| | 25 | | Knox, Kevin vs UIC (11/26/17) |
| | 25 | | Richards, Nick vs Fort Wayne (11/22/17) |
| | 24 | | Gilgeous-Alexander vs RV/RV LOUISVILLE (12/29/17) |
| Field Goals Made | 12 | | Gilgeous-Alexander vs Vanderbilt (1/30/18) |
| | 11 | | Knox, Kevin at #7/7 West Virginia (1/27/18) |
| Field Goal Att. | 19 | | Gilgeous-Alexander vs Vanderbilt (1/30/18) |
| | 18 | | Diallo, Hamidou vs UCLA (12/23/17) |
| FG Pct (min 5 made) | 1.000 | (5-5) | Knox, Kevin vs RV/RV TEXAS A&M (1/9/18) |
| | .900 | (9-10) | Richards, Nick vs Fort Wayne (11/22/17) |
| 3-Point FG Made | 5 | | Knox, Kevin at #7/7 West Virginia (1/27/18) |
| | 4 | | Knox, Kevin vs Mississippi State (1/23/18) |
| | 4 | | Diallo, Hamidou vs RV/RV Virginia Tech (12/16/17) |
| | 4 | | Knox, Kevin vs ETSU (11/17/17) |
| 3-Point FG Att. | 8 | | Knox, Kevin at #7/7 West Virginia (1/27/18) |
| | 8 | | Knox, Kevin at South Carolina (1/16/18) |
| 3-Pt FG Pct (min 2 made) | 1.000 | (4-4) | Knox, Kevin vs Mississippi State (1/23/18) |
| | 1.000 | (2-2) | Knox, Kevin vs RV/RV TEXAS A&M (1/9/18) |
| Free Throws Made | 12 | | Gilgeous-Alexander vs Georgia (12/31/17) |
| | 10 | | Washington, PJ vs Mississippi State (1/23/18) |
| Free Throw Att. | 14 | | Washington, PJ vs Mississippi State (1/23/18) |
| | 13 | | Gilgeous-Alexander vs Georgia (12/31/17) |
| FT Pct (min 3 made) | 1.000 | (9-9) | Washington, PJ vs Monmouth (12/9/17) |
| | 1.000 | (8-8) | Gilgeous-Alexander vs Harvard (12/2/17) |
| | 1.000 | (7-7) | Knox, Kevin at Vanderbilt (1/13/18) |
| | 1.000 | (7-7) | Richards, Nick vs Fort Wayne (11/22/17) |
| | 1.000 | (6-6) | Vanderbilt, Jarred at Mizzou (2-3-18) |
| | 1.000 | (6-6) | Washington, PJ vs RV/RV LOUISVILLE (12/29/17) |
| | 1.000 | (5-5) | Gilgeous-Alexander at Mizzou (2-3-18) |
| | 1.000 | (5-5) | Gilgeous-Alexander vs Vanderbilt (1/30/18) |
| | 1.000 | (4-4) | Gabriel, Wenyen at #7/7 West Virginia (1/27/18) |
| | 1.000 | (4-4) | Gilgeous-Alexander vs Mississippi State (1/23/18) |
| | 1.000 | (4-4) | Green, Quade vs Mississippi State (1/23/18) |
| | 1.000 | (4-4) | Knox, Kevin at #23/22 Tennessee (1/6/18) |
| | 1.000 | (4-4) | Knox, Kevin vs Harvard (12/2/17) |
| | 1.000 | (4-4) | Killeya-Jones, Sacha vs Vermont (11/12/17) |
| | 1.000 | (4-4) | Knox, Kevin vs Vermont (11/12/17) |
| | 1.000 | (4-4) | Green, Quade vs Utah Valley (11/10/17) |
| | 1.000 | (3-3) | Gilgeous-Alexander at LSU (1/3/18) |
| | 1.000 | (3-3) | Washington, PJ vs UCLA (12/23/17) |
| | 1.000 | (3-3) | Diallo, Hamidou vs UIC (11/26/17) |
| Rebounds | 15 | | Richards, Nick vs Fort Wayne (11/22/17) |
| | 13 | | Gabriel, Wenyen vs Utah Valley (11/10/17) |
| Assists | 9 | | Gilgeous-Alexander vs Monmouth (12/9/17) |
| | 6 | | Gilgeous-Alexander at Mizzou (2-3-18) |
| | 6 | | Gilgeous-Alexander vs Mississippi State (1/23/18) |
| | 6 | | Gilgeous-Alexander vs Florida (1/20/18) |
| | 6 | | Gilgeous-Alexander at Vanderbilt (1/13/18) |
| | 6 | | Gilgeous-Alexander at #23/22 Tennessee (1/6/18) |
| | 6 | | Gilgeous-Alexander vs UIC (11/26/17) |
| | 6 | | Gilgeous-Alexander vs ETSU (11/17/17) |
| Steals | 4 | | Gilgeous-Alexander vs Fort Wayne (11/22/17) |

| | | |
|---------------|----|--|
| | 4 | Knox, Kevin vs Utah Valley (11/10/17) |
| | 4 | Gilgeous-Alexander vs Utah Valley (11/10/17) |
| Blocked Shots | 4 | Washington, PJ vs Monmouth (12/9/17) |
| | 4 | Washington, PJ vs #4/3 Kansas (11/14/17) |
| Turnovers | 7 | Knox, Kevin vs Monmouth (12/9/17) |
| | 6 | Gilgeous-Alexander at South Carolina (1/16/18) |
| | 6 | Washington, PJ vs ETSU (11/17/17) |
| | 6 | Knox, Kevin vs ETSU (11/17/17) |
| | 6 | Gilgeous-Alexander vs #4/3 Kansas (11/14/17) |
| Fouls | 5 | Diallo, Hamidou at Mizzou (2-3-18) |
| | 5 | Diallo, Hamidou at South Carolina (1/16/18) |
| | 5 | Richards, Nick at South Carolina (1/16/18) |
| | 5 | Gabriel, Wenyen at South Carolina (1/16/18) |
| | 5 | Diallo, Hamidou at #23/22 Tennessee (1/6/18) |
| | 5 | Gabriel, Wenyen at #23/22 Tennessee (1/6/18) |
| | 5 | Washington, PJ vs Georgia (12/31/17) |
| | 5 | Knox, Kevin vs RV/RV LOUISVILLE (12/29/17) |
| | 5 | Washington, PJ vs Harvard (12/2/17) |
| | 5 | Washington, PJ vs ETSU (11/17/17) |
| Minutes | 40 | Knox, Kevin vs Vanderbilt (1/30/18) |
| | 39 | Knox, Kevin at South Carolina (1/16/18) |
| | 39 | Diallo, Hamidou at Vanderbilt (1/13/18) |
| | 39 | Gilgeous-Alexander at Vanderbilt (1/13/18) |
| | 39 | Gilgeous-Alexander vs RV/RV TEXAS A&M (1/9/18) |



2017-18 Kentucky Men's Basketball
 Kentucky Opponent High/Low Analysis (as of Feb 03, 2018)
 All games



OPPONENT INDIVIDUAL GAME HIGHS

| | | | |
|--------------------------|-------|-------|--|
| Points | 27 | | SILVA, Chris at South Carolina (1/16/18) |
| | 26 | | Carter, Jevon at #7/7 West Virginia (1/27/18) |
| | 25 | | Towns, Seth vs Harvard (12/2/17) |
| | 24 | | Duop Reath at LSU (1/3/18) |
| | 23 | | ROBERSON, Jeff vs Vanderbilt (1/30/18) |
| Field Goals Made | 11 | | Duop Reath at LSU (1/3/18) |
| | 9 | | Carter, Jevon at #7/7 West Virginia (1/27/18) |
| | 9 | | SILVA, Chris at South Carolina (1/16/18) |
| Field Goal Att. | 20 | | Carter, Jevon at #7/7 West Virginia (1/27/18) |
| | 18 | | Mykhailiuk, Svi vs #4/3 Kansas (11/14/17) |
| FG Pct (min 5 made) | 1.000 | (5-5) | Azubuike, Udoka vs #4/3 Kansas (11/14/17) |
| | .875 | (7-8) | Jurkin, Peter vs ETSU (11/17/17) |
| 3-Point FG Made | 6 | | Towns, Seth vs Harvard (12/2/17) |
| | 5 | | Bolden, James at #7/7 West Virginia (1/27/18) |
| | 5 | | Hill, Ahmed vs RV/RV Virginia Tech (12/16/17) |
| | 5 | | Konchar, John vs Fort Wayne (11/22/17) |
| 3-Point FG Att. | 11 | | HAMMOND,DEION vs Monmouth (12/9/17) |
| | 11 | | Harrell, Kason vs Fort Wayne (11/22/17) |
| 3-Pt FG Pct (min 2 made) | 1.000 | (2-2) | Ali, Prince vs UCLA (12/23/17) |
| | .857 | (6-7) | Towns, Seth vs Harvard (12/2/17) |
| Free Throws Made | 10 | | ROBERSON, Jeff vs Vanderbilt (1/30/18) |
| | 9 | | SILVA, Chris at South Carolina (1/16/18) |
| Free Throw Att. | 13 | | SILVA, Chris at South Carolina (1/16/18) |
| | 11 | | ROBERSON, Jeff vs Vanderbilt (1/30/18) |
| FT Pct (min 3 made) | 1.000 | (8-8) | ROBERTSON, Kassius at Mizzou (2-3-18) |
| | 1.000 | (6-6) | ROBERSON, Jeff at Vanderbilt (1/13/18) |
| | 1.000 | (5-5) | FISHER-DAVIS,Matthew at Vanderbilt (1/13/18) |
| | 1.000 | (4-4) | Carter, Jevon at #7/7 West Virginia (1/27/18) |
| | 1.000 | (4-4) | Davis, Tyler vs RV/RV TEXAS A&M (1/9/18) |
| | 1.000 | (4-4) | Bowden, Jordan at #23/22 Tennessee (1/6/18) |
| | 1.000 | (4-4) | Tremont Waters at LSU (1/3/18) |
| | 1.000 | (4-4) | Adel, Deng vs RV/RV LOUISVILLE (12/29/17) |
| | 1.000 | (4-4) | Holiday, Aaron vs UCLA (12/23/17) |
| | 1.000 | (4-4) | SEABORN,MICAH vs Monmouth (12/9/17) |
| | 1.000 | (4-4) | Robinson, Clint vs UIC (11/26/17) |
| | 1.000 | (4-4) | Toolson, Jake vs Utah Valley (11/10/17) |
| | 1.000 | (3-3) | West, Lamont at #7/7 West Virginia (1/27/18) |
| | 1.000 | (3-3) | Person, Wesley vs Troy (11/20/17) |
| Rebounds | 12 | | Maten, Yante vs Georgia (12/31/17) |
| | 11 | | Duop Reath at LSU (1/3/18) |
| | 11 | | Tremont Waters at LSU (1/3/18) |
| | 11 | | Spalding, Ray vs RV/RV LOUISVILLE (12/29/17) |
| | 11 | | Welsh, Thomas vs UCLA (12/23/17) |
| | 11 | | Clarke, Chris vs RV/RV Virginia Tech (12/16/17) |
| Assists | 9 | | Robinson, Justin vs RV/RV Virginia Tech (12/16/17) |
| | 8 | | Chiozza, Chris vs Florida (1/20/18) |
| | 8 | | Holiday, Aaron vs UCLA (12/23/17) |
| Steals | 4 | | Schofield, Admiral at #23/22 Tennessee (1/6/18) |
| | 3 | | KOTSAR, Maik at South Carolina (1/16/18) |
| | 3 | | BOOKER, Frank at South Carolina (1/16/18) |
| | 3 | | Welsh, Thomas vs UCLA (12/23/17) |
| | 3 | | SALNAVE,RAY vs Monmouth (12/9/17) |
| | 3 | | TILGHMAN,AUSTIN vs Monmouth (12/9/17) |

| | | |
|---------------|---|---|
| | 3 | Konchar, John vs Fort Wayne (11/22/17) |
| | 3 | Long, Jermaine vs ETSU (11/17/17) |
| | 3 | Newman, Malik vs #4/3 Kansas (11/14/17) |
| | 3 | Vick, Lagerald vs #4/3 Kansas (11/14/17) |
| Blocked Shots | 7 | Konate, Sagaba at #7/7 West Virginia (1/27/18) |
| | 5 | Manyang, Akolda vs Utah Valley (11/10/17) |
| Turnovers | 7 | Holiday, Aaron vs UCLA (12/23/17) |
| | 5 | ROBERTSON, Kassius at Mizzou (2-3-18) |
| | 5 | Blount, Jordan vs UIC (11/26/17) |
| | 5 | Bradford, Desonta vs ETSU (11/17/17) |
| | 5 | Graham, Devonte' vs #4/3 Kansas (11/14/17) |
| Fouls | 5 | Stapleton, Xavian vs Mississippi State (1/23/18) |
| | 5 | HAASE, Felipe at South Carolina (1/16/18) |
| | 5 | Jackson II, William vs Georgia (12/31/17) |
| | 5 | Mahmoud, Anas vs RV/RV LOUISVILLE (12/29/17) |
| | 5 | Blackshear, Kerry vs RV/RV Virginia Tech (12/16/17) |
| | 5 | Otley, Marcus vs UIC (11/26/17) |
| | 5 | Blount, Jordan vs UIC (11/26/17) |



2017-18 Kentucky Men's Basketball
 Kentucky Team Game-by-Game Comparison (as of Feb 03, 2018)
 All games



| Opponent | 1st | 2nd | Score | Mar | Total FG | FG Pct | 3-Pointers | 3FG Pct | Free Throws | FT Pct | Rebounds | Assist | T/Over | Block | Steal | Fouls |
|---------------------|-------|-------|--------|------|-------------|-----------|-------------|-----------|-------------|-----------|-----------|--------|--------|-------|-------|-------|
| UTAH VALLEY | 25/34 | 48/29 | 73-63 | +10 | 26-66/23-56 | .394/.411 | 5-15/5-18 | .333/.278 | 16-23/12-18 | .696/.667 | 38/39 (1) | 17/12 | 14/20 | 8/8 | 11/8 | 18/20 |
| VERMONT | 36/24 | 37/45 | 73-69 | +4 | 26-56/26-58 | .464/.448 | 3-9/10-29 | .333/.345 | 18-23/7-13 | .783/.538 | 36/27 +9 | 15/14 | 10/7 | 4/1 | 3/1 | 17/18 |
| #4/3 Kansas | 33/34 | 28/31 | 61-65 | (4) | 23-55/24-68 | .418/.353 | 3-13/8-28 | .231/.286 | 12-18/9-16 | .667/.563 | 39/39 - | 14/17 | 18/11 | 10/2 | 7/12 | 20/15 |
| ETSU | 36/30 | 42/31 | 78-61 | +17 | 33-58/22-68 | .569/.324 | 9-16/8-31 | .563/.258 | 3-15/9-14 | .200/.643 | 40/37 +3 | 17/14 | 22/16 | 8/2 | 6/8 | 20/19 |
| TROY | 41/25 | 29/37 | 70-62 | +8 | 26-59/23-64 | .441/.359 | 3-9/4-27 | .333/.148 | 15-23/12-16 | .652/.750 | 53/30 +23 | 13/9 | 16/6 | 2/5 | 3/5 | 16/20 |
| FORT WAYNE | 45/37 | 41/30 | 86-67 | +19 | 33-55/24-60 | .600/.400 | 5-11/12-37 | .455/.324 | 15-24/7-14 | .625/.500 | 44/21 +23 | 17/13 | 16/10 | 3/0 | 6/8 | 18/20 |
| UIC | 52/35 | 55/38 | 107-73 | +34 | 42-63/26-64 | .667/.406 | 4-12/5-18 | .333/.278 | 19-28/16-24 | .679/.667 | 37/33 +4 | 22/7 | 15/21 | 7/6 | 6/7 | 19/22 |
| HARVARD | 42/37 | 37/33 | 79-70 | +9 | 26-56/23-62 | .464/.371 | 2-14/12-28 | .143/.429 | 25-30/12-17 | .833/.706 | 37/36 +1 | 13/13 | 10/15 | 9/3 | 9/4 | 15/21 |
| Monmouth | 54/31 | 39/45 | 93-76 | +17 | 31-58/26-70 | .534/.371 | 7-19/10-29 | .368/.345 | 24-32/14-18 | .750/.778 | 44/34 +10 | 20/20 | 19/15 | 8/2 | 7/10 | 18/21 |
| RV/RV VIRGINIA TECH | 41/47 | 52/39 | 93-86 | +7 | 33-68/32-55 | .485/.582 | 11-22/10-22 | .500/.455 | 16-24/12-17 | .667/.706 | 33/30 +3 | 18/18 | 11/19 | 4/1 | 8/3 | 16/22 |
| UCLA | 39/39 | 36/44 | 75-83 | (8) | 29-68/29-61 | .426/.475 | 6-21/12-30 | .286/.400 | 11-16/13-15 | .688/.867 | 36/37 (1) | 14/14 | 14/14 | 3/2 | 8/12 | 16/14 |
| RV/RV LOUISVILLE | 41/27 | 49/34 | 90-61 | +29 | 30-62/24-69 | .484/.348 | 6-13/3-25 | .462/.120 | 24-30/10-13 | .800/.769 | 44/37 +7 | 13/10 | 11/11 | 5/5 | 5/3 | 19/25 |
| GEORGIA | 26/27 | 40/34 | 66-61 | +5 | 17-54/23-58 | .315/.397 | 5-16/2-21 | .313/.095 | 27-38/13-21 | .711/.619 | 42/38 +4 | 10/10 | 9/15 | 6/3 | 8/2 | 23/26 |
| LSU | 31/36 | 43/35 | 74-71 | +3 | 31-61/29-65 | .508/.446 | 5-12/6-24 | .417/.250 | 7-13/7-9 | .538/.778 | 35/34 +1 | 13/14 | 14/11 | 3/5 | 6/6 | 10/14 |
| #23/22 Tennessee | 37/29 | 28/47 | 65-76 | (11) | 24-52/25-55 | .462/.455 | 7-19/8-22 | .368/.364 | 10-16/18-24 | .625/.750 | 30/37 (7) | 14/23 | 16/12 | 4/4 | 7/8 | 23/16 |
| RV/RV TEXAS A&M | 37/35 | 37/38 | 74-73 | +1 | 24-43/26-52 | .558/.500 | 4-12/7-21 | .333/.333 | 22-34/14-24 | .647/.583 | 28/27 +1 | 10/14 | 12/12 | 2/5 | 5/4 | 18/25 |
| Vanderbilt | 36/27 | 38/40 | 74-67 | +7 | 23-43/21-55 | .535/.382 | 3-10/6-25 | .300/.240 | 25-37/19-27 | .676/.704 | 35/30 +5 | 11/11 | 11/7 | 7/4 | 3/6 | 19/23 |
| South Carolina | 37/34 | 31/42 | 68-76 | (8) | 22-49/23-61 | .449/.377 | 1-11/5-23 | .091/.217 | 23-36/25-38 | .639/.658 | 35/40 (5) | 7/11 | 16/9 | 5/1 | 5/7 | 32/27 |
| FLORIDA | 31/33 | 33/33 | 64-66 | (2) | 26-65/22-66 | .400/.333 | 4-17/6-30 | .235/.200 | 8-12/16-25 | .667/.640 | 49/38 +11 | 13/12 | 17/7 | 4/4 | 4/6 | 17/14 |
| MISSISSIPPI STATE | 38/36 | 40/29 | 78-65 | +13 | 25-58/26-67 | .431/.388 | 5-14/5-29 | .357/.172 | 23-30/8-10 | .767/.800 | 41/31 +10 | 11/16 | 11/11 | 5/4 | 7/5 | 13/23 |
| #7/7 West Virginia | 33/48 | 50/28 | 83-76 | +7 | 26-58/27-68 | .448/.397 | 8-18/10-24 | .444/.417 | 23-29/12-18 | .793/.667 | 49/34 +15 | 16/12 | 16/6 | 7/7 | 1/6 | 20/23 |
| VANDERBILT | 27/33 | 44/38 | 83-81 | +2 | 29-64/28-59 | .453/.475 | 5-14/9-25 | .357/.360 | 20-27/16-23 | .741/.696 | 35/37 (2) | 7/14 | 9/15 | 4/3 | 6/3 | 22/23 |
| Mizzou | 18/28 | 42/41 | 60-69 | (9) | 21-67/19-41 | .313/.463 | 2-20/7-23 | .100/.304 | 16-23/24-33 | .696/.727 | 40/36 +4 | 9/13 | 12/20 | 2/8 | 7/3 | 29/20 |

Note: Game totals are displayed in the format TEAM/OPPONENT for each category