



# ARKANSAS RAZORBACKS

1 National Championship » 6 Final Four Appearances » 10 Sweet 16 Appearances » 31 NCAA Appearances

## 2017-18 SCHEDULE »

Overall: 19-8 | SEC: 8-6 | H: 14-1 | A: 2-6 | N: 3-1

NOVEMBER	TV	W/L	SCORE
10	Samford	SEC Network +	W 95-56
12	Bucknell	SEC Network	W 101-73
17	Fresno State	SEC Network +	W 83-75
23	vs. Oklahoma <sup>^</sup>	ESPN2	W 92-83
24	vs. #9 North Carolina <sup>^</sup>	ESPN	L 87-68
26	vs. UConn <sup>^</sup>	ESPN	W 102-67

### DECEMBER

2	at Houston	CBS Sports	L 91-65
5	Colorado State	SEC Network +	W 92-66
9	#14 Minnesota	SEC Network	W 95-79
16	vs. Troy <sup>+</sup>	None	W 88-63
19	Oral Roberts	SEC Network +	W 104-69
27	CSU Bakersfield	SEC Network	W 95-68
30	#19 Tennessee*	SEC Network	W (OT) 95-93

### JANUARY

2	at Mississippi State*	SEC Network	L 78-75
6	at Auburn*	ESPN	L 88-77
10	LSU*	SEC Network	L 75-54
13	Missouri*	ESPN2	W 65-63
17	at Florida*	ESPN2	L 88-73
20	Ole Miss*	SEC Network	W 97-93
23	at Georgia*	SEC Network	W (2OT) 80-77
27	Oklahoma State%	ESPN2	W 66-65
30	at Texas A&M*	ESPN	L 80-66

### FEBRUARY

3	at LSU*	SEC Network	L 94-86
6	South Carolina*	ESPN2	W 81-65
10	Vanderbilt*	SEC Network	W 72-54
13	at Ole Miss*	SEC Network	W 75-64
17	#21 Texas A&M*	ESPN	W 94-75
20	Kentucky*	ESPN	8 p.m.
24	at Alabama*	SEC Network	5 p.m.
27	#12 Auburn*	SEC Network	8 p.m.

### MARCH

3	at Missouri*	ESPN/2	5 p.m.
7-11	at SEC Tournament	St. Louis	TBD

- + at Verizon Arena (North Little Rock, Ark.)
- <sup>^</sup> Phil Knight Invitational (Portland, Oregon)
- % Big12/SEC Challenge
- \* SEC Game

# 5

» See page 5 for a full breakdown of Arkansas' 97 dunks through the first 27 games of the season.

## THE MATCHUP »

### ARKANSAS RAZORBACKS (19-8, 8-6 SEC)

**Head Coach:** Mike Anderson (Tulsa '82)  
**Record at Arkansas:** 147-82 (7th Season)  
**Overall Record:** 347-180 (16th Season)



### KENTUCKY WILDCATS (18-9, 7-7 SEC)

**Head Coach:** John Calipari (Clarion State '82)  
**Record at UK:** 267-62 (9th Season)  
**Overall Record:** 670-200 (26th Season)



## #FASTEST40 STORYLINES »

- The Razorbacks welcome Kentucky to town for Super Tuesday on ESPN as Bud Walton Arena is sold out for the sixth time this season.

- For the first time in 10 years, Arkansas is 3-0 in its last three games against ranked teams, including Saturday's 19-point win against No. 21 Texas A&M.

- Daniel Gafford earned his third SEC Freshman of the Week honor on Monday. He joins NBA players Bobby Portis and Patrick Beverley as the only Razorbacks to ever earn the honor three times.

- During the last five years, the Razorbacks have posted a 33-14 (.702) regular season record in the months of February and March.

- The Razorbacks are 14-1 in Bud Walton Arena this season with a +17.2 average margin of victory, including a +130 scoring margin in the first half.

- Arkansas has won 36 consecutive games in which it has led at halftime. During Mike Anderson era, the Razorbacks are 121-7 when leading at the intermission.

- Arkansas has the fourth-most home wins in the country during the last seven seasons. The Razorbacks are 109-16 (.872) at BWA under Mike Anderson.

- Arkansas is 6-0 this season when Daryl Macon and Jaylen Barford both score 20+ points in the same game, including 5-0 in SEC play. The Razorbacks are 8-1 the duo combines for 40 points.

- Jaylen Barford is the only player in the SEC to rank in the top five in three-point field goal percentage (1st), points per game (2nd) and field goal percentage (5th).

## GAMEDAY INFORMATION »

**DATE:** Tuesday, Feb. 20, 2018 | 8 p.m. CT

**LOCATION:** Bud Walton Arena (Fayetteville, Ark.)

**TV:** ESPN | WatchESPN

**TALENT:** Joe Tessitore (PXP), Sean Farnham (Analyst)

• **Reporter:** Laura Rutledge

**RADIO:** Razorback/IMG Sports Network

**TALENT:** Chuck Barrett (PXP), Matt Zimmerman (Analyst)

**STATS:** ArkansasRazorbacks.com | StatBroadcast

**SERIES RECORD:** Kentucky leads, 30-11

**SERIES NOTE:** Hogs have won 3 of the last 4 in Fayetteville

## A WIN WOULD »

- Make Arkansas the only team in the SEC to win five straight SEC games in four of the last five years.

- Give the Razorbacks a 4-1 record in their last five home games against Kentucky.

- Send Arkansas to 15+ wins in Bud Walton Arena for the seventh time in the last eight seasons.

- Give Arkansas 20+ wins in four of the last six years.

## ON THE BRINK OF ELITE COMPANY »



- Daryl Macon and Jaylen Barford are looking to become the sixth and seventh players in program history to score 1,000 points as a Razorback in just two seasons. Four of the seven players will have done it in the last four seasons under Coach Anderson.

Player	Games	Years	PPG	Points
Martin Terry	52	1972-73	26.3	1,368
Scotty Thurman	65	1993-94	16.6	1,079
Todd Day	67	1989-90	16.5	1,109
Dusty Hannahs	68	2016-17	15.4	1,047
Bobby Portis	70	2014-15	15.0	1,047
Jaylen Barford	63	2017-18	15.2	961
Daryl Macon	63	2017-18	14.9	943

## HOW THEY COMPARE » BY THE NUMBERS »

	82.8	.484	.400	35.4	14.9	4.6	6.6	75.1	.427	.345	-0.6	+1.3
	≈	≈	≈		≈		≈		≈	≈		≈
	POINTS	FG%	3FG%	BOARDS	ASSISTS	BLOCKS	STEALS	SCORING DEFENSE	FG% DEFENSE	3FG% DEFENSE	REBOUND MARGIN	AST-TO RATIO
	75.8	.465	.330	39.0	13.1	5.1	5.6	70.7	.411	.289	+5.1	+1.0

#FASTEST40



**NUMERICAL ROSTER »**

No.	Name	Pos.	Yr.	Ht.	Wt.	Hometown/High School/Last School
0	Jaylen Barford	G	Sr.	6-3	202	Jackson, Tenn./South Side HS/Motlow State CC
1	Trey Thompson	F	Sr.	6-9	265	Madison Ark./Forrest City HS
2	Adrio Bailey	F	So.	6-6	204	Campti, La./Lakeview HS
3	Khalil Garland	G	Fr.	6-5	198	Little Rock, Ark./Parkview HS
4	Daryl Macon	G	Sr.	6-3	185	Little Rock, Ark./Parkview HS/Holmes CC
5	Arlando Cook	F	Sr.	6-8	215	St. Louis, Mo./Madison Prep/Connors State College
10	Daniel Gafford	F	Fr.	6-11	234	El Dorado, Ark./El Dorado HS
11	Jalen Harris*	G	So.	6-2	166	Raleigh, N.C./Word of God Christian Academy/New Mexico
13	Dustin Thomas	F	Sr.	6-8	225	Texarkana, Texas/Pleasant Grove HS/Colorado
14	JT Plummer	G	Sr.	6-1	185	San Antonio, Texas/TMI Episcopal
15	Jonathan Holmes	G	So.	5-10	190	Columbia, Ill./Columbia HS
20	Darius Hall	F	Fr.	6-6	202	Little Rock, Ark./Mills University Studies HS
22	Gabe Osabuohien	F	Fr.	6-8	219	Toronto, Canada/Southwest Christian Academy
23	C.J. Jones	G	So.	6-5	175	Birmingham, Ala./Central Park Christian
31	Anton Beard	G	Sr.	6-0	198	N. Little Rock, Ark./North Little Rock HS

\*Will sit out the 2017-18 season due to NCAA transfer rules

**COACHING STAFF »**

Title	Name	Experience	Alma Mater
Head Coach	Mike Anderson	7th Year	Tulsa, '82
Associate Head Coach	Melvin Watkins	7th Year	Charlotte, '77
Assistant Coach	TJ Cleveland	7th Year	Arkansas, '02
Assistant Coach	Scotty Thurman	2nd Year	Philander-Smith, '03
Director of Operations	Matt Zimmerman	7th Year	Arkansas, '90
Director of S-A Development	Jeff Daniels	7th Year	Montevallo, '82
Video Coordinator	Will Bartlett	7th Year	Missouri, '09
Graduate Assistant	Riley Hall	2nd Year	Arkansas, '16
Graduate Assistant	Velton Kennedy	1st Year	Arkansas, '17
Athletic Trainer	Dave England	35th Year	Arkansas, '80

**A-Z ROSTER »**

No.	Name	Yr.
2	Bailey, Adrio	So.
0	Barford, Jaylen	Sr.
31	Beard, Anton	Sr.
5	Cook, Arlando	Sr.
10	Gafford, Daniel	Fr.
3	Garland, Khalil	Fr.
20	Hall, Darius	Fr.
11	Harris, Jalen	So.
15	Holmes, Jonathan	So.
23	Jones, C.J.	So.
4	Macon, Daryl	Sr.
22	Osabuohien, Gabe	Fr.
14	Plummer, JT	Sr.
13	Thomas, Dustin	Sr.
1	Thompson, Trey	Sr.

**BY STATE »**

<b>Alabama (1)</b>		
23	C.J. Jones	Birmingham, Ala.
<b>Arkansas (6)</b>		
1	Trey Thompson	Madison Ark.
3	Khalil Garland	Little Rock, Ark.
4	Daryl Macon	Little Rock, Ark.
10	Daniel Gafford	El Dorado, Ark.
20	Darius Hall	Little Rock, Ark.
31	Anton Beard	N. Little Rock, Ark.
<b>Canada (1)</b>		
22	Gabe Osabuohien	Toronto
<b>Illinois (1)</b>		
15	Holmes, Jonathan	Columbia, Ill.
<b>Louisiana (1)</b>		
2	Adrio Bailey	Campti, La.
<b>Missouri (1)</b>		
5	Arlando Cook	St. Louis, Mo.
<b>North Carolina (1)</b>		
11	Jalen Harris*	Raleigh, N.C.
<b>Tennessee (1)</b>		
0	Jaylen Barford	Jackson, Tenn.
<b>Texas (2)</b>		
13	Dustin Thomas	Texarkana, Texas
14	JT Plummer	San Antonio, Texas



**#0 Jaylen Barford** Sr. | G | 6-3 | 202 | Jackson, Tenn.  
**#1 Trey Thompson** Sr. | F | 6-9 | 265 | Madison, Ark.  
**#2 Adrio Bailey** So. | F | 6-6 | 204 | Campti, La.  
**#3 Khalil Garland** Fr. | G | 6-5 | 198 | Little Rock, Ark.  
**#4 Daryl Macon** Sr. | G | 6-3 | 185 | Little Rock, Ark.



**#5 Arlando Cook** Sr. | F | 6-8 | 215 | St. Louis, Mo.  
**#10 Daniel Gafford** Fr. | F | 6-11 | 234 | El Dorado, Ark.  
**#11 Jalen Harris** So. | G | 6-2 | 164 | Raleigh, N.C.  
**#13 Dustin Thomas** Sr. | F | 6-8 | 225 | Texarkana, Texas  
**#15 Jonathan Holmes** So. | G | 5-10 | 190 | Columbia, Ill.



**#20 Darius Hall** Fr. | F | 6-6 | 210 | Little Rock, Ark.  
**#22 Gabe Osabuohien** Fr. | F | 6-8 | 219 | Toronto, Canada  
**#23 C.J. Jones** So. | G | 6-5 | 175 | Birmingham, Ala.  
**#31 Anton Beard** Sr. | G | 6-0 | 185 | North Little Rock, Ark.  
**Mike Anderson** Head Coach | 7th Season

**BY CLASS »**

<b>SENIORS (7)</b>		
0	Jaylen Barford	Sr.
1	Trey Thompson	Sr.
4	Daryl Macon	Sr.
5	Arlando Cook	Sr.
13	Dustin Thomas	Sr.
14	JT Plummer	Sr.
31	Anton Beard	Sr.
<b>SOPHOMORES (4)</b>		
2	Adrio Bailey	So.
11	Jalen Harris*	So.
15	Jonathan Holmes	So.
23	C.J. Jones	So.
<b>FRESHMEN (4)</b>		
3	Khalil Garland	Fr.
10	Daniel Gafford	Fr.
20	Darius Hall	Fr.
22	Gabe Osabuohien	Fr.

**THE PRONUNCIATIONS »**

Adrio Bailey: A-Dree-O  
 Gabe Osabuohien: oh-sah-BOY-en

**CLOSE CALLS »**

- Arkansas is 10-1 in its last 11 contests decided by one possession, the best mark since the 1994-95 season.
- In games decided by four points or less, Arkansas has won 12 of the last 13, including a 6-1 mark away from Bud Walton Arena.

**EXCEEDING EXPECTATIONS »**

- After being picked to finish sixth in the SEC by the media, Arkansas is looking to finish higher than it was picked for the fifth straight season.

Year	Picked	Finished
2017-18	6th	TBD
2016-17	5th	T-3rd
2015-16	11th	T-8th
2014-15	3rd	2nd
2013-14	8th	5th

**SUSTAINED SUCCESS »**

- The Razorbacks are one of four teams in the league to finish .500 or better in SEC play each of the last five years.
- Arkansas and Kentucky are the only schools to finish in the top three of the SEC in two of the last three years.

**THE 2018 SIGNING CLASS »**

- The Razorbacks signed six incoming freshmen during the 2018 early signing period, ranking as the 17th-best class in the country by ESPN.

Signee	Pos.	Ht.	Hometown
Ethan Henderson	6-9	F	Little Rock, Ark.
Reggie Chaney	6-8	F	Tulsa, Okla.
Jordan Phillips	6-7	G	Cedar Hill, Texas
Keyshawn Embery	6-3	G	Oklahoma City
Isaiah Joe	6-4	G	Fort Smith, Ark.
Desi Sills	6-2	G	Jonesboro, Ark.

**HIGH-PERCENTAGE HOGS »**

- Daniel Gafford ranks 4th among all freshmen in the country in field goal percentage at 62.3 percent, ranking 32nd overall in the nation.
- Gafford's 62.3 mark is on pace for the second-best mark by a Razorback freshman in school history. The current record is held by Sidney Moncrief, who shot 66.5 percent in his first season as a Razorback.
- Jaylen Barford is the only player in the SEC to rank in the top five in three-point field goal percentage (1st), points per game (2nd) and field goal percentage (5th).
- Barford and Daryl Macon are ranked 1st and 2nd, respectively, in the SEC in three-point shooting percentage at 44.6 and 43.4 percent from behind the arc.

**THE RUNNIN' RAZORBACKS »**

- Arkansas has 66 runs of seven points or more in 27 games this season, compared to just 38 by opponents.
- The Razorbacks have multiple runs of seven points or more in 22 of 27 games.

Run	Ark	Opp
7-0	21	7
8-0	12	12
9-0	7	4
10-0	9	7
11-0	6	4
12-0	2	2
13-0	2	2
14-0	2	-
15-0	2	-
16-0	1	-
19-0	2	-
<b>Total Runs</b>	<b>66</b>	<b>38</b>

**SENIOR GUARDS WIN GAMES »**

- In the upset win against No. 19 Tennessee, Daryl Macon's 33 points and Jaylen Barford's 28 points marked the first time Arkansas has had two 28-point scorers in an SEC game.
- Against current AP Top 25 teams, Barford (22.3) and Macon (19.3) have combined to average 41.6 points per game in four contests.
- Against Tennessee, Daryl Macon became one of six players in program history to record multiple 30-point games against SEC opponents.
- Barford (24 pts) and Macon (25 pts) combined for 49 points to lead Arkansas in a comeback win over Georgia on the road.
- Both have scored 20-plus points in the same game six times this year (6-0) and have combined for 40-plus points nine times this season (8-1).

**BEST RETURNING DUO IN 24 YEARS »**

- Jaylen Barford and Daryl Macon are the first Razorback duo since Scotty Thurman and Corliss Williamson to return after both players recorded 450-plus points and 70-plus assists the previous season. (via @HogStats)

Player	Season	Assists	Points
Daryl Macon	2016-17	80	483
Jaylen Barford	2016-17	72	459
Corliss Williamson	1993-94	74	695
Scotty Thurman	1993-94	103	539

**RECORD BREAKDOWN**

At Home (Bud Walton Arena)	14-1
On The Road	2-6
Neutral	3-1
White Uniforms	14-1
Cardinal Uniforms	3-6
Anthracite Uniforms	0-0
Special Edition PK80 Uniforms	2-1

**HALFTIME/LEADS/OVERTIME**

Leading at the half, home	12-0
Leading at the half, road/neutral	3-0
Tied at the half, home	0-0
Tied at the half, road/neutral	0-0
Trailing at the half, home	2-1
Trailing at the half, road/neutral	2-7
Games decided by 5 points or fewer	5-1
Games decided by 10 points or fewer	7-2
Leading with 5:00 left in regulation	16-1
Leading with 2:00 left in regulation	16-1
Overtime games	2-0

**OFFENSE**

Scoring less than 70 points	2-4
Scoring 70-79 points	2-3
Scoring 80-89 points	4-1
Scoring 90-99 points	8-0
Scoring 100+ points	3-0
2 Players Or Less in Double Figures	2-1
3 Players in Double Figures	4-4
4 Players in Double Figures	8-2
5 Players in Double Figures	3-1
6 Players in Double Figures	2-0
7 Players in Double Figures	0-0
1 Player Scores 20 Points	7-5
2 Players Score 20 Points	6-0
When shooting 50 percent or higher	9-2
When shooting less than 50 percent	10-6

**REBOUNDING/TURNOVERS**

When outrebounding opponent	9-2
When outrebounded	9-5
When rebounds are even	1-1
When grabbing 10+ offensive reb	7-4
When forcing 15+ turnovers	11-1
When committing less than 15 turnovers	16-8
When committing 15+ turnovers	3-0

**Top Scorers (Includes Ties)**

Jaylen Barford	9-5
Daryl Macon	8-3
Daniel Gafford	3-0
C.J. Jones	1-0
Anton Beard	0-1

**Top Rebounders (Includes Ties)**

Daniel Gafford	10-4
Trey Thompson	4-3
Anton Beard	2-1
Daryl Macon	1-0
Darious Hall	3-3
Jaylen Barford	1-2
Dustin Thomas	2-1

**Months**

In November	5-1
In December	6-1
In January	4-5
In February	4-1
In March	0-0

## SERIES HISTORY »

Series:	Kentucky leads 30-11
Since UA joined the SEC in 91-92:	Kentucky leads 25-11
In Fayetteville:	Arkansas leads 7-6
In Lexington:	Kentucky leads 14-3
In Nashville:	Kentucky leads 3-0
In Atlanta:	Kentucky leads 3-1
In St. Louis:	Kentucky leads 1-0
In Memphis:	Kentucky leads 1-0
In New Orleans:	Kentucky leads 1-0
In Little Rock:	Kentucky leads 1-0

• Arkansas has won three of the last four meetings against the Wildcats inside Bud Walton Arena.

### The Last 10 Meetings

Date	Site	W/L	Score
03/12/17	Nashville	L	82-65
01/07/17	Lexington	L	97-71
01/21/16	Fayetteville	L	80-66
03/15/15	Nashville	L	78-63
02/28/15	Lexington	L	84-67
02/27/14	Lexington	W (OT)	71-67
01/14/14	Fayetteville	W (OT)	87-85
03/02/13	Fayetteville	W	73-60
01/17/12	Lexington	L	86-63
02/23/11	Fayetteville	W (OT)	77-76

## SENIOR GUARDS WIN GAMES »

• In the upset win against No. 19 Tennessee, Daryl Macon's 33 points and Jaylen Barford's 28 points marked the first time Arkansas has had two 28-point scorers in an SEC game.

• Against current AP Top 25 teams, Barford (21.6) and Macon (19.4) have combined to average 41.0 points per game in five contests, an average of 51.5 percent of Arkansas' total scoring output in those five games.

• Against Tennessee, Daryl Macon became one of six players in program history to record multiple 30-point games against SEC opponents.

• Barford (24 pts) and Macon (25 pts) combined for 49 points to lead Arkansas in a comeback win over Georgia on the road.

• Both have scored 20-plus points in the same game six times this year (6-0) and have combined for 40-plus points nine times this season (8-1).

## NEWS AND NOTES »

• During the Mike Anderson era, Arkansas is 87-11 when scoring 80+ points, including wins in 32 of the last 33 games.

• Jaylen Barford and Daryl Macon have both scored 20+ points in the same game six times this year. Arkansas is 6-0 in those games.

• Arkansas has recorded 11 victories over AP Top 25 teams during the Mike Anderson era, including at least one in six of his first seven years.

• The Razorbacks posted two AP top-20 wins in a five-game span with wins over No. 14 Minnesota and No. 19 Tennessee, three total this season. Arkansas has multiple top-20 wins in the same season for the third time under Coach Anderson.

• From Dec. 5 through Dec. 27, the Razorbacks had five straight games with fewer than 10 turnovers for the first time in the last 20 years.

• Jaylen Barford tied for the most games in the country of 15+ points, 2+ rebounds, 2+ assists and less than 3 turnovers with 13.

• During the Mike Anderson era, Arkansas is 121-7 in games it led at the half, including 36 consecutive victories. This year, the Razorbacks have led by an average of 10.3 points at the break in 19 wins.

• The Razorbacks are the only high-major program in country with seven seniors on its roster. TCU and Minnesota both have six.

• Arkansas recorded 28 assists in the season opener, marking the third time in the 21st century and the second time in the Anderson era the Razorbacks had 28-plus assists in a game. The Razorbacks recorded 27 assists against Oral Roberts on Dec. 19.

• During the last seven years, Arkansas is 43-3 when dishing out 20 assists, including a 31-1 mark in non-conference play. The Razorbacks are 4-0 this season when recording 20-plus dimes.

• Daryl Macon is a perfect 26-of-26 from the free throw line in the final minute and overtime of games this season. In his career, he is 56-of-60 (.933).

• Arkansas has knocked off three ranked opponents at home for the first time in six years.

## MISCELLANEOUS STATISTICS »

### Double-Figure Scoring Games

Player	13-14	14-15	15-16	16-17	17-18	Career
Barford	--	--	--	27	25	52
Macon	--	--	--	27	22	49
Beard	--	8	7	14	15	44
Gafford	--	--	--	--	18	18
Jones	--	--	--	2	9	11
Thomas	1	3	--	4	1	9
Hall	--	--	--	--	6	6
Bailey	--	--	--	1	3	4
Thompson	--	0	2	0	1	3

### 20-Point Scoring Games

Player	13-14	14-15	15-16	16-17	17-18	Career
Barford	--	--	--	5	11	16
Macon	--	--	--	3	13	16
Gafford	--	--	--	--	1	1

### 30-Point Scoring Games

Player	13-14	14-15	15-16	16-17	17-18	Career
Macon	--	--	--	1	1	2

### 3 + Three-Pointers in a Game

Player	13-14	14-15	15-16	16-17	17-18	Career
Macon	--	--	--	11	14	25
Barford	--	--	--	2	13	15
Jones	--	--	--	1	7	8
Beard	--	2	1	2	2	7
Thomas	0	1	--	0	0	1
Hall	--	--	--	--	1	1

### 5 + Three-Pointers in a Game

Player	13-14	14-15	15-16	16-17	17-18	Career
Macon	--	--	--	1	5	6
Jones	--	--	--	0	2	2
Barford	--	--	--	0	2	2

### Double Figure Rebounding Games

Player	13-14	14-15	15-16	16-17	17-18	Career
Gafford	--	--	--	--	2	2
Thompson	--	0	0	1	1	2
Thomas	0	0	--	0	1	1
Hall	--	--	--	--	1	1

### Double-Doubles

Player	13-14	14-15	15-16	16-17	17-18	Career
Gafford	--	--	--	--	1	1
Hall	--	--	--	--	1	1

### 5 + Assist Games

Player	13-14	14-15	15-16	16-17	17-18	Career
Macon	--	--	--	5	10	15
Beard	--	0	0	2	5	7
Barford	--	--	--	1	5	6
Thompson	--	0	1	1	2	4

### 3 + Steals in a Game

Player	13-14	14-15	15-16	16-17	17-18	Career
Barford	--	--	--	6	3	9
Beard	--	4	1	2	0	7
Macon	--	--	--	2	3	5
Thomas	0	1	--	1	1	3
Gafford	--	--	--	--	1	1
Thompson	--	0	0	1	0	1
Bailey	--	--	--	1	0	1

### 3 + Blocks in a Game

Player	13-14	14-15	15-16	16-17	17-18	Career
Gafford	--	--	--	--	9	9
Thompson	--	0	2	1	2	5
Jones	--	--	--	1	0	1
Cook	--	--	--	1	0	1
Bailey	--	--	--	0	1	1

# WELCOME TO THE #DUNKPALACE



## DUNKS BY PLAYER »

Daniel Gafford	54
Adrio Bailey	15
Darious Hall	10
Trey Thompson	6
C.J. Jones	4
Jaylen Barford	3
Daryl Macon	3
Gabe Osabuohien	2
8 Players	97

## MOST DUNKS IN A GAME »

12	Samford (11/10/17)
7	Troy (12/16/17)
7	Fresno State (11/17/17)
6	Mississippi State (1/2/18)
6	Oral Roberts (12/19/17)
5	CSU Bakersfield (12/27/17)
5	Colorado State (12/5/17)
5	Missouri (01/13/18)

## MOST DUNKS IN A HALF »

8	2nd	Samford (11/10/17)
6	2nd	Fresno State (11/17/17)
5	2nd	Troy (12/16/17)
4	1st	Oral Roberts (12/19/17)
4	1st	Samford (11/10/17)


## RECORD BY DUNKS »

5+ Dunks	7-1
4+ Dunks	8-2
2+ Dunks	18-5
1 Dunk	0-1
Held Without a Dunk	1-2

## MOST DUNKS IN THE SEC »

Alabama	126
Mississippi State	107
Texas A&M	101
Arkansas	97
Auburn	96
Kentucky	93
LSU	72
Missouri	66
Tennessee	57
Vanderbilt	55
Florida	52
Ole Miss	47
Georgia	44
South Carolina	34

## 97 DUNKS IN 27 GAMES



**Daniel Gafford has more dunks than 4 SEC teams »**

- Arkansas' 97 dunks are the most through 27 games of the Mike Anderson era. The next fastest team to reach 97 dunks was the 2014-15 team, which needed all 36 games.

- Arkansas' 12 dunks against Samford are the most throwdowns of the Mike Anderson era in a single game with the previous high of eight coming against Mississippi State on Jan. 23, 2013.

Dunks	Opponent	Year
12	Samford	2017-18
8	Mississippi State	2012-13
7	Troy	2017-18
7	Fresno State	2017-18
7	Minnesota	2012-13
7	Alabama A&M	2012-13
7	Northwestern State	2015-16
7	Northwestern State	2014-15
7	Vanderbilt	2014-15

- Three of the four highest single-game dunk totals of the Mike Anderson era have come this season.

- The Razorbacks tallied just 46 dunks last season in 36 games.

- Arkansas is 18-4 this year when Daniel Gafford records at least one dunk. He has 54 dunks, which is more than four teams in the SEC.

# MIKE ANDERSON



**HEAD COACH**  
**7TH SEASON AT ARKANSAS**  
**16TH SEASON OVERALL**

## CAREER NUMBERS

### At Arkansas: 147-82 (7th Year)

2017-18 » 19-8  
2016-17 » 26-10 (NCAA, Second Round)  
2015-16 » 16-16  
2014-15 » 27-9 (NCAA, Third Round)  
2013-14 » 22-12 (NIT, Second Round)  
2012-13 » 19-13  
2011-12 » 18-14

### At Missouri: 111-57 (5 Years)

2010-11 » 23-11 (NCAA Second Round)  
2009-10 » 23-11 (NCAA Second Round)  
2008-09 » 31-7 (NCAA Elite Eight)  
2007-08 » 16-16  
2006-07 » 18-12

### At Alabama-Birmingham (UAB): 89-41 (4 Years)

2005-06 » 24-7 (NCAA First Round)  
2004-05 » 22-11 (NCAA Second Round)  
2003-04 » 22-10 (NCAA Sweet 16, C-USA Co-Champs)  
2002-03 » 21-13 (NIT Quarterfinals)

**Overall Record 347-180 (16th Year)**

## IT'S A NUMBERS GAME

### Postseason Tournaments

**1 2 3 4 5 6 7 8 9 10**

### 20-Win Seasons

**1 2 3 4 5 6 7 8 9 10**

### NCAA Tournaments

**1 2 3 4 5 6 7 8**

### 30-Win Seasons

**1**

### Losing Seasons

**0**

## PERSONAL INFO

Born: Dec. 12, 1959  
Hometown: Birmingham, Ala.  
Alma Mater: Tulsa (1982)  
Wife: Marcheita  
Children: Darcheita, Michael Jr., Yvonne  
Date Named Head Coach at Arkansas: March 23, 2011

Razorback Nation welcomed home one of its own on March 23, 2011, when Mike Anderson was named the 12th head men's basketball coach in Arkansas history. Charged with bringing back the winning tradition that was synonymous with the Razorback program throughout the '80s and '90s, Anderson enters his seventh season at Arkansas and 16th year as a head coach in 2017-18.

Anderson continued to bring Razorback basketball back to national relevance in 2016-17, leading Arkansas to a 26-10 record, a spot in the SEC Tournament Championship game and on the brink of knocking off the eventual National Champion North Carolina Tar Heels with the Sweet 16 on the line.

The Razorbacks posted the seventh-most wins in program history last season, as Anderson led his squad to 12 SEC victories for the fifth time in school history and captured six conference road victories, tying the 1994 championship team and the 2015 NCAA Tournament squad for the most in the SEC era. The Razorbacks ended the season 8-3 in their last 11 SEC road contests, the best stretch since the end of the 1993-94 and beginning of the 1994-95 seasons. Arkansas used its second-best free throw percentage in school history (.761) to post a 4-0 record in games decided by one possession and a perfect 24-0 mark when leading with two minutes left in the contest.

The outlook on Razorback basketball has never been brighter, as Anderson welcomes a top-25 recruiting class to Fayetteville for the upcoming season that features four of the top five players in the state of Arkansas. Three of the four players are listed as four-star prospects by ESPN as Anderson's staff continues to land the best talent in the state.

During the last four years, 17 current or former players have received their degree from the University of Arkansas, including five individuals during the 2016-17 season. Seniors Dusty Hannahs, Moses Kingsley and Manuele Watkins walked across the stage, while junior Trey Thompson participated in commencement and is scheduled to complete his degree in December and wear the coveted "SEC Graduate" patch on his uniform during the 2017-18 campaign. Former Razorback great and all-time assist leader Kareem Reid walked across the stage 18 years after his final game as a Hog, and former graduate transfer Willy Kouassi graduated in the summer of 2017 with his master's degree.

During his first six seasons at Arkansas, Anderson produced a 128-74 record and was the first head coach in program history to win 18 or more games in each of his first four years. Anderson has also re-established Bud Walton Arena as one of the toughest places to play and brought excitement back to the tradition-rich program. Since his return to Fayetteville, the Razorbacks are tied for the fourth-most home victories in the country with 95 and are one of four teams in the country with 95-plus wins and 15 or fewer losses at home over the last six seasons. The 2012-13 squad posted just the third unbeaten SEC home record (9-0) in program history and the first since 1998. The success on-and-off the court has translated into fan support as Arkansas returned to the top 25 in national attendance the first six years, including No. 12 in 2016-17.

## CONSISTENCY

*Head coach Mike Anderson is one of just four current Division I coaches with 15-plus years of head coaching experience and zero losing seasons. He is the only coach to accomplish the feat at three different programs.*

Coch	Schools	Yrs
Roy Williams	Kansas/UNC	30th
Tom Izzo	Michigan State	23rd
Mark Few	Gonzaga	18th
<b>Mike Anderson</b>	<b>UAB/Missouri/Arkansas</b>	<b>16th</b>

» BY THE NUMBERS »

4

» At least four Arkansas players have earned SEC Academic Honor Roll honors each of the last four years.

18

» Arkansas has had 18 current and former players graduate since May 2014, averaging 4.5 graduates per academic year.

21

» During the last four years, men's basketball has earned 21 SEC All-Academic honors, including seven in 2015-16.


# PLAY HARD ACT RIGHT

• Senior Trey Thompson in December and is wearing the coveted "SEC Graduate" patch on his uniform during the remainder of the 2017-18 campaign.

• Arkansas had a team grade point average of 2.93 last year, while all four incoming freshman had over a 3.3 GPA during their summer term.

18

CURRENT OR FORMER PLAYERS HAVE GRADUATED IN THE LAST 4 YEARS



» THE NATIONAL POLLS »

Associated Press Poll (Feb. 19)

RK	TEAM	RECORD	POINTS
1	Virginia (42)	24-2	1,601
2	Michigan State (19)	26-3	1,565
3	Villanova (4)	24-3	1,509
4	Xavier	24-4	1,398
5	Duke	22-5	1,292
6	Gonzaga	25-4	1,206
6	Texas Tech	22-5	1,206
8	Kansas	21-6	1,166
9	Purdue	24-5	1,130
10	<b>North Carolina</b>	<b>21-7</b>	<b>1,074</b>
11	Cincinnati	23-4	954
12	<b>Auburn</b>	<b>23-4</b>	<b>873</b>
13	Wichita State	21-5	870
14	Arizona	21-6	831
15	Clemson	20-6	683
16	Ohio State	22-7	680
17	Michigan	22-7	615
18	Rhode Island	21-4	455
19	<b>Tennessee</b>	<b>19-7</b>	<b>427</b>
20	Nevada	23-5	330
21	West Virginia	19-8	329
22	Saint Mary's	25-4	291
23	<b>Houston</b>	<b>21-5</b>	<b>263</b>
24	Middle Tennessee	22-5	87
25	Florida State	19-8	63

Others receiving votes: Baylor 52, **Kentucky 33**, Arizona State 32, **Arkansas 23**, UCLA 20, St. Bonaventure 13, Virginia Tech 12, Creighton 10, Penn State 6, **Missouri 5**, Kansas State 5, **Texas A&M 4**, TCU 4, Loyola-Chicago 2, Butler 2, East Tennessee State 1, **Alabama 1**, Boise State 1, **Oklahoma 1**

USA Today Coaches Poll (Feb. 19)

RK	TEAM	RECORD	POINTS
1	Michigan State (20)	26-3	782
2	Virginia (8)	24-2	773
3	Villanova (4)	24-3	745
4	Xavier	24-4	656
5	Duke	22-5	655
6	Gonzaga	25-4	602
7	Texas Tech	22-5	588
8	Kansas	21-6	566
9	Purdue	24-5	526
10	<b>North Carolina</b>	<b>21-7</b>	<b>498</b>
11	Cincinnati	23-4	497
12	Wichita State	21-5	404
13	<b>Auburn</b>	<b>23-4</b>	<b>358</b>
14	Arizona	21-6	340
15	Ohio State	22-7	339
16	Michigan	22-7	325
17	Clemson	20-6	324
18	Rhode Island	21-4	263
19	<b>Tennessee</b>	<b>19-7</b>	<b>208</b>
20	Saint Mary's	25-4	173
21	West Virginia	19-8	168
22	Nevada	23-5	143
23	<b>Houston</b>	<b>21-5</b>	<b>119</b>
24	Middle Tennessee	22-5	72
25	Arizona State	19-7	47

Others receiving votes: Creighton 34, **Kentucky 31**, Virginia Tech 20, Florida State 18, **Texas A&M 15**, **Florida 14**, Seton Hall 13, Baylor 12, UCLA 11, St. Bonaventure 11, Butler 9, Kansas State 9, Miami 9, Nebraska 7, Loyola-Chicago 6, **Arkansas 3**, East Tennessee State 2, Louisiana 1, Boise State 1, New Mexico State 1, **Oklahoma 1**, TCU 1

» WEEK-BY-WEEK RANKINGS »

WEEK	AP	COACHES	NCAA RPI
Preseason	NR	RV	--
Nov. 13	RV	RV	--
Nov. 20	RV	RV	--
Nov. 27	RV	RV	--
Dec. 4	NR	NR	13
Dec. 11	RV	RV	9
Dec. 18	RV	RV	8
Dec. 25	RV	RV	11
Jan. 1	22	23	4
Jan. 8	RV	RV	17
Jan. 15	NR	NR	21
Jan. 22	NR	NR	32
Jan. 29	NR	NR	21
Feb. 5	NR	NR	41
Feb. 12	NR	NR	35
Feb. 19	RV	RV	25
Feb. 26			
March 5			
March 12			
April 2 (Final)			

**The Last time Arkansas was ranked in the AP...**

Top 25:	No. 22	Jan. 1, 2018
Top 15:	No. 15	Nov. 14, 2000
Top 10:	No. 6	1994-95 Final Poll
Top 5:	No. 5	March 7, 1995
No. 1:	No. 1	1994-95 Preseason Poll

» QUICK FACTS »

**ABOUT ARKANSAS**

Location..... Fayetteville, Ark.  
 Enrollment .....27,558  
 Founded .....1871  
 Colors ..... Cardinal (PMS 201) and White  
 Nickname.....Razorbacks  
 Conference.....Southeastern (SEC)  
 Arena (Capacity).....Bud Walton Arena (19,200)

**ADMINISTRATION**

System President..... Dr. Donald R. Bobbitt  
 Chancellor.....Dr. Joseph E. Steinmetz  
 Athletic Director.....Hunter Yurachek  
 Faculty Representative .....Gerald Jordan

**COMMUNICATIONS**

Associate Communications Director.....David Beall  
 Email .....jdb048@uark.edu  
 Office Phone..... 479-575-3114  
 Cell Phone .....479-445-5336  
 Twitter .....@Beall\_sid  
 Secondary Contact .....Brent Hull  
 Email ..... bwh003@uark.edu  
 Office Fax.....479-575-7481  
 Athletic Website .....ArkansasRazorbacks.com  
 Bud Walton Arena Press Row.....479-575-6622  
 Arkansas Ticket Office.....479-575-5151

**HISTORY**

First Year ..... 1923-24  
 Seasons..... 95th  
 Overall Conference Championships . 24 (2 SEC, 22 SWC)  
 SEC Overall Championships .....2 (1992, 1994)  
 SEC Division Championships .. 4 (1992, 1993, 1994, 1995)  
 SEC Tournament Championships .....1 (2000)  
 NCAA Tournament Appearances ..... 31\*  
 National Championships.....1 (1994)  
 National Runner-Up.....1 (1995)  
 NCAA Final Fours.... 6 (1941, 1945, 1978, 1990, 1994, 1995)  
 NCAA Elite Eight ..... 6 (1978, 1979, 1990, 1994, 1995)  
 NCAA Sweet 16 .....10  
 NIT Record (App.) ..... 5-4 (3)

\* - Arkansas also received a bid in 1944 but was unable to participate due to a car accident. Total number of appearances is 31.

» THE LITTLE THINGS MATTER »

Player	Deflections	Charges	Steals	Dunks	Blocks
Adrio Bailey	89	4	11	15	20
Jaylen Barford	126	1	30	3	7
Anton Beard	128	5	23	0	2
Arlando Cook	40	0	6	0	2
Daniel Gafford	168	6	18	54	53
Khalil Garland	0	0	0	0	0
Darious Hall	88	6	13	10	6
Jonathan Holmes	3	0	1	0	0
C.J. Jones	39	0	7	4	4
Daryl Macon	82	2	29	3	2
Gabe Osabuohien	37	8	2	2	3
Dustin Thomas	97	8	17	0	3
Trey Thompson	126	0	21	6	23
<b>Totals</b>	<b>1,023</b>	<b>40</b>	<b>179</b>	<b>97</b>	<b>125</b>

» HONORS AND AWARDS »

**Daryl Macon**

- SEC Player of the Week (Jan. 29, 2018)
- SEC Player of the Week (Jan. 1, 2018)
- SEC Player of the Week (Dec. 18, 2017)
- Preseason coaches All-SEC second team
- SEC All-Tournament Team (2017)
- SEC Player of the Week (Feb. 20, 2017)
- MVP of the Lone Star Shootout (2017)

**Jaylen Barford**

- Preseason coaches All-SEC second team
- PK80 Victory Bracket All-Tournament team

**Anton Beard**

- SEC All-Freshman (2015)
- SEC Freshman of the Week (Feb. 23, 2015)

**Daniel Gafford**

- SEC Freshman of the Week (Dec. 11, 2017)
- SEC Freshman of the Week (Jan. 22, 2018)
- SEC Freshman of the Week (Feb. 19, 2018)

**Trey Thompson**

- SEC Winter Academic Honor Roll (2015-16)
- SEC First Year Academic Honor Roll (2014-15)

**Dustin Thomas**

- SEC First Year Academic Honor Roll (2015-16)

» PROHOGS BY THE NUMBERS »

**#PROHOGS**

37	» Arkansas has had 37 all-time NBA Draft selections from 35 different players in program history.
16	» The Razorbacks have 16 All-Star game appearances by Joe Johnson (7), Sidney Moncrief (5) and Alvin Robertson (4).
12	» Arkansas has 12 first round NBA Draft picks in program history with Sidney Moncrief going No. 5 overall in 1979.

**#PROHOGS PRODUCTION »**

Arkansas has had 29 former players go on to play in the NBA, including three this season as listed below.

Player	Team	Yrs	Draft Class
Joe Johnson	Jazz	17th	2001 - 10th (UTA)
Patrick Beverley	Rockets	6th	2009 - 42nd (LAC)
Bobby Portis	Bulls	3rd	2015 - 22nd (CHI)



▶ THE LAST TIME ARKANSAS »

**POINTS »**

- Scored 100+ : 12/19/17 - 104 vs. Oral Roberts
- Scored 100+ in an SEC game: 02/10/15 - 101 vs. Auburn
- Scored fewer than 50: 02/09/16 - 46 at Mississippi State

**OVERTIME GAMES »**

- Played in an OT game: 01/23/18 at Georgia, W, 80-77 (2 OT)
- Played in a 2OT game: 01/23/18 at Georgia, W, 80-77 (2 OT)
- Played in a 3OT game: 02/09/80 vs. Houston, L, 90-84 (3 OT)

**VERSUS TOP-25 OPPONENTS »**

- Beat an AP Top 25 team: 02/17/18 vs. No. 21 Texas A&M, W, 95-75
- Beat an AP Top 20 team: 12/30/17 vs. No. 19 Tennessee, W, 95-93 (OT)
- Beat an AP Top 15 team: 12/09/17 vs. No. 14 Minnesota, W, 95-79
- Beat an AP Top 10 team: 01/27/16 vs. No. 5 Texas A&M, W, 74-71
- Beat an AP Top 5 team: 01/27/16 vs. No. 5 Texas A&M, W, 74-71

**VERSUS TOP-25 OPPONENTS ON THE ROAD »**

- Beat an AP Top 25 team on road: 02/15/17 at No. 21 South Carolina, W, 83-76
- Beat an AP Top 5 team on road: 02/09/94 at No. 4 Kentucky, W, 90-82

**DOUBLE-DOUBLES »**

- Two players in same game: 02/17/16 vs. Auburn
  - Moses Kingsley (20 pts, 10 rebs) and Jabril Durham (12 pts, 10 asts)

**3-POINT SHOOTING »**

- 10+ 3FGM in a game: 02/17/18 - 10 vs. Texas A&M
- 15+ 3FGM in a game: 01/09/16 - 16 vs. Mississippi State

**AT THE CHARITY STRIPE »**

- Attempted 30+ FT in a game: 01/20/18 - 35 vs. Ole Miss
- 20+ FTM in a game: 02/06/18 - 23 (of 29) vs. South Carolina
- 25+ FTM in a game: 01/20/18 - 28 (of 35) vs. Ole Miss

**ASSISTS »**

- Had 20+ assists: 12/19/17 - 27 vs. Oral Roberts
- Had 20+ assists in back-to-back games: 12/05/17 (22 vs. Colorado State) 12/09/17 (23 vs. Minnesota)
- Had 25+ assists: 12/19/17 - 27 vs. Oral Roberts
- Had 2 players with 5+ assists: 02/17/18 vs. Texas A&M (Barford - 5, Beard - 5)
- Had 3 players with 5+ assists: 11/10/17 vs. Samford (Macon - 8, Barford & Beard - 6)

▶ THE LAST TIME AN ARKANSAS PLAYER »

**POINTS »**

- Scored 30-39 points in a game: 12/30/17 - 33 by Daryl Macon vs. Tennessee
- Scored 40-49 points in a game: 01/11/92 - 43 by Todd Day vs. LSU
- Scored 50+ points in a game: 11/13/09 - 51 by Rotnei Clarke vs. Alcorn State

**DOUBLE-DOUBLES »**

- Points/Rebounds: 02/13/18 - 14 pts and 11 rebs by Darius Hall at Ole Miss
- Points/Assists: 02/17/16 - 12 pts and 10 asts by Jabril Durham vs. Auburn

**REBOUNDS »**

- Had 15+ rebounds in a game: 03/07/15 - 15 by Bobby Portis vs. LSU
- Had 20+ rebounds in a game: 11/21/97 - 23 by Nick Davis vs. Jackson State

**THREE-POINT SHOOTING »**

- 5+ 3FGM in a game: 02/06/18 - 5 (9 att) by Jaylen Barford vs. South Carolina

**AT THE CHARITY STRIPE »**

- 10+ FTA in a game: 02/13/18 - 10 by Daniel Gafford at Ole Miss
- 10+ FTM in a game: 02/06/18 - 12 (of 13) by Daryl Macon vs. South Carolina

**ASSISTS »**

- 5+ assists in a game: 02/17/18 at Ole Miss (Barford - 5) 02/17/18 at Ole Miss (Beard - 5)
- Consecutive 5+ assists games: 02/03/18 by Daryl Macon at LSU (5) 02/06/18 by Daryl Macon vs. South Carolina (5)
- Three straight 5+ assists games: 01/12/18 by Daryl Macon vs. Missouri (8) 01/17/18 by Daryl Macon at Florida (5) 01/20/18 by Daryl Macon vs. Ole Miss (6)

**AT THE CHARITY STRIPE »**

- 10+ assists in a game: 03/05/16 - 11 by Jabril Durham vs. South Carolina
- Consecutive 10+ assists games: 01/16/10 - by Courtney Fortson vs. Alabama (10) 01/21/10 - by Courtney Fortson vs. Florida (11)

**BLOCKS »**

- Had 3+ blocks in a game: 02/10/18 - 7 by Daniel Gafford vs. Vanderbilt
- Had 5+ blocks in a game: 02/10/18 - 7 by Daniel Gafford vs. Vanderbilt

**STEALS »**

- Had 5+ steals in a game: 12/19/17 - 5 by Jaylen Barford vs. Oral Roberts
- Had consecutive 5+ steal games: 01/01/06 - by Ronnie Brewer vs. W. Illinois (5) 01/07/06 - by Ronnie Brewer vs. Miss. State (5)

## » ARKANSAS GAME HIGHS »

POINTS	104	ORAL ROBERTS (12/19/17)
	102	vs UCONN (11/26/17)
	101	BUCKNELL (11/12/17)
FIELD GOALS MADE	41	ORAL ROBERTS (12/19/17)
	39	MINNESOTA (12/09/17)
FIELD GOAL ATTEMPTS	72	vs North Carolina (11/24/17)
	71	TEXAS A&M (02/17/18)
	71	BUCKNELL (11/12/17)
FIELD GOAL PERCENTAGE	.600 (33-55)	vs UCONN (11/26/17)
	.594 (41-69)	ORAL ROBERTS (12/19/17)
3 PT FIELD GOALS MADE	14	ORAL ROBERTS (12/19/17)
	11	at Georgia (01/23/18)
	11	OLE MISS (01/20/18)
	11	vs UCONN (11/26/17)
3 PT FG ATTEMPTS	27	CSU BAKERSFIELD (12/27/17)
	27	vs North Carolina (11/24/17)
3 PT FG PERCENTAGE	.579 (11-19)	vs UCONN (11/26/17)
	.560 (14-25)	ORAL ROBERTS (12/19/17)
FREE THROWS MADE	28	OLE MISS (01/20/18)
	27	vs Oklahoma (11/23/17)
FREE THROW ATTEMPTS	38	FRESNO STATE (11/17/17)
	35	OLE MISS (01/20/18)
FREE THROW PERCENTAGE	.818 (27-33)	vs Oklahoma (11/23/17)
	.800 (28-35)	OLE MISS (01/20/18)
REBOUNDS	49	at Ole Miss (02/13/18)
	47	CSU BAKERSFIELD (12/27/17)
ASSISTS	28	SAMFORD (11/10/17)
	27	ORAL ROBERTS (12/19/17)
STEALS	14	ORAL ROBERTS (12/19/17)
BLOCKED SHOTS	9	VANDERBILT (02/10/18)
	9	MINNESOTA (12/09/17)
	9	vs North Carolina (11/24/17)
TURNOVERS	16	vs Oklahoma (11/23/17)
	15	VANDERBILT (02/10/18)
	15	at Georgia (01/23/18)
FOULS	27	MINNESOTA (12/09/17)
	26	at Mississippi State (01/02/18)

## » ARKANSAS GAME LOWS »

POINTS	54	LSU (01/10/18)
	65	at Houston (12/02/17)
	65	MISSOURI (01/13/18)
FIELD GOALS MADE	19	at Houston (12/02/17)
	19	LSU (01/10/18)
FIELD GOAL ATTEMPTS	50	MISSOURI (01/13/18)
	53	OLE MISS (01/20/18)
	53	SOUTH CAROLINA (02/06/18)
FIELD GOAL PERCENTAGE	.333 (19-57)	LSU (01/10/18)
	.345 (19-55)	at Houston (12/02/17)
3 PT FIELD GOALS MADE	3	at LSU (02/03/18)
3 PT FG ATTEMPTS	8	at LSU (02/03/18)
	13	MISSOURI (01/13/18)
3 PT FG PERCENTAGE	.211 (4-19)	at Auburn (01/06/18)
	.222 (4-18)	LSU (01/10/18)
FREE THROWS MADE	5	vs North Carolina (11/24/17)
	5	at Mississippi State (01/02/18)
FREE THROW ATTEMPTS	8	vs North Carolina (11/24/17)
	12	at Mississippi State (01/02/18)
FREE THROW PERCENTAGE	.400 (6-15)	at Florida (01/17/18)
	.417 (5-12)	at Mississippi State (01/02/18)
REBOUNDS	25	ORAL ROBERTS (12/19/17)
	28	at Georgia (01/23/18)
ASSISTS	7	at Houston (12/02/17)
	9	TENNESSEE (12/30/17)
STEALS	3	at Mississippi State (01/02/18)
	3	LSU (01/10/18)
	3	at Florida (01/17/18)
BLOCKED SHOTS	0	at Ole Miss (02/13/18)
TURNOVERS	5	COLORADO STATE (12/05/17)
	6	vs Troy (12/16/17)
FOULS	12	ORAL ROBERTS (12/19/17)

## » ARKANSAS INDIVIDUAL GAME HIGHS »

Points	33	Daryl Macon vs Tennessee (12/30/17)
	28	Jaylen Barford at Florida (01/17/18)
	28	Jaylen Barford vs Tennessee (12/30/17)
Field Goals Made	10	Jaylen Barford at Georgia (01/23/18)
	10	Jaylen Barford at Florida (01/17/18)
	10	Jaylen Barford vs Tennessee (12/30/17)
	10	Daryl Macon vs Tennessee (12/30/17)
	10	Jaylen Barford vs Bucknell (11/12/17)
Field Goal Att.	20	Jaylen Barford at Georgia (01/23/18)
	19	Jaylen Barford vs Oklahoma (11/23/17)
FG Pct (min 5 made)	1.000 (8-8)	Daniel Gafford vs Minnesota (12/09/17)
	1.000 (6-6)	Darius Hall at Texas A&M (01/30/18)
3-Point FG Made	6	Daryl Macon vs Oklahoma (11/23/17)
	5	Jaylen Barford vs South Carolina (02/06/18)
	5	Daryl Macon at Georgia (01/23/18)
	5	Jaylen Barford at Florida (01/17/18)
	5	Daryl Macon at Mississippi State (01/02/18)
	5	Daryl Macon vs Tennessee (12/30/17)
	5	C.J. Jones vs Oral Roberts (12/19/17)
	5	Daryl Macon vs Troy (12/16/17)
	5	C.J. Jones vs Minnesota (12/09/17)
3-Point FG Att.	10	Jaylen Barford vs Texas A&M (02/17/18)
	10	Daryl Macon at Georgia (01/23/18)
	10	C.J. Jones vs North Carolina (11/24/17)
3-Pt FG Pct (min 2 made)	1.000 (2-2)	Jaylen Barford vs Oral Roberts (12/19/17)
	.833 (5-6)	Jaylen Barford at Florida (01/17/18)
Free Throws Made	12	Daryl Macon vs South Carolina (02/06/18)
	11	Daryl Macon vs Ole Miss (01/20/18)
Free Throw Att.	13	Daryl Macon vs South Carolina (02/06/18)
	12	Daryl Macon vs Ole Miss (01/20/18)
FT Pct (min 6 made)	1.000 (8-8)	Darius Hall vs Ole Miss (01/20/18)
	1.000 (8-8)	Daryl Macon vs Tennessee (12/30/17)
	1.000 (7-7)	Daryl Macon vs Oklahoma (11/23/17)
	1.000 (6-6)	Daryl Macon at LSU (02/03/18)
	1.000 (6-6)	Daryl Macon at Georgia (01/23/18)
	1.000 (6-6)	C.J. Jones vs UCONN (11/26/17)
	1.000 (6-6)	Anton Beard vs Oklahoma (11/23/17)
Rebounds	12	Daniel Gafford vs CSU Bakersfield (12/27/17)
	11	Darius Hall at Ole Miss (02/13/18)
	11	Daniel Gafford at Florida (01/17/18)
	11	Trey Thompson vs Bucknell (11/12/17)
Assists	8	Daryl Macon vs Missouri (01/13/18)
	8	Daryl Macon vs CSU Bakersfield (12/27/17)
	8	Daryl Macon vs Minnesota (12/09/17)
	8	Daryl Macon vs Samford (11/10/17)
Steals	5	Jaylen Barford vs Oral Roberts (12/19/17)
	3	Daryl Macon vs South Carolina (02/06/18)
	3	Dustin Thomas vs Oklahoma State (01/27/18)
	3	Jaylen Barford at Georgia (01/23/18)
	3	Jaylen Barford vs Ole Miss (01/20/18)
	3	Daniel Gafford vs Ole Miss (01/20/18)
	3	Daryl Macon at Auburn (01/06/18)
	3	Daryl Macon vs Troy (12/16/17)
Blocked Shots	7	Daniel Gafford vs Vanderbilt (02/10/18)
	6	Daniel Gafford vs Minnesota (12/09/17)
Turnovers	6	Jaylen Barford vs Missouri (01/13/18)
	5	Daryl Macon at Georgia (01/23/18)
Fouls	5	Darius Hall vs Vanderbilt (02/10/18)
	5	Trey Thompson at Texas A&M (01/30/18)
	5	Adrio Bailey at Mississippi State (01/02/18)
	5	Anton Beard vs Tennessee (12/30/17)
	5	Dustin Thomas vs Tennessee (12/30/17)
	5	Daniel Gafford vs UCONN (11/26/17)
	5	Daniel Gafford vs Bucknell (11/12/17)
	5	Daniel Gafford vs Samford (11/10/17)
Minutes	42	Jaylen Barford at Georgia (01/23/18)
	42	Anton Beard vs Tennessee (12/30/17)
	41	Daryl Macon vs Tennessee (12/30/17)
	38	Anton Beard at Georgia (01/23/18)
	38	Daryl Macon at Auburn (01/06/18)
	38	Jaylen Barford at Mississippi State (01/02/18)
	38	Anton Beard vs North Carolina (11/24/17)

▶ STARTING LINEUPS »

Date	Opponent	G	G	G	F	F	Outcome
Nov. 10	Samford	Barford	Macon	Beard	Bailey	Thompson	W, 95-56
Nov. 12	Bucknell	Barford	Macon	Beard	Bailey	Thompson	W, 101-73
Nov. 17	Fresno State	Barford	Macon	Beard	Bailey	Thompson	W, 83-75
Nov. 23	vs. Oklahoma^	Barford	Macon	Beard	Bailey	Thompson	W, 92-83
Nov. 24	vs. North Carolina^	Barford	Macon	Beard	Bailey	Thompson	L, 87-68
Nov. 26	vs. UConn^	Barford	Macon	Beard	Bailey	Thompson	W, 102-67
Dec. 2	at Houston	Barford	Macon	Beard	Bailey	Thompson	L, 91-65
Dec. 5	Colorado State	Barford	Macon	Beard	Thomas	Thompson	W, 92-66
Dec. 9	Minnesota	Barford	Macon	Beard	Thomas	Gafford	W, 95-79
Dec. 16	vs. Troy+	Barford	Macon	Beard	Thomas	Gafford	W, 88-63
Dec. 19	Oral Roberts	Barford	Macon	Beard	Thomas	Gafford	W, 104-69
Dec. 27	CSU Bakersfield	Barford	Macon	Beard	Thomas	Gafford	W, 95-68
Dec. 30	Tennessee*	Barford	Macon	Beard	Thomas	Gafford	W, 95-93 (OT)
Jan. 2	at Mississippi State*	Barford	Macon	Beard	Thomas	Gafford	L, 78-75
Jan. 6	at Auburn*	Barford	Macon	Beard	Thomas	Gafford	L, 88-77
Jan. 10	LSU*	Barford	Macon	Beard	Bailey	Gafford	L, 75-54
Jan. 13	Missouri*	Barford	Hall	Beard	Thomas	Gafford	W, 65-63
Jan. 17	at Florida*	Barford	Macon	Beard	Thomas	Gafford	L, 88-73
Jan. 20	Ole Miss*	Barford	Hall	Beard	Bailey	Gafford	W, 97-93
Jan. 23	at Georgia*	Barford	Hall	Beard	Bailey	Gafford	W, 80-77
Jan. 27	Oklahoma State	Barford	Hall	Beard	Bailey	Gafford	W, 66-65
Jan. 30	at Texas A&M*	Barford	Hall	Beard	Cook	Gafford	L, 80-66
Feb. 3	at LSU*	Barford	Macon	Beard	Thomas	Gafford	L, 94-86
Feb. 6	South Carolina*	Barford	Macon	Beard	Bailey	Gafford	W, 81-65
Feb. 10	Vanderbilt*	Barford	Macon	Beard	Cook	Gafford	W, 72-54
Feb. 13	at Ole Miss*	Barford	Macon	Beard	Thomas	Gafford	W, 75-64
Feb. 17	Texas A&M*	Barford	Macon	Beard	Thomas	Gafford	W, 94-75
Feb. 20	Kentucky*	--	--	--	--	--	--
Feb. 24	at Alabama*	--	--	--	--	--	--
Feb. 27	Auburn*	--	--	--	--	--	--
March 3	at Missouri*	--	--	--	--	--	--

^ Phil Knight Invitational (Portland, Oregon)

+ at Verizon Arena (North Little Rock, Ark.)

\* SEC Game

% Big12/SEC Challenge

LEADS & DEFICITS »

Date	Opponent	Largest Lead	Largest Deficit	Time Led	Time Trailed	Time Tied	Outcome
Nov. 10	Samford	44 (2nd - 12:09)	1 (1st - 16:52)	38:45	0:07	1:08	W, 95-56
Nov. 12	Bucknell	28 (2nd - 00:19)	3 (1st - 19:37)	37:56	1:41	0:23	W, 101-73
Nov. 17	Fresno State	19 (2nd - 10:32)	6 (1st - 17:50)	35:05	4:42	0:13	W, 83-75
Nov. 23	vs. Oklahoma^	10 (1st - 8:45)	2 (1st - 16:05)	36:29	0:58	2:33	W, 93-83
Nov. 24	vs. North Carolina^	6 (1st - 15:05)	19 (2nd - 0:24)	7:25	31:21	1:14	L, 87-68
Nov. 26	vs. UConn^	42 (2nd - 2:03)	None	39:49	None	0:11	W, 102-67
Dec. 2	at Houston	None	30 (2nd - 3:04)	None	38:34	1:26	L, 91-65
Dec. 5	Colorado State	29 (2nd - 5:43)	11 (1st - 16:10)	32:05	7:34	0:21	W, 92-66
Dec. 9	Minnesota	19 (2nd - 7:59)	None	39:19	None	0:41	W, 95-79
Dec. 16	vs. Troy+	25 (2nd - 1:43)	6 (1st - 18:47)	35:38	4:10	0:12	W, 88-63
Dec. 19	Oral Roberts	40 (2nd - 15:54)	None	38:55	None	1:05	W, 104-69
Dec. 27	CSU Bakersfield	27 (2nd - 0:23)	3 (1st - 18:42)	36:56	1:25	1:39	W, 95-68
Dec. 30	Tennessee*	11 (OT - 0:47)	10 (1st - 1:11)	4:05	38:23	2:32	W, 95-93 (OT)
Jan. 2	at Mississippi State*	8 (2nd - 12:46)	4 (1st - 0:44)	28:44	6:09	5:07	L, 78-75
Jan. 6	at Auburn*	None	21 (2nd - 11:24)	None	39:43	0:16	L, 88-77
Jan. 10	LSU*	1 (1st - 19:37)	27 (2nd - 2:29)	0:20	39:17	0:23	L, 75-54
Jan. 13	Missouri*	18 (1st - 6:11)	6 (2nd - 4:43)	27:21	8:21	4:18	W, 65-63
Jan. 17	at Florida*	2 (1st - 15:24)	21 (2nd - 4:01)	0:58	36:49	2:13	L, 88-73
Jan. 20	Ole Miss*	16 (1st - 1:58)	2 (1st - 14:42)	39:09	0:21	0:30	W, 97-93
Jan. 23	at Georgia*	6 (2nd - 7:45)	16 (1st - 6:40)	10:58	31:36	7:26	W, 80-77
Jan. 27	Oklahoma State	3 (2nd - 2:06)	13 (1st - 11:40)	6:38	32:30	0:52	W, 66-65
Jan. 30	at Texas A&M*	9 (1st - 14:14)	21 (2nd - 13:37)	6:34	30:50	2:36	L, 80-66
Feb. 3	at LSU*	4 (1st - 18:36)	13 (2nd - 17:59)	6:33	32:05	1:22	L, 94-86
Feb. 6	South Carolina*	17 (2nd - 6:09)	5 (1st - 14:47)	34:36	4:31	0:53	W, 81-65
Feb. 10	Vanderbilt*	21 (2nd - 3:18)	6 (1st - 9:06)	28:45	9:55	1:20	W, 72-54
Feb. 13	at Ole Miss*	18 (2nd - 3:00)	6 (1st - 17:59)	26:51	12:41	0:28	W, 75-64
Feb. 17	Texas A&M*	19 (2nd - 0:38)	2 (1st - 18:32)	38:20	0:24	1:16	W, 94-75
Feb. 20	Kentucky*	--	--	--	--	--	--
Feb. 24	at Alabama*	--	--	--	--	--	--
Feb. 27	Auburn*	--	--	--	--	--	--
March 3	at Missouri*	--	--	--	--	--	--

^ Phil Knight Invitational (Portland, Oregon)

+ at Verizon Arena (North Little Rock, Ark.)

\* SEC Game

% Big12/SEC Challenge

▶ GAME-BY-GAME LEADERS »

Date	Opponent	Points	Rebounds	Assists	Steals	Blocks
Nov. 10	Samford	Two Players (16)	Thompson (8)	Macon (8)	Macon (2)	Gafford (3)
Nov. 12	Bucknell	Barford (27)	Thompson (11)	Macon (4)	Three Players (2)	Two Players (2)
Nov. 17	Fresno State	Gafford (25)	Gafford (8)	Barford (5)	Gafford (2)	Gafford (3)
Nov. 23	vs. Oklahoma^	Macon (27)	Thomas (9)	Thompson (5)	Two Players (2)	Barford (2)
Nov. 24	vs. North Carolina^	Barford (21)	Gafford (6)	Beard (4)	Barford (2)	Bailey (5)
Nov. 26	vs. UConn^	Barford (24)	Hall (6)	Thompson (5)	Five Players (1)	Bailey (1)
Dec. 2	at Houston	Two Players (13)	Two Players (6)	Beard (3)	Four Players (1)	Thompson (1)
Dec. 5	Colorado State	Two Players (19)	Gafford (6)	Macon (7)	Two Players (2)	Gafford (2)
Dec. 9	Minnesota	Barford (22)	Gafford (7)	Macon (8)	Two Players (2)	Gafford (6)
Dec. 16	vs. Troy+	Macon (25)	Barford (7)	Two Players (5)	Macon (3)	Gafford (3)
Dec. 19	Oral Roberts	Barford (18)	Two Players (4)	Three Players (4)	Barford (5)	Three Players (2)
Dec. 27	CSU Bakersfield	Barford (19)	Gafford (12)	Macon (8)	Three Players (2)	Three Players (1)
Dec. 30	Tennessee*	Macon (33)	Gafford (8)	Barford (4)	Barford (2)	Gafford (5)
Jan. 2	at Mississippi State*	Macon (24)	Barford (7)	Barford (5)	Beard (2)	Thompson (1)
Jan. 6	at Auburn*	Barford (21)	Two Players (6)	Barford (3)	Macon (3)	Cook (2)
Jan. 10	LSU*	Barford (17)	Thompson (6)	Macon (4)	Three Players (1)	Gafford (3)
Jan. 13	Missouri*	Gafford (15)	Two Players (6)	Macon (8)	Two Players (2)	Gafford (1)
Jan. 17	at Florida*	Barford (28)	Gafford (11)	Macon (5)	Three Players (1)	Two Players (1)
Jan. 20	Ole Miss*	Barford (23)	Gafford (9)	Macon (6)	Two Players (3)	Gafford (3)
Jan. 23	at Georgia*	Macon (25)	Two Players (4)	Beard (4)	Barford (3)	Thompson (2)
Jan. 27	Oklahoma State	Macon (22)	Thomas (10)	Beard (6)	Thomas (3)	Thompson (2)
Jan. 30	at Texas A&M*	Macon (20)	Hall (7)	Two Players (4)	Two Players (2)	Thompson (3)
Feb. 3	at LSU*	Macon (22)	Five Players (4)	Macon (4)	Two Players (2)	Two Players (1)
Feb. 6	South Carolina*	Macon (25)	Two Players (6)	Macon (4)	Macon (3)	Two Players (3)
Feb. 10	Vanderbilt*	Macon (21)	Gafford (9)	Macon (4)	Two Players (2)	Gafford (7)
Feb. 13	at Ole Miss*	Gafford (19)	Hall (11)	Macon (6)	Four Players (1)	None
Feb. 17	Texas A&M*	Barford (21)	Hall (7)	Two Players (5)	Five Players (5)	Gafford (2)
Feb. 20	Kentucky*	--	--	--	--	--
Feb. 24	at Alabama*	--	--	--	--	--
Feb. 27	Auburn*	--	--	--	--	--
March 3	at Missouri*	--	--	--	--	--

^ Phil Knight Invitational (Portland, Oregon)

+ at Verizon Arena (North Little Rock, Ark.)

\* SEC Game

% Big12/SEC Challenge

Date	Opponent	Deflections	Charges	Steals	Dunks	Blocks
Nov. 10	Samford	43	2	7	12	6
Nov. 12	Bucknell	34	1	10	4	5
Nov. 17	Fresno State	42	4	5	7	6
Nov. 23	vs. Oklahoma^	37	3	8	2	4
Nov. 24	vs. North Carolina^	48	1	8	0	9
Nov. 26	vs. UConn^	43	2	5	4	1
Dec. 2	at Houston	27	4	4	0	1
Dec. 5	Colorado State	42	2	6	5	3
Dec. 9	Minnesota	50	1	5	3	9
Dec. 16	vs. Troy+	50	1	7	7	8
Dec. 19	Oral Roberts	42	1	14	6	7
Dec. 27	CSU Bakersfield	42	1	10	5	3
Dec. 30	Tennessee*	34	4	4	2	7
Jan. 2	at Mississippi State*	22	1	3	6	3
Jan. 6	at Auburn*	27	1	6	1	4
Jan. 10	LSU*	22	0	3	2	5
Jan. 13	Missouri*	38	1	7	5	1
Jan. 17	at Florida*	25	0	3	2	2
Jan. 20	Ole Miss*	32	0	9	3	4
Jan. 23	at Georgia*	48	1	8	0	2
Jan. 27	Oklahoma State	49	1	9	3	7
Jan. 30	at Texas A&M*	33	1	7	4	7
Feb. 3	at LSU*	26	0	8	3	2
Feb. 6	South Carolina*	45	2	8	3	7
Feb. 10	Vanderbilt*	42	1	6	2	9
Feb. 13	at Ole Miss*	40	1	4	3	0
Feb. 17	Texas A&M*	41	3	5	3	3
Feb. 20	Kentucky*	--	--	--	--	--
Feb. 24	at Alabama*	--	--	--	--	--
Feb. 27	Auburn*	--	--	--	--	--
March 3	at Missouri*	--	--	--	--	--
<b>TOTALS</b>		<b>1,023</b>	<b>40</b>	<b>179</b>	<b>97</b>	<b>125</b>

^ Phil Knight Invitational (Portland, Oregon)

+ at Verizon Arena (North Little Rock, Ark.)

\* SEC Game

% Big12/SEC Challenge

► MISCELLANEOUS TEAM STATS »

Date	Opponent	W/L	Points In Paint			Pts Off Turnovers			2nd Chance Pts			Fast Break Pts		
			Ark	Opp.	Diff.	Ark	Opp.	Diff.	Ark	Opp.	Diff.	Ark	Opp.	Diff.
Nov. 10	Samford	W	44	20	+24	35	14	+21	7	17	-10	19	9	+10
Nov. 12	Bucknell	W	54	28	+26	29	15	+14	25	8	+17	10	0	+10
Nov. 17	Fresno State	W	40	36	+4	20	11	+9	13	14	-1	12	9	+3
Nov. 23	vs. Oklahoma^	W	30	42	-12	20	13	+7	12	4	+8	6	12	-6
Nov. 24	vs. North Carolina^	L	28	38	-10	15	15	0	6	8	-2	2	8	-6
Nov. 26	vs. UConn^	W	38	28	+10	20	16	+4	9	7	+2	13	3	+10
Dec. 2	at Houston	L	18	29	-11	9	12	-3	8	9	-1	0	9	-9
Dec. 5	Colorado State	W	38	20	+18	27	6	+21	8	18	-10	16	7	+9
Dec. 9	Minnesota	W	46	38	+8	17	12	+5	15	12	+3	11	15	-4
Dec. 16	vs. Troy+	W	50	16	+34	17	7	+10	12	9	+3	19	2	+17
Dec. 19	Oral Roberts	W	46	38	+8	42	9	+33	11	12	-1	26	6	+20
Dec. 27	CSU Bakersfield	W	40	22	+18	24	9	+15	23	16	+7	9	8	+1
Dec. 30	Tennessee*	W	38	30	+8	18	10	+8	11	11	0	19	16	+3
Jan. 2	at Mississippi State*	L	42	38	+4	9	19	-10	9	16	-7	4	10	-6
Jan. 6	at Auburn*	L	40	36	+4	9	16	-7	9s	4	+5	15	10	+5
Jan. 10	LSU*	L	26	44	-18	6	15	-9	13	11	+2	3	6	-3
Jan. 13	Missouri*	W	34	14	+20	14	19	-5	7	13	-6	14	7	+7
Jan. 17	at Florida*	L	36	26	+10	11	17	-6	14	10	+4	4	14	-10
Jan. 20	Ole Miss*	W	30	32	-2	21	18	+3	11	22	-11	8	8	0
Jan. 23	at Georgia*	W	24	18	+6	23	16	+7	10	21	-11	12	6	+6
Jan. 27	Oklahoma State	W	30	20	+10	20	9	+11	23	15	+8	11	2	+9
Jan. 30	at Texas A&M*	L	24	34	-10	20	11	+9	5	10	-5	8	14	-6
Feb. 3	at LSU*	L	48	22	+26	17	9	+8	12	12	0	14	2	+12
Feb. 6	South Carolina*	W	24	20	+4	26	11	+15	12	7	+5	6	4	+2
Feb. 10	Vanderbilt*	W	22	20	+2	12	15	-3	4	11	-7	14	2	+12
Feb. 13	at Ole Miss*	W	26	18	+8	10	8	+2	15	8	+7	6	7	-1
Feb. 17	Texas A&M*	W	34	32	+2	18	10	+8	17	14	+3	7	10	-3
Feb. 20	Kentucky*	--	--	--	--	--	--	--	--	--	--	--	--	--
Feb. 24	at Alabama*	--	--	--	--	--	--	--	--	--	--	--	--	--
Feb. 27	Auburn*	--	--	--	--	--	--	--	--	--	--	--	--	--
March 3	at Missouri*	--	--	--	--	--	--	--	--	--	--	--	--	--
<b>TOTALS</b>		<b>19-8</b>	<b>950</b>	<b>759</b>	<b>+191</b>	<b>509</b>	<b>342</b>	<b>+167</b>	<b>321</b>	<b>319</b>	<b>+2</b>	<b>288</b>	<b>206</b>	<b>+82</b>

^ Phil Knight Invitational (Portland, Oregon)

+ at Verizon Arena (North Little Rock, Ark.)

\* SEC Game

% Big12/SEC Challenge

# JAYLEN BARFORD



#0 | Senior | Guard | 6-3 | 202 | Jackson, Tenn. | Motlow State CC

## BARFORD'S NEWS & NOTES »

- Named to preseason coaches All-SEC second team.
- Leads the SEC in scoring average in league games at 19.5 points per contest.
- Only player in the SEC to rank in the top five in 3-pt field goal percentage (1st), scoring average (2nd) and field goal percentage (5th).
- Has 16 career 20-point games, 10 coming away from Bud Walton Arena.
- 11 of his 16 20-point efforts are this season. Five have come in last nine conference games.
- In those last nine SEC games, Barford has gone 67-of-134 (.500) from the field, including 29-of-58 (.500) from deep, averaging 20.3 points per game.
- Posted a career-high 28 points against Tennessee, scoring 8 of Arkansas' final 17 points to help force overtime.
- Tied a career-high 28 points, shooting 10-of-15 from the field, hitting a career-high five three pointers at Florida.
- Combined with Daryl Macon to score 61 points, including 31 of Arkansas' final 41, to defeat No. 19 Tennessee.
- Tied for the most games in the nation (13) with at least 15 points, 2 rebounds, 2 assists and less than 3 turnovers.
- Has hit three-plus three pointers in nine of the last 13 games, bringing his total to 13 this season. He did it twice in 36 games a year ago.
- Named to PK80 Victory Bracket All-Tournament team, after leading the team with 21.3 points per game.

## GAME-BY-GAME STATS »

#00 Jaylen Barford

Opponent	Date	gs	min	Total		3-Pointers		Free throws		Rebounds			pf	a	tlo	blk	stl	pts	avg		
				fg-fga	pct	3fg-fga	pct	ft-fga	pct	off	def	tot								avg	
SAMFORD	11/10/17	*	29	5-11	.455	2-5	.400	4-5	.800	0	4	4	4.0	3	6	2	1	1	16	16.0	
BUCKNELL	11/12/17	*	28	10-15	.667	2-3	.667	5-9	.556	2	3	5	4.5	1	2	1	0	2	27	21.5	
FRESNO STATE	11/17/17	*	35	5-13	.385	2-4	.500	6-8	.750	3	4	7	5.3	3	5	2	0	0	18	20.3	
vs Oklahoma	11/23/17	*	34	7-19	.368	3-7	.429	2-4	.500	0	2	2	4.5	2	2	2	0	0	19	20.0	
vs North Carolina	11/24/17	*	27	9-17	.529	2-6	.333	1-1	1.000	0	3	3	4.2	4	2	3	1	2	21	20.2	
vs UCONN	11/26/17	*	27	9-12	.750	4-5	.800	2-2	1.000	0	4	4	4.2	0	3	2	0	0	24	20.8	
at Houston	12/02/17	*	36	3-11	.273	0-3	.000	7-9	.778	2	1	3	4.0	2	2	3	0	0	13	19.7	
COLORADO STATE	12/05/17	*	25	7-13	.538	3-6	.500	2-4	.500	1	4	5	4.1	2	3	1	0	0	19	19.6	
MINNESOTA	12/09/17	*	36	9-15	.600	2-5	.400	2-3	.667	0	4	4	4.1	1	4	0	1	0	22	19.9	
vs Troy	12/16/17	*	30	2-11	.182	1-5	.200	2-4	.500	1	6	7	4.4	1	5	0	0	1	7	18.6	
ORAL ROBERTS	12/19/17	*	24	8-9	.889	2-2	1.000	0-1	.000	1	2	3	4.3	0	4	1	0	5	18	18.5	
CSU BAKERSFIELD	12/27/17	*	23	8-12	.667	3-5	.600	0-0	.000	1	1	2	4.1	3	3	1	0	1	19	18.6	
TENNESSEE	12/30/17	*	35	10-18	.556	1-5	.200	7-8	.875	1	4	5	4.2	3	4	0	0	2	28	19.3	
at Mississippi State	01/02/18	*	38	4-15	.267	0-6	.000	3-4	.750	3	4	7	4.4	4	5	2	0	0	11	18.7	
at Auburn	01/06/18	*	33	8-14	.571	3-7	.429	2-3	.667	1	2	3	4.3	4	3	3	0	1	21	18.9	
LSU	01/10/18	*	34	6-15	.400	3-6	.500	2-4	.500	0	3	3	4.2	3	1	2	1	1	17	18.8	
MISSOURI	01/13/18	*	31	5-11	.455	2-4	.500	1-2	.500	3	1	4	4.2	2	0	6	0	0	13	18.4	
at Florida	01/17/18	*	32	10-15	.667	5-6	.833	3-4	.750	1	3	4	4.2	3	0	3	0	1	28	18.9	
OLE MISS	01/20/18	*	34	8-11	.727	3-4	.750	4-7	.571	1	4	5	4.2	3	4	3	0	3	23	19.2	
at Georgia	01/23/18	*	42	10-20	.500	3-7	.429	1-2	.500	1	1	2	4.1	3	2	1	0	3	24	19.4	
OKLAHOMA STATE	01/27/18	*	28	2-11	.182	2-6	.333	0-1	.000	0	0	0	3.9	3	3	1	1	2	6	18.8	
at Texas A&M	01/30/18	*	28	7-16	.438	3-7	.429	2-2	1.000	3	2	5	4.0	4	4	4	0	0	19	18.8	
at LSU	02/03/18	*	32	7-12	.583	1-2	.500	0-0	.000	1	3	4	4.0	2	2	2	0	2	15	18.6	
SOUTH CAROLINA	02/06/18	*	31	7-16	.438	5-9	.556	5-6	.833	0	1	1	3.8	1	1	2	0	2	24	18.8	
VANDERBILT	02/10/18	*	30	6-12	.500	4-6	.667	0-1	.000	0	2	2	3.8	3	1	1	0	0	16	18.7	
at Ole Miss	02/13/18	*	32	5-14	.357	1-7	.143	2-2	1.000	1	4	5	3.8	3	1	2	0	0	13	18.5	
TEXAS A&M	02/17/18	*	32	7-18	.389	4-10	.400	3-4	.750	2	3	5	3.9	4	5	1	0	1	21	18.6	
Totals			27	846	184-376	.489	66-148	.446	68-100	.680	29	75	104	3.9	67	77	51	7	30	502	18.6

Games played: 27  
Minutes/game: 31.3  
Points/game: 18.6  
FG Pct: 48.9  
3FG Pct: 44.6  
FT Pct: 68.0

Rebounds/game: 3.9  
Assists/game: 2.9  
Turnovers/game: 1.9  
Assist/turnover ratio: 1.5  
Steals/game: 1.1  
Blocks/game: 0.3

## PERSONAL BESTS »

### POINTS

Season: 28 (2x), last at Florida (01/17/18)  
Career: 28 (2x), last at Florida (01/17/18)

### FIELD GOALS

Season: 10 (4x), last at Georgia (01/23/18)  
Career: 10 (4x), last at Georgia (01/23/18)

### FIELD GOALS ATTEMPTED

Season: 20 at Georgia (01/23/18)  
Career: 20 at Georgia (01/23/18)

### 3-POINT FIELD GOALS

Season: 5 (2x), last vs. South Carolina (02/06/18)  
Career: 5 (2x), last vs. South Carolina (02/06/18)

### 3-POINT FG ATTEMPTS

Season: 10 vs. Texas A&M (02/17/18)  
Career: 10 vs. Texas A&M (02/17/18)

### FREE THROWS MADE

Season: 7 (2x), last vs. Tennessee (12/30/17)  
Career: 7 (3x), last vs. Tennessee (12/30/17)

### FREE THROWS ATTEMPTS

Season: 9 (2x), last at Houston (12/02/17)  
Career: 9 (3x), last at Houston (12/02/17)

### REBOUNDS

Season: 7 (3x), last at Mississippi State (01/02/18)  
Career: 7 (4x), last at Mississippi State (01/02/18)

### ASSISTS

Season: 6 vs. Samford (11/10/17)  
Career: 6 (2x), last vs. Samford (11/10/17)

### STEALS

Season: 5 vs. Oral Roberts (12/19/17)  
Career: 5 vs. Oral Roberts (12/19/17)

### BLOCKS

Season: 2 vs. Oklahoma (11/23/17)  
Career: 2 (2x), last vs. Oklahoma (11/23/17)

### MINUTES

Season: 42 at Georgia (01/23/18)  
Career: 42 at Georgia (01/23/18)

## CAREER STATISTICS AT ARKANSAS »

Season	gp-gs	min/avg	Total		3-Point		F-Throws		Rebounds				Scoring							
			fg-fga	pct	fg-fga	pct	ft-fga	pct	off	def	tot	avg	pf	fo	ast	to	blk	stl	pts	avg
2016-17	36-30	914/25.4	174-397	.438	29-109	.266	82-109	.752	39	97	136	3.8	81	0	72	71	6	44	459	12.8
2017-18	27-27	846/31.3	184-376	.489	66-148	.446	68-100	.680	29	75	104	3.9	67	0	77	51	7	30	502	18.6
TOTAL	63-57	1760/27.9	358-773	.463	95-257	.370	150-209	.718	68	172	240	3.8	148	0	149	122	13	74	961	15.3



# TREY THOMPSON



#1 | Senior | Forward | 6-9 | 265 | Madison, Ark. | Forrest City HS

## THOMPSON'S NEWS & NOTES »

- Is second on the team with 106 games played as a Razorback.
- Tied his career high with 11 boards against Bucknell.
- Has four multi-block games in the last eight outings, totaling 12 blocks in that span.
- One of four Razorbacks with 30-plus assists (41) and the only forward.
- Second on the team with 113 total rebounds through 27 games, including 34 offensive boards.
- Leads Razorback forwards with 13 multi-assist games this season.
- Is the tallest player in Arkansas history with more career assists (134) than made field goals (112), according to @HogStats.
- Led the team with 12 assists in three games at PK80, with his first two 5-assist games this season.
- Averaged 2.4 points, 3.3 rebounds and 1.6 assists per contest last season.
- Finished second on the team with 29 blocks last year, including multiple swats in 12 games.
- Had the second-best assist-to-turnover ratio on the team at 2.5 with 56 assists and only 22 turnovers.
- Shot 61.8 percent (34-55) from the field, the best field goal percentage on the team.
- Scored a season-high eight points in victories over Missouri (Jan. 14) and Ole Miss (Feb. 18) last season.

## GAME-BY-GAME STATS »

#01 Trey Thompson

Opponent	Date	gs	min	Total		3-Pointers		Free throws		Rebounds					pf	a	t/o	blk	stl	pts	avg
				fg-fga	pct	3fg-fga	pct	ft-fa	pct	off	def	tot	avg								
SAMFORD	11/10/17	*	25	4-4	1.000	0-0	.000	0-0	.000	1	7	8	8.0	2	3	0	0	1	8	8.0	
BUCKNELL	11/12/17	*	25	1-2	.500	0-0	.000	0-1	.000	4	7	11	9.5	3	2	2	1	0	2	5.0	
FRESNO STATE	11/17/17	*	10	1-2	.500	0-0	.000	1-3	.333	1	0	1	6.7	4	0	4	0	0	3	4.3	
vs Oklahoma	11/23/17	*	15	1-2	.500	0-0	.000	0-0	.000	2	2	4	6.0	2	5	1	0	1	2	3.8	
vs North Carolina	11/24/17	*	26	2-3	.667	0-0	.000	0-2	.000	1	1	2	5.2	2	2	0	1	1	4	3.8	
vs UCONN	11/26/17	*	19	0-1	.000	0-0	.000	1-2	.500	0	3	3	4.8	1	5	0	0	0	1	3.3	
at Houston	12/02/17	*	22	0-3	.000	0-0	.000	0-0	.000	0	2	2	4.4	4	0	3	1	1	0	2.9	
COLORADO STATE	12/05/17	*	15	1-2	.500	0-0	.000	0-0	.000	1	1	2	4.1	2	3	0	1	0	2	2.8	
MINNESOTA	12/09/17		19	1-3	.333	0-0	.000	0-0	.000	2	4	6	4.3	4	2	2	2	2	2	2.7	
vs Troy	12/16/17		14	3-3	1.000	0-0	.000	2-2	1.000	1	2	3	4.2	2	1	2	2	1	8	3.2	
ORAL ROBERTS	12/19/17		13	1-3	.333	0-0	.000	0-0	.000	1	2	3	4.1	1	1	1	0	1	2	3.1	
CSU BAKERSFIELD	12/27/17		15	2-5	.400	0-0	.000	1-2	.500	3	3	6	4.3	1	1	1	0	1	5	3.3	
TENNESSEE	12/30/17		13	1-1	1.000	0-0	.000	0-0	.000	0	1	1	4.0	0	0	2	0	0	2	3.2	
at Mississippi State	01/02/18		8	0-1	.000	0-0	.000	0-0	.000	0	4	4	4.0	3	1	2	2	0	0	2.9	
at Auburn	01/06/18		23	3-4	.750	0-0	.000	2-2	1.000	1	5	6	4.1	3	2	1	0	1	8	3.3	
LSU	01/10/18		16	4-6	.667	0-0	.000	0-0	.000	3	3	6	4.3	3	0	0	1	1	8	3.6	
MISSOURI	01/13/18		17	1-2	.500	0-0	.000	1-2	.500	1	1	2	4.1	2	2	1	0	1	3	3.5	
at Florida	01/17/18		6	1-1	1.000	0-0	.000	0-0	.000	1	0	1	3.9	1	0	0	0	0	2	3.4	
OLE MISS	01/20/18		12	1-1	1.000	0-0	.000	0-0	.000	0	4	4	3.9	2	0	0	0	0	2	3.4	
at Georgia	01/23/18		29	1-3	.333	0-0	.000	1-2	.500	2	2	4	4.0	2	2	1	2	2	3	3.4	
OKLAHOMA STATE	01/27/18		26	3-6	.500	0-0	.000	1-2	.500	3	3	6	4.0	3	0	0	2	2	7	3.5	
at Texas A&M	01/30/18		25	0-4	.000	0-0	.000	0-0	.000	0	2	2	4.0	5	2	1	3	0	0	3.4	
at LSU	02/03/18		19	5-6	.833	0-0	.000	1-1	1.000	0	4	4	4.0	1	1	0	1	1	11	3.7	
SOUTH CAROLINA	02/06/18		25	2-2	1.000	0-0	.000	2-2	1.000	3	3	6	4.0	3	1	1	3	1	6	3.8	
VANDERBILT	02/10/18		15	0-1	.000	0-0	.000	2-2	1.000	0	5	5	4.1	2	2	1	1	2	2	3.7	
at Ole Miss	02/13/18		22	0-2	.000	0-0	.000	0-0	.000	0	5	5	4.1	4	3	0	0	1	0	3.6	
TEXAS A&M	02/17/18		15	1-5	.200	0-0	.000	0-0	.000	3	3	6	4.2	2	0	0	0	0	2	3.5	
Totals			8	489	40-78	.513	0-0	.000	15-25	.600	34	79	113	4.2	64	41	26	23	21	95	3.5

Games played: 27  
Minutes/game: 18.1  
Points/game: 3.5  
FG Pct: 51.3  
FT Pct: 60.0

Rebounds/game: 4.2  
Assists/game: 1.5  
Turnovers/game: 1.0  
Assist/turnover ratio: 1.6  
Steals/game: 0.8  
Blocks/game: 0.9

## PERSONAL BESTS »

### POINTS

Season: 11 at LSU (02/04/18)  
Career: 13 vs. LSU (02/23/16)

### FIELD GOALS

Season: 5 at LSU (02/04/18)  
Career: 6 vs. LSU (02/23/16)

### FIELD GOALS ATTEMPTED

Season: 6 (3x), last at LSU (02/04/18)  
Career: 7 vs. Tennessee Tech (12/12/15)

### 3-POINT FIELD GOALS

Season: --  
Career: --

### 3-POINT FG ATTEMPTS

Season: --  
Career: 1 at Tennessee (01/03/17)

### FREE THROWS MADE

Season: 2 (3x), last vs. Vanderbilt (02/10/18)  
Career: 4 (2x), last at No. 6 Kentucky (01/07/17)

### FREE THROWS ATTEMPTS

Season: 3 vs. Fresno State (11/17/17)  
Career: 5 at Texas A&M (01/02/16)

### REBOUNDS

Season: 11 vs. Bucknell (11/12/17)  
Career: 11 (2x), last vs. Bucknell (11/12/17)

### ASSISTS

Season: 5 (2x), last vs. UConn (11/26/17)  
Career: 6 vs. Texas A&M (02/22/17)

### STEALS

Season: 2 (5x), last vs. Vanderbilt (02/10/18)  
Career: 3 vs. Ole Miss (02/18/17)

### BLOCKS

Season: 3 (2x), last vs. South Carolina (02/06/18)  
Career: 4 vs. Texas Tech (01/30/16)

### MINUTES

Season: 29 at Georgia (01/23/18)  
Career: 29 (3x), last at Georgia (01/23/18)

## CAREER STATISTICS AT ARKANSAS »

Season	gp-gs	min/avg	Total		3-Point		F-Throws			Rebounds					Scoring					
			fg-fga	pct	fg-fga	pct	ft-fa	pct	off	def	tot	avg	pf	fo	ast	to	blk	stl	pts	avg
2014-15	14-0	33/2.4	1-5	.200	0-0	.000	3-3	1.000	3	3	6	0.4	3	0	1	4	1	1	5	0.4
2015-16	29-1	503/17.3	37-61	.607	0-0	.000	16-31	.516	28	96	124	4.3	88	6	36	33	27	13	90	3.1
2016-17	36-0	503/14.0	34-55	.618	0-1	.000	19-29	.655	30	87	117	3.3	79	0	56	22	29	22	87	2.4
2017-18	27-8	489/18.1	40-78	.513	0-0	.000	15-25	.600	34	79	113	4.2	64	1	41	26	23	21	95	3.5
TOTAL	106-9	1528/14.4	112-199	.563	0-1	.000	53-88	.602	95	265	360	3.4	234	7	134	85	80	57	277	2.6

# ADRIO BAILEY



#2 | Sophomore | Forward | 6-6 | 204 | Campti, La. | Lakeview HS

## BAILEY'S NEWS & NOTES »

- Recorded his fourth-career double figure scoring game, third this season, at Mississippi State.
- Bailey's 10-point effort at MSU was his first double-digit effort of his career against a high-major program.
- His performance at Mississippi State was his third 10-plus point, six-rebound outing of the season.
- Has 11 three-rebound efforts this season in 24 games, after starting the season with six straight.
- Slammed home a career-high four dunks against Troy to go 5-of-8 from the field for 10 points.
- Tied his career high in blocks each of the first three games, then broke it against UNC, swatting five shots.
- His five blocks in 18 minutes was the first performance by Razorback with 5+ blocks in fewer than 20 minutes of playing time since Moses Kingsley against Mississippi State on Feb. 21, 2015 (via @HogStats).
- Represented Arkansas at the 2017 SEC Men's Basketball Leadership Council.
- Played a season-high 19 minutes in the second round game of the NCAA Tournament against No. 1 North Carolina (March 19), recording a season-high three steals and adding four points.

## GAME-BY-GAME STATS »

#02 Adrio Bailey

Opponent	Date	gs	min	Total		3-Pointers		Free throws		Rebounds				pf	a	t/b	blk	stl	pts	avg	
				fg-fga	pct	3fg-fga	pct	ft-fa	pct	off	def	tot	avg								
SAMFORD	11/10/17	*	25	7-8	.875	0-0	.000	1-1	1.000	2	4	6	6.0	0	1	3	2	1	15	15.0	
BUCKNELL	11/12/17	*	23	3-5	.600	0-0	.000	1-2	.500	2	2	4	5.0	4	2	2	2	2	7	11.0	
FRESNO STATE	11/17/17	*	28	1-2	.500	0-0	.000	3-4	.750	2	3	5	5.0	3	3	0	2	0	5	9.0	
vs Oklahoma	11/23/17	*	17	3-6	.500	0-0	.000	3-4	.750	3	4	7	5.5	1	0	1	0	1	9	9.0	
vs North Carolina	11/24/17	*	18	2-5	.400	0-0	.000	0-0	.000	1	3	4	5.2	1	0	0	5	0	4	8.0	
vs UCONN	11/26/17	*	24	4-7	.571	0-0	.000	0-1	.000	2	2	4	5.0	2	0	0	1	1	8	8.0	
at Houston	12/02/17	*	11	1-2	.500	0-0	.000	2-3	.667	0	1	1	4.4	3	0	1	0	0	4	7.4	
COLORADO STATE	12/05/17	9	0-0	.000	0-0	.000	0-0	.000	0-0	0	0	0	3.9	1	1	0	0	0	0	6.5	
MINNESOTA	12/09/17	15	3-7	.429	0-0	.000	0-0	.000	1	1	2	3.7	3	0	0	0	0	6	6.4		
vs Troy	12/16/17	16	5-8	.625	0-0	.000	0-0	.000	3	3	6	3.9	3	2	1	1	0	10	6.8		
ORAL ROBERTS	12/19/17	12	3-3	1.000	0-0	.000	0-1	.000	0	1	1	3.6	0	2	1	2	2	6	6.7		
CSU BAKERSFIELD	12/27/17	11	2-2	1.000	0-0	.000	0-0	.000	1	2	3	3.6	4	0	1	0	0	4	6.5		
TENNESSEE	12/30/17	5	0-0	.000	0-0	.000	0-0	.000	0	0	0	3.3	0	0	0	1	0	0	6.0		
at Mississippi State	01/02/18	18	5-7	.714	0-0	.000	0-2	.000	2	4	6	3.5	5	0	0	0	1	10	6.3		
at Auburn	01/06/18	17	1-4	.250	0-0	.000	0-0	.000	1	2	3	3.5	1	1	1	1	1	2	6.0		
LSU	01/10/18	*	7	0-3	.000	0-0	.000	1-2	.500	1	0	1	3.3	1	0	1	0	0	1	5.7	
MISSOURI	01/13/18	4	0-1	.000	0-0	.000	0-0	.000	0	1	1	3.2	1	0	0	0	0	0	5.4		
at Florida	01/17/18	8	0-1	.000	0-0	.000	0-0	.000	0	1	1	3.1	1	0	1	1	1	0	5.1		
OLE MISS	01/20/18	*	23	1-1	1.000	0-0	.000	0-2	.000	0	0	2	2.9	4	2	0	1	1	2	4.9	
at Georgia	01/23/18	*	9	0-0	.000	0-0	.000	0-0	.000	1	1	2	2.9	1	0	0	0	0	0	4.7	
OKLAHOMA STATE	01/27/18	*	3	0-0	.000	0-0	.000	0-0	.000	0	1	1	2.8	0	0	1	0	0	0	4.4	
at Texas A&M	01/30/18	dnp	-	-	-	-	-	-	-	-	-	-	-	-	-	-	-	-	-	-	
at LSU	02/03/18	15	2-4	.500	0-0	.000	1-2	.500	3	0	3	2.8	2	0	0	0	1	5	4.5		
SOUTH CAROLINA	02/06/18	*	14	0-1	.000	0-0	.000	0-0	.000	0	2	2	2.7	2	0	2	0	0	0	4.3	
VANDERBILT	02/10/18	dnp	-	-	-	-	-	-	-	-	-	-	-	-	-	-	-	-	-	-	
at Ole Miss	02/13/18	dnp	-	-	-	-	-	-	-	-	-	-	-	-	-	-	-	-	-	-	
TEXAS A&M	02/17/18	2	0-0	.000	0-0	.000	0-0	.000	0	0	0	2.6	0	0	0	0	0	0	0	4.1	
Totals			12	334	43-77	.558	0-0	.000	12-24	.500	25	38	63	2.6	43	15	15	20	11	98	4.1

Games played: 24  
Minutes/game: 13.9  
Points/game: 4.1  
FG Pct: 55.8  
FT Pct: 50.0

Rebounds/game: 2.6  
Assists/game: 0.6  
Turnovers/game: 0.6  
Assist/turnover ratio: 1.0  
Steals/game: 0.5  
Blocks/game: 0.8

## PERSONAL BESTS »

### POINTS

Season: 15 vs. Samford (11/10/17)  
Career: 15 vs. Samford (11/10/17)

### FIELD GOALS

Season: 7 vs. Samford (11/10/17)  
Career: 7 (2x), last vs. Samford (11/10/17)

### FIELD GOALS ATTEMPTED

Season: 8 (2x), last vs. Troy (12/16/17)  
Career: 8 (3x), last vs. Troy (12/16/17)

### 3-POINT FIELD GOALS

Season: --  
Career: --

### 3-POINT FG ATTEMPTS

Season: --  
Career: --

### FREE THROWS MADE

Season: 3 (2x), last vs. Oklahoma (11/23/17)  
Career: 3 (2x), last vs. Oklahoma (11/23/17)

### FREE THROWS ATTEMPTS

Season: 4 vs. Oklahoma (11/23/17)  
Career: 4 (3x), last vs. Oklahoma (11/23/17)

### REBOUNDS

Season: 7 vs. Oklahoma (11/23/17)  
Career: 7 (2x), last vs. Oklahoma (11/23/17)

### ASSISTS

Season: 3 vs. Fresno State (11/17/17)  
Career: 3 vs. Fresno State (11/17/17)

### STEALS

Season: 2 (2x), last vs. Oral Roberts (12/19/17)  
Career: 3 vs. No. 1 North Carolina (03/19/17)

### BLOCKS

Season: 5 vs. North Carolina (11/24/17)  
Career: 5 vs. North Carolina (11/24/17)

### MINUTES

Season: 28 vs. Fresno State (11/17/17)  
Career: 28 vs. Fresno State (11/17/17)

## CAREER STATISTICS AT ARKANSAS »

Season	gp-gs	min/avg	Total		3-Point		F-Throws		Rebounds				Scoring							
			fg-fga	pct	fg-fga	pct	ft-fa	pct	off	def	tot	avg	pf	fo	ast	to	blk	stl	pts	avg
2016-17	27-2	200/7.4	22-39	.564	0-0	.000	6-19	.316	13	22	35	1.3	29	0	7	11	7	14	50	1.9
2017-18	24-12	334/13.9	43-77	.558	0-0	.000	12-24	.500	25	38	63	2.6	43	1	15	15	20	11	98	4.1
TOTAL	51-14	534/10.5	65-116	.560	0-0	.000	18-43	.419	38	60	98	1.9	72	1	22	26	27	25	148	2.9

# DARYL MACON



#4 | Senior | Guard | 6-3 | 185 | Little Rock, Ark. | Holmes CC

## MACON'S NEWS & NOTES »

- Named to preseason coaches All-SEC second team.
- Named SEC Player of the Week on Jan. 29, becoming the first player in school history to earn the honor three times in one season and four times in a career.
- Is the first Razorback since Corliss Williamson (1993-94) to record seven straight 20-point games.
- Is 26-of-26 from the free throw line in the final minute and overtime of games this season. In his career, he is 56-of-60.
- Is 49-of-52 from the charity stripe in the last nine games, reaching the line 12-plus times twice.
- Ranks second in the SEC in three-point field goal percentage at 43.4, shooting 72-of-166 from behind the arc.
- Recorded his 16th 20-point game of his career and eighth in the last nine games vs. Texas A&M with 20 points on 7-of-12 shooting and 4-of-6 from behind the arc.
- Against Georgia, Macon scored 25 of Arkansas' last 41 points, including 16-of-17 in the two overtimes.
- Has 13 games of 4+ assists in the last 20 contests, including five of the last six outings.
- Has 11 20-point efforts in the last 18 games, including nine against SEC teams.
- Led Arkansas over No. 19 Tennessee with a career-high 33 points on 10-of-18 shooting, including 5-of-9 from three.
- Has made 3+ three pointers in a game 14 times this season, including 11 of the last 18 games.
- Scored 13 of Arkansas' program record 22 pts in OT vs. Tennessee, going 3-3 from the floor, including 6-6 from the line.
- Combined with Jaylen Barford to score 61 points, including 31 of Arkansas' final 41, to defeat No. 19 Tennessee.
- Is one of four Razorbacks in the SEC era to score 30 points in a game off the bench.

## GAME-BY-GAME STATS »

#04 Daryl Macon

Opponent	Date	gs	min	Total		3-Pointers		Free throws		Rebounds			pf	a	t/o	blk	stl	pts	avg		
				fg-fga	pct	3fg-fga	pct	ft-fa	pct	off	def	tot								avg	
SAMFORD	11/10/17	*	30	5-9	.556	4-7	.571	2-2	1.000	0	3	3	3.0	2	8	1	0	2	16	16.0	
BUCKNELL	11/12/17	*	29	8-15	.533	3-6	.500	2-2	1.000	1	1	2	2.5	2	4	3	0	1	21	18.5	
FRESNO STATE	11/17/17	*	34	3-10	.300	1-3	.333	4-4	1.000	1	1	2	2.3	1	1	3	1	1	11	16.0	
vs Oklahoma	11/23/17	*	34	7-13	.538	6-8	.750	7-7	1.000	0	5	5	3.0	2	1	3	0	2	27	18.8	
vs North Carolina	11/24/17	*	23	2-11	.182	1-5	.200	2-2	1.000	0	1	1	2.6	0	2	1	0	1	7	16.4	
vs UCONN	11/26/17	*	26	5-9	.556	2-4	.500	4-6	.667	0	3	3	2.7	1	2	1	0	1	16	16.3	
at Houston	12/02/17	*	29	3-10	.300	1-4	.250	3-5	.600	0	0	0	2.3	2	1	2	0	0	10	15.4	
COLORADO STATE	12/05/17	*	26	4-8	.500	0-4	.000	1-1	1.000	0	0	0	2.0	2	7	1	0	2	9	14.6	
MINNESOTA	12/09/17	*	30	4-12	.333	2-8	.250	2-3	.667	0	2	2	2.0	2	8	2	0	2	12	14.3	
vs Troy	12/16/17	*	30	8-14	.571	5-9	.556	4-4	1.000	0	3	3	2.1	2	5	0	0	3	25	15.4	
ORAL ROBERTS	12/19/17	*	27	4-10	.400	4-9	.444	2-2	1.000	0	3	3	2.2	1	3	0	1	1	14	15.3	
CSU BAKERSFIELD	12/27/17	*	31	4-6	.667	2-4	.500	6-8	.750	0	3	3	2.3	2	8	0	0	2	16	15.3	
TENNESSEE	12/30/17	*	41	10-18	.556	5-9	.556	8-8	1.000	0	3	3	2.3	1	3	3	0	0	33	16.7	
at Mississippi State	01/02/18	*	37	9-12	.750	5-7	.714	1-3	.333	2	3	5	2.5	2	2	2	0	0	24	17.2	
at Auburn	01/06/18	*	38	3-11	.273	0-5	.000	4-4	1.000	0	2	2	2.5	0	2	1	0	3	10	16.7	
LSU	01/10/18	*	34	2-7	.286	1-4	.250	4-5	.800	0	4	4	2.6	2	4	3	0	0	9	16.3	
MISSOURI	01/13/18		26	2-7	.286	1-4	.250	3-5	.600	0	6	6	2.8	4	8	3	0	1	8	15.8	
at Florida	01/17/18	*	36	6-15	.400	1-5	.200	0-0	.000	0	6	6	2.9	3	5	4	0	0	13	15.6	
OLE MISS	01/20/18		29	3-8	.375	3-8	.375	11-12	.917	0	0	0	2.8	2	6	2	0	0	20	15.8	
at Georgia	01/23/18		33	7-14	.500	5-10	.500	6-6	1.000	0	3	3	2.8	3	1	5	0	0	25	16.3	
OKLAHOMA STATE	01/27/18		32	7-13	.538	4-7	.571	4-4	1.000	1	1	2	2.8	1	2	1	0	1	22	16.6	
at Texas A&M	01/30/18		31	7-16	.438	3-9	.333	3-3	1.000	1	3	4	2.8	2	4	1	0	2	20	16.7	
at LSU	02/03/18	*	34	7-12	.583	2-4	.500	6-6	1.000	0	2	2	2.8	4	5	2	0	0	22	17.0	
SOUTH CAROLINA	02/06/18	*	33	5-12	.417	3-7	.429	12-13	.923	0	1	1	2.7	2	4	1	0	3	25	17.3	
VANDERBILT	02/10/18	*	30	7-17	.412	4-6	.667	3-4	.750	1	3	4	2.8	1	4	2	0	0	21	17.4	
at Ole Miss	02/13/18	*	25	1-6	.167	0-4	.000	2-2	1.000	1	3	4	2.8	2	6	2	0	1	4	16.9	
TEXAS A&M	02/17/18	*	24	7-12	.583	4-6	.667	2-2	1.000	1	2	3	2.8	2	3	1	0	0	20	17.0	
Totals			22	832	140-307	.456	72-166	.434	108-123	.878	9	67	76	2.8	50	109	50	2	29	460	17.0

Games played: 27  
 Minutes/game: 30.8  
 Points/game: 17.0  
 FG Pct: 45.6  
 3FG Pct: 43.4

Rebounds/game: 2.8  
 Assists/game: 4.0  
 Turnovers/game: 1.9  
 Assist/turnover ratio: 2.2  
 Steals/game: 1.1

## PERSONAL BESTS »

### POINTS

Season: 33 vs. Tennessee (12/30/17)  
 Career: 33 vs. Tennessee (12/30/17)

### FIELD GOALS

Season: 9 at Mississippi State (01/02/18)  
 Career: 10 vs. Ole Miss (02/18/17)

### FIELD GOALS ATTEMPTED

Season: 18 vs. Tennessee (12/30/17)  
 Career: 18 vs. Tennessee (12/30/17)

### 3-POINT FIELD GOALS

Season: 6 vs. Oklahoma (11/23/17)  
 Career: 6 (2x), last vs. Oklahoma (11/23/17)

### 3-POINT FG ATTEMPTS

Season: 10 at Georgia (01/23/18)  
 Career: 10 at Georgia (01/23/18)

### FREE THROWS MADE

Season: 12 vs. South Carolina (02/06/18)  
 Career: 14 vs. Texas (12/17/16)

### FREE THROWS ATTEMPTS

Season: 13 vs. South Carolina (02/06/18)  
 Career: 14 vs. Texas (12/17/16)

### REBOUNDS

Season: 6 (2x), last at Florida (01/17/18)  
 Career: 7 (2x), last vs. LSU (01/21/17)

### ASSISTS

Season: 8 (4x), last vs. Missouri (01/13/18)  
 Career: 8 (4x), last vs. Missouri (01/13/18)

### STEALS

Season: 3 (3x), last vs. South Carolina (02/06/18)  
 Career: 4 vs. Fort Wayne (11/11/16)

### BLOCKS

Season: 1 (2x), last vs. Oral Roberts (12/19/17)  
 Career: 1 (4x), last vs. Oral Roberts (12/19/17)

### MINUTES

Season: 41 vs. Tennessee (12/30/17)  
 Career: 41 vs. Tennessee (12/30/17)

## CAREER STATISTICS AT ARKANSAS »

Season	gp-gs	min/avg	Total		3-Point		F-Throws		Rebounds				Scoring							
			fg-fga	pct	fg-fga	pct	ft-fa	pct	off	def	tot	avg	pf	fo	ast	to	blk	stl	pts	avg
2016-17	36-21	908/25.2	141-311	.453	65-168	.387	136-157	.866	19	76	95	2.6	65	1	80	65	2	41	483	13.4
2017-18	27-22	832/30.8	140-307	.456	72-166	.434	108-123	.878	9	67	76	2.8	50	0	109	50	2	29	460	17.0
TOTAL	63-43	1740/27.6	281-618	.455	137-334	.410	244-280	.871	28	143	171	2.7	115	1	189	115	4	70	943	15.0

# ARLANDO COOK



#5 | Senior | Forward | 6-8 | 206 | St. Louis, Mo. | Connors State College

## COOK'S NEWS & NOTES »

- Has pulled down multiple rebounds in 11 of 20 games played this season
- Tallied four points, five rebounds and two blocks at Auburn.
- Had four points, two rebounds and a steal in 14 minutes in Arkansas' win over No. 14 Minnesota.
- In his first game back this season against Colorado State, tallied four rebounds and tied his career high with two assists in 15 minutes of action.
- Had eight points in the first half at Auburn last season, going 3-for-3 from the floor and 2-for-2 from the charity stripe.
- Had a season-high seven rebounds at Texas A&M in Arkansas' comeback win over the Aggies last year.
- Had a rebound in 30 games and scored in 24 of 36 games last season.
- Had a career-high three blocks and six rebounds against Sam Houston State in 15 minutes of action a year ago.
- Went 4-for-4 from the charity stripe in the final two minutes against Texas.

## GAME-BY-GAME STATS »

#05 Arlando Cook

Opponent	Date	gs	min	Total		3-Pointers		Free throws		Rebounds				pf	a	t/o	blk	stl	pts	avg
				fg-fga	pct	3fg-fga	pct	ft-fga	pct	off	def	tot	avg							
SAMFORD	11/10/17	dnp	-	-	-	-	-	-	-	-	-	-	-	-	-	-	-	-	-	-
BUCKNELL	11/12/17	dnp	-	-	-	-	-	-	-	-	-	-	-	-	-	-	-	-	-	-
FRESNO STATE	11/17/17	dnp	-	-	-	-	-	-	-	-	-	-	-	-	-	-	-	-	-	-
vs Oklahoma	11/23/17	dnp	-	-	-	-	-	-	-	-	-	-	-	-	-	-	-	-	-	-
vs North Carolina	11/24/17	dnp	-	-	-	-	-	-	-	-	-	-	-	-	-	-	-	-	-	-
vs UCONN	11/26/17	dnp	-	-	-	-	-	-	-	-	-	-	-	-	-	-	-	-	-	-
at Houston	12/02/17	dnp	-	-	-	-	-	-	-	-	-	-	-	-	-	-	-	-	-	-
COLORADO STATE	12/05/17	15	0-3	.000	0-0	.000	0-0	.000	1	3	4	4.0	1	2	0	0	1	0	0	0.0
MINNESOTA	12/09/17	14	1-1	1.000	0-0	.000	2-2	1.000	1	1	2	3.0	2	0	0	0	1	4	2.0	
vs Troy	12/16/17	9	0-1	.000	0-0	.000	0-0	.000	0	3	3	3.0	0	1	0	0	0	1.3		
ORAL ROBERTS	12/19/17	13	3-5	.600	0-0	.000	0-0	.000	0	1	1	2.5	0	1	1	0	1	6	2.5	
CSU BAKERSFIELD	12/27/17	10	1-2	.500	0-0	.000	0-0	.000	1	1	2	2.4	0	0	0	0	0	2	2.4	
TENNESSEE	12/30/17	13	0-0	.000	0-0	.000	1-2	.500	0	2	2	2.3	1	0	0	0	0	1	2.2	
at Mississippi State	01/02/18	4	1-3	.333	0-0	.000	0-0	.000	0	0	0	2.0	2	0	0	0	0	2	2.1	
at Auburn	01/06/18	10	2-3	.667	0-0	.000	0-0	.000	2	3	5	2.4	0	1	0	2	0	4	2.4	
LSU	01/10/18	13	0-0	.000	0-0	.000	0-0	.000	1	3	4	2.6	0	1	1	0	0	0	2.1	
MISSOURI	01/13/18	13	0-0	.000	0-0	.000	0-0	.000	0	1	1	2.4	1	1	0	0	1	0	1.9	
at Florida	01/17/18	13	0-2	.000	0-0	.000	0-2	.000	0	0	2	2.2	1	0	0	0	0	0	1.7	
OLE MISS	01/20/18	16	3-4	.750	0-0	.000	0-0	.000	1	2	3	2.3	0	1	1	0	0	0	6	2.1
at Georgia	01/23/18	6	0-1	.000	0-0	.000	0-0	.000	0	3	3	2.3	1	0	1	0	0	0	1.9	
OKLAHOMA STATE	01/27/18	12	2-3	.667	0-0	.000	0-0	.000	2	1	3	2.4	1	0	0	0	0	4	2.1	
at Texas A&M	01/30/18	* 13	0-3	.000	0-0	.000	0-0	.000	0	1	1	2.3	0	0	0	0	1	0	1.9	
at LSU	02/03/18	5	2-4	.500	0-0	.000	0-0	.000	0	0	0	2.1	0	0	0	0	1	4	2.1	
SOUTH CAROLINA	02/06/18	5	0-1	.000	0-0	.000	0-0	.000	0	0	0	2.0	0	0	0	2	0	0	1.9	
VANDERBILT	02/10/18	* 2	0-0	.000	0-0	.000	0-0	.000	0	1	1	1.9	0	0	2	0	0	0	1.8	
at Ole Miss	02/13/18	7	0-2	.000	0-0	.000	1-2	.500	0	2	2	1.9	0	0	0	0	0	1	1.8	
TEXAS A&M	02/17/18	2	0-0	.000	0-0	.000	0-0	.000	0	1	1	1.9	1	0	1	0	0	0	1.7	
Totals		2	195	15-38	.395	0-0	.000	4-8	.500	9	29	38	1.9	11	8	9	2	6	34	1.7

Games played: 20  
 Minutes/game: 9.8  
 Points/game: 1.7  
 FG Pct: 39.5  
 FT Pct: 50.0

Rebounds/game: 1.9  
 Assists/game: 0.4  
 Turnovers/game: 0.5  
 Assist/turnover ratio: 0.9  
 Steals/game: 0.3  
 Blocks/game: 0.1

## PERSONAL BESTS »

### POINTS

Season: 6 (2x), last vs. Ole Miss (01/20/18)  
 Career: 9 vs. Southern Illinois (11/14/16)

### FIELD GOALS

Season: 3 (2x), last vs. Ole Miss (01/20/18)  
 Career: 4 vs. Southern Illinois (11/14/16)

### FIELD GOALS ATTEMPTED

Season: 5 vs. Oral Roberts (12/19/17)  
 Career: 8 vs. Southern Illinois (11/14/16)

### 3-POINT FIELD GOALS

Season: --  
 Career: --

### 3-POINT FG ATTEMPTS

Season: --  
 Career: --

### FREE THROWS MADE

Season: 2 vs. Minnesota (12/09/17)  
 Career: 4 (3x), last vs. LSU (01/21/17)

### FREE THROWS ATTEMPTS

Season: 2 (3x), last at Ole Miss (02/13/18)  
 Career: 7 vs. LSU (01/21/17)

### REBOUNDS

Season: 5 at Auburn (01/06/18)  
 Career: 7 at Texas A&M (01/17/17)

### ASSISTS

Season: 2 vs. Colorado State (12/05/17)  
 Career: 2 (4x), last vs. Colorado State (12/05/17)

### STEALS

Season: 1 (6x), last at LSU (02/04/18)  
 Career: 2 (2x), last at Texas A&M (01/17/17)

### BLOCKS

Season: 2 at Auburn (01/06/18)  
 Career: 3 vs. Sam Houston State (12/22/16)

### MINUTES

Season: 16 vs. Ole Miss (01/20/18)  
 Career: 21 (2x), last at Texas A&M (01/17/17)

## CAREER STATISTICS AT ARKANSAS »

Season	gp-gs	min/avg	Total		3-Point		F-Throws		Rebounds				Scoring							
			fg-fga	pct	fg-fga	pct	ft-fga	pct	off	def	tot	avg	pf	fo	ast	to	blk	stl	pts	avg
2016-17	36-7	406/11.3	39-89	.438	0-0	.000	24-37	.649	29	54	83	2.3	63	1	12	23	14	10	102	2.8
2017-18	20-2	195/9.8	15-38	.395	0-0	.000	4-8	.500	9	29	38	1.9	11	0	8	9	2	6	34	1.7
TOTAL	56-9	601/10.7	54-127	.425	0-0	.000	28-45	.622	38	83	121	2.2	74	1	20	32	16	16	136	2.4

# DANIEL GAFFORD



#10 | Freshman | Forward | 6-11 | 234 | El Dorado, Ark. | El Dorado HS

## GAFFORD'S NEWS & NOTES »

- Recorded his first career double-double at Florida with 14 points and 11 rebounds.
- Named SEC Freshman of the Week for the third time on Feb. 19, joining Bobby Portis and Patrick Beverley as the only Razorbacks to earn the honor three times. Gafford is the only player in the SEC this season to win three times.
- Finished one rebound and three blocks shy of a triple-double against Vandy, recording 16 points, 9 rebs and 7 swats.
- His career-high 7 blocks against Vanderbilt tied for most swats in a regular season SEC game in school history.
- Ranks 32nd in the country, 4th among freshmen, in FG pct at 62.3 percent.
- That mark currently ranks second in school history among Razorback freshmen.
- Averaging 12.2 pts and 6.1 rebs against SEC teams, scoring 10+ points in 10 of his first 14 career SEC games.
- Only Razorback in the last 20 years to post 15 points, 8 rebounds and 5 blocks in his SEC debut.
- Named SEC Freshman of the Week (Dec. 11), following a 13-of-17 combined effort over CSU and Minnesota.
- Seventh Razorback player in the last 30 years to go 8-of-8 or better from the floor, after going 8-of-8 with 3 dunks against No. 14 Minnesota, scoring 16 points, 7 rebs and a career-high 6 blocks.
- Against Fresno State (Nov. 17), Daniel Gafford became the first Razorback in 22 years to record 25+ points, 8+ rebounds and 3+ blocks coming off the bench (via @HogStats).
- Led the Wildcats to a 28-5 record and a trip to the 6A State Title game as a senior.
- Rated as a four-star player by ESPN, 247Sports.com, Rivals.com, Scout.com, and Future150.com.
- Consensus top-50 player, rated as high as No. 33 in the 2017 class by Rivals.com.
- Averaged 17.4 points, 16 rebounds, 7.7 blocks, 2.5 steals and 1.4 assists per game as a senior.
- Tallied 11 triple-doubles and 18 double-doubles in his final year at El Dorado.

## GAME-BY-GAME STATS »

#10 Daniel Gafford

Opponent	Date	gs	min	Total		3-Pointers		Free throws		Rebounds					pts	avg				
				fg-fga	pct	3fg-fga	pct	ft-fga	pct	off	def	tot	avg	pf			a	t/o	blk	stl
SAMFORD	11/10/17	17	4-6	.667	0-0	.000	2-5	.400	2	2	4	4.0	5	2	0	3	0	10	10.0	
BUCKNELL	11/12/17	16	5-7	.714	0-0	.000	5-5	1.000	2	1	3	3.5	5	0	0	0	0	15	12.5	
FRESNO STATE	11/17/17	30	9-11	.818	0-0	.000	7-10	.700	0	8	8	5.0	3	1	1	3	2	25	16.7	
vs Oklahoma	11/23/17	25	4-6	.667	0-0	.000	5-6	.833	0	8	8	5.8	4	2	3	1	2	13	15.8	
vs North Carolina	11/24/17	15	2-4	.500	0-0	.000	1-2	.500	2	4	6	5.8	4	0	0	2	1	5	13.6	
vs UCONN	11/26/17	14	3-4	.750	0-0	.000	3-6	.500	1	4	5	5.7	5	0	3	0	0	9	12.8	
at Houston	12/02/17	18	1-4	.250	0-0	.000	3-4	.750	3	3	6	5.7	2	1	1	0	1	5	11.7	
COLORADO STATE	12/05/17	16	5-9	.556	0-0	.000	4-7	.571	2	4	6	5.8	2	0	0	2	1	14	12.0	
MINNESOTA	12/09/17	* 21	8-8	1.000	0-0	.000	0-3	.000	2	5	7	5.9	4	1	1	6	0	16	12.4	
vs Troy	12/16/17	* 24	4-6	.667	0-0	.000	2-6	.333	1	5	6	5.9	4	1	0	3	0	10	12.2	
ORAL ROBERTS	12/19/17	* 22	5-7	.714	0-0	.000	2-3	.667	2	2	4	5.7	1	4	1	2	0	12	12.2	
CSU BAKERSFIELD	12/27/17	* 22	2-7	.286	0-0	.000	2-4	.500	2	10	12	6.3	4	0	1	1	2	6	11.7	
TENNESSEE	12/30/17	* 33	6-8	.750	0-0	.000	3-9	.333	3	5	8	6.4	4	0	1	5	0	15	11.9	
at Mississippi State	01/02/18	* 32	8-11	.727	0-0	.000	1-3	.333	1	4	5	6.3	3	2	3	1	0	17	12.3	
at Auburn	01/06/18	* 17	3-7	.429	0-0	.000	2-5	.400	2	2	4	6.1	4	0	0	1	0	8	12.0	
LSU	01/10/18	* 24	3-5	.600	0-0	.000	2-5	.400	1	4	5	6.1	3	2	2	3	1	8	11.8	
MISSOURI	01/13/18	* 25	6-11	.545	0-0	.000	3-4	.750	4	2	6	6.1	3	0	1	1	0	15	11.9	
at Florida	01/17/18	* 25	6-12	.500	0-0	.000	2-5	.400	5	6	11	6.3	2	0	0	1	0	14	12.1	
OLE MISS	01/20/18	* 28	6-11	.545	0-0	.000	3-4	.750	3	6	9	6.5	4	0	2	3	3	15	12.2	
at Georgia	01/23/18	* 27	0-3	.000	0-0	.000	0-0	.000	0	3	3	6.3	3	1	0	0	1	0	11.6	
OKLAHOMA STATE	01/27/18	* 14	3-7	.429	0-0	.000	0-2	.000	2	2	4	6.2	4	0	1	1	0	6	11.3	
at Texas A&M	01/30/18	* 20	2-4	.500	0-0	.000	1-2	.500	2	2	4	6.1	4	0	0	1	0	5	11.0	
at LSU	02/03/18	* 21	4-7	.571	0-0	.000	2-6	.333	3	1	4	6.0	4	0	2	1	1	10	11.0	
SOUTH CAROLINA	02/06/18	* 19	5-7	.714	0-0	.000	1-3	.333	0	6	6	6.0	3	0	0	3	0	11	11.0	
VANDERBILT	02/10/18	* 24	7-12	.583	0-0	.000	2-5	.400	3	6	9	6.1	4	0	3	7	2	16	11.2	
at Ole Miss	02/13/18	* 20	6-7	.857	0-0	.000	7-10	.700	3	3	6	6.1	2	0	0	0	0	19	11.5	
TEXAS A&M	02/17/18	* 28	7-8	.875	0-0	.000	4-6	.667	4	2	6	6.1	4	2	2	2	1	18	11.7	
Totals		19	597	124-199	.623	0-0	.000	69-130	.531	55	110	165	6.1	94	19	28	53	18	317	11.7

Games played: 27  
Minutes/game: 22.1  
Points/game: 11.7  
FG Pct: 62.3  
FT Pct: 53.1

Rebounds/game: 6.1  
Assists/game: 0.7  
Turnovers/game: 1.0  
Assist/turnover ratio: 0.7  
Steals/game: 0.7  
Blocks/game: 2.0

## PERSONAL BESTS »

### POINTS

Season: 25 vs. Fresno State (11/17/17)  
Career: 25 vs. Fresno State (11/17/17)

### FIELD GOALS

Season: 9 vs. Fresno State (11/17/17)  
Career: 9 vs. Fresno State (11/17/17)

### FIELD GOALS ATTEMPTED

Season: 12 (2x), last vs. Vanderbilt (02/10/18)  
Career: 12 (2x), last vs. Vanderbilt (02/10/18)

### 3-POINT FIELD GOALS

Season: --  
Career: --

### 3-POINT FG ATTEMPTS

Season: --  
Career: --

### FREE THROWS MADE

Season: 7 (2x), last at Ole Miss (02/13/18)  
Career: 7 (2x), last at Ole Miss (02/13/18)

### FREE THROWS ATTEMPTS

Season: 10 (2x), last at Ole Miss (02/13/18)  
Career: 10 (2x), last at Ole Miss (02/13/18)

### REBOUNDS

Season: 12 vs. CSU Bakersfield (12/27/17)  
Career: 12 vs. CSU Bakersfield (12/27/17)

### ASSISTS

Season: 4 vs. Oral Roberts (12/19/17)  
Career: 4 vs. Oral Roberts (12/19/17)

### STEALS

Season: 2 (4x), last vs. Vanderbilt (02/10/18)  
Career: 2 (4x), last vs. Vanderbilt (02/10/18)

### BLOCKS

Season: 7 vs. Vanderbilt (02/10/18)  
Career: 7 vs. Vanderbilt (02/10/18)

### MINUTES

Season: 33 vs. Tennessee (12/30/17)  
Career: 33 vs. Tennessee (12/30/17)

## CAREER STATISTICS AT ARKANSAS »

Season	gp-gs	min/avg	Total		3-Point		F-Throws		Rebounds				Scoring							
			fg-fga	pct	fg-fga	pct	ft-fga	pct	off	def	tot	avg	pf	fo	ast	to	blk	stl	pts	avg
2017-18	27-19	597/22.1	124-199	.623	0-0	.000	69-130	.531	55	110	165	6.1	94	3	19	28	53	18	317	11.7
TOTAL	27-19	597/22.1	124-199	.623	0-0	.000	69-130	.531	55	110	165	6.1	94	3	19	28	53	18	317	11.7

# DUSTIN THOMAS



#13 | Senior | Forward | 6-8 | 225 | Texarkana, Texas | Colorado

## THOMAS' NEWS & NOTES »

- Finished one point shy of his first career double-double, scoring nine points to go with a career-high 10 rebounds, three assists and a career-high three steals against Oklahoma State.
- Has 3+ rebounds in 28 of the last 39 games, including 16-of-22 this season.
- Recorded his first double-digit scoring effort of the year and fifth as a Razorback vs CSU Bakersfield, tallying 10 points, all in the first half.
- Has four-plus rebounds in 12 of 22 games played this season to rank tied for second on the team in rebound percentage at 4.2 boards per game.
- In his first game this season, Thomas brought down a team-high nine rebounds to tie his career high.
- Scoring nine points off the bench at LSU on Feb. 11 and pulled down a career and team-high nine rebounds to go along with three steals.
- Averaged 4.0 points and 2.5 rebounds per game over two years at Colorado.

## GAME-BY-GAME STATS »

#13 Dustin Thomas

Opponent	Date	gs	min	Total		3-Pointers		Free throws		Rebounds				pf	a	t/o	blk	stl	pts	avg
				fg-fga	pct	3fg-fga	pct	ft-fita	pct	off	def	tot	avg							
SAMFORD	11/10/17		dnp	-	-	-	-	-	-	-	-	-	-	-	-	-	-	-	-	-
BUCKNELL	11/12/17		dnp	-	-	-	-	-	-	-	-	-	-	-	-	-	-	-	-	-
FRESNO STATE	11/17/17		dnp	-	-	-	-	-	-	-	-	-	-	-	-	-	-	-	-	-
vs Oklahoma	11/23/17	23	1-2	.500	0-0	.000	3-4	.750	3	6	9	9.0	4	0	3	0	1	5	5.0	
vs North Carolina	11/24/17	22	1-4	.250	0-0	.000	0-0	.000	2	2	4	6.5	3	0	2	0	1	2	3.5	
vs UCONN	11/26/17	15	1-2	.500	0-0	.000	5-6	.833	1	3	4	5.7	2	0	2	0	1	7	4.7	
at Houston	12/02/17	28	3-6	.500	0-1	.000	3-4	.750	2	4	6	5.8	2	0	0	0	1	9	5.8	
COLORADO STATE	12/05/17	* 16	2-4	.500	0-0	.000	2-2	1.000	0	2	2	5.0	2	2	0	0	0	6	5.8	
MINNESOTA	12/09/17	* 11	3-4	.750	0-0	.000	0-0	.000	0	2	2	4.5	3	2	0	0	0	6	5.8	
vs Troy	12/16/17	* 17	1-1	1.000	0-0	.000	0-0	.000	2	3	5	4.6	2	0	0	0	0	2	5.3	
ORAL ROBERTS	12/19/17	* 19	2-6	.333	0-0	.000	0-2	.000	0	1	1	4.1	2	3	0	0	0	4	5.1	
CSU BAKERSFIELD	12/27/17	* 20	4-6	.667	0-0	.000	2-2	1.000	2	4	6	4.3	2	0	1	0	2	10	5.7	
TENNESSEE	12/30/17	* 27	2-3	.667	0-0	.000	0-1	.000	1	6	7	4.6	5	1	1	0	0	4	5.5	
at Mississippi State	01/02/18	* 18	0-2	.000	0-0	.000	0-0	.000	1	4	5	4.6	2	4	1	0	0	0	5.0	
at Auburn	01/06/18	* 12	1-1	1.000	0-0	.000	2-3	.667	0	2	2	4.4	0	1	3	0	0	4	4.9	
LSU	01/10/18	4	0-2	.000	0-0	.000	0-0	.000	0	1	1	4.2	1	0	0	0	0	0	4.5	
MISSOURI	01/13/18	* 20	1-2	.500	0-0	.000	3-6	.500	1	2	3	4.1	4	0	0	0	2	5	4.6	
at Florida	01/17/18	* 28	1-2	.500	1-1	1.000	1-2	.500	1	3	4	4.1	2	2	0	0	1	4	4.5	
OLE MISS	01/20/18		dnp	-	-	-	-	-	-	-	-	-	-	-	-	-	-	-	-	
at Georgia	01/23/18	29	4-5	.800	0-0	.000	0-1	.000	0	1	1	3.9	4	0	3	0	2	8	4.8	
OKLAHOMA STATE	01/27/18	25	2-5	.400	0-0	.000	5-6	.833	3	7	10	4.2	2	3	3	1	3	9	5.0	
at Texas A&M	01/30/18	18	1-2	.500	0-0	.000	0-0	.000	0	3	3	4.2	3	0	0	2	1	2	4.8	
at LSU	02/03/18	* 20	3-7	.429	0-0	.000	0-0	.000	2	1	3	4.1	2	0	2	0	0	6	4.9	
SOUTH CAROLINA	02/06/18		dnp	-	-	-	-	-	-	-	-	-	-	-	-	-	-	-	-	
VANDERBILT	02/10/18	23	1-4	.250	0-0	.000	1-2	.500	1	6	7	4.3	3	2	2	0	1	3	4.8	
at Ole Miss	02/13/18	* 21	2-5	.400	0-0	.000	2-2	1.000	2	2	4	4.2	4	1	1	0	0	6	4.9	
TEXAS A&M	02/17/18	* 19	3-4	.750	0-0	.000	1-2	.500	0	3	3	4.2	4	0	2	0	1	7	5.0	
Totals		13	435	39-79	.494	1-2	.500	30-45	.667	24	68	92	4.2	58	21	26	3	17	109	5.0

Games played: 22  
 Minutes/game: 19.8  
 Points/game: 5.0  
 FG Pct: 49.4  
 3FG Pct: 50.0  
 FT Pct: 66.7

Rebounds/game: 4.2  
 Assists/game: 1.0  
 Turnovers/game: 1.2  
 Assist/turnover ratio: 0.8  
 Steals/game: 0.8  
 Blocks/game: 0.1

## PERSONAL BESTS »

### POINTS

Season: 10 vs. CSU Bakersfield (12/27/17)  
 Career: 17 vs. USC (01/04/15)^

### FIELD GOALS

Season: 4 (2x), last at Georgia (01/23/18)  
 Career: 6 (2x), last vs. Seton Hall (03/17/17)

### FIELD GOALS ATTEMPTED

Season: 7 at LSU (02/04/18)  
 Career: 9 vs. Seton Hall (03/17/17)

### 3-POINT FIELD GOALS

Season: 1 at Florida (01/17/18)  
 Career: 3 vs. USC (01/04/15)^

### 3-POINT FG ATTEMPTS

Season: 1 (2x), last at Florida (01/17/18)  
 Career: 3 (3x), last vs. USC (01/04/15)^

### FREE THROWS MADE

Season: 5 (2x), last vs. Oklahoma State (01/28/18)  
 Career: 6 vs. UT Arlington (11/18/16)

### FREE THROWS ATTEMPTS

Season: 6 (3x), last vs. Oklahoma State (01/28/18)  
 Career: 8 (3x), last vs. Mississippi State (01/10/17)

### REBOUNDS

Season: 10 vs. Oklahoma State (01/28/18)  
 Career: 10 vs. Oklahoma State (01/28/18)

### ASSISTS

Season: 4 at Mississippi State (01/02/18)  
 Career: 4 (3x), last at Mississippi State (01/02/18)

### STEALS

Season: 3 vs. Oklahoma State (01/28/18)  
 Career: 3 (3x), last vs. Oklahoma State (01/28/18)

### BLOCKS

Season: 2 at Texas A&M (01/30/18)  
 Career: 2 (3x), last at Texas A&M (01/30/18)

### MINUTES

Season: 29 at Georgia (01/23/18)  
 Career: 31 vs. Seton Hall (03/17/17)

^ - at Colorado

## CAREER STATISTICS AT ARKANSAS »

Season	gp-gs	min/avg	Total		3-Point		F-Throws		Rebounds				Scoring							
			fg-fga	pct	fg-fga	pct	ft-fita	pct	off	def	tot	avg	pf	fo	ast	to	blk	stl	pts	avg
2016-17	36-27	648/18.0	72-148	.486	1-5	.200	46-70	.657	45	91	136	3.8	104	4	38	36	10	23	191	5.3
2017-18	22-13	435/19.8	39-79	.494	1-2	.500	30-45	.667	24	68	92	4.2	58	1	21	26	3	17	109	5.0
TOTAL	58-40	1083/18.7	111-227	.489	2-7	.286	76-115	.661	69	159	228	3.9	162	5	59	62	13	40	300	5.2

# DARIOUSHALL



#20 | Freshman | Forward | 6-6 | 210 | Little Rock, Ark. | Mills Univ. Studies HS

## HALL'S NEWS & NOTES »

- Recorded his first career double-double at Ole Miss, tying a career high with 14 points to go along with a career-high 11 rebounds and a career-high tying three assists.
- Set a career high in minutes played at Texas A&M with 35, scoring 13 points and seven rebounds, going a perfect 6-for-6 from the floor.
- Went 8-of-8 from the free throw line against Ole Miss, tying for the most on the team this year without a miss.
- Three-time All-State and All-Conference selection at Mills University Studies High School.
- 2017 5A State Tournament MVP, after leading the Comets to a state championship.
- Led the Comets to a 31-2 record, averaging 14.8 pts, 8.0 rbd, 2.0 assists and 1.8 steals per game as a senior.
- Tallied 26 double-figure scoring games, including 10 double-doubles.
- Ranked the No. 4 player in the state and the No. 50 power forward in the 2017 class by 247Sports.com.
- Earned a four-star rating by ESPN, and three starts from Rivals.com, 247Sports, Scout and Future150.com.

## GAME-BY-GAME STATS »

#20 Darius Hall

Opponent	Date	gs	min	Total		3-Pointers		Free throws		Rebounds				pf	a	t/o	blk	stl	pts	avg
				fg-fga	pct	3fg-fga	pct	ft-fa	pct	off	def	tot	avg							
SAMFORD	11/10/17	12	1-4	.250	0-1	.000	1-2	.500	1	2	3	3.0	4	0	2	0	1	3	3.0	
BUCKNELL	11/12/17	17	3-5	.600	0-0	.000	0-0	.000	1	3	4	3.5	3	0	3	2	1	6	4.5	
FRESNO STATE	11/17/17	14	0-2	.000	0-1	.000	0-1	.000	0	3	3	3.3	2	1	1	0	1	0	3.0	
vs Oklahoma	11/23/17	7	0-1	.000	0-0	.000	1-2	.500	0	1	2	2.8	1	0	0	0	1	1	2.5	
vs North Carolina	11/24/17	5	1-2	.500	0-0	.000	1-1	1.000	1	0	1	2.4	1	0	0	0	0	3	2.6	
vs UCONN	11/26/17	14	3-3	1.000	1-1	1.000	0-0	.000	0	6	6	3.0	3	0	2	0	0	7	3.3	
at Houston	12/02/17	3	0-0	.000	0-0	.000	0-0	.000	0	1	1	2.7	0	0	1	0	0	0	2.9	
COLORADO STATE	12/05/17	18	3-7	.429	2-4	.500	0-0	.000	0	3	3	2.8	1	0	2	0	0	8	3.5	
MINNESOTA	12/09/17	8	1-2	.500	0-0	.000	0-0	.000	0	2	2	2.7	2	0	0	0	0	2	3.3	
vs Troy	12/16/17	12	2-2	1.000	0-0	.000	0-0	.000	0	2	2	2.6	4	0	0	1	0	4	3.4	
ORAL ROBERTS	12/19/17	15	4-6	.667	1-2	.500	2-2	1.000	2	1	3	2.6	2	3	2	0	2	11	4.1	
CSU BAKERSFIELD	12/27/17	17	4-8	.500	1-4	.250	5-9	.556	2	1	3	2.7	4	1	2	0	1	14	4.9	
TENNESSEE	12/30/17	3	0-0	.000	0-0	.000	0-0	.000	0	0	0	2.5	0	0	3	0	1	0	4.5	
at Mississippi State	01/02/18	6	1-2	.500	0-0	.000	0-0	.000	1	2	3	2.5	1	0	0	0	0	2	4.4	
at Auburn	01/06/18	21	3-3	1.000	0-0	.000	1-2	.500	1	5	6	2.7	1	0	1	0	0	7	4.5	
LSU	01/10/18	21	1-7	.143	0-3	.000	3-4	.750	3	2	5	2.9	1	1	1	0	0	5	4.6	
MISSOURI	01/13/18	* 21	4-4	1.000	0-0	.000	2-4	.500	1	4	5	3.0	0	1	0	0	2	10	4.9	
at Florida	01/17/18	18	2-6	.333	0-1	.000	0-2	.000	0	2	2	2.9	4	0	0	0	0	4	4.8	
OLE MISS	01/20/18	* 13	1-2	.500	1-1	1.000	8-8	1.000	2	1	3	2.9	4	0	2	0	0	11	5.2	
at Georgia	01/23/18	* 23	3-5	.600	1-1	1.000	0-0	.000	1	2	3	3.0	0	0	1	0	0	7	5.3	
OKLAHOMA STATE	01/27/18	* 14	1-2	.500	0-0	.000	0-2	.000	1	1	2	2.9	1	0	1	1	1	2	5.1	
at Texas A&M	01/30/18	* 35	6-6	1.000	1-1	1.000	0-2	.000	0	7	7	3.1	2	1	4	1	2	13	5.5	
at LSU	02/03/18	17	0-1	.000	0-0	.000	2-4	.500	1	3	4	3.1	0	0	0	0	0	2	5.3	
SOUTH CAROLINA	02/06/18	15	1-3	.333	0-0	.000	1-2	.500	1	1	2	3.1	1	0	1	1	1	3	5.2	
VANDERBILT	02/10/18	14	0-0	.000	0-0	.000	0-0	.000	0	2	2	3.0	5	1	1	0	0	0	5.0	
at Ole Miss	02/13/18	22	5-8	.625	3-4	.750	1-7	.143	5	6	11	3.3	3	3	1	0	0	14	5.3	
TEXAS A&M	02/17/18	17	0-2	.000	0-1	.000	2-2	1.000	1	6	7	3.5	3	1	0	0	0	2	5.2	
Totals		5	402	50-93	.538	11-25	.440	30-56	.536	25	69	94	3.5	53	13	31	6	14	141	5.2

Games played: 27  
 Minutes/game: 14.9  
 Points/game: 5.2  
 FG Pct: 53.8  
 3FG Pct: 44.0  
 FT Pct: 53.6

Rebounds/game: 3.5  
 Assists/game: 0.5  
 Turnovers/game: 1.1  
 Assist/turnover ratio: 0.4  
 Steals/game: 0.5  
 Blocks/game: 0.2

## PERSONAL BESTS »

### POINTS

Season: 14 (2x), last at Ole Miss (02/13/18)  
 Career: 14 (2x), last at Ole Miss (02/13/18)

### FIELD GOALS

Season: 6 at Texas A&M (01/30/18)  
 Career: 6 at Texas A&M (01/30/18)

### FIELD GOALS ATTEMPTED

Season: 8 (2x), last at Ole Miss (02/13/18)  
 Career: 8 (2x), last at Ole Miss (02/13/18)

### 3-POINT FIELD GOALS

Season: 3 at Ole Miss (02/13/18)  
 Career: 3 at Ole Miss (02/13/18)

### 3-POINT FG ATTEMPTS

Season: 4 (3x), last at Ole Miss (02/13/18)  
 Career: 4 (3x), last at Ole Miss (02/13/18)

### FREE THROWS MADE

Season: 8 vs. Ole Miss (01/20/18)  
 Career: 8 vs. Ole Miss (01/20/18)

### FREE THROWS ATTEMPTS

Season: 9 vs. CSU Bakersfield (12/27/17)  
 Career: 9 vs. CSU Bakersfield (12/27/17)

### REBOUNDS

Season: 11 at Ole Miss (02/13/18)  
 Career: 11 at Ole Miss (02/13/18)

### ASSISTS

Season: 3 (2x), last at Ole Miss (02/13/18)  
 Career: 3 (2x), last at Ole Miss (02/13/18)

### STEALS

Season: 2 (3x), last at Texas A&M (01/30/18)  
 Career: 2 (3x), last at Texas A&M (01/30/18)

### BLOCKS

Season: 2 vs. Bucknell (11/12/17)  
 Career: 2 vs. Bucknell (11/12/17)

### MINUTES

Season: 35 at Texas A&M (01/30/18)  
 Career: 35 at Texas A&M (01/30/18)

## CAREER STATISTICS AT ARKANSAS »

Season	gp-gs	min/avg	Total		3-Point		F-Throws		Rebounds				Scoring							
			fg-fga	pct	fg-fga	pct	ft-fa	pct	off	def	tot	avg	pf	fo	ast	to	blk	stl	pts	avg
2017-18	27-5	402/14.9	50-93	.538	11-25	.440	30-56	.536	25	69	94	3.5	53	1	13	31	6	14	141	5.2
TOTAL	27-5	402/14.9	50-93	.538	11-25	.440	30-56	.536	25	69	94	3.5	53	1	13	31	6	14	141	5.2

# GABE OSABUOHEN



#22 | Freshman | Forward | 6-8 | 219 | Toronto, Canada | Southwest Christian Academy

## OSABUOHEN'S NEWS & NOTES »

- Pronounced oh-sah-BOY-en.
- Tied for the team lead in charges taken with eight out of Arkansas' 40 total.
- Ranked the No. 5 player in the state of Arkansas & the No. 63 small forward in the country by 247Sports.com.
- Averaged 11 pts, seven rebounds and four assists as a senior for Little Rock's Southwest Christian Academy.
- Helped lead high school team to a 31-2 record and appearance at the NACA National Championships.
- Averaged 12 points and eight rebounds as a junior and played AAU with Grassroots Canada, before joining Team Loaded North Carolina on the Adidas Circuit the last two seasons.

## GAME-BY-GAME STATS »

#22 Gabe Osabuohien

Opponent	Date	gs	min	Total		3-Pointers		Free throws		Rebounds			pf	a	t/o	blk	stl	pts	avg	
				fg-fga	pct	3fg-fga	pct	ft-fa	pct	off	def	tot								avg
SAMFORD	11/10/17	10	1-2	.500	0-0	.000	0-2	.000	0	0	0	0.0	1	0	1	0	0	2	2.0	
BUCKNELL	11/12/17	11	1-4	.250	0-1	.000	0-0	.000	1	1	2	1.0	1	0	0	0	0	2	2.0	
FRESNO STATE	11/17/17	5	0-1	.000	0-1	.000	0-2	.000	1	0	1	1.0	2	0	0	0	0	1.3		
vs Oklahoma	11/23/17	dnp	-	-	-	-	-	-	-	-	-	-	-	-	-	-	-	-		
vs North Carolina	11/24/17	dnp	-	-	-	-	-	-	-	-	-	-	-	-	-	-	-	-		
vs UCONN	11/26/17	8	0-1	.000	0-0	.000	0-0	.000	1	2	3	1.5	0	1	1	0	1	0	1.0	
at Houston	12/02/17	dnp	-	-	-	-	-	-	-	-	-	-	-	-	-	-	-	-		
COLORADO STATE	12/05/17	8	2-2	1.000	0-0	.000	0-0	.000	1	2	3	1.8	4	0	1	0	0	4	1.6	
MINNESOTA	12/09/17	dnp	-	-	-	-	-	-	-	-	-	-	-	-	-	-	-	-		
vs Troy	12/16/17	2	1-1	1.000	0-0	.000	0-1	.000	0	2	2	1.8	0	1	0	0	0	2	1.7	
ORAL ROBERTS	12/19/17	5	0-0	.000	0-0	.000	0-0	.000	0	0	0	1.6	0	0	0	0	0	1.4		
CSU BAKERSFIELD	12/27/17	2	0-0	.000	0-0	.000	0-0	.000	0	0	0	1.4	0	1	0	1	0	1.3		
TENNESSEE	12/30/17	dnp	-	-	-	-	-	-	-	-	-	-	-	-	-	-	-	-		
at Mississippi State	01/02/18	dnp	-	-	-	-	-	-	-	-	-	-	-	-	-	-	-	-		
at Auburn	01/06/18	dnp	-	-	-	-	-	-	-	-	-	-	-	-	-	-	-	-		
LSU	01/10/18	dnp	-	-	-	-	-	-	-	-	-	-	-	-	-	-	-	-		
MISSOURI	01/13/18	dnp	-	-	-	-	-	-	-	-	-	-	-	-	-	-	-	-		
at Florida	01/17/18	dnp	-	-	-	-	-	-	-	-	-	-	-	-	-	-	-	-		
OLE MISS	01/20/18	dnp	-	-	-	-	-	-	-	-	-	-	-	-	-	-	-	-		
at Georgia	01/23/18	dnp	-	-	-	-	-	-	-	-	-	-	-	-	-	-	-	-		
OKLAHOMA STATE	01/27/18	dnp	-	-	-	-	-	-	-	-	-	-	-	-	-	-	-	-		
at Texas A&M	01/30/18	1	0-0	.000	0-0	.000	0-0	.000	0	0	0	1.2	0	0	0	0	0	1.1		
at LSU	02/03/18	dnp	-	-	-	-	-	-	-	-	-	-	-	-	-	-	-	-		
SOUTH CAROLINA	02/06/18	17	0-0	.000	0-0	.000	0-0	.000	1	3	4	1.5	3	2	2	0	0	1.0		
VANDERBILT	02/10/18	16	0-0	.000	0-0	.000	1-2	.500	0	2	2	1.5	1	0	2	1	0	1.0		
at Ole Miss	02/13/18	8	1-2	.500	0-0	.000	1-2	.500	0	3	3	1.7	3	0	0	0	3	1.2		
TEXAS A&M	02/17/18	15	3-6	.500	0-1	.000	0-1	.000	1	2	3	1.8	3	1	1	1	1	6	1.5	
Totals		0	108	9-19	.474	0-3	.000	2-10	.200	6	17	23	1.8	18	6	8	3	2	20	1.5

Games played: 13  
Minutes/game: 8.3  
Points/game: 1.5  
FG Pct: 47.4  
3FG Pct: 0.0  
FT Pct: 20.0

Rebounds/game: 1.8  
Assists/game: 0.5  
Turnovers/game: 0.6  
Assist/turnover ratio: 0.8  
Steals/game: 0.2  
Blocks/game: 0.2

## PERSONAL BESTS »

### POINTS

Season: 6 vs. Texas A&M (02/17/18)  
Career: 6 vs. Texas A&M (02/17/18)

### FIELD GOALS

Season: 3 vs. Texas A&M (02/17/18)  
Career: 3 vs. Texas A&M (02/17/18)

### FIELD GOALS ATTEMPTED

Season: 6 vs. Texas A&M (02/17/18)  
Career: 6 vs. Texas A&M (02/17/18)

### 3-POINT FIELD GOALS

Season: --  
Career: --

### 3-POINT FG ATTEMPTS

Season: 1 (3x), last vs. Texas A&M (02/17/18)  
Career: 1 (3x), last vs. Texas A&M (02/17/18)

### FREE THROWS MADE

Season: 1 (2x), last at Ole Miss (02/13/18)  
Career: 1 (2x), last at Ole Miss (02/13/18)

### FREE THROWS ATTEMPTS

Season: 2 (4x), last at Ole Miss (02/13/18)  
Career: 2 (4xx), last at Ole Miss (02/13/18)

### REBOUNDS

Season: 4 vs. South Carolina (02/06/18)  
Career: 4 vs. South Carolina (02/06/18)

### ASSISTS

Season: 2 vs. South Carolina (02/06/18)  
Career: 2 vs. South Carolina (02/06/18)

### STEALS

Season: 1 (2x), last vs. Texas A&M (02/17/18)  
Career: 1 (2x), last vs. Texas A&M (02/17/18)

### BLOCKS

Season: 1 (3x), last vs. Texas A&M (02/17/18)  
Career: 1 (3x), last vs. Texas A&M (02/17/18)

### MINUTES

Season: 17 vs. South Carolina (02/06/18)  
Career: 17 vs. South Carolina (02/06/18)

## CAREER STATISTICS AT ARKANSAS »

Season	gp-gs	min/avg	Total		3-Point		F-Throws		Rebounds				Scoring							
			fg-fga	pct	fg-fga	pct	ft-fa	pct	off	def	tot	avg	pf	fo	ast	to	blk	stl	pts	avg
2017-18	13-0	108/8.3	9-19	.474	0-3	.000	2-10	.200	6	17	23	1.8	18	0	6	8	3	2	20	1.5
TOTAL	13-0	108/8.3	9-19	.474	0-3	.000	2-10	.200	6	17	23	1.8	18	0	6	8	3	2	20	1.5



# C.J. JONES



#23 | Sophomore | Guard | 6-5 | 175 | Birmingham, Ala. | Central Park Christian

## JONES' NEWS & NOTES »

- 141 of his 239 career points have come from made 3-pointers.
- Has nine double-figure scoring efforts through 27 games, after having two total last season in 21 games.
- In seven games prior to Christmas, Jones had six double-digit scoring efforts, going 23-of-45 from deep.
- In that seven-game stretch, Jones hit three-plus three-pointers six times, including two efforts of five makes.
- Had a career-high five rebounds against Bucknell, to go along with seven points and one assist.
- After having six assists last season, Jones has 13 through 26 games this year.
- Played in 21 games as a freshman, averaging 2.4 points per contest.

## GAME-BY-GAME STATS »

#23 C.J. Jones

Opponent	Date	gs	min	Total		3-Pointers		Free throws		Rebounds				pf	a	t/o	blk	stl	pts	avg
				fg-fga	pct	3fg-fga	pct	ft-fa	pct	off	def	tot	avg							
SAMFORD	11/10/17	21	4-7	.571	2-5	.400	0-0	.000	0	3	3	3.0	0	1	0	0	0	10	10.0	
BUCKNELL	11/12/17	20	3-8	.375	0-1	.000	1-1	1.000	0	5	5	4.0	0	1	0	0	1	7	8.5	
FRESNO STATE	11/17/17	16	3-6	.500	0-2	.000	0-0	.000	0	2	2	3.3	0	1	0	0	0	6	7.7	
vs Oklahoma	11/23/17	10	1-4	.250	0-2	.000	0-0	.000	0	1	1	2.8	1	0	1	0	0	2	6.3	
vs North Carolina	11/24/17	26	4-11	.364	4-10	.400	0-0	.000	0	2	2	2.6	1	0	0	0	1	12	7.4	
vs UCONN	11/26/17	21	5-8	.625	3-6	.500	6-6	1.000	0	1	1	2.3	1	1	0	0	0	19	9.3	
at Houston	12/02/17	20	4-9	.444	3-6	.500	0-0	.000	0	3	3	2.4	2	0	1	0	0	11	9.6	
COLORADO STATE	12/05/17	23	7-9	.778	3-5	.600	2-2	1.000	0	1	1	2.3	1	2	0	0	0	19	10.8	
MINNESOTA	12/09/17	15	5-7	.714	5-7	.714	0-0	.000	0	1	1	2.1	3	0	1	0	0	15	11.2	
vs Troy	12/16/17	17	2-5	.400	0-3	.000	2-2	1.000	0	2	2	2.1	0	1	1	1	1	6	10.7	
ORAL ROBERTS	12/19/17	19	5-10	.500	5-8	.625	0-0	.000	0	2	2	2.1	2	2	1	2	0	15	11.1	
CSU BAKERSFIELD	12/27/17	20	1-6	.167	1-5	.200	1-2	.500	0	2	2	2.1	1	0	1	0	1	4	10.5	
TENNESSEE	12/30/17	13	1-6	.167	0-3	.000	0-2	.000	1	2	3	2.2	1	0	0	1	0	2	9.8	
at Mississippi State	01/02/18	10	0-2	.000	0-0	.000	0-0	.000	0	1	1	2.1	2	0	1	0	0	0	9.1	
at Auburn	01/06/18	3	1-3	.333	0-2	.000	0-0	.000	1	0	1	2.0	0	2	0	0	0	2	8.7	
LSU	01/10/18	14	2-6	.333	0-3	.000	0-0	.000	0	0	0	1.9	2	0	1	0	0	4	8.4	
MISSOURI	01/13/18	12	0-3	.000	0-0	.000	0-0	.000	0	0	0	1.8	0	0	0	0	0	0	7.9	
at Florida	01/17/18	21	2-6	.333	2-5	.400	0-0	.000	0	0	0	1.7	1	0	0	0	0	6	7.8	
OLE MISS	01/20/18	15	4-7	.571	3-5	.600	0-0	.000	0	2	2	1.7	0	0	2	0	0	11	7.9	
at Georgia	01/23/18	14	1-3	.333	1-2	.500	2-2	1.000	0	1	1	1.7	1	0	0	0	0	5	7.8	
OKLAHOMA STATE	01/27/18	10	2-3	.667	2-3	.667	0-0	.000	0	0	0	1.6	2	0	0	0	0	6	7.7	
at Texas A&M	01/30/18	4	0-1	.000	0-1	.000	0-0	.000	0	0	0	1.5	0	0	0	0	0	0	7.4	
at LSU	02/03/18	7	0-3	.000	0-1	.000	0-0	.000	0	0	0	1.4	0	1	0	0	0	0	7.0	
SOUTH CAROLINA	02/06/18	19	3-6	.500	0-3	.000	1-1	1.000	0	4	4	1.5	0	1	0	0	0	7	7.0	
VANDERBILT	02/10/18	15	2-5	.400	0-2	.000	0-0	.000	0	1	1	1.5	1	0	0	0	0	4	6.9	
at Ole Miss	02/13/18	13	1-6	.167	0-4	.000	0-0	.000	0	1	1	1.5	0	0	1	0	1	2	6.7	
TEXAS A&M	02/17/18	18	5-7	.714	1-2	.500	2-3	.667	1	1	2	1.5	1	0	0	0	1	13	7.0	
Totals		0	416	68-157	.433	35-96	.365	17-21	.810	3	38	41	1.5	23	13	11	4	7	188	7.0

Games played: 27  
 Minutes/game: 15.4  
 Points/game: 7.0  
 FG Pct: 43.3  
 3FG Pct: 36.5  
 FT Pct: 81.0

Rebounds/game: 1.5  
 Assists/game: 0.5  
 Turnovers/game: 0.4  
 Assist/turnover ratio: 1.2  
 Steals/game: 0.3  
 Blocks/game: 0.1

## PERSONAL BESTS »

### POINTS

Season: 19 (2x), last vs. Colorado State (12/05/17)  
 Career: 19 (2x), last vs. Colorado State (12/05/17)

### FIELD GOALS

Season: 7 vs. Colorado State (12/05/17)  
 Career: 7 vs. Colorado State (12/05/17)

### FIELD GOALS ATTEMPTED

Season: 11 vs. North Carolina (11/24/17)  
 Career: 11 vs. North Carolina (11/24/17)

### 3-POINT FIELD GOALS

Season: 5 (2x), last vs. Oral Roberts (12/19/17)  
 Career: 5 (2x), last vs. Oral Roberts (12/19/17)

### 3-POINT FG ATTEMPTS

Season: 10 vs. North Carolina (11/24/17)  
 Career: 10 vs. North Carolina (11/24/17)

### FREE THROWS MADE

Season: 6 vs. UConn (11/26/17)  
 Career: 6 vs. UConn (11/26/17)

### FREE THROWS ATTEMPTS

Season: 6 vs. UConn (11/26/17)  
 Career: 6 vs. UConn (11/26/17)

### REBOUNDS

Season: 5 vs. Bucknell (11/12/17)  
 Career: 5 vs. Bucknell (11/12/17)

### ASSISTS

Season: 2 (3x), last at Auburn (01/06/18)  
 Career: 2 (4x), last at Auburn (01/06/18)

### STEALS

Season: 1 (7x), last vs. Texas A&M (02/17/18)  
 Career: 1 (8x), last at Ole Miss (02/13/18)

### BLOCKS

Season: 2 vs. Oral Roberts (12/19/17)  
 Career: 3 vs. Austin Peay (12/03/16)

### MINUTES

Season: 26 vs. North Carolina (11/24/17)  
 Career: 26 vs. North Carolina (11/24/17)

## CAREER STATISTICS AT ARKANSAS »

Season	gp-gs	min/avg	Total		3-Point		F-Throws		Rebounds				Scoring							
			fg-fga	pct	fg-fga	pct	ft-fa	pct	off	def	tot	avg	pf	fo	ast	to	blk	stl	pts	avg
2016-17	21-0	126/6.0	17-36	.472	12-24	.500	5-7	.714	0	13	13	0.6	11	0	6	4	5	1	51	2.4
2017-18	27-0	416/15.4	68-157	.433	35-96	.365	17-21	.810	3	38	41	1.5	23	0	13	11	4	7	188	7.0
TOTAL	48-0	542/11.3	85-193	.440	47-120	.392	22-28	.786	3	51	54	1.1	34	0	19	15	9	8	239	5.0



















RECORD:	OVERALL	HOME	AWAY	NEUTRAL
ALL GAMES	19-8	14-1	2-6	3-1
CONFERENCE	8-6	6-1	2-5	0-0
NON-CONFERENCE	11-2	8-0	0-1	3-1

#	Player	gp-gs	min	avg	Total		3-Point		F-Throw		Rebounds				Other				pts	avg		
					fg-fga	fg%	3fg-fga	3fg%	ft-fa	ft%	off	def	tot	avg	pf	dq	a	to			blk	stl
00	Jaylen Barford	27-27	846	31.3	184-376	.489	66-148	.446	68-100	.680	29	75	104	3.9	67	0	77	51	7	30	502	18.6
04	Daryl Macon	27-22	832	30.8	140-307	.456	72-166	.434	108-123	.878	9	67	76	2.8	50	0	109	50	2	29	460	17.0
10	Daniel Gafford	27-19	597	22.1	124-199	.623	0-0	.000	69-130	.531	55	110	165	6.1	94	3	19	28	53	18	317	11.7
31	Anton Beard	27-27	797	29.5	90-232	.388	29-94	.309	48-63	.762	14	54	68	2.5	67	1	80	35	2	23	257	9.5
23	C.J. Jones	27-0	416	15.4	68-157	.433	35-96	.365	17-21	.810	3	38	41	1.5	23	0	13	11	4	7	188	7.0
20	Darious Hall	27-5	402	14.9	50-93	.538	11-25	.440	30-56	.536	25	69	94	3.5	53	1	13	31	6	14	141	5.2
13	Dustin Thomas	22-13	435	19.8	39-79	.494	1-2	.500	30-45	.667	24	68	92	4.2	58	1	21	26	3	17	109	5.0
02	Adrio Bailey	24-12	334	13.9	43-77	.558	0-0	.000	12-24	.500	25	38	63	2.6	43	1	15	15	20	11	98	4.1
01	Trey Thompson	27-8	489	18.1	40-78	.513	0-0	.000	15-25	.600	34	79	113	4.2	64	1	41	26	23	21	95	3.5
05	Arlando Cook	20-2	195	9.8	15-38	.395	0-0	.000	4-8	.500	9	29	38	1.9	11	0	8	9	2	6	34	1.7
22	Gabe Osabuohien	13-0	108	8.3	9-19	.474	0-3	.000	2-10	.200	6	17	23	1.8	18	0	6	8	3	2	20	1.5
15	Jonathan Holmes	10-0	18	1.8	6-15	.400	2-6	.333	1-2	.500	2	1	3	0.3	1	0	1	2	0	1	15	1.5
14	JT Plummer	6-0	6	1.0	0-0	.000	0-0	.000	0-0	.000	0	0	0	0.0	0	0	0	0	0	0	0	0.0
Team											42	33	75		1		8					
Total.....		27	5475		808-1670	.484	216-540	.400	404-607	.666	277	678	955	35.4	550	8	403	300	125	179	2236	82.8
Opponents.....		27	5475		672-1572	.427	222-644	.345	463-652	.710	301	670	971	36.0	520	13	367	386	96	129	2029	75.1

TEAM STATISTICS	AR	OPP	Date	Opponent	Score	Att.
SCORING	2236	2029	11/10/17	SAMFORD	w 95-56	13407
Points per game	82.8	75.1	11/12/17	BUCKNELL	w 101-73	13404
Scoring margin	+7.7	-	11/17/17	FRESNO STATE	w 83-75	15051
FIELD GOALS-ATT	808-1670	672-1572	11/23/17	vs Oklahoma	w 92-83	11294
Field goal pct	.484	.427	11/24/17	vs North Carolina	L 68-87	6603
3 POINT FG-ATT	216-540	222-644	11/26/17	vs UCONN	w 102-67	11571
3-point FG pct	.400	.345	12/02/17	at Houston	L 65-91	4186
3-pt FG made per game	8.0	8.2	12/05/17	COLORADO STATE	w 92-66	13634
FREE THROWS-ATT	404-607	463-652	12/09/17	MINNESOTA	w 95-79	17583
Free throw pct	.666	.710	12/16/17	vs Troy	w 88-63	16416
F-Throws made per game	15.0	17.1	12/19/17	ORAL ROBERTS	w 104-69	13945
REBOUNDS	955	971	12/27/17	CSU BAKERSFIELD	w 95-68	15829
Rebounds per game	35.4	36.0	* 12/30/17	TENNESSEE	Wot 95-93	18696
Rebounding margin	-0.6	-	* 01/02/18	at Mississippi State	L 75-78	6324
ASSISTS	403	367	* 01/06/18	at Auburn	L 77-88	8950
Assists per game	14.9	13.6	* 01/10/18	LSU	L 54-75	15199
TURNOVERS	300	386	* 01/13/18	MISSOURI	w 65-63	18297
Turnovers per game	11.1	14.3	* 01/17/18	at Florida	L 73-88	9929
Turnover margin	+3.2	-	* 01/20/18	OLE MISS	w 97-93	18030
Assist/turnover ratio	1.3	1.0	* 01/23/18	at Georgia	Wo2 80-77	6405
STEALS	179	129	01/27/18	OKLAHOMA STATE	w 66-65	18057
Steals per game	6.6	4.8	* 01/30/18	at Texas A&M	L 66-80	8761
BLOCKS	125	96	* 02/03/18	at LSU	L 86-94	9272
Blocks per game	4.6	3.6	* 02/06/18	SOUTH CAROLINA	w 81-65	14956
ATTENDANCE	241268	105734	* 02/10/18	VANDERBILT	w 72-54	17083
Home games-Avg/Game	15-16085	8-7481	* 02/13/18	at Ole Miss	w 75-64	6023
Neutral site-Avg/Game	-	4-11471	* 02/17/18	TEXAS A&M	w 94-75	18097

Score by Periods	1st	2nd	OT	OT2	Totals
Arkansas	1031	1166	28	11	2236
Opponents	927	1068	26	8	2029

\* = Conference game

RECORD:	OVERALL	HOME	AWAY	NEUTRAL
ALL GAMES	8-6	6-1	2-5	0-0
CONFERENCE	8-6	6-1	2-5	0-0
NON-CONFERENCE	0-0	0-0	0-0	0-0

#	Player	gp-gs	min	avg	Total		3-Point		F-Throw		Rebounds					pts	avg						
					fg-fga	fg%	3fg-fga	3fg%	ft-fa	ft%	off	def	tot	avg	pf			dq	a	to	blk	stl	
00	Jaylen Barford	14-14	464	33.1	100-207	.483	38-86	.442	35-49	.714	18	37	55	3.9	42	0	33	32	1	16	273	19.5	
04	Daryl Macon	14-10	451	32.2	76-167	.455	37-88	.420	65-73	.890	6	41	47	3.4	30	0	57	32	0	10	254	18.1	
10	Daniel Gafford	14-14	343	24.5	69-113	.611	0-0	.000	33-67	.493	34	52	86	6.1	47	0	7	16	29	9	171	12.2	
31	Anton Beard	14-14	406	29.0	40-103	.388	14-41	.341	14-21	.667	5	25	30	2.1	36	1	35	17	0	11	108	7.7	
20	Darius Hall	14-4	246	17.6	27-49	.551	6-12	.500	20-37	.541	17	43	60	4.3	25	1	8	15	2	6	80	5.7	
13	Dustin Thomas	12-8	239	19.9	19-39	.487	1-1	1.000	10-19	.526	9	34	43	3.6	34	1	11	15	2	8	49	4.1	
23	C.J. Jones	14-0	178	12.7	22-64	.344	7-33	.212	5-8	.625	3	13	16	1.1	9	0	4	5	1	2	56	4.0	
01	Trey Thompson	14-0	245	17.5	20-39	.513	0-0	.000	9-11	.818	14	42	56	4.0	33	1	16	10	13	10	49	3.5	
22	Gabe Osabuohien	5-0	57	11.4	4-8	.500	0-1	.000	2-5	.400	2	10	12	2.4	10	0	3	5	2	1	10	2.0	
02	Adrio Bailey	11-4	122	11.1	9-22	.409	0-0	.000	2-8	.250	8	11	19	1.7	18	1	3	5	4	5	20	1.8	
05	Arlando Cook	14-2	122	8.7	8-23	.348	0-0	.000	2-6	.333	4	19	23	1.6	7	0	4	8	2	3	18	1.3	
15	Jonathan Holmes	3-0	2	0.7	1-2	.500	0-0	.000	0-0	.000	1	0	1	0.3	0	0	0	1	0	0	2	0.7	
Team											26	18	44	1			5						
Total.....		14	2875	395-836		.472	103-262	.393	197-304	.648	147	345	492	35.1	292	5	181	166	56	81	1090	77.9	
Opponents.....		14	2875	352-804		.438	120-331	.363	263-361	.729	157	351	508	36.3	258	9	201	175	59	67	1087	77.6	

TEAM STATISTICS	AR	OPP	Date	Opponent	Score	Att.
SCORING	1090	1087	* 12/30/17	TENNESSEE	Wot 95-93	18696
Points per game	77.9	77.6	* 01/02/18	at Mississippi State	L 75-78	6324
Scoring margin	+0.2	-	* 01/06/18	at Auburn	L 77-88	8950
FIELD GOALS-ATT	395-836	352-804	* 01/10/18	LSU	L 54-75	15199
Field goal pct	.472	.438	* 01/13/18	MISSOURI	w 65-63	18297
3 POINT FG-ATT	103-262	120-331	* 01/17/18	at Florida	L 73-88	9929
3-point FG pct	.393	.363	* 01/20/18	OLE MISS	w 97-93	18030
3-pt FG made per game	7.4	8.6	* 01/23/18	at Georgia	Wo2 80-77	6405
FREE THROWS-ATT	197-304	263-361	* 01/30/18	at Texas A&M	L 66-80	8761
Free throw pct	.648	.729	* 02/03/18	at LSU	L 86-94	9272
F-Throws made per game	14.1	18.8	* 02/06/18	SOUTH CAROLINA	w 81-65	14956
REBOUNDS	492	508	* 02/10/18	VANDERBILT	w 72-54	17083
Rebounds per game	35.1	36.3	* 02/13/18	at Ole Miss	w 75-64	6023
Rebounding margin	-1.1	-	* 02/17/18	TEXAS A&M	w 94-75	18097
ASSISTS	181	201	* = Conference game			
Assists per game	12.9	14.4				
TURNOVERS	166	175				
Turnovers per game	11.9	12.5				
Turnover margin	+0.6	-				
Assist/turnover ratio	1.1	1.1				
STEALS	81	67				
Steals per game	5.8	4.8				
BLOCKS	56	59				
Blocks per game	4.0	4.2				
ATTENDANCE	120358	55664				
Home games-Avg/Game	7-17194	7-7952				
Neutral site-Avg/Game	-	0-0				

Score by Periods	1st	2nd	OT	OT2	Totals
Arkansas	471	580	28	11	1090
Opponents	495	558	26	8	1087

▶ LAST FIVE GAMES STATISTICS »

RECORD:	OVERALL	HOME	AWAY	NEUTRAL
ALL GAMES	4-1	3-0	1-1	0-0
CONFERENCE	4-1	3-0	1-1	0-0
NON-CONFERENCE	0-0	0-0	0-0	0-0

#	Player	gp-gs	min	avg	Total		3-Point		F-Throw		Rebounds					Other							
					fg-fga	fg%	3fg-fga	3fg%	ft-fa	ft%	off	def	tot	avg	pf	dq	a	to	blk	stl	pts	avg	
04	Daryl Macon	5-5	146	29.2	27-59	.458	13-27	.481	25-27	.926	3	11	14	2.8	11	0	22	8	0	4	92	18.4	
00	Jaylen Barford	5-5	157	31.4	32-72	.444	15-34	.441	10-13	.769	4	13	17	3.4	13	0	10	8	0	5	89	17.8	
10	Daniel Gafford	5-5	112	22.4	29-41	.707	0-0	.000	16-30	.533	13	18	31	6.2	17	0	2	7	13	4	74	14.8	
31	Anton Beard	5-5	139	27.8	15-33	.455	5-12	.417	6-9	.667	0	12	12	2.4	10	0	14	5	0	5	41	8.2	
13	Dustin Thomas	4-3	83	20.8	9-20	.450	0-0	.000	4-6	.667	5	12	17	4.3	13	0	3	7	0	2	22	5.5	
23	C.J. Jones	5-0	72	14.4	11-27	.407	1-12	.083	3-4	.750	1	7	8	1.6	2	0	2	1	0	2	26	5.2	
01	Trey Thompson	5-0	96	19.2	8-16	.500	0-0	.000	5-5	1.000	6	20	26	5.2	12	0	7	2	5	5	21	4.2	
20	Darius Hall	5-0	85	17.0	6-14	.429	3-5	.600	6-15	.400	8	18	26	5.2	12	1	5	3	1	1	21	4.2	
22	Gabe Osabuohien	4-0	56	14.0	4-8	.500	0-1	.000	2-5	.400	2	10	12	3.0	10	0	3	5	2	1	10	2.5	
02	Adrio Bailey	3-1	31	10.3	2-5	.400	0-0	.000	1-2	.500	3	2	5	1.7	4	0	0	2	0	1	5	1.7	
05	Arlando Cook	5-1	21	4.2	2-7	.286	0-0	.000	1-2	.500	0	4	4	0.8	1	0	0	5	0	1	5	1.0	
15	Jonathan Holmes	3-0	2	0.7	1-2	.500	0-0	.000	0-0	.000	1	0	1	0.3	0	0	0	1	0	0	2	0.7	
Team											13	10	23										
Total.....		5	1000		146-304	.480	37-91	.407	79-118	.669	59	137	196	39.2	105	1	68	56	21	31	408	81.6	
Opponents.....		5	1000		106-279	.380	36-116	.310	104-138	.754	56	119	175	35.0	97	2	62	65	21	23	352	70.4	

TEAM STATISTICS	AR	OPP	Date	Opponent	Score	Att.
SCORING	408	352	* 02/03/18	at LSU	L 86-94	9272
Points per game	81.6	70.4	* 02/06/18	SOUTH CAROLINA	w 81-65	14956
Scoring margin	+11.2	-	* 02/10/18	VANDERBILT	w 72-54	17083
FIELD GOALS-ATT	146-304	106-279	* 02/13/18	at Ole Miss	w 75-64	6023
Field goal pct	.480	.380	* 02/17/18	TEXAS A&M	w 94-75	18097
3 POINT FG-ATT	37-91	36-116	* = Conference game			
3-point FG pct	.407	.310				
3-pt FG made per game	7.4	7.2				
FREE THROWS-ATT	79-118	104-138				
Free throw pct	.669	.754				
F-Throws made per game	15.8	20.8				
REBOUNDS	196	175				
Rebounds per game	39.2	35.0				
Rebounding margin	+4.2	-				
ASSISTS	68	62				
Assists per game	13.6	12.4				
TURNOVERS	56	65				
Turnovers per game	11.2	13.0				
Turnover margin	+1.8	-				
Assist/turnover ratio	1.2	1.0				
STEALS	31	23				
Steals per game	6.2	4.6				
BLOCKS	21	21				
Blocks per game	4.2	4.2				
ATTENDANCE	50136	15295				
Home games-Avg/Game	3-16712	2-7648				
Neutral site-Avg/Game	-	0-0				

Score by Periods	1st	2nd	Totals
Arkansas	183	225	408
Opponents	157	195	352



RECORD:	OVERALL	HOME	AWAY	NEUTRAL
ALL GAMES	14-1	14-1	0-0	0-0
CONFERENCE	6-1	6-1	0-0	0-0
NON-CONFERENCE	8-0	8-0	0-0	0-0

#	Player	gp-gs	min	avg	Total		3-Point		F-Throw		Rebounds					Other						
					fg-fga	fg%	3fg-fga	3fg%	ft-fa	ft%	off	def	tot	avg	pf	dq	a	to	blk	stl	pts	avg
00	Jaylen Barford	15-15	455	30.3	103-200	.515	40-80	.500	41-63	.651	15	40	55	3.7	35	0	46	24	4	20	287	19.1
04	Daryl Macon	15-12	456	30.4	75-164	.457	41-92	.446	66-75	.880	5	33	38	2.5	27	0	73	26	2	16	257	17.1
10	Daniel Gafford	15-11	339	22.6	81-124	.653	0-0	.000	40-75	.533	32	65	97	6.5	53	2	12	16	42	12	202	13.5
31	Anton Beard	15-15	445	29.7	48-125	.384	16-54	.296	27-38	.711	7	30	37	2.5	38	1	47	15	2	13	139	9.3
23	C.J. Jones	15-0	250	16.7	47-96	.490	22-54	.407	7-11	.636	2	26	28	1.9	14	0	8	6	3	3	123	8.2
13	Dustin Thomas	10-7	184	18.4	20-40	.500	0-0	.000	14-23	.609	8	34	42	4.2	28	1	13	9	1	9	54	5.4
20	Darious Hall	15-3	219	14.6	24-54	.444	5-17	.294	24-36	.667	15	32	47	3.1	33	1	9	21	4	11	77	5.1
01	Trey Thompson	15-4	261	17.4	24-45	.533	0-0	.000	8-14	.571	26	47	73	4.9	34	0	17	15	11	12	56	3.7
02	Adrio Bailey	14-7	181	12.9	20-33	.606	0-0	.000	6-12	.500	9	17	26	1.9	23	0	11	11	10	6	46	3.3
05	Arlando Cook	12-1	128	10.7	10-19	.526	0-0	.000	3-4	.750	7	17	24	2.0	7	0	6	8	0	4	23	1.9
22	Gabe Osabuohien	9-0	89	9.9	7-15	.467	0-3	.000	1-7	.143	5	10	15	1.7	15	0	4	7	3	1	15	1.7
15	Jonathan Holmes	8-0	13	1.6	4-11	.364	1-5	.200	1-2	.500	1	1	2	0.3	1	0	1	1	0	1	10	1.3
14	JT Plummer	5-0	5	1.0	0-0	.000	0-0	.000	0-0	.000	0	0	0	0.0	0	0	0	0	0	0	0	0.0
Team											25	15	40		1		4					
Total.....		15	3025		463-926	.500	125-305	.410	238-360	.661	157	367	524	34.9	309	5	247	163	82	108	1289	85.9
Opponents.....		15	3025		359-862	.416	111-354	.314	240-347	.692	175	352	527	35.1	306	10	197	237	40	66	1069	71.3

TEAM STATISTICS	AR	OPP	Date	Opponent	Score	Att.
SCORING	1289	1069	11/10/17	SAMFORD	w 95-56	13407
Points per game	85.9	71.3	11/12/17	BUCKNELL	w 101-73	13404
Scoring margin	+14.7	-	11/17/17	FRESNO STATE	w 83-75	15051
FIELD GOALS-ATT	463-926	359-862	12/05/17	COLORADO STATE	w 92-66	13634
Field goal pct	.500	.416	12/09/17	MINNESOTA	w 95-79	17583
3 POINT FG-ATT	125-305	111-354	12/19/17	ORAL ROBERTS	w 104-69	13945
3-point FG pct	.410	.314	12/27/17	CSU BAKERSFIELD	w 95-68	15829
3-pt FG made per game	8.3	7.4	* 12/30/17	TENNESSEE	Wot 95-93	18696
FREE THROWS-ATT	238-360	240-347	* 01/10/18	LSU	L 54-75	15199
Free throw pct	.661	.692	* 01/13/18	MISSOURI	w 65-63	18297
F-Throws made per game	15.9	16.0	* 01/20/18	OLE MISS	w 97-93	18030
REBOUNDS	524	527	01/27/18	OKLAHOMA STATE	w 66-65	18057
Rebounds per game	34.9	35.1	* 02/06/18	SOUTH CAROLINA	w 81-65	14956
Rebounding margin	-0.2	-	* 02/10/18	VANDERBILT	w 72-54	17083
ASSISTS	247	197	* 02/17/18	TEXAS A&M	w 94-75	18097
Assists per game	16.5	13.1				
TURNOVERS	163	237				
Turnovers per game	10.9	15.8				
Turnover margin	+4.9	-				
Assist/turnover ratio	1.5	0.8				
STEALS	108	66				
Steals per game	7.2	4.4				
BLOCKS	82	40				
Blocks per game	5.5	2.7				
ATTENDANCE	241268	0				
Home games-Avg/Game	15-16085	0-0				
Neutral site-Avg/Game	-	0-0				

\* = Conference game

Score by Periods	1st	2nd	OT	Totals
Arkansas	616	651	22	1289
Opponents	486	563	20	1069

0		<p><b>JAYLEN BARFORD</b> ▪ SR ▪ G ▪ 6-3 ▪ 202 Jackson, Tenn. ▪ Motlow State CC</p> <table border="1"> <thead> <tr> <th>YEAR</th> <th>GP/GS</th> <th>PPG</th> <th>APG</th> <th>RPG</th> <th>FG%</th> <th>3FG%</th> <th>FT%</th> </tr> </thead> <tbody> <tr> <td>2017-18</td> <td>27/27</td> <td>18.6</td> <td>2.9</td> <td>3.9</td> <td>.489</td> <td>.446</td> <td>.680</td> </tr> <tr> <td>Career</td> <td>63/57</td> <td>15.3</td> <td>2.4</td> <td>3.8</td> <td>.463</td> <td>.370</td> <td>.718</td> </tr> </tbody> </table>	YEAR	GP/GS	PPG	APG	RPG	FG%	3FG%	FT%	2017-18	27/27	18.6	2.9	3.9	.489	.446	.680	Career	63/57	15.3	2.4	3.8	.463	.370	.718	<ul style="list-style-type: none"> <li>• Is second in the SEC in scoring at 18.6 points per game.</li> <li>• Has 16 career 20-point games, including 10 on the road.</li> <li>• Named to preseason coaches All-SEC second team.</li> <li>• Named to PK80 Victory Bracket All-Tournament team after averaging 21.3 points per game.</li> </ul>	<p><b>CAREER HIGHS</b></p> <p>PTS: 28 - (2x), last at Florida (01/17/18) AST: 6 - (2x), last vs. Samford (11/10/17) REB: 7 - (4x), last at Miss. State (01/02/18) STL: 5 - Oral Roberts (12/19/17)</p>
YEAR	GP/GS	PPG	APG	RPG	FG%	3FG%	FT%																					
2017-18	27/27	18.6	2.9	3.9	.489	.446	.680																					
Career	63/57	15.3	2.4	3.8	.463	.370	.718																					
1		<p><b>TREY THOMPSON</b> ▪ SR ▪ F ▪ 6-9 ▪ 265 Madison, Ark. ▪ Forrest City HS</p> <table border="1"> <thead> <tr> <th>YEAR</th> <th>GP/GS</th> <th>PPG</th> <th>RPG</th> <th>BPG</th> <th>APG</th> <th>FG%</th> <th>FT%</th> </tr> </thead> <tbody> <tr> <td>2017-18</td> <td>27/8</td> <td>3.5</td> <td>4.2</td> <td>0.9</td> <td>1.5</td> <td>.513</td> <td>.600</td> </tr> <tr> <td>Career</td> <td>106/9</td> <td>2.6</td> <td>3.4</td> <td>0.8</td> <td>1.3</td> <td>.563</td> <td>.602</td> </tr> </tbody> </table>	YEAR	GP/GS	PPG	RPG	BPG	APG	FG%	FT%	2017-18	27/8	3.5	4.2	0.9	1.5	.513	.600	Career	106/9	2.6	3.4	0.8	1.3	.563	.602	<ul style="list-style-type: none"> <li>• Second on the team with 113 rebounds, including 34 offensive.</li> <li>• Second on team with 106 games played as a Razorback.</li> <li>• Leads all Arkansas forwards with 41 assists.</li> <li>• Has four multi-block games in the last eight contests, totaling 12 swats in that span.</li> </ul>	<p><b>CAREER HIGHS</b></p> <p>PTS: 13 - LSU (02/23/16) REB: 11 - (2x), last vs. Bucknell (11/12/17) BLK: 4 - Texas Tech (01/30/16) AST: 6 - Texas A&amp;M (02/22/17)</p>
YEAR	GP/GS	PPG	RPG	BPG	APG	FG%	FT%																					
2017-18	27/8	3.5	4.2	0.9	1.5	.513	.600																					
Career	106/9	2.6	3.4	0.8	1.3	.563	.602																					
2		<p><b>ADRIO BAILEY</b> ▪ SO ▪ F ▪ 6-6 ▪ 204 Campti, La. ▪ Lakeview HS</p> <table border="1"> <thead> <tr> <th>YEAR</th> <th>GP/GS</th> <th>PPG</th> <th>RPG</th> <th>BPG</th> <th>APG</th> <th>FG%</th> <th>FT%</th> </tr> </thead> <tbody> <tr> <td>2017-18</td> <td>24/12</td> <td>4.1</td> <td>2.6</td> <td>0.8</td> <td>0.6</td> <td>.558</td> <td>.500</td> </tr> <tr> <td>Career</td> <td>51/14</td> <td>2.9</td> <td>1.9</td> <td>0.5</td> <td>0.4</td> <td>.560</td> <td>.419</td> </tr> </tbody> </table>	YEAR	GP/GS	PPG	RPG	BPG	APG	FG%	FT%	2017-18	24/12	4.1	2.6	0.8	0.6	.558	.500	Career	51/14	2.9	1.9	0.5	0.4	.560	.419	<ul style="list-style-type: none"> <li>• Recorded a career-high 15 pts in the season opener.</li> <li>• Is second on the team with 15 dunks. Had four vs. Troy.</li> <li>• Had career-high 5 blocks against North Carolina.</li> <li>• Started 12 games, including first 7, after making 2 starts last year.</li> <li>• Has 15 asts in 24 games, only totaled 7 last yr in 27 games.</li> </ul>	<p><b>CAREER HIGHS</b></p> <p>PTS: 15 - Samford (11/10/17) REB: 7 - (2x), last vs. Oklahoma (11/23/17) BLK: 5 - North Carolina (11/24/17) AST: 3 - Fresno State (11/17/17)</p>
YEAR	GP/GS	PPG	RPG	BPG	APG	FG%	FT%																					
2017-18	24/12	4.1	2.6	0.8	0.6	.558	.500																					
Career	51/14	2.9	1.9	0.5	0.4	.560	.419																					
3		<p><b>KHALIL GARLAND</b> ▪ FR ▪ G ▪ 6-5 ▪ 198 Little Rock, Ark. ▪ Parkview HS</p> <table border="1"> <thead> <tr> <th>YEAR</th> <th>GP/GS</th> <th>PPG</th> <th>APG</th> <th>SPG</th> <th>FG%</th> <th>3FG%</th> <th>FT%</th> </tr> </thead> <tbody> <tr> <td>2017-18</td> <td>--/--</td> <td>--</td> <td>--</td> <td>--</td> <td>--</td> <td>--</td> <td>--</td> </tr> <tr> <td>Career</td> <td>--/--</td> <td>--</td> <td>--</td> <td>--</td> <td>--</td> <td>--</td> <td>--</td> </tr> </tbody> </table>	YEAR	GP/GS	PPG	APG	SPG	FG%	3FG%	FT%	2017-18	--/--	--	--	--	--	--	--	Career	--/--	--	--	--	--	--	--	<ul style="list-style-type: none"> <li>• Ranked the No. 2 player in the state of Arkansas.</li> <li>• Tabbed a 4-star and No. 55 overall guard by ESPN.</li> <li>• Will redshirt the 2017-18 season.</li> </ul>	<p><b>CAREER HIGHS</b></p> <p>PTS: AST: REB: 3FGM:</p>
YEAR	GP/GS	PPG	APG	SPG	FG%	3FG%	FT%																					
2017-18	--/--	--	--	--	--	--	--																					
Career	--/--	--	--	--	--	--	--																					
4		<p><b>DARYL MACON</b> ▪ SR ▪ G ▪ 6-3 ▪ 185 Little Rock, Ark. ▪ Holmes CC</p> <table border="1"> <thead> <tr> <th>YEAR</th> <th>GP/GS</th> <th>PPG</th> <th>APG</th> <th>SPG</th> <th>FG%</th> <th>3FG%</th> <th>FT%</th> </tr> </thead> <tbody> <tr> <td>2017-18</td> <td>27/22</td> <td>17.0</td> <td>4.0</td> <td>1.1</td> <td>.456</td> <td>.434</td> <td>.878</td> </tr> <tr> <td>Career</td> <td>63/43</td> <td>15.0</td> <td>3.0</td> <td>1.1</td> <td>.455</td> <td>.410</td> <td>.871</td> </tr> </tbody> </table>	YEAR	GP/GS	PPG	APG	SPG	FG%	3FG%	FT%	2017-18	27/22	17.0	4.0	1.1	.456	.434	.878	Career	63/43	15.0	3.0	1.1	.455	.410	.871	<ul style="list-style-type: none"> <li>• Is 26-26 at the FT line in the final minute and OT this year.</li> <li>• Is the only player school history to win 3 SEC POW honors in a season and 4 in a career.</li> <li>• First Razorback since Corliss Williamson (1993-94) to record 7 straight 20-point games in a season. Corliss had 8.</li> </ul>	<p><b>CAREER HIGHS</b></p> <p>PTS: 33 - Tennessee (12/30/17) AST: 8 - (3x), last vs. Missouri (01/13/18) STL: 4 - Fort Wayne (11/11/16) 3FGM: 6 - (2x), last vs. Oklahoma (11/23/17)</p>
YEAR	GP/GS	PPG	APG	SPG	FG%	3FG%	FT%																					
2017-18	27/22	17.0	4.0	1.1	.456	.434	.878																					
Career	63/43	15.0	3.0	1.1	.455	.410	.871																					
5		<p><b>ARLANDO COOK</b> ▪ SR ▪ F ▪ 6-8 ▪ 215 St. Louis, Mo. ▪ Connors State College</p> <table border="1"> <thead> <tr> <th>YEAR</th> <th>GP/GS</th> <th>PPG</th> <th>RPG</th> <th>BPG</th> <th>APG</th> <th>FG%</th> <th>FT%</th> </tr> </thead> <tbody> <tr> <td>2017-18</td> <td>20/2</td> <td>1.7</td> <td>1.9</td> <td>0.1</td> <td>0.4</td> <td>.395</td> <td>.500</td> </tr> <tr> <td>Career</td> <td>56/9</td> <td>2.4</td> <td>2.2</td> <td>0.3</td> <td>0.4</td> <td>.425</td> <td>.622</td> </tr> </tbody> </table>	YEAR	GP/GS	PPG	RPG	BPG	APG	FG%	FT%	2017-18	20/2	1.7	1.9	0.1	0.4	.395	.500	Career	56/9	2.4	2.2	0.3	0.4	.425	.622	<ul style="list-style-type: none"> <li>• Has 2+ rebounds in 11 of 20 games played this year.</li> <li>• Had 4 pts, 5 rebs and 2 blocks at Auburn in 10 minutes.</li> <li>• Played 15 mins vs. CSU in first game back, tallying 4 rebs.</li> <li>• Averaged 2.8 points and 2.3 rebounds per game last year.</li> <li>• Ranked the No. 6 junior college transfer in 2016 class.</li> </ul>	<p><b>CAREER HIGHS</b></p> <p>PTS: 9 - Southern Illinois (11/14/16) REB: 7 - at Texas A&amp;M (01/17/17) BLK: 3 - (5x), last vs. Sam Houston St. (12/20/16) AST: 2 - (4x), last vs. Colorado St. (12/05/17)</p>
YEAR	GP/GS	PPG	RPG	BPG	APG	FG%	FT%																					
2017-18	20/2	1.7	1.9	0.1	0.4	.395	.500																					
Career	56/9	2.4	2.2	0.3	0.4	.425	.622																					
10		<p><b>DANIEL GAFFORD</b> ▪ FR ▪ F ▪ 6-11 ▪ 234 El Dorado, Ark. ▪ El Dorado HS</p> <table border="1"> <thead> <tr> <th>YEAR</th> <th>GP/GS</th> <th>PPG</th> <th>RPG</th> <th>BPG</th> <th>APG</th> <th>FG%</th> <th>FT%</th> </tr> </thead> <tbody> <tr> <td>2017-18</td> <td>27/19</td> <td>11.7</td> <td>6.1</td> <td>2.0</td> <td>0.7</td> <td>.623</td> <td>.531</td> </tr> <tr> <td>Career</td> <td>27/19</td> <td>11.7</td> <td>6.1</td> <td>2.0</td> <td>0.7</td> <td>.623</td> <td>.531</td> </tr> </tbody> </table>	YEAR	GP/GS	PPG	RPG	BPG	APG	FG%	FT%	2017-18	27/19	11.7	6.1	2.0	0.7	.623	.531	Career	27/19	11.7	6.1	2.0	0.7	.623	.531	<ul style="list-style-type: none"> <li>• Named SEC Freshman of the Week on Dec. 11, Jan. 22 and Feb. 18.</li> <li>• Averaging 12.2 ppg and 6.1 rpg in SEC play this season.</li> <li>• Has more dunk than four SEC teams (54).</li> <li>• Had 16 points, 9 rebounds and 7 blocks against Vanderbilt.</li> <li>• Went 8-of-8 against Minnesota for 16 pts, 7 rebs and 6 blocks.</li> </ul>	<p><b>CAREER HIGHS</b></p> <p>PTS: 25 - Fresno State (11/17/17) AST: 4 - Oral Roberts (12/19/17) REB: 12 - CSU Bakersfield (12/27/17) BLK: 7 - Vanderbilt (02/10/18)</p>
YEAR	GP/GS	PPG	RPG	BPG	APG	FG%	FT%																					
2017-18	27/19	11.7	6.1	2.0	0.7	.623	.531																					
Career	27/19	11.7	6.1	2.0	0.7	.623	.531																					
13		<p><b>DUSTIN THOMAS</b> ▪ SR ▪ F ▪ 6-8 ▪ 225 Texarkana, Texas ▪ University of Colorado</p> <table border="1"> <thead> <tr> <th>YEAR</th> <th>GP/GS</th> <th>PPG</th> <th>RPG</th> <th>BPG</th> <th>SPG</th> <th>FG%</th> <th>FT%</th> </tr> </thead> <tbody> <tr> <td>2017-18</td> <td>22/13</td> <td>5.0</td> <td>4.2</td> <td>0.1</td> <td>0.8</td> <td>.494</td> <td>.667</td> </tr> <tr> <td>Career</td> <td>125/57</td> <td>4.5</td> <td>3.1</td> <td>0.2</td> <td>0.5</td> <td>.460</td> <td>.638</td> </tr> </tbody> </table>	YEAR	GP/GS	PPG	RPG	BPG	SPG	FG%	FT%	2017-18	22/13	5.0	4.2	0.1	0.8	.494	.667	Career	125/57	4.5	3.1	0.2	0.5	.460	.638	<ul style="list-style-type: none"> <li>• Finished one point shy of his first career double-double against OSU, finishing with 9 pts, 10 rebs, 3 asts and 2 steals.</li> <li>• Has 16 3-plus reb efforts in 22 games this season.</li> <li>• Averaging 4.2 rebounds per game this season.</li> <li>• Started 27 games last year as a redshirt junior.</li> </ul>	<p><b>CAREER HIGHS</b></p> <p>PTS: 17 - USC (01/04/15) REB: 10 - Oklahoma State (01/27/18) BLK: 2 - (3x), last at Texas A&amp;M (01/30/18) STL: 3 - (3x), last vs. Oklahoma State (01/27/18)</p>
YEAR	GP/GS	PPG	RPG	BPG	SPG	FG%	FT%																					
2017-18	22/13	5.0	4.2	0.1	0.8	.494	.667																					
Career	125/57	4.5	3.1	0.2	0.5	.460	.638																					
20		<p><b>DARIOUS HALL</b> ▪ FR ▪ F ▪ 6-6 ▪ 210 Little Rock, Ark. ▪ Mills University Studies HS</p> <table border="1"> <thead> <tr> <th>YEAR</th> <th>GP/GS</th> <th>PPG</th> <th>RPG</th> <th>SPG</th> <th>FG%</th> <th>3FG%</th> <th>FT%</th> </tr> </thead> <tbody> <tr> <td>2017-18</td> <td>27/5</td> <td>5.2</td> <td>3.5</td> <td>0.5</td> <td>.538</td> <td>.440</td> <td>.536</td> </tr> <tr> <td>Career</td> <td>27/5</td> <td>5.2</td> <td>3.5</td> <td>0.5</td> <td>.538</td> <td>.440</td> <td>.536</td> </tr> </tbody> </table>	YEAR	GP/GS	PPG	RPG	SPG	FG%	3FG%	FT%	2017-18	27/5	5.2	3.5	0.5	.538	.440	.536	Career	27/5	5.2	3.5	0.5	.538	.440	.536	<ul style="list-style-type: none"> <li>• Recorded his first career double-double at Ole Miss, scoring 14 points, 11 rebounds and three assists in 22 minutes.</li> <li>• Named 3X All-State and 2017 5A State Tournament MVP.</li> <li>• Ranked the No. 4 player in the state of Arkansas.</li> <li>• Earned a four-star rating by ESPN.</li> </ul>	<p><b>CAREER HIGHS</b></p> <p>PTS: 14 - (2x), last at Ole Miss (02/13/18) AST: 3 - (2x), last at Ole Miss (02/13/18) REB: 11 - Ole Miss (02/13/18) BLK: 2 - Bucknell (11/12/17)</p>
YEAR	GP/GS	PPG	RPG	SPG	FG%	3FG%	FT%																					
2017-18	27/5	5.2	3.5	0.5	.538	.440	.536																					
Career	27/5	5.2	3.5	0.5	.538	.440	.536																					
22		<p><b>GABE OSABUOHEN</b> ▪ FR ▪ F ▪ 6-8 ▪ 219 Toronto, Canada ▪ Southwest Christian Aca.</p> <table border="1"> <thead> <tr> <th>YEAR</th> <th>GP/GS</th> <th>PPG</th> <th>APG</th> <th>BPG</th> <th>SPG</th> <th>FG%</th> <th>FT%</th> </tr> </thead> <tbody> <tr> <td>2017-18</td> <td>13/0</td> <td>1.5</td> <td>0.5</td> <td>0.2</td> <td>0.2</td> <td>.474</td> <td>.200</td> </tr> <tr> <td>Career</td> <td>13/0</td> <td>1.5</td> <td>0.5</td> <td>0.2</td> <td>0.2</td> <td>.474</td> <td>.200</td> </tr> </tbody> </table>	YEAR	GP/GS	PPG	APG	BPG	SPG	FG%	FT%	2017-18	13/0	1.5	0.5	0.2	0.2	.474	.200	Career	13/0	1.5	0.5	0.2	0.2	.474	.200	<ul style="list-style-type: none"> <li>• Has taken 8 of the teams' 40 charges this season.</li> <li>• Ranked the No. 5 player in the state of Arkansas.</li> <li>• Ranked the No. 63 small forward by 247Sports.</li> <li>• Played for Team Loaded N. Carolina on the Adidas Circuit.</li> </ul>	<p><b>CAREER HIGHS</b></p> <p>PTS: 6 - Texas A&amp;M (02/17/18) AST: 2 - South Carolina (02/06/18) REB: 4 - South Carolina (02/06/18) BLK: 1 - (3x), last vs. Texas A&amp;M (02/17/18)</p>
YEAR	GP/GS	PPG	APG	BPG	SPG	FG%	FT%																					
2017-18	13/0	1.5	0.5	0.2	0.2	.474	.200																					
Career	13/0	1.5	0.5	0.2	0.2	.474	.200																					
23		<p><b>C.J. JONES</b> ▪ SO ▪ G ▪ 6-5 ▪ 175 Birmingham, Ala. ▪ Central Park Christian</p> <table border="1"> <thead> <tr> <th>YEAR</th> <th>GP/GS</th> <th>PPG</th> <th>APG</th> <th>SPG</th> <th>FG%</th> <th>3FG%</th> <th>FT%</th> </tr> </thead> <tbody> <tr> <td>2017-18</td> <td>27/0</td> <td>7.0</td> <td>0.8</td> <td>0.3</td> <td>.433</td> <td>.365</td> <td>.810</td> </tr> <tr> <td>Career</td> <td>48/0</td> <td>5.0</td> <td>0.4</td> <td>0.2</td> <td>.440</td> <td>.392</td> <td>.786</td> </tr> </tbody> </table>	YEAR	GP/GS	PPG	APG	SPG	FG%	3FG%	FT%	2017-18	27/0	7.0	0.8	0.3	.433	.365	.810	Career	48/0	5.0	0.4	0.2	.440	.392	.786	<ul style="list-style-type: none"> <li>• 141 of his 239 career points have come from deep.</li> <li>• Has nine double-figure scoring efforts through 27 games, after having totaling just two last year in 21 games.</li> <li>• Had a streak of five straight games with at least 3 made 3-pointers.</li> </ul>	<p><b>CAREER HIGHS</b></p> <p>PTS: 19 - (2x), last vs. Colorado St. (12/05/17) AST: 2 - (4x), last at Auburn (01/06/18) STL: 1 - (7x), last vs. Texas A&amp;M (02/17/18) 3FGM: 5 - (2x), last vs Oral Roberts (12/19/17)</p>
YEAR	GP/GS	PPG	APG	SPG	FG%	3FG%	FT%																					
2017-18	27/0	7.0	0.8	0.3	.433	.365	.810																					
Career	48/0	5.0	0.4	0.2	.440	.392	.786																					
31		<p><b>ANTON BEARD</b> ▪ SR ▪ G ▪ 6-0 ▪ 185 North Little Rock, Ark. ▪ North Little Rock HS</p> <table border="1"> <thead> <tr> <th>YEAR</th> <th>GP/GS</th> <th>PPG</th> <th>RPG</th> <th>SPG</th> <th>FG%</th> <th>3FG%</th> <th>FT%</th> </tr> </thead> <tbody> <tr> <td>2017-18</td> <td>27/27</td> <td>9.5</td> <td>2.5</td> <td>0.9</td> <td>.388</td> <td>.309</td> <td>.762</td> </tr> <tr> <td>Career</td> <td>121/55</td> <td>7.2</td> <td>2.2</td> <td>1.0</td> <td>.383</td> <td>.328</td> <td>.706</td> </tr> </tbody> </table>	YEAR	GP/GS	PPG	RPG	SPG	FG%	3FG%	FT%	2017-18	27/27	9.5	2.5	0.9	.388	.309	.762	Career	121/55	7.2	2.2	1.0	.383	.328	.706	<ul style="list-style-type: none"> <li>• Scored 10+ points in 15 of 27 games.</li> <li>• Has played in a team-high 121 games as a Razorback.</li> <li>• Has multiple rebs in 21 games, including 15 games of 3+.</li> <li>• Named to SEC All-Freshman team in 2014-15.</li> </ul>	<p><b>CAREER HIGHS</b></p> <p>PTS: 18 - Georgia (01/23/16) AST: 7 - LSU (01/21/17) STL: 5 - Milwaukee (12/22/14) 3FGM: 4 - Ole Miss (02/14/15)</p>
YEAR	GP/GS	PPG	RPG	SPG	FG%	3FG%	FT%																					
2017-18	27/27	9.5	2.5	0.9	.388	.309	.762																					
Career	121/55	7.2	2.2	1.0	.383	.328	.706																					
HC		 1980-82 - Student-Athlete	 1982-85 - Volunteer Assistant	 1985-89 - Volunteer Assistant 1989-00 - Assistant Coach 2000-02 - Assistant Head Coach	 2002-06 - Head Coach 89-41 (.680)	 2006-11 - Head Coach 111-57 (.660)	 2011-Present - Head Coach 147-82 (.642)																					