

# KENTUCKY

2017-18 WILDCATS

## RV/RV KENTUCKY (17-8, 6-6) at #10/11 AUBURN (22-3, 10-2)

Wednesday, Feb. 14 • 9 p.m. ET • Auburn Arena (9,121) • Auburn, Ala.

#UKvsAU • @KentuckyMBB

### Starters Last Game



3

#### Hamidou Diallo

6-5 • 198 • Guard • Freshman  
Queens, N.Y. | Putnam Science Academy

Logging 11.6 points and 4.1 rebounds a game | Scored in double figures in 14 games | Top vertical on team at 44.5 inches | SEC Freshman of the Week on Dec. 18



4

#### Nick Richards

6-11 • 240 • Forward • Freshman  
Kingston, Jamaica | The Patrick School

Breakout game with 25 points and 15 rebounds vs. Fort Wayne | Averaging 6.6 points and 5.4 rebounds | Leads the team with 1.2 blocks per game



5

#### Kevin Knox

6-9 • 215 • Forward • Freshman  
Tampa, Fla. | Tampa Catholic

Leading UK with 15.0 points per game | Naismith and USBWA National Player of the Week on Jan. 30 | Scored a career-high 34 points in road win at West Virginia



22

#### Shai Gilgeous-Alexander

6-6 • 180 • Guard • Freshman  
Hamilton, Ontario | Hamilton Heights

Poured in 30 points on 12-of-19 shooting and 5 of 5 from the line in OT win over Vandy | Scored in double figures in 17 games, including 11 of last 14 | Averages 13.1 points



25

#### PJ Washington

6-7 • 236 • Forward • Freshman  
Dallas | Findlay Prep

Scored in double figures in nine of 12 games from Dec. 9 to Jan. 23 | Career-high 22 points in win over Mississippi State | Averaging 9.8 points and 5.2 boards a game

### Need to Know

- With a win over UIC, John Calipari earned his 700th on-court win as a collegiate head coach. He is the fourth-fastest coach to 700 wins
- Calipari moved past Tubby Smith for the third-most wins in UK history with a victory at home vs. Mississippi State. He's behind only Adolph Rupp (876) and Joe B. Hall (297) for wins in school history and now has 266 wins
- This Kentucky team is considered the least experienced team in the history of Ken Pomeroy's experience rankings
- UK is the only school with six freshmen leading the team in scoring
- The Wildcats are holding opponents to just 29.1 percent from the 3-point line, the third-best mark in the country
- Since the SEC's inception in 1932-33, the Wildcats have been the most dominant team in the league, recording a 978-276 mark (.780) in regular-season conference play
- UK is in the midst of its first-ever three-game skid under John Calipari
- Kentucky is 31-18 under Calipari against top-15 AP ranked teams

### Last Time Out

- Shai Gilgeous-Alexander scored 19 points and added eight assists, but UK could not overcome a 29-7 Texas A&M spurt in the second half and fell 85-74 on the road to a resurgent Aggies' squad
- It marked the first time under John Calipari UK has lost three straight
- The 59 points Kentucky surrendered vs. Texas A&M in the second half are the most points UK has allowed in a half since Louisville scored 59 in the second half of an 89-75 victory over the Wildcats on Jan. 5, 2008
- Kevin Knox had 18 points, and UK got 13 second-half points from Hamidou Diallo in the loss
- The game featured nine lead changes and seven ties, mostly in a back-and-forth opening half
- Kentucky fell to 11-3 when leading at halftime
- It marked UK's first halftime lead since leading Mississippi State, 38-36, at the break on Jan. 23

### The Basics

**Series Breakdown**  
Overall - UK leads 92-18  
In Auburn, Ala. - UK leads 30-14  
Calipari vs. AU - 9-1  
Pearl vs. UK - 5-12



**John Calipari**

Overall Record: 711-201\*  
Record at UK: 266-61  
Overall Seasons: 26th  
At UK: Ninth

**Bruce Pearl**

Overall Record: 528-202  
Record at AU: 66-57  
Overall Seasons: 23rd  
At AU: Fourth

\*on-court record

### By the Numbers

**2,254** UK all-time wins, NCAA leader

**.869** Percentage of scoring by the Wildcats' freshmen

**19.43** Average age of UK's roster to start season

**20** Kentucky's RPI ranking, through Feb. 10

### Tale of the Tape

UK	STAT	AU
76.0	Points PG	85.5
70.5	Opp. Points PG	72.4
38.9	Rebounds PG	38.2
13.4	Assists PG	15.1
5.2	Blocks PG	5.8
5.8	Steals PG	7.4
.466	FG Pct.	.458
.333	3-Pt FG Pct.	.390
.687	FT Pct.	.777
.411	Opp. FG Pct.	.417
.291	Opp. 3-Pt FG Pct.	.346

### LEADERS

**Points Per Game**  
UK - Kevin Knox (15.0)  
AU - Bryce Brown (16.6)  
**Rebounds Per Game**  
UK - Jarred Vanderbilt (6.3)  
AU - Desean Murray (6.9)  
**Assists Per Game**  
UK - Shai Gilgeous-Alexander (4.6)  
AU - Jared Harper (6.0)  
**Steals Per Game**  
UK - Shai Gilgeous-Alexander (1.7)  
AU - Mustapha Herron (1.3)  
**Blocks Per Game**  
UK - Nick Richards (1.2)  
AU - Anfernee McLemore (2.8)  
**3-Pointers**  
UK - Kevin Knox (39)  
AU - Bryce Brown (81)  
**Field-Goal Percentage**  
UK - Nick Richards (.606)  
AU - Horace Spencer (.563)  
**Free-Throw Percentage**  
UK - Quade Green (.811)  
AU - Desean Murray (.857)  
**3-Point Field-Goal Percentage**  
UK - Quade Green (.375)  
AU - Desean Murray (.441)

### SCHEDULE

OVERALL: 17-8 | SEC: 6-6

Home: 13-2 | Away: 3-4 | Neutral: 1-2

#### October

Fri. 27 ^THOMAS MORE SEC W, 103-61  
Mon. 30 ^MOREHEAD STATE<sup>1</sup> - W, 92-67

#### November

Fri. 3 ^CENTRE COLLEGE SEC W, 106-63  
Fri. 10 UTAH VALLEY SEC W, 73-63  
Sun. 12 VERMONT ESPN W, 73-69  
Tue. 14 #4/3 Kansas<sup>2</sup> ESPN L, 65-61  
Fri. 17 ETSU<sup>3</sup> SEC W, 78-61  
Mon. 20 TROY<sup>3</sup> SEC W, 70-62  
Wed. 22 FORT WAYNE<sup>3</sup> SEC W, 86-67  
Sun. 26 UIC<sup>3</sup> SEC W, 107-73

#### December

Sat. 2 HARVARD ESPN W, 79-70  
Sat. 9 Monmouth<sup>4</sup> ESPN W, 93-76  
Sat. 16 RV/RV VIRGINIA TECH ESPN2 W, 93-86  
Sat. 23 UCLA<sup>5</sup> CBS L, 83-75  
Fri. 29 RV/RV LOUISVILLE CBS W, 90-61  
Sun. 31 GEORGIA\* ESPN W, 66-61

#### January

Wed. 3 at LSU\* SEC W, 74-71  
Sat. 6 at #23/22 Tennessee\* SEC L, 76-65  
Tue. 9 vs. RV/RV TEXASA&M\* ESPN W, 74-73  
Sat. 13 at Vanderbilt\* ESPN W, 74-67  
Tue. 16 at South Carolina\* ESPN L, 76-68  
Sat. 20 RV/RV FLORIDA\* ESPN L, 66-64  
Tue. 23 MISSISSIPPI STATE\* ESPN W, 78-65  
Sat. 27 at #7/7 West Virginia<sup>6</sup> ESPN W, 83-76  
Tue. 30 VANDERBILT\* ESPN W, 83-81<sup>OT</sup>

#### February

Sat. 3 at Missouri\* CBS L, 69-60  
Tue. 6 #15/14 TENNESSEE\* ESPN L, 61-59  
Sat. 10 at Texas A&M\* ESPN L, 85-74  
Wed. 14 at #10/11 Auburn\* ESPN2 9 p.m.  
Sat. 17 RV/RV ALABAMA\* CBS 2 p.m.  
Tue. 20 at Arkansas\* ESPN 9 p.m.  
Sat. 24 MISSOURI\* ESPN2/8:15 p.m.  
Wed. 28 OLE MISS\* ESPN2 7 p.m.

#### March

Sat. 3 at Florida\* CBS Noon  
7-11<sup>7</sup> SEC Tournament SEC/ESPN TBA

All times Eastern | \*SEC conference game | HOME GAMES IN CAPS  
<sup>1</sup>Exhibition | <sup>2</sup>Kentucky Cares Classic (Rupp Arena | Lexington, Ky.) |  
<sup>3</sup>Champions Classic (United Center | Chicago) | <sup>4</sup>Adolph Rupp Classic (Rupp Arena | Lexington, Ky.) | <sup>5</sup>Citi Hoops Classic (Madison Square Garden | New York) | <sup>6</sup>CBS Sports Classic (Smoothie King Arena | New Orleans) | <sup>7</sup>SEC/Big 12 Challenge (WVU Coliseum | Morgantown, W.Va.) | <sup>8</sup>SEC Tournament (Scotttrade Center | St. Louis)

### Broadcast Information

**TV** **UK SPORTS NETWORK**   
Adam Amin, play-by-play  
Dan Dakich, analyst  
PJ Carlesimo, analyst  
Laura Rutledge, sideline  
Tom Leach, play-by-play  
Mike Pratt, analyst

**SATELLITE RADIO**

Sirius channel 138 | XM channel 190 | Internet channel N/A



# TV CHART



**0 GUARD**  
**Quade Green**  
 6-0 | 180 | Freshman  
 Philadelphia | Neumann-Goretti  
 @Q\_Green1  
 @q\_boogi



**1 FORWARD**  
**Sacha Killeya-Jones**  
 6-10 | 221 | Sophomore  
 Chapel Hill, N.C. | Virginia Episcopal  
 @SKJ  
 @the\_skj



**2 FORWARD**  
**Jarred Vanderbilt**  
 6-9 | 214 | Freshman  
 Houston | Victory Prep  
 @JVando  
 @jvando\_



**3 GUARD**  
**Hamidou Diallo**  
 6-5 | 198 | RS-Freshman  
 Queens, N.Y. | Putnam Science Acad.  
 @hamidoudiallo  
 @hami.diallo



**4 FORWARD**  
**Nick Richards**  
 6-11 | 240 | Freshman  
 Kingston, Jamaica | The Patrick School  
 @iamnickrichards  
 @nickrichards\_




**5 FORWARD**  
**Kevin Knox**  
 6-9 | 215 | Freshman  
 Tampa, Fla. | Tampa Catholic  
 @KevKnox  
 @kknox\_23



**10 GUARD**  
**Jonny David**  
 6-2 | 183 | Junior  
 Pittsburgh | Mt. Lebanon  
 @JonnyDavid  
 @jdavid010



**12 GUARD**  
**Brad Calipari**  
 6-0 | 176 | Sophomore  
 Franklin Lakes, N.J. | MacDuffie School  
 @bradcalipari  
 @brad.calipari



**13 GUARD**  
**Jemarl Baker**  
 6-4 | 182 | Freshman  
 Menifee, Calif. | Eleanor Roosevelt  
 @jemarlbakerjr  
 @\_jeyb3



**14 FORWARD**  
**Tai Wynyard**  
 6-10 | 250 | RS-Sophomore  
 Auckland, New Zealand | Rangitoto College  
 @taiwynyard  
 @taiwynyard



**22 GUARD**  
**Shai Gilgeous-Alexander**  
 6-6 | 180 | Freshman  
 Hamilton, Canada | Hamilton Heights  
 @shaigalex  
 @sav\_shai2



**25 FORWARD**  
**PJ Washington**  
 6-7 | 236 | Freshman  
 Dallas | Findlay Prep  
 @PJWashington  
 @pj\_washington



**30 GUARD**  
**Dillon Pulliam**  
 6-3 | 195 | RS-Junior  
 Cynthia, Ky. | Transylvania Univ.  
 @dillonpulliam30  
 @dillon\_pulliam



**32 FORWARD**  
**Wenyen Gabriel**  
 6-9 | 205 | Sophomore  
 Manchester, N.H. | Wilbraham & Monson Acad.  
 @WenyenGabriel  
 @wenyengabriel




**JOHN CALIPARI**  
**Head Coach**  
 Ninth season at UK  
 @UKCoachCalipari  
 @UKCoachCalipari



**KENNY PAYNE**  
**Assoc. Head Coach**  
 Eighth season at UK  
 Fourth season as associate HC



**TONY BARBEE**  
**Assistant Coach**  
 Fourth season at UK  
 Third season as assistant



**JOEL JUSTUS**  
**Assistant Coach**  
 Fourth season at UK  
 Second season as assistant



**JOHN ROBIC**  
**Special Assistant**  
 Ninth season at UK  
 Second season as special asst.

## Roster

ALPHABETICAL						
NO.	NAME	POS.	Ht.	Wt.	CL.	HOMETOWN (PREVIOUS SCHOOL)
13	Jemarl Baker	G	6-4	182	Fr.	Menifee, Calif. (Eleanor Roosevelt)
12	Brad Calipari	G	6-0	176	So.	Franklin Lakes, N.J. (MacDuffie School)
10	Jonny David	G	6-2	183	Jr.	Pittsburgh (Mt. Lebanon)
3	Hamidou Diallo	G	6-5	198	RS Fr.	Queens, N.Y. (Putnam Science Academy)
32	Wenyen Gabriel	F	6-9	205	So.	Manchester, N.H. (Wilbraham & Monson Academy)
22	Shai Gilgeous-Alexander	G	6-6	180	Fr.	Hamilton, Canada (Hamilton Heights)
0	Quade Green	G	6-0	180	Fr.	Philadelphia (Neumann-Goretti)
1	Sacha Killeya-Jones	F	6-10	221	So.	Chapel Hill, N.C. (Virginia Episcopal)
5	Kevin Knox	F	6-9	215	Fr.	Tampa, Fla. (Tampa Catholic)
30	Dillon Pulliam	G	6-3	195	RS Jr.	Cynthia, Ky. (Transylvania University)
4	Nick Richards	F	6-11	240	Fr.	Kingston, Jamaica (The Patrick School)
2	Jarred Vanderbilt	F	6-9	214	Fr.	Houston (Victory Prep Academy)
25	PJ Washington	F	6-7	236	Fr.	Dallas (Findlay Prep)
14	Tai Wynyard	F	6-10	250	RS So.	Auckland, New Zealand (Rangitoto College)

**Head Coach:** John Calipari (Clarion, 1982)  
**Associate Head Coach:** Kenny Payne (Louisville, 2003)  
**Assistant Coaches:** Tony Barbee (UMass, 1993)  
 Joel Justus (UNC Wilmington, 2004)  
**Special Asst. to the Head Coach:** John Robic (Denison, 1986)

**Assoc. AD/Basketball Operations:** Chris Woolard (UCLA, 1997)  
**Director of Basketball Admin.:** Will Barton (Kentucky, 2013)  
**Strength Coach:** Robert Harris (Kentucky State, 2009)  
**Athletic Trainer:** Chris Simmons (Memphis, 2002)  
**Equipment Manager:** Mark Evans (Kentucky, 2013)

### Pronunciation Guide

**JEMARL Baker** (Jamal)

**HAMIDOU DIALLO** (HA-muh-dew) (dee-AH-low)

**Brad/John CALIPARI** (cal-uh-PEAR-ee)

**WENYEN Gabriel** (WHEN-yen)

**SHAI GILGEOUS-Alexander** (shay) (GILL-juss)

**QUADE Green** (KWAH-day)

**SACHA KILLEYA-Jones** (SAH-shuh) (kuh-LEE-uh)

**TAI WYNYARD** (tie) (WIN-yard)





# POLLS, STATS, MEDIA INFO

## Weekly Media Schedule

all times ET

14 Wed	15 Thurs	16 Fri	17 Sat	18 Sun	19 Mon	20 Tues
at Auburn 9 p.m.   ESPN2	Practice: 2:30 p.m.	Media opportunity: 1:45 p.m.  Practice: 2:30 p.m.	Alabama 2 p.m.   CBS	Practice: 5 p.m.	Media opportunity: 1:45 p.m.  Practice: 2:30 p.m.	at Arkansas 9 p.m.   ESPN
					Travel day	

### UK Media Relations Staff



#### Eric Lindsey

Associate Media Relations Director  
Cell - 859.619.0944  
Email - eric.lindsey@uky.edu



#### Deb Moore

Associate Media Relations Director  
Cell - 859.559.5781  
Email - deb.moore@uky.edu



#### Jake Most

Assistant Media Relations Director  
Cell - 516.996.3229  
Email - jake.most@uky.edu

### Media Information

#### CREDENTIAL REQUESTS

Requests for single-game credentials should be made as far in advance as possible and no later than five days prior to game day online at sportssystem.com/Kentucky.

#### CREDENTIAL CRITERIA

The University of Kentucky's decision to issue credentials to a media outlet for the purposes of covering a UK basketball home or away event is determined by a variety of factors. They include the following:

- Amount of coverage given to Kentucky throughout the season
- Intention/ability to cover all 22 sports at Kentucky
- Distribution/size of publication: free, subscription, sale on newsstands, website traffic, etc.
- Radio or TV station program format and size of audience
- Length of existence of the publication, amount of original copy generated, number of full-time employees of the publication and the journalistic experience of the reporter(s)
- Attendance at Kentucky media sessions, including Olympic sport opportunities
- Space availability
- Professionalism, which includes but is not limited to conduct at games, press conferences, practices, on social media, etc.

The University of Kentucky has the right to revoke credentials under its own discretion.

#### GENERAL INTERVIEW POLICIES

All interviews with University of Kentucky basketball players or staff members must be arranged through the Media Relations office. Media should never contact a player or coach directly.

The Wildcat Coal Lodge, dormitories, team locker rooms and other team quarters are private team areas. Media members are not permitted in these areas unless accompanied by appropriate university personnel.

#### PRACTICE/PRESS CONFERENCES

Other than announced exceptions, UK basketball practices are closed to the media. UK will accept requests to attend practice. All requests must be made by 10 a.m. on the day of the practice. In cases in which practices are open to the media, no cell phones are allowed in the practice facility.

Player interviews are conducted prior to practices the day before a game and will be available to all UK media in the Memorial Coliseum media room. UK will accept requests for player interviews, but they must be submitted 24 hours prior to the scheduled availability.

Coach John Calipari or an assistant coach will meet with members of the media immediately following player interviews in the Memorial Coliseum media room.

Gameday shoot-arounds are closed to the media.

#### TELEPHONE PLAYER INTERVIEWS

Telephone interviews are available to the media on a call-back basis. Individual player and coach telephone numbers will not be given to members of the media.

Players are instructed not to conduct interviews when contacted directly by telephone. The UK Media Relations office will arrange for telephone interviews at a time most convenient for the student-athlete.

Other special requests are handled on a case-by-case basis.

#### POSTGAME INTERVIEWS

Following each game, there is a 20-minute cooling-off period, during which time the players shower and dress. Approximately 10 minutes after the game ends, Coach Calipari conducts his postgame press conference while a player is taken to the UK Sports Network.

Following Coach Calipari's press conference and the cooling-off period, selected UK players are brought to the media interview room.

### The Polls

#### Associated Press Top 25 Feb. 12

1. Virginia (30)
2. Michigan State (21)
3. Villanova (9)
4. Xavier (5)
5. Cincinnati
6. Purdue
7. Texas Tech
8. Ohio State
9. Gonzaga
10. Auburn
11. Clemson
12. Duke
13. Kansas
14. North Carolina
15. Saint Mary's
16. Rhode Island
17. Arizona
18. Tennessee
19. Wichita State
20. West Virginia
21. Texas A&M
22. Michigan
23. Oklahoma
24. Nevada
25. Arizona State

**Receiving Votes:** New Mexico State, Florida, Creighton, Butler, Virginia Tech, Middle Tennessee, Alabama, Houston, Nebraska, Missouri, Miami (Fla.), Kentucky, East Tennessee State, Oklahoma State, St. Bonaventure, Louisville, Florida State, Vermont

#### USA Today Coaches Poll Feb. 12

1. Michigan State (17)
2. Villanova (80)
3. Virginia (5)
4. Xavier (1)
5. Cincinnati (1)
6. Texas Tech
7. Purdue
8. Gonzaga
9. Ohio State
10. Duke
11. Auburn
12. Clemson
13. Kansas
14. Rhode Island
15. Saint Mary's
16. North Carolina
17. Tennessee
18. Wichita State
19. Arizona
20. West Virginia
21. Michigan
22. Arizona State
23. Oklahoma
24. Nevada
25. Creighton

**Receiving Votes:** Florida, Texas A&M, Middle Tennessee, New Mexico State, Houston, Miami (Fla.), Butler, Nebraska, Virginia Tech, Alabama, UCLA, Loyola-Chicago, Louisville, Kentucky, Seton Hall, TCU, East Tennessee State

#### Kentucky Week by Week

Preseason	5/4
Nov. 13	7/4
Nov. 20	8/8
Nov. 27	7/7
Dec. 4	8/7
Dec. 11	8/5
Dec. 18	7/6
Dec. 25	16/15
Jan. 1	17/14

Jan. 8	21/20
Jan. 15	18/16
Jan. 22	RV/RV
Jan. 29	21/22
Feb. 5	24/24
Feb. 12	RV/RV
Feb. 19	
Feb. 26	
March 5	
March 12	
Postseason	

### SEC Standings (Through Feb. 10)

Team	SEC Record	Overall Record	Games Back
Auburn	10-2 (.833)	22-3 (.880)	0.0
Florida	8-4 (.667)	17-8 (.680)	2.0
Tennessee	8-4 (.667)	18-6 (.750)	2.0
Alabama	7-5 (.583)	16-9 (.640)	3.0
Missouri	7-5 (.583)	17-8 (.680)	3.0
Arkansas	6-6 (.500)	17-8 (.680)	4.0
<b>Kentucky</b>	<b>6-6 (.500)</b>	<b>17-8 (.680)</b>	<b>4.0</b>
Mississippi State	6-6 (.500)	18-7 (.720)	4.0
Texas A&M	6-6 (.500)	17-8 (.680)	4.0
LSU	5-7 (.417)	14-10 (.583)	5.0
Georgia	4-8 (.333)	13-11 (.542)	6.0
Ole Miss	4-8 (.333)	11-14 (.440)	6.0
South Carolina	4-8 (.333)	13-12 (.520)	6.0
Vanderbilt	3-9 (.250)	9-16 (.360)	7.0

### UK in the Rankings

#### Team Rankings (Through Feb. 10)

Category	Stat	SEC (NCAA)
Scoring	76.0	6th (116th)
Scoring Defense	70.5	9th (133rd)
Scoring Margin	+5.5	8th (102nd)
Free Throw %	.687	10th (265th)
Field Goal %	.466	3rd (82nd)
Field Goal % Def.	.411	6th (44th)
3-Point FG %	.333	8th (260th)
3-Point FG % Def.	.291	1st (3rd)
Rebounding Off.	38.9	2nd (37th)
Rebounding Def.	34.2	7th (N/A)
Rebounding Margin	+4.8	4th (50th)
Blocks Per Game	5.2	5th (24th)
Assists Per Game	13.4	8th (198th)
Steals Per Game	5.9	9th (231st)
Turnover Margin	-1.4	10th (276th)
Assist/TO Ratio	1.0	11th (229th)
Off. Rebs. Per Game	12.2	3rd (42nd)
Def. Rebs. Per Game	26.7	4th (82nd)
Def. Rebound %	.694	10th (N/A)
Off. Rebound %	.353	1st (N/A)
3-Point FG Per Game	4.9	14th (344th)

### Individual Rankings

Category/Player	Stat	SEC (NCAA)
Assists/Gilgeous-Alexander	4.6	4th (101st)
FG. Pct./Knox	.450	10th
Minutes/Knox	32.8	5th
Minutes/Gilgeous-Alexander	32.0	7th
Points/Knox	15.0	11th
Steals/Gilgeous-Alexander	1.7	3rd (82nd)

### Upcoming in the SEC

#### Feb. 14-21

Contest	Time	TV Network
<b>Wednesday, Feb. 14</b>		
Mississippi State at Vanderbilt	7 p.m.	SEC Network
<b>Kentucky at Auburn</b>	<b>9 p.m.</b>	<b>ESPN2</b>
Georgia at Florida	9 p.m.	SEC Network
<b>Saturday, Feb. 17</b>		
Missouri at LSU	2 p.m.	
<b>Alabama at Kentucky</b>	<b>2 p.m.</b>	<b>CBS</b>
Auburn at South Carolina	3:30 p.m.	SEC Network
Texas A&M at Arkansas	4 p.m.	ESPN/2
Florida at Vanderbilt	4 p.m.	ESPN/2
Tennessee at Georgia	6 p.m.	SEC Network
Ole Miss at Mississippi State	8:30 p.m.	SEC Network
<b>Tuesday, Feb. 20</b>		
Mississippi State at Texas A&M	7 p.m.	SEC Network
Ole Miss at Missouri	9 p.m.	ESPN2
<b>Kentucky at Arkansas</b>	<b>9 p.m.</b>	<b>ESPN</b>
Vanderbilt at LSU	9 p.m.	SEC Network
<b>Wednesday, Feb. 21</b>		
Georgia at South Carolina	6:30 p.m.	SEC Network
Alabama at Auburn	8:30 p.m.	SEC Network
Florida at Tennessee	9 p.m.	ESPN2

All times Eastern



# NOTES

## Honoring the Cats

### Hamidou Diallo

- SEC Freshman of the Week (Dec. 18)
- John R. Wooden Award Preseason Top 50
- Naismith Trophy Preseason Watch List
- Oscar Robertson Trophy Preseason Watch List
- Preseason All-SEC First Team (Media)
- Preseason All-SEC Second Team (Coaches)
- Jerry West Award Preseason Watch List
- Blue Ribbon College Basketball Yearbook Preseason All-American Fourth Team

### Shai Gilgeous-Alexander

- SEC Freshman of the Week (Jan. 15)
- Bluegrass Sports Commission MVP of Kentucky-Louisville game
- NetScouts International Player of the Week on Jan. 2

### Kevin Knox

- Julius Erving Award Midseason Final 10
- USBWA Oscar Robertson National Player of the Week (Jan. 30)
- USBWA Wayman Tisdale National Freshman of the Week (Jan. 30)
- Citizen Naismith Player of the Week (Jan. 30)
- SEC Freshman of the Week (Jan. 29)
- Lute Olson Award Midseason Watch List
- John R. Wooden Award Preseason Top 50
- Naismith Trophy Preseason Watch List
- Oscar Robertson Trophy Preseason Watch List
- Preseason All-SEC First Team (Coaches)
- Preseason All-SEC Second Team (Media)
- Julius Erving Award Preseason Watch List

### Nick Richards

- Kareem Abdul-Jabbar Award Preseason Watch List

### PJ Washington

- Karl Malone Award Preseason Watch List

## Tracking the Cats

### Charges Drawn

- Shai Gilgeous-Alexander - 1
- Wenyen Gabriel - 1
- Quade Green - 1
- Nick Richards - 1

### First Sub

- Wenyen Gabriel - 15
- Sacha Killeya-Jones - 11
- Shai Gilgeous-Alexander - 7
- Quade Green - 7
- Jarred Vanderbilt - 4
- Tai Wynyard - 1

### Shot-Clock Violations

- Forced by Kentucky - 16
- Forced by Opponent - 6

### Traditional 3-Point Plays

- Kevin Knox - 9
- Hamidou Diallo - 8
- Shai Gilgeous-Alexander - 6
- PJ Washington - 5
- Wenyen Gabriel - 2
- Nick Richards - 2
- Sacha Killeya-Jones - 1

## Clutch Free Throws

Free-throw totals during a single-digit game with 5:00 to play or OT:

Player	FTs (Pct.)
Sacha Killeya-Jones	2-2 (1.000)
Quade Green	11-12 (.917)
Shai Gilgeous-Alexander	17-21 (.810)
Kevin Knox	17-22 (.773)
PJ Washington	15-28 (.536)
Wenyen Gabriel	4-8 (.500)
Hamidou Diallo	3-11 (.273)
<b>Kentucky</b>	<b>69-104 (.663)</b>

## Wildcats Fall at Resurgent Texas A&M

Shai Gilgeous-Alexander scored 19 points, including 13 in the second half, but No. 24/24 Kentucky lost at Texas A&M 85-74 on Saturday night in SEC action. It marked the first three-game losing streak of the John Calipari era at Kentucky.

Gilgeous-Alexander hit 9 of 12 from the floor and added eight assists and three rebounds in the game. Kentucky (17-8, 6-6 SEC) got 18 points from Kevin Knox and 13 from Hamidou Diallo. Jarred Vanderbilt had seven points and seven rebounds before fouling out.

The Wildcats hit 30 of 66 (45.5 percent) from the floor in the game, including six of 15 (40 percent) from behind the arc. A&M was 31 of 66 (47 percent) from the floor, including nine of 23 (39.1 percent) from 3-point range. Kentucky outrebounded the bigger Aggies 43-40 and scored 17 points off of nine A&M turnovers.

Kentucky had an 8-5 lead early in the game behind six quick points from Knox, but the Wildcats went cold. UK missed its next nine shots over a 5:11 scoring drought, allowing A&M to go on a 7-0 run to take a 12-8 advantage with 12:27 left in the half. From there, the game would be tied four times and there would be five lead changes before halftime. The final lead change of the first 20 minutes came when Gilgeous-Alexander hit a jumper to give the Cats a 27-26 lead with 56 seconds left in the half. The first half would end on a Quade Green 3-pointer, and Kentucky held a 30-26 lead at the break.

The second half was a much different story. The game was tied 32-32 when the Aggies went on an 11-0 run to break it open. The run didn't stop there, as A&M would make it a 29-7 stretch to lead 61-39 with 10:23 left in the contest.

Kentucky would trail 75-52 with 5:56 left in the game, but the Wildcats did not go away, chipping away at the lead for the rest of the game. The Cats went on a 19-4 run to cut the lead to single digits, 79-71, with 56 seconds left. But Kentucky would get no closer.

### NOTABLES:

- The 59 points Kentucky surrendered in the second half are the most points UK has allowed in a half since Louisville scored 59 in the second half of an 89-75 victory over the Wildcats on Jan. 5, 2008
- Knox scored in double figures for the eighth time in an opening half this season
- UK fell to 11-3 this season when leading at the break
- Gilgeous-Alexander has dished out six or more assists in 10 games this season and five times over the last seven games
- Diallo scored all 13 of his points in the second half. It was his 14th double-figure scoring game of the season

## Bounce Back

The Wildcats don't lose very often during the John Calipari era, but when they do, they almost always bounce back. UK is 42-11 under Calipari following a loss.

The Wildcats have only lost back-to-back games 11 times during the Calipari era. Their current three-game losing streak is a first under Calipari. Previously, the last time UK lost three games in a row was in February 2009, when the Wildcats dropped four straight games to end the regular season.

## Historically Young

It seems like with every John Calipari team youth is the story, but this year's team is on a whole new level.

Zero seniors. Eight freshmen. Nearly 93 percent of last season's scoring and almost 77 percent of the rebounding gone. And the leading returner, Wenyen Gabriel, averaged just 4.6 points and 4.8 rebounds a year ago.

The Wildcats began the season with 0.18 years of experience in the KenPom.com experience rankings. Not only is that the least experience of any team this season, it's the most inexperienced team since KenPom.com began tracking its experience rankings in 2006-07. As the season has progressed, UK now has 0.19 years of experience, through games on Feb. 3.

For another perspective, only Mississippi Valley State (386) and Pittsburgh (648) return fewer minutes from last season than the Wildcats (890), according to a survey sent to all Division I men's basketball schools.

Even for a Calipari-coached team, this team is extremely young. Entering the 2017-18 season, the average age of the Wildcats' roster is just 19.43 years old. In an updated survey, no other team is younger than the Cats after Chattanooga added a player to its roster at the semester.

Although all of Calipari's teams have been young, they've all had some sort of veteran presence. The 2010 team with John Wall and DeMarcus Cousins had Patrick Patterson. The 2012 national title squad featured Darius Miller. The unforgettable 2015 team that flirted with an undefeated season had Willie Cauley-Stein and Alex Poythress.

In another survey, Kentucky's lineup features more underclassmen without a senior on the roster than any other school in the country. The Wildcats are one of just a handful of schools without any seniors on the roster and are tied for the fewest amount of upperclassmen (juniors and seniors) with just two. It's worth noting that those upperclassmen are walk-ons.

## Freshman Production Better Than Ever

Coach John Calipari's youngest team during his tenure and the youngest among all of college basketball this season is quickly growing up and contributing at an unprecedented rate.

With no other choice than to produce after mass losses from the 2016-17 team, this group of freshmen is being relied upon more than any other freshman class under Calipari. The freshmen are producing 80.4 percent of the minutes, 86.9 percent of the scoring load and 70.7 percent of the rebounding numbers.

The Wildcats' top six scorers are all freshmen and six of the top eight rebounders are first-year players. UK is the only school in the country with six freshmen leading the team in scoring.

Outside of blocks and steals per game, this version of the young Cats leads in every other category in average production from the freshmen. The three teams that are better in blocks per game featured two of the best shot blockers in school history in Anthony Davis and Nerlens Noel. The other squad? The 2010 team featuring John Wall, DeMarcus Cousins and Eric Bledsoe.

Here's a look at UK's freshman production vs. other freshman classes under Calipari:

Year	PPG	RPG	APG	SPG	BPG	Year	PPG	RPG	APG	SPG	BPG
2017-18	66.1	27.5	12.4	4.6	3.4	2012-13	40.3	22.9	5.3	3.6	5.9
2016-17	54.5	20.0	8.2	3.3	3.4	2011-12	41.3	22.2	8.3	3.4	6.3
2015-16	38.6	16.5	5.9	2.7	2.7	2010-11	45.6	15.1	7.4	2.4	2.3
2014-15	33.4	15.2	6.6	2.3	2.8	2009-10	46.3	20.7	10.7	4.7	3.9
2013-14	61.5	26.4	9.6	3.2	2.5						

## Cats' NCAA Tournament Resume Strong

The two major polls -- the Associated Press Top 25 and the USA Today Coaches Poll -- are what most people look to when evaluating the quality of a team, but in reality the polls have no bearing on where a team ends up on Selection Sunday.

The true measure that most should be looking at when trying to predict where Kentucky could be seeded in the NCAA Tournament is the RPI. The RPI (the ratings percentage index) is a quantity used to rank a team based upon a team's wins and losses and its strength of schedule. Although it's one of several measures the NCAA selection committee will use on Selection Sunday, it's an important metric -- and one the Wildcats stack up favorably in this season.

Through games on Feb. 10, Kentucky was ranked No. 20 in the NCAA's official RPI. The Wildcats have played the sixth-toughest schedule in the country, according to the RPI, and stack up favorably with a combined 9-8 record vs. teams in quadrants one and two, key indicators of how the selection committee values wins. UK is a perfect 8-0 vs. quadrants three and four.

Kentucky has a tough final stretch where it can continue to build upon its résumé. UK's final three weeks of the season features games against the following teams:





## 2017-18 Lead-Deficit Comparison

Opponent	Biggest Lead	Biggest Deficit	Biggest Run	Changes	Ties	Led	Trailed	Result
UTAH VALLEY	14 (2nd)	12 (2nd)	18-0	4	5	20:04	17:08	W, 73-63
VERMONT	14 (2nd)	2 (1st)	10-0	5	2	37:03	1:06	W, 73-69
vs. Kansas	2 (2nd)	11 (1st)	6-0	12	10	4:10	31:00	L, 65-61
ETSU	22 (2nd)	10 (1st)	16-0	3	0	25:10	14:26	W, 78-61
TROY	21 (2nd)	None	8-0	0	2	39:14	0:00	W, 70-62
FORT WAYNE	30 (2nd)	4 (1st)	15-0	8	2	33:16	4:14	W, 86-67
UIC	38 (2nd)	1 (1st)	10-0	2	0	39:30	0:20	W, 107-73
HARVARD	20 (2nd)	None	13-0	0	2	38:59	0:00	W, 79-70
vs. Monmouth	29 (2nd)	1 (1st)	13-0	2	0	39:28	0:18	W, 93-76
VIRGINIA TECH	8 (2nd)	8 (1st)	10-0	11	8	19:43	15:32	W, 93-86
vs. UCLA	8 (1st)	12 (2nd)	13-0	8	3	8:41	28:23	L, 83-75
LOUISVILLE	32 (2nd)	6 (1st)	12-0	4	4	30:44	6:18	W, 90-61
GEORGIA	7 (2nd)	8 (2nd)	8-0	5	4	6:48	28:08	W, 66-61
at LSU	7 (1st)	7 (2nd)	9-0	12	5	25:18	12:04	W, 74-71
at Tennessee	9 (1st)	11 (2nd)	8-0	5	7	19:17	13:58	L, 76-65
TEXAS A&M	6 (1st)	6 (2nd)	7-0	12	14	12:57	21:16	W, 74-73
at Vanderbilt	9 (1st)	4 (1st)	11-0	3	3	32:43	2:17	W, 74-67
at South Carolina	14 (2nd)	9 (1st)	12-0	4	7	19:34	16:14	L, 76-68
FLORIDA	8 (1st)	8 (2nd)	7-0	4	12	14:05	20:42	L, 66-64
MISSISSIPPI STATE	13 (2nd)	6 (1st)	7-0	8	10	24:36	10:29	W, 78-65
at West Virginia	7 (2nd)	17 (2nd)	11-0	6	5	8:16	28:08	W, 83-76
VANDERBILT	5 (1st)	14 (2nd)	7-0	7	5	12:47	30:12	W, 83-81 <sup>OT</sup>
at Missouri	3 (1st)	14 (2nd)	6-0	5	4	5:01	33:27	L, 69-60
TENNESSEE	3 (1st)	4 (2nd)	7-0	17	13	13:06	16:04	L, 61-59
at Texas A&M	4 (1st)	23 (2nd)	8-0	9	7	8:02	26:30	L, 85-74
at Auburn								
ALABAMA								
at Arkansas								
MISSOURI								
OLE MISS								
at Florida								
<b>BIGGEST/MOST</b>	<b>38</b>	<b>23</b>	<b>18-0</b>	<b>17</b>	<b>14</b>	<b>39:30</b>	<b>33:27</b>	
<b>TOTALS</b>						<b>538:32</b>	<b>323:14</b>	

Team	AP Top 25	RPI	KenPom
Auburn (road)	10	8	9
Alabama (home)	RV	33	43
Arkansas (road)	NR	36	45
Missouri (home)	RV	22	38
Ole Miss (home)	NR	103	88
Florida (road)	RV	47	26

### Comeback Cats

Kentucky has come back from double-digit deficits in each of its last two wins. It's the first time that's happened since the Wildcats rallied from three straight double-figure holes vs. Florida, Vanderbilt and Texas A&M to end the 2016-17 regular season.

Both comeback victories were impressive in their own right. The last one, vs. Vanderbilt, saw the Wildcats rally back, fall behind again, get behind by five points with 40 seconds, and pull off a stunning late charge to force overtime and eventually win it.

The victory vs. West Virginia was impressive considering the circumstances. UK trailed by as many as 17 in the second half in one of the most hostile environments in college basketball. All the Wildcats did after intermission was outscore West Virginia 50-28 in the second half en route to one of the biggest comebacks in program history.

- It was the first 17-point or more deficit UK overcame since trailing by 19 vs. Vanderbilt on Feb. 28, 2017
- It was the largest deficit overcome of a top-10 opponent since trailing No. 3 Duke by 18 points on March 22, 1998, vs. Duke in the NCAA Tournament South Regional finals
- Kentucky's comeback from a 15-point halftime deficit was the third-largest halftime comeback in school history. UK rallied from a 16-point halftime deficit at LSU on Feb. 15, 1994, for a 99-95 victory in what's known as the Mardi Gras Miracle. The Wildcats also rallied from a 16-point halftime deficit at No. 13 Louisville on Dec. 18, 2004
- The five biggest halftime comebacks in school history have all been on the road

### Next Man Up

Even with the return of Jarred Vanderbilt, the Wildcats have dealt with a season's worth of injuries and are still banged up.

Quade Green missed three games (Vanderbilt, Texas A&M and South Carolina) with a back strain and returned for 17 minutes against Florida. Tai Wynyard hasn't played since Dec. 31 because of a back injury and was expected to miss the rest of the season due to the injury. He was also suspended from team activities recently due to a violation of team rules until further notice.

Jemarl Baker underwent left knee surgery on Oct. 27 and was expected to miss three months from the time of his surgery. He has started to work out recently.

### The Cal-Zone

John Calipari isn't shy in voicing his aversion to zone defenses. The way he explains it, it doesn't hold players personally accountable like man-to-man defense does and it isn't the defense his players will have to play if they are fortunate enough to make it to the NBA.

But, as Calipari has conceded at times this season, he also has a responsibility to win, and the best way to do that with this team given its length may just be to use a zone from time to time.

According to Synergy Sports, UK has played zone defense on 19.2 percent of its defensive possessions this season, by far the most of the Calipari era at Kentucky. The 2013-14 team played zone 5.3 percent of the time, but no other Calipari team featured it more than 3.4 percent of the time.

Calipari is still primarily a man-to-man defensive coach and had gone away from the zone in UK's previous four games, before returning to it for stretches at Texas A&M. The Wildcats were playing zone a season-high 21.7 percent of the time prior to West Virginia, but the success of the zone has given the Wildcats a change-of-pace defense it can go to at times.

"The issue becomes I have a responsibility to teach these kids how to play pick-and-roll defense, how to stay in front of people, man-to-man," Calipari said after the Utah Valley game. "I mean, from here on there is no more zone. I mean, they're going to have to learn. But I also have a responsibility to win, so I'll play as much as I have to, to win a game. ... Whatever this team needs, I'm going to have to do."

### Tall Order Facing These Cats

John Calipari has said before that you can teach shooting, defense and effort, among other things, but you can't teach height and you can't teach length. This group of Wildcats has both.

The average wingspan of this Kentucky team is just over 6-foot-9. Take out walk-ons Jonny David and Dillon Pulliam and the average wingspan of the scholarship players increases to more than 6-10.

Seven players on the roster have a wingspan of 7 feet or more, making this is a potentially devastating shot-blocking team.

Just in terms of pure height, the Wildcats average better than 6-6 in height. According to kenpom.com, UK's average playing height of 79.0 inches is the fourth tallest in the country. Syracuse, San Jose State, and Duke are the only teams taller than the Cats. The Orange lead the country at 80.0.



# NOTES

## CATS IN THE NBA

At the beginning of the 2017-18 season, 27 former Wildcats were on an opening-day roster, more than any other school in the country. The following listing is as of Feb. 10.

Name	Team
Bam Adebayo	Miami Heat
Eric Bledsoe	Milwaukee Bucks
Devin Booker	Phoenix Suns
Willie Cauley-Stein	Sacramento Kings
DeMarcus Cousins	New Orleans Pelicans
Anthony Davis	New Orleans Pelicans
De'Aaron Fox	Sacramento Kings
Andrew Harrison	Memphis Grizzlies
Dakari Johnson	Oklahoma City Thunder
Enes Kanter	New York Knicks
Michael Kidd-Gilchrist	Charlotte Hornets
Brandon Knight	Phoenix Suns
Skal Labissiere	Sacramento Kings
DeAndre Liggins	New Orleans Pelicans
Trey Lyles	Denver Nuggets
Jodie Meeks	Washington Wizards
Darius Miller	New Orleans Pelicans
Malik Monk	Charlotte Hornets
Jamal Murray	Denver Nuggets
Nerlens Noel	Dallas Mavericks
Patrick Patterson	Oklahoma City Thunder
Alex Poythress	Indiana Pacers
Julius Randle	Los Angeles Lakers
Rajon Rondo	Sacramento Kings
Karl-Anthony Towns	Minnesota Timberwolves
Tyler Ulis	Phoenix Suns
John Wall	Washington Wizards
James Young	Philadelphia 76ers

Several former Wildcats are among the NBA league leaders in the major statistical categories. Stats are through Feb. 10. Former UK players are in **BOLD**.

### Points Per Game

1. James Harden (Rockets) - 31.4
- 3. Anthony Davis (Pelicans) - 26.9**
- 9. DeMarcus Cousins (Pelicans) - 25.2**
- 12. Devin Booker (Suns) - 24.1**

### Rebounds Per Game

1. Andre Drummond (Pistons) 15.6
- 3. DeMarcus Cousins (Pelicans) - 12.9**
- 5. Karl-Anthony Towns (Timberwolves) - 12.1**
- 8. Anthony Davis (Pelicans) - 10.7**
- 9. Enes Kanter (Knicks) - 10.6**

### Assists Per Game

1. Russell Westbrook (Thunder) - 10.3
- 4. Rajon Rondo (Pelicans) - 7.3**

### Steals Per Game

1. Paul George (Thunder) - 2.23
- 2. Eric Bledsoe (Bucks) - 2.09**
- 11. DeMarcus Cousins (Pelicans) - 1.65**

### Blocks Per Game

1. Kristaps Porzingis (Knicks) - 2.40
- 3. Anthony Davis (Pelicans) - 2.12**
- 8. DeMarcus Cousins (Pelicans) - 1.58**
- 12. Karl-Anthony Towns (Timberwolves) - 1.41**

### Field-Goal Percentage

1. Clint Capela (Rockets) - .657
- 4. Enes Kanter (Knicks) - .605**
- 8. Julius Randle (Lakers) - .557**
- 10. Karl-Anthony Towns (Timberwolves) - .545**
- 18. Anthony Davis (Pelicans) - .534**

### Free-Throw Percentage

1. JJ Redick (76ers) - .946
- 3. Jamal Murray (Nuggets) - .929**
- 11. Devin Booker (Suns) - .896**
- 18. Enes Kanter (Knicks) - .873**

### 3-Point Field-Goal Percentage

1. Reggie Bullock (Pistons) - .456
- 11.3. Karl-Anthony Towns (Timberwolves) - .426**
- 16. Darius Miller (Pelicans) - .420**

### Double-Doubles

- 1. Karl-Anthony Towns (Timberwolves) - 49**
- 13. DeMarcus Cousins (Pelicans) - 38**
- 7. Anthony Davis (Pelicans) - 30**
- 13. Enes Kanter (Knicks) - 25**

## No Fly Zone Behind the 3-Point Line

With all that Kentucky length, especially when the Wildcats go to the 2-3 zone, it's been difficult for opponents to get a clear look from behind the 3-point line.

Kentucky is holding opponents to just 29.1 percent from behind the arc, easily first in the Southeastern Conference and third overall in the country, through games on Feb. 10.

Historically it ranks as the second-best mark in school history, behind only the historic 2014-15 team's 27.1-percent record. As a matter of fact, since the 3-point line was adopted during for the 1986-87 season, only the 2014-15 team held its opponents to less than 30 percent from long range.

Kentucky's perimeter defense has been especially sharp of late, limiting opponents to just 88 of 336 (26.2 percent) from the 3-point line over the last 14 games.

## Time to Start Some New Streaks

A few notable streaks ended for the Wildcats with back-to-back losses to South Carolina and Florida.

With the loss to Florida, Kentucky's 16-game home winning streak came to an end, as did its 30-game streak vs. Southeastern Conference foes at home and its 57-game winning streak vs. unranked opponents in Rupp Arena. The 30-game winning streak vs. conference foes was the fourth-longest such streak in school history and the longest of the John Calipari era.

Back-to-back losses removed Kentucky from both major polls, ending a streak of 68 consecutive appearances. UK returned to the polls following wins over Mississippi State and at No. 7/7 West Virginia on Jan. 29, before dropping out again on Feb. 12.

The 68-week streak began with the preseason poll prior to the 2014-15 season in which UK was ranked No. 1 for the entire season. Calipari's previous long streak included 61 consecutive polls, beginning with the preseason poll prior to the 2009-10 season and ending with the fourth poll during the 2012-13 season.

## Pass the Ball!

A defining attribute of John Calipari's teams over the years is their ability to share the basketball. With talented prospects up and down the roster, rarely do you see a player under Coach Cal who averages more than 10 shots a game. Everyone gets touches and everyone gets shots.

Shot distribution is still good with this team, but if one were to look for a common denominator in Kentucky's recent losses or its recent bad habit of falling behind early in games (the Wildcats have fallen behind by double digits in four of their last five games), the low assist numbers would be a good place to start.

Kentucky averaged just 7.7 assists in a three-game stretch between from Jan. 30 to Feb. 6 before dishing out 15 at Texas A&M. UK is averaging only 11.6 assists per game in its eight losses. The Wildcats have posted single-digit assist numbers in four of their last eight games. The seven dimes in home games vs. Vanderbilt and Tennessee tied for the third fewest in the Calipari era.

## SEC Opponents Forcing Cats to Grind it Out

With a team this long and this athletic, it's in the Wildcats' best interests to get out and run and try to get baskets in transition. However, as Kentucky has gotten into the meat of conference play, its Southeastern Conference brethren have realized as much and have done their best to slow the Wildcats down.

In conference play, UK is averaging just 5.1 fast-break points per game and only once -- last game at Texas A&M -- scored 10 or more in transition. That's a stark contrast to the nonconference season (which includes the West Virginia game in the middle of conference play), where the Wildcats averaged 12.6 fast-break points and eclipsed double digits in 11 of 13 games. Clearly, SEC opponents are trying to make the Wildcats beat them in the half court.

In victories, Kentucky averages 9.3 points in transition and 17.0 off turnovers. In losses, it's just 8.4 on the break and 14.6 off turnovers.

One may point to UK's pace of play when searching for explanations to UK's offensive struggles of late. Kentucky's average length of possession is 16.4 seconds, according to KenPom.com, which ranks 73rd in the country as of games played on Feb. 11. Surprisingly, that is the third-fastest time of possession in the Calipari era, trailing only the 2016-17 (15.3) and 2009-10 (16.2) teams. In fact, Calipari's teams over his nine years at Kentucky average 17.2 seconds per possession.

## Scoring Droughts

A common occurrence for the Wildcats during their three-game skid has been five-minute scoring droughts without a field goal. Kentucky has one drought in each of the last three games' first halves that's put the Wildcats in a hole that's been too big to climb out of.

However, Kentucky has had 11 such games in which the team has failed to score a field goal at least once over a five-minute stretch. The Wildcats are 5-6 in such games with wins over Utah Valley, Troy, Georgia, Texas A&M and at No. 7 West Virginia. In addition to the last three games, UK also suffered droughts at Tennessee and in back-to-back games against Florida and over the final six minutes at South Carolina.

## Knox Among Nation's Best Freshmen, Small Forwards

Kevin Knox re-asserted himself into the national discussion as one of the nation's best freshmen after a 34-point performance at then-No. 7/7 West Virginia.

The U.S. Basketball Writers of America named him both the Oscar Robertson National Player of the Week and the Wayman Tisdale National Freshman of the Week and the Atlanta Tipoff Club tabbed him its Citizen Naismith National Player of the Week

## Measurables

### Top Wing Span

1. Nick Richards - 7'5"
2. PJ Washington - 7'3"
3. Sacha Killeya-Jones - 7'2"
4. Jarred Vanderbilt - 7'1"
- T5. Hamido Diallo - 7'0.25"
- T5. Kevin Knox - 7'0.25"

### Top Reach

1. Nick Richards - 9'2.50"
2. Sacha Killeya-Jones - 9'2"
- T3. Wenyen Gabriel - 9'0"
- T3. Kevin Knox - 9'0"
- T3. Jarred Vanderbilt - 9'0"
- T3. Tai Wynyard - 9'0"

### Maximum Vertical

1. Hamidou Diallo - 44.5"
2. PJ Washington - 43.0"
3. Jarred Vanderbilt - 39.5"
- T4. Wenyen Gabriel - 37.5"
- T4. Kevin Knox - 37.5"

### No-Step Vertical

1. Hamidou Diallo - 36.0"
2. PJ Washington - 35.5"
3. Jarred Vanderbilt - 34.0"
4. Wenyen Gabriel - 32.5"
5. Nick Richards - 32.0"

### Top Hand Width

1. Sacha Killeya-Jones - 11.0"
2. Nick Richards - 10.5"
3. PJ Washington - 10.25"
- T4. Jarred Vanderbilt - 10.0"
- T4. Tai Wynyard - 10.0"

### 3/4 Court Sprint

1. Hamidou Diallo - 3.10
2. Kevin Knox - 3.22
3. Jarred Vanderbilt - 3.28
4. Shai Gilgeous-Alexander - 3.29
5. Wenyen Gabriel - 3.32





honors on Jan. 31. On Feb. 8, he was one of 10 finalists for the Julius Erving Award, presented annually by the Naismith Memorial Basketball Hall of Fame to the nation's top small forward.

Knox is the second freshman this season to earn both USBWA honors in the same week, joining Oklahoma's Trae Young, who did it in December. It was also his first SEC honor.

Knox is the first UK freshman to earn Tisdale Freshman of the Week honors since Tyler Ullis and Karl-Anthony Towns claimed the honor during the historic 2014-15 season. Malik Monk was tabbed the Oscar Robertson National Player of Week following his 47-point performance against North Carolina last season.

Knox averaged 26.5 points and 6.5 rebounds per game in wins over Mississippi State and at No. 7/7 West Virginia that week. He had 19 points, six boards and a pair of steals against the Bulldogs. In the epic come-from-behind win over West Virginia, Knox poured in 34 points and added seven rebounds. The scoring output was the most since De'Aaron Fox had 39 in a win over UCLA in the Sweet 16 in the 2017 NCAA Tournament. The 34 points tied Malik Monk's freshman school scoring record on the road (Monk scored 34 at Ole Miss to open SEC play a season ago). They're also the most by a UK freshman in a non-conference true road game.

Overall, Knox leads the Wildcats in scoring at 15.0 points per game. He's reached double-figure scoring in 19 games this season and has a team-high six games of 20 or more points, while also leading the team in rebounding on six occasions. He's also leads the team with 139 rebounds on the year for an average of 5.6 per game. Knox has also put together a team-high two double-doubles on the year and has drained a team-high 39 3-pointers.

The Tampa, Florida, native is shooting 45.0 percent from the field, 34.8 percent from 3-point range and 75.5 percent from the charity stripe. In games in which UK has won this season, he is averaging 16.0 points, 5.8 rebounds and 1.6 assists per game.

## Gilgeous-Alexander's Play Forces Him into Starting Lineup

Originally filling in as the starter at point guard after a back strain that sidelined Quade Green for three games, Shai Gilgeous-Alexander has played so well of late that the super sub couldn't be put back on the bench.

In Gilgeous-Alexander's last 10 games as a starter, he's averaging 15.5 points, 5.1 assists and 3.9 rebounds in 35.8 minutes of action. He was particularly good in both wins vs. Vanderbilt. In the road win at Vanderbilt, he scored a game-high 22 points, while also dishing out six assists. He scored or assisted on 13 of UK's 23 made field goals. And then at home vs. Vanderbilt, Gilgeous-Alexander was even better. He scored a game-high 30 points and was instrumental in the 14-point second-half comeback. The native of Canada scored or assisted on 32 of UK's final 56 points in that come-from-behind win, including scoring eight of UK's final 10 points of the second half when the Wildcats were staring at a loss -- even hitting the two clutch free throws with just over two seconds left and Kentucky down two.

Whether he's serving as the man running the show or the energy guy off the bench that he was for most of the nonconference season, he's changing the game in a multitude of ways. First, there's the defense. Gilgeous-Alexander is averaging 1.7 steals per game. Under Calipari, John Wall's 1.8 steals and 66 for the season are the most of any player. Gilgeous-Alexander currently is third among all Southeastern Conference players with 43 steals (through games on Feb. 10). He's already moved into ninth place on UK's single-season freshman steals list and needs just three to pass Chris Mills into eighth.

But what has really taken Gilgeous-Alexander's game to another level in recent games is his poise and consistency on the offensive end. He's now second on the team in points per game with a 13.1 average and is averaging 15.8 points over his last 14 games. His recent surge started in games off the bench, including back-to-back games of 20 points or more vs. Louisville and Georgia. Those back-to-back games marked the first time a player has scored 20 or more points off the bench since Deron Feldhaus turned the trick Jan. 21 and 25, 1992. Gilgeous-Alexander nearly made it three in a row with 18 points in Baton Rouge, Louisiana, in the Wildcats' first road victory of the season.

And Gilgeous-Alexander is far from a score-first point guard. He's proven to be an adept passer, leading the team in assists with a 4.6 average, ranked fourth in the SEC. He's led the team in assists in a team-best 17 games. He is the 13th freshman in program history to amass more than 100 assists during his freshman season. He currently sits in ninth on the all-time freshman assists list with 115. He needs four to pass Rajon Rondo. John Wall owns the record with 241 assists in 2009-10.

Said Calipari after the back-to-back 20-point performances vs. Louisville and Georgia: "He's our best player. The greatest thing about him, he's coming off the bench and not saying anything. Doesn't worry about his shots or anything. He's just playing."

## Wildcats Welcome Addition of Vanderbilt

Jarred Vanderbilt has been on the roster all season, but his presence in the lineup is expected to feel like a midseason addition with the freshman forward returning from a left foot injury. The injury kept him out of the first 17 games of the season.

Vanderbilt made his debut at South Carolina after suffering the injury in late September. He's made an immediate impact on the team by leading the Wildcats in rebounding with 6.3 boards per game since returning. He's grabbed 10 or more boards twice in just eight games, including 11 rebounds in 11 minutes in the comeback win at No. 7/7 West Virginia. Overall he's averaging a rebound once every 2.22 minutes of play.

In recent weeks, head coach John Calipari raved about his presence in practice and mentioned that he didn't remember how physical Vanderbilt being. Equipped with elite ball-handling skills, especially for someone listed as a 6-foot-9 forward, Vanderbilt has the ability to play "point forward" -- and was needed to against South Carolina.

Although the initial plan was to ease him into games to get him caught up in the offense and because of a lack of conditioning, Vanderbilt was forced to run the point in his career debut vs. South Carolina when the Wildcats' backcourt (already absent Quade Green because of a back injury) got into foul trouble.

It was announced at the end of September that Vanderbilt would be out until at least January after suffering the injury to his left foot. After consulting with his family and medical personnel, Vanderbilt decided to delay surgery and let the injury heal on its own.

Vanderbilt, a 6-foot-9 forward from Houston, was one of the top signees out of the 2017 class. A consensus top-20 prospect, Vanderbilt was ranked as high as the No. 9 overall prospect by 247Sports and the No. 12 overall player by Scout.

## UK's Record vs. AP Ranked Opponents and as an AP Ranked Opponent Under Coach Cal

Kentucky (RK)	Opponent Rank																									RV	NR	TOTAL	
	1	2	3	4	5	6	7	8	9	10	11	12	13	14	15	16	17	18	19	20	21	22	23	24	25				
1	-	0-1	0-1	1-0	2-0	2-0	-	2-0	1-0	-	0-1	-	-	-	2-0	1-0	1-0	-	1-0	3-0	1-0	-	-	-	6-2	46-2	69-7		
2	-	-	-	-	1-0	0-1	-	-	-	-	1-0	1-0	-	1-0	-	1-0	-	0-1	-	-	-	-	-	-	4-0	22-0	31-2		
3	-	-	-	-	-	-	-	-	0-1	-	-	1-0	-	-	-	-	-	-	-	0-1	-	-	-	-	-	1-0	17-0	19-2	
4	-	0-1	-	1-0	-	-	-	-	-	-	-	-	-	1-0	-	-	-	-	-	-	-	-	-	-	1-0	1-0	6-2	10-3	
5	-	-	-	-	-	-	-	-	-	-	1-0	-	-	-	-	-	-	-	-	-	-	-	-	1-0	-	-	8-0	10-0	
6	-	-	-	-	0-1	-	1-0	1-0	-	0-1	-	-	-	-	-	-	-	-	1-0	-	-	-	-	-	-	1-0	6-0	10-2	
7	-	-	-	0-1	-	-	-	-	-	-	-	-	-	-	-	-	-	-	-	-	-	-	-	-	-	-	2-1	2-2	
8	-	-	-	-	-	-	-	-	-	-	-	-	1-0	-	-	-	-	-	-	-	-	-	-	-	0-1	2-3	11-0	14-4	
9	-	-	-	-	-	-	-	-	-	-	-	-	-	-	-	-	-	-	-	-	-	-	-	-	-	-	3-1	3-1	
10	-	-	-	-	-	-	-	-	-	-	-	-	-	0-1	-	-	-	-	-	-	-	-	-	-	-	0-3	4-1	4-5	
11	1-0	-	-	-	-	-	1-0	-	0-1	-	-	-	1-0	-	-	-	0-1	-	-	-	2-0	-	-	-	-	-	6-1	11-3	
12	-	-	-	-	-	-	-	-	-	-	-	-	-	-	-	1-0	-	-	-	-	-	-	-	-	-	1-0	1-1	3-1	
13	-	-	-	-	-	-	-	-	-	-	-	-	-	-	-	-	-	-	-	-	-	-	-	-	-	-	6-1	6-1	
14	-	-	0-1	-	-	-	-	-	-	-	-	-	-	-	-	-	-	-	-	-	-	-	-	-	-	1-1	7-1	8-3	
15	-	-	-	-	-	-	-	-	-	-	-	1-0	-	-	-	-	-	-	-	-	-	-	-	-	-	1-0	3-0	5-0	
16	-	-	-	-	-	-	-	-	-	-	-	-	-	-	-	-	1-0	-	-	-	-	-	-	-	-	1-0	4-1	6-1	
17	-	-	-	-	-	-	-	-	-	-	-	-	-	-	-	-	-	-	-	-	-	-	1-1	-	-	-	3-2	4-3	
18	-	-	-	-	-	-	-	-	-	-	-	-	-	-	-	-	-	-	-	-	-	0-1	-	-	-	1-1	4-2	5-3	
19	-	-	-	1-0	-	-	-	-	-	-	-	-	-	-	-	-	-	-	-	-	-	-	-	-	-	-	1-0	2-0	
20	-	-	-	0-1	-	-	-	-	-	-	-	-	-	-	-	-	-	-	-	-	1-0	-	-	-	-	-	3-1	4-2	
21	-	-	-	-	-	-	-	-	-	-	-	-	-	-	-	-	-	-	-	-	-	-	-	-	1-0	2-1	3-1		
22	-	-	-	-	-	-	-	-	-	-	-	1-0	-	-	-	-	-	-	-	-	-	-	-	-	-	1-0	5-1	7-1	
23	-	-	-	-	-	-	-	-	-	-	-	-	-	-	-	-	-	-	-	-	-	-	-	-	-	-	2-0	2-0	
24	-	-	-	-	-	-	-	-	-	-	-	-	-	-	0-1	-	-	-	-	-	-	-	-	-	-	-	0-1	0-2	
25	0-1	-	-	-	-	-	0-1	-	-	-	-	-	-	-	-	-	-	-	-	-	-	-	-	-	-	-	1-1	1-3	
RV	0-1	1-0	-	-	1-0	-	2-0	-	-	-	-	1-0	-	-	-	-	0-1	-	-	-	-	-	-	-	-	-	3-0	8-2	
NR	-	-	-	0-1	-	-	-	-	-	-	1-0	-	-	-	1-0	-	-	-	-	-	-	-	-	-	-	-	-	3-1	3-1
TOTAL	1-2	1-2	0-2	3-3	4-1	2-1	4-1	3-0	1-2	1-1	1-1	4-0	4-0	1-1	1-1	4-0	3-0	1-2	1-1	1-1	4-0	3-0	1-2	1-1	1-0	-	Total	249-55	
																											Total	51-25	



# NOTES

## S-E-C! S-E-C! S-E-C!

Kentucky has the unquestionable reputation as the league's gold standard. Since the SEC's inception in 1932-33, the Wildcats have been the most dominant team in the league, recording a 978-276 mark (.780) in regular-season conference play. Only two other teams have won more than 700 regular-season SEC games (Alabama and Tennessee), and no other team has a better winning percentage.

- UK has averaged 11.6 wins and only 3.2 losses per season in 84 seasons in the SEC
- Kentucky has won 48 SEC titles and 30 SEC Tournament championships
- The Wildcats have won 15 of the last 25 SEC Tournament titles
- UK has won at least a share of five of the last eight SEC regular-season championships under head coach John Calipari
- Kentucky has played in the championship game of the SEC Tournament in seven of Calipari's eight seasons following its 2017 title
- The SEC was 11-5 in NCAA Tournament games in 2017 with three teams in the Elite Eight
- Nine SEC schools have recruiting classes that ranked in the top 40 of ESPN's 2017 national rankings. A quarter of all ESPN's top 100 players signed with SEC schools
- Three SEC teams are ranked in the Associated Press Top 25 and four more are receiving votes, a testament to the league's strength this season
- Eight SEC teams -- tied for the most in the NCAA -- are in the top 50 of the NCAA's RPI, through games on Feb. 10, and 12 rank in the top 100
- The SEC won the Big 12/SEC Challenge for the first time with a 6-4 margin in 2018

## Kentucky Picked to Win 49th SEC Title

A select panel of media voted the Wildcats to once again win the Southeastern Conference championship. Should Kentucky achieve that standard, it would mark the sixth regular-season title under Calipari and the program's 49th overall.

It's the 13th time since the 1998-99 season the Wildcats are the overall preseason favorite. UK was picked to win the title a season ago and did not disappoint. Calipari has directed his teams to regular-season SEC crowns in 2010, 2012, 2015, 2016 and 2017.

Each school selected media members that cover their team and additional media from across the nation were selected by the conference office to comprise the voting panel. Points were compiled on a 14-13-12-11-10-9-8-7-6-5-4-3-2-1 basis. Each media member also voted for two All-SEC teams.

## Always Efficient

According to Ken Pomeroy's calculations on kenpom.com, UK's teams under John Calipari have consistently ranked among the most efficient teams in the country per possession.

Year	Offense (Rank)	Defense (Rank)	Overall
2018	113.3 (58)	96.3 (21)	33rd
2017	119.1 (12)	91.4 (7)	4th
2016	120.4 (5)	98.0 (53)	6th
2015	119.3 (5)	86.5 (2)	1st
2014	117.6 (10)	96.9 (41)	11th
2013	108.8 (42)	99.1 (129)	42nd
2012	122.9 (2)	88.2 (9)	1st
2011	118.1 (7)	90.4 (15)	6th
2010	116.1 (15)	86.2 (6)	3rd

numbers through Feb. 11

## Schedule Presented Early Lessons

Kentucky certainly didn't ease into its 2017-18 schedule. The Wildcats opened the season with three games in five days, including a matchup vs. Kansas in Chicago for the State Farm Champions Classic. UK played three more over a six-day stretch and six total games in 13 days. All told, the Wildcats played seven games in 17 days to start the season.

After that busy stretch, Kentucky played just five games in 33 days, concluding with Louisville. That gave the Wildcats considerably more time between games, an important development for a team that wasn't able to get on the practice court all that much early in the season to fix any problems and improve. Part of that period took place while classes were out of session, allowing for John Calipari to institute what he calls "Camp Cal."

During that time period when there are no restrictions on practice hours and the Wildcats are free of any academic responsibilities, the Wildcats often practice two times a day and sometimes even three if one includes a workout session with strength and conditioning coach Rob Harris. The team basically eats, sleeps and drinks basketball during that time of the season, and it's often when Calipari's teams improve the most.

Now in the middle of the conference season, the Wildcats play two games a week for the rest of the season.

## Wildcats Nonconference Schedule Ranks No. 7 in Country

Kentucky's young team was put to the test early and often with another formidable nonconference schedule. As of games played through Feb. 10, UK's nonconference schedule ranks No. 7 overall in the country.

Twelve of UK's 13 nonconference opponents made a postseason tournament in 2017, including eight who made the NCAA Tournament. Three of those advanced to the Sweet 16 or better.

Five nonconference teams finished the 2016-17 season with an RPI in the top 50 and four ended the season in both the Associated Press Top 25 and USA Today Coaches Poll. All told, Kentucky's 2017-18 nonconference opponents combined for a record of 314-134 in 2016-17, a .701 winning percentage.

Kentucky's nonconference schedule saw the Wildcats play in premier venues such as the United Center in Chicago (vs. Kansas) and Madison Square Garden in New York (vs. Monmouth), took them to a Big Blue Nation favorite in New Orleans (vs. UCLA), and featured a

difficult trip to Morgantown, West Virginia, to play the West Virginia Mountaineers in January. And that doesn't even include an arduous league schedule in what is a much-improved Southeastern Conference.

A quarter of ESPN's top-100 recruits in the 2017 class signed to play in the SEC. The league is coming off a season in which its teams combined to go 11-5 in the NCAA Tournament and had three teams advance to the Elite Eight.

Seven UK opponents entered the 2017-18 season ranked in one or both of the major polls, including three top-10 opponents.

## Three is Better Than Two

Kentucky and UNLV went back and forth all season long last year for the claim of having the longest active streak of consecutive games with a made 3-pointer. Fittingly, both schools reached a historic milestone -- 1,000 straight games -- within a few hours of each other.

UK just beat out the Runnin' Rebels by mere hours, becoming the first school ever to hit a 3-pointer in 1,000 straight games with a trey at Alabama on Feb. 11, 2017. Malik Monk, UK's leader in 3-point field goals last season, got the Wildcats to 1,000 straight games with a 3-pointer from the right wing with 15:26 to go in the first half. UNLV would match it later in the day.

Kentucky passed UNLV for the nation's longest active streak of consecutive games with a made 3-pointer in its final game of 2015-16. UK has now knocked down at least one 3-pointer in 1,038 consecutive games. UNLV has hit one in 1,031 straight, through games on Feb. 10.

The Cats' last game without a made 3-pointer came against Seton Hall on Nov. 26, 1988 a "three-point" loss in the Great Alaska Shootout. The streak began on Nov. 28, 1998, in an 89-71 win vs. California. The Wildcats' record during the 1,038-game streak is 800-238.

## Cats Not Counting on the Long Ball

There's an old expression in basketball that's been around since the 3-point line came into existence: Live by the 3, die by the 3. With as little as Kentucky has shot it from behind the arc this season, UK has done neither this season.

Kentucky is currently taking the fewest number of 3-point shots in the John Calipari era. As of games played on Feb. 10, Kentucky is attempting a 3-point shot on just 25.3 percent of its total field-goal attempts, far and away the lowest of the Calipari era. As a matter of fact, that's ranked 346th out of 351 teams in the country, according to KenPom.com.

UK's program record low for percentage of 3-point attempts is 13.7 percent in 1987-88, just the second year of existence for the 3-point shot. Only one other team (1988-89) had a rate less than 20 percent at 16.9 percent.

Kentucky's current rate is the lowest since Kentucky attempted a 3-pointer on 27.2 percent of its attempts during the 1995-96 season. That same team holds the program record for the best 3-point field-goal percent with a 39.7 rate.

Here's a look at UK's percentages of 3-point attempts and 3-point field-goal percentages in the Calipari era:

Year	Pct. of FG Attempts that were 3-pointers	3-Point FG Pct.
2009-10:	.313	.331 (lowest)
2010-11:	.324 (highest)	.397 (highest)
2011-12:	.265	.378
2012-13:	.293	.346
2013-14:	.276	.332
2014-15:	.271	.349
2015-16:	.310	.366
2016-17:	.316	.353
2017-18:	.253 (lowest)	.333

## Cats Deliver the Knockout Punch

UK is 224-5 (.978) in the John Calipari era when leading by at least 10 points at any time in the contest.

When Kentucky failed to put away South Carolina on Jan. 16 after leading by as many as 14 points in the second half, it was the first time the Wildcats let a double-digit lead wind up in a loss since losing two such games in the 2015-16 campaign.

Kentucky also blew two double-digit leads during the 2012-13 season. Four of the five losses have been to conference opponents.

Perhaps most impressive of all is that 70.0 percent of games Calipari has coached in at Kentucky have produced 10-point leads at some point during the game for UK. The Wildcats have led by 10 points or more in a whopping 84.2 percent of Calipari's 266 career wins at Kentucky.

## Big-Game Cal, Cats

John Calipari's teams aren't just good against the best teams in the country, they're great. Not only does Kentucky have a 51-25 record (.671) vs. Associated Press Top 25 teams, UK is 5-3 when both teams are ranked in the AP top five under Calipari.

All-time, Calipari is 11-7 when both teams are ranked in the AP top five. When both teams are ranked in the AP Top 25, Calipari's all-time record is 75-49, including a 44-21 mark at Kentucky. When both are ranked in the top 10 he has a 24-15 record, including 13-8 at UK.

## Taking Care of Business

Kentucky's 51-25 record vs. opponents ranked in the Associated Press Top 25 in John Calipari's tenure is impressive, but the Wildcats' ability to beat all-comers can't be overlooked. Under Calipari, UK is 215-36 vs. unranked competition, an .857 winning percentage.

UK has five losses to unranked opponents this season. It's the first time UK has had multiple losses to unranked teams since the 2015-16 season.





## Points Per Possession

Game	Off. PPP	Def. PPP
UTAH VALLEY	1.03	0.89
VERMONT	1.09	1.03
vs. Kansas	0.87	0.93
ETSU	1.07	0.84
TROY	0.99	0.87
FORT WAYNE	1.23	0.96
UIC	1.32	0.90
HARVARD	1.08	0.96
vs. Monmouth	1.19	0.97
VIRGINIA TECH	1.22	1.13
vs. UCLA	1.04	1.15
LOUISVILLE	1.22	0.82
GEORGIA	0.97	0.90
at LSU	1.04	1.00
at Tennessee	0.97	1.13
TEXAS A&M	1.14	1.12
at Vanderbilt	1.17	1.06
at South Carolina	0.91	1.01
FLORIDA	0.90	0.93
MISSISSIPPI STATE	1.08	0.90
at West Virginia	1.26	1.15
VANDERBILT	1.11	1.08
at Missouri	0.86	0.99
TENNESSEE	0.92	0.95
at Texas A&M	1.00	1.15
at Auburn		
ALABAMA		
at Arkansas		
MISSOURI		
OLE MISS		
at Florida		

## Overall

Kentucky offensive high - 1.32 vs. UIC

Kentucky offensive low - 0.86 at Missouri

Kentucky SEC offensive high - 1.17 at Vanderbilt

Kentucky SEC offensive low - 0.86 at Missouri

Kentucky postseason high -

Kentucky postseason low -

Opponent offensive high - 1.15 vs. UCLA, at West Virginia, at Texas A&M

Opponent offensive low - 0.82 vs. Louisville

Opponent SEC offensive high - 1.15 at Texas A&M

Opponent SEC offensive low - 0.90 vs. Georgia, Mississippi St.

Opponent postseason high -

Opponent postseason low -

## Hold Them to 55 Points and 40 Percent from the Field

Defense has always been a recipe for success for the Wildcats under John Calipari. The special ingredient: 55 points. UK is a perfect 63-0 under Calipari when holding the opponent to 55 points or fewer. The Wildcats are 150-6 under Calipari when limiting the opponent to 63 points or less. Kentucky's 61-59 loss to Tennessee on Feb. 6 snapped a 40-game winning streak when holding the opponent to 63 or less.

Kentucky has also fared well when it keeps its opponents to a 40-percent clip or lower from the floor. UK is 162-13 against opponents under Calipari when its field-goal percentage is 40 percent or lower. UK is 10-3 in such games this season and held five straight opponents to less than 40 percent from Jan. 13-27. That's the longest such streak for the Wildcats since UK had six such games from Feb. 6, 2016 to Feb. 23, 2016.

## Best in the Bluegrass

Kentucky has been dominant against teams in the state under John Calipari. UK is 16-2 against in-state foes with Calipari at the helm.

The mark also includes an 9-2 mark vs. Louisville. Two of the victories over the Cardinals came in postseason play. UK had its four-game winning streak snapped in 2016-17 but has won all five meetings played in Rupp Arena, including a 29-point blowout this season, the third-biggest margin of victory in the history of the series. Louisville's two wins have come by a combined six points.

Here's a list of the meetings between the state's two premier programs since Cal took over at UK:

- Jan. 2, 2010 - UK won 71-62 at Rupp Arena
- Dec. 31, 2010 - UK won 78-63 at KFC YUM! Center
- Dec. 31, 2011 - UK won 69-62 at Rupp Arena
- March 31, 2012 - UK won 69-61 at the Superdome (NCAA Final Four in New Orleans)
- Dec. 29, 2012 - Louisville won 80-77 at KFC YUM! Center
- Dec. 28, 2013 - UK won 73-66 at Rupp Arena
- March 28, 2014 - UK won 74-69 at Lucas Oil Stadium (NCAA Sweet 16 in Indianapolis)
- Dec. 27, 2014 - UK won 58-50 at KFC YUM! Center
- Dec. 26, 2015 - UK won 75-73 at Rupp Arena
- Dec. 21, 2016 - Louisville won 73-70 at KFC YUM! Center
- Dec. 29, 2017 - UK won 90-61 at Rupp Arena

## Recruit and Reload

With everything the Wildcats lost last season to the professional ranks and graduation, UK reloaded with a historic recruiting class.

The Recruiting Services Consensus Index, which tallies major recruiting rankings and plugs them into a formula to calculate a consensus ranking, not only rated UK's 2017 class the best of the season – it measures this group as the best ever.

With 582 points in its recruiting calculations, this 2017 Kentucky group beat out another Wildcat class – the 2013 haul – to claim the title as the best recruiting class ever. That 2013 group had 557 points and consisted of Julius Randle, Andrew Harrison, Aaron Harrison, Dakari Johnson, James Young, Marcus Lee and Derek Willis. The RSCI rankings began in 1998.

The 2017 class consists of Kevin Knox (No. 10), Jarred Vanderbilt (No. 13), PJ Washington (No. 14), Nick Richards (No. 18), Quade Green (No. 23), Shai Gilgeous-Alexander (No. 30), Hamidou Diallo (No. 46) and Jemarl Baker (No. 72).

The RSCI includes individual player rankings from all of the major recruiting services, which this season featured Rivals, Scout, 247Sports and longtime recruiting analyst Van Coleman. The RSCI formula uses each of those services' rankings (only the top 100) players to assign a point value to each recruit. Using the point totals for all the five major services, it then adds the totals for all players in a class for the team's final score.

If all five RSCI sources had counted Diallo with the 2017 class, the Wildcats' score would have been closer to 630, according to the site.

UK has ranked No. 1 in the RSCI in seven of Calipari's nine classes at Kentucky.

## Keep a Watchful Eye on the Cats

Stocked full of some of the nation's top talent, a handful of Wildcats were on a number of national preseason watch lists:

- Hamidou Diallo - Naismith Trophy, Oscar Robertson Trophy, John R. Wooden Award, Jerry West Award
- Kevin Knox - Naismith Trophy, Oscar Robertson Trophy, John R. Wooden Award, Julius Erving Award Final 10, Lute Olson Award Midseason
- Nick Richards - Kareem Abdul-Jabbar Award
- PJ Washington - Karl Malone Award

## UK Starts Season in Top Five

Despite losing nearly 93 percent of its scoring and almost 77 percent of its rebounding from a season ago, Kentucky began the season in the top five of both major polls. The Wildcats were No. 4 in the USA Today Coaches Poll and No. 5 in the Associated Press Top 25 to start the year.

It's the ninth consecutive season under head coach John Calipari that Kentucky began the season ranked among the top 25 teams in the country in both polls. As a matter of fact, the Wildcats have been ranked in the preseason top five in both polls in eight of Calipari's nine seasons, including seven straight.

## Two Wildcats Selected to Preseason All-SEC Teams

Two players were selected to the preseason All-SEC squads. Freshman Hamidou Diallo was picked to the first team by the league's media and the second team by the coaches, while classmate Kevin Knox was tabbed to the second team by the media and the first team by the head coaches.

Conference play opens Dec. 30 and the 2018 SEC Tournament is set to begin March 7 at the Scottrade Center in St. Louis.

## A Winning Institution

Both the UK men's and women's basketball teams posted an eighth straight 20-win season in 2016-17. Kentucky is one of just three institutions (Duke and BYU) in the NCAA that have seen both their men's and women's basketball programs tally 20 or more wins in each of the last eight seasons.

With UK women's basketball coach Matthew Mitchell earning his 250th win on Jan. 11, Kentucky is one of 12 schools with both their men's and women's head coaches having registered at least 250 wins at that school. They join Baylor, BYU, Duke, Florida State, Middle Tennessee State, North Carolina, Notre Dame, Purdue, Saint Joseph's, Syracuse and Villanova.

## International Cats

The Wildcats were well represented in international basketball this summer.

Hamidou Diallo, PJ Washington, Tai Wynyard and John Calipari all were part of the 2017 FIBA World Cup in Cairo. Sacha Killeya-Jones and Brad Calipari also traveled abroad this summer to play basketball.

Diallo and Washington, coached by John Calipari, captured a bronze medal for Team USA, while Wynyard was the star for the New Zealand Junior Tall Blacks.



# NOTES

Washington led Team USA in scoring at 12.9 points per game and added 5.1 rebounds and 2.2 assists. Diallo contributed 10.9 points, 3.9 rebounds, 2.3 assists and 1.1 steals per game. Wynyard led the Junior Tall Blacks in scoring at 14.3 points per game and rebounding with 9.3 boards per outing.

Kevin Knox made the final 16 cuts for Team USA before the roster was trimmed to 12, but he pulled his name from contention after suffering a minor hamstring injury. Shai Gilgeous-Alexander declined an invite to join the Canadian national team for its training camp.

Meanwhile, Killeya-Jones attended Great Britain's national training camp in August to compete for a spot on Great Britain's FIBA EuroBasket 2017 team, while Brad Calipari went on an international basketball trip with Global Sports Academy to Croatia. He averaged 14.3 points, 6.5 assists and 3.3 rebounds in four games.

## Calipari Inks Three for 2018 During Fall Signing Period

In what's become somewhat of a fall tradition in college basketball and a celebration of riches in the Big Blue Nation, the Kentucky men's basketball team has begun building one of the strongest recruiting classes in the country, signing three of the nation's top players during the early fall signing period. Highly rated prospects Tyler Herro, Keldon Johnson and Immanuel Quickley have all inked national letters of intent with UK.

All three players are consensus four- or five-star prospects and all are ranked in the top 50 by the major national recruiting services. Although it's still early in the recruiting process with a number of dominoes still to fall, national analysts once again believe UK's class will be one of the top hauls for 2018.

In every season in the John Calipari era, the Wildcats have signed a top-three recruiting class according to the Recruiting Services Consensus Index, which tallies major recruiting rankings and plugs them into a formula to calculate a consensus ranking.

- Tyler Herro - At 6-foot-5, Herro has length, and now listed at 195 pounds by 247Sports, he's quickly adding muscle to his frame. The shooting guard out of Whitnall High School in Greenfield, Wisconsin, averaged 23.9 points and shot 39 percent from 3-point range in his junior season in high school. The top-ranked player out of Wisconsin, Herro is considered one of the top shooting guards in the 2018 class. A consensus four-star recruit, Herro is ranked as high as No. 27 in ESPN's rankings, No. 38 by Rivals and No. 40 by 247Sports. Herro was one of 54 players selected for the USA Basketball Junior National Team minicamp in October. He also averaged 14.8 points, 5.9 rebounds and 3.1 assists per game on the Nike circuit this past summer, shooting 36 percent from 3-point range
- Keldon Johnson - A 6-6 shooting guard out of Oak Hill Academy in Mouth of Wilson, Virginia, Johnson is a consensus five-star player and one of the best in the class of 2018. A native of South Hill, Virginia, he previously played for Huntington Prep in Huntington, West Virginia, before transferring to Oak Hill for the 2017-18 season. Johnson is ranked as high as the No. 7 overall prospect by ESPN, including third at his position. 247Sports ranks him as the nation's No. 11 overall player, while Rivals has him at No. 18. He led his Boo Williams (Va.) AAU team to the semifinals of the Peach Jam after averaging 20.7 points, 8.5 rebounds and 3.1 assists during the Nike regular season. Johnson took home MVP honors at the NBPA Top 100 Camp in June. Like Herro, Johnson was one of 54 players selected for the USA Basketball Junior National Team minicamp in October
- Immanuel Quickley - A 6-4 guard out of the John Carroll School in Bel Air, Maryland, Quickley is a consensus five-star prospect. Considered a consensus top-three player at his position, he's ranked as high as No. 10 by Rivals, No. 12 by ESPN and No. 13 by 247Sports. In his junior season at John Carroll, Quickley averaged 23.7 points and 7.2 assists. He scored 30 or more in five games, 20 or more in 14 games and finished with eight double-doubles. He also averaged 25.7 points, 4.7 rebounds and shot 42.1 percent from 3-point range in the Adidas Summer Championships in July. Quickley was a member of the 2017 USA Men's U19 World Cup Team that competed in Cairo. Playing under Calipari, Quickley averaged 6.7 points and 2.4 assists in 18.3 minutes per game. He was named the Baltimore Sun Metro Player of the Year in 2016

## Johnson, Quickley Selected for McDonald's All American Game

The Kentucky men's basketball team's 2018 recruiting class will be well represented during the 2018 McDonald's All American Game in March with the selections of Keldon Johnson and Immanuel Quickley.

Joining an elite list that features some of the greatest players to play for Kentucky, incoming Wildcats Johnson and Quickley were selected to participate in the 41st annual McDonald's All American Game on March 28 in Philips Arena in Atlanta. The game will tip off at 7 p.m. ET and air on ESPN.

With the selections of Johnson and Quickley, UK has signed 32 players during the John Calipari era who have been named to the prestigious high school event, more than any other school in the country during that time period. Multiple players from each signing class have been tabbed McDonald's All Americans during the Calipari era, including five in the 2013 and 2017 classes.

Kentucky has signed 64 McDonald's All Americans since the team began in 1977, including current Wildcats Sacha Killeya-Jones (2016), Quade Green, (2017), Kevin Knox (2017), Nick Richards (2017), Jarred Vanderbilt (2017) and PJ Washington (2017).

- Johnson is a semifinalist for the Naismith National Boys' High School Player of the Year. He's one of 10 player eligible for the award, which will be announced March 8

## UK Tops Nation with 27 Players on NBA Opening-Day Rosters

Kentucky's unprecedented success with helping players reach the NBA has surpassed a new level of extreme. At the start of the 2017-18 NBA season, a whopping 27 players on NBA opening-day rosters played and finished their college basketball careers at the University of Kentucky, the nation's most prolific NBA player-producing program in the country. UK's 27 players are once again far and away the most of any college basketball program. Duke was second with 20 former players and North Carolina and Kansas each have 16 on opening-day rosters.

Of the 489 players in the NBA to start the 2017-18 season, more than 5.5 percent played and finished their college basketball careers at UK. Seven NBA teams feature multiple Wildcats.

All told, UK's 27 players represented on 15 of the league's 30 teams. Of the 27 Wildcats on an opening-day NBA roster, head coach John Calipari has coached 25 of them. With Tyreke Evans (Memphis Grizzlies) and Derrick Rose (Cleveland Cavaliers), who played for Calipari at Memphis, Calipari has coached 27 players on 2017-18 opening-day rosters, the most of any coach.

The Wildcats also have a handful of players on the doorstep of the league in the NBA G-League, including Aaron Harrison, Mychal Mulder, Marquis Teague, Derek Willis and James Young, and several others playing professionally internationally.

Kentucky has experienced unprecedented success at putting players in the NBA under Calipari. In the eight seasons of the Calipari era, 31 players have been selected in the NBA Draft, more than any other school. Included in the recent run are 24 first-round picks, three No. 1 overall selections (Anthony Davis, Karl-Anthony Towns and John Wall), seven top-five picks and 17 lottery selections.

Using figures compiled by basketball-reference.com and spotrac.com, Calipari-coached players only (which includes Rose and Evans but not Jodie Meeks or Rajon Rondo) have amassed nearly \$1.5 billion in career NBA contracts (\$1.455 billion). In the eight seasons Calipari has been the head coach at Kentucky, his players have totaled more than \$1.09 billion in NBA contracts.

In just the 2017-18 season alone, UK players are slated to make more than \$178 million. Calipari-coached players only (which includes Rose and Evans but not Meeks or Rondo) will make more than \$177 million.

UK's growing NBA contingent is already off to a fast start to the 2017-18 season:

- According to Basketball Reference, Davis is the only player since 1983-84 to post 95-plus points and 50-plus rebounds in the first three games of a season
- DeMarcus Cousins returned to Sacramento, his former team, for the first time by recording 41 points, 23 rebounds and six assists. It was the first time a player scored at least 40 points, grabbed at least 20 rebounds and dished out at least five assists since Chris Webber did it on Jan. 5, 2001. According to NBA.com/stats, he was the first player with at least 40 points, at least 20 rebounds and at least six assists on 50-percent shooting since Bob McAdoo did it on Jan. 15, 1976
- Malik Monk became the first Charlotte rookie to score 25 or more points in a game since Michael Kidd-Gilchrist in December of 2012 when he netted 25 on Nov. 1
- In November, Devin Booker became the fourth-youngest player in league history to reach 3,000 points behind LeBron James, Kevin Durant and Carmelo Anthony
- Towns recorded his 122th double-double of his career in his 175th career game. According to Timberwolves public relations, in the past 35 years, only Shaquille O'Neal, Tim Duncan and David Robinson have recorded more double-doubles in their first 175 games
- On Nov. 21, Davis recorded his 16th 35-point, 15-rebound game. According to Basketball Reference, the only other player since 1983 who recorded more than 10 before turning 25 was Shaquille O'Neal, who had 27. As of Dec. 6, Davis and Cousins had more combined 35-point, 15-rebound games than the rest of the league combined since 2012-13
- Young, playing in the NBA G-League, recorded back-to-back 40-point games in November
- With 29 points on Nov. 22, Davis passed Chris Paul to become the Pelicans' second

## 2017-18 Lineup Comparison

A breakdown of Kentucky's most used lineups, including a breakdown of each lineup's +/- statistics:

Most Frequent Lineups	Total Minutes	Points For	Points Against	+/-	+/- per 40 min.
Diallo, Richards, Knox, Gilgeous-Alexander, Washington	87:59	159	170	-11	-5.00
Diallo, Richards, Knox, Washington, Green	83:51	173	164	+9	+4.29
Diallo, Knox, Gilgeous-Alexander, Washington, Gabriel	64:17	133	120	+13	+8.09
Knox, Gilgeous-Alexander, Washington, Gabriel, Green	52:24	105	106	-1	-0.76
Diallo, Knox, Gilgeous-Alexander, Washington, Killeya-Jones	50:31	87	86	+1	+0.79
Richards, Knox, Gilgeous-Alexander, Washington, Green	45:08	76	84	-8	-7.09
Diallo, Richards, Knox, Gilgeous-Alexander, Gabriel	43:50	92	62	+30	+27.38
Diallo, Knox, Gilgeous-Alexander, Gabriel, Killeya-Jones	39:08	86	55	+31	+31.69
Knox, Gilgeous-Alexander, Gabriel, Green, Killeya-Jones	38:24	55	67	-12	-12.50
Richards, Knox, Gilgeous-Alexander, Gabriel, Green	28:30	53	61	-8	-11.23





all-time leading scorer. He's behind only David West

- Cousins (Oct. 30), Towns (Nov. 20) and Davis (Nov. 27) have all won NBA Player of the Week
- Cousins became the first player this season to record 500 points and 250 rebounds
- On Nov. 28, Towns recorded his 27th career game with at least 20 points and 15 rebounds. According to ESPN Stats & Info, only Davis has more since 2015-16
- Booker scored 46 points in a win over The Philadelphia 76ers on Dec. 4 for his 10th 30-point game of the season. Only LeBron James reached 10 30-point games faster than Booker in 2017-18
- Cousins recorded 40 points and 22 rebounds on Dec. 6 vs. Denver. According to NBA.com/stats, he's the first player with multiple 40-point, 20-rebound games in a season since Patrick Ewing had two such games in 1989-90. Add in his four blocks that game and he became the first player to record 40 points, 20 rebounds and four blocks in a game since Hakeem Olajuwon in March 1989
- With Rondo's triple-double on Dec. 11, Rondo and Cousins marked the first time in Pelicans franchise history teammates posted triple-doubles in the same season
- Enes Kanter became the fifth player and first since Bob Lanier in 1971 to have at least 30 points and 20 rebounds in a game on Christmas Day when he had 31 points and 22 boards vs. the 76ers
- Rondo set a Pelicans franchise record with 25 assists on Dec. 27 in a win over the Nets. He became the first player with 25 assists in an NBA game since Jason Kidd (1996), according to NBA.com/stats. He's one of only seven players to ever dish out 25 or more assists and the only player to do it in 30 minutes or less of action, according to ESPN Stats & Info
- Davis recorded a 48-point, 17-rebound game on Jan. 14 followed by a 45-point, 16-rebound effort on Jan. 16. According to SportsCenter, he's just the third player in NBA history with back-to-back games of at least 45 points and at least 15 rebounds. Davis has done it twice (he did it in 2016-17 as well)
- Davis recorded a 48-point, 17-rebound game on Jan. 14 followed by a 45-point, 16-rebound effort on Jan. 16. According to SportsCenter, he's just the third player in NBA history with back-to-back games of at least 45 points and at least 15 rebounds. Davis has done it twice (he did it in 2016-17 as well)
- Cousins posted a monster stat line of 44 points 24 rebounds and 10 assists game on Jan. 22 in a win over Chicago. Cousins became just the fifth NBA player and first since Hall of Famer Kareem Abdul-Jabbar in 1972 to have as many as 40 points, 20 rebounds and 10 assists in a game, according to the Elias Sports Bureau
- Cousins suffered a ruptured Achilles tendon on Jan. 26. He was averaging 25.2 points, 12.9 rebounds and 5.4 assists per game. According to ESPN Stats and Info, over the last 50 seasons, only four players averaged at least 25 points, 10 rebounds, and five assists per game for an entire season. All four of those players won the league's most valuable player award.
- Kanter had 20 points, 20 rebounds, and five assists in a Knicks win on Feb. 1. The last Knicks player with that many points, rebounds and assists in a Knicks win was Jerry Lucas (23-22-9) in 1971.
- Davis scored 43 points on Feb. 2 to become the Pelicans' all-time scoring leader, passing David West. Davis became the all-time leading scorer for New Orleans in 380 regular season games. West, the former all-time leading scorer for the franchise at 8,690 points, did it in 530 regular season games.
- Towns has an NBA-leading 46 double-doubles following a 22-point, 16-rebound performance on Feb. 3. Only two other Timberwolves players recorded more than 45 double-doubles before the All-Star break: Kevin Garnett (46 in both 2003-04 and 2004-05) and Kevin Love (51 in 2010-11).
- On Feb. 10, Davis notched his second career game with 40 points, 15 rebounds and five steals. Over the last 30 seasons, the rest of the NBA has two such games combined.

## Record Four Wildcats Selected for NBA All-Star Game

John Calipari said he hasn't given up hope to one day fill the NBA All-Star Game with half the players from Kentucky. There's reason for him to stay optimistic with four players selected for this year's annual showcase of talent.

Four former UK basketball players were chosen to play in this year's All-Star Game on Feb. 18 at the Staples Center in Los Angeles. DeMarcus Cousins and Anthony Davis, both from the New Orleans Pelicans, were voted in as starters, while Karl-Anthony Towns (Minnesota Timberwolves) and John Wall (Washington Wizards) were selected as reserves.

Only one other time in the history of the NBA All-Star Game has a college featured four or more of its former players in an NBA All-Star Game. That took place in 1983 with UCLA's four representatives (Kareem Abdul-Jabbar, Marques Johnson, Kiki Vandeweghe and Jamaal Wilkes).

Davis will make his fifth consecutive appearance and third overall as a starter. Cousins was set to head for his fourth All-Star Game and first as a starter until suffering a season-ending Achilles injury on Jan. 26. For Towns, this will be his first career All-Star appearance. Wall was set to make his fifth straight appearance before undergoing a knee procedure in late January.

Davis and Cousins were voted in by the fans, their peers and media members. Fans could vote via Twitter, Facebook, NBA.com, the NBA app and Google search. Towns and Wall were voted in by the league's coaches.

Kentucky is the only school in the country with two former players in the 2018 All-Star Game starting lineup. When Cousins and Davis suit up for the game, it will mark the first time a school has had two players in the starting lineup of the NBA All-Star Game since Wake Forest had Chris Paul and Tim Duncan in the 2011 game. UK had two players – Davis and Wall – voted into the starting lineup in 2015, but Davis could not play due to injury.

A season ago, Davis won MVP honors as the game was played in New Orleans. Davis scored an All-Star Game record 52 points in addition to contributing 10 rebounds. He broke Wilt Chamberlain's previous scoring record of 42 points set in 1962.

Those four won't be the only Wildcats in at NBA All-Star weekend. Jamal Murray (Denver

Nuggets) will look to defend his MVP crown from last year's game in the Rising Stars Challenge, a matchup of some of the league's best first- and second-year players. That game will be played Feb. 16 at 9 p.m. on TNT at the Staples Center.

Murray scored a game-high 36 points, the fourth most in the game's history, to go along with 11 assists, en route to MVP honors. Murray put on a show last season in New Orleans, going 13 of 19 from the field, including 9 for 14 from behind the arc. He did all that in just 20 minutes and scored 27 of his points after halftime.

Murray will also take part in the Rising Skills Challenge on Feb. 17. Devin Booker will take part in the 3-point Shooting Contest as part of Saturday's events. Dwane Casey, who played at Kentucky from 1976-79 and now coaches the Toronto Raptors, will serve as the coach of the Eastern Conference in the All-Star Game.

## Success Rate

The Wildcats received an NCAA award in the spring of 2017 for placing in the top 10 percent of all men's basketball teams in the country in the NCAA's annual Academic Progress Rate. UK scored a perfect 1,000.

It's the third straight year the men's basketball team received the award and the fourth time since 2009.

The APR provides a real-time look at a team's academic success by the progress of each student-athlete on scholarship. The APR measures academic eligibility, retention and graduation. The scores are a four-year composite, covering the 2012-13 through 2015-16 school years.

Every Division I sports team across the nation calculates its APR each academic year, similar to a report card. Scholarship student-athletes each semester earn one point for remaining eligible and one point for staying in school or graduating.

UK has received a perfect 1,000 mark in each of the last four single-year APR rates. The NCAA cut score to compete in the 2016-17 postseason is a 930 four-year APR. Teams scoring below 930 can face consequences intended to direct additional focus on academics. Those penalties can include practice restrictions and playing-season reductions.

## UK to Tip Off 2018-19 Season as a Part of Champions Classic

Already one of the premier events of the college basketball season, the annual State Farm Champions Classic's spotlight is about to get even brighter with the announcement Wednesday that the event will tip off the 2018-19 season.

The event, which features Kentucky, Duke, Kansas and Michigan State, will move up a week next season to Nov. 6, coinciding with the new start of the college basketball season.

The 2018 Champions Classic, which will continue to be a neutral-site doubleheader, will feature UK vs. Duke and Michigan State vs. Kansas. Indianapolis' Bankers Life Fieldhouse will serve as the backdrop for the 2018 games, with the 2019 Champions Classic returning to Madison Square Garden in New York.

The Champions Classic will be in its eighth season in 2018 with Kentucky and Duke leading the way with 4-3 records. Kansas and Michigan State are 3-4 in the series.

Since the Champions Classic began in 2011, all four teams have reached the NCAA Final Four at least once, with Kentucky and Duke winning national titles, in 2012 and 2015, respectively. Over the last 14 games of the Classic, there have been 13 top-25 matchups, including two games featuring No. 1 vs. No. 2 (according to the AP Top 25).

UK has played Duke in the Champions Classic two times. The Blue Devils defeated the Wildcats 75-68 in 2012 in Atlanta but Kentucky beat Duke 74-63 in 2015 in Chicago.

## Wall Inducted into UK Athletics Hall of Fame

John Wall was inducted into the UK Athletics Hall of Fame as a member of the 2017 class in September.

Wall was the first national player of the year in program history as winner of the Adolph Rupp Trophy. He was named 2010 USBWA National Freshman of the Year, a Consensus First Team All-American, 2010 SEC Player of the Year by Associated Press and SEC Coaches, SEC Freshman of the Year by the AP, First Team All-SEC and SEC Tournament MVP.

Wall led UK to a No. 1 national ranking, SEC regular-season championship and the SEC Tournament championship. He set the single-season assists record with 241 assists (broken in 2016 by Tyler Ulis) and averaged 16.6 points and 6.5 assists. He was the first No. 1 overall NBA Draft pick in UK history. A four-time NBA All-Star through his first seven seasons, he has averaged double-figure scoring every season. Wall was tabbed to the All-NBA Third Team in 2017. He is the Washington franchise career leader in assists and steals.



# KENTUCKY BY THE NUMBERS

Date	Opponent	Result	Points	Rebounds	Blocks	Steals	Assists
N.10	<b>[-/-] UTAH VALLEY</b>	W, 73-63	Diallo - 18^	Gabriel - 13^	Two with 3	Two with 4^	Two with 4
N.12	<b>[-/-] VERMONT</b>	W, 73-69	Washington - 17^	Washington - 10^	Four with 1^	G.-Alexander - 2^	Green - 4
N.14	[4/3] Kansas <sup>2</sup>	L, 65-61	Knox - 20^	Two with 9^	Washington - 4^	G.-Alexander - 3^	Diallo - 4
N.17	<b>[-/-] ETSU<sup>3</sup></b>	W, 78-61	Green - 21^	Knox - 10^	Killeya-Jones - 3^	Two with 2	G.-Alexander - 6^
N.20	<b>[-/-] TROY<sup>3</sup></b>	W, 70-62	Knox - 17^	Diallo - 10^	Gabriel - 2	Three with 1^	Washington - 4^
N.22	<b>[-/-] FORT WAYNE<sup>3</sup></b>	W, 86-67	Richards - 25^	Richards - 15^	Richards - 2^	G.-Alexander - 4^	Green - 5
N.26	<b>[-/-] UIC<sup>4</sup></b>	W, 107-73	Knox - 25^	Green - 6	Richards - 3^	G.-Alexander - 2^	G.-Alexander - 6^
D.2	<b>[-/-] HARVARD</b>	W, 79-70	Knox - 20	Two with 7^	Richards - 3^	Gabriel - 3^	Green - 5^
D.9	<b>[-/-] Monmouth<sup>4</sup></b>	W, 93-76	Diallo - 23^	Richards - 8^	Washington - 4^	Two with 2	G.-Alexander - 9^
D.16	<b>[RV/RV] VIRGINIA TECH</b>	W, 93-86	Knox - 21^	Gabriel - 9	Richards - 3^	Diallo - 3^	Two with 5
D.23	<b>[-/-] UCLA<sup>5</sup></b>	L, 83-75	Diallo - 18	Two with 6	Three with 1	Three with 2	G.-Alexander - 5
D.29	<b>[RV/RV] LOUISVILLE</b>	W, 90-61	G.-Alexander - 24^	Three with 7	Two with 2^	G.-Alexander - 3^	Green - 5^
D.31	<b>[-/-] GEORGIA*</b>	W, 66-61	G.-Alexander - 21^	Two with 10^	Two with 2^	G.-Alexander - 3^	G.-Alexander - 4^
J.3	<b>[-/-] at LSU*</b>	W, 74-71	Two with 18	Knox - 11^	Washington - 2^	Gabriel - 3^	G.-Alexander - 4^
J.6	<b>[23/22] at Tennessee*</b>	L, 76-65	Green - 14	Richards - 8	Washington - 2^	Washington - 3	G.-Alexander - 6^
J.9	<b>[RV/RV] TEXAS A&amp;M*</b>	W, 74-73	Diallo - 18	G.-Alexander - 7	G.-Alexander - 2^	Washington - 2^	G.-Alexander - 5
J.13	<b>[-/-] at Vanderbilt*</b>	W, 74-67	G.-Alexander - 22^	Gabriel - 9^	Three with 2^	Three with 1	G.-Alexander - 6^
J.16	<b>[-/-] at South Carolina*</b>	L, 76-68	Knox - 21	Knox - 8^	Five with 1^	Two with 2	Vanderbilt - 3
J.20	<b>[RV/RV] FLORIDA*</b>	L, 66-64	Two with 10	Richards - 9^	Richards - 2^	Four with 1	G.-Alexander - 6
J.23	<b>[-/-] MISSISSIPPI STATE*</b>	W, 78-65	Washington - 22^	Two with 7	Two with 2	Washington - 3^	G.-Alexander - 6^
J.27	<b>[7/7] at West Virginia<sup>6</sup></b>	W, 83-76	Knox - 34^	Vanderbilt - 11^	Gabriel - 3	Green - 1	G.-Alexander - 5
J.30	<b>[-/-] VANDERBILT*</b>	W, 83-81 <sup>OT</sup>	G.-Alexander - 30^	Knox - 8^	Richards - 2^	Washington - 2^	Two with 3
F.3	<b>[-/-] at Missouri*</b>	L, 69-60	G.-Alexander - 15	Vanderbilt - 10^	Two with 1	Two with 2^	G.-Alexander - 6^
F.6	<b>[15/14] TENNESSEE*</b>	L, 61-59	Two with 15	Richards - 8^	Four with 1	G.-Alexander - 2^	G.-Alexander - 6^
F.10	<b>[-/-] at Texas A&amp;M*</b>	L, 85-74	G.-Alexander - 19^	Washington - 8	G.-Alexander - 2	G.-Alexander - 2^	G.-Alexander - 8^
F.14	<b>[-/-] at Auburn*</b>						
F.17	<b>[-/-] ALABAMA*</b>						
F.20	<b>[-/-] at Arkansas*</b>						
F.24	<b>[-/-] MISSOURI*</b>						
F.28	<b>[-/-] OLE MISS*</b>						
M.3	<b>[-/-] at Florida*</b>						

All games in **BOLD CAPS**; Exhibition games in *italics*; \*SEC game; ^game leader  
 1 - Kentucky Cares Classic (Rupp Arena)  
 2 - Champions Classic (United Center | Chicago)  
 3 - Adolph Rupp Classic (Rupp Arena)  
 4 - CITI Sports Classic (Madison Square Garden | New York)  
 5 - CBS Sports Classic (Smoothie King Center | New Orleans)  
 6 - Big 12/SEC Challenge (WVU Coliseum | Morgantown, W.Va.)

Times Led	Times Led	Times Led	Times Led	Times Led
G.-Alexander - 9 Knox - 7 Diallo - 4 Green - 3 Washington - 3 Gabriel - 1 Richards - 1	Richards - 8 Gabriel - 6 Knox - 6 Diallo - 3 Vanderbilt - 3 Washington - 3 G.-Alexander - 1 Green - 1 Killeya-Jones - 1	Richards - 12 Gabriel - 10 Washington - 9 G.-Alexander - 6 Diallo - 3 Killeya-Jones - 2 Vanderbilt - 2	G.-Alexander - 13 Knox - 6 Washington - 6 Gabriel - 4 Diallo - 4 Killeya-Jones - 3 Green - 2 Wynyard - 1	G.-Alexander - 17 Green - 5 Washington - 3 Diallo - 1 Knox - 1 Vanderbilt - 1

## Wins vs. Losses

Result	FG%	Opp. FG%	3-Pt. FG%	Opp 3-Pt. FG%	FT%	RPG	APG	TOPG	BPG	SPG	PPG	Opp PPG
Wins	.490	.409	.381	.286	.700	39.5	14.3	13.3	5.4	5.9	80.8	69.5
Losses	.415	.415	.246	.300	.650	37.8	11.6	15.0	4.6	5.6	65.8	72.6

## Comparing the Calipari Era

A look at statistics through 25 games throughout the John Calipari era ...

Year	FG%	Opp. FG%	3-Pt. FG%	FT%	RPG	Assists	TOs.	Blocks	Steals	Points	PPG	Record
2017-18	.466	.411	.333	.687	38.9	336	346	129	145	1,900	76.0	17-8
2016-17	.485	.430	.353	.689	40.3	419	300	144	161	2,244	89.3	20-5
2015-16	.476	.394	.345	.672	38.9	351	301	142	155	1,970	78.8	19-6
2014-15	.463	.338	.347	.701	38.6	379	276	177	174	1,841	73.6	25-0
2013-14	.468	.396	.325	.673	41.4	298	301	163	117	1,951	78.0	19-6
2012-13	.481	.389	.363	.650	38.2	357	336	182	157	1,859	74.4	17-8
2011-12	.488	.358	.379	.721	39.8	338	304	232	165	1,954	78.2	24-1
2010-11	.463	.390	.399	.710	38.2	326	284	162	147	1,931	77.2	18-7
2009-10	.486	.379	.378	.678	42.2	391	383	175	183	2,032	81.3	24-1





# MISCELLANEOUS STATS

## Team Leaders

NO.	NAME	GAME LEADERS					GAMES WITH							
		PTS.	REBS.	BLKS.	ASSTS.	STLS.	10+ PTS	20+ PTS	10+REBS	3+ASSTS	3+BLKS	3+STLS	3+3S	DOUBLE-DOUBLE
0	Quade Green	3 (3)	1 (1)	-	5 (5)	2 (2)	11 (11)	1 (1)	-	11 (11)	-	-	3 (3)	-
1	Sacha Killeya-Jones	-	1 (1)	2 (5)	-	3 (3)	- (1)	-	1 (1)	2 (2)	-	-	-	
2	Jarred Vanderbilt	-	3 (3)	2 (2)	1 (1)	-	-	2 (2)	-	1 (1)	-	-	-	
3	Hamidou Diallo	4 (4)	3 (3)	3 (3)	1 (1)	4 (4)	14 (14)	2 (2)	2 (2)	6 (6)	-	1 (1)	1 (1)	
4	Nick Richards	1 (1)	8 (8)	12 (12)	-	-	6 (6)	1 (1)	1 (1)	4 (4)	- (-)	-	1 (1)	
5	Kevin Knox	7 (7)	6 (6)	-	1 (1)	6 (6)	19 (19)	6 (6)	2 (2)	7 (7)	-	1 (1)	5 (5)	
10	Jonny David	-	-	-	-	-	-	-	-	-	-	-	-	
12	Brad Calipari	-	-	- (1)	-	-	-	-	-	-	-	-	-	
13	Jemarl Baker	-	-	-	-	-	-	-	-	-	-	-	-	
14	Tai Wynyard	-	-	-	-	1 (1)	-	-	-	-	-	-	-	
22	Shai Gilgeous-Alexander	9 (9)	1 (1)	6 (6)	17 (17)	13 (13)	17 (17)	4 (4)	-	22 (22)	-	5 (5)	-	
25	PJ Washington	3 (3)	3 (3)	9 (9)	3 (3)	6 (6)	12 (12)	2 (2)	1 (1)	7 (7)	2 (2)	2 (2)	-	
30	Dillon Pulliam	-	-	-	-	-	-	-	-	-	-	-	-	
32	Wenyen Gabriel	1 (2)	6 (14)	10 (21)	-	4 (6)	4 (11)	- (1)	3 (5)	2 (4)	3 (6)	2 (3)	2 (5)	

*Career Total in (Parentheses)*

## Starting Lineups

Guard	Guard	G/F	Forward	Forward	Games	W-L
Green	Diallo	Knox	Washington	Richards	13	10-3
G.Alexander	Diallo	Knox	Washington	Richards	11	6-5
G.Alexander	Diallo	Knox	Gabriel	Richards	1	1-0

Starter	Games Started	Wins	Losses
Diallo	25	17	8
Knox	25	17	8
Richards	25	17	8
Washington	24	16	8
Green	13	10	3
Gilgeous-Alexander	12	7	5
Gabriel	1	1	0

## Streaks

Overall	Lost 3
Unranked AP teams anywhere	Lost 2
Ranked AP teams anywhere	Lost 1
Home	Lost 1
Home AP ranked teams	Lost 1
Home AP unranked teams	Won 2
Home SEC	Lost 1
Home nonconference	Won 7
Home AP ranked SEC	Lost 1
Home AP unranked SEC	Won 2
Home AP ranked nonconference	Lost 1
Home AP unranked nonconference	Won 43
Road	Lost 2
Road AP ranked teams	Won 1
Road AP unranked teams	Lost 3
Road SEC	Lost 3
Road nonconference	Won 1
Road AP ranked SEC	Lost 2
Road AP unranked SEC	Lost 3
Road AP ranked nonconference	Won 1
Road AP unranked nonconference	Lost 4
Neutral	Lost 1
Neutral AP ranked teams	Lost 2
Neutral AP unranked teams	Lost 1

## Win-Loss Margins

Margin	Games Won	Games Lost
1	1	
2	1	2
3	1	
4	1	1
5	1	
6		
7	3	
8	1	2
9	1	1
10	1	
11		2
12		
13	1	
14		
15		
16		
17	2	
18		
19	1	
20		
21		
22		
23		
24		
25+	2	

Active Consecutive Made Starts	
Hamidou Diallo	25
Kevin Knox	25
Nick Richards	25
Shai Gilgeous-Alexander	10
PJ Washington	3

Active Consecutive Made Free Throws	
Jonny David	2
Sacha Killeya-Jones	2
Kevin Knox	2
Tai Wynyard	2
Jarred Vanderbilt	1
Hamidou Diallo	1
Shai Gilgeous-Alexander	1
Quade Green	1

Active Consecutive Games with a 3-Pointer	
Quade Green	5
Hamidou Diallo	1
Kevin Knox	1

## Dunk Tracker

Player	Dunks in 2017-18	Dunks in Career
Nick Richards	23	23
PJ Washington	19	19
Kevin Knox	15	15
Hamidou Diallo	13	13
Sacha Killeya-Jones	7	11
Wenyen Gabriel	3	8
Shai Gilgeous-Alexander	7	7
Jarred Vanderbilt	2	2
Tai Wynyard	1	1

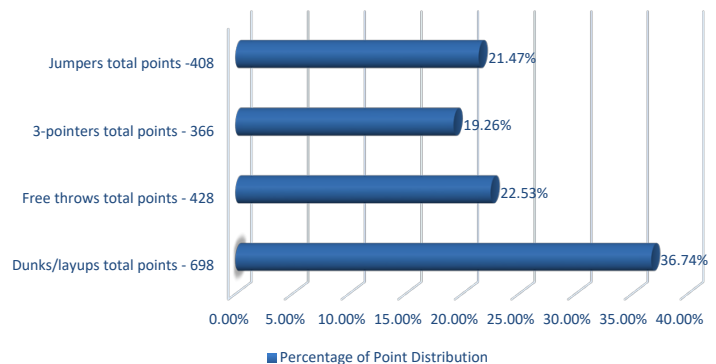
## Kentucky's Record When

KENTUCKY RECORD	ALL	SEC
Leading at halftime:	11-3	3-3
Tied at the half:	0-1	0-0
Trailing at halftime:	6-4	3-3
Shoot > 50%:	8-1	4-1
Shoot < 50%:	9-7	2-5
Shoot higher % than opp.:	13-3	4-3
Shoot lower % than opp.:	4-5	2-3
Opp. shoot worse than 50%:	15-8	5-6
Opp. shoot 50% or higher:	2-0	1-0
Score less than 60 points:	0-1	0-1
Score 60-69 points:	1-5	1-4
Score 70-79 points:	9-2	4-1
Score 80-89 points:	3-0	1-0
Score 90-99 points:	3-0	0-0
Score 100+ points:	1-0	0-0
Opp. score less than 60 pts.:	0-0	0-0
Opp. score 60-69 pts.:	9-4	3-3
Opp. score 70-79 pts.:	6-2	2-2
Opp. score 80-89 points:	2-2	1-1
Opp. score 90-99 points:	0-0	0-0
Opp. score 100+ points:	0-0	0-0
Outrebounded opponent:	15-3	5-3
Outrebounded by opponent:	2-4	1-3
Equal number of rebounds:	0-1	0-0
Fewer turnovers than opp.:	6-1	2-1
Same turnovers as opp.:	3-1	2-0
More turnovers than opp.:	8-6	2-5
Make 8 or more 3-pointers:	3-0	0-0
Make 7 or fewer 3-pointers:	14-8	6-6
Games decided by 5 or fewer:	5-3	4-2
Overtime games:	1-0	1-0

KENTUCKY RECORD	ALL	SEC
On CBS:	1-2	0-1
On ESPN/ESPN2/ESPNU:	10-5	5-4
On Fox Sports1:	0-0	0-0
On SEC Network/(+):	6-1	1-1
On FSN:	0-0	0-0
vs. SEC at Home:	4-2	4-2
vs. SEC on Road:	2-4	2-4
Games vs. AP ranked opp.:	1-3	0-2
Games following a loss:	4-3	2-3
Games following a win:	12-5	4-3
More points in the paint:	12-6	4-5
Fewer/Same points in the paint:	5-2	2-1
More bench points than opp.:	7-7	2-5
Fewer or same bench pts.:	10-1	4-1
More 2nd-chance points:	10-0	2-0
Fewer or same 2nd chance pts.:	7-8	4-6
More or same points off TOs:	12-6	4-5
Fewer points off TOs:	5-2	2-1
On Monday:	1-0	0-0
On Tuesday:	3-3	3-2
On Wednesday:	2-0	1-0
On Thursday:	0-0	0-0
On Friday:	3-0	0-0
On Saturday:	5-5	1-4
On Sunday:	3-0	1-0
In November:	6-1	0-0
In December:	5-1	1-0
In January:	6-3	5-3
In February:	0-3	0-3
In March:	0-0	0-0
In April:	0-0	0-0

## How the Cats are Scoring

### Percentage of Point Distribution



## Fast Facts

Points Per Possession	1.068
Def. Points Per Possession	0.994
Points Off Turnovers	16.2
Second-Chance Points	12.1
Points in the Paint	35.2
Fast Break Points	9.0
Bench Points	20.6
Avg. Time of Possession	16.4
Turnover Percent	19.4

## How UK Scored Its First Points

Player	Dunk/Layup	Jumper	3PT	FT
Hamidou Diallo	8	1		
Quade Green	1			
S.Gilgeous-Alexander	2			
Kevin Knox		3	1	
Nick Richards	5	2		1
PJ Washington				1



# THE LAST TIME ...

## INDIVIDUALS

### SCORING

**Scored 25 points:** Shai Gilgeous-Alexander (30) vs. Vanderbilt, 1/30/18

**Scored 30 points:** Shai Gilgeous-Alexander (30) vs. Vanderbilt, 1/30/18

**Scored 35 Points:** De'Aaron Fox (39) vs. UCLA, 3/24/17

**Scored 40 points:** Malik Monk (47) vs. North Carolina, 12/17/16

**Scored 45 points:** Malik Monk (47) vs. North Carolina, 12/17/16

**Scored 50 points:** Jodie Meeks (54) at Tennessee, 1/13/09

**Two players had 20 points:** Kevin Knox (21), Hamidou Diallo (20), vs. Virginia Tech, 12/16/17

**Three players had 20 points:** DeMarcus Cousins (27)/John Wall (21)/Patrick Patterson (20) vs. Sam Houston State, 11/19/09

**Two players had 30 points:** Patrick Patterson (33) and Jodie Meeks (32) vs. Tennessee State, 12/22/08

**Scored 20 points in two straight games:** Kevin Knox (2) 1/23/18 - 1/27/18

**Scored 20 points in three straight games:** Malik Monk (4) 11/23/16 - 12/3/16

**Scored 20 points in four straight games:** Malik Monk (4) 11/23/16 - 12/3/16

**Scored 20 points in five straight games:** Jamal Murray (12) 2/2/16 - 3/12/16

**Scored 20 points in six straight games:** Jamal Murray (12) 2/2/16 - 3/12/16

**Scored 20 points in seven straight games:** Jamal Murray (12) 2/2/16 - 3/12/16

**Scored 20 points in eight straight games:** Jamal Murray (12) 2/2/16 - 3/12/16

**Scored 20 points in nine straight games:** Jamal Murray (12) 2/2/16 - 3/12/16

**Scored 20 points in 10 straight games:** Jamal Murray (12) 2/2/16 - 3/12/16

**Scored 20 points in 11 straight games:** Jamal Murray (12) 2/2/16 - 3/12/16

**Scored 20 points in 12 straight games:** Jamal Murray (12) 2/2/16 - 3/12/16

**Scored 20 points in 15 straight games:** Dan Issel (18) 12/1/69 - 2/7/70

**Scored 25 points in three straight games:** Tayshaun Prince (3) 3/11/01-3/17/01

**Scored 30 points in two straight games:** Jodie Meeks vs. Appalachian State (46) 12/20/08; vs. Tennessee State (32) 12/22/08

**Scored 30 points in three straight games:** Dan Issel (6) 2/14/70 - 3/2/70

**Scored in double figures in 10 straight games:** De'Aaron Fox (12) 2/14/17-3/26/17

**Scored in double figures in 15 straight games:** Malik Monk (30) 11/11/16-2/28/17

**Scored in double figures in 20 straight games:** Malik Monk (30) 11/11/16-2/28/17

**Scored in double figures in 25 straight games:** Malik Monk (30) 11/11/16-2/28/17

**Scored in double figures in 30 straight games:** Malik Monk (30) 11/11/16-2/28/17

**Scored in double figures in 33 straight games:** Jamal Murray (34) 11/17/15 - 3/19/16

**Scored in double figures in 34 straight games:** Jamal Murray (34) 11/17/15 - 3/19/16

**Scored in double figures in 35 straight games:** Kenny Walker (36) 11/14/85 - 3/22/86

**Five players scored in double figures:** Kevin Knox (25), Hamidou Diallo (19), PJ Washington (17), Shai Gilgeous-Alexander (14), Nick Richards (11) vs. UIC, 11/26/17

**Six players scored in double figures:** Kevin Knox (25), Hamidou Diallo (19), PJ Washington (17), Shai Gilgeous-Alexander (14), Nick Richards (11) vs. UIC, 11/26/17

**Seven players scored in double figures:** Randolph Morris (17), Kelenna Azubuike (15), Patrick Sparks (14), Chuck Hayes (12), Rajon Rondo (11), Ravi Moss (10) and Ramel Bradley (10) vs. Mississippi State 2/19/05,

**Four players with 15 or more points:** Hamidou Diallo (18), Shai Gilgeous-Alexander (16), PJ Washington (16), Kevin Knox (15) vs. Texas A&M, 1/9/18

### DOUBLE-DOUBLES

**Double-double:** Kevin Knox (16 points, 11 rebounds) at LSU, 1/3/18

**Triple-double:** Isaiah Briscoe (19 points, 11 rebounds, 10 as-

sists) at Ole Miss, 12/29/16

**20-10 (rebs) game:** Nick Richards (25 points, 15 rebounds) vs. Fort Wayne, 11/22/17

**20-10 (assts) game:** De'Aaron Fox (24 points, 10 assists) vs. North Carolina, 12/17/16

**20-15 game:** Nick Richards (25 points, 15 rebounds) vs. Fort Wayne, 11/22/17

**30-10 game:** Tayshaun Prince (33 points, 11 rebounds) vs. Tennessee State, 12/22/98

**Back-to-back 20-10 games:** Julius Randle (3) 11/8/13 - 11/10/13

**Three straight 20-10 games:** Julius Randle (3) 11/8/13 - 11/12/13

**Double-double in points and rebs.:** Kevin Knox (16 points, 11 rebounds) at LSU, 1/3/18

**Double-double in points and assists:** Isaiah Briscoe (19 points, 10 assists) at Ole Miss, 12/29/16

**Double-double in points and blocks:** Never

**Double-double in points and steals:** Never

**Double-double in two consecutive games:** Bam Adebayo (15 pts, 18 rebs) vs. NKU, (3/17/17), (13 pts, 10 rebs) vs. Wichita State, 3/19/17)

**Double-double in three consecutive games:** - Julius Randle (19p, 15r) vs. Kansas State, 3/21/14; (13 p, 10 r), vs. Wichita State, 3/23/14; (15 p, 12 r), vs. Louisville, 3/28/14; (16 p, 11 r), vs. Michigan, 3/30/14

**Double-double in four consecutive games:** Julius Randle (19p, 15r) vs. Kansas State, 3/21/14; (13 p, 10 r), vs. Wichita State, 3/23/14; (15 p, 12 r), vs. Louisville, 3/28/14; (16 p, 11 r), vs. Michigan, 3/30/14

**Double-double in five consecutive games:** Julius Randle (14p, 10r) at Arkansas, (2/27/14); (10p, 15r) at South Carolina (3/1/14); (12 p, 11 r) vs. Alabama, (3/4/14); (16 p, 10 r) at Florida, (3/8/14); (17 p, 16 r) vs. LSU, (3/14/14); (12 p, 11 r) vs. Georgia, (3/15/14)

**Double-double in six consecutive games:** Julius Randle (14p, 10r) at Arkansas, (2/27/14); (10p, 15r) at South Carolina (3/1/14); (12 p, 11 r) vs. Alabama, (3/4/14); (16 p, 10 r) at Florida, (3/8/14); (17 p, 16 r) vs. LSU, (3/14/14); (12 p, 11 r) vs. Georgia, (3/15/14)

**Double-double in seven consecutive games:** Julius Randle (7) 11/18/13-11/27/13

**Double-double in 10 consecutive games:** Jim Andrews, 1972-73 season

**Two players record double-doubles:** De'Aaron Fox (16 points, 11 assists), Wenyen Gabriel (10 points, 10 rebounds) vs. Cleveland State, 11/23/16

**Three players record double-doubles:** DeMarcus Cousins (19 pts, 14 rebs)/Patrick Patterson (19 pts, 10 rebs)/John Wall (18 pts, 10 rebs) at Mississippi State, 2/16/10

**Four players record double-doubles:** Jack Givens (30 pts, 13 rebs)/Kyle Macy (16 pts, 10 assts)/Mike Phillips (22 pts, 18 rebs)/Rick Robey (23 pts, 13 rebs) vs. Southern Methodist, 11/26/77

**Five players record double-doubles:** Never

### FIELD GOALS

**Made 12 FG in a game:** Shai Gilgeous-Alexander (12) vs. Vanderbilt, 1/30/18

**Made 15 FG in a game:** Malik Monk (18) vs. North Carolina, 12/17/16

**Made 16 FG in a game:** Malik Monk (18) vs. North Carolina, 12/17/16

**Made 17 FG in a game:** Malik Monk (18) vs. North Carolina, 12/17/16

**Made 18 FG in a game:** Malik Monk (18) vs. North Carolina, 12/17/16

**Made 19 FG in a game:** Dan Issel (19) vs. Alabama, 2/23/70

**Made 20 FG in a game:** Dan Issel (23) vs. Ole Miss, 2/7/70

**Made 21 FG in a game:** Dan Issel (23) vs. Ole Miss, 2/7/70

**Made 22 FG in a game:** Dan Issel (23) vs. Ole Miss, 2/7/70

**Made 23 FG in a game:** Dan Issel (23) vs. Ole Miss, 2/7/70

**Attempted 17 FG in a game:** Shai Gilgeous-Alexander (19) vs. Vanderbilt, 1/30/18

**Attempted 18 FG in a game:** Shai Gilgeous-Alexander (19) vs. Vanderbilt, 1/30/18

**Attempted 19 FG in a game:** Shai Gilgeous-Alexander (19) vs. Vanderbilt, 1/30/18

**Attempted 20 FG in a game:** De'Aaron Fox (20) vs. UCLA, 3/24/17

**Attempted 25 FG in a game:** Malik Monk (28) vs. North Carolina, 12/17/16

### 3-POINTERS

**Made 5 3-pointers in a game:** Kevin Knox (5) at West Virginia, 1/27/18

**Made 6 3-pointers in a game:** Malik Monk (7) vs. Georgia, 1/31/17

**Made 7 3-pointers in a game:** Malik Monk (7) vs. Georgia, 1/31/17

**Made 8 3-pointers in a game:** Malik Monk (8) vs. North Carolina, 12/17/16

**Made 9 3-pointers in a game:** Jodie Meeks (10) at Tennessee, 1/13/09

**Made 10 3-pointers in a game:** Jodie Meeks (10) at Tennessee, 1/13/09

**Made 11 3-pointers in a game:** Never

**Attempted 10 3-pointers in a game:** Malik Monk (11) vs. Georgia, 1/31/17

**Attempted 15 3-pointers in a game:** Jodie Meeks (15) at Tennessee, 1/13/09

**Attempted 16 3-pointers in a game:** Derrick Miller (16) vs. LSU 2/15/90

**Attempted 17 3-pointers in a game:** Derrick Miller (19) vs. Kansas 12/6/89

**Attempted 18 3-pointers in a game:** Derrick Miller (19) vs. Kansas 12/6/89

**Attempted 19 3-pointers in a game:** Derrick Miller (19) vs. Kansas 12/6/89

**Made a 3-pointer in 10 straight games:** Malik Monk (12), 1/21/17-2/28/17

**Made a 3-pointer in 15 straight games:** Jamal Murray (36), 11/13/15 - 3/19/16, Derek Willis (17), 1/12/16 - 3/17/16

**Made a 3-pointer in 20 straight games:** Jamal Murray (36), 11/13/15 - 3/19/16

**Made a 3-pointer in 30 straight games:** Jamal Murray (36), 11/13/15 - 3/19/16

**Made two 3-pointers in 10 straight games:** Jamal Murray (17), 1/23/16 - 3/17/16

**Made three 3-pointers in 10 straight games:** Gerald Fitch (20) 1/14/03 - 3/23/03

**Made three 3-pointers in 15 straight games:** Gerald Fitch (20) 1/14/03 - 3/23/03

**Made three 3-pointers in 20 straight games:** Gerald Fitch (20) 1/14/03 - 3/23/03

**Made three 3-pointers in 25 straight games:** Keith Bogans (29) 3/14/02 - 2/26/03

### FREE THROWS

**Made 8 FT in a game:** PJ Washington (10) vs. Mississippi State, 1/23/18

**Made 9 FT in a game:** PJ Washington (10) vs. Mississippi State, 1/23/18

**Made 10 FT in a game:** PJ Washington (10) vs. Mississippi State, 1/23/18

**Made 11 FT in a game:** Shai Gilgeous-Alexander (12) vs. Georgia, 12/31/17

**Made 12 FT in a game:** Shai Gilgeous-Alexander (12) vs. Georgia, 12/31/17

**Made 13 FT in a game:** De'Aaron Fox (13) vs. UCLA, 3/24/17

**Made 14 FT in a game:** Tyler Ulis (14) at Arkansas, 1/21/16

**Made 15 FT in a game:** Rodrick Rhodes (16) vs. Ole Miss 1/18/95

**Made 16 FT in a game:** Rodrick Rhodes (16) vs. Ole Miss 1/18/95

**Made 17 FT in a game:** Dwight Anderson (18) vs. Mississippi State 2/12/79

**Made 18 FT in a game:** Dwight Anderson (18) vs. Mississippi State 2/12/79

**Attempted 10 FT in a game:** Kevin Knox (10) and PJ Washington (10) at South Carolina, 1/16/18

**Attempted 15 FT in a game:** De'Aaron Fox (15), vs. UCLA, 3/24/17

**Attempted 20 FT in a game:** Heshimu Evans (20) vs. Ole Miss 3/5/99

### REBOUNDS

**15 Rebs:** Nick Richards (15) vs. Fort Wayne, 11/22/17

**16 Rebs:** Bam Adebayo (18) vs. Northern Kentucky, 3/17/17

**17 Rebs:** Bam Adebayo (18) vs. Northern Kentucky, 3/17/17

**18 Rebs:** Bam Adebayo (18) vs. Northern Kentucky, 3/17/17

**19 Rebs:** Michael Kidd-Gilchrist (19) vs. Louisville, 12/31/11

**20 Rebs:** Jared Prickett (20) vs. Arkansas 2/9/94

**25 Rebs:** Mike Phillips (28) vs. Tennessee 1/10/76

**30 Rebs:** Cotton Nash (30) vs. Ole Miss 2/8/64

**34 Rebs:** Bob Burrow (34) vs. Temple 12/10/55

**10+ Rebs in three consecutive games:** Julius Randle (4) 3/21/14 - 3/30/14

**10+ Rebs in four consecutive games:** Julius Randle (4) 3/21/14 - 3/30/14

**10+ Rebs in five consecutive games:** Julius Randle (10) 2/12/14 - 3/15/14



# THE LAST TIME ...

**10+ Rebs in six consecutive games:** Julius Randle (10) 2/12/14 - 3/15/14

**10+ Rebs in seven consecutive games:** Julius Randle (10) 2/12/14 - 3/15/14

**10+ rebs in eight consecutive games:** Julius Randle (10) 2/12/14 - 3/15/14

**10+ rebs in nine consecutive games:** Julius Randle (10) 2/12/14 - 3/15/14

**10+ rebs in 10 consecutive games:** Julius Randle (10) 2/12/14 - 3/15/14

**Two players had 10 rebounds:** Hamidou Diallo (10) and Wenyen Gabriel (10) vs. Georgia, 12/31/17

**Three players had 10 rebounds:** Michael Kidd-Gilchrist (19), Terrence Jones (11), Anthony Davis (10) vs. Louisville, 12/31/11

## ASSISTS

**6 assists:** Shai Gilgeous-Alexander (8) at Texas A&M, 2/10/18

**7 assists:** Shai Gilgeous-Alexander (8) at Texas A&M, 2/10/18

**8 assists:** Shai Gilgeous-Alexander (8) at Texas A&M, 2/10/18

**9 assists:** Shai Gilgeous-Alexander (9) vs. Monmouth, 12/9/17

**10 assists:** Isaiah Briscoe (11) at Ole Miss, 12/29/16

**11 assists:** Isaiah Briscoe (11) at Ole Miss, 12/29/16

**12 assists:** De'Aaron Fox (12) vs. Stephen F. Austin, 11/11/16

**13 assists:** Tyler Ulis (14) vs. LSU, 3/5/16

**14 assists:** Tyler Ulis (14) vs. LSU, 3/5/16

**15 assists:** John Wall (16) vs. Hartford, 12/29/09

**16 assists:** John Wall (16) vs. Hartford, 12/29/09

**5+ assists in four consecutive games:** De'Aaron Fox (6) 11/15/16 - 12/3/16

**8+ assists in two consecutive games:** De'Aaron Fox (2) 11/25/16 - 12/3/16

## BLOCKS

**4 blocks:** PJ Washington (4) vs. Monmouth, 12/9/17

**5 blocks:** Skal Labissiere (6) vs. Stony Brook, 3/17/16

**6 blocks:** Skal Labissiere (6) vs. Stony Brook, 3/17/16

**7 blocks:** Karl-Anthony Towns (7) vs. Vanderbilt, 1/20/15

**8 blocks:** Willie Cauley-Stein (9) vs. Boise State, 12/10/13

**9 blocks:** Willie Cauley-Stein (9) vs. Boise State, 12/10/13

**10 blocks:** Nerlens Noel (12) at Ole Miss, 1/29/13

**11 blocks:** Nerlens Noel (12) at Ole Miss, 1/29/13

**12 blocks:** Nerlens Noel (12) at Ole Miss, 1/29/13

## STEALS

**4 steals:** Shai Gilgeous-Alexander (4) vs. Fort Wayne, 11/22/17

**5 steals:** Malik Monk (5) vs. UCLA, 12/3/16

**6 steals:** Tyler Ulis (6) vs. Ole Miss, 1/2/16

**7 steals:** Rajon Rondo (8) vs. Mississippi State, 2/19/05

**8 steals:** Rajon Rondo (8) vs. Mississippi State, 2/19/05

## MINUTES

**Played every minute:** Isaiah Briscoe (45) vs. Georgia, 1/31/17

**Played 40+ minutes:** Kevin Knox (40) vs. Vanderbilt, 1/30/18

**Played more than 50 minutes:** Patrick Patterson (50) vs. Vanderbilt, 1/12/08

## FOULS

**Fouled out:** Wenyen Gabriel, Jarred Vanderbilt at Texas A&M, 2/10/18

**Two players fouled out:** Jarred Vanderbilt, Wenyen Gabriel, at Texas A&M, 2/10/18

**Three players fouled out:** Hamidou Diallo, Wenyen Gabriel, Nick Richards at South Carolina, 1/16/18

**Four players fouled out:** Skal Labissiere, Marcus Lee, Alex Poythress, Derek Willis at Kansas, 1/30/16

**Technical foul:** Jarred Vanderbilt at Missouri, 2/3/18

## TEAM

### STARTS

**Started four freshmen:** Hamidou Diallo, Shai Gilgeous-Alexander, Kevin Knox, Nick Richards, PJ Washington at Texas A&M, 2/10/18

**Started five freshmen:** Hamidou Diallo, Shai Gilgeous-Alexander, Kevin Knox, Nick Richards, PJ Washington at Texas A&M, 2/10/18

### SCORING

**Scored 90 or more points:** 90 vs. Louisville, 12/29/17 (W, 90-61)

**Scored 90 or more points (SEC game):** 92 vs. LSU, 2/7/17 (W, 92-85)

**Scored 100 or more points:** 107 vs. UIC, 11/26/17 (W, 107-73)

**Scored 100 or more points (SEC game):** 100 vs. Texas A&M,

1/3/17 (W, 100-58)

**Scored 110 or more points:** 115 vs. Arizona State, 11/28/16 (W, 115-69)

**Scored 110 or more points (SEC game):** 110 vs. Auburn, 2/21/15 (W, 110-75)

**Scored 120 or more points:** 120 vs. Vanderbilt, 2/7/96 (W, 120-81)

**Scored 120 or more points (SEC game):** 120 vs. Vanderbilt, 2/7/96 (W, 120-81)

**Scored 130 or more points:** 143 vs. Georgia, 2/27/56 (W, 143-66)

**Scored 140 or more points:** 143 vs. Georgia, 2/27/56 (W, 143-66)

**Scored 150 or more points:** Never

**Scored less than 50 points:** 48 vs. Vanderbilt, 3/15/13 (L, 64-48)

**Scored 100 points in two consecutive games:** vs. Cleveland State (11/23/16), vs. UT Martin (11/25/16), vs. Arizona State (11/28/16)

**Scored 100 Points in three consecutive games:** vs. Cleveland State (11/23/16), vs. UT Martin (11/25/16), vs. Arizona State (11/28/16)

**Scored 100 points in consecutive SEC games:** 2/27/56-3/3/56

## OPPONENT SCORING

**Allowed 90 or more points:** 100 vs. North Carolina, 12/17/16 (W, 103-100)

**Allowed 90 or more points (SEC game):** 90 by Georgia, 3/4/09 (L, 90-85)

**Allowed 100 or more points:** 100 vs. North Carolina, 12/17/16 (W, 103-100)

**Allowed 100 or more points (SEC game):** 101 by Arkansas, 2/10/93 (L, 101-94)

**Allowed less than 50 points:** 48 vs. Michigan State, 11/15/16 (W, 69-48)

**Allowed less than 50 points (SEC game):** 48 vs. Georgia, 2/9/16 (W, 82-48)

## SHOOTING PERCENTAGES

**Shot 70% from the field:** .722 vs. Mississippi St., 2/15/86

**Shot 65% from the field:** .667 vs. UIC, 11/26/17

**Shot 30% or less from the field:** .281 at Texas A&M (1/10/15)

**Allowed 50% shooting:** .500 vs. Texas A&M, 1/9/18

**Allowed 60% shooting:** .640 by Florida, 3/4/07

**Allowed 20% or less shooting:** .197 by Montana State, 11/23/14 (12-61)

**Allowed 30% or less shooting:** .263 by Stony Brook, 3/17/16 (20-76)

**Held opponent to zero 3-pointers:** at Auburn, 1/19/13 (0-15)

## FREE THROWS

**Shot 90% or better from FT line:** 90.0 (9-10) vs. Wisconsin (4/4/15)

**Shot 100% from FT Line:** 11-11 vs. Florida, 2/7/12

**Shot 50% or less from FT line:** .471 (8-17) at Texas A&M, 2/10/18

**Attempted 40 FT:** vs. Arkansas (40), 1/7/17

**Attempted five or less FT:** vs. South Carolina (4) 1/21/06

**Made 30 FT:** 30 vs. Auburn, 3/14/15 (30-35)

## 3-POINTERS

**Hit 10 3-pointers:** 11 vs. Virginia Tech, 12/16/17 (11-22)

**Hit 11 3-pointers:** 11 vs. Virginia Tech, 12/16/17 (11-22)

**Hit 12 3-pointers:** 13 vs. Texas A&M, 1/3/17 (13-25)

**Hit 13 3-pointers:** 13 vs. Texas A&M, 1/3/17 (13-25)

**Hit 14 3-pointers:** 15 vs. Georgia, 3/1/12 (15-27)

**Hit 15 3-pointers:** 15 vs. Georgia, 3/1/12 (15-27)

**Hit 16 3-pointers:** 16 vs. UNC-Asheville, 12/23/96 (16-33)

**Hit 17 3-pointers:** 20 vs. LSU, 3/4/95 (20-35)

**Hit 18 3-pointers:** 20 vs. LSU, 3/4/95 (20-35)

**Hit 19 3-pointers:** 20 vs. LSU, 3/4/95 (20-35)

**Hit 20 3-pointers:** 20 vs. LSU, 3/4/95 (20-35)

**Hit 21 3-pointers:** 21 vs. North Carolina, 12/27/89 (21-48)

**Hit 22 3-pointers:** Never

## SCORING MARGINS

**Won game by 50 points or more:** 58 vs. Montana State (W, 86-28) 11/23/14

**Won game by 60 points or more:** 62 vs. Vanderbilt (W, 106-44) 3/5/03

**Won game by 70 points or more:** 74 vs. Tennessee-Martin (W, 124-50) 11/26/94

**Lost game by 30 points or more:** 30 at Tennessee (L, 88-58) 2/16/13

**Lost game by 40 points or more:** 41 at Vanderbilt (L, 93-52) 2/12/08

**Lost game by 50 points or more:** 55 at Kansas (L, 150-95) 12/9/89

**Lost game by 60 points or more:** 70 vs. Central (L, 87-17) 1/28/1910

**Lost game by 70 points or more:** 70 vs. Central (L, 87-17) 1/28/1910

**Game decided by one point:** vs. Texas A&M, 1/9/18 (W, 74-73)

**Game decided by two points:** vs. Tennessee, 2/3/18 (L, 61-59)

**Game decided by three points:** at LSU, 1/3/18 (W, 74-71)

**Two consecutive games decided by one point:** vs. North Carolina (W, 73-72) 12/3/11 and at Indiana (L, 73-72) 12/10/11

**Three consecutive games decided by one point:** Never

**Two consecutive games decided by two points:** at Ole Miss (L, 71-69) 2/1/11 and Florida (L, 70-68) 2/5/11

**Came back from 10-point deficit for win:** W, 83-81 (OT) vs. Vanderbilt (1/30/18); Trailed by 14 at 45-31 (15:23 in 2nd)

**Came back from 11-point deficit for win:** W, 83-81 (OT) vs. Vanderbilt (1/30/18); Trailed by 14 at 45-31 (15:23 in 2nd)

**Came back from 12-point deficit for win:** W, 83-81 (OT) vs. Vanderbilt (1/30/18); Trailed by 14 at 45-31 (15:23 in 2nd)

**Came back from 13-point deficit for win:** W, 83-81 (OT) vs. Vanderbilt (1/30/18); Trailed by 14 at 45-31 (15:23 in 2nd)

**Came back from 14-point deficit for win:** W, 83-81 (OT) vs. Vanderbilt (1/30/18); Trailed by 14 at 45-31 (15:23 in 2nd)

**Came back from 15-point deficit for win:** W, 83-76 at West Virginia (1/27/18); Trailed by 17 at 40-23 (18:57 in 2nd)

**Came back from 16-point deficit for win:** W, 83-76 at West Virginia (1/27/18); Trailed by 17 at 40-23 (18:57 in 2nd)

**Came back from 17-point deficit for win:** W, 83-76 at West Virginia (1/27/18); Trailed by 17 at 40-23 (18:57 in 2nd)

**Came back from 18-point deficit for win:** W, 73-67 vs. Vanderbilt (2/28/17); Trailed by 19 at 25-6 (8:03 in 1st)

**Came back from 19-point deficit for win:** W, 73-67 vs. Vanderbilt (2/28/17); Trailed by 19 at 25-6 (8:03 in 1st)

**Came back from 20-point deficit for win:** W, 82-79 at Vanderbilt (2/22/97); Trailed by 22 at 40-18 (3:51 in 1st)

**Came back from 30-point deficit for win:** W, 99-95 at LSU (2/15/94); Trailed by 31 at 68-37 (15:34 in 2nd)

**Came back from 31-point deficit for win:** W, 99-95 at LSU (2/15/94); Trailed by 31 at 68-37 (15:34 in 2nd)

## REBOUNDS

**Pulled down 50 rebounds:** 53 (15-38) vs. Troy, 11/20/17

**Pulled down 55 rebounds:** 59 (20-39) vs. Arizona State, 11/28/16

**Pulled down 60 rebounds:** 62 (19-43) vs. Morehead State, 12/16/96

## OVERTIME GAMES

**Played an overtime game:** vs. Vanderbilt, 1/30/18 (W, 83-81 OT)

**Won an overtime game:** vs. Vanderbilt, 1/30/18 (W, 83-81 OT)

**Played an SEC overtime game:** vs. Vanderbilt, 1/30/18 (W, 83-81 OT)

**Won an SEC overtime game:** vs. Vanderbilt, 1/30/18 (W, 83-81 OT)

**Lost an overtime game:** at Texas A&M, 2/20/16 (L, 79-77 OT)

**Lost an SEC overtime game:** at Texas A&M, 2/20/16 (L, 79-77 OT)

**Played an overtime game in SEC Tournament:** vs. Texas A&M, 3/13/16 (W, 82-77 OT)

**Won an overtime game in SEC Tournament:** vs. Texas A&M, 3/13/16 (W, 82-77 OT)

**Played two overtimes:** at Texas A&M, 1/10/15 (W, 70-64 2ot)

**Played three overtimes:** vs. Temple 12/7/57 (W, 85-83)

**Played four overtimes:** Never played four overtime game

**Played consecutive games that went to overtime:** 1/6/15 vs. Ole Miss (W, 89-86) and 1/10/15 at Texas A&M (70-64)





# RUPP ARENA

## Year-by-Year Records

Season	W-L	Percentage
2017-18	13-2	.867
2016-17	15-2	.882
2015-16	17-0	1.000
2014-15	19-0	1.000
2013-14	16-2	.889
2012-13	16-2	.889
2011-12	18-0	1.000
2010-11	15-0	1.000
2009-10	18-0	1.000
2008-09	12-6	.667
2007-08	14-4	.778
2006-07	14-2	.875
2005-06	10-5	.667
2004-05	14-1	.933
2003-04	11-2	.846
2002-03	12-1	.923
2001-02	12-3	.800
2000-01	11-1	.917
1999-2000	14-0	1.000
1998-99	12-1	.923
1997-98	9-3	.750
1996-97	12-1	.923
1995-96	13-0	1.000
1994-95	12-1	.923
1993-94	13-1	.929
1992-93	16-0	1.000
1991-92	15-2	.882
1990-91	13-0	1.000
1989-90	13-2	.867
1988-89	8-6	.571
1987-88	14-2	.875
1986-87	13-2	.867
1985-86	18-0	1.000
1984-85	11-3	.786
1983-84	16-0	1.000
1982-83	14-1	.933
1981-82	15-1	.938
1980-81	15-0	1.000
1979-80	12-3	.800
1978-79	11-4	.733
1977-78	16-0	1.000
1976-77	12-2	.857
<b>Total</b>	<b>574-68</b>	<b>.894</b>

## Top 10 All-Time Attendances

No.	Att.	Opp.	Date	Result
1.	24,479	Louisville	1/20/10	W, 71-62
2.	24,468	N. Carolina	12/5/09	W, 68-66
3.	24,465	Florida	2/10/07	L, 64-61
4.	24,459	Florida	2/4/03	W, 70-55
5.	24,432	Louisville	12/17/05	W, 73-61
6.	24,431	Florida	2/25/17	W, 76-66
7.	24,428	Florida	3/7/15	W, 67-50
8.	24,425	Florida	2/15/14	L, 69-59
9.	24,418	Kansas	1/28/17	L, 79-73
10.	24,416	Arkansas	2/28/15	W, 84-67

## Top 10 Attendances of 17-18

No.	Att.	Opp.	Date	Result
1.	24,394	Florida	1/20/18	L, 66-64
2.	24,228	Louisville	12/29/17	W, 90-61
3.	23,332	Tennessee	2/6/18	L, 61-59
4.	22,922	Harvard	12/2/17	W, 79-70
5.	22,862	Georgia	12/31/17	W, 66-61
6.	22,690	Virginia Tech	12/16/17	W, 93-86
7.	22,643	Texas A&M	1/6/18	W, 74-73
8.	21,143	Vanderbilt	1/30/18	W, 83-81 <sup>ot</sup>
9.	20,645	Fort Wayne	11/22/17	W, 86-67
10.	20,609	Mississippi St.	1/23/18	W, 78-65

## Cats Rock at Rupp

The Wildcats are 574-68 (.894) in Rupp Arena. Among the most notable marks of dominance in the nation's toughest venue to play include:

- A school record 54-game winning streak to begin the John Calipari era
- The Wildcats are 306-42 (.879) in regular-season SEC games in the building
- Kentucky set a new program home record of 19 wins in 2014-15
- The Wildcats have gone undefeated at home in five of John Calipari's nine seasons
- Overall, UK has posted a perfect mark in 13 of Rupp Arena's 42 seasons

## Cal Owns Longest Win Streaks in Rupp

With UK's 2011-12 season-opening victory over Marist, UK head coach John Calipari recorded his 34th consecutive win in Rupp Arena as UK's head coach. It broke former UK head coach Rick Pitino's longest streak of 33 games in the venue.

The winning streak reached as long as 54 games. Calipari didn't suffer his first loss in Rupp Arena until losing to Baylor in his fourth season. The 54-game run, however, was his longest career winning streak. He also had the second-longest streak in the arena as the Cats won 42 straight from March 4, 2014 to Nov. 25, 2016.

## Pack the House

Kentucky has led the nation in average home attendance in 19 of the last 22 seasons entering this year, including a Rupp Arena record of 24,110 in John Calipari's first season (2009-10) as head coach.

- Kentucky averaged 23,461 fans during the 2016-17 season
- UK has averaged 23,000 or more fans in seven of Calipari's eight seasons
- The Wildcats currently lead the nation in average attendance in 2017-18

## The Top-Ranked Team at Home

Kentucky has lost just three times at home as the Associated Press top-ranked team in the history of the program and just twice in Rupp Arena. Prior to the loss to UCLA by three on Dec. 3, 2016, the other two losses came by just one point.

The Wildcats are 53-2 all-time as the AP No. 1 team in Rupp Arena since its opening in 1976. The first loss was to Auburn, 53-52, on Jan. 9, 1988.

## Coach Cal in Rupp Arena

It's been downright difficult to beat the Wildcats at Rupp Arena during the John Calipari era. UK is 147-8 (.948) at Rupp Arena under Calipari.

- UK is 18-4 (.818) vs. ranked opponents in Rupp in the Calipari era
- The Wildcats are 129-4 (.970) vs. unranked teams in Rupp under Cal
- UK is 77-3 (.963) at home vs. nonconference foes under Calipari
- Calipari notched his 100th career win at Rupp Arena as UK's coach with the Wildcats' 110-75 rout of Auburn on Feb. 21, 2014. It took Calipari just 104 games to reach the century mark at home, the fastest of any UK coach

## Cal Passes Hall for Rupp Record

With a 101-70 victory over Cleveland State on Nov. 23, 2016, John Calipari passed former UK head coach Joe B. Hall for wins in Rupp Arena history.

Calipari currently has 147 victories inside the historic venue. Hall won 122.

## Rupp Arena Quick Facts

<b>Year Opened:</b>	1976
<b>First Game:</b>	Nov. 27, 1976
<b>All-Time Record:</b>	574-67 (89.5)
<b>Record Under Calipari:</b>	147-8 (94.8)
<b>Capacity:</b>	23,000
<b>Record Crowd:</b>	24,479 (1/20/10)
<b>Longest Winning Streak:</b>	54 (11/9/10-12/1/12)
<b>Current Winning Streak:</b>	0

## 2017-18 Opponent Breakdown

### Utah Valley (Nov. 10)

All-time games in Rupp Arena: One  
UK record in Rupp vs. Utah Valley: 1-0  
Last time in Rupp Arena: UK, 73-63 (11/10/17)

### Vermont (Nov. 12)

All-time games in Rupp Arena: One  
UK record in Rupp vs. Vermont: 1-0  
Last time in Rupp Arena: UK, 73-69 (11/12/17)

### ETSU (Nov. 17)

All-time games in Rupp Arena: Four  
UK record in Rupp vs. ETSU: 4-0  
Last time in Rupp Arena: UK, 78-61 (11/17/17)

### Troy (Nov. 20)

All-time games in Rupp Arena: One  
UK record in Rupp vs. Troy: 1-0  
Last time in Rupp Arena: UK, 70-62 (11/20/17)

### Fort Wayne (Nov. 22)

All-time games in Rupp Arena: One  
UK record in Rupp vs. Fort Wayne: 1-0  
Last time in Rupp Arena: UK, 86-67 (11/22/17)

### UIC (Nov. 26)

All-time games in Rupp Arena: One  
UK record in Rupp vs. UIC: 1-0  
Last time in Rupp Arena: UK, 107-73 (11/26/17)

### Harvard (Dec. 2)

All-time games in Rupp Arena: One  
UK record in Rupp vs. Harvard: 1-0  
Last time in Rupp Arena: UK, 79-70 (12/26/17)

### Virginia Tech (Dec. 16)

All-time games in Rupp Arena: One  
UK record in Rupp vs. Virginia Tech: 1-0  
Last time in Rupp Arena: UK, 93-86 (12/16/17)

### Louisville (Dec. 29)

All-time games in Rupp Arena: 19  
UK record in Rupp vs. UofL: 15-4  
Last time in Rupp Arena: UK, 90-61 (12/27/17)

### Georgia (Dec. 31)

All-time games in Rupp Arena: 40  
UK record in Rupp vs. UGA: 36-4  
Last time in Rupp Arena: UK, 66-61 (12/31/17)

### Texas A&M (Jan. 9)

All-time games in Rupp Arena: Five  
UK record in Rupp vs. TAMU: 3-2  
Last time in Rupp Arena: UK, 74-73 (1/9/18)

### Florida (Jan. 20)

All-time games in Rupp Arena: 42  
UK record in Rupp vs. UF: 34-8  
Last time in Rupp Arena: UK, 66-64 (1/20/18)

### Mississippi State (Jan. 23)

All-time games in Rupp Arena: 29  
UK record in Rupp vs. MSU: 27-2  
Last time in Rupp Arena: UK, 78-65 (1/23/18)

### Vanderbilt (Jan. 30)

All-time games in Rupp Arena: 40  
UK record in Rupp vs. VU: 38-2  
Last time in Rupp Arena: UK, 83-81<sup>ot</sup> (1/30/18)

### Tennessee (Feb. 6)

All-time games in Rupp Arena: 42  
UK record in Rupp vs. UT: 37-5  
Last time in Rupp Arena: UT, 61-59 (2/6/18)

### Alabama (Feb. 17)

All-time games in Rupp Arena: 30  
UK record in Rupp vs. UA: 24-6  
Last time in Rupp Arena: UK, 78-53 (2/23/16)

### Missouri (Feb. 24)

All-time games in Rupp Arena: Three  
UK record in Rupp vs. Mizzou: 3-0  
Last time in Rupp Arena: UK, 88-54 (1/27/16)

### Ole Miss (Feb. 28)

All-time games in Rupp Arena: 30  
UK record in Rupp vs. OM: 29-2  
Last time in Rupp Arena: UK, 83-61 (1/2/16)



# COACH CALIPARI

## UK vs. AP Ranked Foes Under Cal

### In John Calipari Era (2009-Present)

#### 51-25

vs. No. 15 Tennessee	Feb. 6, 2018	L, 61-59
at No. 7 West Virginia	Jan. 27, 2018	W, 83-76
at No. 23 Tennessee	Jan. 6, 2018	L, 76-65
vs. No. 4 Kansas (Chicago)	Nov. 14, 2017	L, 65-61
vs. No. 5 North Carolina (NCAA)	March 26, 2017	L, 75-73
vs. No. 8 UCLA (NCAA)	March 24, 2017	W, 86-75
vs. No. 19 Wichita St. (NCAA)	March 19, 2017	W, 65-62
vs. No. 13 Florida	Feb. 25, 2017	W, 76-66
at No. 24 Florida	Feb. 4, 2017	L, 88-66
vs. No. 2 Kansas	Jan. 28, 2017	L, 79-73
vs. No. 24 South Carolina	Jan. 21, 2017	W, 85-69
at No. 10 Louisville	Dec. 21, 2016	L, 73-70
vs. No. 7 North Carolina (Las Vegas)	Dec. 17, 2016	W, 103-100
vs. No. 11 UCLA	Dec. 3, 2016	L, 97-92
vs. No. 13 Michigan St. (New York)	Nov. 15, 2016	W, 69-48
vs. No. 14 Indiana	March 19, 2016	L, 73-67
vs. No. 17 Texas A&M (SECT)	March 13, 2016	W, 82-77
at No. 4 Kansas	Jan. 30, 2016	L, 90-84
vs. No. 16 Louisville	Dec. 27, 2015	W, 75-73
vs. No. 5 Duke (Chicago)	Nov. 17, 2015	W, 74-63
vs. No. 3 Wisconsin (NCAA)	April 4, 2015	L, 71-64
vs. No. 8 Notre Dame (NCAA)	March 28, 2015	W, 68-66
vs. No. 20 W. Virginia (NCAA)	March 26, 2015	W, 78-39
vs. No. 21 Arkansas (SECT)	March 15, 2015	W, 78-63
vs. No. 18 Arkansas	Feb. 28, 2015	W, 84-67
at No. 4 Louisville	Dec. 27, 2014	W, 85-50
vs. No. 21 North Carolina	Dec. 13, 2014	W, 84-70
vs. No. 6 Texas	Dec. 5, 2014	W, 63-51
vs. No. 5 Kansas (Indianapolis)	Nov. 18, 2014	W, 72-40
vs. No. 18 UConn (NCAA)	April 7, 2014	L, 60-54
vs. No. 12 Wisconsin (NCAA)	April 5, 2014	W, 74-73
vs. No. 7 Michigan (NCAA)	March 30, 2014	W, 75-72
vs. No. 5 Louisville (NCAA)	March 28, 2014	W, 74-69
vs. No. 2 Michigan St. (NCAA)	March 23, 2014	W, 78-76
vs. No. 1 Florida (SECT)	March 16, 2014	L, 61-60
at No. 1 Florida	March 8, 2014	L, 84-65
vs. No. 3 Florida	Feb. 15, 2014	L, 69-59
vs. No. 4 Louisville	Dec. 28, 2013	W, 73-66
at No. 18 North Carolina	Dec. 14, 2013	L, 82-77
vs. No. 20 Baylor (Dallas)	Dec. 6, 2013	L, 67-62
vs. No. 2 Michigan St. (Chicago)	Nov. 12, 2013	L, 78-74
vs. No. 11 Florida	March 9, 2013	W, 61-57
at No. 7 Florida	Feb. 12, 2013	L, 69-52
at No. 16 Ole Miss	Jan. 29, 2013	W, 87-74
at No. 4 Louisville	Dec. 29, 2012	L, 80-77
vs. No. 9 Duke (Atlanta)	Nov. 13, 2012	L, 75-68
vs. No. 6 Kansas (NCAA)	April 2, 2012	W, 67-59
vs. No. 17 Louisville (NCAA)	March 31, 2012	W, 69-61
vs. No. 9 Baylor (NCAA)	March 25, 2012	W, 82-70
vs. No. 16 Indiana (NCAA)	March 23, 2012	W, 87-71
vs. No. 22 Florida	March 10, 2012	W, 74-71
at No. 16 Florida	March 4, 2012	W, 74-59
vs. No. 8 Florida	Feb. 7, 2012	W, 78-58
vs. No. 4 Louisville	Dec. 31, 2011	W, 69-62
vs. No. 5 North Carolina	Dec. 3, 2011	W, 73-72
vs. No. 12 Kansas (New York)	Nov. 15, 2011	W, 75-65
vs. No. 9 UConn (NCAA)	April 2, 2011	L, 56-55
vs. No. 7 N. Carolina (NCAA)	March 27, 2011	W, 76-69
vs. No. 1 Ohio State (NCAA)	March 25, 2011	W, 62-60
vs. No. 22 W. Virginia (NCAA)	March 19, 2011	W, 71-63
vs. No. 12 Florida (SECT)	March 13, 2011	W, 70-54
vs. No. 21 Vanderbilt	March 1, 2011	W, 68-66
vs. No. 13 Florida	Feb. 26, 2011	W, 76-68
at No. 21 Vanderbilt	Feb. 12, 2011	L, 81-77
at No. 22 Louisville	Dec. 31, 2010	W, 78-63
vs. No. 23 N. Dame (Louisville)	Dec. 8, 2010	W, 72-58
vs. No. 13 Washington (Maui)	Nov. 23, 2010	W, 74-67
vs. No. 6 W. Virginia (NCAA)	March 27, 2010	L, 73-66
vs. No. 15 Tennessee (SECT)	March 13, 2010	W, 74-45
at No. 19 Tennessee	Feb. 27, 2010	L, 74-65
at No. 17 Vanderbilt	Feb. 20, 2010	W, 58-56
vs. No. 12 Tennessee	Feb. 13, 2010	W, 73-62
vs. No. 25 Ole Miss	Feb. 2, 2010	W, 85-75
vs. No. 21 Vanderbilt	Jan. 30, 2010	W, 85-72
vs. No. 14 UConn (New York)	Dec. 9, 2009	W, 64-61
vs. No. 10 North Carolina	Dec. 5, 2009	W, 68-66

### Calipari's Record at UK vs:

vs. No. 1	1-2
vs. Top 3	2-6
vs. Top 5	9-10
vs. Top 10	20-15
vs. Top 15	31-18
vs. Top 20	41-22
vs. Top 25	51-25
Home	18-4
Away	6-10
Neutral	27-11
SEC Tourney	4-1
NCAA Tourney	15-6

### Another Milestone Reached: 700 Victories

With Kentucky's win over UIC on Nov. 26, 2017, John Calipari became just the 39th coach to reach 700 on-court wins, regardless of classification. Only 27 coaches have done it with at least 10 seasons at the Division I level.

Calipari became the fourth-fastest coach to 700 on-court wins ever. Only Adolph Rupp (836 games), Jerry Tarkanian (876 games) and Roy Williams (879 games) did it faster.

### Moving Up the Kentucky Career Wins List

With a 78-65 victory vs. Mississippi State on Jan. 23, John Calipari notched his 264th career win at Kentucky, moving him past Tubby Smith, who finished his UK career with a 263-83 mark. Calipari trails only the legendary Adolph Rupp (876 wins) and Joe B. Hall (297) for most wins at Kentucky.

Although he's still climbing the charts, he's doing it faster than anyone else in school history. With a thrilling 75-73 victory over rival Louisville on Dec. 26, 2015, John Calipari captured his 200th career win at Kentucky faster than any coach in UK history -- and nearly faster than anyone has ever done it at any school.

Calipari reached the 200-win plateau in his 240th career game at Kentucky. Rick Pitino, previously the fastest to 200 wins at UK prior to Calipari, didn't capture his 200th Wildcat win until his 249th game. Rupp reached 200 during his 250th game.

Not only did Calipari reach the 200-win mark in record pace at Kentucky, he also nearly set the all-time Division I mark. With the win over U of L, he became the second-fastest Division I men's basketball coach to reach 200 victories at a single school, behind only LIU-Brooklyn's Clair Bee, who achieved the feat in 231 games.

Calipari is one of just 11 head coaches in Division I men's basketball history with at least 200 victories at two different schools and just the fifth coach at Kentucky to reach the 200-win plateau. He's currently the only coach in NCAA history with at least 189 victories at three different schools.

Calipari reached his 250th career win at Kentucky with a 73-63 come-from-behind victory vs. Utah Valley for the 2017-18 season opener. Calipari reached 250 wins at UK faster than any other Wildcat coach. It took Rupp 312 games to reach 250 wins, whereas it took Calipari just 303.

### First-Ballot Hall of Famer

Kentucky men's basketball coach John Calipari joined basketball's fraternity of legends in September 2015 after being elected to the Naismith Memorial Basketball Hall of Fame on the first ballot.

Calipari joined an elite group of basketball players and coaches in the Naismith Hall of Fame, considered to be one of the ultimate honors in the sport. The Class of 2015 included Calipari, Dick Bevetta, Wildcat Louie Dampier, Lindsay Gaze, Tom Heinsohn, John Isaacs, Spencer Haywood, Lisa Leslie, Dikembe Mutombo, George Raveling and Jojo White.

### Calipari in Elite Company with Conference Championships

Kentucky men's basketball coach John Calipari added another first to his Hall of Fame career in 2017.

When Kentucky clinched at least a share of the 2017 Southeastern Conference championship by beating Vanderbilt on Feb. 28, 2017, he made history as a head coach. Calipari is the first NCAA Division I coach to lead three different programs (UMass, Memphis, Kentucky) to five on-court regular-season league titles five different times. He won the Atlantic 10 at the helm of UMass in 1992, 93, 94, 95 and 96. Memphis claimed the Conference USA crown in 2004, 06, 07, 08 and 09. Kentucky has captured the SEC five times in 2010, 12, 15, 16 and 17.

Perhaps more impressive is that Calipari has 29 combined regular-season and tournament championships. That trails only Mark Few of Gonzaga (30 titles) among all active coaches. All-time, Calipari trails only the great Adolph Rupp (41), Dean Smith (30) and Few.

### There's No Place Like Home

Since the 2000-01 season, John Calipari-coached teams have posted a 300-27 (.917) record at home. At UK, Coach Cal is 147-8 (.948) in Rupp Arena.

In five of Calipari's eight full seasons at Kentucky, the Wildcats have posted an undefeated record at home, including a school-record 19-0 mark during the 2014-15 season.

Calipari owns both of UK's longest winning streaks in the arena. He began his career at UK with a 54-game winning streak at Rupp Arena. It was the longest winning streak since the arena opened in 1976. With a win over Georgia on Feb. 9, 2016, he secured the second-longest streak in the storied building at 34 games (which ended at 42).

Coach	Streak (Yrs)
1. John Calipari	54 (2010-13)
2. John Calipari	42 (2014-17)
3. Rick Pitino	33 (1992-94)
4. Joe B. Hall	30 (1981-82)
5. Rick Pitino	27 (1995-97)

### Life Away From Home Isn't So Bad Either

As good as John Calipari's team's have been at home, they're nearly as good in hostile environments on the road. Dating back to the 2005-06 season, Calipari has recorded an 91-41 (.689) record on the road.

At neutral-site venues, Kentucky is 67-16 all-time under Calipari.

### Calipari at No. 1

John Calipari is one of just two coaches (Frank McGuire) to lead three programs to a No. 1 ranking. With UK's No. 1 ranking in 2016-17, Calipari has guided six of his last eight and seven of his last 10 teams to the No. 1 ranking (and the ninth time he's done it overall).

When Coach Cal's teams have been at the top, they've been difficult to knock off:

- Calipari is 110-12 (.902) as the top-ranked Associated Press Top 25 coach in the country
- He's 69-7 (.908) when his team is at the top of the AP Top 25 as UK's head coach
- Calipari tallied a 32-4 mark at UMass when the Minutemen were No. 1 and he was 9-1 at Memphis when he had the Tigers at the pinnacle of the rankings

## AHEAD OF THE BARON OF THE BLUEGRASS

• Legendary coach Adolph Rupp won 876 career games while he was the coach of UK. He also led Kentucky to five NCAA titles during his 41-year tenure.

• John Calipari is ahead of the pace set by the legend as far as victories to begin his career at UK. Also, Calipari (.813) is only slightly behind Rupp (.822) in total UK career winning percentage.

Coach	Games	Record	Next Game (328th Game)
John Calipari	327	266-61	at Auburn (Feb. 14)
Adolph Rupp	327	263-64	def. Ohio 57-48 (Jan. 5, 1946)
Tubby Smith	327	253-74	def. Auburn 84-57 (Jan. 10, 2007)
Joe B. Hall	327	248-79	lost to LSU 74-60 (March 5, 1983)
Rick Pitino	270	220-50	End of UK coaching career at 270th game



# COACH CALIPARI

## UK vs. AP Ranked Foes Under Cal

### Record as AP Top-Ranked Coach Since 2009-10

Coach	Schools	Records
1. John Calipari	Kentucky	69-7
2. Mike Krzyzewski	Duke	39-6
3. Bill Self	Kansas	39-7
4. Jay Wright	Villanova	28-6
5. Jim Boeheim	Syracuse	15-4
6. Tom Crean	Indiana	14-3
7. Thad Matta	Ohio State	13-2
8. Sean Miller	Arizona	12-1
9. Billy Donovan	Florida	11-1
10. Mark Few	Gonzaga	10-2

### Record as AP Top-Ranked Coach Active

Coach	Schools	Records
1. Mike Krzyzewski	Duke	205-30
2. John Calipari	UK, Memphis, UMass	110-12
3. Roy Williams	UNC, Kansas	95-18
4. Bill Self	Kansas	41-8
5. Bruce Weber	Illinois	30-2
6. Jay Wright	Villanova	28-6
7. Jim Boeheim	Syracuse	24-5
8. Thad Matta	Ohio State	22-3
9. Bob Huggins	Cincinnati	20-4
10. Tom Crean	Indiana	14-3

through games on Feb. 10, 2018

## All-Time Calipari Draft Picks

Player (School)	Round	Year (Overall)
Bam Adebayo (UK)	First	2017 (14)
Eric Bledsoe (UK)	First	2010 (18)
Devin Booker (UK)	First	2015 (13)
Antonio Burks (MEM)	Second	2004 (36)
Marcus Camby (UMASS)	First	1996 (2)
Rodney Carney (MEM)	First	2006 (16)
DeMarcus Cousins (UK)	First	2010 (5)
Willie Cauley-Stein (UK)	First	2015 (6)
Anthony Davis (UK)	First	2012 (1)
Joey Dorsey (MEM)	Second	2008 (33)
C. Douglas-Roberts (MEM)	Second	2008 (40)
Robert Dozier (MEM)	Second	2009 (60)
Tyreke Evans (MEM)	First	2009 (4)
De'Aaron Fox (UK)	First	2017 (5)
Archie Goodwin (UK)	First	2013 (29)
Josh Harrellson (UK)	Second	2011 (45)
Andrew Harrison (UK)	Second	2015 (44)
Dakari Johnson (UK)	Second	2015 (48)
Terrence Jones (UK)	First	2012 (18)
Enes Kanter (UK)	First	2011 (3)
Michael Kidd-Gilchrist	First	2012 (2)
Brandon Knight (UK)	First	2011 (8)
Skal Labissiere (UK)	First	2016 (28)
Doron Lamb (UK)	Second	2012 (42)
DeAndre Liggins (UK)	Second	2011 (53)
Trey Lyles (UK)	First	2015 (12)
Darius Miller (UK)	Second	2012 (46)
Malik Monk (UK)	First	2017 (11)
Jamal Murray (UK)	First	2016 (7)
Nerlens Noel (UK)	First	2013 (6)
Daniel Orton (UK)	First	2010 (29)
Patrick Patterson (UK)	First	2010 (14)
Julius Randle (UK)	First	2014 (7)
Lou Roe (UMass)	Second	1995 (30)
Derrick Rose (MEM)	First	2008 (1)
Marquis Teague (UK)	First	2012 (29)
Karl-Anthony Towns (UK)	First	2015 (1)
Tyler Ulis (UK)	Second	2016 (34)
Dajuan Wagner (MEM)	First	2002 (6)
John Wall (UK)	First	2010 (1)
Shawne Williams (MEM)	First	2006 (17)
James Young (UK)	First	2014 (17)

- Through games on Dec. 29, Calipari (110) trails only Duke's Mike Krzyzewski (205) in active coaches with victories at No. 1
- Calipari has coached 122 career games as a No. 1 team, the fourth most in NCAA history, trailing Krzyzewski (235), John Wooden (228) and Adolph Rupp (131)
- Among coaches who have owned a No. 1 ranking in at least 119 games, Calipari's winning percentage of .902 trails only Wooden (.952) and is ahead of active coach Krzyzewski (.872)

## Calipari Unrivaled in Conference

John Calipari has won 15 league regular-season championships (including the 2010, 2012, 2015, 2016 and 2017 SEC championships) eight more than the next-closest coach in the SEC (Ben Howland has seven conference titles). With a 2017 SEC Tournament championship -- Calipari's third straight and fifth at UK -- he owns 14 conference tournament titles, nine more than his closest competitor (Howland).

He's tallied a 325-99 (.767) all-time record within conference play as a head coach and owns a 117-33 (.780) record since joining the SEC.

## 30 is the new 20

With a road win at Alabama on Feb. 11, John Calipari notched his 23rd consecutive season of 20 or more on-court wins as a collegiate head coach. He leads all active coaches with that streak, ahead of Mike Krzyzewski (21), Bill Self (19) and Jim Boeheim (17).

With a first-round win over Northern Kentucky in the 2017 NCAA Tournament, Calipari and the Cats clinched a 30-win season for the fourth time in his eight seasons as head coach. Calipari has 10 seasons with 30 or more on-court wins. Only Krzyzewski (13) and Roy Williams (11) have more 30-win seasons as an active head coach. Calipari is the first coach in NCAA Division I history to record five straight on-court 30-win seasons, notching 30 wins in consecutive seasons from 2005-06 to 2009-10.

## The Success Rate

John Calipari has graduated 100 percent of the players (17 of 17) who have been eligible to receive their diploma by the end of their senior years and exhausted their athletic eligibility. Of that group, Patrick Patterson, Jarrod Polson and Alex Poythress completed their degrees in three years.

In the NCAA's Academic Progress Rate, which measures eligibility, retention and graduation, UK has posted a single-year Academic Progress Rate of 977 or higher in every season under Calipari, including a perfect 1,000 in the last four single-year reports. Kentucky's four-year composite score in the most recent report, which was released in May, was a 1,000, earning the team an NCAA academic award for the third year in a row for finishing in the top 10 percent of Division I men's basketball programs.

Under Calipari, the Wildcats routinely post a 3.0 grade-point average or better.

## Dream Maker

As someone who prides himself on helping young men reach their dreams, Coach Cal has helped 42 players get selected in the NBA Draft during his college coaching career, including 31 over his first eight seasons at Kentucky, which is more than any other coach.

- Four No. 1 overall selections (Derrick Rose, John Wall, Anthony Davis and Karl-Anthony Towns) during the nine drafts from 2008 to 2016. No other coach has more than two No. 1 picks
- In 2010, five of his UK players were selected in the first round for the first time in NBA history

## UK Collegiate Awards Under Calipari

All-America Honors	All-SEC	NCAA Regional Tournament
DeMarcus Cousins (2010)	D. Cousins (2010) 1st (Coaches/AP)	DeMarcus Cousins 2010
AP (1), NABC (2), USBWA (2), SN (2)	P. Patterson (2010) 1st (Coaches/2nd AP)	John Wall 2010
John Wall (2010)	John Wall (2010) 1st (Coaches/AP)	Josh Harrellson 2011
AP (1), NABC (2), USBWA (2), SN (2)	T. Jones (2011) 1st (Coaches/AP)	B. Knight (MVP) 2011
Anthony Davis (2012)	B. Knight (2011) 1st (Coaches/2nd AP)	DeAndre Liggins 2011
AP (1), NABC (2), USBWA (2), SN (2)	Anthony Davis (2012) 1st (Coaches/AP)	M. Kidd-Gilchrist (MVP) 2012
Michael Kidd-Gilchrist (2012)	M. Kidd-Gilchrist (2012) 1st (Coaches/AP)	Anthony Davis 2012
AP (3), USBWA (2), NABC (3), SN (2)	T. Jones (2012) 2nd (Coaches/AP)	Doron Lamb 2012
Julius Randle (2014)	Doron Lamb (2012) 2nd (Coaches)	Aaron Harrison 2014
NABC (3)	Nerlens Noel (2013) 1st (Coaches/AP)	Marcus Lee 2014
Willie Cauley-Stein (2015)	Julius Randle (2014) 1st (Coaches/AP)	Julius Randle (MVP) 2014
NABC (1), USBWA (1), SN (1)	James Young (2014) 2nd (Coaches)	Willie Cauley-Stein 2015
Karl-Anthony Towns (2015) SN (3)	Devin Booker (2015) 2nd (Coaches)	Andrew Harrison 2015
Tyler Ulis (2016)	W. Cauley-Stein (2015) 1st (Coaches/AP)	K. Towns (MVP) 2015
AP (1), SN (1), USBWA (2), NABC (2)	Aa. Harrison (2015) 2nd (Coaches/AP)	De'Aaron Fox 2017
Malik Monk (2017)	K. Towns (2015) 1st (Coaches/AP)	Isaac Humphries 2017
SN (2), USBWA (2), NABC (2), AP (2)	Tyler Ulis (2016) 1st (Coaches/AP)	
SEC Player of the Year	Jamal Murray (2016) 1st (Coaches/AP)	<b>SEC All-Tournament Team</b>
John Wall 2010 (Coaches/AP)	Malik Monk (2017) 1st (Coaches/AP)	John Wall 2010
Anthony Davis 2012 (Coaches/AP)	De'Aaron Fox (2017) 1st (Coaches/AP)	Eric Bledsoe 2010
Tyler Ulis 2016 (Coaches/AP)	Bam Adebayo (2017) 2nd (Coaches/AP)	DeMarcus Cousins 2010
Malik Monk 2017 (AP)		Darius Miller 2011
SEC Defensive Player of the Year	<b>All-SEC Defensive Team</b>	Brandon Knight 2011
Anthony Davis 2012 (Coaches)	Patrick Patterson 2010	Josh Harrellson 2011
Nerlens Noel 2013 (Coaches)	DeAndre Liggins 2011	Anthony Davis 2012
Willie Cauley-Stein 2015 (Coaches)	Anthony Davis 2012	Terrence Jones 2012
Tyler Ulis 2016 (Coaches)	Michael Kidd-Gilchrist 2012	Aaron Harrison 2014
SEC Freshman (Coaches)/Newcomer (AP) of the Year	Nerlens Noel 2013	Julius Randle 2014
DeMarcus Cousins 2010 (Coaches)	Willie Cauley-Stein 2013	Willie Cauley-Stein 2015
John Wall 2010 (AP)	Willie Cauley-Stein 2015	Aaron Harrison 2015
Terrence Jones 2011 (Coaches/AP)	Tyler Ulis 2016	Andrew Harrison 2015
Anthony Davis 2012 (Coaches/AP)	<b>Coaches' All-SEC Freshman Team</b>	Jamal Murray 2016
Nerlens Noel 2013 (Coaches/AP)	Eric Bledsoe 2010	Tyler Ulis 2016
Julius Randle 2014 (Coaches/AP)	DeMarcus Cousins 2010	Bam Adebayo 2017
Karl-Anthony Towns 2015 (Coaches/AP)	John Wall 2010	De'Aaron Fox 2017
Malik Monk 2017 (Coaches/AP)	Brandon Knight 2011	Dominique Hawkins 2017
SEC Sixth Man of the Year	Terrence Jones 2011	
Darius Miller 2012 (Coaches)	Doron Lamb 2011	<b>SEC Tournament MVP</b>
Kyle Wiltjer 2013 (Coaches)	Anthony Davis 2012	John Wall 2010
Devin Booker 2015 (Coaches)	Michael Kidd-Gilchrist 2012	Darius Miller 2011
CoSIDA Academic All-America	Willie Cauley-Stein 2013	Willie Cauley-Stein 2015
Alex Poythress (2nd) 2016	Archie Goodwin 2013	Tyler Ulis 2016
	Nerlens Noel 2013	De'Aaron Fox 2017
	Alex Poythress 2013	
	Julius Randle 2014	
	James Young 2014	
	Devin Booker 2015	
	Trey Lyles 2015	
	Karl-Anthony Towns 2015	
	Tyler Ulis 2015	
	Jamal Murray 2016	
	Malik Monk 2017	
	De'Aaron Fox 2017	
	Bam Adebayo 2017	
	<b>NCAA Final Four Team</b>	
	Anthony Davis (MVP) 2012	
	Michael Kidd-Gilchrist 2012	
	Doron Lamb 2012	
	Julius Randle 2014	
	James Young 2014	







# COACH CALIPARI

A “players-first” coach with a penchant for helping people reach their dreams, John Calipari, a Naismith Memorial Basketball Hall of Famer, has guided six teams to the Final Four, led one to a national championship and helped 42 players get selected in the NBA Draft during his 25-year college coaching career.

Calipari guided Kentucky to its eighth national championship and his first national title in 2012. In becoming only the second coach in NCAA history to lead three different schools to the Final Four, he has racked up more than 600 victories, 18 NCAA Tournament appearances, six Final Fours and numerous national coach of the year honors.

In 2015, Coach Cal led college basketball’s first ever 38-0 team, and became one of just three coaches to make four Final Fours in a five-year span. At the end of the season, Calipari became the 96th coach to join the Naismith Memorial Basketball Hall of Fame.

While building a program out of obscurity at Massachusetts, laying the foundation at Memphis and restoring luster at the sport’s greatest program at Kentucky, he has totaled the second-most wins in NCAA history in the first 20 years of a college coaching career.

Quite honestly, though, Calipari’s on-court success overshadows a much more significant picture.

In his goal to lead a players-first program, he has helped 42 players realize their dreams and guide them to NBA Draft selections, including a record five first-round draft picks in 2010. Two years later, six Wildcats heard their names called at the 2012 draft, the most in the two-round draft era. UK, with Calipari’s help, would tie those six picks again in 2015, including a record-tying four lottery selections. His four No. 1 overall picks are twice as many as any other coach, and he’s had 31 players drafted during his first eight years at Kentucky, including 24 first-round picks.

Calipari’s players have entered the league NBA-ready. He’s coached an MVP, four All-NBA players, three Rookie of the Year winners, and 10 players from Calipari’s first six teams at Kentucky have made the NBA All-Rookie teams.

Much like he did at UMass, where his players graduated at nearly 80 percent, Calipari has stressed academics. Fifteen of his last 18 seniors at Memphis earned their bachelor’s degrees, and all 17 players at UK who were eligible to graduate by the end of their senior years walked away with a diploma in hand, including three players who earned their degree in just three years. Calipari’s teams routinely have posted a combined team grade-point averages of 3.0 or better.

His foundation, The Calipari Foundation, has raised millions of dollars to help the lives of those in need in the Commonwealth and across the country. In 2010, he used a telethon to raise more than \$1 million for victims of the devastating earthquake in Haiti. He organized another one in 2012 for victims of Superstorm Sandy and another one in 2017 for victims of Hurricane Harvey.

In 2013, Calipari came up with the idea of hosting an annual alumni weekend around his basketball fantasy experience with the intent to raise money for charity. After generating \$350,000 for selected organizations and charities during the inaugural game, the weekend (the game and the fantasy experience) has generated more than \$1 million for charity every year since, including in 2014 without the funds from an alumni game and 2016 with a celebrity softball game in place of the traditional basketball game.

In 2017, Coach Cal was named the head coach of the 2017 USA Basketball Men’s U19 World Cup Team, which finished third at the 2017 FIBA U19 World Cup in Cairo.

Author of five books, including the New York Times Best Seller “Players First: Coaching from the Inside Out,” Calipari is a master of communication and maximizing talent. He lives by the motto that “it’s never a matter of how far you have fallen, but instead it’s about how high you bounce back.”



## BIOGRAPHICAL INFORMATION

**Date of Birth:** Feb. 10, 1959 | **Wife:** Ellen  
**Children:** Erin, Megan, Brad

### Education

Clarion State (1982)

### Head Coaching Experience

University of Massachusetts (1989-96)

New Jersey Nets (NBA) (1997-99)

University of Memphis (2001-09)

**University of Kentucky (2010-present)**

## COACHING AWARDS

- 2015 Naismith Memorial Basketball Hall of Fame Inductee
- 2015 AP National Coach of the Year
- 2015 Naismith National Coach of the Year
- 2015 NABC National Coach of the Year
- 2015 The Sporting News National Coach of the Year
- 2015 Adolph Rupp National Coach of the Year
- 2015 SEC Coach of the Year (AP/Coaches)
- 2015 USBWA District IV Coach of the Year
- 2012 Nell & John Wooden Coach of the Year Leadership Award
- 2012 Naismith National Coach of the Year Finalist
- 2012 SEC Coach of the Year (AP/Coaches)
- 2010 Adolph Rupp National Coach of the Year
- 2010 Naismith National Coach of the Year Finalist
- 2010 SEC Coach of the Year (AP)
- 2010 *Sporting News* SEC Coach of the Year
- 2010 Yahoo! Sports SEC Coach of the Year
- 2010 USBWA District IV Coach of the Year
- 2009 NABC National Co-Coach of the Year
- 2009 *Sports Illustrated* National Coach of the Year
- 2009 Phelan National Coach of the Year
- 2009 Iba National Coach of the Year Finalist
- 2009 C-USA Coach of the Year
- 2008 Naismith National Coach of the Year
- 2008 C-USA Coach of the Year
- 2008 Iba National Coach of the Year Finalist
- 2008 Phelan National Coach of the Year Finalist
- 2007 Phelan National Coach of the Year Finalist
- 2007 USBWA District IV Coach of the Year
- 2007 *Basketball Times* South Region Coach of the Year
- 2006 C-USA Coach of the Year
- 2004 NABC District 7 Coach of the Year
- 1996 Naismith National Coach of the Year
- 1996 NABC National Coach of the Year
- 1996 *The Sporting News* National Coach of the Year
- 1996 Atlantic 10 Coach of the Year
- 1995 Naismith National Coach of the Year Finalist
- 1994 Naismith National Coach of the Year Finalist
- 1994 Atlantic 10 Coach of the Year
- 1993 USBWA District I Coach of the Year
- 1993 Atlantic 10 Coach of the Year
- 1992 Eastern Basketball Coach of the Year



## NCAA DIVISION I ACTIVE WINNINGEST COACHES

(On-Court By Percentage - Min. 10 yrs. at Division I level)

NO.	COACH/TEAM	YRS.	PCT.
1.	Mark Few/Gonzaga	18	.817
2.	Roy Williams/UNC	29	.791
3.	<b>John Calipari/Kentucky</b>	<b>25</b>	<b>.782</b>
4.	Mike Krzyzewski/Duke	42	.764
5.	Bill Self/Kansas	24	.763

\*numbers going into the 2017-18 season

## SINCE 2005-06 ...

Since the 2005-06 season, John Calipari's on-court record ranks him as the winningest coach. Totals through Feb. 10, 2018.

COACH	RECORD
1. John Calipari	403-75
2. Bill Self	388-77
3. Mike Krzyzewski	369-89
4. Mark Few	367-80
5. Roy Williams	365-107

## MISCELLANEOUS ON-COURT RECORDS

Overall On-Court Record: .....711-201 (.780)  
 March/April Record: .....152-42 (.784)  
 NCAA Record: .....51-17 (.750)  
 Record in Conference Games: .....325-99 (.767)  
 Record in Conference Tournament: .....53-12 (.815)

- Calipari owns the most single-season wins with 38, tying his own record (Memphis in '08 and UK in '12) in 2016 with 38 wins
- Calipari is one of two coaches (Roy Williams) in NCAA Division I history to have 400 or more wins in the first 16 years as a head coach. Calipari had 416 wins in his first 16 years
- Calipari is the winningest coach in NCAA Division I history for a five-year span with 173 victories (2008-12)
- Calipari is the first coach in NCAA Division I history to record five straight on-court 30-win seasons. Memphis hit the 30-win plateau from 2006-09
- Calipari is one of only two coaches (Rick Pitino) to lead three different schools to a Final Four
- Calipari is one of only three coaches (John Wooden, Mike Krzyzewski) to go to four Final Fours in five seasons
- Calipari started with a 54-0 record in Rupp Arena as head coach of the Wildcats
- Calipari has 31 players that have been chosen in the NBA Draft (24 first-round picks) over the last eight seasons
- Calipari has more wins (327) in a 10-year period (2006-15) than any other coach in college basketball history
- Calipari is the second-fastest Division I men's basketball coach to reach 200 victories at a single school, behind only LIU-Brooklyn's Claire Bee
- Calipari's 29 combined regular season and tournament league titles trail only Mark Few of Gonzaga for the most among active coaches
- Calipari became the fourth-fastest coach to 700 on-court wins, behind only Adolph Rupp, Jerry Tarkanian and Roy Williams
- Calipari has the third-most wins in school history, behind only Adolph Rupp and Joe B. Hall

## CAL IN CONFERENCE

SEC COACHES	CONFERENCE	Tournament	Conference
	CHAMPIONSHIPS	Championships	Coach of the Year
Avery Johnson, Alabama	0	0	0
Mike Anderson, Arkansas	1	1	1
Bruce Pearl, Auburn	7	2	7
Michael White, Florida	3	0	3
Mark Fox, Georgia	4	0	3
<b>John Calipari, Kentucky</b>	<b>15</b>	<b>14</b>	<b>9</b>
Will Wade, LSU	0	0	1
Cuonzo Martin, Missouri	1	0	1
Andy Kennedy, Ole Miss	0	1	2
Ben Howland, Mississippi State	7	5	3
Frank Martin, South Carolina	0	0	1
Rick Barnes, Tennessee	3	1	5
Billy Kennedy, Texas A&M	5	2	4
Bryce Drew, Vanderbilt	4	2	3
<b>TOTALS</b>	<b>50</b>	<b>28</b>	<b>43</b>

## CALIPARI VS. ALL OPPONENTS

Alabama ..... 13-3	George Mason ..... 1-0	Montana State ..... 1-0	St. Bonaventure ..... 17-1
Albany ..... 1-0	George Washington ..... 8-9	Morehead State ..... 2-0	St. John's ..... 1-0
Arizona ..... 1-1	Georgetown ..... 2-1	Murray State ..... 1-0	St. Joseph's ..... 15-5
Arizona State ..... 2-1	Georgia ..... 15-2	Nevada ..... 1-0	St. Mary's ..... 1-0
Arkansas ..... 10-6	Georgia Tech ..... 1-1	New Hampshire ..... 5-0	St. Peter's ..... 1-0
Arkansas-Little Rock ..... 3-0	Gonzaga ..... 4-0	New Mexico ..... 1-0	Stanford ..... 3-2
Arkansas-Pine Bluff ..... 1-0	Grand Canyon ..... 1-0	New Orleans ..... 1-0	Stephen F. Austin ..... 1-0
Arkansas State ..... 4-0	Hampton ..... 1-0	NJIT ..... 1-0	Stony Brook ..... 1-0
Auburn ..... 9-1	Hartford ..... 2-0	North Carolina ..... 6-3	Syracuse ..... 3-2
Austin Peay ..... 6-1	Harvard ..... 2-0	North Carolina State ..... 1-0	TCU ..... 7-1
Baylor ..... 1-2	Hofstra ..... 1-0	North Texas ..... 1-0	Temple ..... 13-11
Belmont ..... 2-0	Holy Cross ..... 4-1	Northeastern ..... 3-1	Tennessee ..... 14-9
Boise State ..... 1-0	Houston ..... 16-3	Northern Kentucky ..... 2-0	Tennessee Tech ..... 1-0
Boston ..... 7-1	Howard ..... 1-0	Northwestern State ..... 1-0	Texas ..... 2-2
Boston College ..... 2-0	Illinois ..... 1-1	Notre Dame ..... 2-1	Texas A&M ..... 8-3
Bradley ..... 1-0	Illinois State ..... 1-0	Oakland ..... 1-0	Towson State ..... 1-0
Bucknell ..... 1-0	Indiana ..... 3-2	Ohio State ..... 1-2	Troy ..... 1-0
Buffalo ..... 2-0	Iowa ..... 0-1	Oklahoma ..... 5-1	Tulane ..... 16-0
BYU ..... 1-0	Iowa State ..... 2-0	Oklahoma State ..... 0-2	Tulsa ..... 11-1
Cal State Northridge ..... 1-0	Jackson State ..... 2-0	Old Dominion ..... 2-0	UAB ..... 14-3
Canisius ..... 1-0	Kansas ..... 3-6	Ole Miss ..... 13-4	UCF ..... 5-0
Central Conn. St. .... 2-0	Kansas State ..... 2-0	Oral Roberts ..... 1-0	UCLA ..... 4-4
Charlotte ..... 2-3	Keene State ..... 1-0	Oregon State ..... 1-0	UNC Asheville ..... 2-0
Chattanooga ..... 2-0	Kentucky ..... 2-4	Pennsylvania ..... 3-0	UNC Greensboro ..... 1-0
Christian Brothers ..... 2-0	La Salle ..... 3-0	Penn State ..... 4-4	UNC Wilmington ..... 1-0
Cincinnati ..... 6-7	Lafayette (Pa.) ..... 1-0	Pepperdine ..... 1-0	UNC Asheville ..... 1-0
Cleveland State ..... 4-0	Lamar ..... 4-0	Pittsburgh ..... 2-1	USF ..... 10-1
Coastal Carolina ..... 1-0	LIU-Brooklyn ..... 1-0	Portland ..... 3-0	Utah ..... 1-1
Colorado ..... 1-1	Lipscomb ..... 1-0	Princeton ..... 2-0	Utah Valley ..... 1-0
Colorado State ..... 0-1	Long Beach State ..... 1-0	Providence ..... 3-1	UTEP ..... 5-0
Columbia ..... 1-0	Louisiana Tech ..... 1-1	Purdue ..... 2-1	UT Arlington ..... 3-0
Connecticut ..... 2-5	Louisville ..... 15-7	Radford ..... 1-0	UT Martin ..... 5-0
Coppin State ..... 1-0	Loyola ..... 1-0	Rhode Island ..... 16-2	Valparaiso ..... 1-0
Cornell ..... 1-0	Lowell ..... 2-1	Rice ..... 4-0	Vanderbilt ..... 15-4
Dartmouth ..... 1-0	LSU ..... 11-2	Richmond ..... 1-0	Vermont ..... 3-0
Dayton ..... 1-0	Manhattan ..... 2-0	Rider ..... 1-0	Villanova ..... 2-0
DePaul ..... 4-2	Marist ..... 2-0	Robert Morris ..... 1-1	Virginia ..... 0-1
Detroit ..... 1-0	Marquette ..... 3-1	Rutgers ..... 11-4	Virginia Tech ..... 3-0
Drexel ..... 2-0	Marshall ..... 6-0	Saint Louis ..... 4-3	Wake Forest ..... 2-1
Duke ..... 1-2	Maryland ..... 5-3	Sam Houston State ..... 1-0	Washington ..... 1-0
Duquesne ..... 12-4	Massachusetts ..... 1-0	Samford ..... 3-0	West Virginia ..... 13-7
East Carolina ..... 7-0	Memphis ..... 1-0	Santa Clara ..... 1-0	Western Kentucky ..... 2-0
East Tennessee State ..... 4-0	Miami (Fla.) ..... 0-1	Savannah State ..... 1-0	Wichita State ..... 2-0
Eastern Kentucky ..... 3-0	Miami (Ohio) ..... 2-0	Seton Hall ..... 1-0	Winthrop ..... 2-0
Eastern Michigan ..... 2-0	Michigan ..... 1-0	Siena ..... 4-0	Wisconsin ..... 1-1
Fairfield ..... 1-0	Michigan State ..... 2-1	SMU ..... 7-0	Wofford ..... 1-0
Florida ..... 15-7	Middle Tennessee ..... 3-0	South Carolina ..... 13-3	Wright State ..... 1-0
Florida State ..... 1-1	Milwaukee ..... 1-0	South Connecticut ..... 1-0	Xavier ..... 2-2
Florida Tech ..... 0-1	Mississippi State ..... 12-0	S. Louisiana ..... 3-0	Yale ..... 1-0
Fordham ..... 5-0	Mississippi Valley St. .... 1-0	Southern Cal ..... 2-0	
Fort Wayne ..... 1-0	Missouri ..... 7-3	Southern Miss ..... 15-4	
Furman ..... 1-0	Monmouth ..... 1-0	Southwest Texas St. .... 1-0	





# INDIVIDUAL GAME RECORDS CAL ERA

## MOST POINTS

Pts.	Player vs. Opponent	Date
47	Malik Monk vs. North Carolina	12-17-16
39	De'Aaron Fox vs. UCLA	3-24-17
37	Malik Monk vs. GEORGIA	1-31-17
35	Jamal Murray vs. FLORIDA	2-6-16
35	Terrence Jones vs. AUBURN	1-11-11
34	Kevin Knox at West Virginia	1-27-17
34	Malik Monk at Ole Miss	12-29-16
33	Malik Monk vs. FLORIDA	2-25-17
33	Jamal Murray at Vanderbilt	2-27-16
33	Jamal Murray vs. Ohio State	12-19-15
32	Doron Lamb vs. WINTHROP	12-22-10
30	Shai Gilgeous-Alexander vs. VANDERBILT	1-30-18
30	Tyler Ulis vs. Texas A&M	3-13-16
30	Brandon Knight vs. West Virginia	3-19-11
29	Julius Randle vs. BELMONT	12-21-13
29	Terrence Jones vs. Oklahoma	11-22-10
29	Eric Bledsoe vs. East Tennessee St.	3-18-10

SEC: 37, Malik Monk vs. GEORGIA, 1-31-17  
 Postseason: 39, De'Aaron Fox vs. UCLA, 3-24-17  
 SEC Tourney: 30, Tyler Ulis vs. Texas A&M, 3-13-16  
 NCAA Tourney: 39, De'Aaron Fox vs. UCLA, 3-24-17  
 Rupp Arena: 37, Malik Monk vs. GEORGIA, 1-31-17  
 On the Road: 34, Kevin Knox at West Virginia, 1-27-17  
 Neutral: 47, Malik Monk vs. North Carolina, 12-17-16  
 SEC Road: 34, Malik Monk at Ole Miss, 12-29-16  
 Ranked Opp.: 47, Malik Monk vs. North Carolina, 12-17-16  
 Freshman: 47, Malik Monk vs. North Carolina, 12-17-16  
 Sophomore: 30, Tyler Ulis vs. Texas A&M, 3-13-16  
 Junior: 25, Derek Willis vs. TENNESSEE, 2-18-16  
 Senior: 25, Alex Poythress at Alabama, 1-19-16  
 Opener: 25, Terrence Jones vs. ETSU, 11-12-10  
 SEC Opener: 34, Malik Monk at Ole Miss, 12-29-16  
 \*\*In some cases, the most recent occurrence is listed

## MOST POINTS IN AN SEC GAME

Pts.	Player vs. Opponent	Date
37	Malik Monk vs. GEORGIA	1-31-17
35	Jamal Murray vs. FLORIDA	2-6-16
35	Terrence Jones vs. AUBURN	1-11-11
34	Malik Monk at Ole Miss	12-29-16
33	Malik Monk vs. FLORIDA	2-25-17
33	Jamal Murray at Vanderbilt	2-27-16
30	Shai Gilgeous-Alexander vs. VANDERBILT	1-30-18
28	Jamal Murray vs. TENNESSEE	2-18-16
28	Anthony Davis vs. VANDERBILT	2-25-12
27	Malik Monk vs. VANDERBILT	2-28-17
27	Malik Monk vs. SOUTH CAROLINA	1-21-17
27	De'Aaron Fox vs. ARKANSAS	1-7-17
27	Tyler Ulis at South Carolina	2-13-16
27	Terrence Jones at LSU	1-28-12
27	Anthony Davis vs. ARKANSAS	1-17-12
27	DeMarcus Cousins at South Carolina	1-26-10
26	Malik Monk vs. TEXAS A&M	1-3-17
26	Jamal Murray at South Carolina	2-13-16
26	Aaron Harrison vs. OLE MISS	1-6-15
26	Andrew Harrison vs. TENNESSEE	1-18-14
26	James Young vs. MISSISSIPPI ST.	1-8-14
26	Kyle Wiltjer at Ole Miss	1-29-13
26	Brandon Knight at Arkansas	2-23-11

## MOST POINTS IN A HALF

Pts.	Player vs. Opponent	Date
30	Malik Monk vs. FLORIDA	2-25-17
27	Malik Monk vs. North Carolina	12-17-16
27	Jamal Murray vs. Ohio State	12-19-15
24	De'Aaron Fox vs. UCLA	3-24-17
24	Malik Monk at Ole Miss	12-29-16
23	Malik Monk vs. GEORGIA	1-31-17
23	Julius Randle vs. Michigan St.	11-12-13
22	Terrence Jones vs. AUBURN	1-11-11
22	Eric Bledsoe vs. MOREHEAD ST.	11-13-09

1 - First Half; 2 - Second Half

## MOST POINTS OFF THE BENCH

Pts.	Player vs. Opponent	Date
35	Terrence Jones vs. AUBURN	1-11-11
32	Doron Lamb vs. WINTHROP	12-22-10
27	Malik Monk vs. VANDERBILT	2-28-17
26	Kyle Wiltjer at Ole Miss	1-29-13
24	Shai Gilgeous-Alexander vs. LOUISVILLE	12-29-17
24	Kyle Wiltjer vs. LOYOLA	12-22-11
24	Doron Lamb at North Carolina	12-4-10
23	Kyle Wiltjer vs. LIPSCOMB	12-15-12
32	Shai Gilgeous-Alexander vs. VANDERBILT	1-30-18
21	Shai Gilgeous-Alexander vs. GEORGIA	12-31-17
20	Doron Lamb at Ole Miss	2-1-11
20	Doron Lamb vs. ETSU	11-12-10

## MOST 3-POINTERS MADE

3's	Player vs. Opponent	Date
8	Malik Monk vs. North Carolina	12-17-16
8	Jamal Murray vs. FLORIDA	2-6-16
8	Eric Bledsoe vs. ETSU	3-18-10

## MOST FREE THROWS

FTs	Player vs. Opponent	Date
14	Tyler Ulis at Arkansas	1-21-16
13	De'Aaron Fox vs. UCLA	3-24-17
13	Julius Randle at Ole Miss	2-18-14
13	Julius Randle vs. BELMONT	12-21-13

12	Shai Gilgeous-Alexander vs. GEORGIA	12-31-17
12	Tyler Ulis at Tennessee	2-2-16
12	Dakari Johnson vs. UT ARLINGTON	11-25-14
12	Archie Goodwin at Ole Miss	1-29-13
12	Archie Goodwin vs. MOREHEAD ST.	11-21-12
12	Anthony Davis vs. LOUISVILLE	12-31-11

## MOST REBOUNDS

Rebs	Player vs. Opponent	Date
19	Michael Kidd-Gilchrist vs. LOUISVILLE	12-31-11
18	Bam Adebayo vs. Northern Kentucky	3-17-17
18	Anthony Davis vs. CHATTANOOGA	12-17-11
18	DeMarcus Cousins vs. LOUISVILLE	1-2-10
18	Patrick Patterson vs. RIDER	11-21-09
18	DeMarcus Cousins vs. SAM HOUSTON ST.	11-19-09
17	Terrence Jones vs. Notre Dame	12-8-10
17	Terrence Jones at Washington	11-23-10
16	Wenyan Gabriel vs. AUBURN	1-14-17
16	Julius Randle vs. LSU	3-14-14
16	Julius Randle vs. UNC ASHEVILLE	11-8-13
16	Nerlens Noel vs. BAYLOR	12-1-12
16	Anthony Davis vs. Kansas	4-2-12
16	Anthony Davis vs. LITTLE ROCK	1-3-12
15	Nick Richards vs. FORT WAYNE	11-22-17
15	Bam Adebayo vs. FLORIDA	2-25-17
15	Bam Adebayo at Missouri	2-21-17
15	Julius Randle vs. Kansas State	3-21-14
15	Julius Randle at South Carolina	3-1-14
15	Julius Randle vs. LSU	2-22-14
15	Julius Randle vs. CLEVELAND STATE	11-25-13
15	Julius Randle vs. R. MORRIS	11-17-13
15	Anthony Davis vs. ST. JOHN'S	12-1-11
15	Terrence Jones vs. UConn	4-2-11
15	DeMarcus Cousins vs. Tennessee	3-13-10

SEC: 16, Wenyan Gabriel, vs. AUBURN, 1-14-17  
 Postseason: 18, Bam Adebayo, vs. NKU, 3-17-17  
 SEC Tourney: 16, Julius Randle vs. LSU, 3-14-14  
 NCAA Tourney: 18, Bam Adebayo, vs. NKU, 3-17-17  
 Rupp Arena: 19, M. Kidd-Gilchrist vs. LOUISVILLE, 12-31-11  
 On the Road: 17, Terrence Jones at Wash., 11-23-10  
 SEC Road: 15, Bam Adebayo at Missouri, 2-21-17  
 Ranked Opp.: 19, M. Kidd-Gilchrist vs. LOUISVILLE, 12-31-11  
 Freshman: 19, M. Kidd-Gilchrist vs. LOUISVILLE, 12-31-11  
 Sophomore: 14, Isaiah Briscoe at Tennessee, 1-24-17  
 Junior: 18, Patrick Patterson vs. RIDER, 11-21-09  
 Senior: 14, Josh Harrellson at Arkansas, 2-23-11  
 Opener: 16, Julius Randle vs. UNC ASHEVILLE, 11-8-13  
 SEC Opener: 12, W. Cauley-Stein vs. OLE MISS, 1-6-15  
 \*\*In some cases, the most recent occurrence is listed

## MOST OFFENSIVE REBOUNDS

Rebs	Player vs. Opponent	Date
9	Willie Cauley-Stein vs. ARKANSAS	2-27-14
9	DeMarcus Cousins vs. OLE MISS	2-2-10
9	Patrick Patterson vs. RIDER	11-21-09
8	Bam Adebayo vs. UT MARTIN	11-25-16
8	Dakari Johnson vs. GRAND CANYON	11-14-14
8	DeMarcus Cousins vs. VANDERBILT	1-30-10
8	Patrick Patterson at Indiana	12-12-09
8	DeMarcus Cousins vs. S. HOUSTON ST.	11-19-09

## MOST DEFENSIVE REBOUNDS

Rebs	Player vs. Opponent	Date
15	Terrence Jones vs. Notre Dame	12-8-10
14	DeMarcus Cousins vs. LOUISVILLE	1-2-10
13	Anthony Davis vs. LSU	3-9-12
13	Michael Kidd-Gilchrist vs. LOUISVILLE	12-31-11
13	Anthony Davis vs. CHATTANOOGA	12-17-11
13	Terrence Jones vs. Washington	11-23-10
12	Bam Adebayo vs. Northern Kentucky	3-17-17
12	Karl-Anthony Towns vs. GEORGIA	2-3-15
12	Julius Randle vs. Kansas State	3-21-14
12	Anthony Davis vs. Kansas	4-2-12
12	Anthony Davis vs. Louisville	3-31-12
12	Anthony Davis vs. LITTLE ROCK	1-3-12

## MOST ASSISTS

Assts.	Player vs. Opponent	Date
16	John Wall vs. HARTFORD	12-29-09
14	Tyler Ulis vs. LSU	3-5-16
14	John Wall vs. UNC Asheville	11-30-09
12	De'Aaron Fox vs. STEPHEN F. AUSTIN	11-11-16
12	Tyler Ulis at South Carolina	2-13-16
11	Isaiah Briscoe at Ole Miss	12-29-16
11	De'Aaron Fox vs. CLEVELAND ST.	11-23-16
11	Tyler Ulis at Florida	3-1-16
11	Tyler Ulis at Texas A&M	2-20-16
11	Tyler Ulis vs. FLORIDA	2-6-16
11	John Wall vs. East Tennessee State	3-18-10
11	John Wall vs. RIDER	11-21-09

SEC: 14, Tyler Ulis vs. LSU, 3-5-16  
 Postseason: 11, J. Wall vs. E. Tennessee State, 3-18-10  
 SEC Tourney: 9, Andrew Harrison vs. Georgia, 3-15-14  
 NCAA Tourney: 11, J. Wall vs. E. Tennessee St., 3-18-10  
 Rupp Arena: 16, John Wall vs. HARTFORD, 12-29-09  
 On the Road: 12, Tyler Ulis, at South Carolina, 2-13-16  
 SEC Road: 12, Tyler Ulis, at South Carolina, 2-13-16  
 Ranked Opp.: 12, Tyler Ulis, at South Carolina, 2-13-16  
 Freshman: 16, John Wall vs. HARTFORD, 12-29-09  
 Sophomore: 14, Tyler Ulis vs. LSU, 3-5-16  
 Junior: 9, DeAndre Liggins vs. WINTHROP, 12-22-10  
 Senior: 10, Julius Mays vs. LAFAYETTE, 11-16-12  
 Opener: 12, De'Aaron Fox vs. SFA, 11-11-16  
 SEC Opener: 11, Isaiah Briscoe at Ole Miss, 12-29-16

## MOST POINTS-REBOUNDS-ASSISTS

P-R-A	Player vs. Opponent	Date
49 (47-0-2)	Malik Monk vs. UNC	12-17-16
47 (27-17-3)	Terrence Jones vs. Notre Dame	12-8-10
46 (39-3-4)	De'Aaron Fox vs. UCLA	3-24-17
45 (29-13-3)	Terrence Jones vs. Oklahoma	11-22-10
45 (27-18-0)	DeMarcus Cousins vs. S. HOUSTON	11-19-09
44 (24-19-1)	Michael Kidd-Gilchrist vs. LOUISVILLE	12-31-11
43 (33-9-2)	Jamal Murray at Vanderbilt	2-27-16
43 (35-8-0)	Terrence Jones vs. AUBURN	1-11-11
42 (33-4-5)	Malik Monk vs. FLORIDA	2-25-17
42 (23-11-8)	Isaiah Briscoe vs. GEORGIA	1-31-17
42 (35-6-1)	Jamal Murray vs. FLORIDA	2-6-16
41 (34-7-0)	Kevin Knox at West Virginia	1-27-18
41 (25-15-1)	Nick Richards vs. FORT WAYNE	11-22-17
41 (37-3-1)	Malik Monk vs. GEORGIA	1-31-17
41 (34-6-1)	Malik Monk at Ole Miss	12-29-16
41 (26-10-5)	James Young vs. MISSISSIPPI STATE	1-8-14
41 (27-13-1)	Julius Randle vs. Michigan State	11-12-13
41 (27-14-0)	Anthony Davis vs. ARKANSAS	1-17-12

## MOST MINUTES WITHOUT A TURNOVER

Mins.	Player vs. Opponent	Date
44	Darius Miller at Arkansas	2-23-11
41	Aaron Harrison vs. LSU	2-22-14
40	Tyler Ulis vs. Duke	11-17-15
40	Aaron Harrison vs. OLE MISS	1-6-15
40	Alex Poythress vs. MISSOURI	2-23-13
39	Nerlens Noel vs. TEXAS A&M	1-12-13
39	Ryan Harrow at Louisville	12-29-12
39	Anthony Davis vs. ALABAMA	1-21-12
39	M. Kidd-Gilchrist vs. LOUISVILLE	12-31-11
38	Aaron Harrison at LSU	1-28-14
38	Patrick Patterson vs. Mississippi State	3-14-10

## MOST BLOCKED SHOTS

Blks.	Player vs. Opponent	Date
12	Nerlens Noel at Ole Miss	1-29-13
9	Willie Cauley-Stein vs. BOISE STATE	12-10-13
9	Willie Cauley-Stein vs. Providence	12-1-13
8	Nerlens Noel at Alabama	1-22-13
8	Anthony Davis at South Carolina	2-4-12
8	Anthony Davis vs. ST. JOHN'S	12-1-11
7	Karl-Anthony Towns vs. VANDERBILT	1-20-15
7	Willie Cauley-Stein vs. E. MICHIGAN	11-27-13
7	Willie Cauley-Stein vs. MISSOURI	2-23-13
7	Nerlens Noel at Auburn	1-19-13
7	Nerlens Noel vs. TEXAS A&M	1-12-13
7	Nerlens Noel vs. LIPSCOMB	12-15-12
7	Nerlens Noel vs. PORTLAND	12-8-12
7	Anthony Davis vs. Western Kentucky	3-15-12
7	Anthony Davis at Vanderbilt	2-11-12
7	Anthony Davis vs. TENNESSEE	1-31-12
7	Anthony Davis vs. ARKANSAS	1-17-12
7	Anthony Davis vs. SOUTH CAROLINA	1-7-12
7	Anthony Davis vs. Kansas	11-15-11

SEC: 12, Nerlens Noel at Ole Miss, 1-29-13  
 Postseason: 7, A. Davis vs. Western Kentucky, 3-15-12  
 SEC Tourney: 6, Anthony Davis vs. LSU, 3-11-12  
 NCAA Tourney: 7, A. Davis vs. Western Kent., 3-15-12  
 Rupp Arena: 9, W. Cauley-Stein vs. BOISE ST., 12-10-13  
 On the Road: 12, Nerlens Noel at Ole Miss, 1-29-13  
 SEC Road: 12, Nerlens Noel at Ole Miss, 1-29-13  
 Ranked Opp.: 12, Nerlens Noel at Ole Miss, 1-29-13  
 Freshman: 12, Nerlens Noel at Ole Miss, 1-29-13  
 Sophomore: 9, W. Cauley-Stein vs. BOISE ST., 12-10-13  
 Junior: 4, Willie Cauley-Stein vs. ARKANSAS, 2-28-15  
 Senior: 6, Josh Harrellson vs. PENN., 1-3-11  
 Opener: 5, Anthony Davis vs. MARIST, 11-11-11  
 SEC Opener: 7, A. Davis vs. SOUTH CAROLINA, 1-7-12  
 \*\*In some cases, the most recent occurrence is listed

## MOST STEALS

Stls.	Player vs. Opponent	Date
6	Tyler Ulis vs. OLE MISS	1-2-16
6	Willie Cauley-Stein vs. GEORGIA	1-25-14
6	Nerlens Noel vs. BAYLOR	12-1-12
6	John Wall vs. UConn	12-9-09
6	John Wall vs. UNC Asheville	11-30-09
5	Malik Monk vs. UCLA	12-3-16
5	Aaron Harrison vs. ARKANSAS	2-28-15
5	Willie Cauley-Stein vs. Texas	12-5-14
5	DeAndre Liggins vs. TENNESSEE	2-8-11
5	Darius Miller at Portland	11-19-10

SEC: 6, Tyler Ulis vs. OLE MISS, 1-2-16  
 Postseason: 5, John Wall vs. Mississippi State, 3-14-10  
 SEC Tourney: 5, John Wall vs. Mississippi State, 3-14-10  
 NCAA Tourney: 4, An. Harrison vs. W. Virginia, 3-26-15  
 Rupp Arena: 6, Tyler Ulis vs. OLE MISS, 1-2-16  
 On the Road: 5, Darius Miller at Portland, 11-19-10  
 SEC Road: 3, Fox/Monk at Ole Miss, 12-29-16  
 Ranked Opp.: 5, Malik Monk vs. UCLA, 12-3-16  
 Freshman: 6, Nerlens Noel vs. BAYLOR, 12-1-12  
 Sophomore: 6, Tyler Ulis vs. OLE MISS, 1-2-16  
 Junior: 5, Willie Cauley-Stein vs. TEXAS, 12-5-14  
 Senior: 4, Dominique Hawkins vs. Arkansas, 3-12-17  
 Opener: 4, Knox/Gilgeous-Alexander vs. UTAH VALLEY, 11-10-17  
 SEC Opener: 6, Tyler Ulis vs. OLE MISS, 1-2-16  
 \*\*In some cases, the most recent occurrence is listed



# TEAM GAME RECORDS CAL ERA

## MOST POINTS

Pts.(Score)	Opp.	Date
115 (115-69)	vs. Arizona State	11-28-16
111 (111-76)	UT MARTIN	11-25-16
110 (110-75)	AUBURN	2-21-15
108 (108-58)	MARIST	11-11-11
107 (107-73)	UIC	11-26-17
105 (105-76)	UT ARLINGTON	11-19-13
104 (104-75)	LIU BROOKLYN	11-23-12
104 (104-61)	HARTFORD	12-29-09
103 (103-100)	vs. North Carolina	12-17-16
102 (102-90)	vs. Indiana	3-23-12
102 (102-92)	SAM HOUSTON ST.	11-19-09

## MOST POINTS IN A LOSS

Pts.(Score)	Opp.	Date
92 (97-92)	UCLA	12-3-16
85 (85-87)	at Arkansas	1-14-14
84 (90-84)	at Kansas	1-30-16
82 (87-82)	at LSU	1-28-14
80 (82-80)	at Tennessee	1-24-17
77 (79-77)	at Texas A&M	2-20-16
77 (87-77)	at UCLA	12-3-15
77 (77-82)	at North Carolina	12-14-13
77 (77-80)	at Louisville	12-19-12
76 (76-77)	at Arkansas	2-23-11

## MOST POINTS IN A WIN OVER AP RANKED TEAM

Pts.(Score)	Opp.	Date
103 (103-100)	vs. North Carolina	12-17-16
102 (102-90)	vs. Indiana	3-23-12
87 (87-74)	at Ole Miss	1-29-13
86 (86-75)	vs. UCLA	3-24-17
85 (85-69)	SOUTH CAROLINA	1-21-17
85 (85-75)	OLE MISS	2-2-10
85 (85-72)	VANDERBILT	1-30-10
84 (84-67)	ARKANSAS	2-28-15
84 (84-70)	NORTH CAROLINA	12-13-14
83 (83-76)	at West Virginia	1-27-18

## MOST PTS. AT NEUTRAL SITE

Pts.(Score)	Opp.	Date
115 (115-69)	vs. Arizona State	11-28-16
103 (103-100)	vs. North Carolina	12-17-16
102 (102-90)	vs. Indiana	3-23-12
100 (100-71)	vs. ETSU	3-18-10
96 (96-73)	vs. Hofstra	12-11-16
94 (94-57)	vs. UNC Asheville	11-30-09
93 (93-76)	vs. Monmouth	12-9-17
93 (93-80)	vs. Georgia	3-12-16
91 (91-67)	vs. Auburn	3-14-15
90 (90-60)	vs. Wake Forest	3-20-10

## MOST PTS. IN NCAA TOURNEY

Pts.(Score)	Opp.	Date
102 (102-90)	vs. Indiana	3-23-12
100 (100-71)	vs. ETSU	3-18-10
90 (90-60)	vs. Wake Forest	3-20-10
87 (87-71)	vs. Iowa State	3-17-12
86 (86-75)	vs. UCLA	3-24-17
85 (85-57)	vs. Stony Brook	3-17-16
82 (82-70)	vs. Baylor	3-25-12
81 (81-66)	vs. Western Kentucky	3-15-12
79 (79-70)	vs. NKU	3-17-17
79 (79-56)	vs. Hampton	3-19-15

## MOST PTS. IN SEC TOURNEY

Pts.(Score)	Opp.	Date
93 (93-80)	vs. Georgia	3-12-16
91 (91-67)	vs. Auburn	3-14-15
85 (85-59)	vs. Alabama	3-11-16
85 (85-67)	vs. LSU	3-14-14
82 (82-65)	vs. Arkansas	3-12-17
82 (82-77)	vs. Texas A&M	3-13-16
79 (79-74)	vs. Alabama	3-11-17
78 (78-63)	vs. Arkansas	3-15-15
75 (75-66)	vs. Ole Miss	3-11-11
75 (75-74)	vs. Miss. State	3-14-10

## MOST PTS. IN RUPP ARENA WIN

Pts.(Score)	Opp.	Date
111 (111-76)	UT MARTIN	11-25-16
110 (110-75)	AUBURN	2-21-15
108 (108-58)	MARIST	11-11-11
107 (107-73)	UIC	11-26-17
105 (105-76)	UT ARLINGTON	11-19-13
104 (104-75)	LIU BROOKLYN	11-23-12
104 (104-61)	HARTFORD	12-29-09

102 (102-92)	SAM HOUSTON ST.	11-19-09
101 (101-70)	CLEVELAND STATE	11-23-16
101 (101-49)	LAFAYETTE	11-16-12
101 (101-70)	ARKANSAS	1-23-10

## MOST PTS. IN ROAD GAME WIN

Pts.(Score)	Opp.	Date
99 (99-76)	at Ole Miss	12-29-16
90 (90-73)	at Indiana	12-12-09
89 (89-62)	at South Carolina	2-13-16
89 (89-77)	at Florida	1-12-10
88 (88-81)	at Mississippi St.	1-17-17
88 (88-79)	at Florida	3-1-16
87 (87-81)	at Vanderbilt	1-10-17
87 (87-74)	at Ole Miss	1-29-13
86 (86-52)	at South Carolina	2-4-12

## MOST POINTS IN A HALF

Pts.	Opp.	Date
63 <sup>2</sup>	UT ARLINGTON	11-19-13
63 <sup>2</sup>	MARIST	11-11-11
60 <sup>1</sup>	at Ole Miss	12-29-16
58 <sup>1</sup>	vs. Arizona State	11-28-16
58 <sup>2</sup>	UT MARTIN	11-25-16
58 <sup>2</sup>	AUBURN	2-21-15
57 <sup>2</sup>	vs. Arizona State	11-28-16
57 <sup>1</sup>	ARKANSAS	1-23-10
57 <sup>1</sup>	HARTFORD	12-29-09

<sup>1</sup> - First Half; <sup>2</sup> - Second Half

## FEWEST POINTS

Pts.(Score)	Opp.	Date
48 (48-64)	vs. Vanderbilt	3-15-13
50 (50-64)	at Notre Dame	11-29-12
52 (52-69)	at Florida	12-12-13
54 (54-60)	vs. UConn	4-7-14
55 (55-48)	ALABAMA	3-4-14
55 (55-59)	at Alabama	1-22-13
55 (55-64)	BAYLOR	12-1-12
55 (55-56)	vs. UConn	4-2-11
56 (56-49)	vs. Kansas State	3-21-14
56 (56-46)	COLUMBIA	12-10-14

## FEWEST POINTS IN A WIN

Pts.(Score)	Opp.	Date
55 (55-48)	ALABAMA	3-4-14
56 (56-49)	vs. Kansas State	3-21-14
56 (56-46)	COLUMBIA	12-10-14
57 (57-44)	at Georgia	1-24-12
58 (58-50)	at Louisville	12-27-14
58 (58-38)	PROVIDENCE	11-30-14
58 (58-43)	at South Carolina	1-24-14
58 (58-56)	at Vanderbilt	2-20-10
59 (59-57)	vs. Princeton	3-1-11
60 (60-58)	at Vanderbilt	1-10-13
60 (60-51)	vs. LSU	3-9-12

## FEWEST PTS. AT NEUTRAL SITE

Pts.(Score)	Opp.	Date
48 (48-64)	vs. Vanderbilt	3-15-13
54 (54-60)	vs. UConn	4-7-14
55 (55-56)	vs. UConn	4-2-11
56 (56-49)	vs. Kansas State	3-21-14
59 (59-57)	vs. Princeton	3-17-11
60 (60-61)	vs. Florida	3-16-14
60 (60-51)	vs. LSU	3-9-12
61 (61-65)	vs. Kansas	11-14-17
62 (62-67)	vs. Baylor	12-6-13
62 (62-60)	vs. Ohio State	3-25-11
62 (62-45)	vs. Cornell	3-25-10
62 (62-52)	vs. Old Dominion	11-20-11

## FEWEST POINTS IN NCAA TOURNEY

Pts.(Score)	Opp.	Date
54 (54-60)	vs. UConn	4-7-14
55 (55-56)	vs. UConn	4-2-11
56 (56-49)	vs. Kansas State	3-21-14
59 (59-57)	vs. Princeton	3-17-11
62 (62-60)	vs. Ohio State	3-25-11
62 (62-45)	vs. Cornell	3-25-10
64 (64-71)	vs. Wisconsin	4-4-15
64 (64-51)	vs. Cincinnati	3-21-15
65 (65-62)	vs. Wichita State	3-19-17
66 (66-73)	vs. West Virginia	3-27-10

## FEWEST PTS. IN SEC TOURNEY

Pts.(Score)	Opp.	Date
48 (48-64)	vs. Vanderbilt	3-15-13
60 (60-61)	vs. Florida	3-16-14

60 (60-51)	vs. LSU	3-9-12
64 (64-49)	vs. Florida	3-13-15
64 (64-71)	vs. Vanderbilt	3-11-12
70 (70-58)	vs. Georgia	3-15-14
70 (70-54)	vs. Florida	3-13-11
71 (71-60)	vs. Georgia	3-10-17
72 (72-58)	vs. Alabama	3-12-11

## FEWEST PTS. IN RUPP ARENA

Pts.(Score)	Opp.	Date
55 (55-64)	BAYLOR	12-1-12
56 (56-46)	COLUMBIA	12-10-14
58 (58-38)	PROVIDENCE	11-30-14
59 (59-61)	TENNESSEE	2-6-18
61 (61-57)	FLORIDA	3-9-13

## FEWEST PTS. IN ROAD GAME

Pts.(Score)	Opp.	Date
50 (50-64)	at Notre Dame	11-29-12
52 (52-69)	at Florida	2-12-13
55 (55-48)	at Alabama	3-4-14
55 (55-59)	at Alabama	1-22-13
57 (57-59)	at Robert Morris	3-19-13
57 (57-44)	at Georgia	1-24-12
58 (58-50)	at Louisville	12-27-14
58 (58-43)	at South Carolina	1-24-14
58 (58-88)	at Tennessee	2-16-13
58 (58-56)	at Vanderbilt	2-20-10

## FEWEST POINTS IN A HALF

Pts.	Opp.	Date
18 <sup>1</sup>	at Missouri	2-3-18
19 <sup>2</sup>	at Georgia	1-24-12
21 <sup>1</sup>	vs. UConn	4-2-11
22 <sup>1</sup>	at Louisville	12-27-14
22 <sup>2</sup>	at Alabama	1-22-13
22 <sup>2</sup>	at Tennessee	3-6-11
23 <sup>1</sup>	COLUMBIA	12-10-14
23 <sup>2</sup>	vs. UConn	4-7-14
23 <sup>1</sup>	vs. Vanderbilt	3-15-13
23 <sup>2</sup>	vs. Maryland	11-9-12
23 <sup>1</sup>	vs. UConn	12-9-09

<sup>1</sup> - First Half; <sup>2</sup> - Second Half

## MOST FIELD GOALS

FGs.	Opp.	Date
46	MARIST	11-11-11
44	vs. Arizona State	11-28-16
44	AUBURN	2-21-15
42	UIC	11-26-17
42	LIU-BROOKLYN	11-23-12
41	UT MARTIN	11-25-16
41	HARTFORD	12-29-09
40	vs. North Carolina	12-17-16
40	LAFAYETTE	11-16-12
38	CLEVELAND STATE	11-23-16
38	LSU	3-5-16
38	vs. Wake Forest	3-20-10

## FEWEST FIELD GOALS

FGs.	Opp.	Date
14	at South Carolina	3-1-14
16	ALABAMA	3-4-14
17	GEORGIA	12-31-17
17	LOUISVILLE	12-31-11
17	at Auburn	2-12-14
18	vs. LSU	3-9-12
18	vs. Vanderbilt	3-15-13
18	vs. Florida	3-16-14
18	vs. UConn	4-7-14
18	at Texas A&M	1-10-15
18	at South Carolina	1-24-15

## MOST FIELD-GOAL ATTEMPTS

FGs.	Opp.	Date
84	vs. Arizona State	11-28-16
80	UCLA	12-3-16
77	ARKANSAS	1-23-10
76	ARKANSAS	2-27-14
75	MARIST	11-11-11
74	at Ole Miss	12-29-16
74	vs. North Carolina	12-17-16
74	UT MARTIN	11-25-16

## FEWEST FIELD-GOAL ATTEMPTS

FGs.	Opp.	Date
39	at South Carolina	1-24-15
40	at Robert Morris	3-19-13
41	ALABAMA	1-31-15
41	TENNESSEE	1-31-12

42	FLORIDA	2-15-14
42	vs. Providence	12-1-13
42	vs. LSU	3-9-12
42	vs. Cleveland State	11-24-09

## MOST FREE THROWS

Fts.	Opp.	Date
35	vs. Indiana	3-23-12
33	at South Carolina	3-1-14
32	LOUISVILLE	12-31-11
31	MOREHEAD STATE	11-21-12
31	INDIANA	12-11-10
30	vs. Auburn	3-14-15
30	UNC ASHEVILLE	11-8-13
30	vs. Baylor	3-25-12
29	ILLINOIS STATE	11-30-15
29	at North Carolina	12-14-13

# TEAM GAME RECORDS CAL ERA

## MOST 3-POINT ATTEMPTS

3s.	Opp.	Date
33	CHATTANOOGA	12-17-11
33	vs. East Tennessee State	3-18-10
33	ARKANSAS	1-23-10
32	vs. West Virginia	3-27-10
28	vs. Arizona State	11-28-16
28	at Texas A&M	1-10-15
28	ALABAMA	3-4-14
28	vs. Vanderbilt	3-11-12
28	HARTFORD	12-29-09
27	GEORGIA	3-1-12
27	vs. UConn	4-2-11

## FEWEST 3-POINT ATTEMPTS

3s.	Opp.	Date
5	vs. Wisconsin	4-4-15
5	vs. Wisconsin	4-5-14
5	at Tennessee	1-14-12
6	FLORIDA	3-7-15
6	Vanderbilt	1-20-15
7	at Missouri	1-29-15
7	PROVIDENCE	11-30-14
7	vs. Louisville	3-31-12
7	at Indiana	12-10-11

## MOST REBOUNDS

Rebs.	Opp.	Date
59	vs. Arizona State	11-28-16
59	ARKANSAS	1-23-10
57	LOUISVILLE	12-31-11
56	ROBERT MORRIS	11-17-13
54	NJIT	11-14-15
53	TROY	11-20-17
53	at Texas A&M	1-10-15
53	MONTANA STATE	11-23-14
53	at Mississippi State	2-16-10
53	at LSU	2-6-10

## FEWEST REBOUNDS

Rebs.	Opp.	Date
21	ALABAMA	1-31-15
21	at Tennessee	2-16-13
22	vs. Wisconsin	4-4-15
24	GEORGIA	2-3-15
24	NORTH CAROLINA	12-13-14
24	TENNESSEE	1-18-14
25	vs. Baylor	12-6-13
25	at Robert Morris	3-19-13

## MOST OFFENSIVE REBOUNDS

Rebs.	Opp.	Date
26	ARKANSAS	2-27-14
24	GRAND CANYON	11-14-14
24	vs. West Virginia	3-27-10
22	NJIT	11-14-15
22	at Auburn	2-2-14
22	ARKANSAS	1-23-10
21	at West Virginia	1-27-18
21	VALPARAISO	12-7-16
21	COLUMBIA	12-10-14
21	at South Carolina	3-1-14
21	BAYLOR	12-1-12
21	at Indiana	12-12-09

## FEWEST OFFENSIVE REBOUNDS

Rebs.	Opp.	Date
3	at South Carolina	1-24-14
5	GEORGIA	2-3-15
5	ALABAMA	1-31-15
5	MISSISSIPPI STATE	2-15-11
5	GEORGIA	1-29-11

## MOST DEFENSIVE REBOUNDS

Rebs.	Opp.	Date
39	vs. Arizona State	11-28-16
39	ROBERT MORRIS	11-17-13
39	EASTERN MICHIGAN	1-2-13
38	TROY	11-20-17
38	vs. Hampton	3-19-15
38	EASTERN KENTUCKY	12-7-14
38	vs. Cleveland State	11-24-09
37	at Texas A&M	1-10-15
37	LOUISVILLE	12-31-11
37	ARKANSAS	1-23-10
36	vs. FLORIDA	2-25-17
36	at Florida	3-1-16
36	RADFORD	11-23-11
36	MARIST	11-11-11

## FEWEST DEFENSIVE REBOUNDS

Rebs.	Opp.	Date
9	at Tennessee	2-16-13
13	NORTH CAROLINA	12-13-14
15	vs. Baylor	12-6-13
15	at Alabama	1-18-11
16	vs. Wisconsin	4-4-15
16	ALABAMA	1-31-15
16	TEXAS A&M	1-12-13
16	at Auburn	1-11-12
16	vs. UConn	11-24-10

## MOST ASSISTS

Assts.	Opp.	Date
33	vs. Arizona State	11-28-16
30	HARTFORD	12-29-09
28	LIU-BROOKLYN	11-23-12
28	vs. UNC Asheville	11-30-09
25	CLEVELAND STATE	11-23-16
25	AUBURN	2-21-15
25	vs. UCLA	12-20-14
24	at Ole Miss	12-29-16
24	UT MARTIN	11-25-16
24	BOSTON	11-21-14
24	MARIST	11-11-11
24	vs. East Tennessee State	3-18-10

## FEWEST ASSISTS

Assts.	Opp.	Date
5	LSU	2-22-14
6	VANDERBILT	3-1-11
7	TENNESSEE	2-6-18
7	VANDERBILT	1-30-18
7	at South Carolina	1-16-18
7	at Florida	2-4-17
7	vs. Wisconsin	4-4-15
7	vs. Florida	3-13-15
7	ARKANSAS	2-27-14
7	at Auburn	2-12-14
7	BOISE STATE	12-10-13
7	vs. Vanderbilt	3-15-13
7	VANDERBILT	2-20-13
7	at Tennessee	1-14-12
7	vs. Washington	11-23-10

## MOST TURNOVERS

TOs.	Opp.	Date
24	MOREHEAD STATE	11-13-09
23	SAM HOUSTON STATE	11-19-09
22	ETSU	11-17-17
21	LOUISVILLE	12-31-11
21	vs. Old Dominion	11-20-11
21	NORTH CAROLINA	12-5-09
20	EASTERN MICHIGAN	11-27-13
20	ALBANY	11-13-15
20	vs. Cleveland State	11-24-09

## FEWEST TURNOVERS

TOs.	Opp.	Date
3	at Georgia	3-3-15
3	at South Carolina	2-4-12
4	ALABAMA	2-23-16
4	COLUMBIA	12-10-14
4	vs. Wisconsin	4-5-14
4	PORTLAND	11-26-11
5	vs. Georgia	3-12-16
5	at Vanderbilt	2-27-16
5	ALABAMA	1-31-15

## MOST BLOCKS

Blks.	Opp.	Date
18	ST. JOHN'S	12-1-11
15	vs. Stony Brook	3-17-16
14	at Georgia	3-3-10
13	vs. UCLA	12-20-14
13	at Ole Miss	1-29-13
13	ARKANSAS	1-17-12
13	vs. Kansas	11-15-11
13	MARIST	11-11-11

## FEWEST BLOCKS

Blks.	Opp.	Date
1	at Vanderbilt	1-10-17
1	vs. Alabama	3-11-16
1	at LSU	1-5-16
1	WRIGHT STATE	11-20-15
1	ALABAMA	1-31-15
1	at Missouri	1-29-15
1	vs. Wisconsin	4-5-14
1	at Florida	3-8-14

## MOST STEALS

Stls.	Opp.	Date
15	LAFAYETTE	11-16-12
13	OLE MISS	1-2-16
13	vs. UConn	12-9-09
12	STEPHEN F. AUSTIN	11-11-16
12	BOSTON	11-24-15
12	NORTH CAROLINA	12-13-14
12	PROVIDENCE	11-30-14
12	LIPSCOMB	12-15-12
12	PORTLAND	11-26-11
12	vs. Cornell	3-25-10
12	GEORGIA	1-9-10
12	vs. UNC Asheville	11-30-09

## FEWEST STEALS

Stls.	Opp.	Date
0	vs. Baylor	12-6-13
1	at West Virginia	1-27-18
1	vs. Michigan State	11-12-13
1	at Robert Morris	3-19-13
1	vs. West Virginia	3-19-11
1	FLORIDA	2-26-11

## MOST PERSONAL FOULS

Fls.	Opp.	Date
33	at Kansas	1-30-16
32	at South Carolina	1-16-18
31	at Arkansas	1-14-14
31	at North Carolina	12-14-13
29	at Missouri	2-3-18
29	at South Carolina	3-1-14
28	VANDERBILT	1-30-10
27	vs. Hofstra	12-11-16
27	at Florida	3-1-16
27	at UCLA	12-3-15
27	vs. West Virginia	3-27-10

## FEWEST PERSONAL FOULS

Fls.	Opp.	Date
7	HARTFORD	12-29-09
8	MONTANA STATE	11-23-14
8	LAFAYETTE	11-16-12
8	vs. Florida	3-10-12
8	vs. Princeton	3-17-11
8	WINTHROP	12-22-10
8	DREXEL	12-21-09
8	vs. UNC Asheville	11-30-09

## HIGHEST FIELD-GOAL PCT.

Pct.	Opp.	Date
.677	LIU-BROOKLYN	11-23-12
.667	UIC	11-26-17
.647	AUBURN	2-21-15
.645	LAFAYETTE	11-16-12
.643	vs. Providence	12-1-13
.614	SOUTH CAROLINA	2-5-13
.613	MARIST	11-11-11
.603	vs. Wake Forest	3-20-10
.603	HARTFORD	12-29-09
.600	FORT WAYNE	11-22-17
.600	SAM HOUSTON STATE	11-19-09

## LOWEST FIELD-GOAL PCT.

Pct.	Opp.	Date
.269	at South Carolina	3-1-14
.281	at Texas A&M	1-10-15
.296	BAYLOR	12-1-12
.298	LOUISVILLE	12-31-11
.309	at Auburn	2-12-14
.313	at Missouri	2-3-18
.315	GEORGIA	12-31-17
.327	ALABAMA	3-4-14
.339	vs. UConn	4-2-11
.342	ARKANSAS	2-27-14

## HIGHEST FREE-THROW PCT.

Pct.	Opp.	Date
1.000	FLORIDA	2-7-12
1.000	AUSTIN PEAY	12-19-09
.958	TENNESSEE	1-18-14
.955	at Florida	2-7-15
.946	vs. Indiana	3-23-12
.923	at Mississippi State	2-25-15
.900	vs. Wisconsin	4-4-15
.900	at Ole Miss	2-18-14
.895	DREXEL	12-21-09
.889	at Alabama	1-17-15
.889	TENNESSEE	1-31-12

min 10 attempts

## LOWEST FREE-THROW PCT.

Pct.	Opp.	Date
.200	ETSU	11-17-17
.333	vs. UConn	4-2-11
.391	ETSU	11-12-10
.412	vs. Wake Forest	3-20-10
.435	at Vanderbilt	2-27-16
.471	at Texas A&M	2-10-18
.471	PROVIDENCE	11-30-14
.478	at Louisville	12-29-12
.500	OLE MISS	1-2-16
.500	BOSTON	11-24-15
.500	vs. Georgia	3-15-14
.500	vs. Vanderbilt	3-15-13
.500	vs. Oklahoma	11-22-10

min 10 attempts

## HIGHEST 3-POINT PERCENTAGE

Pct.	Opp.	Date
.700	at Florida	3-1-16
.692	DREXEL	12-21-09
.667	AUSTIN PEAY	12-19-09
.636	vs. Michigan	3-30-14
.625	BOSTON	11-30-10
.600	FLORIDA	2-6-16
.600	FLORIDA	2-7-12
.591	vs. Alabama	3-11-16
.583	vs. Arkansas	3-15-15
.583	at Florida	2-5-11

min 10 attempts

## LOWEST 3-POINT PERCENTAGE

Pct.	Opp.	Date
.077	vs. Alabama	3-12-10
.083	TEXAS	12-5-14
.091	at South Carolina	1-16-18
.091	at Tennessee	2-27-10
.100	at Missouri	2-3-18
.100	TENNESSEE	1-31-12
.111	at Vanderbilt	1-10-17
.118	COLUMBIA	12-10-14
.125	vs. LSU	3-9-12
.125	vs. West Virginia	3-27-10
.125	vs. Cornell	3-25-10

min 10 attempts

## HIGHEST REBOUND MARGIN

Mg.	Opp.	Date
+31	NJIT	11-14-15
+30	GRAND CANYON	11-14-14
+28	NORTHERN KY.	11-10-13
+27	vs. Little Rock	1-3-12
+26	vs. Arizona State	11-28-16
+26	LOUISVILLE	12-31-11
+25	EASTERN KENTUCKY	12-9-15
+25	EASTERN MICHIGAN	1-2-13
+25	at Indiana	12-12-09
+24	SOUTH CAROLINA	2-14-15

## LOWEST REBOUND MARGIN

Mg.	Opp.	Date
-25	at Florida	2-4-17
-18	at Tennessee	2-16-13
-16	vs. Baylor	12-6-13
-16	vs. Maryland	11-9-12
-15	TENNESSEE	1-18-14
-14	at LSU	1-5-16
-12	vs. Wisconsin	4-4-15
-12	GEORGIA	2-3-15
-12	at South Carolina	1-24-14
-12	vs. Alabama	3-12-10
-11	at Kansas	1-30-16
-11	TEXAS	12-5-14





## Quade Green

# 0

Freshman • G • 6-0 • 180 lbs • Philadelphia Neumann-Goretti • Undeclared/Exploratory Studies in Agriculture



### Bio Blast

- Pronunciation: KWAH-DAY
- Leads the team in 3-point shooting percentage
- Scored 15 points vs. Tennessee on Feb. 6, his best performance since returning from a three-game absence due to a back strain vs. Florida on Jan. 20
- Moved his way through multiple defenders in an end-to-end drive for the game-winning layup at home vs. Vanderbilt with four seconds remaining in overtime
- Scored in double figures in 11 games
- Has at least three assists in 11 games
- Hit three 3-pointers in three games this season
- Five-star point guard prospect by Rivals, ESPN and Scout
- 2016 and 2017 Pennsylvania Class 3A Player of the Year
- On the USA Basketball 2016 FIBA Americas U18 Championship team that won a gold medal in Chile
- McDonald's High School All-American, Jordan Brand Classic & HoopHall Classic (MVP) participant
- Born 80 percent deaf and didn't speak for years but overcame those challenges with the help of auditory implants and speech therapists
- Chose Kentucky because of the elite talent every day in practice

### Season Averages

Games played:	22
Minutes/game:	24.8
Points/game:	9.8
FG Pct:	44.4
3FG Pct:	37.5
FT Pct:	81.1
Rebounds/game:	2.0
Assists/game:	2.6
Turnovers/game:	1.8
Assist/turnover ratio:	1.5
Steals/game:	0.3

### Season Highs

Points	21, vs. ETSU (11/17/17)
FG Made	9, vs. ETSU (11/17/17)
FG Attempts	14, at Tennessee (01/06/18)
3FG Made	3, 3x, last at Tennessee (01/06/18)
3FG Attempts	7, at Tennessee (01/06/18)
FT Made	6, vs. GEORGIA (12/31/17)
FT Attempts	8, vs. GEORGIA (12/31/17)
Rebounds	6, vs. UIC (11/26/17)
Assists	5, 5x, last vs. LOUISVILLE (12/29/17)
Steals	2, last at Mizzou (02/03/18)
Blocks	-
Minutes	33, at Tennessee (01/06/18)

### Career Highs

Points	21, vs. ETSU (11/17/17)
FG Made	9, vs. ETSU (11/17/17)
FG Attempts	14, at Tennessee (01/06/18)
3FG Made	3, 3x, last at Tennessee (01/06/18)
3FG Attempts	7, at Tennessee (01/06/18)
FT Made	6, vs. GEORGIA (12/31/17)
FT Attempts	8, vs. GEORGIA (12/31/17)
Rebounds	6, vs. UIC (11/26/17)
Assists	5, 5x, last vs. LOUISVILLE (12/29/17)
Steals	2, last at Mizzou (02/03/18)
Blocks	-
Minutes	33, at Tennessee (01/06/18)

### Game-By-Game

Opponent	Date	gs	min	Total		3-Pointers		Free throws		Rebounds				pf	a	tfo	blk	stl	pts	avg
				fg	fga	pct	3fg	3fga	pct	ft	fta	pct	off							
UTAH VALLEY	11/10/17	21	0-4	.000	0-1	.000	4-4	1000	0	0	0	0.0	1	1	0	0	0	4	4.0	
VERMONT	11/12/17	* 26	6-11	.545	1-2	.500	2-2	1000	1	3	4	2.0	1	4	1	0	0	15	9.5	
vs #4/3 Kansas	11/14/17	* 21	2-7	.286	0-2	.000	2-2	1000	0	1	1	1.7	1	2	0	0	0	6	8.3	
ETSU	11/17/17	* 26	9-13	.692	3-5	.600	0-1	.000	0	0	0	1.3	1	3	3	0	1	21	11.5	
TROY	11/20/17	* 26	5-10	.500	1-2	.500	2-2	1000	0	3	3	1.6	2	3	3	0	0	13	11.8	
FORT WAYNE	11/22/17	* 22	5-6	.833	1-1	1.000	0-0	.000	2	2	4	2.0	1	5	3	0	0	11	11.7	
UIC	11/26/17	* 21	5-7	.714	2-3	.667	0-0	.000	0	6	6	2.6	2	4	4	0	1	12	11.7	
HARVARD	12/2/17	* 30	1-5	.200	0-2	.000	0-0	.000	0	2	2	2.5	2	5	2	0	1	2	10.5	
vs Monmouth	12/9/17	* 16	4-6	.667	1-2	.500	0-0	.000	1	2	3	2.6	2	5	1	0	0	9	10.3	
RV/RV VIRGINIA TECH	12/16/17	27	6-12	.500	2-5	.400	3-4	.750	1	0	1	2.4	1	5	1	0	0	17	11.0	
vs UCLA	12/23/17	* 20	1-7	.143	0-4	.000	0-0	.000	0	0	0	2.2	0	2	3	0	0	2	10.2	
RV/RV LOUISVILLE	12/29/17	* 27	4-6	.667	3-4	.750	2-2	1000	0	0	0	2.0	3	5	3	0	0	13	10.4	
GEORGIA	12/31/17	* 25	4-10	.400	1-4	.250	6-8	.750	1	3	4	2.2	2	1	2	0	0	15	10.8	
at LSU	01/03/18	* 31	3-6	.500	0-1	.000	1-2	.500	0	3	3	2.2	0	2	3	0	0	7	10.5	
at #22/23 Tennessee	01/06/18	* 33	5-14	.357	3-7	.429	1-2	.500	0	0	0	2.1	3	4	2	0	1	14	10.7	
TEXAS A&M	01/09/18	dnp	-	-	-	-	-	-	-	-	-	-	-	-	-	-	-	-	-	
at Vanderbilt	01/13/18	dnp	-	-	-	-	-	-	-	-	-	-	-	-	-	-	-	-	-	
at South Carolina	01/16/18	dnp	-	-	-	-	-	-	-	-	-	-	-	-	-	-	-	-	-	
FLORIDA	01/20/18	17	1-8	.125	0-4	.000	0-0	.000	0	0	0	1.9	1	2	0	0	0	2	10.2	
MISSISSIPPI STATE	01/23/18	20	0-2	.000	0-1	.000	4-4	1000	0	0	0	1.8	1	0	1	0	0	4	9.8	
at #7/7 West Virginia	01/27/18	27	2-5	.400	2-4	.500	2-2	1000	0	2	2	1.8	1	4	4	0	1	8	9.7	
VANDERBILT	01/30/18	31	5-11	.455	2-4	.500	0-0	.000	0	0	1	1.7	3	0	1	0	0	12	9.8	
at Mizzou	02/03/18	23	2-11	.182	1-6	.167	0-0	.000	1	1	2	1.8	1	0	1	0	2	5	9.6	
#15/14 TENNESSEE	02/06/18	29	6-10	.600	2-3	.667	1-2	.500	0	4	4	1.9	0	0	2	0	0	15	9.9	
at Texas A&M	02/10/18	26	3-7	.429	2-5	.400	0-0	.000	1	3	4	2.0	3	1	0	0	0	8	9.8	
Totals		13	545	79-178	.444	27-72	.375	30-37	.811	8	35	43	2.0	32	58	40	7	215	9.8	

Games played: 22  
 Minutes/game: 24.8  
 Points/game: 9.8  
 FG Pct: 44.4  
 3FG Pct: 37.5  
 FT Pct: 81.1

Rebounds/game: 2.0  
 Assists/game: 2.6  
 Turnovers/game: 1.8  
 Assist/turnover ratio: 1.5  
 Steals/game: 0.3

### Superlatives

Season Stats	Career Stats
10+ points	11
20+ points	1
3+ assists	11
3+ steals	-
10+ rebounds	-
Double-doubles	-
Dunks	-
10+ points	11
20+ points	1
3+ assists	11
3+ steals	-
10+ rebounds	-
Double-doubles	-
Dunks	-

### Career Statistics

Year	GP-GS	Min-Avg	FG-FGA	Pct	3FG-FGA	Pct	FT-FTA	Pct	Off-Def-Tot-Avg	PF-FO	Ast	TO	Blk	Stl	Pts	Avg
2017-18	22-13	545-24.8	79-178	.444	27-72	.375	30-37	.811	8-35-43-2.0	32-0	58	40	0	7	215	9.8
TOTAL	22-13	545-24.8	79-178	.444	27-72	.375	30-37	.811	8-35-43-2.0	32-0	58	40	0	7	215	9.8



## Sacha Killeya-Jones

Sophomore • F • 6-10 • 221 lbs • Chapel Hill, N.C.  
Virginia Episcopal • Communication



### Bio Blast

- Pronunciation: SAH-shuh kuh-LEE-uh
- Missed the Texas A&M game to attend his grandfather's funeral
- Returned to the UK rotation vs. Virginia Tech after missing the Monmouth game with a sprained left ankle
- Was 4 of 4 from the field and scored a season-high nine points against Harvard. He also had two rebounds and two blocks in 18 minutes of action
- Played well against Kansas, notching career highs in rebounds (nine) and blocks (three)
- After the Vermont game, Calipari said of Killeya-Jones: "Sacha played his butt off today. You just saw him, the work that he's put in"
- Attended Great Britain's national training camp in August for FIBA EuroBasket 2017
- Made 15 appearances last season, but none after the Jan. 21 game vs South Carolina
- Scored 40 points, grabbed 31 rebounds and blocked 10 shots in his freshman season
- Posted 13 games with at least 20 points and 10 rebounds as a senior in high school
- Named the Virginia Player of the Year as a senior

### Season Averages

Games played:	23
Minutes/game:	14.9
Points/game:	3.9
FG Pct:	60.0
3FG Pct:	0.0
FT Pct:	53.1
Rebounds/game:	3.3
Assists/game:	0.3
Turnovers/game:	0.7
Assist/turnover ratio:	0.5
Steals/game:	0.3
Blocks/game:	0.6

### Season Highs

Points	9, vs. HARVARD (12/02/17)
FG Made	4, twice, last vs. HARVARD (12/02/17)
FG Attempts	6, twice, last vs. ETSU (11/17/17)
3FG Made	
3FG Attempts	1, vs. TEXAS A&M (01/09/18)
FT Made	4, vs. VERMONT (11/12/17)
FT Attempts	4, vs. VERMONT (11/12/17)
Rebounds	9, vs. Kansas (11/14/17)
Assists	3, at LSU (01/03/18)
Steals	2, twice, last vs. UCLA (12/23/17)
Blocks	3, twice, last vs. ETSU (11/17/17)
Minutes	25, vs. ETSU (11/17/17)

### Career Highs

Points	12, vs. UT-MARTIN (11/25/16)
FG Made	6, vs. UT-MARTIN (11/25/16)
FG Attempts	8, vs. UT-MARTIN (11/25/16)
3FG Made	
3FG Attempts	1, vs. TEXAS A&M (01/09/18)
FT Made	4, vs. VERMONT (11/12/17)
FT Attempts	5, vs. CLEVELAND STATE (11/23/16)
Rebounds	9, vs. Kansas (11/14/17)
Assists	3, at LSU (01/03/18)
Steals	2, twice, last vs. UCLA (12/23/17)
Blocks	3, twice, last vs. ETSU (11/17/17)
Minutes	25, vs. ETSU (11/17/17)

### Game-By-Game

Opponent	Date	gs	min	Total fg-fga	pct	3fg-fga	pct	Free throws ft-fta	pct	Rebounds off	def	tot	avg	pf	a	t/o	blk	stl	pts	avg
UTAH VALLEY	11/10/17	15	2-3	.667	0-0	.000	0-2	.000	2	0	2	2.0	4	0	1	1	1	1	4	4.0
VERMONT	11/12/17	18	1-2	.500	0-0	.000	4-4	1.000	2	2	4	3.0	0	0	0	0	0	0	6	5.0
vs #4/3 Kansas	11/14/17	23	4-6	.667	0-0	.000	0-3	.000	4	5	9	5.0	3	2	0	3	0	0	8	6.0
ETSU	11/17/17	25	2-6	.333	0-0	.000	0-0	.000	6	2	8	5.8	3	1	3	3	2	4	5.5	
TROY	11/20/17	17	1-4	.250	0-0	.000	0-0	.000	1	3	4	5.4	1	1	0	0	0	0	2	4.8
FORT WAYNE	11/22/17	10	2-4	.500	0-0	.000	0-0	.000	1	2	3	5.0	2	0	1	1	0	0	4	4.7
UIC	11/26/17	12	1-2	.500	0-0	.000	0-0	.000	1	2	3	4.7	1	0	1	0	0	0	2	4.3
HARVARD	12/2/17	18	4-4	1.000	0-0	.000	1-2	.500	0	2	2	4.4	0	0	0	0	2	0	9	4.9
vs Monmouth	12/9/17	dnp																		
RV/RV VIRGINIA TECH	12/16/17	7	0-0	.000	0-0	.000	0-0	.000	0	1	1	4.0	2	0	0	0	0	0	0	4.3
vs UCLA	12/23/17	6	0-1	.000	0-0	.000	2-2	1.000	2	1	3	3.9	3	0	0	0	0	2	2	4.1
RV/RV LOUISVILLE	12/29/17	19	3-5	.600	0-0	.000	2-3	.667	2	2	4	3.9	4	0	0	0	0	0	8	4.5
GEORGIA	12/31/17	21	0-1	.000	0-0	.000	0-0	.000	1	1	2	3.8	3	1	1	1	0	0	0	4.1
at LSU	01/03/18	12	1-3	.333	0-0	.000	0-2	.000	2	3	5	3.8	0	3	1	0	0	0	2	3.9
at #22/23 Tennessee	01/06/18	16	1-1	1.000	0-0	.000	2-2	1.000	1	2	3	3.8	4	0	1	0	0	0	4	3.9
TEXAS A&M	01/09/18	19	1-2	.500	0-1	.000	2-3	.667	3	2	5	3.9	2	0	0	0	0	0	4	3.9
at Vanderbilt	01/13/18	15	2-2	1.000	0-0	.000	0-0	.000	1	1	2	3.8	3	0	0	1	1	4	3.9	
at South Carolina	01/16/18	19	2-2	1.000	0-0	.000	1-3	.333	0	3	3	3.7	4	0	1	1	0	0	5	4.0
FLORIDA	01/20/18	12	3-3	1.000	0-0	.000	1-1	1.000	2	1	3	3.7	3	0	0	0	0	0	7	4.2
MISSISSIPPI STATE	01/23/18	10	1-3	.333	0-0	.000	0-1	.000	2	1	3	3.6	0	0	1	0	0	0	2	4.1
at #7/7 West Virginia	01/27/18	11	2-2	1.000	0-0	.000	0-0	.000	0	0	0	3.5	2	0	0	0	0	0	4	4.1
VANDERBILT	01/30/18	12	1-1	1.000	0-0	.000	0-0	.000	1	2	3	3.4	3	0	0	1	0	0	2	4.0
at Mizou	02/03/18	21	2-3	.667	0-0	.000	0-2	.000	2	2	4	3.5	4	0	1	0	0	0	4	4.0
#15/14 TENNESSEE	02/06/18	5	0-0	.000	0-0	.000	2-2	1.000	0	1	1	3.3	2	0	1	0	0	0	2	3.9
at Texas A&M	02/10/18	dnp																		
Totals		0	343	36-60	.600	0-1	.000	17-32	.531	36	41	77	3.3	53	8	16	14	6	89	3.9

Games played: 23  
Minutes/game: 14.9  
Points/game: 3.9  
FG Pct: 60.0  
3FG Pct: 0.0  
FT Pct: 53.1

Rebounds/game: 3.3  
Assists/game: 0.3  
Turnovers/game: 0.7  
Assist/turnover ratio: 0.5  
Steals/game: 0.3  
Blocks/game: 0.6

### Superlatives

	Season Stats	Career Stats
10+ points	-	1
20+ points	-	-
3+ blocks	2	2
3+ steals	-	-
10+ rebounds	-	-
Double-doubles	-	-
Dunks	7	11

### Career Statistics

Year	GP-GS	Min-Avg	FG-FGA	Pct	3FG-FGA	Pct	FT-FTA	Pct	Off-Def-Tot-Avg	PF-FO	Ast	TO	Blk	Stl	Pts	Avg
2016-17	15-0	96-6.4	17-29	.586	0-0	.000	6-15	.400	12-19-31-2.1	19-0	2	7	10	1	40	2.7
2017-18	23-0	343-14.9	36-60	.600	0-1	.000	17-32	.531	36-41-77-3.3	53-0	8	16	14	6	89	3.9
TOTAL	38-0	439-11.6	53-89	.596	0-1	.000	23-47	.489	48-60-108-2.8	72-0	10	23	24	7	129	3.4



## Jarred Vanderbilt

Freshman • F • 6-9 • 214 lbs • Houston  
Victory Prep Academy • Undeclared/Exploratory  
Studies in Agriculture

# 2

### Bio Blast

- Made his debut at South Carolina and is averaging 6.3 rebounds in 13.9 minutes per game
- Came up two points shy of a first-career double-double at Mizzou with eight points, 10 boards
- Displayed his versatility late in the first half at South Carolina when he took over the “point forward” duties when Shai Gilgeous-Alexander and Hamidou Diallo picked up two fouls apiece
- Missed the first 17 games of the season with a foot injury. Initially diagnosed to return in January but decided to delay surgery and re-evaluate
- Rated as one of the nation’s top 20 prospects
- Averaged 28.5 points, 13.4 rebounds and 8.8 assists a game for Victory Prep Academy as a senior
- AAU teammate of former UK All-America guard De’Aaron Fox
- A McDonald’s All-American and Jordan Brand Classic participant
- McDonald’s High School All-American, Jordan Brand Classic and HoopHall Classic participant
- Honor-roll high-school student
- High school salutatorian for the Honor Society
- Returned to his hometown of Houston with Coach Calipari after the team raised \$1 million for a telethon for Hurricane Harvey victims

### Season Averages

Games played:	8
Minutes/game:	13.9
Points/game:	4.4
FG Pct:	30.8
3FG Pct:	0.0
FT Pct:	68.8
Rebounds/game:	6.3
Assists/game:	0.9
Turnovers/game:	1.3
Assist/turnover ratio:	0.7
Steals/game:	0.4
Blocks/game:	0.4

### Season Highs

Points	8, at Mizzou (02/03/18)
FG Made	3, at Texas A&M (02/10/18)
FG Attempts	7, twice, last at Texas A&M (02/10/18)
3FG Made	
3FG Attempts	1, vs. TENNESSEE (02/06/18)
FT Made	6, at Mizzou (02/03/18)
FT Attempts	6, at Mizzou (02/03/18)
Rebounds	11, at West Virginia (01/27/18)
Assists	3, at South Carolina (01/16/18)
Steals	1, 3x, last vs. TENNESSEE (02/06/18)
Blocks	1, 3x, last at Mizzou (02/03/18)
Minutes	24, at Texas A&M (02/10/18)

### Career Highs

Points	8, at Mizzou (02/03/18)
FG Made	3, at Texas A&M (02/10/18)
FG Attempts	7, twice, last at Texas A&M (02/10/18)
3FG Made	
3FG Attempts	1, vs. TENNESSEE (02/06/18)
FT Made	6, at Mizzou (02/03/18)
FT Attempts	6, at Mizzou (02/03/18)
Rebounds	11, at West Virginia (01/27/18)
Assists	3, at South Carolina (01/16/18)
Steals	1, 3x, last vs. TENNESSEE (02/06/18)
Blocks	1, 3x, last at Mizzou (02/03/18)
Minutes	24, at Texas A&M (02/10/18)

### Game-By-Game

Opponent	Date	gs	min	Total		3-Pointers		Free throws		Rebounds					pf	a	t/o	blk	stl	pts	avg
				fg	fga	pct	3fg	3fga	pct	ft	ftha	pct	off	def							
at South Carolina	1/16/18	14	2-5	.400	0-0	.000	2-4	.500	1	4	5	5.0	2	3	2	1	0	6	6.0		
FLORIDA	1/20/18	13	2-5	.400	0-0	.000	0-0	.000	2	4	6	5.5	2	0	0	0	0	4	5.0		
MISSISSIPPI STATE	1/23/18	11	1-7	.143	0-0	.000	0-0	.000	4	3	7	6.0	2	0	0	1	0	2	4.0		
at #17 West Virginia	1/27/18	11	0-5	.000	0-0	.000	1-2	.500	7	4	11	7.3	1	2	1	0	0	1	3.3		
VANDERBILT	1/30/18	7	1-2	.500	0-0	.000	1-2	.500	1	2	3	6.4	3	0	1	0	1	3	3.2		
at Mizzou	2/3/18	16	1-5	.200	0-0	.000	6-6	1.000	4	6	10	7.0	4	1	1	1	1	8	4.0		
#15/14 TENNESSEE	2/6/18	15	2-3	.667	0-1	.000	0-0	.000	1	0	1	6.1	3	0	2	0	1	4	4.0		
at Texas A&M	02/10/18	24	3-7	.429	0-0	.000	1-2	.500	3	4	7	6.3	5	1	3	0	0	7	4.4		
Totals		0	111	12-39	.308	0-1	.000	11-16	.688	23	27	50	6.3	22	7	10	3	3	35	4.4	

Games played: 8  
Minutes/game: 13.9  
Points/game: 4.4  
FG Pct: 30.8  
3FG Pct: 0.0  
FT Pct: 68.8

Rebounds/game: 6.3  
Assists/game: 0.9  
Turnovers/game: 1.3  
Assist/turnover ratio: 0.7  
Steals/game: 0.4  
Blocks/game: 0.4

### Superlatives

Season Stats	Career Stats
10+ points	-
20+ points	-
3+ blocks	-
3+ assists	1
10+ rebounds	2
Double-doubles	-
Dunks	2

### Career Statistics

Year	GP-GS	Min-Avg	FG-FGA	Pct	3FG-FGA	Pct	FT-FTA	Pct	Off-Def-Tot-Avg	PF-FO	Ast	TO	Blk	Stl	Pts	Avg
2017-18	8-0	111-13.9	12-39	.308	0-1	.000	11-16	.688	23-27-50-6.3	22-1	7	10	3	3	35	4.4
TOTAL	8-0	111-13.9	12-39	.308	0-1	.000	11-16	.688	23-27-50-6.3	22-1	7	10	3	3	35	4.4



## Hamidou Diallo

# 3

RS-Freshman • G • 6-5 • 198 lbs • Queens, N.Y.  
Putnam Science Academy • Undeclared/Exploratory  
Studies in Agriculture



### Bio Blast

- Pronunciation: HA-muh-dew dee-AH-low
- Scored 10 or more points in 14 games
- UK's third-leading scorer with an 11.6 average
- Hauled in at least three rebounds in 19 games
- Posted his first-career double-double in the SEC opener vs. Georgia
- SEC Freshman of the Week for Dec. 18 following 20-point, three-steal effort vs. Virginia Tech
- Preseason All-SEC pick by the media (first team) and the league's coaches (second team)
- Preseason watch list for three national player of the year awards: the Naismith Trophy, the Oscar Robertson Trophy and the Wooden Award
- On the preseason watch list for the Jerry West Award, presented annually by the Naismith Memorial Basketball Hall of Fame to the nation's top shooting guard
- Participated in the 2017 FIBA U19 World Cup with USA Basketball. Averaged 10.9 points and 3.9 rebounds in 18.4 minutes a game in seven games
- 2016-17 midyear enrollee. Joined UK in January from Putnam Science Academy in Connecticut
- Did not play in 2017-18 but became a key component in practice once he learned the system
- Tested the NBA Draft waters but decided to come back to school in May

### Season Averages

Games played:	25
Minutes/game:	26.9
Points/game:	11.6
FG Pct:	43.0
3FG Pct:	31.0
FT Pct:	61.8
Rebounds/game:	4.1
Assists/game:	1.5
Turnovers/game:	1.6
Assist/turnover ratio:	0.9
Steals/game:	0.8
Blocks/game:	0.3

### Season Highs

Points.....	23, vs. Monmouth (12/09/17)
FG Made.....	8, 3x, last vs. Monmouth (12/09/17)
FG Attempts.....	18, vs. UCLA (12/23/17)
3FG Made.....	4, vs. VIRGINIA TECH (12/16/17)
3FG Attempts.....	7, vs. VIRGINIA TECH (12/16/17)
FT Made.....	6, 3x, last vs. TEXAS A&M (01/09/18)
FT Attempts.....	10, vs. Monmouth (12/09/17)
Rebounds.....	10, twice, last vs. GEORGIA (12/31/17)
Assists.....	4, twice, last vs. UIC (11/26/17)
Steals.....	3, vs. VIRGINIA TECH (12/16/17)
Blocks.....	2, twice, last vs. MISSISSIPPI STATE (01/23/18)
Minutes.....	39, at Vanderbilt (01/13/18)

### Career Highs

Points.....	23, vs. Monmouth (12/09/17)
FG Made.....	8, 3x, last vs. Monmouth (12/09/17)
FG Attempts.....	18, vs. UCLA (12/23/17)
3FG Made.....	4, vs. VIRGINIA TECH (12/16/17)
3FG Attempts.....	7, vs. VIRGINIA TECH (12/16/17)
FT Made.....	6, 3x, last vs. TEXAS A&M (01/09/18)
FT Attempts.....	10, vs. Monmouth (12/09/17)
Rebounds.....	10, twice, last vs. GEORGIA (12/31/17)
Assists.....	4, twice, last vs. UIC (11/26/17)
Steals.....	3, vs. VIRGINIA TECH (12/16/17)
Blocks.....	2, twice, last vs. MISSISSIPPI STATE (01/23/18)
Minutes.....	39, at Vanderbilt (01/13/18)

### Game-By-Game

Opponent	Date	qs	min	Total		3-Pointers		Free throws		Rebounds			pf	a	t/o	blk	stl	pts	avg		
				fg-fga	pct	3fg-fga	pct	ft-fa	pct	off	def	tot								avg	
UTAH VALLEY	11/10/17	*	25	8-16	.500	2-4	.500	0-0	.000	2	3	5	5.0	2	3	1	0	0	18	18.0	
VERMONT	11/12/17	*	30	6-13	.462	1-2	.500	3-4	.750	0	1	1	3.0	4	3	0	1	1	16	17.0	
vs #4/3 Kansas	11/14/17	*	30	4-11	.364	0-3	.000	6-7	.857	2	3	5	3.7	3	4	3	1	1	14	16.0	
ETSU	11/17/17	*	27	3-7	.429	0-1	.000	1-2	.500	0	4	4	3.8	2	0	2	1	1	7	13.8	
TROY	11/20/17	*	29	3-12	.250	0-1	.000	2-6	.333	3	7	10	5.0	3	1	2	0	1	8	12.6	
FORT WAYNE	11/22/17	*	28	3-7	.429	2-3	.667	0-0	.000	0	4	4	4.8	4	3	2	0	1	8	11.8	
UIC	11/26/17	*	26	8-11	.727	0-0	.000	3-3	1.000	1	2	3	4.6	3	4	3	0	1	19	12.9	
HARVARD	12/2/17	*	26	7-16	.438	0-3	.000	5-6	.833	1	5	6	4.8	2	2	1	0	2	19	13.6	
vs Monmouth	12/9/17	*	30	8-13	.615	1-2	.500	6-10	.600	1	3	4	4.7	2	1	1	0	2	23	14.7	
RV/RV VIRGINIA TECH	12/16/17	*	34	7-16	.438	4-7	.571	2-4	.500	2	3	5	4.7	2	2	3	0	3	20	15.2	
vs UCLA	12/23/17	*	29	7-18	.389	1-5	.200	3-5	.600	0	4	4	4.6	3	1	2	0	0	18	15.5	
RV/RV LOUISVILLE	12/29/17	*	29	5-11	.455	1-2	.500	3-6	.500	1	5	6	4.8	2	0	1	0	2	14	15.3	
GEORGIA	12/31/17	*	34	3-8	.375	0-1	.000	4-8	.500	3	7	10	5.2	3	0	0	1	10	14.9		
at LSU	01/03/18	*	22	3-8	.375	1-2	.500	0-0	.000	1	1	2	4.9	1	0	4	0	1	7	14.4	
at #22/23 Tennessee	01/06/18	*	16	2-5	.400	1-2	.500	0-0	.000	0	4	4	4.9	5	2	1	0	0	5	13.7	
TEXAS A&M	01/09/18	*	34	6-9	.667	0-2	.000	6-9	.667	0	1	1	4.6	3	2	0	0	0	18	14.0	
at Vanderbilt	01/13/18	*	39	2-7	.286	1-2	.500	5-8	.625	1	2	3	4.5	4	1	1	2	0	10	13.8	
at South Carolina	01/16/18	*	25	1-5	.200	0-0	.000	3-6	.500	1	2	3	4.4	5	0	2	0	1	5	13.3	
FLORIDA	01/20/18	*	31	3-8	.375	1-4	.250	1-2	.500	1	5	6	4.5	2	3	2	1	1	8	13.0	
MISSISSIPPI STATE	01/23/18	*	27	3-8	.375	0-2	.000	0-1	.000	0	7	7	4.7	2	2	3	2	2	6	12.7	
at #7/7 West Virginia	01/27/18	*	25	4-8	.500	1-1	1.000	4-5	.800	1	2	3	4.6	3	2	2	0	0	13	12.7	
VANDERBILT	01/30/18	*	21	0-3	.000	0-1	.000	2-4	.500	0	1	1	4.4	0	1	0	0	0	2	12.2	
at Mizou	02/03/18	*	22	3-8	.375	0-2	.000	2-2	1.000	1	2	3	4.3	5	0	2	0	0	8	12.0	
#15/14 TENNESSEE	02/06/18	*	13	0-3	.000	0-2	.000	0-0	.000	0	0	0	4.2	2	0	2	0	0	0	11.5	
at Texas A&M	02/10/18	*	20	5-11	.455	1-4	.250	2-4	.500	1	1	2	4.1	4	0	0	0	0	13	11.6	
Totals			25	672	104-242	.430	18-58	.310	63-102	.618	23	79	102	4.1	71	37	40	7	21	289	11.6

Games played: 25  
Minutes/game: 26.9  
Points/game: 11.6  
FG Pct: 43.0  
3FG Pct: 31.0  
FT Pct: 61.8

Rebounds/game: 4.1  
Assists/game: 1.5  
Turnovers/game: 1.6  
Assist/turnover ratio: 0.9  
Steals/game: 0.8  
Blocks/game: 0.3

### Superlatives

Season Stats	Career Stats
10+ points	14
20+ points	2
3+ assists	6
3+ steals	1
10+ rebounds	2
Double-doubles	1
Dunks	13

### Career Statistics

Year	GP-GS	Min-Avg	FG-FGA	Pct	3FG-FGA	Pct	FT-FTA	Pct	Off-Def-Tot-Avg	PF-FO	Ast	TO	Blk	Stl	Pts	Avg
2017-18	25-25	672-26.9	104-242	.430	18-58	.310	63-102	.618	23-79-102-4.1	71-3	37	40	7	21	289	11.6
TOTAL	25-25	672-26.9	104-242	.430	18-58	.310	63-102	.618	23-79-102-4.1	71-3	37	40	7	21	289	11.6

## Nick Richards

# 4

Freshman • F • 6-11 • 240 lbs • Kingston, Jamaica  
The Patrick School • Undeclared/Exploratory  
Studies in Agriculture



### Bio Blast

- Leads the team with 30 blocks and is third on the team in rebounds with 134
- Scored eight or more points in four of the last eight games
- Had a breakout performance with his first career double-double (25 points, 15 rebounds) vs. Fort Wayne
  - Became the third UK player in the Calipari era with 25 points and 15 rebounds in a game (Terrence Jones vs. Notre Dame, (12/8/10); DeMarcus Cousins vs. Sam Houston State, 11/19/09)
  - Going 9 of 10 from the field vs. Fort Wayne, he became the first UK player to shoot at least 90 percent from in a game (min. 10 FG att.) since Alex Poythress vs. Lafayette on Nov. 16, 2012
- On the preseason watch list for the Kareem Abdul-Jabbar Award, presented annually by the Naismith Memorial Basketball Hall of Fame to the nation's top center
- Ranked in the top 20 by the major recruiting services, including 247Sports (No. 15), ESPN (No. 17), and Rivals (No. 17)
- Joined UK players Karl-Anthony Towns and Isaiah Briscoe as other future Wildcat high school stars to lead their teams to the New Jersey Tournament of Champions when he led The Patrick School to a 64-45 win as a senior
- Played at the same high school as former Wildcat Michael Kidd-Gilchrist

### Season Averages

Games played:	25
Minutes/game:	17.0
Points/game	6.6
FG Pct:	60.6
FT Pct:	74.6
Rebounds/game:	5.4
Assists/game:	0.3
Turnovers/game:	0.9
Assist/turnover ratio:	0.3
Steals/game:	0.1
Blocks/game:	1.2

### Season Highs

Points.....	25, vs. FORT WAYNE (11/22/17)
FG Made.....	9, vs. FORT WAYNE (11/22/17)
FG Attempts.....	10, vs. FORT WAYNE (11/22/17)
3FG Made.....	
3FG Attempts.....	
FT Made.....	7, vs. FORT WAYNE (11/22/17)
FT Attempts.....	7, twice, last vs. VANDERBILT (01/30/18)
Rebounds.....	15, vs. FORT WAYNE (11/22/17)
Assists.....	2, vs. UCLA (12/23/17)
Steals.....	1, twice, last vs. TEXAS A&M (01/09/18)
Blocks.....	3, 4x, last vs. VIRGINIA TECH (12/16/17)
Minutes.....	26, 3x, last vs. TENNESSEE (02/06/18)

### Career Highs

Points.....	25, vs. FORT WAYNE (11/22/17)
FG Made.....	9, vs. FORT WAYNE (11/22/17)
FG Attempts.....	10, vs. FORT WAYNE (11/22/17)
3FG Made.....	
3FG Attempts.....	
FT Made.....	7, vs. FORT WAYNE (11/22/17)
FT Attempts.....	7, twice, last vs. VANDERBILT (01/30/18)
Rebounds.....	15, vs. FORT WAYNE (11/22/17)
Assists.....	2, vs. UCLA (12/23/17)
Steals.....	1, twice, last vs. TEXAS A&M (01/09/18)
Blocks.....	3, 4x, last vs. VIRGINIA TECH (12/16/17)
Minutes.....	26, 3x, last vs. TENNESSEE (02/06/18)

### Game-By-Game

Opponent	Date	gs	min	Total		3-Pointers		Free throws		Rebounds				pf	a	t/o	blk	stl	pts	avg
				fg	fga	fga	pct	ft	fta	off	def	tot	avg							
UTAH VALLEY	11/10/17	*	24	4-7	.571	0-0	.000	2-3	.667	2	1	3	3.0	3	0	2	3	1	10	10.0
VERMONT	11/12/17	*	13	1-2	.500	0-0	.000	0-0	.000	2	2	4	3.5	2	1	0	0	0	2	6.0
vs #4/3 Kansas	11/14/17	*	13	1-4	.250	0-0	.000	0-0	.000	2	7	9	5.3	3	0	3	1	0	2	4.7
ETSU	11/17/17	*	11	1-1	1.000	0-0	.000	0-1	.000	0	3	3	4.8	3	0	0	0	0	2	4.0
TROY	11/20/17	*	12	3-5	.600	0-0	.000	2-2	1.000	4	4	8	5.4	2	0	0	0	0	8	4.8
FORT WAYNE	11/22/17	*	26	9-10	.900	0-0	.000	7-7	1.000	5	10	15	7.0	4	1	1	2	0	25	8.2
UIC	11/26/17	*	22	4-6	.667	0-0	.000	3-5	.600	1	2	3	6.4	1	1	0	3	0	11	8.6
HARVARD	12/2/17	*	20	3-5	.600	0-0	.000	3-4	.750	2	5	7	6.5	3	1	0	3	0	9	8.6
vs Monmouth	12/9/17	*	18	5-7	.714	0-0	.000	0-0	.000	4	4	8	6.7	3	0	2	1	0	10	8.8
RV/RV VIRGINIA TECH	12/16/17	*	22	3-5	.600	0-0	.000	2-4	.500	3	3	6	6.6	2	1	1	3	0	8	8.7
vs UCLA	12/23/17	*	26	3-5	.600	0-0	.000	1-2	.500	1	5	6	6.5	1	2	2	1	0	7	8.5
RV/RV LOUISVILLE	12/29/17	*	17	1-4	.250	0-0	.000	2-2	1.000	2	4	6	6.5	2	0	0	2	0	4	8.2
GEORGIA	12/31/17	*	3	0-1	.000	0-0	.000	0-0	.000	0	0	0	6.0	2	0	1	0	0	0	7.5
at LSU	01/03/18	*	10	1-2	.500	0-0	.000	0-0	.000	0	1	1	5.6	1	0	0	0	0	2	7.1
at #22/23 Tennessee	01/06/18	*	24	4-4	1.000	0-0	.000	1-2	.500	2	6	8	5.8	1	0	0	1	0	9	7.3
TEXAS A&M	01/09/18	*	16	0-0	.000	0-0	.000	2-2	1.000	0	4	4	5.7	2	0	1	0	1	2	6.9
at Vanderbilt	01/13/18	*	12	2-2	1.000	0-0	.000	0-0	.000	0	3	3	5.5	3	0	1	2	0	4	6.8
at South Carolina	01/16/18	*	23	5-7	.714	0-0	.000	2-2	1.000	2	2	4	5.4	5	0	1	1	0	12	7.1
FLORIDA	01/20/18	*	20	2-3	.667	0-0	.000	4-6	.667	4	5	9	5.6	0	1	2	2	0	8	7.1
MISSISSIPPI STATE	01/23/18	*	11	0-1	.000	0-0	.000	0-0	.000	0	1	1	5.4	0	0	0	0	0	0	6.8
at #7/7 West Virginia	01/27/18	*	20	2-4	.500	0-0	.000	5-6	.833	2	6	8	5.5	4	0	2	1	0	9	6.9
VANDERBILT	01/30/18	*	12	2-5	.400	0-0	.000	6-7	.857	3	3	6	5.5	3	0	0	2	0	10	7.0
at Mizou	02/03/18	*	10	1-2	.500	0-0	.000	1-2	.500	0	2	2	5.4	2	0	1	0	0	3	6.8
#15/14 TENNESSEE	02/06/18	*	26	2-4	.500	0-0	.000	1-2	.500	2	6	8	5.5	2	0	1	1	0	5	6.8
at Texas A&M	02/10/18	*	14	1-3	.333	0-0	.000	0-0	.000	1	1	2	5.4	1	0	2	1	0	2	6.6
Totals			25	425	60-99	.606	0-0	44-59	.746	44	90	134	5.4	55	8	23	30	2	164	6.6

Games played: 25  
Minutes/game: 17.0  
Points/game: 6.6  
FG Pct: 60.6  
FT Pct: 74.6

Rebounds/game: 5.4  
Assists/game: 0.3  
Turnovers/game: 0.9  
Assist/turnover ratio: 0.3  
Steals/game: 0.1  
Blocks/game: 1.2

### Superlatives

Season Stats		Career Stats	
10+ points	6	10+ points	6
20+ points	1	20+ points	1
3+ blocks	4	3+ blocks	4
3+ steals	-	3+ steals	-
10+ rebounds	1	10+ rebounds	1
Double-doubles	1	Double-doubles	1
Dunks	23	Dunks	23

### Career Statistics

Year	GP-GS	Min-Avg	FG-FGA	Pct	3FG-FGA	Pct	FT-FTA	Pct	Off-Def-Tot-Avg	PF-FO	Ast	TO	Blk	Stl	Pts	Avg
2017-18	25-25	425-17.0	60-99	.606	0-0	.000	44-59	.746	44-90-134-5.4	55-1	8	23	30	2	164	6.6
TOTAL	25-25	425-17.0	60-99	.606	0-0	.000	44-59	.746	44-90-134-5.4	55-1	8	23	30	2	164	6.6



## Kevin Knox

Freshman • F • 6-9 • 215 lbs • Tampa, Fla.  
Tampa Catholic • Undeclared/Exploratory Studies in Agriculture

# 5

### Bio Blast

- Leads the team in scoring (15.0 per game), total rebounds (139) and 3-pointers made (39)
- Owns a team-best rebounding average at 5.6 (minimum 10 games played)
- Has scored in double figures in all but six games
- Has a team-best two double-doubles and six 20-point games
- Scored a career-high 34 points at West Virginia, including sinking a career-high five 3-pointers. It was the most points this season for a UK player and tied Malik Monk (at Ole Miss) for the most points by a freshman on the road in school history
- Named Citizen Naismith National Player of the Week, Oscar Robertson National Player of the Week (USBWA), Wayman Tisdale Freshman of the Week (USBWA) and SEC Freshman of the Week for the week of Jan. 29 for his performances vs. Mississippi State and West Virginia
- Scored nine of the team's final 15 points in the win at Vanderbilt
- Preseason All-SEC pick by the league's coaches (first team) and media (second team)
- Preseason watch list for three national player of the year awards: the Naismith Trophy, the Oscar Robertson Trophy and the Wooden Award
- On the preseason watch list for the Julius Erving Award, presented annually by the Naismith Memorial Basketball Hall of Fame to the nation's top small forward

### Season Averages

Games played:	25
Minutes/game:	32.8
Points/game:	15.0
FG Pct:	45.0
3FG Pct:	34.8
FT Pct:	75.5
Rebounds/game:	5.6
Assists/game:	1.6
Turnovers/game:	2.3
Assist/turnover ratio:	0.7
Steals/game:	0.9
Blocks/game:	0.2

### Season Highs

Points	34, at West Virginia (01/27/18)
FG Made	11, at West Virginia (01/27/18)
FG Attempts	17, at West Virginia (01/27/18)
3FG Made	5, at West Virginia (01/27/18)
3FG Attempts	8, twice, last at West Virginia (01/27/18)
FT Made	8, at South Carolina (01/16/18)
FT Attempts	10, twice, last at South Carolina (01/16/18)
Rebounds	11, at LSU (01/03/18)
Assists	4, 4x, last at Texas A&M (02/10/18)
Steals	4, vs. UTAH VALLEY (11/10/17)
Blocks	1, 6x, last at Tennessee (01/06/18)
Minutes	40, vs. VANDERBILT (01/30/18)

### Career Highs

Points	34, at West Virginia (01/27/18)
FG Made	11, at West Virginia (01/27/18)
FG Attempts	17, at West Virginia (01/27/18)
3FG Made	5, at West Virginia (01/27/18)
3FG Attempts	8, twice, last at West Virginia (01/27/18)
FT Made	8, at South Carolina (01/16/18)
FT Attempts	10, twice, last at South Carolina (01/16/18)
Rebounds	11, at LSU (01/03/18)
Assists	4, 4x, last at Texas A&M (02/10/18)
Steals	4, vs. UTAH VALLEY (11/10/17)
Blocks	1, 6x, last at Tennessee (01/06/18)
Minutes	40, vs. VANDERBILT (01/30/18)

### Game-By-Game

#05 Knox, Kevin

Opponent	Date	gs	min	Total		3-Pointers		Free throws		Rebounds					pts	avg					
				fg-fga	pct	3fg-fga	pct	ft-fga	pct	off	def	tot	avg	pf			a	t/o	blk	stl	
UTAH VALLEY	11/10/17	*	37	3-13	.231	1-4	.250	5-6	.833	2	4	6	6.0	3	4	2	1	4	12	12.0	
VERMONT	11/12/17	*	35	3-10	.300	1-4	.250	4-4	1.000	0	8	8	7.0	2	1	2	0	0	11	11.5	
vs #4/3 Kansas	11/14/17	*	37	8-13	.615	3-6	.500	1-2	.500	2	5	7	7.0	0	0	1	1	2	20	14.3	
ETSU	11/17/17	*	34	6-13	.462	4-7	.571	1-4	.250	0	10	10	7.8	3	2	6	1	0	17	15.0	
TROY	11/20/17	*	35	7-12	.583	1-3	.333	2-5	.400	1	4	5	7.2	2	1	2	0	1	17	15.4	
FORT WAYNE	11/22/17	*	35	4-10	.400	1-3	.333	2-2	1.000	0	2	2	6.3	1	3	1	0	0	11	14.7	
UIC	11/26/17	*	33	9-13	.692	0-4	.000	7-10	.700	0	2	2	5.7	1	1	2	1	1	25	16.1	
HARVARD	12/2/17	*	36	7-13	.538	2-7	.286	4-4	1.000	2	5	7	5.9	2	1	3	1	1	20	16.6	
vs Monmouth	12/9/17	*	31	1-9	.111	1-5	.200	1-2	.500	1	4	5	5.8	2	4	7	0	1	4	15.2	
RV/RV VIRGINIA TECH	12/16/17	*	35	7-15	.467	2-5	.400	5-6	.833	2	3	5	5.7	2	4	2	0	1	21	15.8	
vs UCLA	12/23/17	*	35	6-12	.500	2-5	.400	1-2	.500	0	5	5	5.6	4	3	4	0	2	15	15.7	
RV/RV LOUISVILLE	12/29/17	*	17	2-8	.250	0-3	.000	4-5	.800	0	7	7	5.8	5	0	2	0	0	8	15.1	
GEORGIA	12/31/17	*	28	2-10	.200	1-4	.250	2-3	.667	1	3	4	5.6	3	3	1	0	1	7	14.5	
at LSU	01/03/18	*	35	7-12	.583	2-3	.667	0-0	.000	2	9	11	6.0	1	1	2	0	0	16	14.6	
at #22/23 Tennessee	01/06/18	*	31	1-9	.111	0-5	.000	4-4	1.000	0	5	5	5.9	4	0	2	1	0	6	14.0	
TEXAS A&M	01/09/18	*	25	5-5	1.000	2-2	1.000	3-4	.750	0	2	2	5.7	2	0	4	0	0	15	14.1	
at Vanderbilt	01/13/18	*	28	5-9	.556	0-2	.000	7-7	1.000	1	3	4	5.6	2	1	1	0	1	17	14.2	
at South Carolina	01/16/18	*	39	6-16	.375	1-8	.125	8-10	.800	1	7	8	5.7	3	2	1	0	2	21	14.6	
FLORIDA	01/20/18	*	25	4-10	.400	1-4	.250	0-0	.000	0	4	4	5.6	3	1	3	0	1	9	14.3	
MISSISSIPPI STATE	01/23/18	*	36	5-6	.833	4-4	1.000	5-6	.833	1	5	6	5.7	1	1	4	0	2	19	14.6	
at #7/7 West Virginia	01/27/18	*	35	11-17	.647	5-8	.625	7-8	.875	4	3	7	5.7	1	0	1	0	0	34	15.5	
VANDERBILT	01/30/18	*	40	6-15	.400	2-6	.333	4-7	.571	1	7	8	5.8	2	0	1	0	1	18	15.6	
at Mizzou	02/03/18	*	25	2-6	.333	0-2	.000	1-3	.333	2	1	3	5.7	3	1	2	0	0	5	15.1	
#15/14 TENNESSEE	02/06/18	*	37	3-11	.273	0-3	.000	4-5	.800	0	3	3	5.6	0	1	0	0	1	10	14.9	
at Texas A&M	02/10/18	*	36	7-15	.467	3-5	.600	1-1	1.000	0	5	5	5.6	2	4	1	0	0	18	15.0	
Totals			25	820	127-282	.450	39-112	.348	83-110	.755	23	116	139	5.6	54	39	57	6	22	376	15.0

Games played: 25  
Minutes/game: 32.8  
Points/game: 15.0  
FG Pct: 45.0  
3FG Pct: 34.8  
FT Pct: 75.5

Rebounds/game: 5.6  
Assists/game: 1.6  
Turnovers/game: 2.3  
Assist/turnover ratio: 0.7  
Steals/game: 0.9  
Blocks/game: 0.2

### Superlatives

Season Stats	Career Stats
10+ points	19
20+ points	6
3+ assists	7
3+ steals	1
10+ rebounds	2
Double-doubles	2
Dunks	15

### Career Statistics

Year	GP-GS	Min-Avg	FG-FGA	Pct	3FG-FGA	Pct	FT-FTA	Pct	Off-Def-Tot-Avg	PF-FO	Ast	TO	Blk	Stl	Pts	Avg
2017-18	25-25	820-32.8	127-282	.450	39-112	.348	83-110	.755	23-116-139-5.6	54-1	39	57	6	22	376	15.0
TOTAL	25-25	820-32.8	127-282	.450	39-112	.348	83-110	.755	23-116-139-5.6	54-1	39	57	6	22	376	15.0



## Jonny David

# 10

Junior • G • 6-2 • 183 lbs • Pittsburgh  
Mt. Lebanon • Kinesiology



### Bio Blast

- Logged his first action of the season against Fort Wayne and UIC
- Played in all three exhibition games, scoring against Thomas More
- Appeared in seven games as a sophomore, totaling five points
- Appeared in 11 games during his freshman campaign
- SEC Academic Honor Roll member the past two years
- Dean's List in fall 2016
- 1,000-point scorer in high school
- His father was a letterwinner at the University of Pittsburgh while head coach John Calipari was an assistant coach

### Season Averages

Games played	4
Minutes/game	1.0
Points/game	
FG Pct.	
3FG Pct.	
FT Pct.	
Rebounds/game	
Assists/game	
Turnovers/game	0.5
Assist/turnover ratio	
Steals/game	
Blocks/game	

### Season Highs

Points	
FG Made	
FG Attempts	
3FG Made	
3FG Attempts	
FT Made	
FT Attempts	
Rebounds	
Assists	
Steals	
Blocks	
Minutes	2, vs. UIC (11/26/17)

### Career Highs

Points	5, vs. TEXAS A&M (1/3/17)
FG Made	1, vs. TEXAS A&M (1/3/17)
FG Attempts	1, four times, last vs. TEXAS A&M (1/3/17)
3FG Made	1, vs. TEXAS A&M (1/3/17)
3FG Attempts	1, three times, last vs. TEXAS A&M (1/3/17)
FT Made	2, twice, last vs. TEXAS A&M (1/3/17)
FT Attempts	2, three times, last vs. TEXAS A&M (1/3/17)
Rebounds	
Assists	
Steals	
Blocks	
Minutes	3, vs. CLEVELAND ST. (11/23/16)

### Game-By-Game

Opponent	Date	qs	min	Total fg-fga	pct	3-Pointers 3fg-fga	pct	Free throws ft-fga	pct	Rebounds off	def	tot	avg	pf	a	t/o	blk	stl	pts	avg
UTAH VALLEY	11/10/17	dnp	-	-	-	-	-	-	-	-	-	-	-	-	-	-	-	-	-	-
VERMONT	11/12/17	dnp	-	-	-	-	-	-	-	-	-	-	-	-	-	-	-	-	-	-
vs #4/3 Kansas	11/14/17	dnp	-	-	-	-	-	-	-	-	-	-	-	-	-	-	-	-	-	-
ETSU	11/17/17	dnp	-	-	-	-	-	-	-	-	-	-	-	-	-	-	-	-	-	-
TROY	11/20/17	dnp	-	-	-	-	-	-	-	-	-	-	-	-	-	-	-	-	-	-
FORT WAYNE	11/22/17	1	0-0	.000	0-0	.000	0-0	.000	0-0	0	0	0	0.0	0	0	0	0	0	0	0.0
UIC	11/26/17	2	0-0	.000	0-0	.000	0-0	.000	0-0	0	0	0	0.0	1	0	2	0	0	0	0.0
HARVARD	12/2/17	dnp	-	-	-	-	-	-	-	-	-	-	-	-	-	-	-	-	-	-
vs Monmouth	12/9/17	0	0-0	.000	0-0	.000	0-0	.000	0-0	0	0	0	0.0	0	0	0	0	0	0	0.0
RV/RV VIRGINIA TECH	12/16/17	dnp	-	-	-	-	-	-	-	-	-	-	-	-	-	-	-	-	-	-
vs UCLA	12/23/17	dnp	-	-	-	-	-	-	-	-	-	-	-	-	-	-	-	-	-	-
RV/RV LOUISVILLE	12/29/17	1	0-0	.000	0-0	.000	0-0	.000	0-0	0	0	0	0.0	0	0	0	0	0	0	0.0
GEORGIA	12/31/17	dnp	-	-	-	-	-	-	-	-	-	-	-	-	-	-	-	-	-	-
at LSU	01/03/18	dnp	-	-	-	-	-	-	-	-	-	-	-	-	-	-	-	-	-	-
at #22/23 Tennessee	01/06/18	dnp	-	-	-	-	-	-	-	-	-	-	-	-	-	-	-	-	-	-
TEXAS A&M	01/09/18	dnp	-	-	-	-	-	-	-	-	-	-	-	-	-	-	-	-	-	-
at Vanderbilt	01/13/18	dnp	-	-	-	-	-	-	-	-	-	-	-	-	-	-	-	-	-	-
at South Carolina	01/16/18	dnp	-	-	-	-	-	-	-	-	-	-	-	-	-	-	-	-	-	-
FLORIDA	01/20/18	dnp	-	-	-	-	-	-	-	-	-	-	-	-	-	-	-	-	-	-
MISSISSIPPI STATE	01/23/18	dnp	-	-	-	-	-	-	-	-	-	-	-	-	-	-	-	-	-	-
at #7/7 West Virginia	01/27/18	dnp	-	-	-	-	-	-	-	-	-	-	-	-	-	-	-	-	-	-
VANDERBILT	01/30/18	dnp	-	-	-	-	-	-	-	-	-	-	-	-	-	-	-	-	-	-
at Mizzou	02/03/18	dnp	-	-	-	-	-	-	-	-	-	-	-	-	-	-	-	-	-	-
#15/14 TENNESSEE	02/06/18	dnp	-	-	-	-	-	-	-	-	-	-	-	-	-	-	-	-	-	-
at Texas A&M	02/10/18	dnp	-	-	-	-	-	-	-	-	-	-	-	-	-	-	-	-	-	-
Totals		0	4	0-0	.000	0-0	.000	0-0	.000	0	0	0	0.0	1	0	2	0	0	0	0.0

Games played: 4  
Minutes/game: 1.0

Turnovers/game: 0.5

### Superlatives

Season Stats	Career Stats
10+ points	-
20+ points	-
3+ assists	-
3+ steals	-
10+ rebounds	-
Double-doubles	-
Dunks	-

### Career Statistics

Year	GP-GS	Min-Avg	FG-FGA	Pct	3FG-FGA	Pct	FT-FTA	Pct	Off-Def-Tot-Avg	PF-FO	Ast	TO	Blk	Stl	Pts	Avg
2015-16	11-0	11-1.0	0-2	.00	0-2	.000	2-2	1.000	0-0-0-0.0	1-0	0	1	0	0	2	0.2
2016-17	7-0	11-1.6	1-2	.500	1-1	1.000	2-4	.500	0-0-0-0.0	0-0	0	3	0	0	5	0.7
2017-18	4-0	4-1.0	0-0	.000	0-0	.000	0-0	.000	0-0-0-0.0	1-0	0	2	0	0	0	0.0
TOTAL	22-0	26-1.2	1-4	.250	1-3	.333	4-6	.667	0-0-0-0.0	2-0	0	6	0	0	7	0.3



## Jemarl Baker

# 13

Freshman • G • 6-4 • 182 lbs • Menifee, Calif.  
Eleanor Roosevelt • Undeclared/Exploratory Studies in Arts and Sciences



### Bio Blast

- Pronunciation: like Jamal
- Underwent left knee surgery at the end of October and is expected to miss three months from the time of the surgery. Has begun working out
- Considered one of the premier shooters in the country whose range extends well beyond the college 3-point arc
- A consensus four-star prospect ranked among the top 100
- Averaged 17.1 points, 4.1 assists and 3.5 rebounds per game as a senior
- Led Roosevelt to its first-ever state title
- Honor-roll student in high school

### Season Averages

Games played	.....
Minutes/game	.....
Points/game	.....
FG Pct	.....
3FG Pct	.....
FT Pct	.....
Rebounds/game	.....
Assists/game	.....
Turnovers/game	.....
Assist/turnover ratio	.....
Blocks/game	.....

### Season Highs

Points	.....
FG Made	.....
FG Attempts	.....
3FG Made	.....
3FG Attempts	.....
FT Made	.....
FT Attempts	.....
Rebounds	.....
Assists	.....
Steals	.....
Blocks	.....
Minutes	.....

### Career Highs

Points	.....
FG Made	.....
FG Attempts	.....
3FG Made	.....
3FG Attempts	.....
FT Made	.....
FT Attempts	.....
Rebounds	.....
Assists	.....
Steals	.....
Blocks	.....
Minutes	.....

### Game-By-Game

### Superlatives

Season Stats		Career Stats	
10+ points	-	10+ points	-
20+ points	-	20+ points	-
3+ assists	-	3+ assists	-
3+ steals	-	3+ steals	-
10+ rebounds	-	10+ rebounds	-
Double-doubles	-	Double-doubles	-
Dunks	-	Dunks	-

### Career Statistics

Year	GP-GS	Min-Avg	FG-FGA	Pct	3FG-FGA	Pct	FT-FTA	Pct	Off-Def-Tot-Avg	PF-FO	Ast	TO	Blk	Stl	Pts	Avg
2017-18																
TOTAL																



# Tai Wynyard

# 14

RS-Sophomore • F • 6-10 • 250 lbs • Auckland, New Zealand  
Rangitoto College • Undergraduate Studies



## Bio Blast

- Pronunciation: tie WIN-yard
- Suspended from team-related activities for a violation of team rules until further notice
- Appeared in seven games in a row between Nov. 14 and Dec. 9. Hasn't played since Dec. 31 because of a back injury and is expected to miss the rest of the season due to the injury
- Played well in a season-high 12 minutes vs. Monmouth, trying his career high with four points while grabbing a career-high six boards. After the game, Calipari said of Wynyard: "One guy's misery is another guy's opportunity, and Tai was ready for his chance"
- Suited up for New Zealand at the 2017 FIBA U19 World Cup
- Averaged team highs in points (13.8) and rebounds (9.2) in six games for the Junior Tall Blacks
- Made 15 appearances in his redshirt freshman campaign
- Scored 11 points, had 13 rebounds and three blocks, while averaging 3.6 minutes a game
- Redshirted after enrolling midyear during the 2015-16 season
- Played for the New Zealand National Team in the FIBA 3-on-3 World Championships for a second-straight year this summer

## Season Averages

Games played	8
Minutes/game	5.4
Points/game	1.0
FG Pct	42.9
3FG Pct	
FT Pct	100.0
Rebounds/game	1.8
Assists/game	
Turnovers/game	0.4
Steals/game	0.4
Blocks/game	0.1

## Season Highs

Points	4, twice, last vs. Monmouth (12/09/17)
FG Made	2, vs. UIC (11/26/17)
FG Attempts	2, twice, last vs. UIC (11/26/17)
3FG Made	
3FG Attempts	
FT Made	2, vs. Monmouth (12/09/17)
FT Attempts	2, vs. Monmouth (12/09/17)
Rebounds	6, vs. Monmouth (12/09/17)
Assists	
Steals	2, vs. Monmouth (12/09/17)
Blocks	1, vs. ETSU (11/17/17)
Minutes	12, vs. Monmouth (12/09/17)

## Career Highs

Points	4, 3x, last vs. Monmouth (12/09/17)
FG Made	2, twice, last vs. UIC (11/26/17)
FG Attempts	2, 3x, last vs. UIC (11/26/17)
3FG Made	
3FG Attempts	
FT Made	2, vs. Monmouth (12/09/17)
FT Attempts	2, twice, last vs. Monmouth (12/09/17)
Rebounds	6, vs. Monmouth (12/09/17)
Assists	1, vs. UT MARTIN (11/25/16)
Steals	2, vs. Monmouth (12/09/17)
Blocks	1, four times, last vs. ETSU (11/17/17)
Minutes	12, twice, last vs. Monmouth (12/09/17)

## Game-By-Game

Opponent	Date	gs	min	Total		3-Pointers		Free throws		Rebounds				pf	a	t/o	blk	stl	pts	avg
				fg-fga	pct	3fg-fga	pct	ft-fga	pct	off	def	tot	avg							
UTAH VALLEY	11/10/17	dnp	-	-	-	-	-	-	-	-	-	-	-	-	-	-	-	-	-	-
VERMONT	11/12/17	dnp	-	-	-	-	-	-	-	-	-	-	-	-	-	-	-	-	-	-
vs #4/3 Kansas	11/14/17	7	0-1	.000	0-0	.000	0-0	.000	0-0	.000	0	0	0	0.0	1	0	0	0	0	0.0
ETSU	11/17/17	3	0-0	.000	0-0	.000	0-0	.000	0-0	.000	0	1	1	0.5	1	0	0	1	0	0.0
TROY	11/20/17	3	0-2	.000	0-0	.000	0-0	.000	0-0	.000	2	1	3	1.3	0	0	0	0	0	0.0
FORT WAYNE	11/22/17	4	0-0	.000	0-0	.000	0-0	.000	0-0	.000	0	0	0	1.0	1	0	1	0	0	0.0
UIC	11/26/17	5	2-2	1.000	0-0	.000	0-0	.000	0-0	.000	1	2	3	1.4	1	0	0	0	0	0.8
HARVARD	12/2/17	2	0-0	.000	0-0	.000	0-0	.000	0-0	.000	0	0	0	1.2	0	0	0	0	0	0.7
vs Monmouth	12/9/17	12	1-1	1.000	0-0	.000	2-2	1.000	2	4	6	1.9	3	0	2	0	2	4	1.1	
RV/RV VIRGINIA TECH	12/16/17	dnp	-	-	-	-	-	-	-	-	-	-	-	-	-	-	-	-	-	-
vs UCLA	12/23/17	dnp	-	-	-	-	-	-	-	-	-	-	-	-	-	-	-	-	-	-
RV/RV LOUISVILLE	12/29/17	dnp	-	-	-	-	-	-	-	-	-	-	-	-	-	-	-	-	-	-
GEORGIA	12/31/17	7	0-1	.000	0-0	.000	0-0	.000	1	0	1	1.8	1	0	0	0	1	0	1.0	
at LSU	01/03/18	dnp	-	-	-	-	-	-	-	-	-	-	-	-	-	-	-	-	-	-
at #22/23 Tennessee	01/06/18	dnp	-	-	-	-	-	-	-	-	-	-	-	-	-	-	-	-	-	-
TEXAS A&M	01/09/18	dnp	-	-	-	-	-	-	-	-	-	-	-	-	-	-	-	-	-	-
at Vanderbilt	01/13/18	dnp	-	-	-	-	-	-	-	-	-	-	-	-	-	-	-	-	-	-
at South Carolina	01/16/18	dnp	-	-	-	-	-	-	-	-	-	-	-	-	-	-	-	-	-	-
FLORIDA	01/20/18	dnp	-	-	-	-	-	-	-	-	-	-	-	-	-	-	-	-	-	-
MISSISSIPPI STATE	01/23/18	dnp	-	-	-	-	-	-	-	-	-	-	-	-	-	-	-	-	-	-
at #7/7 West Virginia	01/27/18	dnp	-	-	-	-	-	-	-	-	-	-	-	-	-	-	-	-	-	-
VANDERBILT	01/30/18	dnp	-	-	-	-	-	-	-	-	-	-	-	-	-	-	-	-	-	-
at Mizzou	02/03/18	dnp	-	-	-	-	-	-	-	-	-	-	-	-	-	-	-	-	-	-
#15/14 TENNESSEE	02/06/18	dnp	-	-	-	-	-	-	-	-	-	-	-	-	-	-	-	-	-	-
at Texas A&M	02/10/18	dnp	-	-	-	-	-	-	-	-	-	-	-	-	-	-	-	-	-	-
Totals		0	43	3-7	.429	0-0	.000	2-2	1.000	6	8	14	1.8	8	0	3	1	3	8	1.0

Games played: 8  
Minutes/game: 5.4  
Points/game: 1.0  
FG Pct: 42.9  
FT Pct: 100.0

Rebounds/game: 1.8  
Turnovers/game: 0.4  
Steals/game: 0.4  
Blocks/game: 0.1

## Superlatives

Season Stats	Career Stats
10+ points	-
20+ points	-
3+ blocks	-
3+ steals	-
10+ rebounds	-
Double-doubles	-
Dunks	1

## Career Statistics

Year	GP-GS	Min-Avg	FG-FGA	Pct	3FG-FGA	Pct	FT-FTA	Pct	Off-Def-Tot-Avg	PF-FO	Ast	TO	Blk	Stl	Pts	Avg
2016-17	15-0	54-3.6	5-6	.833	0-0	.000	1-3	.333	5-8-13-0.9	11-0	1	2	3	1	11	0.7
2017-18	8-0	43-5.4	3-7	.429	0-0	.000	2-2	1.000	6-8-14-1.8	8-0	0	3	1	3	8	1.0
TOTAL	23-0	97-4.2	8-13	.615	0-0	.000	3-5	.600	11-16-27-1.2	19-0	1	5	4	4	19	0.8



## Shai Gilgeous-Alexander

Freshman • G • 6-6 • 180 lbs • Hamilton, Canada  
Hamilton Heights • Undeclared/Exploratory  
Studies in Agriculture

# 22

### Bio Blast

- Pronunciation: shay GILL-juss
- Has started in each of the past 10 games, averaging 16.6 points per game during that stretch
- Has played 39 minutes three times and more than 35 minutes 10 times, including the last four
- Leads the team in assists (115) and steals (43)
- Scored in double figures in 11 of the last 14 games
- Has tallied at least three assists in all but three games this season
  - Has at least four assists in 13 of the last 15
- Scored a career-high 30 points, including 24 after halftime and the game-tying free throws at the end of regulation to force overtime, last Tuesday vs. Vanderbilt
  - He's the ninth freshman in the Calipari era to score 30 or more in a game
- Named MVP of the Louisville game by the Bluegrass Sports Commission
- Followed up his career-high 24 points vs. Louisville with a second straight 20-point performance from off the bench vs. Georgia and then 18 at LSU.
  - First Wildcat to score 20 or more points off the bench since Deron Feldhouse in January 1992
- Originally from Canada, Gilgeous-Alexander was a member of the 2016 Canadian Men's U18 Na-

### Season Averages

Games played:	25
Minutes/game:	32.0
Points/game:	13.1
FG Pct:	49.0
3FG Pct:	35.3
FT Pct:	79.4
Rebounds/game:	3.6
Assists/game:	4.6
Turnovers/game:	2.8
Assist/turnover ratio:	1.7
Steals/game:	1.7
Blocks/game:	0.6

### Season Highs

Points	30, vs. VANDERBILT (01/30/18)
FG Made	12, vs. VANDERBILT (01/30/18)
FG Attempts	19, vs. VANDERBILT (01/30/18)
3FG Made	2, vs. Monmouth (12/09/17)
3FG Attempts	4, vs. Monmouth (12/09/17)
FT Made	12, vs. GEORGIA (12/31/17)
FT Attempts	13, vs. GEORGIA (12/31/17)
Rebounds	7, vs. TEXAS A&M (01/09/18)
Assists	9, vs. Monmouth (12/09/17)
Steals	4, twice, last vs. FORT WAYNE (11/22/17)
Blocks	2, 4x, last at Texas A&M (02/10/18)
Minutes	39, 3x, last vs. TENNESSEE (02/06/18)

### Career Highs

Points	30, vs. VANDERBILT (01/30/18)
FG Made	12, vs. VANDERBILT (01/30/18)
FG Attempts	19, vs. VANDERBILT (01/30/18)
3FG Made	2, vs. Monmouth (12/09/17)
3FG Attempts	4, vs. Monmouth (12/09/17)
FT Made	12, vs. GEORGIA (12/31/17)
FT Attempts	13, vs. GEORGIA (12/31/17)
Rebounds	7, vs. TEXAS A&M (01/09/18)
Assists	9, vs. Monmouth (12/09/17)
Steals	4, twice, last vs. FORT WAYNE (11/22/17)
Blocks	2, 4x, last at Texas A&M (02/10/18)
Minutes	39, 3x, last vs. TENNESSEE (02/06/18)

### Game-By-Game

Opponent	Date	gs	min	Total		3-Pointers		Free throws		Rebounds				pf	a	t/o	blk	stl	pts	avg	
				fg-fga	pct	3fg-fga	pct	ft-fta	pct	off	def	tot	avg								
UTAH VALLEY	11/10/17	*	36	5-9	.556	1-2	.500	2-2	1.000	0	3	3	3.0	0	4	3	0	4	13	13.0	
VERMONT	11/12/17		23	1-2	.500	0-0	.000	2-2	1.000	1	1	2	2.5	3	3	1	2	4	8.5		
vs #4/3 Kansas	11/14/17		27	3-7	.429	0-1	.000	0-0	.000	0	4	4	3.0	3	3	6	0	3	6	7.7	
ETSU	11/17/17		27	4-6	.667	1-1	1.000	1-1	1.000	1	1	2	2.8	1	6	2	0	2	10	8.3	
TROY	11/20/17		27	2-5	.400	0-1	.000	2-2	1.000	0	5	5	3.2	1	2	3	0	1	6	7.8	
FORT WAYNE	11/22/17		26	5-8	.625	0-0	.000	1-2	.500	1	2	3	3.2	3	4	2	0	4	11	8.3	
UIC	11/26/17		28	6-10	.600	1-1	1.000	1-3	.333	1	4	5	3.4	3	6	2	0	2	14	9.1	
HARVARD	12/2/17		28	2-8	.250	0-2	.000	8-8	1.000	1	3	4	3.5	0	3	2	1	2	12	9.5	
vs Monmouth	12/9/17		32	4-8	.500	2-4	.500	5-6	.833	1	5	6	3.8	1	9	3	0	1	15	10.1	
RV/IRV VIRGINIA TECH	12/16/17	*	21	3-5	.600	1-1	1.000	2-2	1.000	0	0	0	3.4	3	1	0	0	2	9	10.0	
vs UCLA	12/23/17		31	3-7	.429	0-2	.000	0-0	.000	1	2	3	3.4	2	5	1	0	1	6	9.6	
RV/IRV LOUISVILLE	12/29/17		33	9-16	.563	1-2	.500	5-6	.833	2	3	5	3.5	0	4	1	0	3	24	10.8	
GEORGIA	12/31/17		33	4-9	.444	1-1	1.000	12-13	.923	3	2	5	3.6	0	4	1	2	3	21	11.6	
at LSU	01/03/18		32	7-16	.438	1-2	.500	3-3	1.000	0	2	2	3.5	1	4	3	1	2	18	12.1	
at #22/23 Tennessee	01/06/18		38	1-6	.167	0-0	.000	1-2	.500	2	1	3	3.5	0	6	5	0	2	3	11.5	
TEXAS A&M	01/09/18	*	39	6-10	.600	0-0	.000	4-6	.667	1	6	7	3.7	1	5	3	2	1	16	11.8	
at Vanderbilt	01/13/18	*	39	7-11	.636	1-1	1.000	7-10	.700	0	4	4	3.7	3	6	3	0	0	22	12.4	
at South Carolina	01/16/18	*	28	3-9	.333	0-1	.000	0-0	.000	0	3	3	3.7	4	0	6	1	0	6	12.0	
FLORIDA	01/20/18	*	35	4-12	.333	1-1	1.000	1-2	.500	0	4	4	3.7	2	6	4	0	1	10	11.9	
MISSISSIPPI STATE	01/23/18	*	35	6-15	.400	0-3	.000	4-4	1.000	0	4	4	3.7	1	6	0	0	0	16	12.1	
at #7/7 West Virginia	01/27/18	*	32	3-7	.429	0-1	.000	0-2	.000	0	5	5	3.8	2	5	4	2	0	6	11.8	
VANDERBILT	01/30/18	*	38	12-19	.632	1-1	1.000	5-5	1.000	0	1	1	3.6	3	3	3	1	1	30	12.6	
at Mizou	02/03/18	*	35	5-16	.313	0-3	.000	5-5	1.000	2	0	2	3.6	3	6	2	0	2	15	12.7	
#15/14 TENNESSEE	02/06/18	*	39	5-10	.500	0-3	.000	5-8	.625	0	6	6	3.7	1	6	3	1	2	15	12.8	
at Texas A&M	02/10/18	*	38	9-12	.750	0-0	.000	1-3	.333	0	3	3	3.6	0	8	4	2	2	19	13.1	
Totals			12	800	119-243	.490	12-34	.353	77-97	.794	17	74	91	3.6	41	115	69	14	43	327	13.1

Games played: 25  
Minutes/game: 32.0  
Points/game: 13.1  
FG Pct: 49.0  
3FG Pct: 35.3  
FT Pct: 79.4

Rebounds/game: 3.6  
Assists/game: 4.6  
Turnovers/game: 2.8  
Assist/turnover ratio: 1.7  
Steals/game: 1.7  
Blocks/game: 0.6

### Superlatives

Season Stats	Career Stats
10+ points	17
20+ points	4
3+ assists	22
3+ steals	5
10+ rebounds	-
Double-doubles	-
Dunks	7

### Career Statistics

Year	GP-GS	Min-Avg	FG-FGA	Pct	3FG-FGA	Pct	FT-FTA	Pct	Off-Def-Tot-Avg	PF-FO	Ast	TO	Blk	Stl	Pts	Avg
2017-18	25-12	800-32.0	119-243	.490	12-34	.353	77-97	.794	17-74-91-3.6	41-0	115	69	14	43	327	13.1
TOTAL	25-12	800-32.0	119-243	.490	12-34	.353	77-97	.794	17-74-91-3.6	41-0	115	69	14	43	327	13.1



## PJ Washington

Freshman • F • 6-7 • 236 lbs • Dallas  
Findlay Prep • Undeclared/Exploratory Studies in  
Communication

# 25

### Bio Blast

- Scored a career-high 22 points in the win vs. Mississippi State
- Has scored 10 or more in 10 of 14 games from Nov. 26 to Jan. 23
- Four blocks behind Nick Richards for the team lead with 26
- Said to have lost 15 pounds in the two and a half weeks leading up to the Monmouth game, in which he had his first career 20-point game in addition to four blocks. Averaging 12.4 points since
- Posted a double-double against Vermont, the Wildcats' first of the season
- On the preseason watch list for the Karl Malone Award, presented annually by the Naismith Memorial Basketball Hall of Fame to the nation's top power forward
- Rated as high as the No. 12 overall prospect in the class of 2017 rankings by ESPN
- All-USA Boys Basketball Second Team
- Played in the 2017 McDonald's All American Game and the Jordan Brand Classic
- Won most valuable player honors at the inaugural Allen Iverson Roundball Classic
- Started all five games and averaged 10.0 points and 4.0 rebounds for the gold-medal winning 2016 USA Men's U18 National Team in Chile
- Suited up for Coach Calipari and Team USA at the 2017 FIBA U19 World Cup

### Season Averages

Games played:	25
Minutes/game:	26.7
Points/game:	9.8
FG Pct:	48.8
3FG Pct:	20.0
FT Pct:	60.9
Rebounds/game:	5.2
Assists/game:	1.9
Turnovers/game:	2.0
Assist/turnover ratio:	1.0
Steals/game:	0.7
Blocks/game:	1.0

### Season Highs

Points.....	22, vs. MISSISSIPPI STATE (01/23/18)
FG Made.....	8, at LSU (01/03/18)
FG Attempts.....	14, vs. VERMONT (11/12/17)
3FG Made.....	1, 4x, last at Vanderbilt (01/13/18)
3FG Attempts.....	2, 5x, last at Mizzou (02/03/18)
FT Made.....	10, vs. MISSISSIPPI STATE (01/23/18)
FT Attempts.....	14, vs. MISSISSIPPI STATE (01/23/18)
Rebounds.....	10, vs. VERMONT (11/12/17)
Assists.....	5, vs. VIRGINIA TECH (12/16/17)
Steals.....	3, twice, last vs. MISSISSIPPI STATE (01/23/18)
Blocks.....	4, twice, last vs. Monmouth (12/09/17)
Minutes.....	38, at Vanderbilt (01/13/18)

### Career Highs

Points.....	22, vs. MISSISSIPPI STATE (01/23/18)
FG Made.....	8, at LSU (01/03/18)
FG Attempts.....	14, vs. VERMONT (11/12/17)
3FG Made.....	1, 4x, last at Vanderbilt (01/13/18)
3FG Attempts.....	2, 5x, last at Mizzou (02/03/18)
FT Made.....	10, vs. MISSISSIPPI STATE (01/23/18)
FT Attempts.....	14, vs. MISSISSIPPI STATE (01/23/18)
Rebounds.....	10, vs. VERMONT (11/12/17)
Assists.....	5, vs. VIRGINIA TECH (12/16/17)
Steals.....	3, twice, last vs. MISSISSIPPI STATE (01/23/18)
Blocks.....	4, twice, last vs. Monmouth (12/09/17)
Minutes.....	38, at Vanderbilt (01/13/18)

### Game-By-Game

Opponent	Date	gs	min	Total		3-Pointers		Free throws		Rebounds				pf	a	t/o	blk	stl	pts	avg	
				fg	fga	pct	3fg	3fga	pct	ft	fta	pct	off								def
UTAH VALLEY	11/10/17	*	19	1-1	1.000	0-0	.000	3-6	.500	1	2	3	3.0	2	2	4	0	0	5	5.0	
VERMONT	11/12/17	*	35	7-14	.500	0-0	.000	3-7	.429	2	8	10	6.5	2	2	2	1	0	17	11.0	
vs #4/3 Kansas	11/14/17	*	24	0-3	.000	0-0	.000	2-2	1.000	0	2	2	5.0	3	3	4	4	0	2	8.0	
ETSU	11/17/17	*	29	6-8	.750	0-0	.000	0-5	.000	5	3	8	5.8	5	4	6	1	0	12	9.0	
TROY	11/20/17	*	22	2-4	.500	0-0	.000	0-0	.000	3	5	8	6.2	3	4	4	0	0	4	8.0	
FORT WAYNE	11/22/17	*	25	2-5	.400	0-1	.000	3-8	.375	1	2	3	5.7	1	0	0	0	0	7	7.8	
UIC	11/26/17	*	24	6-7	.857	0-0	.000	5-7	.714	1	4	5	5.6	3	4	1	1	0	17	9.1	
HARVARD	12/2/17	*	18	1-2	.500	0-0	.000	1-2	.500	1	4	5	5.5	5	1	1	0	0	3	8.4	
vs Monmouth	12/9/17	*	32	5-8	.625	1-2	.500	9-9	1.000	2	4	6	5.6	2	1	3	4	0	20	9.7	
RV/RV VIRGINIA TECH	12/16/17	*	33	4-10	.400	1-2	.500	2-4	.500	2	3	5	5.5	1	5	2	1	1	11	9.8	
vs UCLA	12/23/17	*	27	3-8	.375	0-1	.000	3-3	1.000	3	1	4	5.4	0	1	0	1	1	9	9.7	
RV/RV LOUISVILLE	12/29/17	*	31	5-10	.500	0-1	.000	6-6	1.000	2	5	7	5.4	1	2	2	1	0	16	10.3	
GEORGIA	12/31/17	*	15	2-5	.400	0-1	.000	3-6	.500	1	1	2	5.2	5	1	0	2	1	7	10.0	
at LSU	01/03/18	*	36	8-11	.727	0-1	.000	2-4	.500	3	3	6	5.3	3	2	1	2	0	18	10.6	
at #22/23 Tennessee	01/06/18	*	23	6-8	.750	0-1	.000	1-3	.333	0	3	3	5.1	1	1	2	2	3	13	10.7	
TEXAS A&M	01/09/18	*	32	5-11	.455	1-2	.500	5-10	.500	1	3	4	5.1	4	3	0	0	2	16	11.1	
at Vanderbilt	01/13/18	*	38	2-4	.500	1-1	1.000	5-8	.625	3	5	8	5.2	2	2	4	0	0	10	11.0	
at South Carolina	01/16/18	*	33	2-3	.667	0-1	.000	6-10	.600	0	2	2	5.1	4	2	2	0	2	10	10.9	
FLORIDA	01/20/18	*	28	3-10	.300	0-1	.000	0-0	.000	3	4	7	5.2	1	0	1	1	1	6	10.7	
MISSISSIPPI STATE	01/23/18	*	31	6-10	.600	0-2	.000	10-14	.714	2	4	6	5.2	2	2	2	3	22	11.3		
at #7/7 West Virginia	01/27/18	*	11	1-3	.333	0-0	.000	0-0	.000	1	1	2	5.0	3	0	2	1	0	2	10.8	
VANDERBILT	01/30/18	*	33	2-6	.333	0-0	.000	2-2	1.000	1	4	5	5.0	2	3	1	0	2	6	10.6	
at Mizzou	02/03/18	*	30	2-8	.250	0-2	.000	0-1	.000	3	4	7	5.1	3	1	1	0	1	4	10.3	
#15/14 TENNESSEE	02/06/18	*	17	0-3	.000	0-1	.000	4-4	1.000	1	2	3	5.0	4	0	2	1	0	4	10.0	
at Texas A&M	02/10/18	*	22	1-6	.167	0-0	.000	3-7	.429	2	6	8	5.2	1	1	2	1	0	5	9.8	
Totals			24	668	82-168	.488	4-20	200	78-128	.609	44	85	129	5.2	63	47	49	26	17	246	9.8

Games played: 25  
Minutes/game: 26.7  
Points/game: 9.8  
FG Pct: 48.8  
3FG Pct: 20.0  
FT Pct: 60.9

Rebounds/game: 5.2  
Assists/game: 1.9  
Turnovers/game: 2.0  
Assist/turnover ratio: 1.0  
Steals/game: 0.7  
Blocks/game: 1.0

### Superlatives

Season Stats	Career Stats
10+ points	12
20+ points	2
3+ blocks	2
3+ assists	7
10+ rebounds	1
Double-doubles	1
Dunks	19

### Career Statistics

Year	GP-GS	Min-Avg	FG-FGA	Pct	3FG-FGA	Pct	FT-FTA	Pct	Off-Def-Tot-Avg	PF-FO	Ast	TO	Blk	Stl	Pts	Avg
2017-18	25-24	668-26.7	82-168	.488	4-20	.200	78-128	.609	44-85-129-5.2	63-3	47	49	26	17	246	9.8
TOTAL	25-24	668-26.7	82-168	.488	4-20	.200	78-128	.609	44-85-129-5.2	63-3	47	49	26	17	246	9.8



## Dillon Pulliam

# 30

RS-Junior • G • 6-3 • 195 lbs • Cynthiana, Ky.  
Transylvania University • Computer Engineering



### Bio Blast

- Made his first two appearances of the season in consecutive games at the end of November, against Fort Wayne and UIC
- Made six appearances during the 2016-17 season
- Sat out the 2015-16 season due to NCAA transfer rules
- Played his freshman season at Transylvania University where he averaged 4.8 points and 3.4 rebounds per game
- SEC Academic Honor Roll member
- Dean's List for the fall 2016 and spring 2017 semesters
- Took a mission trip to Belize during summer 2016 with Sports Reach

### Season Averages

Games played	4
Minutes/game	0.8
Points/game	
FG Pct.	
3FG Pct.	
FT Pct.	
Rebounds/game	
Assists/game	
Turnovers/game	
Assist/turnover ratio	
Steals/game	
Blocks/game	

### Season Highs

Points	
FG Made	
FG Attempts	
3FG Made	
3FG Attempts	
FT Made	
FT Attempts	
Rebounds	
Assists	
Steals	
Blocks	
Minutes	1,3x, last vs. LOUISVILLE (12/29/17)

### Career Highs

Points	
FG Made	
FG Attempts	1, vs. Arizona St. (11/28/16)
3FG Made	
3FG Attempts	
FT Made	
FT Attempts	
Rebounds	1, vs. DUQUESNE (11/20/16)
Assists	1, vs. DUQUESNE (11/20/16)
Steals	
Blocks	
Minutes	2, three times, last vs. TEXAS A&M (1/3/7)

### Game-By-Game

Opponent	Date	gs	min	Total fg-fga	pct	3-Pointers 3fg-fga	pct	Free throws ft-fta	pct	Rebounds off	def	tot	avg	pf	a	t/o	blk	stl	pts	avg	
UTAH VALLEY	11/10/17	dnp																			
VERMONT	11/12/17	dnp																			
vs #4/3 Kansas	11/14/17	dnp																			
ETSU	11/17/17	dnp																			
TROY	11/20/17	dnp																			
FORT WAYNE	11/22/17	1		0-0	.000	0-0	.000	0-0	.000	0	0	0	0.0	0	0	0	0	0	0	0	0.0
UIC	11/26/17	1		0-0	.000	0-0	.000	0-0	.000	0	0	0	0.0	0	0	0	0	0	0	0	0.0
HARVARD	12/2/17	dnp																			
vs Monmouth	12/9/17	0		0-0	.000	0-0	.000	0-0	.000	0	0	0	0.0	0	0	0	0	0	0	0	0.0
RV/RV VIRGINIA TECH	12/16/17	dnp																			
vs UCLA	12/23/17	dnp																			
RV/RV LOUISVILLE	12/29/17	1		0-0	.000	0-0	.000	0-0	.000	0	0	0	0.0	0	0	0	0	0	0	0	0.0
GEORGIA	12/31/17	dnp																			
at LSU	01/03/18	dnp																			
at #22/23 Tennessee	01/06/18	dnp																			
TEXAS A&M	01/09/18	dnp																			
at Vanderbilt	01/13/18	dnp																			
at South Carolina	01/16/18	dnp																			
FLORIDA	01/20/18	dnp																			
MISSISSIPPI STATE	01/23/18	dnp																			
at #7/7 West Virginia	01/27/18	dnp																			
VANDERBILT	01/30/18	dnp																			
at Mizzou	02/03/18	dnp																			
#15/14 TENNESSEE	02/06/18	dnp																			
at Texas A&M	02/10/18	dnp																			
<b>Totals</b>			0	3	0-0	.000	0-0	.000	0-0	.000	0	0	0	0.0	0	0	0	0	0	0	0.0

Games played: 4  
Minutes/game: 0.8

### Superlatives

Season Stats	Career Stats
10+ points	-
20+ points	-
3+ assists	-
3+ steals	-
10+ rebounds	-
Double-doubles	-
Dunks	-

### Career Statistics

Year	GP-GS	Min-Avg	FG-FGA	Pct	3FG-FGA	Pct	FT-FTA	Pct	Off-Def-Tot-Avg	PF-FO	Ast	TO	Blk	Stl	Pts	Avg
2016-17	6-0	8-1.3	0-1	.000	0-0	.000	0-0	.000	0-1-1-0.2	0-0	1	1	0	0	0	0.0
2017-18	4-0	3-0.8	0-0	.000	0-0	.000	0-0	.000	0-0-0-0.0	0-0	0	0	0	0	0	0.0
<b>TOTAL</b>	<b>10-0</b>	<b>11-1.1</b>	<b>0-1</b>	<b>.000</b>	<b>0-0</b>	<b>.000</b>	<b>0-0</b>	<b>.000</b>	<b>0-1-1-0.1</b>	<b>0-0</b>	<b>1</b>	<b>1</b>	<b>0</b>	<b>0</b>	<b>0</b>	<b>0.0</b>



# Wenyan Gabriel

32

Sophomore • F • 6-9 • 205 lbs • Manchester, N.H.  
Wilbraham & Monson Academy • Pre-Communication

## Bio Blast

- Pronunciation: WHEN-yen
- Averaging 5.5 rebounds per game, second on the team (minimum 10 games played)
- Has pulled in six or more rebounds in seven of the last nine games and in 14 games this season
- Two back of Nick Richards for the team lead with 28 blocks this season
- Had his eight-game streak of at least one made 3-point field goal snapped at Vanderbilt
- Grabbed 10 rebounds and hit two key 3-pointers in the SEC-opening win over Georgia
- Scored a season-high 16 points vs. UCLA, including a career-high-tying three 3s
  - It was his most points since his career-high 23 vs. LSU on Feb. 7, 2017
- Grabbed a team-high 13 rebounds and tied for the team high with three blocks vs. Utah Valley
- Leading returner for the Wildcats. Top returner in terms of minutes, scoring, rebounds, assists, blocks and steals
- Appeared in 38 games, making 23 starts as a freshman
- Recorded a double-double with 11 points and 10 rebounds in the exhibition win vs. Thomas More
- Had a career-high 23 points, tying his personal bests for 3-pointers made (three) and free throws made (six) to go along with eight rebounds vs. LSU last season
- Pulled down a career-high 16 rebounds against Auburn, the most by a Wildcat since Julius Randle had 16 vs. LSU on March 14, 2014 a season ago

## Season Averages

Games played:	25
Minutes/game:	22.6
Points/game:	6.0
FG Pct:	42.1
3FG Pct:	34.9
FT Pct:	57.5
Rebounds/game:	5.5
Assists/game:	0.6
Turnovers/game:	1.2
Assist/turnover ratio:	0.6
Steals/game:	0.8
Blocks/game:	1.1

## Season Highs

Points.....	16, vs. UCLA (12/23/17)
FG Made.....	6, vs. UCLA (12/23/17)
FG Attempts.....	13, vs. UTAH VALLEY (11/10/17)
3FG Made.....	3, twice, last at Tennessee (01/06/18)
3FG Attempts.....	5, twice, last at Mizzou (02/03/18)
FT Made.....	5, vs. TROY (11/20/17)
FT Attempts.....	6, vs. TROY (11/20/17)
Rebounds.....	13, vs. UTAH VALLEY (11/10/17)
Assists.....	3, twice, last at West Virginia (01/27/18)
Steals.....	3, twice, last at LSU (1/3/18)
Blocks.....	3, 3x, last at West Virginia (01/27/18)
Minutes.....	34, vs. GEORGIA (12/31/17)

## Career Highs

Points.....	23, vs. LSU (2/7/17)
FG Made.....	7, vs. LSU (2/7/17)
FG Attempts.....	13, vs. UTAH VALLEY (11/10/17)
3FG Made.....	3, 5x, last at Tennessee (01/06/18)
3FG Attempts.....	8 vs. SOUTH CAROLINA (1/21/17)
FT Made.....	6, twice, last vs. LSU (2/7/17)
FT Attempts.....	7, vs. LSU (2/7/17)
Rebounds.....	16, vs. AUBURN (1/14/17)
Assists.....	6, vs. CLEVELAND STATE (11/23/16)
Steals.....	3, 3x, last at LSU (1/3/18)
Blocks.....	3, 6x, last at West Virginia (01/27/18)
Minutes.....	34, vs. GEORGIA (12/31/17)

## Game-By-Game

Opponent	Date	gs	min	Total fg-fga	pct	3fg-fga	pct	Free throws ft-fa	pct	Rebounds off	def	tot	ast	pf	a	l/b	blk	stl	pts	avg
UTAH VALLEY	11/10/17	23	3-13	.231	1-4	.250	0-0	.000	6	7	13	13.0	3	3	0	3	1	7	7.0	
VERMONT	11/12/17	20	1-2	.500	0-1	.000	0-0	.000	0	2	2	7.5	3	1	1	1	0	2	4.5	
vs #4/3 Kansas	11/14/17	18	1-3	.333	0-1	.000	1-2	.500	0	2	2	5.7	3	0	1	1	1	3	4.0	
ETSU	11/17/17	18	2-4	.500	1-2	.500	0-1	.000	1	3	4	5.3	1	1	0	1	0	5	4.3	
TROY	11/20/17	27	3-5	.600	1-2	.500	5-6	.833	1	5	6	5.4	2	1	1	2	0	12	5.8	
FORT WAYNE	11/22/17	19	3-4	.750	1-2	.500	2-5	.400	2	8	10	6.2	1	1	4	0	1	9	6.3	
UIC	11/26/17	23	1-4	.250	1-3	.333	0-0	.000	1	3	4	5.9	3	2	0	2	1	3	5.9	
HARVARD	12/2/17	22	1-3	.333	0-0	.000	3-4	.750	0	2	2	5.4	1	0	1	2	3	5	5.8	
vs Monmouth	12/9/17	23	3-5	.600	1-3	.333	1-3	.333	1	3	4	5.2	3	0	0	3	1	8	6.0	
RV/RV VIRGINIA TECH	12/16/17	21	3-5	.600	1-2	.500	0-0	.000	3	6	9	5.6	3	0	2	0	1	7	6.1	
vs UCLA	12/23/17	26	6-10	.600	3-4	.750	1-2	.500	6	0	6	5.6	3	0	1	1	2	16	7.0	
RV/RV LOUISVILLE	12/29/17	23	1-2	.500	1-1	1.000	0-0	.000	2	5	7	5.8	2	1	2	2	0	3	6.7	
GEORGIA	12/31/17	34	2-9	.222	2-5	.400	0-0	.000	3	7	10	6.1	4	0	3	1	1	6	6.6	
at #22/23 Tennessee	01/03/18	22	1-3	.333	1-3	.333	1-2	.500	1	3	4	5.9	3	1	0	0	3	4	6.4	
at #22/23 Tennessee	01/06/18	19	4-5	.800	3-4	.750	0-1	.000	0	1	1	5.6	5	1	0	1	0	11	6.7	
TEXAS A&M	01/09/18	32	1-5	.200	1-4	.250	0-0	.000	0	3	3	5.4	4	0	3	0	1	3	6.5	
at Vanderbilt	01/13/18	29	3-8	.375	0-4	.000	1-4	.250	2	7	9	5.6	2	1	2	1	1	7	6.5	
at South Carolina	01/16/18	15	1-1	1.000	0-0	.000	1-1	1.000	1	5	6	5.7	5	0	1	1	0	3	6.3	
FLORIDA	01/20/18	19	4-6	.667	1-3	.333	1-1	1.000	1	6	7	5.7	3	0	2	0	0	10	6.5	
MISSISSIPPI STATE	01/23/18	19	3-6	.500	1-2	.500	0-0	.000	3	3	6	5.8	4	0	0	0	0	7	6.6	
at #17/7 West Virginia	01/27/18	28	1-7	.143	0-4	.000	4-4	1.000	5	4	9	5.9	3	3	0	3	0	6	6.5	
VANDERBILT	01/30/18	31	0-2	.000	0-2	.000	0-0	.000	2	4	6	5.9	3	0	2	0	1	0	6.2	
at Mizzou	02/03/18	18	3-8	.375	1-5	.200	1-2	.500	0	1	1	5.7	4	0	1	1	1	8	6.3	
#15/14 TENNESSEE	02/06/18	19	1-1	1.000	1-1	1.000	1-2	.500	0	1	1	5.5	4	0	2	1	0	4	6.2	
at Texas A&M	02/10/18	18	1-5	.200	0-1	.000	0-0	.000	3	3	6	5.5	5	0	0	1	1	2	6.0	
Totals		1	566	53-126	.421	22-63	.349	23-40	.575	44	94	138	5.5	77	16	29	28	21	151	6.0

Games played: 25  
Minutes/game: 22.6  
Points/game: 6.0  
FG Pct: 42.1  
3FG Pct: 34.9  
FT Pct: 57.5

Rebounds/game: 5.5  
Assists/game: 0.6  
Turnovers/game: 1.2  
Assist/turnover ratio: 0.6  
Steals/game: 0.8  
Blocks/game: 1.1

## Superlatives

Season Stats	Career Stats		
10+ points	4	10+ points	11
20+ points	-	20+ points	1
3+ blocks	3	3+ blocks	6
3+ steals	2	3+ steals	3
10+ rebounds	3	10+ rebounds	5
Double-doubles	-	Double-doubles	1
Dunks	3	Dunks	8

## Career Statistics

Year	GP-GS	Min-Avg	FG-FGA	Pct	3FG-FGA	Pct	FT-FTA	Pct	Off-Def-Tot-Avg	PF-FO	Ast	TO	Blk	Stl	Pts	Avg
2016-17	38-23	676-17.8	60-148	.405	20-63	.317	34-55	.618	61-123-184-4.8	91-2	26	29	34	11	174	4.6
2017-18	25-1	566-22.6	53-126	.421	22-63	.349	23-40	.575	44-94-138-5.5	77-3	16	29	28	21	151	6.0
TOTAL	63-24	1242-19.7	113-274	.412	42-126	.333	57-95	.600	105-217-322-5.1	168-5	42	58	62	32	325	5.2





# BOX SCORES

## GAME 10 #8/5 KENTUCKY 93, RV/RV VIRGINIA TECH 86

Official Basketball Box Score -- Game Totals -- Final Statistics  
Virginia Tech vs Kentucky  
12/15/17 7:00 pm at Rupp Arena - Lexington, KY

Kentucky 93 • 91-0-0		Total		3-Ptr		Rebounds		FT-FTA		Off Def Tot		PF		TP		A To Bk		Stk		Min													
##	Player	FG	FGA	FG%	FTA	FT%	Reb	Off	Def	PF	TP	A	To	Bk	Stk	Min	##	Player	FG	FGA	FG%	FTA	FT%	Reb	Off	Def	PF	TP	A	To	Bk	Stk	Min
04	Blackshear, Kerry	7-11	1-2	3-4	1	4	5	18	2	4	0	0	0	22	05	Knox, Kevin	3-6	0-1	0-0	1	3	4	2	6	2	4	0	0	0	0	0	0	26
05	Robinson, Justin	6-13	2-5	5-6	2	3	5	4	19	9	3	0	1	38	13	Hill, Ahmed	7-10	2-6	0-0	0	1	1	2	0	2	0	0	0	0	0	0	0	34
11	Wilson, Devin	0-0	0-0	0-0	0	0	0	0	0	0	0	0	0	0	15	Clark, Travis	3-4	0-1	0-0	1	1	1	4	9	4	2	0	0	0	0	0	0	31
Team		1-0		0-0		1		0		0		0		0		0		0		0		0		0		0		0		0		0	
Totals		32-55		10-22		12-17		6		24		30		22		86		18		19		1		3		20		0		0		0	

FG % 1st Half: 19-20 62.1% 2nd half: 13-15 86.7% Game: 32-55 58.2%  
3FG % 1st Half: 4-7 58.3% 2nd half: 3-10 30.0% Game: 10-22 45.5%  
FT % 1st Half: 4-5 80.0% 2nd half: 8-12 66.7% Game: 12-17 70.6%

Kentucky 93 • 91-0-0		Total		3-Ptr		Rebounds		FT-FTA		Off Def Tot		PF		TP		A To Bk		Stk		Min																
##	Player	FG	FGA	FG%	FTA	FT%	Reb	Off	Def	PF	TP	A	To	Bk	Stk	Min	##	Player	FG	FGA	FG%	FTA	FT%	Reb	Off	Def	PF	TP	A	To	Bk	Stk	Min			
04	Richards, Nick	3-5	0-0	2-4	3	3	6	2	8	1	1	3	0	22	05	Knox, Kevin	7-15	2-5	5-6	2	3	5	2	1	2	0	1	35								
25	Washington, PJ	4-10	1-2	2-4	2	3	5	1	11	5	2	1	3	33	00	Green, Quade	6-16	4-7	2-4	2	3	5	2	0	2	3	0	34								
03	Diallo, Hamidou	1-2	0-0	0-0	0	0	0	0	0	0	0	0	0	0	22	22	Gileous-Alexander	3-5	1-1	2-2	3	5	1	1	1	0	0	0	0	0	0	0	0	0	27	
01	Killeya-Jones, Sacha	0-0	0-0	0-0	0	0	0	0	0	0	0	0	0	0	7	32	Gabriel, Wenyen	3-5	1-2	0-0	1	1	2	0	0	0	0	0	0	0	0	0	0	0	0	21
Team		1-0		0-0		1		0		0		0		0		0		0		0		0		0		0		0		0		0				
Totals		33-68		11-22		16-24		14		19		33		18		93		18		11		4		8		20		0		0		0				

FG % 1st Half: 16-35 45.7% 2nd half: 17-33 51.5% Game: 33-68 48.5%  
3FG % 1st Half: 7-11 63.6% 2nd half: 4-9 44.4% Game: 11-22 50.0%  
FT % 1st Half: 2-4 50.0% 2nd half: 14-20 70.0% Game: 16-24 66.7%

Officials: Tony Greene, Don Daily, Jamie Luckie  
Technical fouls: Virginia Tech none, Kentucky none.  
Attendance: 22690

Score by periods	1st	2nd	Total
Kentucky	47	46	93
Virginia Tech	41	45	86

Last FG - VT 2nd 00:11, UK 2nd 00:50.  
Largest lead - VT by 8 04:01, UK by 8 2nd 03:36.  
VT led for 15:32, UK led for 36:46. Game was tied for 04:45.

Points in the paint: 24-24  
Turnovers: 14-12  
Fast break points: 11-11  
Score tied - 8 times.  
Lead changed - 11 times.

## GAME 11 UCLA 83, #7/6 KENTUCKY 75

Official Basketball Box Score -- Game Totals -- Final Statistics  
UCLA vs Kentucky  
12/23/17 3 p.m. at Smoothie King Center, New Orleans, La.

UCLA 83 • 9-3		Total		3-Ptr		Rebounds		FT-FTA		Off Def Tot		PF		TP		A To Bk		Stk		Min															
##	Player	FG	FGA	FG%	FTA	FT%	Reb	Off	Def	PF	TP	A	To	Bk	Stk	Min	##	Player	FG	FGA	FG%	FTA	FT%	Reb	Off	Def	PF	TP	A	To	Bk	Stk	Min		
14	Goloman, Gyorgy	7-22	0-0	0-0	2	5	7	4	2	2	0	2	2	25	04	Welsh, Thomas	5-11	3-6	0-0	2	9	11	4	13	1	2	0	0	0	0	35				
03	Holiday, Aaron	7-14	2-6	4-4	1	2	3	2	10	8	7	0	2	36	13	Wilkes, Kris	7-15	3-9	3-4	2	3	5	1	2	0	1	0	1	1	35					
23	Ali, Prince	4-7	2-2	2-3	1	2	3	1	2	2	0	2	0	20	00	Clesinski, Alex	0-2	0-1	2-2	1	4	2	0	0	0	0	0	0	0	0	0	0	28		
04	Harris, Jaylen	0-2	0-0	0-0	0	0	0	0	0	0	0	0	0	0	24	05	Smith, Chris	0-2	0-0	0-0	0	0	0	0	0	0	0	0	0	0	0	0	0	0	0
34	Okanwarobite, Ikenna	0-0	0-0	0-0	0	0	0	0	0	0	0	0	0	0	2	Team	0-0		0-0		0-0		0		0		0		0		0				
Totals		29-61		12-30		13-15		11		26		17		43		14		14		8		12		20		0		0		0		0			

FG % 1st Half: 16-33 48.5% 2nd half: 13-28 46.4% Game: 29-61 47.5%  
3FG % 1st Half: 6-14 42.9% 2nd half: 6-16 37.5% Game: 12-30 40.0%  
FT % 1st Half: 1-2 50.0% 2nd half: 12-13 92.3% Game: 13-15 86.7%

Kentucky 75 • 9-2		Total		3-Ptr		Rebounds		FT-FTA		Off Def Tot		PF		TP		A To Bk		Stk		Min													
##	Player	FG	FGA	FG%	FTA	FT%	Reb	Off	Def	PF	TP	A	To	Bk	Stk	Min	##	Player	FG	FGA	FG%	FTA	FT%	Reb	Off	Def	PF	TP	A	To	Bk	Stk	Min
04	Richards, Nick	3-5	0-0	1-2	1	5	6	1	7	2	2	1	0	26	05	Knox, Kevin	6-12	2-3	0-0	0	1	4	1	3	4	0	2	35					
25	Washington, PJ	3-8	0-1	3-3	1	4	1	0	9	1	0	1	1	27	00	Green, Quade	1-7	0-4	0-0	0	0	0	0	2	3	0	20						
03	Diallo, Hamidou	7-18	1-5	3-5	4	4	18	1	2	0	0	2	0	29	01	Killeya-Jones, Sacha	0-1	0-0	2-2	1	3	2	0	0	0	2	6						
22	Gileous-Alexander	7-9	2-2	0-0	1	2	3	6	5	1	0	1	0	31	32	Gabriel, Wenyen	6-10	1-2	3-4	1-2	6	1	1	2	1	26							
Team		3-2		5		1		0		0		0		0		0		0		0		0		0		0		0		0		0	
Totals		29-68		6-21		11-16		16		20		36		75		14		14		3		8		20		0		0		0		0	

FG % 1st Half: 16-41 39.0% 2nd half: 13-27 48.1% Game: 29-68 42.6%  
3FG % 1st Half: 2-10 20.0% 2nd half: 4-11 36.4% Game: 6-21 28.6%  
FT % 1st Half: 5-6 83.3% 2nd half: 6-10 60.0% Game: 11-16 66.8%

Officials: Verne Harris, Doug Shoop, Jeff Cant  
Technical fouls: UCLA none, Kentucky none.  
Attendance: 8119

Score by periods	1st	2nd	Total
Kentucky	39	44	83
UCLA	37	38	75

Last FG - UCLA 2nd 00:33, UK 2nd 00:58.  
Largest lead - UCLA by 8 23:33, UK by 8 18:04, UK.  
UCLA led for 38:23, UK led for 08:41, UK was tied for 02:56.

Points in the paint: 24-24  
Turnovers: 14-12  
Fast break points: 11-11  
Score tied - 3 times.  
Lead changed - 8 times.

## GAME 13 #16/15 KENTUCKY 66, GEORGIA 61

Official Basketball Box Score -- Game Totals -- Final Statistics  
Georgia vs Kentucky  
12/31/17 6:00 pm at Rupp Arena - Lexington, KY

Kentucky 66 • 11-2, 1-0 SEC		Total		3-Ptr		Rebounds		FT-FTA		Off Def Tot		PF		TP		A To Bk		Stk		Min																	
##	Player	FG	FGA	FG%	FTA	FT%	Reb	Off	Def	PF	TP	A	To	Bk	Stk	Min	##	Player	FG	FGA	FG%	FTA	FT%	Reb	Off	Def	PF	TP	A	To	Bk	Stk	Min				
04	Richards, Nick	5-15	4-4	6-8	0	2	12	3	17	2	1	1	0	36	13	Wilridge, E'Torion	0-1	0-0	0-0	0	0	0	0	1	1	0	0	0	0	0	0	0	0				
05	Knox, Kevin	6-10	0-0	0-0	0	0	0	0	0	0	0	0	0	28	20	Hammmons, Rayshawn	2-5	0-0	2-5	1	2	5	1	1	0	1	1	0	0	0	0	0	0	0	0		
03	Diallo, Hamidou	2-4	0-0	0-0	0	0	0	0	0	0	0	0	0	28	00	Green, Quade	1-10	1-4	6-8	3	2	5	1	2	0	0	0	0	0	0	0	0	0	0	0		
01	Killeya-Jones, Sacha	2-4	0-0	0-0	0	0	0	0	0	0	0	0	0	21	04	Harris, Jordan	1-4	0-2	0-0	0	3	3	2	2	0	0	0	0	0	0	0	0	0	0	0	0	
22	Gileous-Alexander	2-6	0-0	0-0	0	0	0	0	0	0	0	0	0	23	03	Parker, Juan	2-4	0-0	1-1	0	2	2	5	0	1	1	1	1	1	1	1	1	1	1	1	1	
32	Gabriel, Wenyen	0-0	0-0	0-0	0	0	0	0	0	0	0	0	0	0	10	10	Hightower, Teshawn	0-2	0-0	0-0	0	0	0	0	0	0	0	0	0	0	0	0	0	0	0	0	0
11	Wilson, Devin	0-1	0-0	0-0	0	0	0	0	0	0	0	0	0	0	5	33	Edwards, Mike	0-1	0-0	1-2	0	2	3	1	0	0	0	0	0	0	0	0	0	0	0	0	
15	Clark, Travis	1-2	1-1	1-1	1	1	2	0	0	0	0	0	0	6	Team	1-2		0-0		0-0		0		0		0		0		0		0		0			
Totals		23-58		12-21		13-21		14		28		26		61		10		15		3		20		0		0		0		0		0					

FG % 1st Half: 12-25 34.3% 2nd half: 11-23 47.8% Game: 23-58 39.7%  
3FG % 1st Half: 0-11 0.0% 2nd half: 2-10 20.0% Game: 2-21 9.5%  
FT % 1st Half: 3-5 60.0% 2nd half: 10-16 62.5% Game: 13-21 61.9%

Kentucky 66 • 11-2, 1-0 SEC		Total	
-----------------------------	--	-------	--

# BOX SCORES

## GAME 19 RV/RV FLORIDA 66, #18/16 KENTUCKY 64

Official Basketball Box Score -- Game Totals -- Final Statistics  
Kentucky vs Florida  
02/10/18 8:15 pm at Rupp Arena - Lexington, KY

rv/rv Florida 66 • 14-5, 6-1		Total		3-Pr		Rebounds		PF		FT		A TO Bk		Shl		Min	
Player	FG	FGA	FT	FTA	FT-FTA	Off	Def	Off	Def	Off	Def	Off	Def	Off	Def	Off	Def
15 Stone, Keith	5-9	2-4	2-3	1	2	3	4	14	1	1	0	2	0	2	0	0	23
13 Hayes, Yevarius	4-6	0-0	1-6	4	5	9	3	9	0	1	1	2	2	3	2	0	32
40 Kulechov, Egor	0-8	0-5	2-2	1	6	9	1	2	0	0	1	1	1	1	1	0	31
05 Allen, Keaghan	4-16	1-7	2-2	1	1	0	11	11	2	2	0	0	0	0	0	38	
11 Chozza, Chris	5-11	1-5	2-2	0	6	6	1	13	8	1	0	0	0	0	0	34	
06 Chazou, Mike	0-0	0-0	0-0	0	0	0	0	0	0	0	0	0	0	0	0	6	
03 Hudson, Jalen	4-13	2-8	7-10	1	4	5	2	17	1	1	1	0	1	0	0	29	
21 Bassett, Dontay	0-1	0-0	0-0	0	0	0	0	0	0	0	0	0	0	0	0	5	
24 Gildard, Deaundrae	0-2	0-1	0-0	0	0	0	0	0	0	0	0	0	0	0	0	2	
<b>Team</b>																	
<b>Totals</b>	22-66	16-25	14-24	38	14	66	12	7	4	8	200						

FG % 1st Half: 11-32 34.4% 2nd half: 11-34 32.4% Game: 22-66 33.3%  
3FG % 1st Half: 3-13 23.1% 2nd half: 3-17 17.6% Game: 6-30 20.0%  
FT % 1st Half: 6-12 50.0% 2nd half: 8-13 61.5% Game: 16-25 64.0%

**Kentucky 64 • 14-5, 4-3**

Kentucky		Total		3-Pr		Rebounds		PF		FT		A TO Bk		Shl		Min	
Player	FG	FGA	FT	FTA	FT-FTA	Off	Def	Off	Def	Off	Def	Off	Def	Off	Def	Off	Def
04 Richards, Nick	2-3	0-0	4-6	4	5	0	8	1	2	2	0	2	0	0	0	20	
05 Knox, Kevin	4-10	1-4	0-0	4	4	3	9	1	3	0	1	0	1	1	0	25	
25 Washington, PJ	3-10	1-0	0-0	4	7	1	6	0	1	1	1	2	0	0	0	28	
02 Diallo, Hamidou	3-8	1-4	1-2	1	5	6	2	8	3	0	1	1	1	1	0	31	
22 Gilgeous-Alexander	4-12	1-1	1-2	4	4	10	6	4	0	1	0	1	0	0	0	35	
00 Green, Quade	1-8	0-4	0-0	1	2	0	0	1	2	0	0	0	0	0	0	17	
01 Killelea-Jones, Sacha	3-3	0-0	1-1	2	3	7	3	0	0	0	0	0	0	0	0	12	
02 Vanderbilt, Jarred	2-5	0-0	2-3	2	6	2	4	0	0	0	0	0	0	0	0	13	
32 Gabriel, Wenyen	4-6	1-3	1-1	1	6	7	3	10	0	2	0	0	0	0	0	19	
<b>Team</b>																	
<b>Totals</b>	26-65	4-17	8-12	16	33	43	17	64	13	17	4	200					

FG % 1st Half: 13-32 40.6% 2nd half: 13-33 39.4% Game: 26-65 42.5%  
3FG % 1st Half: 0-6 0.0% 2nd half: 4-11 36.4% Game: 4-17 23.5%  
FT % 1st Half: 5-8 62.5% 2nd half: 3-4 75.0% Game: 8-12 66.7%

Officials: Anthony Jordan, Terry Ogrysko, Bryon Jarrett  
Technical fouls: rv/rv Florida None. Kentucky-None.  
Attendance: 3429

Score by periods	1st	2nd	Total
rv/rv Florida	33	33	66
Kentucky	31	33	64

Last FG: rv/rv 02-02, UK 2nd 00-27.  
Largest lead: rv/rv 8-2nd 15-30, UK 5-1st 05-05.  
UK led for 20-42, UK led for 14-05. Game was tied for 04-48.

Last FG: UK 2nd 02-02, UK 2nd 00-27.  
Largest lead: UK 5-1st 05-05, UK 5-1st 05-05.  
UK led for 20-42, UK led for 14-05. Game was tied for 04-48.

Points led: 12 times.  
Lead changed: 4 times.

Score tied: 12 times.  
Lead changed: 4 times.

Points led: 12 times.  
Lead changed: 4 times.

Points led: 12 times.  
Lead changed: 4 times.

Points led: 12 times.  
Lead changed: 4 times.

Points led: 12 times.  
Lead changed: 4 times.

Points led: 12 times.  
Lead changed: 4 times.

Points led: 12 times.  
Lead changed: 4 times.

Points led: 12 times.  
Lead changed: 4 times.

Points led: 12 times.  
Lead changed: 4 times.

Points led: 12 times.  
Lead changed: 4 times.

Points led: 12 times.  
Lead changed: 4 times.

Points led: 12 times.  
Lead changed: 4 times.

Points led: 12 times.  
Lead changed: 4 times.

Points led: 12 times.  
Lead changed: 4 times.

Points led: 12 times.  
Lead changed: 4 times.

Points led: 12 times.  
Lead changed: 4 times.

Points led: 12 times.  
Lead changed: 4 times.

Points led: 12 times.  
Lead changed: 4 times.

Points led: 12 times.  
Lead changed: 4 times.

Points led: 12 times.  
Lead changed: 4 times.

Points led: 12 times.  
Lead changed: 4 times.

Points led: 12 times.  
Lead changed: 4 times.

Points led: 12 times.  
Lead changed: 4 times.

Points led: 12 times.  
Lead changed: 4 times.

Points led: 12 times.  
Lead changed: 4 times.

Points led: 12 times.  
Lead changed: 4 times.

Points led: 12 times.  
Lead changed: 4 times.

Points led: 12 times.  
Lead changed: 4 times.

Points led: 12 times.  
Lead changed: 4 times.

Points led: 12 times.  
Lead changed: 4 times.

## GAME 20 RV/RV KENTUCKY 78, MISSISSIPPI ST. 65

Official Basketball Box Score -- Game Totals -- Final Statistics  
Kentucky vs Mississippi State  
01/23/18 9:00 pm at Rupp Arena - Lexington, KY

Mississippi State 65 • 14-6, 2-5		Total		3-Pr		Rebounds		PF		FT		A TO Bk		Shl		Min	
Player	FG	FGA	FT	FTA	FT-FTA	Off	Def	Off	Def	Off	Def	Off	Def	Off	Def	Off	Def
24 Abdul, Abdul	0-4	0-0	0-0	0	0	1	2	1	2	1	0	1	0	0	0	31	
35 Holman, Aric	1-6	0-3	0-0	1	5	6	0	2	3	1	0	2	1	0	0	21	
00 Weatherpoon, Nick	4-4	1-3	1-2	2	3	4	0	2	10	0	2	0	0	0	0	22	
01 Peters, Lamar	4-11	1-5	0-0	0	0	0	3	9	5	2	0	0	0	0	0	33	
11 Weatherpoon, Q	8-16	1-5	2-2	3	6	9	3	19	6	2	0	1	1	0	0	31	
02 Wright, E	1-2	0-1	2-2	1	0	1	4	1	0	0	0	0	0	0	0	11	
03 Stapleton, Xavian	3-6	0-2	0-0	0	2	5	6	2	0	0	0	0	0	0	0	21	
22 Feazel, KeyShawn	0-0	0-0	0-0	0	0	0	0	0	0	0	0	0	0	0	0	3	
23 Carter, Tyson	2-11	2-10	1-1	0	1	2	7	2	0	0	0	2	1	0	0	23	
45 Datcher, EJ	1-3	0-0	0-0	1	1	2	2	0	0	0	0	0	0	0	0	6	
<b>Team</b>																	
<b>Totals</b>	26-67	5-29	8-10	10	21	33	65	16	11	4	5	200					

FG % 1st Half: 13-33 39.4% 2nd half: 13-34 38.2% Game: 26-67 38.0%  
3FG % 1st Half: 3-14 21.4% 2nd half: 2-13 15.4% Game: 5-29 17.2%  
FT % 1st Half: 7-8 87.5% 2nd half: 1-2 50.0% Game: 8-10 80.0%

**Kentucky 78 • 15-5, 5-3**

Kentucky		Total		3-Pr		Rebounds		PF		FT		A TO Bk		Shl		Min	
Player	FG	FGA	FT	FTA	FT-FTA	Off	Def	Off	Def	Off	Def	Off	Def	Off	Def	Off	Def
04 Richards, Nick	1-0	0-0	0-0	0	0	1	0	0	0	0	0	0	0	0	0	0	11
05 Knox, Kevin	5-6	4-4	5-6	1	5	6	19	1	4	0	0	2	0	0	0	36	
25 Washington, PJ	6-10	0-2	10-14	2	4	6	22	2	2	3	3	1	0	0	0	35	
02 Diallo, Hamidou	3-8	0-2	0-1	0	7	2	6	2	3	2	0	2	0	0	0	27	
22 Gilgeous-Alexander	6-15	0-3	4-4	4	4	4	16	6	0	0	0	0	0	0	0	35	
00 Green, Quade	0-2	0-1	4-4	0	0	0	0	1	4	0	0	0	0	0	0	20	
01 Killelea-Jones, Sacha	1-3	0-0	1-1	2	3	2	0	1	0	0	0	0	0	0	0	10	
02 Vanderbilt, Jarred	1-7	0-0	4-3	2	2	0	1	0	1	0	0	0	0	0	0	11	
32 Gabriel, Wenyen	3-6	1-2	0-0	3	6	4	7	0	0	0	0	0	0	0	0	19	
<b>Team</b>																	
<b>Totals</b>	25-58	5-14	23-30	13	28	41	78	11	11	5	7	200					

FG % 1st Half: 13-31 41.9% 2nd half: 12-27 44.4% Game: 25-58 43.1%  
3FG % 1st Half: 3-8 37.5% 2nd half: 2-6 33.3% Game: 5-14 35.7%  
FT % 1st Half: 9-12 75.0% 2nd half: 14-18 77.8% Game: 23-30 76.7%

Officials: Pat Adams, Karl Hess, Vladimir Voyard-Tadai  
Technical fouls: Mississippi State None. Kentucky-None.  
Attendance: 2069

Score by periods	1st	2nd	Total
Mississippi State	36	29	65
Kentucky	38	40	78

Last FG: MS 2nd 01-05, UK 2nd 01-05.  
Largest lead: MS by 5-1st 14-04, UK by 13-2nd 04-05.  
MS led for 10-50, UK led for 26-36. Game was tied for 04-51.

Points led: 10 times.  
Lead changed: 8 times.

Points led: 10 times.  
Lead changed: 8 times.

Points led: 10 times.  
Lead changed: 8 times.

Points led: 10 times.  
Lead changed: 8 times.

Points led: 10 times.  
Lead changed: 8 times.

Points led: 10 times.  
Lead changed: 8 times.

Points led: 10 times.  
Lead changed: 8 times.

Points led: 10 times.  
Lead changed: 8 times.

Points led: 10 times.  
Lead changed: 8 times.

Points led: 10 times.  
Lead changed: 8 times.

Points led: 10 times.  
Lead changed: 8 times.

Points led: 10 times.  
Lead changed: 8 times.

Points led: 10 times.  
Lead changed: 8 times.

Points led: 10 times.  
Lead changed: 8 times.

Points led: 10 times.  
Lead changed: 8 times.

Points led: 10 times.  
Lead changed: 8 times.

Points led: 10 times.  
Lead changed: 8 times.

Points led: 10 times.  
Lead changed: 8 times.

Points led: 10 times.  
Lead changed: 8 times.

Points led: 10 times.  
Lead changed: 8 times.

Points led: 10 times.  
Lead changed: 8 times.

Points led: 10 times.  
Lead changed: 8 times.

Points led: 10 times.  
Lead changed: 8 times.

Points led: 10 times.  
Lead changed: 8 times.

Points led: 10 times.  
Lead changed: 8 times.

Points led: 10 times.  
Lead changed: 8 times.

Points led: 10 times.  
Lead changed: 8 times.

Points led: 10 times.  
Lead changed: 8 times.

Points led: 10 times.  
Lead changed: 8 times.

Points led: 10 times.  
Lead changed: 8 times.

Points led: 10 times.  
Lead changed: 8 times.

Points led: 10 times.  
Lead changed: 8 times.



2017-18 Kentucky Men's Basketball  
 Kentucky Combined Team Statistics (as of Feb 10, 2018)  
 All games



RECORD:	OVERALL	HOME	AWAY	NEUTRAL
ALL GAMES	17-8	13-2	3-4	1-2
CONFERENCE	6-6	4-2	2-4	0-0
NON-CONFERENCE	11-2	9-0	1-0	1-2

#	Player	gp-gs	min	avg	Total		3-Point		F-Throw		Rebounds				pf	dq	a	to	blk	stl	pts	avg			
					fg-fga	fg%	3fg-fga	3fg%	ft-fa	ft%	off	def	tot	avg											
05	Knox, Kevin	25-25	820	32.8	127-282	.450	39-112	.348	83-110	.755	23	116	139	5.6	54	1	39	57	6	22	376	15.0			
22	Gilgeous-Alexander	25-12	800	32.0	119-243	.490	12-34	.353	77-97	.794	17	74	91	3.6	41	0	115	69	14	43	327	13.1			
03	Diallo, Hamidou	25-25	672	26.9	104-242	.430	18-58	.310	63-102	.618	23	79	102	4.1	71	3	37	40	7	21	289	11.6			
25	Washington, PJ	25-24	668	26.7	82-168	.488	4-20	.200	78-128	.609	44	85	129	5.2	63	3	47	49	26	17	246	9.8			
00	Green, Quade	22-13	545	24.8	79-178	.444	27-72	.375	30-37	.811	8	35	43	2.0	32	0	58	40	0	7	215	9.8			
04	Richards, Nick	25-25	425	17.0	60-99	.606	0-0	.000	44-59	.746	44	90	134	5.4	55	1	8	23	30	2	164	6.6			
32	Gabriel, Wenyen	25-1	566	22.6	53-126	.421	22-63	.349	23-40	.575	44	94	138	5.5	77	3	16	29	28	21	151	6.0			
02	Vanderbilt, Jarred	8-0	111	13.9	12-39	.308	0-1	.000	11-16	.688	23	27	50	6.3	22	1	7	10	3	3	35	4.4			
01	Killeya-Jones, Sacha	23-0	343	14.9	36-60	.600	0-1	.000	17-32	.531	36	41	77	3.3	53	0	8	16	14	6	89	3.9			
14	Wynyard, Tai	8-0	43	5.4	3-7	.429	0-0	.000	2-2	1.000	6	8	14	1.8	8	0	0	3	1	3	8	1.0			
10	David, Jonny	4-0	4	1.0	0-0	.000	0-0	.000	0-0	.000	0	0	0	0.0	1	0	0	2	0	0	0	0.0			
12	Calipari, Brad	8-0	25	3.1	0-5	.000	0-5	.000	0-0	.000	0	2	2	0.3	0	0	1	1	0	0	0	0.0			
30	Pulliam, Dillon	4-0	3	0.8	0-0	.000	0-0	.000	0-0	.000	0	0	0	0.0	0	0	0	0	0	0	0	0.0			
Team											37	17	54												7
Total.....		25	5025		675-1449	.466	122-366	.333	428-623	.687	305	668	973	38.9	477	12	336	346	129	145	1900	76.0			
Opponents.....		25	5025		624-1520	.411	184-633	.291	331-484	.684	295	559	854	34.2	508	-	337	312	95	151	1763	70.5			

TEAM STATISTICS	UK	OPP
SCORING	1900	1763
Points per game	76.0	70.5
Scoring margin	+5.5	-
FIELD GOALS-ATT	675-1449	624-1520
Field goal pct	.466	.411
3 POINT FG-ATT	122-366	184-633
3-point FG pct	.333	.291
3-pt FG made per game	4.9	7.4
FREE THROWS-ATT	428-623	331-484
Free throw pct	.687	.684
F-Throws made per game	17.1	13.2
REBOUNDS	973	854
Rebounds per game	38.9	34.2
Rebounding margin	+4.8	-
ASSISTS	336	337
Assists per game	13.4	13.5
TURNOVERS	346	312
Turnovers per game	13.8	12.5
Turnover margin	-1.4	-
Assist/turnover ratio	1.0	1.1
STEALS	145	151
Steals per game	5.8	6.0
BLOCKS	129	95
Blocks per game	5.2	3.8
ATTENDANCE	325377	147629
Home games-Avg/Game	15-21692	7-15341
Neutral site-Avg/Game	-	3-13414

Date	Opponent	Score	Att.
11/10/17	UTAH VALLEY	w 73-63	19807
11/12/17	VERMONT	w 73-69	20174
1 11/14/17	vs #4/3 Kansas	L 61-65	21684
2 11/17/17	ETSU	w 78-61	20168
2 11/20/17	TROY	w 70-62	19548
2 11/22/17	FORT WAYNE	w 86-67	20645
2 11/26/17	UIC	w 107-73	20212
12/2/17	HARVARD	w 79-70	22922
3 12/9/17	vs Monmouth	w 93-76	10438
12/16/17	RV/RV VIRGINIA TECH	w 93-86	22690
4 12/23/17	vs UCLA	L 75-83	8119
12/29/17	RV/RV LOUISVILLE	w 90-61	24228
* 12/31/17	GEORGIA	w 66-61	22862
* 1/3/18	at LSU	w 74-71	11952
* 1/6/18	at #23/22 Tennessee	L 65-76	21678
* 1/9/18	RV/RV TEXAS A&M	w 74-73	22643
* 1/13/18	at Vanderbilt	w 74-67	13389
* 1/16/18	at South Carolina	L 68-76	16210
* 1/20/18	FLORIDA	L 64-66	24394
* 1/23/18	MISSISSIPPI STATE	w 78-65	20609
5 1/27/18	at #7/7 West Virginia	w 83-76	15835
* 1/30/18	VANDERBILT	wot 83-81	21143
* 2/3/18	at Mizzou	L 60-69	15061
* 2/6/18	#15/14 TENNESSEE	L 59-61	23332
* 02/10/18	at Texas A&M	L 74-85	13263

\* = Conference game  
 1 = Champions Classic | United Center (Chicago)  
 2 = Adolph Rupp Classic | Rupp Arena (Lexington, Ky.)  
 3 = Citi Hoops Classic | Madison Square Garden (New York)  
 4 = CBS Sports Classic | Smoothie King Center (New Orleans)  
 5 = Big 12/SEC Challenge | WVU Coliseum (Morgantown, W.Va.)

Score by Periods	1st	2nd	OT	Totals
Kentucky	892	996	12	1900
Opponents	819	934	10	1763





2017-18 Kentucky Men's Basketball  
 Kentucky Combined Team Statistics (as of Feb 10, 2018)  
 Conference games



RECORD:	OVERALL	HOME	AWAY	NEUTRAL
ALL GAMES	6-6	4-2	2-4	0-0
CONFERENCE	6-6	4-2	2-4	0-0
NON-CONFERENCE	0-0	0-0	0-0	0-0

#	Player	gp-gs	min	avg	Total		3-Point		F-Throw		Rebounds				pf	dq	a	to	blk	stl	pts	avg	
					fg-fga	fg%	3fg-fga	3fg%	ft-fa	ft%	off	def	tot	avg									
22	Gilgeous-Alexander	12-9	429	35.8	69-145	.476	5-16	.313	48-61	.787	8	36	44	3.7	19	0	60	37	10	16	191	15.9	
05	Knox, Kevin	12-12	385	32.1	53-124	.427	16-48	.333	39-50	.780	9	54	63	5.3	26	0	15	22	1	9	161	13.4	
25	Washington, PJ	12-11	338	28.2	39-85	.459	2-13	.154	41-69	.594	20	41	61	5.1	32	1	18	18	11	15	121	10.1	
00	Green, Quade	9-3	235	26.1	29-79	.367	11-35	.314	13-18	.722	3	14	17	1.9	14	0	10	12	0	3	82	9.1	
03	Diallo, Hamidou	12-12	304	25.3	31-83	.373	5-24	.208	25-44	.568	9	33	42	3.5	36	3	11	17	5	6	92	7.7	
32	Gabriel, Wenyen	12-1	275	22.9	24-59	.407	11-34	.324	6-13	.462	16	44	60	5.0	46	3	3	16	7	10	65	5.4	
02	Vanderbilt, Jarred	7-0	100	14.3	12-34	.353	0-1	.000	10-14	.714	16	23	39	5.6	21	1	5	9	3	3	34	4.9	
04	Richards, Nick	12-12	181	15.1	20-34	.588	0-0	.000	17-23	.739	14	34	48	4.0	22	1	1	10	10	1	57	4.8	
01	Killeya-Jones, Sacha	11-0	162	14.7	14-21	.667	0-1	.000	8-16	.500	15	19	34	3.1	28	0	4	10	4	1	36	3.3	
12	Calipari, Brad	3-0	9	3.0	0-2	.000	0-2	.000	0-0	.000	0	1	1	0.3	0	0	0	0	0	0	0	0.0	
14	Wynyard, Tai	1-0	7	7.0	0-1	.000	0-0	.000	0-0	.000	1	0	1	1.0	1	0	0	0	0	1	0	0.0	
Team											23	10	33										
Total.....		12	2425		291-667	.436	50-174	.287	207-308	.672	134	309	443	36.9	245	9	127	154	51	65	839	69.9	
Opponents.....		12	2425		295-697	.423	75-287	.261	186-271	.686	133	287	420	35.0	248	-	164	141	51	64	851	70.9	

TEAM STATISTICS	UK	OPP
SCORING	839	851
Points per game	69.9	70.9
Scoring margin	-1.0	-
FIELD GOALS-ATT	291-667	295-697
Field goal pct	.436	.423
3 POINT FG-ATT	50-174	75-287
3-point FG pct	.287	.261
3-pt FG made per game	4.2	6.3
FREE THROWS-ATT	207-308	186-271
Free throw pct	.672	.686
F-Throws made per game	17.3	15.5
REBOUNDS	443	420
Rebounds per game	36.9	35.0
Rebounding margin	+1.9	-
ASSISTS	127	164
Assists per game	10.6	13.7
TURNOVERS	154	141
Turnovers per game	12.8	11.8
Turnover margin	-1.1	-
Assist/turnover ratio	0.8	1.2
STEALS	65	64
Steals per game	5.4	5.3
BLOCKS	51	51
Blocks per game	4.3	4.3
ATTENDANCE	134983	91553
Home games-Avg/Game	6-22497	6-15259
Neutral site-Avg/Game	-	0-0

Date	Opponent	Score	Att.
* 12/31/17	GEORGIA	w 66-61	22862
* 1/3/18	at LSU	w 74-71	11952
* 1/6/18	at #23/22 Tennessee	L 65-76	21678
* 1/9/18	RV/RV TEXAS A&M	w 74-73	22643
* 1/13/18	at Vanderbilt	w 74-67	13389
* 1/16/18	at South Carolina	L 68-76	16210
* 1/20/18	FLORIDA	L 64-66	24394
* 1/23/18	MISSISSIPPI STATE	w 78-65	20609
* 1/30/18	VANDERBILT	Wot 83-81	21143
* 2/3/18	at Mizzou	L 60-69	15061
* 2/6/18	#15/14 TENNESSEE	L 59-61	23332
* 02/10/18	at Texas A&M	L 74-85	13263

\* = Conference game  
 1 = Champions Classic | United Center (Chicago)  
 2 = Adolph Rupp Classic | Rupp Arena (Lexington, Ky.)  
 3 = Citi Hoops Classic | Madison Square Garden (New York)  
 4 = CBS Sports Classic | Smoothie King Center (New Orleans)  
 5 = Big 12/SEC Challenge | WVU Coliseum (Morgantown, W.Va.)

Score by Periods	1st	2nd	OT	Totals
Kentucky	374	453	12	839
Opponents	371	470	10	851



2017-18 Kentucky Men's Basketball  
 Kentucky Combined Team Statistics (as of Feb 10, 2018)  
 Last five games



RECORD:	OVERALL	HOME	AWAY	NEUTRAL
ALL GAMES	2-3	1-1	1-2	0-0
CONFERENCE	1-3	1-1	0-2	0-0
NON-CONFERENCE	1-0	0-0	1-0	0-0

#	Player	gp-gs	min	avg	Total		3-Point		F-Throw		Rebounds				pf	dq	a	to	blk	stl	pts	avg	
					fg-fga	fg%	3fg-fga	3fg%	ft-fa	ft%	off	def	tot	avg									
05	Knox, Kevin	5-5	173	34.6	29-64	.453	10-24	.417	17-24	.708	7	19	26	5.2	8	0	6	5	0	2	85	17.0	
22	Gilgeous-Alexander	5-5	182	36.4	34-64	.531	1-8	.125	16-23	.696	2	15	17	3.4	9	0	28	16	6	7	85	17.0	
00	Green, Quade	5-0	136	27.2	18-44	.409	9-22	.409	3-4	.750	2	10	12	2.4	8	0	5	8	0	3	48	9.6	
03	Diallo, Hamidou	5-5	101	20.2	12-33	.364	2-10	.200	10-15	.667	3	6	9	1.8	14	1	3	6	0	0	36	7.2	
04	Richards, Nick	5-5	82	16.4	8-18	.444	0-0	.000	13-17	.765	8	18	26	5.2	12	0	0	6	5	0	29	5.8	
02	Vanderbilt, Jarred	5-0	73	14.6	7-22	.318	0-1	.000	9-12	.750	16	16	32	6.4	16	1	4	8	1	3	23	4.6	
25	Washington, PJ	5-4	113	22.6	6-26	.231	0-3	.000	9-14	.643	8	17	25	5.0	13	0	5	8	3	3	21	4.2	
32	Gabriel, Wenyen	5-1	114	22.8	6-23	.261	2-13	.154	6-8	.750	10	13	23	4.6	19	1	3	5	6	3	20	4.0	
01	Killeya-Jones, Sacha	4-0	49	12.3	5-6	.833	0-0	.000	2-4	.500	3	5	8	2.0	11	0	0	2	1	0	12	3.0	
12	Calipari, Brad	1-0	2	2.0	0-0	.000	0-0	.000	0-0	.000	0	1	1	1.0	0	0	0	0	0	0	0	0.0	
Team											12	6	18										
Total.....		5	1025		125-300	.417	24-81	.296	85-121	.702	71	126	197	39.4	110	3	54	64	22	21	359	71.8	
Opponents.....		5	1025		127-286	.444	40-116	.345	78-111	.703	54	125	179	35.8	103	-	65	63	28	26	372	74.4	

TEAM STATISTICS

	UK	OPP
SCORING	359	372
Points per game	71.8	74.4
Scoring margin	-2.6	-
FIELD GOALS-ATT	125-300	127-286
Field goal pct	.417	.444
3 POINT FG-ATT	24-81	40-116
3-point FG pct	.296	.345
3-pt FG made per game	4.8	8.0
FREE THROWS-ATT	85-121	78-111
Free throw pct	.702	.703
F-Throws made per game	17.0	15.6
REBOUNDS	197	179
Rebounds per game	39.4	35.8
Rebounding margin	+3.6	-
ASSISTS	54	65
Assists per game	10.8	13.0
TURNOVERS	64	63
Turnovers per game	12.8	12.6
Turnover margin	-0.2	-
Assist/turnover ratio	0.8	1.0
STEALS	21	26
Steals per game	4.2	5.2
BLOCKS	22	28
Blocks per game	4.4	5.6
ATTENDANCE	44475	44159
Home games-Avg/Game	2-22238	3-14720
Neutral site-Avg/Game	-	0-0

Date	Opponent	Score	Att.
5 1/27/18	at #7/7 West Virginia	w 83-76	15835
* 1/30/18	VANDERBILT	Wot 83-81	21143
* 2/3/18	at Mizzou	L 60-69	15061
* 2/6/18	#15/14 TENNESSEE	L 59-61	23332
* 02/10/18	at Texas A&M	L 74-85	13263

- \* = Conference game
- 1 = Champions Classic | United Center (Chicago)
- 2 = Adolph Rupp Classic | Rupp Arena (Lexington, Ky.)
- 3 = Citi Hoops Classic | Madison Square Garden (New York)
- 4 = CBS Sports Classic | Smoothie King Center (New Orleans)
- 5 = Big 12/SEC Challenge | WVU Coliseum (Morgantown, W.Va.)

Score by Periods	1st	2nd	OT	Totals
Kentucky	134	213	12	359
Opponents	162	200	10	372



2016-17 Kentucky Men's Basketball  
 Kentucky Category Leaders (as of Feb 10, 2018)  
 All games



Points	G	Pts	Pts/G
Knox, Kevin	25	376	15.0
Gilgeous-Alexander	25	327	13.1
Diallo, Hamidou	25	289	11.6
Washington, PJ	25	246	9.8
Green, Quade	22	215	9.8
Richards, Nick	25	164	6.6
Gabriel, Wenyen	25	151	6.0
Killeya-Jones, Sacha	23	89	3.9
Vanderbilt, Jarred	8	35	4.4
Wynyard, Tai	8	8	1.0

Scoring Average	G	Pts	Avg/G
Knox, Kevin	25	376	15.0
Gilgeous-Alexander	25	327	13.1
Diallo, Hamidou	25	289	11.6
Washington, PJ	25	246	9.8
Green, Quade	22	215	9.8
Richards, Nick	25	164	6.6
Gabriel, Wenyen	25	151	6.0
Vanderbilt, Jarred	8	35	4.4
Killeya-Jones, Sacha	23	89	3.9
Wynyard, Tai	8	8	1.0
Calipari, Brad	8	0	0.0
Pulliam, Dillon	4	0	0.0
David, Jonny	4	0	0.0

FG Percentage	FG	Att	Pct
Richards, Nick	60	99	.606
Killeya-Jones, Sacha	36	60	.600
Gilgeous-Alexander	119	243	.490
Washington, PJ	82	168	.488
Knox, Kevin	127	282	.450
Green, Quade	79	178	.444
Diallo, Hamidou	104	242	.430
Wynyard, Tai	3	7	.429
Gabriel, Wenyen	53	126	.421
Vanderbilt, Jarred	12	39	.308
Calipari, Brad	0	5	.000

Field Goal Attempts	G	Att	Att/G
Knox, Kevin	25	282	11.3
Gilgeous-Alexander	25	243	9.7
Diallo, Hamidou	25	242	9.7
Green, Quade	22	178	8.1
Washington, PJ	25	168	6.7

Field Goals Made	G	Made	Made/G
Knox, Kevin	25	127	5.1
Gilgeous-Alexander	25	119	4.8
Diallo, Hamidou	25	104	4.2
Washington, PJ	25	82	3.3
Green, Quade	22	79	3.6

3-Point Percentage	3FG	Att	Pct
Green, Quade	27	72	.375
Gilgeous-Alexander	12	34	.353
Gabriel, Wenyen	22	63	.349
Knox, Kevin	39	112	.348
Diallo, Hamidou	18	58	.310
Washington, PJ	4	20	.200
Vanderbilt, Jarred	0	1	.000
Calipari, Brad	0	5	.000
Killeya-Jones, Sacha	0	1	.000

3-Point FG Attempts	G	Att	Att/G
Knox, Kevin	25	112	4.5
Green, Quade	22	72	3.3
Gabriel, Wenyen	25	63	2.5
Diallo, Hamidou	25	58	2.3
Gilgeous-Alexander	25	34	1.4

3-Point FG Made	G	Made	Made/G
Knox, Kevin	25	39	1.6
Green, Quade	22	27	1.2
Gabriel, Wenyen	25	22	0.9
Diallo, Hamidou	25	18	0.7
Gilgeous-Alexander	25	12	0.5

Free Throw Percent	FG	Att	Pct
Wynyard, Tai	2	2	1.000
Green, Quade	30	37	.811
Gilgeous-Alexander	77	97	.794
Knox, Kevin	83	110	.755
Richards, Nick	44	59	.746
Vanderbilt, Jarred	11	16	.688
Diallo, Hamidou	63	102	.618
Washington, PJ	78	128	.609
Gabriel, Wenyen	23	40	.575
Killeya-Jones, Sacha	17	32	.531

Free Throw Attempts	G	Att	Att/G
Washington, PJ	25	128	5.1
Knox, Kevin	25	110	4.4
Diallo, Hamidou	25	102	4.1
Gilgeous-Alexander	25	97	3.9
Richards, Nick	25	59	2.4

Free Throws Made	G	Made	Made/G
Knox, Kevin	25	83	3.3
Washington, PJ	25	78	3.1
Gilgeous-Alexander	25	77	3.1
Diallo, Hamidou	25	63	2.5
Richards, Nick	25	44	1.8





2016-17 Kentucky Men's Basketball  
 Kentucky Category Leaders (as of Feb 10, 2018)  
 All games



Rebounds	G	Reb	Reb/G
Knox, Kevin	25	139	5.6
Gabriel, Wenyen	25	138	5.5
Richards, Nick	25	134	5.4
Washington, PJ	25	129	5.2
Diallo, Hamidou	25	102	4.1

Rebound Average	G	Reb	Avg/G
Vanderbilt, Jarred	8	50	6.3
Knox, Kevin	25	139	5.6
Gabriel, Wenyen	25	138	5.5
Richards, Nick	25	134	5.4
Washington, PJ	25	129	5.2

Offensive Rebounds	G	No.	Avg/G
Richards, Nick	25	44	1.8
Washington, PJ	25	44	1.8
Gabriel, Wenyen	25	44	1.8
Killeya-Jones, Sacha	23	36	1.6
Vanderbilt, Jarred	8	23	2.9
Knox, Kevin	25	23	0.9
Diallo, Hamidou	25	23	0.9

Defensive Rebounds	G	No.	Avg/G
Knox, Kevin	25	116	4.6
Gabriel, Wenyen	25	94	3.8
Richards, Nick	25	90	3.6
Washington, PJ	25	85	3.4
Diallo, Hamidou	25	79	3.2

Fouls	G	No.	Per/G
Gabriel, Wenyen	25	77	3.1
Diallo, Hamidou	25	71	2.8
Washington, PJ	25	63	2.5
Richards, Nick	25	55	2.2
Knox, Kevin	25	54	2.2

Foulsouts	G	No.
Washington, PJ	25	3
Diallo, Hamidou	25	3
Gabriel, Wenyen	25	3
Vanderbilt, Jarred	8	1
Richards, Nick	25	1
Knox, Kevin	25	1

Assists	G	No.	Ast/G
Gilgeous-Alexander	25	115	4.6
Green, Quade	22	58	2.6
Washington, PJ	25	47	1.9
Knox, Kevin	25	39	1.6
Diallo, Hamidou	25	37	1.5

Steals	G	No.	Stl/G
Gilgeous-Alexander	25	43	1.7
Knox, Kevin	25	22	0.9
Diallo, Hamidou	25	21	0.8
Gabriel, Wenyen	25	21	0.8
Washington, PJ	25	17	0.7

Blocked Shots	G	No.	Blk/G
Richards, Nick	25	30	1.2
Gabriel, Wenyen	25	28	1.1
Washington, PJ	25	26	1.0
Killeya-Jones, Sacha	23	14	0.6
Gilgeous-Alexander	25	14	0.6

Minutes	G	No.	Min/G
Knox, Kevin	25	820	32.8
Gilgeous-Alexander	25	800	32.0
Diallo, Hamidou	25	672	26.9
Washington, PJ	25	668	26.7
Gabriel, Wenyen	25	566	22.6

Turnovers	G	No.	TO/G
Gilgeous-Alexander	25	69	2.8
Knox, Kevin	25	57	2.3
Washington, PJ	25	49	2.0
Diallo, Hamidou	25	40	1.6
Green, Quade	22	40	1.8



2016-17 Kentucky Men's Basketball  
 Kentucky Overall/Conference Statistics (as of Feb 10, 2018)  
 All games



SUMMARY	Overall Statistics										Conference Statistics									
	gp-gs	min/g	fg%	3fg%	ft%	r/g	a/g	stl	blk	pts/g	gp-gs	min/g	fg%	3fg%	ft%	r/g	a/g	stl	blk	pts/g
Green, Quade	22-13	24.8	.444	.375	.811	2.0	2.6	7	0	9.8	9-3	26.1	.367	.314	.722	1.9	1.1	3	0	9.1
Killeya-Jones, Sacha	23-0	14.9	.600	.000	.531	3.3	0.3	6	14	3.9	11-0	14.7	.667	.000	.500	3.1	0.4	1	4	3.3
Vanderbilt, Jarred	8-0	13.9	.308	.000	.688	6.3	0.9	3	3	4.4	7-0	14.3	.353	.000	.714	5.6	0.7	3	3	4.9
Diallo, Hamidou	25-25	26.9	.430	.310	.618	4.1	1.5	21	7	11.6	12-12	25.3	.373	.208	.568	3.5	0.9	6	5	7.7
Richards, Nick	25-25	17.0	.606	.000	.746	5.4	0.3	2	30	6.6	12-12	15.1	.588	.000	.739	4.0	0.1	1	10	4.8
Knox, Kevin	25-25	32.8	.450	.348	.755	5.6	1.6	22	6	15.0	12-12	32.1	.427	.333	.780	5.3	1.3	9	1	13.4
David, Jonny	4-0	1.0	.000	.000	.000	0.0	0.0	0	0	0.0										
Calipari, Brad	8-0	3.1	.000	.000	.000	0.3	0.1	0	0	0.0	3-0	3.0	.000	.000	.000	0.3	0.0	0	0	0.0
Wynyard, Tai	8-0	5.4	.429	.000	1.000	1.8	0.0	3	1	1.0	1-0	7.0	.000	.000	.000	1.0	0.0	1	0	0.0
Gilgeous-Alexander	25-12	32.0	.490	.353	.794	3.6	4.6	43	14	13.1	12-9	35.8	.476	.313	.787	3.7	5.0	16	10	15.9
Washington, PJ	25-24	26.7	.488	.200	.609	5.2	1.9	17	26	9.8	12-11	28.2	.459	.154	.594	5.1	1.5	15	11	10.1
Pulliam, Dillon	4-0	0.8	.000	.000	.000	0.0	0.0	0	0	0.0										
Gabriel, Wenyen	25-1	22.6	.421	.349	.575	5.5	0.6	21	28	6.0	12-1	22.9	.407	.324	.462	5.0	0.3	10	7	5.4
Totals	25		.466	.333	.687	38.9	13.4	145	129	76.0	12		.436	.287	.672	36.9	10.6	65	51	69.9
Opponent	25		.411	.291	.684	34.2	13.5	151	95	70.5	12		.423	.261	.686	35.0	13.7	64	51	70.9

SCORING	Overall Statistics								Conference Statistics							
	fg-fga	fg%	3fg-fga	3fg%	ft-fta	ft%	pts	pts/g	fg-fga	fg%	3fg-fga	3fg%	ft-fta	ft%	pts	pts/g
Green, Quade	79-178	.444	27-72	.375	30-37	.811	215	9.8	29-79	.367	11-35	.314	13-18	.722	82	9.1
Killeya-Jones, Sacha	36-60	.600	0-1	.000	17-32	.531	89	3.9	14-21	.667	0-1	.000	8-16	.500	36	3.3
Vanderbilt, Jarred	12-39	.308	0-1	.000	11-16	.688	35	4.4	12-34	.353	0-1	.000	10-14	.714	34	4.9
Diallo, Hamidou	104-242	.430	18-58	.310	63-102	.618	289	11.6	31-83	.373	5-24	.208	25-44	.568	92	7.7
Richards, Nick	60-99	.606	0-0	.000	44-59	.746	164	6.6	20-34	.588	0-0	.000	17-23	.739	57	4.8
Knox, Kevin	127-282	.450	39-112	.348	83-110	.755	376	15.0	53-124	.427	16-48	.333	39-50	.780	161	13.4
David, Jonny	0-0	.000	0-0	.000	0-0	.000	0	0.0								
Calipari, Brad	0-5	.000	0-5	.000	0-0	.000	0	0.0	0-2	.000	0-2	.000	0-0	.000	0	0.0
Wynyard, Tai	3-7	.429	0-0	.000	2-2	1.000	8	1.0	0-1	.000	0-0	.000	0-0	.000	0	0.0
Gilgeous-Alexander	119-243	.490	12-34	.353	77-97	.794	327	13.1	69-145	.476	5-16	.313	48-61	.787	191	15.9
Washington, PJ	82-168	.488	4-20	.200	78-128	.609	246	9.8	39-85	.459	2-13	.154	41-69	.594	121	10.1
Pulliam, Dillon	0-0	.000	0-0	.000	0-0	.000	0	0.0								
Gabriel, Wenyen	53-126	.421	22-63	.349	23-40	.575	151	6.0	24-59	.407	11-34	.324	6-13	.462	65	5.4
Totals	675-1449	.466	122-366	.333	428-623	.687	1900	76.0	291-667	.436	50-174	.287	207-308	.672	839	69.9
Opponent	624-1520	.411	184-633	.291	331-484	.684	1763	70.5	295-697	.423	75-287	.261	186-271	.686	851	70.9

TOTALS	Overall Statistics										Conference Statistics									
	o-reb	d-reb	total	pf	fo	a	to	a/to	hi	pts	o-reb	d-reb	total	pf	fo	a	to	a/to	hi	pts
Green, Quade	8	35	43	32	0	58	40	1.5	21	21	3	14	17	14	0	10	12	0.8	15	15
Killeya-Jones, Sacha	36	41	77	53	0	8	16	0.5	9	9	15	19	34	28	0	4	10	0.4	7	7
Vanderbilt, Jarred	23	27	50	22	1	7	10	0.7	8	8	16	23	39	21	1	5	9	0.6	8	8
Diallo, Hamidou	23	79	102	71	3	37	40	0.9	23	23	9	33	42	36	3	11	17	0.6	18	18
Richards, Nick	44	90	134	55	1	8	23	0.3	25	25	14	34	48	22	1	1	10	0.1	12	12
Knox, Kevin	23	116	139	54	1	39	57	0.7	34	34	9	54	63	26	0	15	22	0.7	21	21
David, Jonny	0	0	0	1	0	0	2	0.0	0	0										
Calipari, Brad	0	2	2	0	0	1	1	1.0	0	0	0	1	1	0	0	0	0	0.0	0	0
Wynyard, Tai	6	8	14	8	0	0	3	0.0	4	4	1	0	1	1	0	0	0	0.0	0	0
Gilgeous-Alexander	17	74	91	41	0	115	69	1.7	30	30	8	36	44	19	0	60	37	1.6	30	30
Washington, PJ	44	85	129	63	3	47	49	1.0	22	22	20	41	61	32	1	18	18	1.0	22	22
Pulliam, Dillon	0	0	0	0	0	0	0	0.0	0	0										
Gabriel, Wenyen	44	94	138	77	3	16	29	0.6	16	16	16	44	60	46	3	3	16	0.2	11	11
Totals	305	668	973	477	12	336	346	1.0	107	107	134	309	443	245	9	127	154	0.8	83	83
Opponent	295	559	854	508	-	337	312	1.1	86	86	133	287	420	248	-	164	141	1.2	85	85



2016-17 Kentucky Men's Basketball  
 Kentucky Team Game-by-Game (as of Feb 10, 2018)  
 All games



TEAM STATISTICS

Opponent	Date	Score		Total		3-Pointers		Free throws		Rebounds				pf	a	t/o	blk	stl	pts	avg
				fg-fga	pct	3fg-fga	pct	ft-fta	pct	off	def	tot	avg							
UTAH VALLEY	11/10/17	73-63	W	26-66	.394	5-15	.333	16-23	.696	18	20	38	38.0	18	17	14	8	11	73	73.0
VERMONT	11/12/17	73-69	W	26-56	.464	3-9	.333	18-23	.783	8	28	36	37.0	17	15	10	4	3	73	73.0
vs #4/3 Kansas	11/14/17	61-65	L	23-55	.418	3-13	.231	12-18	.667	10	29	39	37.7	20	14	18	10	7	61	69.0
ETSU	11/17/17	78-61	W	33-58	.569	9-16	.563	3-15	.200	13	27	40	38.2	20	17	22	8	6	78	71.2
TROY	11/20/17	70-62	W	26-59	.441	3-9	.333	15-23	.652	15	38	53	41.2	16	13	16	2	3	70	71.0
FORT WAYNE	11/22/17	86-67	W	33-55	.600	5-11	.455	15-24	.625	12	32	44	41.7	18	17	16	3	6	86	73.5
UIC	11/26/17	107-73	W	42-63	.667	4-12	.333	19-28	.679	10	27	37	41.0	19	22	15	7	6	107	78.3
HARVARD	12/2/17	79-70	W	26-56	.464	2-14	.143	25-30	.833	8	29	37	40.5	15	13	10	9	9	79	78.4
vs Monmouth	12/9/17	93-76	W	31-58	.534	7-19	.368	24-32	.750	14	30	44	40.9	18	20	19	8	7	93	80.0
RV/RV VIRGINIA TECH	12/16/17	93-86	W	33-68	.485	11-22	.500	16-24	.667	14	19	33	40.1	16	18	11	4	8	93	81.3
vs UCLA	12/23/17	75-83	L	29-68	.426	6-21	.286	11-16	.688	16	20	36	39.7	16	14	14	3	8	75	80.7
RV/RV LOUISVILLE	12/29/17	90-61	W	30-62	.484	6-13	.462	24-30	.800	12	32	44	40.1	19	13	11	5	5	90	81.5
GEORGIA	12/31/17	66-61	W	17-54	.315	5-16	.313	27-38	.711	15	27	42	40.2	23	10	9	6	8	66	80.3
at LSU	01/03/18	74-71	W	31-61	.508	5-12	.417	7-13	.538	10	25	35	39.9	10	13	14	3	6	74	79.9
at #22/23 Tennessee	01/06/18	65-76	L	24-52	.462	7-19	.368	10-16	.625	8	22	30	39.2	23	14	16	4	7	65	78.9
TEXAS A&M	01/09/18	74-73	W	24-43	.558	4-12	.333	22-34	.647	7	21	28	38.5	18	10	12	2	5	74	78.6
at Vanderbilt	01/13/18	74-67	W	23-43	.535	3-10	.300	25-37	.676	9	26	35	38.3	19	11	11	7	3	74	78.3
at South Carolina	01/16/18	68-76	L	22-49	.449	1-11	.091	23-36	.639	6	29	35	38.1	32	7	16	5	5	68	77.7
FLORIDA	01/20/18	64-66	L	26-65	.400	4-17	.235	8-12	.667	16	33	49	38.7	17	13	17	4	4	64	77.0
MISSISSIPPI STATE	01/23/18	78-65	W	25-58	.431	5-14	.357	23-30	.767	13	28	41	38.8	13	11	11	5	7	78	77.1
at #7/7 West Virginia	01/27/18	83-76	W	26-58	.448	8-18	.444	23-29	.793	21	28	49	39.3	20	16	16	7	1	83	77.3
VANDERBILT	01/30/18	83-81	Wot	29-64	.453	5-14	.357	20-27	.741	10	25	35	39.1	22	7	9	4	6	83	77.6
at Mizzou	02/03/18	60-69	L	21-67	.313	2-20	.100	16-23	.696	20	20	40	39.1	29	9	12	2	7	60	76.8
#15/14 TENNESSEE	02/06/18	59-61	L	19-45	.422	3-14	.214	18-25	.720	7	23	30	38.8	18	7	15	4	4	59	76.1
at Texas A&M	02/10/18	74-85	L	30-66	.455	6-15	.400	8-17	.471	13	30	43	38.9	21	15	12	5	3	74	76.0
Kentucky		1900		675-1449	.466	122-366	.333	428-623	.687	305	668	973	38.9	477	336	346	129	145	1900	76.0
Opponents		1763		624-1520	.411	184-633	.291	331-484	.684	295	559	854	34.2	508	337	312	95	151	1763	70.5

Games played: 25  
 Points/game: 76.0  
 FG Pct: 46.6  
 3FG Pct: 33.3  
 FT Pct: 68.7

Rebounds/game: 38.9  
 Assists/game: 13.4  
 Turnovers/game: 13.8  
 Assist/turnover ratio: 1.0  
 Steals/game: 5.8  
 Blocks/game: 5.2





2016-17 Kentucky Men's Basketball  
 Kentucky Opponent Game-by-Game (as of Feb 10, 2018)  
 All games



OPPONENT STATISTICS

Opponent	Date	Score	W	Total		3-Pointers		Free throws		Rebounds				pf	a	t/o	blk	stl	pts	avg
				fg-fga	pct	3fg-fga	pct	ft-fa	pct	off	def	tot	avg							
UTAH VALLEY	11/10/17	73-63	W	23-56	.411	5-18	.278	12-18	.667	16	23	39	39.0	20	12	20	8	8	63	63.0
VERMONT	11/12/17	73-69	W	26-58	.448	10-29	.345	7-13	.538	6	21	27	33.0	18	14	7	1	1	69	66.0
vs #4/3 Kansas	11/14/17	61-65	L	24-68	.353	8-28	.286	9-16	.563	18	21	39	35.0	15	17	11	2	12	65	65.7
ETSU	11/17/17	78-61	W	22-68	.324	8-31	.258	9-14	.643	19	18	37	35.5	19	14	16	2	8	61	64.5
TROY	11/20/17	70-62	W	23-64	.359	4-27	.148	12-16	.750	6	24	30	34.4	20	9	6	5	5	62	64.0
FORT WAYNE	11/22/17	86-67	W	24-60	.400	12-37	.324	7-14	.500	7	14	21	32.2	20	13	10	0	8	67	64.5
UIC	11/26/17	107-73	W	26-64	.406	5-18	.278	16-24	.667	15	18	33	32.3	22	7	21	6	7	73	65.7
HARVARD	12/2/17	79-70	W	23-62	.371	12-28	.429	12-17	.706	12	24	36	32.8	21	13	15	3	4	70	66.2
vs Monmouth	12/9/17	93-76	W	26-70	.371	10-29	.345	14-18	.778	16	18	34	32.9	21	20	15	2	10	76	67.3
RV/RV VIRGINIA TECH	12/16/17	93-86	W	32-55	.582	10-22	.455	12-17	.706	6	24	30	32.6	22	18	19	1	3	86	69.2
vs UCLA	12/23/17	75-83	L	29-61	.475	12-30	.400	13-15	.867	11	26	37	33.0	14	14	14	2	12	83	70.5
RV/RV LOUISVILLE	12/29/17	90-61	W	24-69	.348	3-25	.120	10-13	.769	13	24	37	33.3	25	10	11	5	3	61	69.7
GEORGIA	12/31/17	66-61	W	23-58	.397	2-21	.095	13-21	.619	14	24	38	33.7	26	10	15	3	2	61	69.0
at LSU	01/03/18	74-71	W	29-65	.446	6-24	.250	7-9	.778	10	24	34	33.7	14	14	11	5	6	71	69.1
at #22/23 Tennessee	01/06/18	65-76	L	25-55	.455	8-22	.364	18-24	.750	12	25	37	33.9	16	23	12	4	8	76	69.6
TEXAS A&M	01/09/18	74-73	W	26-52	.500	7-21	.333	14-24	.583	10	17	27	33.5	25	14	12	5	4	73	69.8
at Vanderbilt	01/13/18	74-67	W	21-55	.382	6-25	.240	19-27	.704	12	18	30	33.3	23	11	7	4	6	67	69.6
at South Carolina	01/16/18	68-76	L	23-61	.377	5-23	.217	25-38	.658	14	26	40	33.7	27	11	9	1	7	76	70.0
FLORIDA	01/20/18	64-66	L	22-66	.333	6-30	.200	16-25	.640	14	24	38	33.9	14	12	7	4	6	66	69.8
MISSISSIPPI STATE	01/23/18	78-65	W	26-67	.388	5-29	.172	8-10	.800	10	21	31	33.8	23	16	11	4	5	65	69.6
at #7/7 West Virginia	01/27/18	83-76	W	27-68	.397	10-24	.417	12-18	.667	17	17	34	33.8	23	12	6	7	6	76	69.9
VANDERBILT	01/30/18	83-81	Wot	28-59	.475	9-25	.360	16-23	.696	10	27	37	33.9	23	14	15	3	3	81	70.4
at Mizzou	02/03/18	60-69	L	19-41	.463	7-23	.304	24-33	.727	7	29	36	34.0	20	13	20	8	3	69	70.3
#15/14 TENNESSEE	02/06/18	59-61	L	22-52	.423	5-21	.238	12-14	.857	8	24	32	33.9	19	10	13	4	9	61	69.9
at Texas A&M	02/10/18	74-85	L	31-66	.470	9-23	.391	14-23	.609	12	28	40	34.2	18	16	9	6	5	85	70.5
Opponents		1763		624-1520	.411	184-633	.291	331-484	.684	295	559	854	34.2	508	337	312	95	151	1763	70.5
Kentucky		1900		675-1449	.466	122-366	.333	428-623	.687	305	668	973	38.9	477	336	346	129	145	1900	76.0

Games played: 25  
 Points/game: 70.5  
 FG Pct: 41.1  
 3FG Pct: 29.1  
 FT Pct: 68.4

Rebounds/game: 34.2  
 Assists/game: 13.5  
 Turnovers/game: 12.5  
 Assist/turnover ratio: 1.1  
 Steals/game: 6.0  
 Blocks/game: 3.8



2016-17 Kentucky Men's Basketball  
 Kentucky Team High/Low Analysis (as of Feb 10, 2018)  
 All games



Kentucky - TEAM GAME HIGHS

POINTS	107		UIC (11/26/17)
	93		RV/RV VIRGINIA TECH (12/16/17)
	93		vs Monmouth (12/9/17)
	90		RV/RV LOUISVILLE (12/29/17)
	86		FORT WAYNE (11/22/17)
FIELD GOALS MADE	42		UIC (11/26/17)
	33		RV/RV VIRGINIA TECH (12/16/17)
	33		FORT WAYNE (11/22/17)
	33		ETSU (11/17/17)
FIELD GOAL ATTEMPTS	68		vs UCLA (12/23/17)
	68		RV/RV VIRGINIA TECH (12/16/17)
FIELD GOAL PERCENTAGE	.667	(42-63)	UIC (11/26/17)
	.600	(33-55)	FORT WAYNE (11/22/17)
3 PT FIELD GOALS MADE	11		RV/RV VIRGINIA TECH (12/16/17)
	9		ETSU (11/17/17)
3 PT FG ATTEMPTS	22		RV/RV VIRGINIA TECH (12/16/17)
	21		vs UCLA (12/23/17)
3 PT FG PERCENTAGE	.563	(9-16)	ETSU (11/17/17)
	.500	(11-22)	RV/RV VIRGINIA TECH (12/16/17)
FREE THROWS MADE	27		GEORGIA (12/31/17)
	25		at Vanderbilt (01/13/18)
	25		HARVARD (12/2/17)
FREE THROW ATTEMPTS	38		GEORGIA (12/31/17)
	37		at Vanderbilt (01/13/18)
FREE THROW PERCENTAGE	.833	(25-30)	HARVARD (12/2/17)
	.800	(24-30)	RV/RV LOUISVILLE (12/29/17)
REBOUNDS	53		TROY (11/20/17)
	49		at #7/7 West Virginia (01/27/18)
	49		FLORIDA (01/20/18)
ASSISTS	22		UIC (11/26/17)
	20		vs Monmouth (12/9/17)
STEALS	11		UTAH VALLEY (11/10/17)
	9		HARVARD (12/2/17)
BLOCKED SHOTS	10		vs #4/3 Kansas (11/14/17)
	9		HARVARD (12/2/17)
TURNOVERS	22		ETSU (11/17/17)
	19		vs Monmouth (12/9/17)
FOULS	32		at South Carolina (01/16/18)
	29		at Mizzou (02/03/18)



2016-17 Kentucky Men's Basketball  
 Kentucky High/Low Analysis (as of Feb 10, 2018)  
 All games



Opponent - GAME HIGHS

POINTS	86		RV/RV VIRGINIA TECH (12/16/17)
	85		at Texas A&M (02/10/18)
	83		vs UCLA (12/23/17)
	81		VANDERBILT (01/30/18)
	76		at #7/7 West Virginia (01/27/18)
	76		at South Carolina (01/16/18)
	76		at #22/23 Tennessee (01/06/18)
	76		vs Monmouth (12/9/17)
FIELD GOALS MADE	32		RV/RV VIRGINIA TECH (12/16/17)
	31		at Texas A&M (02/10/18)
FIELD GOAL ATTEMPTS	70		vs Monmouth (12/9/17)
	69		RV/RV LOUISVILLE (12/29/17)
FIELD GOAL PERCENTAGE	.582	(32-55)	RV/RV VIRGINIA TECH (12/16/17)
	.500	(26-52)	TEXAS A&M (01/09/18)
3 PT FIELD GOALS MADE	12		vs UCLA (12/23/17)
	12		HARVARD (12/2/17)
	12		FORT WAYNE (11/22/17)
3 PT FG ATTEMPTS	37		FORT WAYNE (11/22/17)
	31		ETSU (11/17/17)
3 PT FG PERCENTAGE	.455	(10-22)	RV/RV VIRGINIA TECH (12/16/17)
	.429	(12-28)	HARVARD (12/2/17)
FREE THROWS MADE	25		at South Carolina (01/16/18)
	24		at Mizzou (02/03/18)
FREE THROW ATTEMPTS	38		at South Carolina (01/16/18)
	33		at Mizzou (02/03/18)
FREE THROW PERCENTAGE	.867	(13-15)	vs UCLA (12/23/17)
	.857	(12-14)	#15/14 TENNESSEE (02/06/18)
REBOUNDS	40		at Texas A&M (02/10/18)
	40		at South Carolina (01/16/18)
ASSISTS	23		at #22/23 Tennessee (01/06/18)
	20		vs Monmouth (12/9/17)
STEALS	12		vs UCLA (12/23/17)
	12		vs #4/3 Kansas (11/14/17)
BLOCKED SHOTS	8		at Mizzou (02/03/18)
	8		UTAH VALLEY (11/10/17)
TURNOVERS	21		UIC (11/26/17)
	20		at Mizzou (02/03/18)
	20		UTAH VALLEY (11/10/17)
FOULS	27		at South Carolina (01/16/18)
	26		GEORGIA (12/31/17)





2016-17 Kentucky Men's Basketball  
 Kentucky High/Low Analysis (as of Feb 10, 2018)  
 All games



Kentucky - GAME LOWS

POINTS	59		#15/14 TENNESSEE (02/06/18)
	60		at Mizzou (02/03/18)
	61		vs #4/3 Kansas (11/14/17)
	64		FLORIDA (01/20/18)
	65		at #22/23 Tennessee (01/06/18)
FIELD GOALS MADE	17		GEORGIA (12/31/17)
	19		#15/14 TENNESSEE (02/06/18)
FIELD GOAL ATTEMPTS	43		TEXAS A&M (01/09/18)
	43		at Vanderbilt (01/13/18)
FIELD GOAL PERCENTAGE	.313	(21-67)	at Mizzou (02/03/18)
	.315	(17-54)	GEORGIA (12/31/17)
3 PT FIELD GOALS MADE	1		at South Carolina (01/16/18)
	2		HARVARD (12/2/17)
	2		at Mizzou (02/03/18)
3 PT FG ATTEMPTS	9		VERMONT (11/12/17)
	9		TROY (11/20/17)
3 PT FG PERCENTAGE	.091	(1-11)	at South Carolina (01/16/18)
	.100	(2-20)	at Mizzou (02/03/18)
FREE THROWS MADE	3		ETSU (11/17/17)
	7		at LSU (01/03/18)
FREE THROW ATTEMPTS	12		FLORIDA (01/20/18)
	13		at LSU (01/03/18)
FREE THROW PERCENTAGE	.200	(3-15)	ETSU (11/17/17)
	.471	(8-17)	at Texas A&M (02/10/18)
REBOUNDS	28		TEXAS A&M (01/09/18)
	30		at #22/23 Tennessee (01/06/18)
	30		#15/14 TENNESSEE (02/06/18)
ASSISTS	7		at South Carolina (01/16/18)
	7		VANDERBILT (01/30/18)
	7		#15/14 TENNESSEE (02/06/18)
STEALS	1		at #7/7 West Virginia (01/27/18)
	3		VERMONT (11/12/17)
	3		TROY (11/20/17)
	3		at Vanderbilt (01/13/18)
	3		at Texas A&M (02/10/18)
BLOCKED SHOTS	2		TROY (11/20/17)
	2		TEXAS A&M (01/09/18)
	2		at Mizzou (02/03/18)
TURNOVERS	9		GEORGIA (12/31/17)
	9		VANDERBILT (01/30/18)
FOULS	10		at LSU (01/03/18)
	13		MISSISSIPPI STATE (01/23/18)



2016-17 Kentucky Men's Basketball  
 Kentucky High/Low Analysis (as of Feb 10, 2018)  
 All games



Opponent - GAME LOWS

POINTS	61		ETSU (11/17/17)
	61		RV/RV LOUISVILLE (12/29/17)
	61		GEORGIA (12/31/17)
	61		#15/14 TENNESSEE (02/06/18)
	62		TROY (11/20/17)
FIELD GOALS MADE	19		at Mizzou (02/03/18)
	21		at Vanderbilt (01/13/18)
FIELD GOAL ATTEMPTS	41		at Mizzou (02/03/18)
	52		TEXAS A&M (01/09/18)
	52		#15/14 TENNESSEE (02/06/18)
FIELD GOAL PERCENTAGE	.324	(22-68)	ETSU (11/17/17)
	.333	(22-66)	FLORIDA (01/20/18)
3 PT FIELD GOALS MADE	2		GEORGIA (12/31/17)
	3		RV/RV LOUISVILLE (12/29/17)
3 PT FG ATTEMPTS	18		UTAH VALLEY (11/10/17)
	18		UIC (11/26/17)
3 PT FG PERCENTAGE	.095	(2-21)	GEORGIA (12/31/17)
	.120	(3-25)	RV/RV LOUISVILLE (12/29/17)
FREE THROWS MADE	7		VERMONT (11/12/17)
	7		FORT WAYNE (11/22/17)
	7		at LSU (01/03/18)
FREE THROW ATTEMPTS	9		at LSU (01/03/18)
	10		MISSISSIPPI STATE (01/23/18)
FREE THROW PERCENTAGE	.500	(7-14)	FORT WAYNE (11/22/17)
	.538	(7-13)	VERMONT (11/12/17)
REBOUNDS	21		FORT WAYNE (11/22/17)
	27		VERMONT (11/12/17)
	27		TEXAS A&M (01/09/18)
ASSISTS	7		UIC (11/26/17)
	9		TROY (11/20/17)
STEALS	1		VERMONT (11/12/17)
	2		GEORGIA (12/31/17)
BLOCKED SHOTS	0		FORT WAYNE (11/22/17)
	1		VERMONT (11/12/17)
	1		RV/RV VIRGINIA TECH (12/16/17)
	1		at South Carolina (01/16/18)
TURNOVERS	6		TROY (11/20/17)
	6		at #7/7 West Virginia (01/27/18)
FOULS	14		vs UCLA (12/23/17)
	14		at LSU (01/03/18)
	14		FLORIDA (01/20/18)



2016-17 Kentucky Men's Basketball  
 Kentucky Player High/Low Analysis (as of Feb 10, 2018)  
 All games



Kentucky - INDIVIDUAL GAME HIGHS

Points	34		Knox, Kevin at #7/7 West Virginia (01/27/18)
	30		Gilgeous-Alexander vs Vanderbilt (01/30/18)
	25		Knox, Kevin vs UIC (11/26/17)
	25		Richards, Nick vs Fort Wayne (11/22/17)
	24		Gilgeous-Alexander vs RV/RV Louisville (12/29/17)
Field Goals Made	12		Gilgeous-Alexander vs Vanderbilt (01/30/18)
	11		Knox, Kevin at #7/7 West Virginia (01/27/18)
Field Goal Att.	19		Gilgeous-Alexander vs Vanderbilt (01/30/18)
	18		Diallo, Hamidou vs UCLA (12/23/17)
FG Pct (min 5 made)	1.000	(5-5)	Knox, Kevin vs Texas A&M (01/09/18)
	.900	(9-10)	Richards, Nick vs Fort Wayne (11/22/17)
3-Point FG Made	5		Knox, Kevin at #7/7 West Virginia (01/27/18)
	4		Knox, Kevin vs Mississippi State (01/23/18)
	4		Diallo, Hamidou vs RV/RV Virginia Tech (12/16/17)
	4		Knox, Kevin vs ETSU (11/17/17)
3-Point FG Att.	8		Knox, Kevin at #7/7 West Virginia (01/27/18)
	8		Knox, Kevin at South Carolina (01/16/18)
3-Pt FG Pct (min 2 made)	1.000	(4-4)	Knox, Kevin vs Mississippi State (01/23/18)
	1.000	(2-2)	Knox, Kevin vs Texas A&M (01/09/18)
Free Throws Made	12		Gilgeous-Alexander vs Georgia (12/31/17)
	10		Washington, PJ vs Mississippi State (01/23/18)
Free Throw Att.	14		Washington, PJ vs Mississippi State (01/23/18)
	13		Gilgeous-Alexander vs Georgia (12/31/17)
FT Pct (min 3 made)	1.000	(9-9)	Washington, PJ vs Monmouth (12/9/17)
	1.000	(8-8)	Gilgeous-Alexander vs Harvard (12/2/17)
	1.000	(7-7)	Knox, Kevin at Vanderbilt (01/13/18)
	1.000	(7-7)	Richards, Nick vs Fort Wayne (11/22/17)
	1.000	(6-6)	Vanderbilt, Jarred at Mizzou (02/03/18)
	1.000	(6-6)	Washington, PJ vs RV/RV Louisville (12/29/17)
	1.000	(5-5)	Gilgeous-Alexander at Mizzou (02/03/18)
	1.000	(5-5)	Gilgeous-Alexander vs Vanderbilt (01/30/18)
	1.000	(4-4)	Washington, PJ vs #15/14 Tennessee (02/06/18)
	1.000	(4-4)	Gabriel, Wenyen at #7/7 West Virginia (01/27/18)
	1.000	(4-4)	Gilgeous-Alexander vs Mississippi State (01/23/18)
	1.000	(4-4)	Green, Quade vs Mississippi State (01/23/18)
	1.000	(4-4)	Knox, Kevin at #22/23 Tennessee (01/06/18)
	1.000	(4-4)	Knox, Kevin vs Harvard (12/2/17)
	1.000	(4-4)	Killeya-Jones, Sacha vs Vermont (11/12/17)
	1.000	(4-4)	Knox, Kevin vs Vermont (11/12/17)
	1.000	(4-4)	Green, Quade vs Utah Valley (11/10/17)
	1.000	(3-3)	Gilgeous-Alexander at LSU (01/03/18)
	1.000	(3-3)	Washington, PJ vs UCLA (12/23/17)
	1.000	(3-3)	Diallo, Hamidou vs UIC (11/26/17)
Rebounds	15		Richards, Nick vs Fort Wayne (11/22/17)
	13		Gabriel, Wenyen vs Utah Valley (11/10/17)
Assists	9		Gilgeous-Alexander vs Monmouth (12/9/17)
	8		Gilgeous-Alexander at Texas A&M (02/10/18)
Steals	4		Gilgeous-Alexander vs Fort Wayne (11/22/17)
	4		Gilgeous-Alexander vs Utah Valley (11/10/17)
	4		Knox, Kevin vs Utah Valley (11/10/17)
Blocked Shots	4		Washington, PJ vs Monmouth (12/9/17)
	4		Washington, PJ vs #4/3 Kansas (11/14/17)
Turnovers	7		Knox, Kevin vs Monmouth (12/9/17)



	6	Gilgeous-Alexander at South Carolina (01/16/18)
	6	Knox, Kevin vs ETSU (11/17/17)
	6	Washington, PJ vs ETSU (11/17/17)
	6	Gilgeous-Alexander vs #4/3 Kansas (11/14/17)
Fouls	5	Vanderbilt, Jarred at Texas A&M (02/10/18)
	5	Gabriel, Wenyen at Texas A&M (02/10/18)
	5	Diallo, Hamidou at Mizzou (02/03/18)
	5	Diallo, Hamidou at South Carolina (01/16/18)
	5	Richards, Nick at South Carolina (01/16/18)
	5	Gabriel, Wenyen at South Carolina (01/16/18)
	5	Gabriel, Wenyen at #22/23 Tennessee (01/06/18)
	5	Diallo, Hamidou at #22/23 Tennessee (01/06/18)
	5	Washington, PJ vs Georgia (12/31/17)
	5	Knox, Kevin vs RV/RV Louisville (12/29/17)
	5	Washington, PJ vs Harvard (12/2/17)
	5	Washington, PJ vs ETSU (11/17/17)
Minutes	40	Knox, Kevin vs Vanderbilt (01/30/18)
	39	Gilgeous-Alexander vs #15/14 Tennessee (02/06/18)
	39	Knox, Kevin at South Carolina (01/16/18)
	39	Gilgeous-Alexander at Vanderbilt (01/13/18)
	39	Diallo, Hamidou at Vanderbilt (01/13/18)
	39	Gilgeous-Alexander vs Texas A&M (01/09/18)



2016-17 Kentucky Men's Basketball  
 Kentucky Opponent High/Low Analysis (as of Feb 10, 2018)  
 All games



OPPONENT INDIVIDUAL GAME HIGHS

Points	27		SILVA, Chris at South Carolina (01/16/18)
	26		Carter, Jevon at #7/7 West Virginia (01/27/18)
	25		Towns, Seth vs Harvard (12/2/17)
	24		Duop Reath at LSU (01/03/18)
	23		ROBERSON, Jeff vs Vanderbilt (01/30/18)
Field Goals Made	11		Duop Reath at LSU (01/03/18)
	9		Carter, Jevon at #7/7 West Virginia (01/27/18)
	9		SILVA, Chris at South Carolina (01/16/18)
Field Goal Att.	20		Carter, Jevon at #7/7 West Virginia (01/27/18)
	18		Mykhailiuk, Svi vs #4/3 Kansas (11/14/17)
FG Pct (min 5 made)	1.000	(5-5)	Azubuike, Udoka vs #4/3 Kansas (11/14/17)
	.875	(7-8)	Jurkin, Peter vs ETSU (11/17/17)
3-Point FG Made	6		Towns, Seth vs Harvard (12/2/17)
	5		Bolden, James at #7/7 West Virginia (01/27/18)
	5		Hill, Ahmed vs RV/RV Virginia Tech (12/16/17)
	5		Konchar, John vs Fort Wayne (11/22/17)
3-Point FG Att.	11		HAMMOND,DEION vs Monmouth (12/9/17)
	11		Harrell, Kason vs Fort Wayne (11/22/17)
3-Pt FG Pct (min 2 made)	1.000	(2-2)	Ali, Prince vs UCLA (12/23/17)
	.857	(6-7)	Towns, Seth vs Harvard (12/2/17)
Free Throws Made	10		ROBERSON, Jeff vs Vanderbilt (01/30/18)
	9		SILVA, Chris at South Carolina (01/16/18)
Free Throw Att.	13		SILVA, Chris at South Carolina (01/16/18)
	11		ROBERSON, Jeff vs Vanderbilt (01/30/18)
FT Pct (min 3 made)	1.000	(8-8)	ROBERTSON, Kassius at Mizzou (02/03/18)
	1.000	(6-6)	ROBERSON, Jeff at Vanderbilt (01/13/18)
	1.000	(5-5)	FISHER-DAVIS,Matthew at Vanderbilt (01/13/18)
	1.000	(4-4)	Bowden, Jordan vs #15/14 Tennessee (02/06/18)
	1.000	(4-4)	Carter, Jevon at #7/7 West Virginia (01/27/18)
	1.000	(4-4)	Davis, Tyler vs Texas A&M (01/09/18)
	1.000	(4-4)	Bowden, Jordan at #22/23 Tennessee (01/06/18)
	1.000	(4-4)	Tremont Waters at LSU (01/03/18)
	1.000	(4-4)	Adel, Deng vs RV/RV Louisville (12/29/17)
	1.000	(4-4)	Holiday, Aaron vs UCLA (12/23/17)
	1.000	(4-4)	SEABORN,MICAH vs Monmouth (12/9/17)
	1.000	(4-4)	Robinson, Clint vs UIC (11/26/17)
	1.000	(4-4)	Toolson, Jake vs Utah Valley (11/10/17)
	1.000	(3-3)	West, Lamont at #7/7 West Virginia (01/27/18)
	1.000	(3-3)	Person, Wesley vs Troy (11/20/17)
Rebounds	12		Maten, Yante vs Georgia (12/31/17)
	11		Williams, Robert at Texas A&M (02/10/18)
	11		Duop Reath at LSU (01/03/18)
	11		Tremont Waters at LSU (01/03/18)
	11		Spalding, Ray vs RV/RV Louisville (12/29/17)
	11		Welsh, Thomas vs UCLA (12/23/17)
	11		Clarke, Chris vs RV/RV Virginia Tech (12/16/17)
Assists	9		Robinson, Justin vs RV/RV Virginia Tech (12/16/17)
	8		Chiozza, Chris vs Florida (01/20/18)
	8		Holiday, Aaron vs UCLA (12/23/17)
Steals	4		Schofield, Admiral at #22/23 Tennessee (01/06/18)
	3		KOTSAR, Maik at South Carolina (01/16/18)
	3		BOOKER, Frank at South Carolina (01/16/18)
	3		Welsh, Thomas vs UCLA (12/23/17)

	3	TILGHMAN,AUSTIN vs Monmouth (12/9/17)
	3	SALNAVE,RAY vs Monmouth (12/9/17)
	3	Konchar, John vs Fort Wayne (11/22/17)
	3	Long, Jermaine vs ETSU (11/17/17)
	3	Newman, Malik vs #4/3 Kansas (11/14/17)
	3	Vick, Lagerald vs #4/3 Kansas (11/14/17)
Blocked Shots	7	Konate, Sagaba at #7/7 West Virginia (01/27/18)
	5	Manyang, Akolda vs Utah Valley (11/10/17)
Turnovers	7	Holiday, Aaron vs UCLA (12/23/17)
	5	ROBERTSON, Kassius at Mizzou (02/03/18)
	5	Blount, Jordan vs UIC (11/26/17)
	5	Bradford, Desonta vs ETSU (11/17/17)
	5	Graham, Devonte' vs #4/3 Kansas (11/14/17)
Fouls	5	Bowden, Jordan vs #15/14 Tennessee (02/06/18)
	5	Stapleton, Xavian vs Mississippi State (01/23/18)
	5	HAASE, Felipe at South Carolina (01/16/18)
	5	Jackson II, William vs Georgia (12/31/17)
	5	Mahmoud, Anas vs RV/RV Louisville (12/29/17)
	5	Blackshear, Kerry vs RV/RV Virginia Tech (12/16/17)
	5	Blount, Jordan vs UIC (11/26/17)
	5	Ottey, Marcus vs UIC (11/26/17)





2016-17 Kentucky Men's Basketball  
 Kentucky Team Game-by-Game Comparison (as of Feb 10, 2018)  
 All games



Opponent	1st	2nd	Score	Mar	Total FG	FG Pct	3-Pointers	3FG Pct	Free Throws	FT Pct	Rebounds	Assist	T/Over	Block	Steal	Fouls
UTAH VALLEY	25/34	48/29	73-63	+10	26-66/23-56	.394/.411	5-15/5-18	.333/.278	16-23/12-18	.696/.667	38/39 (1)	17/12	14/20	8/8	11/8	18/20
VERMONT	36/24	37/45	73-69	+4	26-56/26-58	.464/.448	3-9/10-29	.333/.345	18-23/7-13	.783/.538	36/27 +9	15/14	10/7	4/1	3/1	17/18
#4/3 Kansas	33/34	28/31	61-65	(4)	23-55/24-68	.418/.353	3-13/8-28	.231/.286	12-18/9-16	.667/.563	39/39 -	14/17	18/11	10/2	7/12	20/15
ETSU	36/30	42/31	78-61	+17	33-58/22-68	.569/.324	9-16/8-31	.563/.258	3-15/9-14	.200/.643	40/37 +3	17/14	22/16	8/2	6/8	20/19
TROY	41/25	29/37	70-62	+8	26-59/23-64	.441/.359	3-9/4-27	.333/.148	15-23/12-16	.652/.750	53/30 +23	13/9	16/6	2/5	3/5	16/20
FORT WAYNE	45/37	41/30	86-67	+19	33-55/24-60	.600/.400	5-11/12-37	.455/.324	15-24/7-14	.625/.500	44/21 +23	17/13	16/10	3/0	6/8	18/20
UIC	52/35	55/38	107-73	+34	42-63/26-64	.667/.406	4-12/5-18	.333/.278	19-28/16-24	.679/.667	37/33 +4	22/7	15/21	7/6	6/7	19/22
HARVARD	42/37	37/33	79-70	+9	26-56/23-62	.464/.371	2-14/12-28	.143/.429	25-30/12-17	.833/.706	37/36 +1	13/13	10/15	9/3	9/4	15/21
Monmouth	54/31	39/45	93-76	+17	31-58/26-70	.534/.371	7-19/10-29	.368/.345	24-32/14-18	.750/.778	44/34 +10	20/20	19/15	8/2	7/10	18/21
RV/RV VIRGINIA TECH	41/47	52/39	93-86	+7	33-68/32-55	.485/.582	11-22/10-22	.500/.455	16-24/12-17	.667/.706	33/30 +3	18/18	11/19	4/1	8/3	16/22
UCLA	39/39	36/44	75-83	(8)	29-68/29-61	.426/.475	6-21/12-30	.286/.400	11-16/13-15	.688/.867	36/37 (1)	14/14	14/14	3/2	8/12	16/14
RV/RV LOUISVILLE	41/27	49/34	90-61	+29	30-62/24-69	.484/.348	6-13/3-25	.462/.120	24-30/10-13	.800/.769	44/37 +7	13/10	11/11	5/5	5/3	19/25
GEORGIA	26/27	40/34	66-61	+5	17-54/23-58	.315/.397	5-16/2-21	.313/.095	27-38/13-21	.711/.619	42/38 +4	10/10	9/15	6/3	8/2	23/26
LSU	31/36	43/35	74-71	+3	31-61/29-65	.508/.446	5-12/6-24	.417/.250	7-13/7-9	.538/.778	35/34 +1	13/14	14/11	3/5	6/6	10/14
#22/23 Tennessee	37/29	28/47	65-76	(11)	24-52/25-55	.462/.455	7-19/8-22	.368/.364	10-16/18-24	.625/.750	30/37 (7)	14/23	16/12	4/4	7/8	23/16
TEXAS A&M	37/35	37/38	74-73	+1	24-43/26-52	.558/.500	4-12/7-21	.333/.333	22-34/14-24	.647/.583	28/27 +1	10/14	12/12	2/5	5/4	18/25
Vanderbilt	36/27	38/40	74-67	+7	23-43/21-55	.535/.382	3-10/6-25	.300/.240	25-37/19-27	.676/.704	35/30 +5	11/11	11/7	7/4	3/6	19/23
South Carolina	37/34	31/42	68-76	(8)	22-49/23-61	.449/.377	1-11/5-23	.091/.217	23-36/25-38	.639/.658	35/40 (5)	7/11	16/9	5/1	5/7	32/27
FLORIDA	31/33	33/33	64-66	(2)	26-65/22-66	.400/.333	4-17/6-30	.235/.200	8-12/16-25	.667/.640	49/38 +11	13/12	17/7	4/4	4/6	17/14
MISSISSIPPI STATE	38/36	40/29	78-65	+13	25-58/26-67	.431/.388	5-14/5-29	.357/.172	23-30/8-10	.767/.800	41/31 +10	11/16	11/11	5/4	7/5	13/23
#7/7 West Virginia	33/48	50/28	83-76	+7	26-58/27-68	.448/.397	8-18/10-24	.444/.417	23-29/12-18	.793/.667	49/34 +15	16/12	16/6	7/7	1/6	20/23
VANDERBILT	27/33	44/38	83-81	+2	29-64/28-59	.453/.475	5-14/9-25	.357/.360	20-27/16-23	.741/.696	35/37 (2)	7/14	9/15	4/3	6/3	22/23
Mizzou	18/28	42/41	60-69	(9)	21-67/19-41	.313/.463	2-20/7-23	.100/.304	16-23/24-33	.696/.727	40/36 +4	9/13	12/20	2/8	7/3	29/20
#15/14 TENNESSEE	26/27	33/34	59-61	(2)	19-45/22-52	.422/.423	3-14/5-21	.214/.238	18-25/12-14	.720/.857	30/32 (2)	7/10	15/13	4/4	4/9	18/19
Texas A&M	30/26	44/59	74-85	(11)	30-66/31-66	.455/.470	6-15/9-23	.400/.391	8-17/14-23	.471/.609	43/40 +3	15/16	12/9	5/6	3/5	21/18

Note: Game totals are displayed in the format TEAM/OPPONENT for each category