



CRIMSON TIDE

BASKETBALL

19 NCAA Appearances » 13 Combined SEC Titles » 2nd in SEC History in Total League Wins » 2nd In SEC History in Winning Percentage

A GAME 27 UK ALABAMA VS KENTUCKY

FEBRUARY 17, 2018 / 1 P.M. CT / LEXINGTON, KY.

RUPP ARENA (23,000)

TV: CBS

(Play-By-Play: Andrew Catalon, Analyst: Steve Lappas)

RADIO: CRIMSON TIDE SPORTS NETWORK | SIRIUS/XM

(Play-By-Play: Chris Stewart, Analyst: Bryan Passink) | Sirius/XM Channels 137/190

CRIMSON TIDE

Record	17-9
SEC Record	8-5
CBS.com RPI/SOS31/16
Leading Scorer	Collin Sexton (18.3)
Leading Rebounder	Donta Hall (7.2)
Leader in Assists	Collin Sexton (3.5)
Head Coach	Avery Johnson
Record at Alabama (Years)	54-39 (3rd)
Career Record (Years)	308-224 (10th)

WILDCATS

Record	17-9
SEC Record	6-7
CBS.com RPI/SOS19/8
Leading Scorer	Kevin Knox (15.2)
Leading Rebounder	Jarred Vanderbilt (6.7)
Leader in Assists	Shai Gilgeous-Alexander (4.5)
Head Coach	John Calipari
Record at Kentucky (Years)	266-62 (9th)
Career Record (Years)	711-202 (26th)

NUGGETS YOU NEED TO KNOW

- Alabama will begin a two-game road swing when it takes on the Kentucky Wildcats in Lexington, Ky., on Saturday at 1 p.m. CT on CBS. It will mark the only meeting between the two teams this season.
- Over his last two games, junior Donta Hall is averaging 18.5 points, 9.5 rebounds, 2.5 blocks and 2.0 steals per game. At the same time, the junior forward is shooting 80.0 percent from the field (16-of-20), while 11 of his 16 made field goals have been dunks. He currently leads the SEC with 60 dunks this season.
- Alabama boasts a 5-1 record against teams in the CBS.com top-21 RPI (as of Feb. 15). The Tide has beaten No. 4 Auburn, No. 5 Rhode Island, No. 13 Tennessee, No. 18 Texas A&M and No. 21 Oklahoma.
- The Tide leads the SEC in Quadrant 1 wins with six such victories this season. Only five teams have more Q1 wins than UA: Kansas (9), Villanova (8), Virginia (8), Xavier (8) and North Carolina (7).
- In league games, Alabama ranks as the top defensive team in the SEC. Through 13 conference games, Alabama leads the league in scoring defense (.645), field goal percentage defense (.388) and blocks per game (5.6), while ranking second in steals (7.0) and three-point field goal percentage defense (.297).
- Alabama owns a record of 5-1 against Associated Press top-25 teams, including having won five consecutive games over ranked opponents following the 78-50 win over then-No. 15 Tennessee. It's the first time in program history the Tide has won five games over AP top-25 teams in a single season, bettering the four ranked victories accomplished four other seasons (1982-83, 1986-87, 2001-02, 2015-16).
- Alabama will travel to take on rival Auburn on Wednesday night at 7:30 p.m. CT on SEC Network. It will be the second game between the two teams this season. The Crimson Tide defeated the Tigers, 76-71, back on Jan. 17 in the first meeting between the teams this season.

2017-18 SCHEDULE

Opponent	TV	Time (CT)/Result
NOVEMBER		
6 UAH (EXH.)	SECN+	W, 74-65
10 vs. Memphis ¹	CBS Sports Network	W, 82-70
14 LIPSCOMB	SEC Network	W, 86-64
17 ALABAMA A&M ²	SECN+	W, 104-67
21 RV UT ARLINGTON ²	SEC Network	W, 77-76
24 vs. BYU ³	Stadium	W, 72-59
25 vs. No. 14 Minnesota ³	Stadium	L, 84-89
29 LOUISIANA TECH	SECN+	W, 77-74
DECEMBER		
3 RV UCF	ESPNU	L, 62-65
6 RV RHODE ISLAND	SECN+	W, 68-64
9 at RV Arizona	ESPN2	L, 82-88
19 vs. Mercer ⁴	SEC Network	W, 80-79
22 RV TEXAS ⁵	ESPN2	L, 50-66
30 No. 5 TEXAS A&M*	ESPN2	W, 79-57
JANUARY		
2 at Vanderbilt*	SEC Network	L, 75-76
6 at Georgia*	SEC Network	L, 46-65
9 SOUTH CAROLINA*	SEC Network	W, 76-62
13 at LSU*	SEC Network	W, 74-66
17 No. 17 AUBURN*	SEC Network	W, 76-71
20 MISSISSIPPI STATE*	SEC Network	W, 68-62
23 at Ole Miss*	SEC Network	L, 66-78
27 No. 12 OKLAHOMA ⁶	ESPN	W, 80-73
31 MISSOURI*	ESPN2	L, 60-69
FEBRUARY		
3 at No. 23 Florida*	ESPN	W, 68-50
6 at Mississippi State*	SEC Network	L, 63-67
10 No. 15 TENNESSEE*	SEC Network	W, 78-50
13 LSU*	SEC Network	W, 80-65
17 at Kentucky*	CBS	1 p.m.
21 at Auburn*	SEC Network	7:30 p.m.
24 ARKANSAS*	SEC Network	5 p.m.
27 FLORIDA*	ESPN/ESPN2	6 p.m.
MARCH		
3 at Texas A&M*	ESPN/ESPN2	1 p.m.
7-11 at SEC Tournament ⁷	TBA	TBA

- Veterans Classic (Annapolis, Md.)
- Barclays Classic (Tuscaloosa, Ala.)
- Barclays Classic (Brooklyn, N.Y.)
- Rocket City Classic (Huntsville, Ala.)
- Vulcan Classic (Birmingham, Ala.)
- Big 12/SEC Challenge
- Southeastern Conference Tournament (Greenville, S.C.)

* Southeastern Conference game
BOLD indicates home game
Rankings listed are AP/Coaches

SOCIAL MEDIA:



Follow us on Twitter and Instagram @AlabamaMBB



Like us on Facebook at AlabamaMBB

Follow ALABAMA MEN'S BASKETBALL on the social media sites listed for up-to-date news, exclusive content and more.

ALABAMA	VS.	KENTUCKY
2017-18	Season	2017-18
17-9	Overall	17-9
8-5	Conference	6-7
7-3	Last 10	4-6
3-2	Last 5	1-4
73.5	PPG	75.6
68.2	OPP PPG	70.7
+5.3	Margin	+4.9
.469	FG%	.466
.405	FG% DEF	.409
.330	3PT%	.329
.312	3PT% DEF	.291
.678	FT%	.686
36.5	RPG	38.8
35.6	OPP RPG	34.2
+0.9	Margin	+4.6
12.9	APG	13.3
14.0	TOs PG	13.8
6.0	BPG	5.1
6.8	SPG	5.7

SERIES HISTORY

Overall Series Record.....	Kentucky leads, 110-37
Last Five Contests.....	Kentucky leads, 5-0
Last 10 Contests.....	Kentucky leads, 9-1
At Kentucky.....	Kentucky leads, 56-10 (streak: lost 7)
At Alabama.....	Kentucky leads, 31-23 (streak: lost 3)
At Coleman Coliseum.....	Kentucky leads, 20-17
Neutral Site.....	Kentucky leads, 25-5
Series Streak.....	Kentucky won 8
Last Meeting.....	March 11, 2017 in Bridgestone Arena [SEC Tournament] (UK won, 79-74)

ABOUT KENTUCKY

- Saturday's game marks the 148th game played between Alabama and Kentucky – the fifth-most games played against any one opponent in UA men's basketball history. The Wildcats own a 110-37 edge in the all time series, including having won eight straight games overall, 10 of the last 11 and 15 of the last 17 contests between the two teams.
- Saturday's game will mark the only meeting between the two teams this season. It's the first time since the 2013-14 season that the teams will only play once during the season.
- Kentucky is the only team – and one of the few teams in the nation – who has less years of experience than Alabama, according to the KenPom.com rankings. The Wildcats rank No. 351 out of 351 in the category with 0.18 years of experience. The Crimson Tide ranks 348th in the nation at 0.77 years of experience.
- Kentucky head coach John Calipari comes into Saturday's game with an all-time record of 711-202 (.779) in his 26th season at the helm of the men's basketball program. Now in his ninth season at UK, Calipari owns a record of 266-61 (.813). Calipari has led his teams to great success, having secured 24 consecutive 20-win seasons coming into the 2017-18 campaign.
- The Wildcats are led by freshman forward Kevin Knox, who comes into Saturday's contest against Alabama leading the team in scoring at 15.2 points, while also topping this year's squad in minutes (32.9 mpg), field goals made (134) and attempted (295) and three-pointers made (42) and attempted (119). Freshman guard Shai Gilgeous-Alexander averages 12.9 ppg and a team-leading 4.5 apg, while freshmen Hamidou Diallo (11.2 ppg) and PJ Washington (10.0 ppg) are also averaging double figures.
- As a team, Kentucky is outscoring the competition by an average of 4.9 points per contest (75.6-70.7) and owns a +4.6 advantage on the boards (38.8-34.2). The Wildcats lead the SEC in three-point field goal percentage defense (.291) and ranks second in rebounding offense (38.8 rpg).

ASSOCIATED PRESS POLL

WEEK 15 (FEB. 12)	2017-18	Points
Rank	Team (FPV)	Record
1	Virginia (30)	23-2
2	Michigan State (21)	24-3
3	Villanova (9)	23-2
4	Xavier (5)	23-3
5	Cincinnati	23-2
6	Purdue	23-4
7	Texas Tech	21-4
8	Ohio State	22-5
9	Gonzaga	23-4
10	Auburn	22-3
11	Clemson	20-4
12	Duke	20-5
13	Kansas	19-6
14	North Carolina	19-7
15	Saint Mary's	24-3
16	Rhode Island	20-3
17	Arizona	20-6
18	Tennessee	18-6
19	Wichita State	19-5
20	West Virginia	18-7
21	Texas A&M	17-8
22	Michigan	20-7
23	Oklahoma	16-8
24	Nevada	21-5
25	Arizona State	19-6

Others receiving votes: New Mexico State 66, **Florida 48**, Creighton 44, Butler 43, Virginia Tech 29, Middle Tennessee 26, **Alabama 22**, Houston 16, Nebraska 15, **Missouri 14**, Miami 10, **Kentucky 8**, TCU 8, East Tennessee State 5, Oklahoma State 4, St. Bonaventure 3, Louisville 2, Florida State 1, Vermont 1.

USA TODAY/COACHES POLL

WEEK 15 (FEB. 12)	2017-18	Points
Rank	Team (FPV)	Record
1	Michigan State (17)	24-3
2	Villanova (8)	23-2
3	Virginia (5)	23-2
4	Xavier (1)	23-3
5	Cincinnati (1)	23-2
6	Texas Tech	21-4
7	Purdue	23-4
8	Gonzaga	23-4
9	Ohio State	22-5
10	Duke	20-5
11	Auburn	22-3
12	Clemson	20-4
13	Kansas	19-6
14	Rhode Island	20-3
15	Saint Mary's	24-3
16	North Carolina	19-7
17	Tennessee	18-6
18	Wichita State	19-5
19	Arizona	20-6
20	West Virginia	18-7
21	Michigan	20-7
22	Arizona State	19-6
23	Oklahoma	16-8
24	Nevada	21-5
25	Creighton	18-7

Others receiving votes: **Florida 57**, **Texas A&M 51**, Middle Tennessee 32, New Mexico State 30, Houston 25, Miami 23, Butler 20, Nebraska 18, Virginia Tech 17, **Alabama 6**, UCLA 6, Loyola-Chicago 6, Louisville 5, **Kentucky 4**, Seton Hall 3, TCU 2, East Tennessee State 1.

2017-18 Opponents in BOLD

ALABAMA IN THE POLLS WEEK-BY-WEEK			
WEEK	AP/USA TODAY	WEEK	AP/USA TODAY
PRE	RV/25	9	RV/RV
2	RV/25	10	NR/NR
3	25/RV	11	NR/NR
4	24/RV	12	NR/RV
5	RV/RV	13	RV/RV
6	RV/RV	14	RV/RV
7	RV/RV	15	RV/RV
8	NR/NR		

LAST TIME OUT: ALABAMA 80, LSU 65 (TUSCALOOSA, ALA.)

Official Basketball Box Score -- Game Totals -- Final Statistics LSU vs Alabama 2/13/18 8 p.m. CT at Tuscaloosa, Ala. (Coleman Coliseum)

LSU 65 • 14-11, 5-8

#	Player	Total		3-Ptr	Rebounds			PF	TP	A	TO	Blk	Stl	Min	
		FG-FGA	FG-FGA	FT-FTA	Off	Def	Tot								
01	Reath, Duop	f	2-7	1-1	0-2	2	3	5	1	5	0	2	2	0	27
21	Epps, Aaron	f	2-8	0-4	0-0	1	3	4	4	4	0	2	1	0	30
03	Waters, Tremont	g	2-12	1-6	0-0	0	1	1	3	5	4	1	0	4	25
04	Mays, Sklyar	g	3-7	2-5	5-5	2	7	9	3	13	3	0	0	1	36
05	Edwards, Daryl	g	8-10	3-3	2-4	0	3	3	2	21	1	2	0	3	33
00	Sampson, Brandon		2-3	1-2	0-0	0	4	4	3	5	1	3	0	1	16
02	Rachal, Brandon		1-4	0-0	1-2	2	1	3	1	3	0	0	0	1	8
12	Graves, Marshall		0-0	0-0	0-0	0	0	0	0	0	1	0	0	0	3
14	Onwuasor, Randy		1-3	1-2	4-4	1	1	2	2	7	0	2	0	1	15
44	Sims, Wayde		1-2	0-0	0-0	0	0	0	4	2	0	2	0	0	7
Team						1	1	2							
Totals			22-56	9-23	12-17	9	24	33	23	65	10	14	3	11	200

FG % 1st Half: 11-31 35.5% 2nd half: 11-25 44.0% Game: 22-56 39.3% Deadball Rebounds 2
 3FG % 1st Half: 3-10 30.0% 2nd half: 6-13 46.2% Game: 9-23 39.1%
 FT % 1st Half: 5-8 62.5% 2nd half: 7-9 77.8% Game: 12-17 70.6%

Alabama 80 • 17-9, 8-5

#	Player	Total		3-Ptr	Rebounds			PF	TP	A	TO	Blk	Stl	Min	
		FG-FGA	FG-FGA	FT-FTA	Off	Def	Tot								
00	Hall, Donta	f	8-10	0-0	4-7	2	6	8	1	20	0	1	2	2	25
04	Giddens, Daniel	c	1-1	0-0	2-2	0	4	4	4	4	1	0	0	0	13
02	Sexton, Collin	g	5-11	2-5	3-6	0	0	0	4	15	6	3	0	1	22
12	Ingram, Dazon	g	2-5	2-3	1-2	0	2	2	0	7	3	0	0	0	25
23	Petty, John	g	4-5	3-3	0-0	0	5	5	1	11	1	3	0	0	29
03	Reese, Alex		1-2	1-2	2-2	0	2	2	0	5	0	2	0	0	11
05	Johnson Jr., Avery		0-2	0-1	2-2	0	0	0	2	2	1	0	0	0	15
10	Jones, Herbert		1-4	0-3	0-0	2	2	4	4	2	3	1	1	1	22
15	Barnes, Tyler		0-0	0-0	0-0	0	0	0	0	0	0	0	0	0	1
24	Schaffer, Lawson		0-1	0-1	0-0	0	0	0	0	0	1	0	0	0	3
25	Key, Braxton		4-7	2-3	2-2	0	7	7	0	12	1	1	0	0	26
30	Smith, Galin		1-1	0-0	0-0	0	0	0	0	2	0	1	1	0	8
Team						0	0	0							
Totals			27-49	10-21	16-23	4	28	32	16	80	17	14	4	4	200

FG % 1st Half: 13-25 52.0% 2nd half: 14-24 58.3% Game: 27-49 55.1% Deadball Rebounds 1
 3FG % 1st Half: 6-13 46.2% 2nd half: 4-8 50.0% Game: 10-21 47.6%
 FT % 1st Half: 7-11 63.6% 2nd half: 9-12 75.0% Game: 16-23 69.6%

Officials: Doug Shows, Chuck Jones, Jeffrey Anderson
 Technical fouls: LSU-None. Alabama-None.
 Attendance: 11154

Score by periods	1st	2nd	Total
LSU	30	35	65
Alabama	39	41	80

	In	Off	2nd	Fast	Bench
Points	Paint	T/O	Chance	Break	
LSU	24	16	10	10	17
UA	32	18	8	4	23

Last FG - LSU 2nd-00:08, UA 2nd-00:21.
 Largest lead - LSU None, UA by 25 2nd-04:51.
 LSU led for 00:00. UA led for 39:35. Game was tied for 00:25.

Score tied - 0 times.
 Lead changed - 0 times.

TUSCALOOSA, Ala. – The Alabama men’s basketball team led wire-to-wire, using a 26-3 surge in the second stanza to roll past LSU, 80-65, Tuesday night in Coleman Coliseum. Junior Donta Hall tied his career high with 20 points on 8-of-10 shooting, including five dunks, while adding eight rebounds, two blocks and a pair of steals in the contest.

Three other Crimson Tide players scored double figures. Freshman Collin Sexton contributed 15 points while dishing out six assists, sophomore Braxton Key added 12 points and seven rebounds off the bench, while freshman John Petty scored 11 points, going 3-of-3 from beyond the arc, and pulled down five rebounds.

“We had a decent first half but we didn’t take care of the ball like we needed to,” Alabama head coach Avery Johnson said. “In the second half, we had about a seven to 10 minute spurt there that was as good as the basketball we have played all year. I have a lot of respect for what [LSU head coach] Will Wade is doing with his program in his first year. He is an outstanding young coach.

“We felt coming into this game we had to slow down Tremont Waters and if we didn’t slow him down we were going to have a tough night. I thought all the guys that defended him did as good of job as they possibly could trying to slow him down. Offensively, we shot the ball a lot better. We have been spending more time in practice shooting the basketball instead of doing all these “cute” drills, and the by-product of that was that we shot the ball with confidence and fortunately we were able to score enough points to win this game.”

Alabama (17-9, 8-5 SEC) turned in a solid first-half performance, connecting on 13-of-25 field goals (52.0 percent), while holding the Tigers (14-11, 5-8 SEC) to just 35.5 percent shooting (11-of-31) to lead, 39-30, at the break.

The Crimson Tide opened the conference showdown hitting four of its first seven shots for the 9-5 lead at 15:55 media timeout. Alabama continued to maintain its advantage, using an 8-0 run, powered by back-to-back three-point plays by Hall, for the 25-14 lead at the 9:05 mark. The Crimson Tide capitalized on another 7-0 spurt over 1:29 for the 35-22 lead with 5:27 left, and ended the half up by nine.

In the second half, LSU hit three trifectas in the opening minutes to cut the Tide’s lead to 45-44 at the 17:46 mark. However, Alabama exploded on a 26-3 run over the next 10:22 to go up by a score of 71-47. The Tide would go on to lead by as

much as 25 points, 74-49, before settling with a 15-point victory.

Alabama shot 58.3 percent from the field and contained the Tiger offense to just 11-of-25 connections in the second half to capture its 12th victory inside Coleman Coliseum.

The Crimson Tide shot 55.1 percent from the field for the game and had 17 assists on 27 made field goals (27-of-49). Alabama also connected on 10 three-pointers on its way to the second consecutive wire-to-wire victory.

Daryl Edwards led LSU with a game high of 21 points, while Sklyar May contributed 13 points and a game high of nine rebounds.

2017-18 TOP PERFORMANCES

CATEGORY	ALABAMA	OPPONENTS
Points	40, Collin Sexton vs. Minnesota, 11/25/17	29, Deandre Ayton, Arizona, 12/9/17
Field Goals Made	12, Collin Sexton vs. Minnesota, 11/25/17	12, Deandre Ayton, Arizona, 12/9/17
Field Goal Attempts	22, Collin Sexton vs. Minnesota, 11/25/17	18, Deandre Ayton, Arizona, 12/9/17
3-Pointers Made	10, John Petty vs. Alabama A&M, 11/17/17	4, 9x, last by Kassius Robertson, Missouri, 1/31/18
3-Pointers Attempted	13, 2x, last by John Petty vs. Auburn, 1/17/18	11, Jacobi Boykins, LA Tech, 11/29/17
Rebounds	14, Donta Hall vs. Rhode Island, 12/6/17	18, Deandre Ayton, Arizona, 12/9/17
Assists	6, 4x, last by Collin Sexton vs. LSU, 2/13/18	12, Erick Neal, UT Arlington, 11/21/17
Steals	5, Herbert Jones vs. UCF, 12/3/17	4, 6x, last by Tremont Waters, LSU, 2/13/18
Blocks	8, Donta Hall vs Oklahoma, 1/27/18	6, Mohamed Bamba, Texas, 12/22/17

QUICK FACTS

UNIVERSITY

Location Tuscaloosa, Ala.
Founded April 12, 1831
Enrollment 38,563
Conference Southeastern
Colors Crimson and White
Nickname Crimson Tide
President Dr. Stuart Bell
Director of Athletics Greg Byrne

FACULTY ATHLETICS

Representative Dr. James King
Sport Administrator Jeff Purinton
Arena (Capacity) Coleman Coliseum (15,383)

COACHING STAFF

Head Coach Avery Johnson
Alma Mater Southern, 1988
Record at Alabama 54-39 (Third Season)
NBA Coaching Record 254-186 (Seven Seasons)
Overall Career Record 308-225 (10 Seasons)
Associate Head Coach .. John Pelphrey (2nd Season)
Assistant Coach Antoine Pettway (10th Season)
Assistant Coach Yasir Rosemond (1st Season)
Director of Operations Colton Houston
Director of Player Development Blake Gray
Scouting and Recruiting Coordinator Alex Fain
Strength and Conditioning Lou DeNeeen
Athletic Trainer Clarke Holter

TEAM INFORMATION

2016-17 Record 19-15
2016-17 SEC Record/Finish 10-8/5th
2016-17 H/A/N Record 10-7/5-6/4-2
Starters Returning/Lost 4/1
Letterwinners Returning/Lost 7/5
Newcomers 6*
**includes transfer who sat out last season*

PROGRAM HISTORY

All-Time Record 1,654-1,023-1 (.618)
SEC Record 783-601 (.565)
SEC Tournament Record 64-51 (.557)
SEC Championships 7
SEC Divisional Championships 3
NCAA Appearances 19
NIT Appearances 15

ATHLETICS COMMUNICATIONS

Men's Basketball Contact Aaron Jordan
Office 205-348-6084
Cell 205-913-1979
E-mail ajordan@ia.ua.edu
Fax 205-348-8841
Secondary Men's Basketball Contact Nia Barnes
Website www.RollTide.com
Mailing Address 1201 Coliseum Drive
 Room 170
 Tuscaloosa, AL 35487

ALABAMA MEN'S BASKETBALL QUICK HITS

• Alabama captured its second consecutive victory and seventh win over the last 10 games when it took an 80-65 victory over LSU on Tuesday night. The win gave the Crimson Tide a series sweep over the Tigers and marked the fifth straight win in the series.

• Four Alabama players scored in double figures against the Tigers, led by junior forward Donta Hall who collected team highs of 20 points, eight rebounds, two blocks and two steals in the victory. Freshman Collin Sexton collected 15 points and a game-high six assists, while sophomore Braxton Key (12 points) and freshman John Petty (11 points) both reached double figures in the victory.

• Saturday's game at Kentucky features two of the youngest teams in the nation. Ken Pomeroy ranks Alabama's experience at 348 out of 351 teams in the nation, while the Wildcats ranks last in the NCAA at 0.19 years of experience. According to his formula which is determined by a player's eligibility class (a freshman has zero years of experience, a sophomore has one year of experience, etc.), Alabama owns a 0.76 rating, which is the least experienced team in school history. The previous record in the rankings, which began in 2007, was the Tide's 2012 squad which was ranked No. 322 with 1.01 years of experience.

• With the win over then-No. 15 Tennessee on Feb. 10, Alabama has now won five straight games over AP Top-25 opponents. In addition to the 78-50 win over the Volunteers, the Crimson Tide owns wins over then-No. 5 Texas A&M, then-No. 17 Auburn, then-No. 12 Oklahoma and then-No. 15 Tennessee this season. Alabama is 5-1 this season against ranked opposition, with the lone loss coming to then-No. 14 Minnesota back on Nov. 25 in Brooklyn, N.Y.

• Since Avery Johnson's arrive in Tuscaloosa, Alabama owns a record of 10-8 when facing an AP Top-25 team. Prior to his arrival, the Tide dropped 21 consecutive games to nationally-ranked opponents.

• Alabama has a record of 4-0 against teams ranked in the top 17 of the latest ESPN.com RPI rankings, with win over No. 5 Rhode Island, No. 7 Auburn, No. 13 Tennessee and No. 17 Texas A&M. Moreover, the Tide is 5-2 when facing teams in ESPN.com's top 25 RPI.

• The NCAA selection committee is no longer using only RPI top 50, top 100, 200 and 201 and above as dividing categories. Instead, the new terminology will be quadrants 1, 2, 3 and 4 – something that helps bolster the Tide's 2017-18 tournament resume. Quadrant 1 RPI wins include home 1-30; neutral 1-50; away 1-75. Quadrant 2 include home 31-75; neutral 51-100; away 76-135. Entering the Kentucky game, Alabama is tied for the lead in the SEC in Quadrant 1 wins (6) and is one of three teams to have a winning record in Q1 games (6-4) within the conference. Furthermore, the Tide's nine wins in Q1 and Q2 contests is fourth-best in the SEC.

• Alabama leads the Southeastern Conference with 120 dunks this season, led by junior Donta Hall, who now has 60 dunks on the year. The Luverne, Ala., native is connecting on an impressive 74.5 percent (120-of-161) from the field, with exactly half of his made field goals this season coming above the rim (60 dunks on 120 made field goals). Hall would lead the nation in field goal percentage, however, he is just shy of the NCAA's minimum standard for the category of five made field goals per game (Hall is currently averaging 4.80 makes a game).

• Sexton comes into Saturday's contest as the third-leading scorer in the Southeastern Conference at 18.5 points per game. The Mableton, Ga., native has scored 20 or more points in 10 of the 23 games he has played, including scoring 30 or more twice on the year, and has led the Tide in scoring 11 times this season. Sexton, who was named the SEC Freshman of the Week for the week of Nov. 27, also tops the Tide with 3.5 assists per game, while shooting 43.6 percent from the field and 34.1 percent beyond the arc. Sexton ranks third in the SEC in free throws made (127) and attempted (165), despite missing three games this year.

• Freshman John Petty has earned two SEC Freshman of the Week honors this season. In doing so, he became the first Alabama player to achieve the feat since former standout JaMychal Green earned the honor twice during the 2008-09 campaign. Petty's first award came the week of Nov. 20 after he connected on a school record 10 threes (10-of-13) in the victory over Alabama A&M on Nov. 17. Most recently, Petty earned the accolade on Jan. 1 after he led the Tide with 18 points in the upset over then-No. 5 Texas A&M on Dec. 30.

2017-18 ROSTER & PRONUNCIATIONS

No.	Name	Fi-net-ick	Pos.	Ht./Wt.	Yr.	Major	Hometown
0	Donta Hall	don-TAY	F	6-9/232	Jr.	Ex. Science	Luverne, Ala.
1	Riley Norris		G/F	6-7/210	Sr.	Marketing	Albertville, Ala.
2	Collin Sexton		G	6-3/190	Fr.	Business	Mableton, Ga.
3	Alex Reese		F	6-9/250	Fr.	Business	Pelham, Ala.
4	Daniel Giddens		F/C	6-11/247	So.	Consumer Science	Mableton, Ga.
5	Avery Johnson Jr.		G	5-11/167	Jr.	Marketing	Houston, Texas
10	Herbert Jones		G	6-7/200	Jr.	Business	Greensboro, Ala.
11	Tevin Mack		G/F	6-6/223	Fr.	Communications	Columbia, S.C.
12	Dazon Ingram	DAY-zon	F	6-5/207	So.	Business Man.	Theodore, Ala.
15	Tyler Barnes		F	6-8/200	Fr.		Louisville, Ky.
22	Ar'Mond Davis	OUR-mond	G	6-6/202	Sr.	Gen. Studies	Tacoma, Wash.
23	John Petty		G	6-5/195	Fr.	Business	Huntsville, Ala.
24	Lawson Schaffer	SHAY-fer	G	5-11/168	Jr.	Business Man.	Cullman, Ala.
25	Braxton Key		F	6-8/225	So.	Psychology	Charlotte, N.C.
30	Galin Smith	Gay-lin	F	6-9/235	Fr.	Ex. Science	Clinton, Miss.
33	Landon Fuller		F	6-8/222	So.	Biology	Brentwood, Tenn.

2018 SIGNEES

Alabama men's basketball head coach Avery Johnson officially announced the Tide's 2018 signing class on Monday, as the Crimson Tide inked three players, who are all ranked among the top prospects in the nation.

Below is a look at each of the newest signees:

Jared Butler • PG • 6-2 • 185
Reserve, La. (Riverside Academy)

A consensus four star recruit who is ranked as the No. 75 overall player in the class of 2018, the No. 13-ranked point guard and the top player in the state of Louisiana, according to Scout.com ... as a junior under head coach Timmy Bird at Riverside Academy, Butler averaged 20.4 points and 6.7 assists per game in leading the Rebels to the Division III select semifinals ... named as a 2A first team all-state point guard by the Louisiana Sportswriters Association in 2017 and also was tabbed a two-time All-Metro team honoree by the Times-Picayune in 2016 and 2017 ... played for the Mississippi Express in the Nike EYBL where he averaged 13.6 points, 4.4 assists and 4.0 rebounds a game in 16 contests.

Javian Fleming • PF • 6-9 • 230
Canton, Miss. (Canton HS)

Played under head coach Russell Evans ... a four-star recruit who is ranked as the No. 2 player in the state and the No. 17 center in the country, according to ESPN.com ... averaged 16.2 points, 10 rebounds and 2.7 blocks as a junior, while collecting 14.9 points, 9.7 rebounds and 2.0 blocks a game as a sophomore ... was named to the Clarion Ledger's Dandy Dozen in each of the past two seasons ... selected to play in the 2017 Mississippi North/South All-Star game where he was named the Most Valuable Defensive Player with 18 points, 14 rebounds and three blocks ... was selected to attend the prestigious NBPA Top-100 camp which took place this past summer.

Diante Wood • SG • 6-4 • 175
Anniston, Ala. (Sacred Heart Catholic HS)

A four-star prospect according to ESPN.com, which lists him as the top-ranked prospect in the state of Alabama and the No. 32 overall player in the region played under head coach Ralpheal Graves at Sacred Heart ... helped lead his squad to three consecutive 1A state titles, becoming just the ninth program in AHSAA history to win three consecutive championships ... named the Class 1A Player of the Year in 2016 and 2017, while also earning the Most Valuable Player award at the state tournament in each of the past two seasons ... as junior, Wood averaged 18.6 points, 9.2 rebounds and 3.5 assists per game.

105TH SEASON OF BASKETBALL AT ALABAMA IS UNDERWAY

- Alabama is in its 105th season of basketball in 2017-18.
- The Tide has an all-time record of 1,654-1,023-1 (.615), which includes a 784-601 (.565) record in SEC play. The program's first year of play was 1912-13.
- Alabama ranks second in the SEC in league victories and all-time winning percentage.
- UA has made 34 NCAA (19) or NIT (15) appearances and has won seven SEC regular-season titles and six SEC Tournament championships.

SCOUTING ALABAMA

- Alabama used a dominating 26-3 second half run to pull away from LSU, 80-65, last Tuesday night in Coleman Coliseum. With the win, the Crimson Tide claimed its second straight win and seventh victory over its last 10 contests.
- The Tide is averaging 73.5 points per game and outscoring the opposition by 5.3 points per contest (73.5-68.2). As a team, Alabama is connecting on 46.9 percent from the field and 33.0 percent from beyond the arc. The Tide owns +1.0 advantage on the boards, 36.5-35.5 per game. Additionally, Alabama ranks first in the SEC and is sixth in the nation in blocked shots per game (6.0).
- In addition to blocking shots, the Alabama defense is allowing opponents to shoot 40.5 percent from the field and 31.2 percent from deep, while also averaging 6.8 steals a contest.
- In league games, Alabama ranks as the top defensive teams in the SEC. Through 13 conference games, Alabama leads the league in scoring defense (64.5), field goal percentage defense (.388) and blocks per game (5.6), while ranking second in steals (7.0) and three-point field goal percentage defense (.297).
- The Tide ranks 10th in the SEC in league games only in free throw percentage at 71.1 percent, which is an improvement from shooting 67.8 percent at the line for the season during the entire season, which ranks 13th in the SEC. Furthermore, Alabama ranks 42nd nationally in free throws attempted (571) and is 81st in the nation in free throws made (387). In fact, just over 21 percent of Alabama's point total (403 of 1,912 points) has come from the charity stripe.
- Four players are averaging double-figure scoring for the Tide, led by freshman Collin Sexton's 18.3 ppg. That number not only tops the team, but also ranks third in the SEC and 95th nationally. Sexton also tops the team in assists (3.5 apg) and field goals made (132) and attempted (303). Freshman John Petty ranks third on the team with 10.8 ppg and tops UA in threes made (67) and attempted (176), while his 2.6 treys made per game is fourth-best in the SEC.
- Junior Donta Hall leads the Tide in field goal percentage (.745, 120-of-161), which would lead the country but he's just shy of meeting the minimum requirement of 5.0 or more field goals made per game (Hall is at 4.80 made per game). Hall also tops the team in dunks (60), rebounds (7.2 rpg) and blocks (2.3 bpg), while ranking second with 11.4 points per game. Sophomore guard Dazon Ingram is averaging 10.0 ppg, and ranks second on the team in rebounding (5.8 rpg) and assists (2.8 apg) a game. Meanwhile, Ingram's 5.2 defensive rebounds per contest is third-best in the SEC.

2017-18 STARTING LINEUP BREAKDOWN

OPPONENT (W/L)	Ingram	Petty	Jones	Hall	Giddens
vs. Memphis (W)	Sexton	Ingram	Petty	Hall	Giddens
Lipscomb (W)	Sexton	Ingram	Petty	Hall	Giddens
Alabama A&M (W)	Sexton	Ingram	Petty	Hall	Giddens
UT Arlington (W)	Sexton	Ingram	Petty	Hall	Giddens
vs. BYU (W)	Sexton	Ingram	Petty	Hall	Giddens
vs. Minnesota (L)	Sexton	Petty	Jones	Hall	Giddens
Louisiana Tech (W)	Sexton	Ingram	Petty	Hall	Giddens
UCF (L)	Sexton	Ingram	Petty	Norris	Hall
Rhode Island (W)	Sexton	Ingram	Petty	Norris	Hall
at Arizona (L)	Sexton	Ingram	Petty	Norris	Hall
vs. Mercer (W)	Sexton	Ingram	Petty	Key	Hall
Texas (L)	Sexton	Ingram	Petty	Key	Hall
Texas A&M (W)	Sexton	Ingram	Petty	Key	Hall
at Vanderbilt (L)	Sexton	Ingram	Petty	Key	Hall
at Georgia (L)	Sexton	Petty	Jones	Key	Hall
South Carolina (W)	Sexton	Jones	Key	Hall	Giddens
at LSU (W)	Sexton	Ingram	Jones	Key	Giddens
Auburn (W)	Ingram	Petty	Jones	Key	Giddens
Mississippi State (W)	Ingram	Petty	Jones	Key	Giddens
at Ole Miss (L)	Ingram	Petty	Jones	Key	Giddens
Oklahoma (W)	Sexton	Ingram	Petty	Key	Hall
Missouri (L)	Sexton	Ingram	Petty	Key	Hall
at Florida (W)	Sexton	Ingram	Petty	Hall	Giddens
at Mississippi State (L)	Sexton	Ingram	Petty	Hall	Giddens
Tennessee (W)	Sexton	Ingram	Petty	Hall	Giddens
LSU (W)	Sexton	Ingram	Petty	Hall	Giddens

Number of different starting lineups: 10

Record by lineup (bold indicates most recent lineup):

7-1	Sexton, Ingram, Petty, Hall, Giddens
3-3	Sexton, Ingram, Petty, Key, Hall
1-2	Sexton, Ingram, Petty, Norris, Hall
2-1	Ingram, Petty, Jones, Key, Giddens
1-0	Ingram, Petty, Jones, Hall, Giddens
1-0	Sexton, Jones, Key, Hall, Giddens
1-0	Sexton, Jones, Key, Hall, Giddens
1-0	Sexton, Ingram, Jones, Key, Giddens
0-1	Sexton, Petty, Jones, Key, Hall
0-1	Sexton, Petty, Jones, Hall, Giddens

BOLD indicates most recent lineup

SPECIALTY STATS

Opponent	Paint	Pts off			
		T/O	2ndCh	FastB	Bench
vs. Memphis	36	9	12	13	18
ALABAMA	26	25	14	8	28
LIPSCOMB	22	6	6	2	12
ALABAMA	50	17	9	16	24
ALABAMA A&M	28	13	7	2	19
ALABAMA	48	12	13	14	29
UT ARLINGTON	28	20	6	0	18
ALABAMA	28	18	3	6	22
vs. BYU	34	13	7	2	14
ALABAMA	42	13	10	6	10
vs. Minnesota	36	17	21	15	23
ALABAMA	36	18	11	14	29
LOUISIANA TECH	38	15	9	8	7
ALABAMA	42	11	7	8	16
UCF	30	19	6	6	20
ALABAMA	34	18	9	8	13
RHODE ISLAND	30	26	12	12	20
ALABAMA	36	7	10	4	20
at Arizona	26	3	12	6	9
ALABAMA	26	11	2	6	8
vs. Mercer	28	15	12	4	34
ALABAMA	38	20	14	12	21
TEXAS	30	12	11	12	10
ALABAMA	30	10	7	4	18
TEXAS A&M	36	9	22	4	17
ALABAMA	36	15	13	6	10
at Vanderbilt	20	16	11	4	14
ALABAMA	42	14	2	8	17
at Georgia	20	4	10	3	17
ALABAMA	16	16	4	2	8
SOUTH CAROLINA	20	17	3	4	16
ALABAMA	44	14	12	8	35
at LSU	24	12	6	8	11
ALABAMA	36	9	13	2	28
AUBURN	26	16	13	4	27
ALABAMA	24	21	4	6	15
MISSISSIPPI STATE	28	6	13	2	18
ALABAMA	38	19	20	4	17
at Ole Miss	28	22	15	8	18
ALABAMA	36	14	18	10	33
OKLAHOMA	40	18	22	0	3
ALABAMA	42	18	11	12	25
MISSOURI	22	15	7	2	22
ALABAMA	24	18	7	4	12
at Florida	26	18	11	8	1
ALABAMA	46	15	14	10	29
at Mississippi State	30	17	10	8	15
ALABAMA	26	8	12	8	21
TENNESSEE	18	10	8	0	18
ALABAMA	50	15	11	12	23
LSU	24	16	10	10	17
ALABAMA	32	18	8	4	23
at Kentucky					
ALABAMA					
at Auburn					
ALABAMA					
ARKANSAS					
ALABAMA					
FLORIDA					
ALABAMA					
at Texas A&M					
ALABAMA					
OPPONENT Totals	728	364	282	147	418
Average/Game	28.0	14.0	10.8	5.7	16.1
ALABAMA Totals	928	394	260	200	534
Average/Game	35.7	15.2	10.0	7.7	20.5

ALABAMA-KENTUCKY – SERIES NOTES

- Saturday's game will mark the 148th meeting in series history between two schools. It will mark the only meeting during the regular season between the two teams.
- The Wildcats defeated the Crimson Tide twice during the 2016-17 season. Alabama dropped a 67-58 decision to Kentucky in Coleman Coliseum on Feb. 11. The two teams met again in the SEC Tournament semifinals and the Wildcats captured a 79-74 come-from-behind victory on March 11.
- The 148 games played against one another stands as UA's fifth-most common opponent in program lore. Kentucky owns a 110-37 edge in the all-time series.
- The Tide is 10-56 all-time against the Wildcats in Lexington and owns a 6-24 mark against UK in Rupp Arena. Alabama has lost seven straight games when playing Kentucky in Lexington. The last time Alabama won at Rupp Arena came on Jan. 14, 2006 (won, 68-64).
- Alabama has only won twice in the last 15 games played at Rupp Arena.
- The Tide has dropped 15 of the last 17 games played against the Wildcats. The last UA victory over UK came on a 59-55 win on Jan. 22, 2013 in Coleman Coliseum.
- The series began in 1923.

TOPPLING THE TOP 25

- Alabama head coach Avery Johnson has led his teams to success when playing against teams ranked in the Associated Press Top 25 during his three seasons at the Capstone.
- In 18 total games played against teams ranked in the AP Top 25, Johnson has led the Tide to a record of 10-8. That's a huge improvement, especially considering prior his arrival, Alabama had lost 21 consecutive games to nationally-ranked opponents.
- This season alone, the Crimson Tide boasts a record of 5-1 against Top-25 teams, including five consecutive wins over ranked opponents. Alabama has toppled then-No. 5 Texas A&M (79-57 on Dec. 30), then-No. 17 Auburn (76-71 on Jan. 17), then-No. 12 Oklahoma (80-73 on Jan. 27) and then-No. 23 Florida (68-50 on Feb. 3) and then-No. 15 Tennessee (78-50 on Feb. 10).
- The five wins over ranked opponents in a single season is a new program record. This year's record mark topped the four victories over ranked foes which was set in four different seasons (1981-82, 1986-87, 2001-02 and 2015-16).
- That number is not only a school record, but also ranks among the nation's leader. The Crimson Tide is one of just three schools who has five or more top-25 wins this season.

Ranked Wins	School	Home	Road	Neutral
6	Oklahoma	3	2	1
6	Texas Tech	4	1	1
5	Alabama	4	1	0
4	Duke	1	1	2
4	Florida	0	2	2
4	NC State	2	1	1
4	Oklahoma State	1	2	1
4	Texas A&M	1	2	1
4	Xavier	3	1	0

ALABAMA'S TOURNAMENT RESUME CONTINUES TO LOOK STRONG

- The Crimson Tide comes into the final few weeks of the season boasting a quality NCAA Tournament resume after 26 games played this season.
- Alabama is a perfect 2-0 against teams ranked in the top 5 of CBSsports.com RPI (as of 2/15), defeating Auburn (No. 4) and Rhode Island (No. 5). Furthermore, the Tide boasts a 4-1 record against top-20 RPI teams with the victories over Tennessee (No. 13) and Texas A&M (No. 18), with the lone loss coming at Arizona (No. 17). The Crimson Tide owns a 5-2 record vs. CBS.com's top-25 RPI and is 11-6 when playing teams ranked in the RPI top 100.
- The Tide is 5-1 this season when playing a team ranked in the Associated Press Top-25 and has won five consecutive contests against Top-25 opponents.
- According to the NCAA's Quadrant win-loss system, Alabama owns six Q1 victories (6-4) and shares the lead in the Southeastern Conference in Q1 wins. In addition, the Crimson Tide boasts nine combined victories against Quadrant 1 and Quadrant 2 teams, which is tied for fourth-most in the league.

HUSTLE STATS

DUNK CHART

PLAYER	DUNKS	CAREER DUNKS
Hall	60	114
Giddens	18	18
Jones	15	15
Smith	12	12
Ingram	9	22
Sexton	6	6
Key	4	24
Petty	3	3
Reese	1	1
Davis		6
Norris		5
TOTAL	128	

CHARGES TAKEN

PLAYER	CHARGES	CAREER CHARGES
Jones	20	20
Key	10	24
Ingram	4	12
Norris	3	16
Smith	3	3
Hall	2	3
Johnson Jr.	1	2
Davis		1
TOTAL	42	

AND-1'S (converted/attempted)

PLAYER	AND-1'S	CAREER AND-1'S
Hall	8/17	14/26
Sexton	6/10	6/10
Ingram	5/8	12/16
Giddens	3/6	3/6
Petty	2/3	2/3
Jones	1/3	1/3
Smith	1/3	1/3
Johnson Jr.	1/2	2/5
Norris	1/1	11/14
Reese	1/1	1/1
Key	0/1	10/14
Davis		4/4

MOST COMMON OPPONENTS

Below is a look at Alabama's most familiar foes in school history:

Opponents	Games	Record
1. Mississippi State	198	124-75
2. LSU	179	108-71
3. Ole Miss	178	120-58
4. Auburn	156	94-62
5. Kentucky	147	37-110
6. Tennessee	147	79-68
7. Georgia	146	94-52
8. Florida	142	75-67
9. Vanderbilt	138	69-69
10. Tulane	84	52-32

2017-18 SEC STANDINGS [2/17]

	SEC	Overall
Auburn	11-2	23-3
Tennessee	9-4	19-6
Alabama	8-5	17-9
Florida	8-5	17-9
Missouri	8-5	18-8
Arkansas	7-6	18-8
Kentucky	6-7	17-9
Mississippi State	6-7	18-8
Texas A&M	6-7	17-9
Georgia	5-8	134-11
LSU	5-8	14-11
Ole Miss	4-9	11-15
South Carolina	4-9	13-13
Vanderbilt	4-9	10-16

UA IN SEC/NCAA STATS [2/17]

Team	Overall	Rank	NCAA	SEC	Rank
Scoring Offense	73.5	11th		69.9	T9th
Scoring Defense	68.2	7th	73rd	64.5	1st
Scoring Margin	+5.4	8th		5.5	2nd
Free Throw %	.678	13th		.711	10th
FG %	.469	4th	74th	.459	2nd
FG % Defense	.405	4th	25th	.388	1st
3-PT FG %	.330	9th		.308	10th
3-PT FG % Def.	.312	3rd	24th	.297	2nd
3-PT FG Made	6.3	12th		5.8	13th
Rebound Offense	36.5	9th		35.6	5th
Rebound Defense	35.6	11th		34.7	8th
Rebound Margin	+1.0	9th		+0.9	5th
Assists	12.9	T10th		12.2	T7th
Steals	6.8	4th		7.0	2nd
Blocks	6.0	1st	6th	5.6	1st
Turnover Margin	-0.4	9th		-0.5	9th
Assist/Turnover	0.9	14th		0.9	12th

Individual	Overall	Rank	NCAA	SEC	Rank
SCORING					
Collin Sexton	18.3	3rd	95th	16.3	9th
REBOUNDING					
Donta Hall	7.2	6th		6.8	9th
Dazon Ingram	5.8	19th			
Braxton Key				5.5	19th
FIELD GOAL PERCENTAGE					
Donta Hall				.769	1st
DEFENSIVE REBOUNDING					
Dazon Ingram	5.2	3rd		4.9	9th
OFFENSIVE REBOUNDING					
Donta Hall	2.3	9th		2.2	10th
BLOCKED SHOTS					
Donta Hall	2.3	3rd	26th	1.5	9th
STEALS					
Herbert Jones	1.3	7th		1.2	T10th
3-POINT FG PERCENTAGE					
John Petty	.381	10th	97th	.372	8th
3-POINT FG MADE PER GAME					
John Petty	2.6	4th	96th	2.2	6th

- According to ESPN.com's latest RPI rankings (as of Feb. 15), the Tide checks in at No. 31 in the nation and boasts the No. 16 overall strength of schedule and the No. 28 non-conference strength of schedule. WarrenNolan.com ranks the Tide No. 32 in its RPI with the No. 12 overall strength of schedule. Meanwhile, ESPN.com rates the Tide at No. 31 in the RPI, boasting the No. 28 non-conference strength of schedule and the No. 16 overall SOS.

- Alabama is receiving votes in both polls this week and has been receiving votes to be ranked in all but three weeks of the season, and was ranked as high as No. 24 nationally by the AP poll (week 4).

IT'S ALL ABOUT THE D

- Alabama enters the final stretch of games as the league's best defensive team during SEC play.
- Through 13 conference games, that Crimson Tide ranks at or near the top in every defensive category.

Category	Average	Rank
Scoring Defense	64.5	1
Field Goal Percentage Defense	.388	1
Blocks Per Game	5.6	1
3-Point Field Goal Percentage Defense	.297	2
Steals Per Game	7.0	2

TALE OF TWO TEAMS

- Alabama boasts a 6-1 record in SEC home contests, winning by an average margin of 11.6 ppg. However, the Tide 2-4 and losing by an average of 1.7 ppg.

- Below is a breakdown over Alabama's numbers in conference play on the road and at home this year.

	PPG	Opp PPG	Margin	RPG	Opp RPG	FG%	Opp FG%	3FG%	Opp 3FG%
Home SEC Games	73.9	62.3	+11.6	36.1	35.6	.488	.370	.363	.306
Away SEC Games	65.3	67.0	-1.7	35.0	33.7	.426	.409	.241	.287

PETTY THRIVES IN HOME SEC CONTESTS

- A big reason why the Crimson Tide has six out of its seven SEC home games is due to the play of freshman guard John Petty, who has thrived under the arched roof of Coleman Coliseum. However, he has struggled when playing on the road in league contests.

- In his seven home conference games, Petty is averaging 14.1 points per game, while shooting 52.5 percent from the field and 51.1 percent from deep. However, in road contests, the Huntsville, Ala., native is only averaging 3.2 ppg, shooting 16.1 percent from the floor and 15.0 percent from beyond the arc.

- Below is a breakdown over Petty's numbers in conference play on the road and at home this year.

Petty In...	FGM-FGA	FG%	3FGM-3FGA	3FG%	PPG	RPG	MPG
Home SEC Games	32-61	.525	24-47	.511	14.1	3.0	30.0
Away SEC Games	6-40	.150	5-31	.161	3.2	1.8	26.5

ONE OF THE NATION'S MOST IMPROVED PLAYERS

- Junior Donta Hall has improved tremendously since stepping foot on the Alabama campus as a freshman prior to the 2015-16 campaign.

- When Hall first arrived in Tuscaloosa in the summer of 2015, he weighed 200 pounds and has since added more than 30 pounds to his frame. In addition, his Maximum Bench Press, which is now at 265 pounds, has increased by over 80 pounds in his three seasons at The Capstone.

- Even while increasing his body weight and overall strength, Hall's Maximum Vertical Touch has increased by over six-plus inches and is now currently at 12'1".

- On the court, Hall's numbers have also seen a traumatic improvement. Below is a breakdown of Hall's end-of-season season averages at the end of his freshman and sophomore seasons, as well as what he's been averaging through the 25 games he has played this season.

DONTA HALL	GP-GS	MPG	PPG	RPG	BPG	FGM-FGA	FG%	FTM-FTA	FT%	DUNKS
2015-16 - FRESHMAN	33-0	12.8	2.8	4.3	1.7	37-61	.607	19-44	.431	18
2016-17 - SOPHOMORE	34-20	19.7	6.0	5.5	1.4	79-120	.658	45-75	.600	36
2017-18 - JUNIOR	25-22	23.5	11.4	7.2	2.3	120-161	.745	45-78	.577	60

COMING UP CLUTCH AT THE FREE THROW LINE

- Alabama has had its share of struggles from the charity stripe this season, as it enters the game at Kentucky ranked 285th (out of 351) in the nation in free throw percentage (.678). However, the Crimson Tide has come through in clutch situations this year.

- The statistics show that the Tide improves as the game nears its conclusion. With four minutes left on the clock, Alabama is shooting 75.0 percent (84-of-112) as a team. That number rises to 76.7 percent (66-of-86) inside of three minutes. In the final minute of play, the Tide is shooting an impressive 77.2 percent (44-of-57) at the line.

- Below is a breakdown of Alabama's top free throw shooters in terms of getting to the foul line and comparing their season average to what the average is inside of four minutes and inside of one minute.

Player	Season Average	FT% inside 4 mins	FT% Inside 1 min
Dazon Ingram	102-of-141 - .723	37-of-43 - .860	24-of-26 - .923
Collin Sexton	124-of-159 - .780	30-of-35 - .857	14-of-17 - .824
Team	403-of-594 - .697	84-of-112 - .750	44-of-57 - .772

RECORD WHEN...

At home	12-3	
On the road	2-5	
At neutral sites	3-1	
In SEC games	8-5	
SEC home games	6-1	
SEC road games	2-4	
In non-conference games	9-4	
In overtime	0-0	
In games decided by ...		
5 points or less	5-4	
6-10 points	3-2	
11 points or more	9-3	
Leading at the half		12-2
Trailing at the half		5-7
Tied at the half		0-0
Shooting 40% or better		17-4
Shooting less than 40%		0-5
Opponent better than 40%		5-8
Opponent shoots 40% or less		12-1
Shooting same or better than opponent		15-2
Shooting worse than opponent		2-7
Outrebounding opponent		11-1
Opponent outrebounds UA		5-7
Rebounds are tied		1-1
70% or better on FT		5-6
less than 70% on FT		12-3
More FT att. than opponent		11-4
Less FT att. than opponent		6-5
Same FT att. as opponent		0-0
40% or better on 3PT		6-1
Less than 40% on 3PT		11-8
More turnovers than opponent		8-3
Less turnovers than opponent		7-6
Same turnovers as opponent		2-0
Scoring 80 or more points		6-2
Scoring 70-79 points		8-1
Scoring 60-69 points		3-4
Scoring 50-59 points		0-1
Scoring less than 50 points		0-1
Allowing 80 or more points		0-2
Allowing 70-79 points		6-2
Allowing 60-69 points		7-5
Allowing 50-59 points		4-0
Allowing less than 50 points		0-0
On Sunday		0-1
On Monday		0-0
On Tuesday		5-3
On Wednesday		3-1
On Thursday		0-0
On Friday		3-1
On Saturday		6-3
In November		6-1
In December		3-3
In January		5-4
In February		3-1
In March		0-0

GETTING IT DONE IN THE CLASSROOM

- The Alabama men's basketball team had an outstanding fall semester in the classroom, highlighted by senior Riley Norris who graduated this past December with an undergraduate degree in marketing.
- As a team, the Crimson Tide boasted a team grade point average of 3.016.
- Freshmen Collin Sexton, Herbert Jones and Tyler Barnes each finished with a perfect 4.0 GPA and will earn a spot on the President's List.
- A total of seven Alabama student-athletes finished the semester with a 3.0 GPA or better. In addition to the three who earned a 4.0 in the fall, freshman Alex Reese (3.86), sophomore Landon Fuller (3.25), Norris (3.23) and junior Avery Johnson Jr. (3.08) all achieved the milestone.

FRESHMAN IMPACT

- Alabama's 2017 signing class was a consensus top-10 ranked class in the nation, rated as high as No. 6 by Rivals.com. In the early part of the season, the Tide rookies are showing why they made up one of the top signing classes in Alabama basketball history.
- Three of the top five scorers thus far are freshmen, led by the dynamic duo of Collin Sexton (18.3 ppg) and John Petty (10.8 ppg). In fact, Sexton ranks third the SEC in points per game and Petty ranks as one of the league's top three-point shooters.
- Below is a breakdown of the percentage the freshman class has contributed in each of the major statistical categories:

Category	Freshman Total	Top Freshman	Percentage
Points	40.3 of 73.5	Sexton - 18.3*	54.8
Rebounds	14.4 of 36.5	Jones/Sexton - 3.7	39.5
Assists	178 of 335	Sexton - 3.5*	53.1
Steals	86 of 177	Jones - 1.3*	48.6
Blocks	51 of 156	Jones/Smith - 18	32.7
Field Goals Made	337 of 673	Sexton - 132*	50.1
Three-Point FG Made	119 of 163	Petty - 67*	73.0

* Denotes team leader in the category

SEXTON CAMPAIGNING FOR FRESHMAN OF THE YEAR AWARD

- Freshman guard Collin Sexton has played in 23 contests and shown why he was one of the most highly-touted recruits to come to Alabama in program history. He currently ranks third in the SEC with 18.3 points per game, while also topping the team with 3.5 assists per contest, 132 field goals made and 303 field goals attempted.
- Consider the following about Sexton's start to the season: Ranks third in the SEC and 95th nationally in scoring average ... ranks third in the SEC in both free throws made (127) and free throws attempted (165) – despite not playing in three games this year ... ranks 42nd nationally in free throws made and is 81st in the nation in foul shots attempted ... has 19 double-figure scoring games, 10 games of 20 or more points and two games of 30 or more points.
- Sexton broke the Alabama freshman scoring record when we went for 40 points against Minnesota on Nov. 25 – his fifth game with the Crimson Tide. The UA record was held by Alvin Lee who went for 36 points against Vanderbilt on Feb. 17, 1988. Furthermore, the last time a UA player went for 40 in a game came nearly 40 years ago, when Reggie King scored 43 against Virginia on March 12, 1979.
- After sitting out the season opener vs. Memphis (11/10), Sexton scored 22 points in his collegiate debut against Lipscomb on Nov. 14. The last time a true UA freshman scored that many points in his debut came on Nov. 24, 1978, when Eddie Phillips went for 25 points in his first career game in a 96-74 loss to Wagner.
- The Mableton, Ga., native scored 20 or more points in each of his first three games for the Tide (25 vs. Alabama A&M on Nov. 17 and 29 vs. UT Arlington on Nov. 21). In doing so, Sexton became the first freshman in the modern era to accomplish three consecutive 20-point games in his first three collegiate contests. Freshman were allowed to play with the varsity beginning in the 1975-76 season. Prior to that, Charles Cleveland, playing on the 1971-72 freshman team, scored 22 or more points in each of his first three games to begin the season.

SELLING OUT COLEMAN

- There has been a lot of excitement surrounding Alabama basketball this year, and that is reflected in the home attendance average this season.
- After selling a record number of season tickets heading into the 2017-18 campaign, UA is heading for a record-setting average attendance. If that is achieved, it would mark the second time in head coach Avery Johnson's three years at the Capstone that there has been a new attendance record set.
- With two home games remaining in the regular season, Alabama is averaging 13,332 fans per game, which would top the record of 13,110 fans per game set in Johnson's first season (2015-16).
- UA had five sellouts this year and 13 full capacity crowds in Johnson's three seasons at Alabama.
- Below is a breakdown of the top five single-season attendance records at Coleman Coliseum:

SEASON	OVERALL ATTENDANCE	AVERAGE ATTENDANCE
1. 2017-18	199,975	13,332
2. 2015-16	196,655	13,110
3. 2011-12	199,749	12,484
4. 1990-91	149,380	12,448
5. 2006-07	196,552	12,284
6. 1976-77	133,130	12,103

INFINITI COACHES CHARITY CHALLENGE

Alabama men's basketball head coach Avery Jonson is participating in the 2018 INFINITI Coaches' Charity Challenge. Fans can help Coach Johnson win the challenge by voting at infinite-timeout.com.

Here are the three ways to vote for Coach Johnson each day:

1.) Voters will no longer be required to set up or log-in to vote. Fans will be able to access the site and vote once per day for their coach on this platform.

2.) Fans can vote on Twitter with one vote per day counting towards Coach Johnson's total. The voter must include #Timeout2Vote and #AveryJohnson (or @CoachAvery6) in the text of the post.

3.) Fans can vote on Instagram with one vote per day counting towards Coach Johnson's total. The voter must include #Timeout2Vote and #AveryJohnson (or @CoachAvery6) in the text of the post.

No votes will be counted from Facebook directly. On Facebook, fans will be linked to infinite-timeout.com.

Round 1 voting runs from today through 1/21/2018 at 11:59AM ET. (Top 24 coaches advance to Round 2)

Round 2 voting runs from 1/22/2018 at 1:00PM ET - 2/11/2018 at 11:59AM ET. (Top 16 coaches advance to Round 3)

Round 3 voting runs from 2/12/2018 at 1:00PM ET - 2/25/2018 at 11:59AM ET. (Top 4 coaches advance to Final Round)

Final Round voting runs from 2/26/2018 at 1:00PM ET - 3/10/2018 at 11:59PM ET.

The winner will be announced on Selection Sunday (3/11).

INFINITI is excited to embark into its eighth year as an official corporate partner of NCAA Men's Division 1 Basketball. Continuing its partnership with the National Association of Basketball Coaches (NABC), the INFINITI Coaches' Charity Challenge returns this year featuring 48 coaches, donating \$349,000 for coaches' charities throughout the duration of the sponsorship.



TIDE'S TRENDS

- There have been a few noticeable trends when it comes to the 2017-18 Alabama men's basketball team.
- One of the biggest trends to keep in eye during a game is the rebounding throughout a game. The Tide owns a record of 11-1 when out rebounding an opponent, but is 6-8 when being outrebounded or matching an opponent on the boards
- Below is a breakdown of a few other key factors to look into during a game. Alabama is:
 - 11-1 when outrebound an opponent
 - 12-2 when leading at the half
 - 15-2 when shooting the same or better than an opponent
 - 12-1 when opponent shoots 40% or less
 - 17-4 when shooting 40% or better
 - 0-5 when shooting less than 40%

CLOSE CALLS

- Alabama has been in a number of close games this season. Twelve of the 26 games played this year were decided by less than 10 points. Nine of those games came down to five points or less, with the Tide owning a mark of 5-4 in those contests.
- Ten of the Tide's last 26 games that have been decided by six or fewer points, with Alabama going 5-5 in those contests.
- UA owns a mark of 3-2 in games decided by three or fewer points.

VARIETY OF ISSUES CAUSING A VARIETY OF CHANGES

- Alabama has battled a variety of issues throughout the season that has caused players to miss a multitude of games. Tide players have missed a combined total of 58 games throughout the campaign.
- The players who have missed time this season include Ar'Mond Davis (26), Riley Norris (16), Braxton Key (11), Collin Sexton (3), Donta Hall (1) and Dazon Ingram (1).
- Both Sexton (abdominal strain) and Hall (wrist) continue to play through injury and will likely do so for the remainder of the season.
- Not one Alabama player has started every game, while only four UA student-athletes have seen action in all 25 games this season (John Petty, Herbert Jones, Daniel Giddens and Avery Johnson Jr.).
- Head coach Avery Johnson has been forced to use 10 different starting lineups in the Tide's 25 games, while eight different players has started at least one contest this season for Alabama.

SEXTON GOES FOR 40, EARNS SEC FRESHMAN OF THE WEEK

- Freshman guard Collin Sexton was named the SEC Freshman of the Week after an impressive display on the court for the week of Nov. 27.
- Sexton put on a show for the Barclays Center crowd in the championship game of the 2017 Barclays Classic last Saturday vs. Minnesota. The Mableton, Ga., native was one of three players on the court for the final 10-plus minutes and nearly helped give the shorthanded Tide an improbable come-from-behind victory by scoring 40 points in the 89-84 loss to the nation's 14th-ranked team.
- Sexton, who scored 15 points in the final seven-plus minutes, had 31 in the second half alone. His 40 points set a UA freshman scoring record and marked the ninth-most points in a single game in program history. The Mableton, Ga., native became the first Alabama player to score 40 in a game since Reggie King had 43 points against Virginia on March 12, 1979.
- Sexton began the week by scoring a then-season high 29 points in a one-point victory over UT Arlington (11/21) and followed that with 10 points and a season-high seven rebounds in a win over BYU (11/24).

PETTY NAMED SEC FRESHMAN OF THE WEEK...AGAIN

- Collin Sexton isn't the only Alabama freshman making headlines early this season. Guard John Petty is also making a name for himself, as he has earned two SEC Freshman of the Week accolades this year.

LAST THREE GAME CUMES

RECORD:		OVERALL	HOME	AWAY	NEUTRAL
ALL GAMES		2-1	2-0	0-1	0-0
CONFERENCE		2-1	2-0	0-1	0-0
NON-CONFERENCE		0-0	0-0	0-0	0-0

#	Player	gp-gs	min	avg	Total			3-Point		F-Throw		Rebounds			pts	avg							
					fg-fga	fg%	3fg-fga	3fg%	ft-fa	ft%	off	def	tot	avg			pf	dq	a	to	blk	stl	
02	Sexton, Collin	3-3	80	26.7	16-37	.432	3-15	.200	14-20	.700	2	8	10	3.3	7	0	13	5	1	1	49	16.3	
00	Hall, Donta	3-3	77	25.7	18-23	.783	0-0	.000	9-17	.529	6	19	25	8.3	6	0	1	2	8	7	45	15.0	
25	Key, Braxton	3-0	81	27.0	12-25	.480	3-10	.300	4-5	.800	4	13	17	5.7	3	0	3	3	0	0	31	10.3	
23	Petty, John	3-3	87	29.0	9-20	.450	7-14	.500	5-6	.833	1	10	11	3.7	2	0	5	6	2	0	30	10.0	
04	Giddens, Daniel	3-3	42	14.0	6-8	.750	0-0	.000	5-5	1.000	4	8	12	4.0	13	1	1	3	0	3	17	5.7	
05	Johnson Jr, Avery	3-0	46	15.3	2-9	.222	1-4	.250	8-9	.889	2	2	4	1.3	8	0	3	3	0	0	13	4.3	
12	Ingram, Dazon	3-3	62	20.7	5-11	.455	2-4	.500	1-2	.500	0	7	7	2.3	4	0	5	5	0	1	13	4.3	
10	Jones, Herbert	3-0	67	22.3	4-13	.308	1-6	.167	1-2	.500	2	5	7	2.3	7	0	5	4	2	4	10	3.3	
03	Reese, Alex	3-0	24	8.0	3-5	.600	1-3	.333	2-2	1.000	0	3	3	1.0	3	0	0	3	0	0	9	3.0	
30	Smith, Galin	3-0	28	9.3	2-2	1.000	0-0	.000	0-1	.000	0	2	2	0.7	2	0	0	1	3	0	4	1.3	
15	Barnes, Tyler	2-0	3	1.5	0-0	.000	0-0	.000	0-2	.000	0	0	0	0.0	0	0	0	0	0	0	0	0.0	
24	Schaffer, Lawson	1-0	3	3.0	0-1	.000	0-1	.000	0-0	.000	0	0	0	0.0	0	0	0	1	0	0	0	0.0	
Team																							
Total.....		3	600		77-154	.500	18-57	.316	49-71	.690	21	80	101	33.7	55	1	36	38	16	16	221	73.7	
Opponents.....		3	600		62-166	.373	15-59	.254	43-65	.662	32	72	104	34.7	61	0	27	37	14	19	182	60.7	

BY THE NUMBERS

1

Alabama ranks as the top defense in the SEC in league contests only. Against conference competition, the Tide leads the league in scoring defense (64.5), field goal percentage defense (.388) and blocks per game (5.6), while ranking second in steals (7.0) and three-point field goal percentage defense (.297).

9

Alabama boasts of nine games on this year's schedule that are currently ranked or receiving votes to be ranked in this most updated Associated Press Top 25 poll.

9

The Crimson Tide has had nine games that were decided by five points or less points this year. Alabama has a record of 5-4 in such contests.

10

Number of AP top-25 teams Alabama has beaten in Avery Johnson's tenure (10-8), including a school record five (5-1) this season. In 2015-16, the Tide was one of 15 teams nationally that defeated four AP top-25 teams – the first time since 2001-02 that UA recorded at least four wins against top-25 competition.

13

Total number of sellouts in Alabama head coach Avery Johnson's three seasons, including four this season (Auburn on Jan. 17, Mississippi State on Jan. 20, Oklahoma on Jan. 27 and Tennessee on Feb. 10). Last season, the Tide had four sellouts and recorded five sellouts the previous year (2015-16), which was the most games sold out in a single season at Alabama since selling out six during the 2006-07 campaign.

27

Alabama ranked 27th in the nation in total attendance last season, averaging 11,947 fans per game. In 2015-16, the Crimson Tide set a school record for average attendance at 13,110, which ranked 22nd nationally. This year, Alabama is averaging 13,332 fans per home game.

74

Number of games UA has won in league play over the past eight years (including 2017-18 season). UA ranks third in the league, trailing only Kentucky (104) and Florida (94). Alabama is tied with Arkansas (74) for third over the span and ranks ahead of Ole Miss (71), Georgia (69) and Vanderbilt (67).

308

Avery Johnson has compiled 308 career victories during his coaching career. his 10-plus seasons as a head coach include seven-plus years as an NBA head coach where he collected 254 wins, in addition to his 54 wins now in his third season at Alabama.

1,653

Number of all-time wins for Alabama, now in its 105th year of basketball, which ranks second in the SEC.

- The 6-foot-5, 195-pound guard became the first Alabama rookie to win the league's weekly award twice in the same season since 2009 when JaMychal Green earned two SEC Freshman of the Week awards.
- His first weekly honor came on Nov. 20 as the Huntsville, Ala., native knocked down a school record 10 three-pointers in the Tide's 104-67 victory over Alabama A&M on Nov. 17. Petty connected on 10-of-13 shots from beyond the arc en route to toppling the former record of eight set by seven different players, most recently by Riley Norris vs. South Carolina on Jan. 13, 2016.
- Petty's 10 threes tied for the fourth-most in a single game in Southeastern Conference history. However, his percentage of 76.9 percent (10-of-13) was the highest in league history by any player who has made 10 or more threes in a game. Furthermore, the last SEC player to have 10 or more three-pointers in a game was Michael Frazier of Florida (Mar. 4, 2014).
- His most recent award came on Jan. 1 when he collected 18 points, four rebounds, three assists and two blocks in leading the Crimson Tide to a 79-57 win over fifth-ranked Texas A&M on Dec. 30. Petty made 60 percent (6-of-10) of his field goals, including 55.6 percent (5-of-9) of his shots from 3-point range. The victory marked the first time the Crimson Tide defeated an Associated Press top-5 opponent since March 20, 2004, when UA topped then-No. 1 Stanford, 70-67, in the NCAA tournament.

GREATEST LOSS IN NCAA HISTORY?

- Alabama and Minnesota played in what was one of the most bizarre games not only this season, but arguably in the history of college basketball.
- The Tide was forced to finish the contest with only three players on the court over the final 10-plus minutes of the contest. Seven Alabama players were ejected for leaving the bench during an altercation at the 13:43 mark of the second half, which left five UA players on the court. Two minutes later, sophomore Dazon Ingram fouled out with 11:37 remaining. Less than a minute later, freshman John Petty went down with an injury, leaving Alabama with three players over the final 10:41 and the Tide trailing 67-56.
- Naturally, the Golden Gophers were able to extend their lead to 79-64 with 7:32 remaining, but that's when the tide turned. Alabama went on a 16-4 run over the next 4:52 to make it a one possession game (83-80) with 1:39 left. The Tide actually had the ball and a chance to cut into the lead even more, but missed a jumper which Minnesota then converted to an and-1 on the other end to put the game out of reach.
- Despite being down to three players for the final 10:41, the Tide outscored the Gophers 30-22.
- It was just the second known time a Division I team played a game with three players on the court. The only other known occurrence came on Feb. 23, 1989 in a game between Wichita State and Indiana State when the Sycamores played the final 25 seconds of the game in a 5-on-3 disadvantage.
- With 1:46 remaining in the first half of that contest, a fight broke out between Wichita State's Aaron Davis and Indiana State's Darrin Liles. The entire Sycamore bench joined in. Once order was restored, Davis and Liles were both ejected. Because the Indiana State bench players had come onto the court, they were also ejected, leaving the Sycamores with just four players to finish out the game. One of the four – Ron Cheatham – picked up his fifth personal foul with 25 seconds to play in the second half, and the game ended with only three Sycamores on the floor.

LAST TIME VS. KENTUCKY - MARCH 11, 2018 [NASHVILLE, TENN.]

Official Basketball Box Score - Game Totals - Final Statistics
Alabama vs Kentucky
 03/11/17 12:00 pm CT at 2017 SEC Men's Tournament-Nashville, TN

Alabama 74 • 19-14, 10-8		Total		3-Ptr		Rebounds		PF		TP		A TO Blk Stl		Min
#	Player	FG-FGA	FG-FGA	FT-FTA	Off	Def	Tot							
10	Taylor, Jimmie	f	3-6	0-0	1-1	0	3	3	7	1	0	1	1	24
21	Olaniyan, Bola	f	4-4	0-0	0-0	2	2	4	4	8	1	0	0	14
25	Key, Braxton	f	4-15	0-1	3-6	4	2	6	4	11	4	3	0	36
01	Norris, Riley	g	1-6	1-5	6-8	1	5	6	2	9	0	2	0	35
12	Ingram, Dazon	g	7-12	0-2	3-3	2	2	4	5	17	2	4	0	34
02	Schaffer, Lawson	g	0-0	0-0	0-0	0	0	0	0	0	0	0	0	0+
03	Collins, Corban	g	3-3	1-1	1-1	0	1	1	5	8	0	1	0	15
05	Johnson Jr, Avery	g	3-11	1-4	0-0	0	1	2	7	2	1	0	1	23
22	Davis, Ar'Mond	g	1-3	0-1	0-0	0	0	0	2	0	0	0	0	3
35	Hall, Donta	g	2-2	0-0	1-1	1	2	3	3	5	0	0	2	16
Team														
Totals			28-62	3-14	15-20	12	21	33	28	74	10	12	3	4
FG % 1st Half:		12-32	37.5%	2nd half:	16-30	53.3%	Game:		28-62	45.2%	Deadball			
3FG % 1st Half:		2-8	25.0%	2nd half:	1-6	16.7%	Game:		3-14	21.4%	Rebounds		5	
FT % 1st Half:		6-7	85.7%	2nd half:	9-13	69.2%	Game:		15-20	75.0%				

Kentucky 79 • 28-5, 16-2		Total		3-Ptr		Rebounds		PF		TP		A TO Blk Stl		Min
#	Player	FG-FGA	FG-FGA	FT-FTA	Off	Def	Tot							
03	Adebayo, Edrice	f	3-4	0-0	4-6	2	7	9	4	10	0	1	1	3
35	Willis, Derek	f	2-5	2-3	0-0	1	1	2	2	6	1	0	1	20
00	Fox, De'Aaron	g	8-12	1-2	11-15	0	5	5	2	28	2	5	0	35
05	Monk, Malik	g	6-14	2-5	6-10	0	4	4	2	20	2	3	0	35
13	Briscoe, Isaiah	g	1-3	0-1	4-5	1	0	1	4	6	3	1	0	18
11	Mulder, Mychal	g	0-1	0-1	0-0	0	0	0	1	0	0	0	0	6
15	Humphries, Isaac	g	0-0	0-0	0-0	0	1	1	0	0	0	0	0	1
25	Hawkins, Dominique	g	2-3	1-1	2-2	0	0	0	4	7	1	0	0	29
32	Gabriel, Wenyen	g	1-2	0-1	0-1	1	3	4	1	2	1	1	0	17
Team														
Totals			23-44	6-14	27-39	7	21	28	20	79	10	13	2	7
FG % 1st Half:		12-21	57.1%	2nd half:	11-23	47.8%	Game:		23-44	52.3%	Deadball			
3FG % 1st Half:		3-8	37.5%	2nd half:	3-6	50.0%	Game:		6-14	42.9%	Rebounds		5.1	
FT % 1st Half:		6-13	46.2%	2nd half:	21-26	80.8%	Game:		27-39	69.2%				

Officials: Doug Shows, Tony Greene, Antonio Petty
 Technical fouls: Alabama-None. Kentucky-None.
 Attendance:

Score by periods	1st	2nd	Total
Alabama	32	42	74
Kentucky	33	46	79

	Points	In Paint	Off T/O	2nd Chance	Fast Break	Bench
UA	46	15	15	15	2	22
UK	24	12	12	12	4	9

Score tied - 3 times.
 Lead changed - 5 times.

Largest FG - UA 2nd-00:07, UK 2nd-01:41.
 Largest lead - UA by 10 1st-13:29, UK by 9 2nd-11:24.
 UA led for 12:19. UK led for 26:21. Game was tied for 01:20.

Alabama was eliminated from the 2017 SEC Tournament with a 79-74 semifinal loss to top-seeded Kentucky in Bridgestone Arena.

Alabama started strong in the first half scoring 14 of the first 19 points. The Tide took its largest lead of the game, 17-7, with 13:28 on the clock in the first half, but Kentucky responded with a 22-5 run and took a 29-22 lead with five minutes left in the half. Alabama used a 10-4 run to pull within one point at halftime.

The Tide took the lead immediately out of halftime with the first two baskets of the half giving it a 36-33 lead, but that would be the final time Alabama led in the game. The Wildcats used an 11-2 run that spanned three and half minutes to take a 51-42 lead. Alabama responded with a 15-7 spurt that cut the lead to one point, down 58-57.

The Tide had a chance to tie the game, trailing 64-61 with 3:30 on the clock and Key coming to the line for three free throws, but he was able to make one of his attempts. The Wildcats took control from there, extending their lead to as many as eight points.

ALABAMA HEAD COACH AVERY JOHNSON



PREVIOUS COACHING EXPERIENCE

Dallas Mavericks Head Coach (2005-08)
 Brooklyn Nets Head Coach (2010-12)

YEAR-BY-YEAR RECORD

UNIVERSITY OF ALABAMA 53-39, .576)

Year	Overall	Conf.	Notes
2015-16	18-15	8-10	NIT 1st Round
2016-17	19-15	10-8	NIT 1st Round
2017-18	17-9	8-5	

BROOKLYN NETS (60-116, .341)

Year	Overall	Conf.	Notes
2010-11	24-58	4th/Atlantic	
2011-12	22-44	5th/Atlantic	
2012-13	14-14	-	

DALLAS MAVERICKS (194-70, .735)

Year	Overall	Conf.	Notes
2004-05	16-2	2nd/Southwest	Playoffs (2nd rd.) NBA Coach of the Month (April)
2005-06	60-22	2nd/Southwest	NBA Finals NBA Coach of the Year All-Star Coach (Western) 2x NBA Coach of the Month
2006-07	67-15	1st/Southwest	Playoffs (1st rd.)
2007-08	51-31	4th/Southwest	Playoffs (1st rd.)

COLLEGE: 54-39 (.581) [SEC: 26-23, .531]
 NBA: 254-186 (.577)
 TOTAL: 308-225 (.578)

MILESTONES

Louisiana Sports HOF (2015)
 San Antonio Spurs HOF (2009)
 NBA Coach of the Year (2006)
 NBA Western Conference All-Star Coach (2006)
 NBA Champion (1999 San Antonio Spurs)
 2x SWAC Player of the Year (1987 & 1988)
 2 NCAA Tournaments (1987 & 1988)

BY THE NUMBERS

4,474 – Ranks second in San Antonio Spurs and 38th in NBA History in all-time assists
 16 – Total Number of NBA Seasons
 12.0 – Career assist average at Southern University (1987-88) – an NCAA record that still stands
 6 – San Antonio Spurs retired Johnson's No. 6 jersey on Dec. 22, 2007
 2 – One of only two players (Calvin Murphy) under 6-feet in height to play over 1,000 games in the NBA

• Avery Johnson was introduced as Alabama's 20th head men's basketball coach on April 7, 2015. Johnson, who led the San Antonio Spurs to the 1999 NBA title as a player and was named the 2006 NBA Coach of the Year, came to the Capstone after a successful coaching career in the NBA.

• Johnson and his staff brought in the nation's seventh-ranked recruiting class according to Rivals.com in 2017 – the highest recruiting class ranking on paper in program history. For reasons like that and much more, Alabama basketball fans could see evidence that the men's basketball program was headed in the right direction.

• Last season, Johnson guided the Crimson Tide to a 19-15 overall record, including a 10-8 mark in Southeastern Conference play, as the program reached the National Invitation Tournament for the second consecutive year during his tenure.

• Alabama tied for fifth place overall in the final 2017 SEC standings – a significant improvement from the 10th-place finish in league play in 2015-16. The five-spot improvement tied for second-best in the SEC in 2016-17 and trailed only Florida, who improved six spots from a year ago (T-8th in 2016 and second in 2017).

• The Tide went on to reach the SEC Tournament semifinals for the first time since 2013 when it captured wins over Mississippi State (75-55) in the opening round and South Carolina (64-53) in the quarterfinals, before falling to the eventual SEC Tournament champion Kentucky Wildcats. The win over the Gamecocks gave Alabama a season sweep of South Carolina, which would go on to reach the Final Four. The Tide defeated the Gamecocks, 90-86, in an epic quadruple overtime contest earlier in the year. It also gave the Tide two victories in the league tournament, which marked the first time that happened since doing so in the 2002 event.

• During the 2015-16 season, his inaugural as a collegiate head coach, Johnson gave the fans a glimpse of the excitement that was in store. The Crimson Tide finished with an 18-15 record and earned an at-large selection to the 2016 National Invitation Tournament.

• On the court, Alabama knocked off four teams that were ranked in the Associated Press' Top 25 during the 2015-16 campaign which led the SEC. It marked the first time since 2001-02 that an Alabama team recorded four AP Top 25 victories in the regular season.

• The fan support was tremendous throughout the first two years of Johnson's tenure. Helped by relocating the student section to create a better in-game atmosphere, Alabama averaged a school record 13,110 fans per game in 2015-16 – a number that ranked 22nd-best in the nation. Furthermore, the Tide also sold out five home games, which was the most sellouts in a single year since the 2006-07 season.

• Last year, Alabama ranked 27th in the nation in average attendance (11,947 per game), while selling out four games on the year. In Johnson's two seasons, Alabama has had nine sellouts which is the most in a two-year span and the most in back-to-back seasons in more than two decades.

• Johnson owned an NBA career coaching record of 254-186 (.577) after spending four seasons with the Dallas Mavericks (2004-08) and two-plus seasons with the Brooklyn Nets (2010-13).

• During his time in Dallas, Johnson led the Mavericks to the postseason in each of his three-plus seasons as head coach. He led the Mavericks to a record of 194-70 (.735) and set the record for reaching the 50-win plateau (62 games) and the 150-win milestone (191 games) the fastest.

• In 2005-06, Johnson led the Mavericks to their first ever appearance in the NBA Finals en route to earning NBA Coach of the Year honors. In his first full season as head coach, Johnson led the 2005-06 Mavericks to a 60-22 record and the team's first ever Western Conference Championship. He was named Western Conference Coach of the Month in November of 2005, becoming the first coach in league history to win the award in his first two full months of coaching. Johnson picked up the award for a third time in January, 2006.

• In 16 NBA seasons as a player, he averaged 8.4 points, 5.5 assists, 1.7 rebounds and 25.3 minutes played in 1,054 career games with seven different teams. Known as "The Little General" for his on-court leadership and diminutive stature, Johnson helped guide the San Antonio Spurs to an NBA Championship in 1999.

• On March, 28 2003 as a member of the Mavericks, Johnson became the 75th player in league history to play 1,000 career games. At 5-11, he joined Calvin Murphy as the only other player under 6-feet in height to reach that milestone. He ranks second behind Tony Parker in the Spurs' all-time assist leaders (4,474) and is 38th in NBA history in the same category. In recognition for his contributions to the Spurs organization, Johnson's No. 6 jersey was retired in December, 2007.

• The New Orleans native played his final two collegiate seasons at Southern University, leading the NCAA in assists in each of his two years with the Jaguars, and was named the Southwestern Athletic Conference Player of the Year and the MVP of the conference tournament as both a junior and senior.

• He still owns several NCAA Division I records, including most assists in a single game (22 – shared with two other players), most 20 or more assist games (4), the highest single season assist average (13.3) and the highest career assist average (12.0). As a senior in 1988, he averaged 11.4 points per game, making him the first men's Division I player ever to average double figures in points and assists in the same season.

• Johnson, along with his wife Cassandra, are both very involved in the Tuscaloosa community. Johnson received a degree in psychology in 1988 from Southern University. He and Cassandra married in July of 1991 in New Orleans. They have two children, Christianne and Avery Jr.

THE LAST TIME...

TEAM

- Scored 100 points or more:**
Nov. 17, 2017 - UA 104, Alabama A&M 67
- Scored 110 points or more:**
Dec. 1, 2004 - UA 114, ETSU 77
- Scored less than 50 points:**
Nov. 17, 2015 - Dayton 80, UA 48
- Allowed 100 points:**
Dec. 4, 2004 - UA 102, Charlotte 101
- Held opponent to 40 points or less:**
Jan. 10, 2015 - UA 56, Tennessee 38
- Held opponent to 15 pts or less in half:**
Nov. 29, 2016 - 15 points allowed vs. Charleston Southern (1st half)
- Scored 50 points in a half:**
Nov. 17, 2017 - 53 points in second half vs. Alabama A&M
- Won an overtime game:**
Feb. 7, 2017 - UA 90, South Carolina 86
- Lost an overtime game:**
Feb. 21, 2015 - Georgia 66, UA 65
- Played a double-overtime game:**
Feb. 7, 2017 - UA 90, South Carolina 86
- Played a triple-overtime game:**
Feb. 7, 2017 - UA 90, South Carolina 86
- Played a quadruple-overtime game:**
Feb. 7, 2017 - UA 90, South Carolina 86
- Shot 60% or better in a half:**
January 27, 2018 - 60.9% in 2nd half vs. Oklahoma
- Failed to hit a three-pointer in a game:**
Dec. 4, 2010 vs. Purdue (288 games)
- Had at least 15 steals in a game:**
Feb. 20, 2013 vs. Mississippi State (18)
- Had at least 25 assists in a game:**
Nov. 17, 2017 vs. Alabama A&M (25)
- Forced 25 turnovers in a game:**
Nov. 11, 2012 vs. West Alabama (25)
- Played a ranked opponent (AP poll):**
February 10, 2018 at No. 15 Tennessee (won, 78-50)


- Beat a ranked opponent at neutral site:**
Nov. 27, 2015 vs. No. 17 Notre Dame (won, 74-73)
- Beat a ranked opponent at home:**
February 10, 2018 at No. 15 Tennessee (won, 78-50)
- Beat a ranked opponent on the road:**
Feb. 3, 2018 at No. 23, Florida (won, 68-50)
- Beat a top-10 opponent:**
December 30, 2017 vs. No. 5 Texas A&M (won, 79-57)
- Beat a top-10 opponent on the road:**
Feb. 21, 2004 in Starkville, Miss. (beat No. 4 Mississippi State, 77-73)
- Beat a top-5 opponent:**
December 30, 2017 vs. No. 5 Texas A&M (won, 79-57)
- Beat a top-5 opponent on the road:**
Feb. 21, 2004 in Starkville, Miss. (beat No. 4 Mississippi State, 77-73)
- Played a No. 1 ranked opponent:**
Jan. 31, 2015 vs. No. 1/1 Kentucky (lost, 70-55)
- Beat a No. 1 ranked opponent on the road:**
Jan. 28, 1983 at No. 1 UCLA (won, 70-67)
- Beat a No. 1 ranked opponent:**
Mar. 20, 2004 vs. No. 1 Stanford (NCAA tournament (won, 70-67)

- Had a player dish out 10 or more assists:**
Mikhail Torrence (11) vs. LSU, 1/27/10
- Had a player block five shots:**
Donta Hall (8) vs. Oklahoma, 1/27/18
- Had a player block 10 shots:**
Roy Rogers (10) vs. LSU, 2/17/1996
- Had a player with seven or more steals in a game:**
Jeremy Hays (8) vs. Oregon State, 12/12/1998
- Had two players record a double-double in same game:**
Donta Hall (13 pts, 14 rebs.), Dazon Ingram (10 pts., 14 rebs.) vs. Rhode Island, 12/6/17
- Had three players record a double-double in same game:**
Jermareo Davidson (12 pts, 12 rebs), Alonzo Gee (22 pts, 10 rebs), Richard Hendrix (18 pts, 12 rebs) vs. Louisiana Monroe, 11/28/06
- Had a player record a double-double in three consecutive games:**
Richard Hendrix (24 pts, 16 rebs vs. Florida, 17 pts, 11 rebs at Arkansas, 19 pts, 10 rebs at Georgia) (Jan. 8, Jan. 13, Jan. 16, 2008)
- Had a player record a double-double in four consecutive games:**
Richard Hendrix (19 pts, 13 rebs vs. Chicago State, 24 pts, 16 rebs vs. Florida, 17 pts, 11 rebs at Arkansas, 19 pts, 10 rebs at Georgia) (Jan. 4, Jan. 8, Jan. 13, Jan. 16 2008)

INDIVIDUAL

- Had a player score 50 points:**
Michael Nordholz (50) vs. Southern Miss, 12/12/76 (single-game scoring record)
- Had a player score 40 points:**
Collin Sexton (40) vs. Minnesota, 11/25/17
- Had a player score 35 points:**
Collin Sexton (40) vs. Minnesota, 11/25/17
- Had a player score 30 points:**
Collin Sexton (30) at Arizona, 12/9/17
- Had a player grab 20 rebounds:**
Richard Hendrix (23) vs. Troy, 11/9/07

- Had a player record a triple-double:**
Roy Rogers (27 pts, 10 rebs, 10 blocks) vs. LSU, 2/17/96
- Had two players score 20 points in a game:**
Dazon Ingram (22) and Collin Sexton (22) vs. LA Tech, 11/29/17
- Had five or more players score in double figures:**
Donta Hall (13), John Petty (12), Daniel Giddens (12), Collin Sexton (11) and Dazon Ingram (10) vs. Rhode Island, 12/6/17



1 Riley Norris

SENIOR

Guard/Forward • 6-7 • 210 • Albertville, Ala.
Albertville HS

CAREER HIGHS

Points	27	South Carolina (1/13/16)
Rebounds	16	at LSU (2/17/16)
Assists	3	at Georgia (3/5/16)
Steals	3	4X, last vs. Auburn (2/4/17)
Blocks	2	vs. Jacksonville State (12/29/15)
Minutes	46	at South Carolina (2/7/17)
Field Goals	9	South Carolina (1/13/16)
FG Att.	16	South Carolina (1/13/16)
3-Point FG	8	South Carolina (1/13/16)
3-Point Att.	11	South Carolina (1/13/16)
Free Throws	8	Louisiana (11/20/15)
FT Att.	10	Louisiana (11/20/15)

2017-18 SEASON HIGHS

Points	13	vs. Minnesota (11/25/17)
Rebounds	4	Louisiana Tech (11/29/17)
Assists	1	5x, last at Arizona (12/9/17)
Steals	1	5x, last vs. Mercer (12/19/17)
Blocks		
Minutes	25	vs. Minnesota (11/25/17)
Field Goals	4	vs. Minnesota (11/25/17)
FG Att.	8	vs. Minnesota (11/25/17)
3-Point FG	2	2X, last at Arizona (12/9/17)
3-Point Att.	5	2X, last at Arizona (12/9/17)
Free Throws	3	vs. Minnesota (11/25)
FT Att.	4	vs. Minnesota (11/25)

MISCELLANEOUS STATS

CATEGORY	2017-18	CAREER
Double-digit scoring	1	33
20+ point games		2
Double-digit rebounding		8
Double-doubles		5
Led UA in scoring		9
Led UA in rebounding		22
Led UA in three-pointers		28
Led UA in assists		7
Led UA in steals	1	18
Led UA in blocks		6
5+ assist games		
3+ three-pointers		14
3+ steal games		4
3+ block games		

2017-18 (SENIOR SEASON)

- Will miss the remainder of the 2017-18 season with hip injury
- Missed the first three games of the season with a hip injury
- Made his season debut against UT Arlington (11/21), finishing with five points and three rebounds in 15 minutes off the bench
- Shot 4-of-8 from the floor to total 13 points to go along with two rebounds and one steal against then-No. 14 Minnesota (11/25)
- Scored four points and grabbed four rebounds in the win over Louisiana Tech (11/26)
- Made his first start of the season, totaling four points and three rebounds vs. UCF (12/3)
- Scored six points and pulled down two rebounds while dishing out one assist at Arizona (12/9)
- Totaled five points, three rebounds and one steal against Mercer (12/19)
- Played in 34 contests making 27 starts a year ago
- Ranked third in scoring (9.0), three-point field goal percentage (.333) and minutes per game (27.3)
- Led the team in three-pointers made (47) and attempted (141)
- Finished with 14 double-figure scoring games, 11 of which came over the Tide's last 23 games
- Had first double-double of the season and fifth of his career with 14 rebounds and 11 points in a career-high 46 minutes in Alabama's 40T victory over South Carolina (2/7)
- Established a season-high 20 points in the victory at LSU (1/14)
- Recorded a season-high in made three-pointers (4) while leading the team in scoring (17) in the win over LSU (2/18)
- Registered 15 points in the win at Georgia (1/25)
- Had 13 points in the win over Mississippi State (1/28)
- Scored 18 points vs. Stetson (12/29)
- Received the Media Appreciation Award



NORRIS' 2017-18 GAME-BY-GAME STATS

Opponent	Date	GS	Min	FG	FGA	Pct	3FG	FGA	Pct	FT	FTA	Pct	Off	Def	Tot	Avg	PF	A	TO	Blk	Stl	Pts	Avg
vs. Memphis	11/10																						
LIPSCOMB	11/14																						
ALABAMA A&M	11/17																						
UT ARLINGTON	11/21		15	2	4	.500	1	2	.500	0	0	.000	1	2	3	3.0	0	1	0	0	1	5	5.0
vs. BYU	11/24		15	2	5	.400	0	2	.000	0	0	.000	1	2	3	3.0	2	1	1	0	1	4	4.5
vs. Minnesota	11/25		25	4	8	.500	2	5	.400	3	4	.750	0	2	2	2.7	4	0	0	0	1	13	7.3
LOUISIANA TECH	11/29		24	2	3	.667	0	1	.000	0	1	.000	2	2	4	3.0	2	1	0	0	0	4	6.5
UCF	12/3	*	21	1	4	.250	1	1	1.000	1	2	.500	0	3	3	3.0	2	1	2	0	0	4	6.0
RHODE ISLAND	12/6	*	21	1	4	.250	0	3	.000	0	0	.000	0	2	2	2.8	2	1	1	0	0	2	5.3
at Arizona	12/9	*	24	2	6	.333	2	5	.400	0	0	.000	1	1	2	2.7	3	1	0	0	0	6	5.4
vs. Mercer	12/19		12	2	3	.667	0	1	.000	1	1	1.000	1	2	3	2.8	3	0	1	0	1	5	5.4
TEXAS	12/22		9	0	0	.000	0	0	.000	0	0	.000	0	0	0	2.4	1	0	0	0	0	0	4.8
TEXAS A&M*	12/30																						
at Vanderbilt*	1/2																						
at Georgia*	1/6																						
SOUTH CAROLINA*	1/9																						
at LSU*	1/13																						
AUBURN*	1/17																						
MISSISSIPPI STATE*	1/20																						
at Ole Miss*	1/23																						
OKLAHOMA	1/27																						
MISSOURI*	1/31																						
at Florida*	2/3																						
at Mississippi State*	2/6																						
TENNESSEE*	2/10																						
LSU*	2/13																						
at Kentucky*																							
at Auburn*																							
ARKANSAS*																							
FLORIDA*																							
at Texas A&M*																							

* indicates Southeastern Conference opponent

NORRIS' CAREER STATS

YEAR	GP	GS	MIN	AVG	FG	FGA	PCT	3FG	3FGA	PCT	FT	FTA	PCT	OFF	DEF	TOT	AVG	PF	FO	AST	TO	BLK	STL	PTS	AVG
2014-15	34	8	712	20.9	55	145	.379	25	74	.338	26	43	.605	40	102	142	4.2	79	1	22	31	7	21	161	4.7
2015-16	33	19	930	28.2	77	208	.370	45	120	.375	47	72	.653	54	122	176	5.3	64	0	23	39	8	26	246	7.5
2016-17	34	27	927	27.3	105	258	.407	47	141	.333	48	65	.738	41	88	129	3.8	76	1	25	38	4	23	305	9.0
2017-18	9	3	166	18.4	16	37	.432	6	20	.300	5	8	.625	6	16	22	2.4	19	0	6	5	0	4	43	4.8
TOTAL	110	57	2735	24.9	253	648	.390	123	355	.346	126	188	.670	141	328	469	4.3	238	2	76	113	19	74	755	6.9

NORRIS' CAREER SEC STATS

YEAR	GP	GS	MIN	AVG	FG	FGA	PCT	3FG	3FGA	PCT	FT	FTA	PCT	OFF	DEF	TOT	AVG	PF	FO	AST	TO	BLK	STL	PTS	AVG
2014-15	18	4	381	21.2	24	75	.320	13	42	.310	14	25	.560	20	52	72	4.0	41	1	11	18	2	8	75	4.2
2015-16	18	16	569	31.6	50	131	.382	30	79	.380	20	32	.625	34	76	110	6.1	38	0	15	25	3	16	150	8.3
2016-17	18	16	534	29.7	61	148	.412	28	81	.346	26	37	.703	14	42	56	3.1	47	1	9	23	1	12	176	9.8
2017-18	0	0	0	0.0	0	0	.000	0	0	.000	0	0	.000	0	0	0	0.0	0	0	0	0	0	0	0	0.0
TOTAL	54	36	1484	27.5	135	354	.381	71	202	.351	60	94	.638	68	170	238	4.4	126	2	35	66	6	36	401	7.4



2 Collin Sexton

FRESHMAN
Guard • 6-3 • 190 • Mableton, Ga.
Pebblebrook HS

CAREER HIGHS

Points	40	vs. Minnesota (11/25/17)
Rebounds	8	at Florida (2/3/18)
Assists	6	2x, last vs. LSU (2/13/18)
Steals	3	3x, last at Vanderbilt (1/2/18)
Blocks	1	3x, last at Mississippi State (2/6/18)
Minutes	36	vs. Minnesota (11/25/17)
Field Goals	12	vs. Minnesota (11/25/17)
FG Att.	22	vs. Minnesota (11/25/17)
3-Point FG	4	vs. Minnesota (11/25/17)
3-Point Att.	7	3x, last vs. Mississippi State (2/6/18)
Free Throws	15	at Arizona (12/9/17)
FT Att.	16	vs. Minnesota (11/25/17)

2016-17 SEASON HIGHS

Points	40	vs. Minnesota (11/25/17)
Rebounds	8	at Florida (2/3/18)
Assists	6	2x, last vs. LSU (2/13/18)
Steals	3	3x, last at Vanderbilt (1/2/18)
Blocks	1	3x, last at Mississippi State (2/6/18)
Minutes	36	vs. Minnesota (11/25/17)
Field Goals	12	vs. Minnesota (11/25/17)
FG Att.	22	vs. Minnesota (11/25/17)
3-Point FG	4	vs. Minnesota (11/25/17)
3-Point Att.	7	3x, last vs. Mississippi State (2/6/18)
Free Throws	15	at Arizona (12/9/17)
FT Att.	16	vs. Minnesota (11/25/17)

MISCELLANEOUS STATS

CATEGORY	2017-18	CAREER
Double-digit scoring	19	19
20+ point games	10	10
Double-digit rebounding		
Double-doubles		
Led UA in scoring	12	12
Led UA in rebounding	1	1
Led UA in three-pointers	7	7
Led UA in assists	15	15
Led UA in steals	6	6
Led UA in blocks	2	2
5+ assist games	6	6
3+ three-pointers	4	4
3+ steal games	3	3
3+ block games		

2017-18 (FRESHMAN SEASON)

- Did not play against No. 17 Auburn (1/17) and Mississippi State (1/20) due to abdominal injury
- Returned to the lineup and played limited minutes against Ole Miss (1/23) and totaled seven points, two rebounds and two assists
- Ranks third in the SEC in scoring average (18.3 ppg) and tops the squad in assists per game (3.5)
- Ranks third in the SEC in free throws made and attempted, while also ranking 42nd in the nation in foul shots made and 81st in free throws attempted
- Named to Watch Lists for the Cousy Award, Naismith Trophy and Oscar Robertson Trophy prior to the start of the season
- Set an Alabama freshman scoring record with 40 points, including 31 in the second half, against then-No. 14 Minnesota (11/25)
- Was the first Alabama player to score 40 in a game since Reggie King had 43 points on March 12, 1979 vs. Virginia
- Became the first freshman in the modern era at Alabama to score three straight games of more than 20 points in each of his first three games
- Went for 30 points and was near perfect from the free throw line (15-of-16) at Arizona (12/9)
- Registered his 10th 20-point game against Missouri (1/31) scoring 23 points while adding four rebounds, two assists and a steal
- Finished with 22 points to tie for the team lead against Louisiana Tech (11/29) while leading the team with three steals
- Dropped 22 points (7-of-10) to lead the team in scoring, and added five assists and two steals in his collegiate debut in the home opener against Lipscomb (11/14)
- His 22 points were the most scored in a game by a true freshman at Alabama since Eddie Phillips poured in 25 points in his debut back on Nov. 24, 1978
- Recorded his second straight 20-plus point game, totaling 25 points, to go along with five assists and four rebounds in the win against Alabama A&M (11/17)
- Registered 29 points, while shooting 11-for-14 from the charity stripe and adding four assists in the win against UT Arlington (11/21)
- Scored 10 points while totaling seven rebounds and three assists in 30 minutes against BYU (11/24)
- Reached double figures with 11 points while grabbing four rebounds and one steal against URI (12/6)
- Was perfect from the free throw line (9-of-9) to total 21 points while collecting four assists and three rebounds vs. Mercer (12/19)
- Was perfect from the free-throw line (7-of-7) to lead all scorers with 24 points, to go along with a team high of five assists, three steals and three rebounds vs. Vanderbilt (1/2)
- Scored a team-high 23 points while adding three assists, one steal and two rebounds against Georgia (1/6)
- Went 6-of-6 from the free throw line to total 15 points, while adding a season-high seven rebounds, three assists and his first block of his career against LSU (1/13)
- Led the team in points (18) while adding three rebounds and two assists in his first start after suffering an abdominal injury vs. then-No. 12 Oklahoma (1/27)
- Scored a game-high 17 points while totaling a career high of eight rebounds and six assists at then-No. 23 Florida (2/3)
- Went 8-of-10 from the charity stripe to total 18 points, while adding five rebounds, three assists and a block at Mississippi State (2/6)
- Scored 16 points to go along with five rebounds and four assists against then-No. 15 Tennessee (2/10)
- Put up 15 points while leading the team with a season high of six assists against LSU (2/13)



SEXTON'S 2017-18 GAME-BY-GAME STATS

Opponent	Date	GS	Min	FG	FGA	Pct	3FG	FGA	Pct	FT	FTA	Pct	Off	Def	Tot	Avg	PF	A	TO	Blk	Stl	Pts	Avg
vs. Memphis	11/10																						
LIPSCOMB	11/14	*	27	7	10	.700	3	5	.600	5	12	.417	0	1	1	1.0	1	5	2	0	2	22	22.0
ALABAMA A&M	11/17	*	26	11	16	.688	2	4	.500	1	1	1.000	2	2	4	2.5	2	5	0	0	0	25	23.5
UT ARLINGTON	11/21	*	32	8	15	.533	2	6	.333	11	14	.786	1	0	1	2.0	2	4	1	0	2	29	25.3
vs. BYU	11/24	*	30	3	11	.273	0	1	.000	4	6	.667	3	4	7	3.6	2	3	3	0	1	10	24.4
vs. Minnesota	11/25	*	36	12	22	.545	4	7	.571	12	16	.750	1	5	6	3.8	4	5	3	0	1	40	25.2
LOUISIANA TECH	11/29	*	34	6	19	.316	1	2	.500	9	11	.818	2	3	5	4.0	2	3	4	0	3	22	24.7
UCF	12/3	*	30	0	4	.000	0	1	.000	7	8	.875	2	2	4	4.0	3	3	3	0	1	7	22.1
RHODE ISLAND	12/6	*	17	3	7	.429	1	2	.500	4	6	.667	0	4	4	4.0	0	0	3	0	1	11	20.8
at Arizona	12/9	*	32	6	15	.400	3	6	.500	15	16	.938	0	0	0	3.6	5	2	2	0	0	30	21.8
vs. Mercer	12/19	*	29	6	11	.545	0	3	.000	9	9	1.000	1	2	3	3.5	2	4	2	0	0	21	21.7
TEXAS	12/22	*	32	4	12	.333	0	1	.000	0	0	.000	2	3	5	3.6	1	4	1	0	3	8	20.5
TEXAS A&M*	12/30	*	29	3	12	.250	1	6	.167	9	10	.900	0	3	3	3.6	1	2	3	0	1	16	20.1
at Vanderbilt*	1/2	*	30	8	14	.571	1	2	.500	7	7	1.000	0	3	3	3.5	4	5	2	0	3	24	20.4
at Georgia*	1/6	*	33	9	16	.563	1	3	.333	4	6	.667	0	2	2	3.4	3	3	3	0	1	23	20.6
SOUTH CAROLINA*	1/9	*	22	2	8	.250	1	3	.333	0	1	.000	0	2	2	3.3	3	4	3	0	1	5	19.5
at LSU*	1/13	*	34	4	16	.250	1	5	.200	6	6	1.000	2	5	7	3.6	5	3	9	1	0	15	19.3
AUBURN*	1/17																						
MISSISSIPPI STATE*	1/20																						
at Ole Miss*	1/23		20	2	13	.154	1	3	.333	2	2	1.000	2	0	2	3.5	0	2	0	0	0	7	18.5
OKLAHOMA	1/27	*	32	8	14	.571	1	4	.250	1	2	.500	0	3	3	3.4	3	2	3	0	0	18	18.5
MISSOURI*	1/31	*	33	7	16	.438	3	7	.429	6	10	.600	1	3	4	3.5	4	2	1	0	1	23	18.7
at Florida*	2/3	*	31	7	15	.467	2	5	.400	1	2	.500	2	6	8	3.7	2	6	3	1	2	17	18.7
at Mississippi State*	2/6	*	34	5	16	.313	0	7	.000	8	10	.800	2	3	5	3.8	2	3	0	1	0	18	18.6
TENNESSEE*	2/10	*	24	6	10	.600	1	3	.333	3	4	.750	0	5	5	3.8	1	4	2	0	0	16	18.5
LSU*	2/13	*	22	5	11	.455	2	5	.400	3	6	.500	0	0	0	3.7	4	6	3	0	1	15	18.3
at Kentucky*																							
at Auburn*																							
ARKANSAS*																							
FLORIDA*																							
at Texas A&M*																							

* indicates Southeastern Conference opponent

SEXTON'S CAREER STATS

YEAR	GP	GS	MIN	AVG	FG	FGA	PCT	3FG	3FGA	PCT	FT	FTA	PCT	OFF	DEF	TOT	AVG	PF	FO	AST	TO	BLK	STL	PTS	AVG
2017-18	23	22	669	29.1	132	303	.436	31	91	.341	127	165	.770	23	61	84	3.7	56	2	80	56	3	24	422	18.3
TOTAL	23	22	669	29.1	132	303	.436	31	91	.341	127	165	.770	23	61	84	3.7	56	2	80	56	3	24	422	18.3

SEXTON'S CAREER SEC STATS

YEAR	GP	GS	MIN	AVG	FG	FGA	PCT	3FG	3FGA	PCT	FT	FTA	PCT	OFF	DEF	TOT	AVG	PF	FO	AST	TO	BLK	STL	PTS	AVG
2017-18	11	10	312	28.4	58	147	.395	14	49	.286	49	64	.766	9	32	41	3.7	29	1	40	29	3	10	179	16.3
TOTAL	11	10	312	28.4	58	147	.395	14	49	.286	49	64	.766	9	32	41	3.7	29	1	40	29	3	10	179	16.3



3 Alex Reese

FRESHMAN

Forward • 6-9 • 250 • Pelham, Ala.
Pelham HS

CAREER HIGHS

Points	10	vs. Mercer (12/19/17)
Rebounds	9	2x, last vs. Lipscomb (11/14/17)
Assists	3	vs. Memphis (11/10/17)
Steals	4	vs. Memphis (11/10/17)
Blocks	1	4x, last vs. Oklahoma (1/27/18)
Minutes	30	vs. Memphis (11/10/17)
Field Goals	4	3x, last at LSU (1/13/18)
FG Att.	9	vs. Memphis (11/10/17)
3-Point FG	2	4x, last at Ole Miss (1/23/18)
3-Point Att.	7	vs. Memphis (11/10/17)
Free Throws	2	2x, last vs. LSU (2/13/18)
FT Att.	3	vs. Texas (12/22/17)

2017-18 SEASON HIGHS

Points	10	vs. Mercer (12/19/17)
Rebounds	9	2x, last vs. Lipscomb (11/14/17)
Assists	3	vs. Memphis (11/10/17)
Steals	4	vs. Memphis (11/10/17)
Blocks	1	4x, last vs. Oklahoma (1/27/18)
Minutes	30	vs. Memphis (11/10/17)
Field Goals	4	3x, last at LSU (1/13/18)
FG Att.	9	vs. Memphis (11/10/17)
3-Point FG	2	4x, last at Ole Miss (1/23/18)
3-Point Att.	7	vs. Memphis (11/10/17)
Free Throws	2	2x, last vs. LSU (2/13/18)
FT Att.	3	vs. Texas (12/22/17)

MISCELLANEOUS STATS

CATEGORY	2017-18	CAREER
Double-digit scoring	1	1
20+ point games		
Double-digit rebounding		
Double-doubles		
Led UA in scoring		
Led UA in rebounding	2	2
Led UA in three-pointers	1	1
Led UA in assists		
Led UA in steals	2	2
Led UA in blocks		
5+ assist games		
3+ three-pointers		
3+ steal games	1	1
3+ block games		

2017-18 (FRESHMAN SEASON)

- Was a crucial factor in the win against Mercer (12/19) scoring a career-high 10 points off the bench at the Rocket City Classic
- Led the team in steals (4) while also collecting eight points, nine rebounds and three assists off the bench in the season opener against Memphis (11/10)
- Grabbed a season-high nine rebounds to go with four points in the home opener against Lipscomb (11/14)
- Provided nine points and eight rebounds in 23 minutes off the bench vs. Alabama A&M (11/17)
- Provided a spark off the bench in the come-from-behind win over Louisiana Tech (11/29), playing 14 minutes with two points and three rebounds
- Scored nine points to go along with three rebounds and one steal in 11 minutes off the bench vs. LSU (1/13)
- Scored three points in five minutes off the bench against UCF (12/3)
- Collected three points, two rebounds and one steal in 19 minutes off the bench vs. Texas (12/22)
- Scored seven points while adding three rebounds in the win over No. 17 Auburn (1/17)
- Scored eight points to go along with four rebounds and two steals against Ole Miss (1/23)
- Scored four points and pulled in a rebound against then-No. 15 Tennessee (2/10)
- Put up five points and grabbed two rebounds vs. LSU (2/13)
- Played at Pelham High School under head coach Joel Floyd
- Was the No. 2 prospect in the state of Alabama according to ESPN.com
- Ranked No. 58 overall and the No. 8 power forward according to Scout.com
- Was also the 20th-ranked player in the region by Scout.com
- Was selected to play in the 2017 Alabama-Mississippi All-Star Game alongside teammates Herb Jones (Alabama) and Galin Smith (Mississippi)
- Named the AHSAA 6A State Player of the Year and received Alabama Sports Writer's Association Class 6A First Team All-State honors as a senior
- Averaged 20 points and 10 rebounds in 2017
- Also received first team all-state honors as a junior after averaging 25.4 points, 10.9 rebounds and a block per game
- Selected to AL.com's first-team All-Birmingham list
- Earned a spot on the USA Basketball Junior National team in 2015
- Was a member of the Class 6A All-State first team and All-Shelby County first team as a sophomore
- Also named to AL.com's 2015 Super All-State second team and was All-Area first team



REESE'S 2017-18 GAME-BY-GAME STATS

Opponent	Date	GS	Min	FG	FGA	Pct	3FG	FGA	Pct	FT	FTA	Pct	Off	Def	Tot	Avg	PF	A	TO	Blk	Stl	Pts	Avg
vs. Memphis	11/10		30	3	9	.333	2	7	.286	0	0	.000	3	6	9	9.0	3	3	0	0	4	8	8.0
LIPSCOMB	11/14		16	2	6	.333	0	4	.000	0	0	.000	2	7	9	9.0	1	0	0	1	0	4	6.0
ALABAMA A&M	11/17		23	4	6	.667	1	2	.500	0	0	.000	2	6	8	8.7	0	1	5	1	0	9	7.0
UT ARLINGTON	11/21		3	0	1	.000	0	1	.000	0	0	.000	0	0	0	6.5	0	0	0	0	0	0	5.3
vs. BYU	11/24		4	0	0	.000	0	0	.000	0	0	.000	0	2	2	5.5	0	0	0	0	0	0	4.4
vs. Minnesota	11/25		3	0	1	.000	0	1	.000	0	0	.000	0	0	0	4.7	0	0	0	0	0	0	3.5
LOUISIANA TECH	11/29		14	1	1	1.000	0	0	.000	0	1	.000	2	1	3	4.4	2	0	2	0	1	2	3.3
UCF	12/3		5	1	2	.500	0	1	.000	1	1	1.000	0	1	1	4.0	0	0	1	0	0	3	3.3
RHODE ISLAND	12/6								DNP														
at Arizona	12/9								DNP														
vs. Mercer	12/19		18	4	6	.667	2	4	.500	0	0	.000	2	0	2	3.8	2	0	0	1	0	10	4.0
TEXAS	12/22		19	1	5	.200	1	3	.333	0	0	.000	1	1	2	3.6	2	0	0	0	1	3	3.9
TEXAS A&M*	12/30		3	0	0	.000	0	0	.000	0	0	.000	0	1	1	3.4	1	0	0	0	0	0	3.5
at Vanderbilt*	1/2								DNP														
at Georgia*	1/6		8	0	1	.000	0	1	.000	0	0	.000	0	3	3	3.3	1	0	0	0	0	0	3.3
SOUTH CAROLINA*	1/9		4	0	3	.000	0	1	.000	0	0	.000	0	0	0	3.1	2	0	0	0	0	0	3.0
at LSU*	1/13		11	4	6	.667	1	3	.333	0	0	.000	1	2	3	3.1	2	0	2	0	1	9	3.4
AUBURN*	1/17		15	2	7	.286	2	5	.400	1	2	.500	1	2	3	3.1	4	0	0	0	0	7	3.7
MISSISSIPPI STATE*	1/20		12	1	4	.250	0	2	.000	0	0	.000	0	2	2	3.0	0	0	0	0	1	2	3.6
at Ole Miss*	1/23		10	3	7	.429	2	6	.333	0	0	.000	2	2	4	3.1	1	0	1	0	2	8	3.8
OKLAHOMA	1/27		11	1	3	.333	1	3	.333	0	0	.000	0	0	0	2.9	0	2	0	1	1	3	3.8
MISSOURI*	1/31		9	1	3	.333	1	3	.333	2	2	1.000	0	2	2	2.8	0	0	0	0	1	5	3.8
at Florida*	2/3								DNP														
at Mississippi State*	2/6		1	0	0	.000	0	0	.000	0	0	.000	0	0	0	2.7	0	0	0	0	0	0	3.7
TENNESSEE*	2/10		12	2	3	.667	0	1	.000	0	0	.000	0	1	1	2.6	3	0	1	0	0	4	3.7
LSU*	2/13		11	1	2	.500	1	2	.500	2	2	1.000	0	2	2	2.6	0	0	2	0	0	5	3.7
at Kentucky*																							
at Auburn*																							
ARKANSAS*																							
FLORIDA*																							
at Texas A&M*																							

* indicates Southeastern Conference opponent

REESE'S CAREER STATS

YEAR	GP	GS	MIN	AVG	FG	FGA	PCT	3FG	3FGA	PCT	FT	FTA	PCT	OFF	DEF	TOT	AVG	PF	FO	AST	TO	BLK	STL	PTS	AVG
2017-18	22	0	242	11.0	31	76	.408	14	50	.280	6	8	.750	16	41	57	2.6	24	0	6	14	4	12	82	3.7
TOTAL	22	0	242	11.0	31	76	.408	14	50	.280	6	8	.750	16	41	57	2.6	24	0	6	14	4	12	82	3.7

REESE'S CAREER SEC STATS

YEAR	GP	GS	MIN	AVG	FG	FGA	PCT	3FG	3FGA	PCT	FT	FTA	PCT	OFF	DEF	TOT	AVG	PF	FO	AST	TO	BLK	STL	PTS	AVG
2017-18	11	0	96	8.7	14	36	.389	7	24	.292	5	6	.833	4	17	21	1.9	14	0	0	6	0	5	40	3.6
TOTAL	11	0	96	8.7	14	36	.389	7	24	.292	5	6	.833	4	17	21	1.9	14	0	0	6	0	5	40	3.6



4 Daniel Giddens

SOPHOMORE

Forward/Center • 6-11 • 247 • Mableton, Ga.
Oak Hill Academy

CAREER HIGHS

Points	13	Mississippi State (1/20/18)
Rebounds	9	4x, last vs. Oklahoma (1/27/18)
Assists	1	16x, last vs. LSU (2/13/18)
Steals	4	at Connecticut (12/12/15)
Blocks	6	UT Arlington (11/20/15)
Minutes	28	Penn State (1/25/16)
Field Goals	5	4x, last vs. Mississippi State (1/20/18)
FG Att.	9	Rhode Island (12/6/17)
3-Point FG		
3-Point Att.	1	Michigan State (3/11/16)
Free Throws	3	5x, last at Mississippi State (2/6/18)
FT Att.	7	Lipscomb (11/14/17)

2017-18 SEASON HIGHS

Points	13	Mississippi State (1/20/18)
Rebounds	9	Oklahoma (1/27/18)
Assists	1	7x, last vs. LSU (2/13/18)
Steals	2	vs. Tennessee (2/10/18)
Blocks	3	4x, last vs. Mississippi State (1/20/18)
Minutes	22	3x, last vs. Mississippi State (1/20/18)
Field Goals	5	4x, last vs. Mississippi State (1/20/18)
FG Att.	9	Rhode Island (12/6/17)
3-Point FG		
3-Point Att.		
Free Throws	3	3x, last at Mississippi State (2/6/18)
FT Att.	7	Lipscomb (11/14/17)

MISCELLANEOUS STATS

CATEGORY	2017-18	CAREER
Double-digit scoring	5	7
20+ point games		
Double-digit rebounding		
Double-doubles		
Led UA in scoring		
Led UA in rebounding	1	1
Led UA in three-pointers		
Led UA in assists		
Led UA in steals	2	2
Led UA in blocks	8	8
5+ assist games		
3+ three-pointers		
3+ steal games		4
3+ block games	4	12

2017-18 (SOPHOMORE SEASON)

- Second on the team in blocked shots per game (1.2)
- Registered a career-high 13 points while leading the team in blocks (3) and adding four rebounds, one steal and one assist vs. Mississippi State (1/20)
- Scored 12 points while totaling six rebounds, two blocks and one steal in the win vs. Rhode Island (12/6)
- Was perfect from the field (5-of-5) to score 11 points, to go along with one rebound, one block and one steal against South Carolina (1/9)
- Totaled 10 points and six rebounds against Texas (12/22)
- Scored eight points to go along with three blocks, one steal and two rebounds in the win against BYU (11/24)
- Grabbed five rebounds to go along with three blocks and three points in the home opener against Lipscomb (11/14)
- Scored four points and made one block in 11 minutes in the win against UT Arlington (11/21)
- Tied for the lead in blocks (4) while scoring four points and grabbing three rebounds vs. UCF (12/3)
- Collected eight points, two rebounds and one block at Arizona (12/9)
- Scored four points while totaling three rebounds and two blocks against Mercer (12/19)
- Blocked two shots and scored two points while grabbing two rebounds vs. then-No. 5 Texas A&M (12/30)
- Totaled five points, one steal and one assist, while pulling down a rebound in 12 minutes off the bench vs. Vanderbilt (1/2)
- Tied his career-high in rebounds (9) while adding four points and two blocks against then-No. 12 Oklahoma (1/27)
- Put up 11 points on 4-of-5 shooting while totaling two rebounds and a steal at Mississippi State (2/6)
- Pulled in six rebounds to go along with two points and two steals vs. then-No. 15 Tennessee (2/10)
- Sat out the 2016-17 season due to NCAA transfer rules
- Transferred from Ohio State prior to the 2016-17 season
- Received a Student Academic Achievement Award in 2017
- Saw action in 33 contests at Ohio State, while making seven starts
- Averaged 3.8 points, 3.6 rebounds and 1.5 blocks in 18.2 minutes per game
- Improved as the year went on, averaging 5.0 points, 4.0 rebounds and 2.0 blocks a game in the Buckeyes' four postseason contests, including going for a season-high 11 points in a loss to Florida in the second round of the 2016 National Invitation Tournament
- Scored 11 points and grabbed six rebounds in 26 minutes off the bench against Mount St. Mary's (11/15)



GIDDENS' 2017-18 GAME-BY-GAME STATS

Opponent	Date	GS	Min	FG	FGA	Pct	3FG	FGA	Pct	FT	FTA	Pct	Off	Def	Tot	Avg	PF	A	TO	Blk	Stl	Pts	Avg
vs. Memphis	11/10	*	5	0	0	.000	0	0	.000	0	0	.000	0	1	1	1.0	4	0	2	0	0	0	0.0
LIPSCOMB	11/14	*	15	1	2	.500	0	0	.000	1	7	.143	0	5	5	3.0	2	0	1	3	1	3	1.5
ALABAMA A&M	11/17	*	15	0	1	.000	0	0	.000	2	2	1.000	0	1	1	2.3	5	1	1	1	0	2	1.7
UT ARLINGTON	11/21	*	11	2	3	.667	0	0	.000	0	0	.000	1	0	1	2.0	1	0	0	1	0	4	2.3
vs. BYU	11/24	*	21	3	4	.750	0	0	.000	2	2	1.000	0	2	2	2.0	1	1	0	3	1	8	3.0
vs. Minnesota	11/25	*	9	0	1	.000	0	0	.000	0	0	.000	1	1	2	2.0	2	1	2	0	0	0	2.8
LOUISIANA TECH	11/29	*	5	0	1	.000	0	0	.000	0	0	.000	0	2	2	2.0	2	0	0	0	0	0	2.4
UCF	12/3		9	2	5	.400	0	0	.000	0	1	.000	0	3	3	2.1	3	0	0	4	0	4	2.6
RHODE ISLAND	12/6		17	5	9	.556	0	0	.000	2	3	.667	3	3	6	2.6	2	0	2	1	1	12	3.7
at Arizona	12/9		19	4	7	.571	0	0	.000	0	0	.000	0	2	2	2.5	4	0	1	1	0	8	4.1
vs. Mercer	12/19		8	2	3	.667	0	0	.000	0	1	.000	1	2	3	2.5	4	0	2	2	0	4	4.1
TEXAS	12/22		21	5	8	.625	0	0	.000	0	0	.000	2	4	6	2.8	3	0	0	0	0	10	4.6
TEXAS A&M*	12/30		15	1	4	.250	0	0	.000	0	0	.000	0	2	2	2.8	1	0	0	2	0	2	4.4
at Vanderbilt*	1/2		12	1	2	.500	0	0	.000	3	4	.750	0	1	1	2.6	4	1	0	0	1	5	4.4
at Georgia*	1/6		22	0	1	.000	0	0	.000	0	0	.000	0	3	3	2.7	4	1	0	3	1	0	4.1
SOUTH CAROLINA*	1/9	*	22	5	5	1.000	0	0	.000	1	1	1.000	0	1	1	2.6	4	0	1	1	1	11	4.6
at LSU*	1/13	*	8	1	1	1.000	0	0	.000	0	0	.000	2	0	2	2.5	4	0	1	1	0	2	4.4
AUBURN*	1/17	*	13	1	1	1.000	0	0	.000	1	2	.500	0	2	2	2.5	3	0	2	1	0	3	4.3
MISSISSIPPI STATE*	1/20	*	22	5	7	.714	0	0	.000	3	6	.500	3	1	4	2.6	4	1	0	3	1	13	4.8
at Ole Miss*	1/23	*	18	2	4	.500	0	0	.000	2	2	1.000	0	1	1	2.5	4	0	2	0	0	6	4.9
OKLAHOMA	1/27		17	2	2	1.000	0	0	.000	0	1	.000	2	7	9	2.8	1	0	3	2	0	4	4.8
MISSOURI*	1/31		14	1	3	.333	0	0	.000	1	2	.500	0	0	0	2.7	4	0	2	1	1	3	4.7
at Florida*	2/3	*	7	0	2	.000	0	0	.000	0	0	.000	0	0	0	2.6	1	0	1	0	0	0	4.5
at Mississippi State*	2/6	*	15	4	5	.8000	0	0	.000	3	3	1.000	2	0	2	2.5	5	0	1	0	1	11	4.8
TENNESSEE*	2/10	*	14	1	2	.500	0	0	.000	0	0	.000	2	4	6	2.7	4	0	2	0	2	2	4.7
LSU*	2/13	*	13	1	1	1.000	0	0	.000	2	2	1.000	0	4	4	2.7	4	1	0	0	0	4	4.7
at Kentucky*																							
at Auburn*																							
ARKANSAS*																							
FLORIDA*																							
at Texas A&M*																							


* indicates Southeastern Conference opponent

GIDDENS' CAREER STATS

YEAR	GP	GS	MIN	AVG	FG	FGA	PCT	3FG	3FGA	PCT	FT	FTA	PCT	OFF	DEF	TOT	AVG	PF	FO	AST	TO	BLK	STL	PTS	AVG
2015-16*	33	7	599	18.2	51	110	.464	0	1	.000	25	57	.439	49	70	119	3.6	108	3	9	33	50	17	127	3.8
2017-18	26	16	367	14.1	49	84	.583	0	0	.000	23	39	.590	19	52	71	2.7	80	2	7	26	31	11	121	4.7
TOTAL	59	23	966	16.4	100	194	.515	0	1	.000	48	96	.500	68	122	190	3.2	188	5	16	59	81	28	248	4.2

GIDDENS' CAREER SEC STATS

YEAR	GP	GS	MIN	AVG	FG	FGA	PCT	3FG	3FGA	PCT	FT	FTA	PCT	OFF	DEF	TOT	AVG	PF	FO	AST	TO	BLK	STL	PTS	AVG
2017-18	13	9	195	15.0	23	38	.605	0	0	.000	16	22	.727	9	19	28	2.2	46	1	4	12	12	8	62	4.8
TOTAL	13	9	195	15.0	23	38	.605	0	0	.000	16	22	.727	9	19	28	2.2	46	1	4	12	12	8	62	4.8



5 Avery Johnson Jr.

JUNIOR

Guard • 5-11 • 187 • Houston, Texas
Plano West HS

CAREER HIGHS

Points	23	at South Carolina (2/7/17)
Rebounds	6	at South Carolina (2/7/17)
Assists	6	3X, last vs. Mississippi State (3/9/17)
Steals	3	4X, last vs. Lipscomb (11/14/17)
Blocks	1	2x, last vs. Auburn (1/17/18)
Minutes	44	at South Carolina (2/7/17)
Field Goals	9	at South Carolina (2/7/17)
FG Att.	21	at South Carolina (2/7/17)
3-Point FG	5	at South Carolina (2/7/17)
3-Point Att.	10	at South Carolina (2/7/17)
Free Throws	5	vs. Clemson (12/18/16)
FT Att.	6	2X, last vs. Clemson (12/18/16)

2017-18 SEASON HIGHS

Points	13	vs. Memphis (11/10/17)
Rebounds	4	Alabama A&M (11/17/17)
Assists	5	Alabama A&M (11/17/17)
Steals	3	Lipscomb (11/14/17)
Blocks	1	vs. Auburn (1/17/18)
Minutes	22	2x, last at Georgia (1/6/18)
Field Goals	4	3x, last at Florida (2/3/18)
FG Att.	8	at Florida (2/3/18)
3-Point FG	2	5x, last vs. South Carolina (1/9/18)
3-Point Att.	5	at Georgia (1/6/18)
Free Throws	4	at Mississippi State (2/6/18)
FT Att.	5	at Mississippi State (2/6/18)

MISCELLANEOUS STATS

CATEGORY	2017-18	CAREER
Double-digit scoring	3	13
20+ point games		1
Double-digit rebounding		
Double-doubles		
Led UA in scoring	4	
Led UA in rebounding	1	
Led UA in three-pointers	4	8
Led UA in assists	1	8
Led UA in steals	4	12
Led UA in blocks		
5+ assist games		3
3+ three-pointers		2
3+ steal games	1	4
3+ block games		

2017-18 (JUNIOR SEASON)

- Scored 13 points in 22 minutes off the bench and went 2-for-3 from beyond the arc in the season opener against Memphis (11/10)
- Went 4-of-6 from the floor to total 10 points, while adding two rebounds and two assists in 16 minutes off the bench vs. South Carolina (1/9)
- Put up 10 points while adding two rebounds, two assists and two steals in 21 minutes off the bench at then-No. 23 Florida (2/3)
- Went 3-for-4 from the field to score nine points in the home opener vs. Lipscomb (11/14)
- Provided an offensive spark off the bench in the win against UT Arlington (11/21) scoring eight points in 13 minutes
- Scored three points in 10 minutes off the bench against BYU (11/24)
- Totaled five points in 11 minutes off the bench vs. LSU (1/13)
- Scored two points and grabbed three rebounds while recording one steal in 12 minutes off the bench vs. then-No. 5 Texas A&M (12/30)
- Led the team in three-pointers made (2-of-3) to total six points, while adding two rebounds against Vanderbilt (1/2)
- Scored eight points while adding a team-high two steals in 22 minutes off the bench vs. Georgia (1/6)
- Went 4-of-5 from the free-throw line to total nine points, while adding two rebounds at Mississippi State (2/6)
- Named the team's Most Improved Player in 2016-17
- Saw action in 34 games making six starts
- Ranked fifth on team in scoring (6.9 ppg) and three-point field goal percentage (.311), while also ranking second in free throw percentage (.762)
- Established career highs in points (23), rebounds (6), assists (6), minutes (44), field goals made (9) and attempted (21) and threes made (5) and attempted (10), in Alabama's 40T win over South Carolina (2/7)
- Led Alabama in scoring with 17 points and matched his career-high three steals against Clemson (12/18)
- Led the team in scoring (13 pts) and matched his career highs in rebounds (5) and field goals made (5) in Alabama's win over Mississippi State (1/3)
- Had one of his best all around games in the SEC Tournament opening win against Mississippi State (3/9), finishing with 10 points, six assists and a career-high tying five rebounds



JOHNSON'S 2017-18 GAME-BY-GAME STATS

Opponent	Date	GS	Min	FG	FGA	Pct	3FG	FGA	Pct	FT	FTA	Pct	Off	Def	Tot	Avg	PF	A	TO	Blk	Stl	Pts	Avg
vs. Memphis	11/10		22	4	6	.667	2	3	.667	3	4	.750	2	0	2	2.0	2	0	2	0	0	13	13.0
LIPSCOMB	11/14		20	3	4	.750	1	1	1.000	2	2	1.000	0	0	0	1.0	1	1	0	0	3	9	11.0
ALABAMA A&M	11/17		18	0	4	.000	0	2	.000	0	0	.000	0	4	4	2.0	3	5	0	0	2	0	7.3
UT ARLINGTON	11/21		13	3	7	.429	2	4	.500	0	0	.000	0	1	1	1.8	1	1	1	0	0	8	7.5
vs. BYU	11/24		10	1	3	.333	1	1	1.000	0	0	.000	0	0	0	1.3	4	0	0	0	0	3	6.4
vs. Minnesota	11/25		7	1	1	1.000	0	0	.000	0	2	.000	1	1	2	1.5	0	0	1	0	0	2	5.8
LOUISIANA TECH	11/29		17	1	4	.250	0	2	.000	0	0	.000	0	1	1	1.4	1	1	1	0	1	2	5.3
UCF	12/3		12	1	3	.333	0	1	.000	0	0	.000	0	0	0	1.3	2	0	0	0	0	2	4.9
RHODE ISLAND	12/6		13	1	4	.250	0	0	.000	2	2	1.000	0	0	0	1.1	3	0	2	0	1	4	4.8
at Arizona	12/9		7	0	2	.000	0	1	.000	0	0	.000	0	0	0	1.0	1	1	0	0	0	0	4.3
vs. Mercer	12/19		12	1	6	.167	0	4	.000	0	0	.000	1	0	1	1.0	1	0	0	0	0	2	4.1
TEXAS	12/22		9	1	3	.333	0	1	.000	0	0	.000	0	1	1	1.0	1	0	0	0	0	2	3.9
TEXAS A&M*	12/30		12	0	3	.000	0	1	.000	2	2	1.000	1	2	3	1.2	2	0	1	0	1	2	3.8
at Vanderbilt*	1/2		19	2	4	.500	2	3	.667	0	0	.000	0	2	2	1.2	1	0	1	0	0	6	3.9
at Georgia*	1/6		22	2	7	.286	2	5	.400	2	2	1.000	0	1	1	1.2	2	1	1	0	2	8	4.2
SOUTH CAROLINA*	1/9		16	4	6	.667	2	4	.500	0	0	.000	0	2	2	1.3	1	2	0	0	0	10	4.6
at LSU*	1/13		11	1	4	.250	1	3	.333	2	2	1.000	0	0	0	1.2	2	0	0	0	0	5	4.6
AUBURN*	1/17		15	1	4	.250	0	3	.000	0	0	.000	0	1	1	1.2	3	1	1	1	0	2	4.4
MISSISSIPPI STATE*	1/20		16	2	3	.667	1	2	.500	0	0	.000	0	1	1	1.2	1	0	1	0	0	5	4.4
at Ole Miss*	1/23		23	1	5	.200	0	3	.000	0	0	.000	0	1	1	1.2	2	1	0	0	0	2	4.3
OKLAHOMA	1/27		8	1	2	.500	0	1	.000	2	2	1.000	0	0	0	1.1	0	0	1	0	0	4	4.3
MISSOURI*	1/31		7	1	3	.333	0	1	.000	0	0	.000	0	0	0	1.0	0	0	0	0	0	2	4.2
at Florida*	2/3		21	4	8	.500	1	2	.500	1	3	.333	2	0	2	1.1	1	2	0	0	2	10	4.6
at Mississippi State*	2/6		15	2	3	.667	1	2	.500	4	5	.800	1	1	2	1.1	3	0	0	0	0	9	4.7
TENNESSEE*	2/10		16	0	4	.000	0	1	.000	0	0	.000	0	1	1	1.2	3	1	2	0	0	2	4.6
LSU*	2/13		15	0	2	.000	0	1	.000	2	2	1.000	0	0	0	1.1	2	2	1	0	0	2	4.5
at Kentucky*																							
at Auburn*																							
ARKANSAS*																							
FLORIDA*																							
at Texas A&M*																							

* indicates Southeastern Conference opponent

JOHNSON'S CAREER STATS

YEAR	GP	GS	MIN	AVG	FG	FGA	PCT	3FG	3FGA	PCT	FT	FTA	PCT	OFF	DEF	TOT	AVG	PF	FO	AST	TO	BLK	STL	PTS	AVG
2014-15*	13	0	56	4.3	7	20	.350	1	6	.167	3	5	.600	0	3	3	0.2	8	0	1	2	0	0	18	1.4
2016-17	34	6	657	19.3	84	254	.331	33	106	.311	32	42	.762	11	46	57	1.7	58	0	49	36	1	25	233	6.9
2017-18	26	0	376	14.5	38	105	.362	16	52	.308	24	30	.800	9	20	29	1.1	43	0	19	16	1	12	116	4.5
TOTAL	73	6	1089	14.9	129	379	.340	50	164	.305	59	77	.766	20	69	89	1.2	109	0	69	54	2	37	367	5.0

* indicates stats from Texas A&M

JOHNSON'S CAREER SEC STATS

YEAR	GP	GS	MIN	AVG	FG	FGA	PCT	3FG	3FGA	PCT	FT	FTA	PCT	OFF	DEF	TOT	AVG	PF	FO	AST	TO	BLK	STL	PTS	AVG
2014-15*	4	0	6	1.5	0	0	.000	0	0	.000	1	2	.500	0	0	0	0.0	2	0	1	0	0	0	1	0.3
2016-17	18	4	358	19.9	43	149	.289	18	63	.286	14	19	.737	7	22	29	1.6	26	0	17	19	0	13	118	6.6
2017-18	13	0	208	16.0	20	56	.357	10	31	.323	15	18	.833	5	12	17	1.3	23	0	10	8	1	5	65	5.0
TOTAL	35	4	572	16.3	63	205	.307	28	94	.298	30	39	.769	12	34	46	1.3	51	0	28	27	1	18	184	5.3



10 Herbert Jones

FRESHMAN

Guard • 6-7 • 200 • Greensboro, Ala.
Hale County HS

CAREER HIGHS

Points	14	Oklahoma (1/27/18)
Rebounds	9	2x, last vs. Texas A&M (12/30/17)
Assists	4	2x, last vs. Auburn (1/17/18)
Steals	5	UCF (12/3/17)
Blocks	2	4x, last vs. South Carolina (1/9/18)
Minutes	34	UT Arlington (11/21/17)
Field Goals	6	Oklahoma (1/27/18)
FG Att.	10	Oklahoma (1/27/18)
3-Point FG	2	vs. Memphis (11/10/17)
3-Point Att.	3	2x, last vs. LSU (2/13/18)
Free Throws	4	vs. Memphis (11/10/17)
FT Att.	6	vs. Memphis (11/10/17)

2017-18 SEASON HIGHS

Points	14	Oklahoma (1/27/18)
Rebounds	9	2x, last vs. Texas A&M (12/30/17)
Assists	4	2x, last vs. Auburn (1/17/18)
Steals	5	UCF (12/3/17)
Blocks	2	4x, last vs. South Carolina (1/9/18)
Minutes	34	UT Arlington (11/21/17)
Field Goals	6	Oklahoma (1/27/18)
FG Att.	10	Oklahoma (1/27/18)
3-Point FG	2	vs. Memphis (11/10/17)
3-Point Att.	3	2x, last vs. LSU (2/13/18)
Free Throws	4	vs. Memphis (11/10/17)
FT Att.	6	vs. Memphis (11/10/17)

MISCELLANEOUS STATS

CATEGORY	2017-18	CAREER
Double-digit scoring	3	3
20+ point games		
Double-digit rebounding		
Double-doubles		
Led UA in scoring		
Led UA in rebounding	4	4
Led UA in three-pointers		
Led UA in assists	4	4
Led UA in steals	6	6
Led UA in blocks	2	2
5+ assist games		
3+ three-pointers		
3+ steal games	5	5
3+ block games		

2017-18 (FRESHMAN SEASON)

- Leads the team and is ranked seventh in the league in steals (35, 1.3 spg) while ranking first in the SEC with 20 charges taken, which is a school record
- Made his collegiate debut in the season opener against Memphis (11/10), earning the start and finished with 12 points and five rebounds in 27 minutes
- Scored a career high of 14 points and led the team in assists (3) and steals (2) while adding five rebounds and a block vs. then-No. 12 Oklahoma (1/27)
- Scored six points and snatched three rebounds in the home opener against the Lipscomb (11/14)
- Grabbed a team-high eight rebounds to go along with seven points and three assists against Alabama A&M (11/17)
- Turned in an outstanding effort on both sides of the court, totaling seven points, nine rebounds and four steals to go along with drawing four charges vs. UT Arlington (11/21)
- Put up six points and five rebounds to go along with two steals in 20 minutes off the bench vs. Louisiana Tech (11/29)
- Led the team with season highs in steals (5) and assists (4) while scoring four points against UCF (12/3)
- Led the team in rebounds (9) while totaling four points, two assists and one block vs. then-No. 5 Texas A&M
- Scored six points to go along with three rebounds, two blocks and one assist vs. Vanderbilt (1/2)
- Led the team in steals (4) while adding five points, five rebounds, two assists and two blocks vs. South Carolina (1/9)
- Scored five points to go along with six rebounds and two steals against LSU (1/13)
- Led the team in steals (4) and assists (4) while totaling 11 points, seven rebounds and a block vs. No. 17 Auburn (1/17)
- Totaled seven points to go along with two rebounds, three assists and one steal vs. Ole Miss (1/23)
- Scored six points while adding one rebound and a block at then-No. 23 Florida (2/3)
- Put up seven points to go along with two rebounds, two assists and a team high of three steals vs. then-No. 15 Tennessee (2/10)
- Played under his father, Walter Sr., at Sunshine before the school closed in 2015
- Ranked the No. 30 shooting guard in the nation according to 247Sports.com
- Ranked the No. 2 prospect in the state of Alabama by Hoopseen.com
- A three-time first-team all-state honoree (ASWA)
- Earned 1A Honorable Mention All-State Team honors in 2015 and 3A second team all-state honors in 2016
- Selected as the 4A State Player of the Year and named to the Class 4A All-State first team as a senior (ASWA)
- Led his team to the 2017 state championship and was the Most Outstanding Player of the tournament
- Averaged 16.5 points, 8.2 rebounds and 4.0 assists per game as a senior
- Selected to play in the 2017 Alabama-Mississippi All-Star Game alongside Alex Reese (Alabama) and Galin Smith (Mississippi)



JONES' 2017-18 GAME-BY-GAME STATS

Opponent	Date	GS	Min	FG	FGA	Pct	3FG	FGA	Pct	FT	FTA	Pct	Off	Def	Tot	Avg	PF	A	TO	Blk	Stl	Pts	Avg
vs. Memphis	11/10	*	27	3	8	.375	2	2	1.000	4	6	.667	1	4	5	5.0	3	1	3	2	2	12	12.0
LIPSCOMB	11/14		25	2	4	.500	0	1	.000	2	2	1.000	0	3	3	4.0	4	0	0	1	0	6	9.0
ALABAMA A&M	11/17		23	2	6	.333	0	1	.000	3	4	.750	3	5	8	5.3	2	3	0	0	0	7	8.3
UT ARLINGTON	11/21		34	3	3	1.000	1	1	1.000	0	0	.000	0	9	9	6.3	4	3	4	0	4	7	8.0
vs. BYU	11/24		22	1	3	.333	0	0	.000	1	2	.500	1	3	4	5.7	2	3	3	1	1	3	7.0
vs. Minnesota	11/25	*	8	0	1	.000	0	0	.000	2	2	1.000	0	0	0	4.8	1	0	2	0	0	2	6.2
LOUISIANA TECH	11/29		20	2	7	.286	0	1	.000	2	4	.500	2	3	5	4.9	5	1	4	0	2	6	6.1
UCF	12/3	*	27	2	4	.500	0	0	.000	0	2	.000	0	1	1	4.4	2	4	3	0	5	4	5.9
RHODE ISLAND	12/6		31	2	2	1.000	0	0	.000	0	0	.000	0	3	3	4.2	4	1	2	0	1	4	5.7
at Arizona	12/9		14	0	1	.000	0	0	.000	0	0	.000	0	0	0	3.8	5	2	1	0	1	0	5.1
vs. Mercer	12/19		8	0	1	.000	0	0	.000	0	0	.000	0	0	0	3.5	1	2	1	0	0	0	4.6
TEXAS	12/22		8	0	1	.000	0	0	.000	1	2	.500	0	1	1	3.3	2	0	0	0	1	1	4.3
TEXAS A&M*	12/30		21	2	3	.667	0	0	.000	0	2	.000	2	7	9	3.7	2	2	1	1	0	4	4.3
at Vanderbilt*	1/2		21	3	8	.375	0	0	.000	0	0	.000	2	1	3	3.6	2	1	1	2	0	6	4.4
at Georgia*	1/6	*	29	2	7	.286	0	3	.000	0	0	.000	0	4	4	3.7	2	0	3	2	1	4	4.4
SOUTH CAROLINA*	1/9	*	25	2	3	.667	1	1	1.000	0	0	.000	1	4	5	3.8	0	2	1	2	4	5	4.4
at LSU*	1/13	*	25	2	4	.500	1	1	1.000	0	0	.000	3	3	6	3.9	1	0	2	0	2	5	4.5
AUBURN*	1/17	*	25	5	9	.556	0	0	.000	1	2	.500	1	6	7	4.1	5	4	2	1	4	11	4.8
MISSISSIPPI STATE*	1/20	*	30	3	8	.375	0	1	.000	0	0	.000	2	3	5	4.1	1	0	1	1	0	6	4.9
at Ole Miss*	1/23	*	22	3	4	.750	1	1	1.000	0	0	.000	1	1	2	4.0	5	3	1	0	1	7	5.0
OKLAHOMA	1/27		31	6	10	.600	0	1	.000	2	5	.400	1	4	5	4.0	3	3	2	1	2	14	5.4
MISSOURI*	1/31		19	0	4	.000	0	1	.000	0	0	.000	2	2	4	4.0	2	1	2	1	0	0	5.2
at Florida*	2/3		23	2	4	.500	0	0	.000	2	2	1.000	0	1	1	3.9	3	0	2	1	0	6	5.2
at Mississippi State*	2/6		28	0	2	.000	0	1	.000	1	2	.500	0	1	1	3.8	3	0	3	1	0	1	5.0
TENNESSEE*	2/10		17	3	7	.429	1	2	.500	0	0	.000	0	2	2	3.7	0	2	0	0	3	7	5.1
LSU*	2/13		22	1	4	.250	0	3	.000	0	0	.000	2	2	4		4	3	1	1	1	2	
at Kentucky*																							
at Auburn*																							
ARKANSAS*																							
FLORIDA*																							
at Texas A&M*																							

* indicates Southeastern Conference opponent

JONES' CAREER STATS

YEAR	GP	GS	MIN	AVG	FG	FGA	PCT	3FG	3FGA	PCT	FT	FTA	PCT	OFF	DEF	TOT	AVG	PF	FO	AST	TO	BLK	STL	PTS	AVG
2017-18	26	8	585	22.5	51	118	.432	7	21	.333	21	37	.568	24	72	96	3.7	68	4	41	45	18	35	130	5.0
TOTAL	26	8	585	22.5	51	118	.432	7	21	.333	21	37	.568	24	72	96	3.7	68	4	41	45	18	35	130	5.0

JONES' CAREER SEC STATS

YEAR	GP	GS	MIN	AVG	FG	FGA	PCT	3FG	3FGA	PCT	FT	FTA	PCT	OFF	DEF	TOT	AVG	PF	FO	AST	TO	BLK	STL	PTS	AVG
2017-18	13	6	307	23.6	28	67	.418	4	14	.286	4	8	.500	16	36	52	4.0	30	2	18	20	13	16	64	4.9
TOTAL	13	6	307	23.6	28	67	.418	4	14	.286	4	8	.500	16	36	52	4.0	30	2	18	20	13	16	64	4.9



12 Dazon Ingram

SOPHOMORE

Guard • 6-5 • 207 • Theodore, Ala.
Theodore HS

CAREER HIGHS

Points	22	2x, last vs. Louisiana Tech (11/29/17)
Rebounds	14	Rhode Island (12/6/17)
Assists	7	2x, last at LSU (1/14/17)
Steals	5	Auburn (2/4/17)
Blocks	3	at Vanderbilt (1/2/18)
Minutes	37	2x, last vs. Rhode Island (12/6/17)
Field Goals	9	Ole Miss (3/1/17)
FG Att.	12	4x, last vs. Texas A&M (12/30/17)
3-Point FG	3	2x, last at Missouri (2/15/17)
3-Point Att.	6	Texas A&M (12/30/17)
Free Throws	13	Louisiana Tech (11/29/17)
FT Att.	17	Louisiana Tech (11/29/17)

2017-18 SEASON HIGHS

Points	22	Louisiana Tech (11/29/17)
Rebounds	14	Rhode Island (12/6/17)
Assists	6	2x, last vs. Mississippi State (1/20/18)
Steals	3	2x, last vs. LSU (1/13/18)
Blocks	3	at Vanderbilt (1/2/18)
Minutes	37	Rhode Island (12/6/17)
Field Goals	6	Lipscomb (11/14/17)
FG Att.	12	Texas A&M (12/30/17)
3-Point FG	1	5x, last vs. Oklahoma (1/27/18)
3-Point Att.	6	Texas A&M (12/30/17)
Free Throws	13	Louisiana Tech (11/29/17)
FT Att.	17	Louisiana Tech (11/29/17)

MISCELLANEOUS STATS

CATEGORY	2017-18	CAREER
Double-digit scoring	12	33
20+ point games	2	3
Double-digit rebounding	2	4
Double-doubles	2	4
Led UA in scoring	3	10
Led UA in rebounding	10	15
Led UA in three-pointers	1	6
Led UA in assists	10	31
Led UA in steals	6	20
Led UA in blocks	3	8
5+ assist games	5	14
3+ three-pointers	2	2
3+ steal games	2	5
3+ block games	1	1

2017-18 (SOPHOMORE SEASON)

- Ranks second on the team in assists (2.8) and rebounds (5.8) per game
- Matched his career high and tied for the team lead with 22 points against Louisiana Tech (11/29)
- Also led the team in rebounds against the Bulldogs with nine
- Went 11-for-15 from the free-throw line to collect 20 points, his second career 20-point game, along with five assists and five rebounds in the season opener against Memphis (11/10)
- Recorded a double-double with 10 points and a career-high 14 rebounds while delivering two assists in the win against URI (12/6)
- Registered his second double-double of the season by leading the team in four categories including points (18), rebounds (10), assists (3) and steals (3), while adding one block at LSU (1/13)
- Went 10-of-13 from the free throw line to total 16 points while adding three rebounds, two assists and two steals vs. No. 17 Auburn (1/17)
- Was one of four players to score in double digits, collecting 13 points on 6-for-8 shooting from the field, while collecting a season-best seven rebounds and matched season-high with five assists vs. Lipscomb (11/14)
- Collected 10 points and six rebounds while totaling four assists in the win against Alabama A&M (11/17)
- Dropped 13 points to go along with three assists and three rebounds vs. BYU (11/24)
- Recorded season-highs in assists (6) and steals (2) while totaling 10 points and seven rebounds at Arizona (12/9)
- Scored four points and totaled two rebounds and three assists in 25 minutes against then-No. 14 Minnesota (11/25)
- Led the team in rebounds (8) and went 5-of-6 from the free throw line to total 11 points in the win against Mercer (12/19)
- Led UA in rebounds (8) while totaling six points and three assists vs. Texas (12/22)
- Led the team in assists (3) and steals (3) while scoring 16 points and snatching six rebounds vs. then-No. 5 Texas A&M (12/30)
- Recorded a career-high three blocks and led the team in rebounds (6), while adding nine points and two assists vs. Vanderbilt (1/2)
- Led the team in rebounds (8) and assists (6) while adding seven points vs. Mississippi State (1/20)
- Scored 10 points while leading the team in rebounds (8) and assists (5) vs. Ole Miss (1/23)
- Totaled eight points, three rebounds and one steal while leading the team in assists (3) vs. then-No. 12 Oklahoma (1/27)
- Scored 10 points while adding four rebounds one assists, one block and one steal vs. Missouri (1/31)
- Totaled eight points, seven rebounds, one assists and one steal at then-No. 23 Florida (2/3)



INGRAM'S 2017-18 GAME-BY-GAME STATS

Opponent	Date	GS	Min	FG	FGA	Pct	3FG	3FGA	Pct	FT	FTA	Pct	Off	Def	Tot	Avg	PF	A	TO	Blk	Stl	Pts	Avg
vs. Memphis	11/10	*	33	4	10	.400	1	3	.333	11	15	.733	0	5	5	5.0	4	5	3	0	1	20	20.0
LIPSCOMB	11/14	*	27	6	8	.750	0	0	.000	1	3	.333	0	7	7	6.0	2	5	4	1	1	13	16.5
ALABAMA A&M	11/17	*	22	4	6	.667	1	2	.500	1	3	.333	1	5	6	6.0	3	4	3	1	1	10	14.3
UT ARLINGTON	11/21	*	29	1	4	.250	0	1	.000	4	8	.500	1	3	4	5.5	1	1	2	1	1	6	12.3
vs. BYU	11/24	*	31	5	9	.556	0	2	.000	3	4	.750	1	2	3	4.8	2	3	1	0	0	13	12.4
vs. Minnesota	11/25	*	25	2	5	.400	0	1	.000	0	1	.000	0	2	2	4.5	5	3	2	1	1	4	11.0
LOUISIANA TECH	11/29	*	32	4	7	.571	1	1	1.000	13	17	.765	1	8	9	5.1	2	0	3	0	0	22	12.6
UCF	12/3	*	33	2	6	.333	0	0	.000	2	2	1.000	2	5	7	5.4	3	4	3	0	0	6	11.8
RHODE ISLAND	12/6	*	37	2	6	.333	0	1	.000	6	11	.545	3	10	14	6.3	3	2	4	0	0	10	11.6
at Arizona	12/9	*	34	2	10	.200	1	2	.500	5	6	.833	0	7	7	6.4	4	6	0	0	2	10	11.4
vs. Mercer	12/19	*	30	3	10	.300	0	4	.000	5	6	.833	3	5	8	6.5	5	1	2	0	2	11	11.4
TEXAS	12/22	*	34	2	8	.250	0	1	.000	2	2	1.000	0	8	8	6.7	0	3	2	0	1	6	10.9
TEXAS A&M*	12/30	*	30	5	12	.417	1	6	.167	5	6	.833	0	6	6	6.6	3	3	3	0	3	16	11.3
at Vanderbilt*	1/2	*	29	2	4	.500	0	1	.000	5	6	.833	0	6	6	6.6	1	2	2	3	0	9	11.1
at Georgia*	1/6																						
DNP- ILLNESS																							
SOUTH CAROLINA*	1/9		17	1	4	.250	0	1	.000	2	2	1.000	0	3	3	6.3	1	2	1	0	0	4	10.7
at LSU*	1/13	*	32	4	5	.800	0	1	.000	10	10	1.000	0	10	10	6.6	2	3	1	1	3	18	11.1
AUBURN*	1/17	*	35	3	10	.300	0	1	.000	10	13	.769	0	3	3	6.4	3	2	5	0	2	16	11.4
MISSISSIPPI STATE*	1/20	*	29	0	2	.000	0	0	.000	7	10	.700	1	7	8	6.4	4	6	3	0	1	7	11.2
at Ole Miss*	1/23	*	26	3	8	.375	0	2	.000	4	4	1.000	2	6	8	6.5	3	5	2	0	0	10	11.1
OKLAHOMA	1/27	*	25	2	4	.500	1	1	1.000	3	4	.750	0	3	3	6.4	3	3	1	0	1	8	11.0
MISSOURI*	1/31	*	33	3	6	.500	1	2	.500	3	5	.600	0	4	4	6.2	3	1	0	1	1	10	10.9
at Florida*	2/3	*	32	4	7	.571	0	1	.000	0	3	.000	0	7	7	6.3	1	1	4	0	1	8	10.8
at Mississippi State*	2/6	*	12	0	1	.000	0	0	.000	0	0	.000	0	1	1	6.0	2	0	4	0	0	0	10.3
TENNESSEE*	2/10	*	25	3	5	.600	0	1	.000	0	0	.000	0	4	4	6.0	2	2	1	0	1	6	10.1
LSU*	2/13	*	25	2	5	.400	2	3	.667	1	2	.500	0	2	2	5.8	0	3	0	0	0	7	10.0
at Kentucky*																							
at Auburn*																							
ARKANSAS*																							
FLORIDA*																							
at Texas A&M*																							

* indicates Southeastern Conference opponent

INGRAM'S CAREER STATS

YEAR	GP	GS	MIN	AVG	FG	FGA	PCT	3FG	3FGA	PCT	FT	FTA	PCT	OFF	DEF	TOT	AVG	PF	FO	AST	TO	BLK	STL	PTS	AVG
2015-16	7	7	179	25.6	20	37	.541	1	2	.500	13	22	.591	6	35	41	5.9	24	2	23	24	3	8	54	7.7
2016-17	34	34	934	27.5	118	227	.520	21	49	.429	103	156	.660	35	117	152	4.5	89	4	113	85	8	30	360	10.6
2017-18	25	23	717	28.7	69	162	.426	9	38	.237	103	143	.720	15	130	145	5.8	62	2	70	56	9	23	250	10.0
TOTAL	66	64	1830	27.7	207	426	.486	31	89	.348	219	321	.682	56	282	338	5.1	175	8	206	165	20	61	664	10.1

INGRAM'S CAREER SEC STATS

YEAR	GP	GS	MIN	AVG	FG	FGA	PCT	3FG	3FGA	PCT	FT	FTA	PCT	OFF	DEF	TOT	AVG	PF	FO	AST	TO	BLK	STL	PTS	AVG
2015-16																									
2016-17	18	18	497	27.6	58	118	.492	13	26	.500	63	97	.649	17	63	80	4.4	50	3	55	55	4	16	192	10.7
2017-18	12	11	325	27.1	30	69	.435	4	19	.211	47	61	.770	3	59	62	5.2	25	0	30	26	5	12	111	9.3
TOTAL	30	29	822	27.4	88	187	.471	17	45	.378	110	158	.696	20	122	142	4.7	75	3	85	81	9	28	303	10.1



22 Ar'Mond Davis

SENIOR

Guard • 6-6 • 202 • Tacoma, Wash.
Foss HS

CAREER HIGHS

Points	19	at South Carolina (2/7/17)
Rebounds	5	Georgia (2/23/17)
Assists	1	4X, last vs. Richmond (3/14/17)
Steals	2	2X, last at Texas A&M (2/25/17)
Blocks	2	at Arkansas (2/1/17)
Minutes	38	at South Carolina (2/7/17)
Field Goals	7	Georgia (2/23/17)
FG Att.	18	Georgia (2/23/17)
3-Point FG	5	Ball State (11/18/16)
3-Point Att.	9	Georgia (2/23/17)
Free Throws	6	at Arkansas (2/1/17)
FT Att.	6	2X, last at South Carolina (2/7/17)

2017-18 SEASON HIGHS

Points	
Rebounds	
Assists	
Steals	
Blocks	
Minutes	
Field Goals	
FG Att.	
3-Point FG	
3-Point Att.	
Free Throws	
FT Att.	

MISCELLANEOUS STATS

CATEGORY	2017-18	CAREER
Double-digit scoring		10
20+ point games		
Double-digit rebounding		
Double-doubles		
Led UA in scoring	3	
Led UA in rebounding		
Led UA in three-pointers	7	
Led UA in assists		
Led UA in steals	5	
Led UA in blocks	1	
5+ assist games		
3+ three-pointers	5	
3+ steal games		
3+ block games		

2017-18 (SENIOR SEASON)

- Sidelined and has yet to see any action
- Played in 32 contests in 2016-17 season
- Ranked fourth on the team in made three-pointers (32) and was third in threes attempted (129)
- Was fifth on the team in scoring (6.9 ppg)
- Finished the year with 10 double-figure scoring contests on the season
- Collected career-highs in scoring (19 pts), minutes played (38), field goals (6), field goals attempted (12), and free throws attempted (6) in Alabama's 40T victory over South Carolina (2/7)
- Recorded 15 points in the Tide's win over LSU (2/18)
- Established new career-highs in rebounds (5), made field goals (7), field goals attempted (18) and three-pointers attempted (9), while leading Alabama in scoring (17 pts) against Georgia (2/23)
- Registered 17 points on 6-of-11 shooting from the floor and five treys in the Tide's victory over Ball State (11/18)
- Provided a second half spark to lead a come-from-behind win over Vanderbilt (1/7), scoring 12 points on three treys in just 14 minutes of action – all coming in the final 20 minutes of play
- Finished with 11 points while recording two steals at Texas A&M (2/25)
- Led Alabama in blocks (2), while registering a career-high in free-throws made (6) and attempted (6) to finish with 10 points at Arkansas (2/1)
- Reached double figures with 10 points against No. 23 Florida (1/10)
- Scored 10 points in 14 minutes of play in the win over Charleston Southern (11/29)
- Reached double figures with 10 points against Oregon (12/11)
- Recorded seven points in seven minutes of play against Dayton (11/15)
- Scored his first career points (3) at Alabama in the Crimson Tide's season opener against Coastal Carolina (11/11)
- Tallied his first career assist at Alabama in the Tide's win over Saint Louis (11/23)



DAVIS' 2017-18 GAME-BY-GAME STATS

Opponent	Date	GS	Min	FG	FGA	Pct	3FG	3FGA	Pct	FT	FTA	Pct	Off	Def	Tot	Avg	PF	A	TO	Blk	Stl	Pts	Avg
vs. Memphis	11/10																						
LIPSCOMB	11/14																						
ALABAMA A&M	11/17																						
UT ARLINGTON	11/21																						
vs. BYU	11/24																						
vs. Minnesota	11/25																						
LOUISIANA TECH	11/29																						
UCF	12/3																						
RHODE ISLAND	12/6																						
at Arizona	12/9																						
vs. Mercer	12/19																						
TEXAS	12/22																						
TEXAS A&M*	12/30																						
at Vanderbilt*	1/2																						
at Georgia*	1/6																						
SOUTH CAROLINA*	1/9																						
at LSU*	1/13																						
AUBURN*	1/17																						
MISSISSIPPI STATE*	1/20																						
at Ole Miss*	1/23																						
OKLAHOMA	1/27																						
MISSOURI*	1/31																						
at Florida*	2/3																						
at Mississippi State*	2/6																						
TENNESSEE*	2/10																						
LSU*	2/13																						
at Kentucky*																							
at Auburn*																							
ARKANSAS*																							
FLORIDA*																							
at Texas A&M*																							

* indicates Southeastern Conference opponent

DAVIS' CAREER STATS

YEAR	GP	GS	MIN	AVG	FG	FGA	PCT	3FG	3FGA	PCT	FT	FTA	PCT	OFF	DEF	TOT	AVG	PF	FO	AST	TO	BLK	STL	PTS	AVG
2016-17	32	0	440	13.8	67	202	.332	32	120	.267	27	33	.818	7	40	47	1.5	22	0	4	20	2	13	193	6.0
2017-18	0	0	0	0.0	0	0	.000	0	0	.000	0	0	.000	0	0	0	0.0	0	0	0	0	0	0	0	0.0
TOTAL	32	0	440	13.8	67	202	.332	32	120	.267	27	33	.818	7	40	47	1.5	22	0	4	20	2	13	193	6.0

DAVIS' CAREER SEC STATS

YEAR	GP	GS	MIN	AVG	FG	FGA	PCT	3FG	3FGA	PCT	FT	FTA	PCT	OFF	DEF	TOT	AVG	PF	FO	AST	TO	BLK	STL	PTS	AVG
2016-17	16	0	238	14.9	39	108	.361	19	65	.292	17	21	.810	5	18	23	1.4	16	0	0	9	2	7	114	7.1
2017-18	0	0	0	0.0	0	0	.000	0	0	.000	0	0	.000	0	0	0	0.0	0	0	0	0	0	0	0	0.0
TOTAL	16	0	238	14.9	39	108	.361	19	65	.292	17	21	.810	5	18	23	1.4	16	0	0	9	2	7	114	7.1



23 John Petty

FRESHMAN

Guard • 6-5 • 195 • Huntsville, Ala.
Mae Jemison HS

CAREER HIGHS

Points	30	Alabama A&M (11/17/17)
Rebounds	6	Lipscomb (11/14/17)
Assists	4	4x, last vs. Tennessee (2/10/18)
Steals	2	vs. BYU (11/24/17)
Blocks	2	2x, last vs. Tennessee (2/10/18)
Minutes	35	2x, last vs. Mississippi State (1/20/18)
Field Goals	10	Alabama A&M (11/17/17)
FG Att.	14	3x, last vs. Auburn (1/17/18)
3-Point FG	10	Alabama A&M (11/17/17)
3-Point Att.	13	2x, last vs. Auburn (1/17/18)
Free Throws	3	3x, last vs. Tennessee (2/10/18)
FT Att.	5	Rhode Island (12/6/17)

2017-18 SEASON HIGHS

Points	30	Alabama A&M (11/17/17)
Rebounds	6	Lipscomb (11/14/17)
Assists	4	4x, last vs. Tennessee (2/10/18)
Steals	2	vs. BYU (11/24/17)
Blocks	2	2x, last vs. Tennessee (2/10/18)
Minutes	35	2x, last vs. Mississippi State (1/20/18)
Field Goals	10	Alabama A&M (11/17/17)
FG Att.	14	3x, last vs. Auburn (1/17/18)
3-Point FG	10	Alabama A&M (11/17/17)
3-Point Att.	13	2x, last vs. Auburn (1/17/18)
Free Throws	3	3x, last vs. Tennessee (2/10/18)
FT Att.	5	Rhode Island (12/6/17)

MISCELLANEOUS STATS

CATEGORY	2017-18	CAREER
Double-digit scoring	14	14
20+ point games	2	2
Double-digit rebounding		
Double-doubles		
Led UA in scoring	6	6
Led UA in rebounding		
Led UA in three-pointers	18	18
Led UA in assists	4	4
Led UA in steals	2	2
Led UA in blocks	1	1
5+ assist games		
3+ three-pointers	11	11
3+ steal games		
3+ block games		

2017-18 (FRESHMAN SEASON)

- Ranks fourth in the league in three-pointers made (67) and in threes made per game (2.6), while ranking 10th in the conference in 3-point field goal percentage (.381)
- A two-time SEC freshman of the week (Nov. 20 and Jan. 1), to become the first Alabama player to achieve the feat since JaMychal Green in 2009
- Set a new school record by knocking down 10 three-pointers to total a team-high 30 points against Alabama A&M (11/17)
- Petty's 10 three-pointers tied for fourth all-time in Southeastern Conference history while his percentage (76.9, 10-of-13) was the highest in league history by any player who has made at least 10 threes in a game
- Drilled 8-of-13 three pointers from beyond the arc to score a game-high 27 points while adding two assists and a rebound vs. No. 17 Auburn (1/17)
- Made his first collegiate start in the season opener against Memphis (11/10) and finished with 11 points – all coming in the second half – in 29 minutes
- Was one of four players to score in double digits, totaling 14 points, while adding three assists and six rebounds in the home opener against Lipscomb (11/14)
- Shot 4-of-7 from deep to reach double digits (16 points) in 34 minutes in the win against BYU (11/24)
- Totaled 12 points, one steal and one assist against UCF (12/3)
- Led the team in assists (4) and reached double figures with 12 points in the win against Rhode Island (12/6)
- Dropped 18 points to go along with four rebounds, three assists, one block and one steal vs. Mercer (12/19)
- Scored a team-high 14 points to go along with two rebounds and one assist against Texas (12/22)
- Scored a team-high 18 points on 5-of-9 shooting from beyond the arc to go along with three assists, two blocks and four rebounds against then-No. 5 Texas A&M (12/30)
- Led the team with 15 points to go along with four rebounds, three assists and one steal vs. South Carolina (1/9)
- Scored nine points while adding four rebounds, four assists and a steal against Mississippi State (1/20)
- Went 3-of-4 from beyond the arc to total nine points, while adding three rebounds, one assist and a steal vs. then-No. 12 Oklahoma (1/27)
- Scored 14 points on 3-of-4 shooting from beyond the arc while totaling two rebounds, four assists and two blocks vs. then-No. 15 Tennessee (2/10)
- Went 3-of-3 from beyond the arc to total 11 points, while adding five rebounds and an assists against LSU (2/13)
- Played his first three years at J.O. Johnson High School under Jack Doss before finishing his high school career at Jemison High School in Huntsville
- A consensus five-star recruit and a top-30 player in the nation
- Named Mr. Basketball for the state of Alabama in both 2016 and 2017, just the third person in the award's history to win it twice
- The top player in the state, the No. 3 shooting guard in the southern region and top shooting guard in Alabama according to Scout.com
- Listed at No. 21 in the ESPN.com Top 100 prospects
- Two-time Gatorade Alabama Player of the Year and named Huntsville Region Player of the Year in 2016 and 2017
- Won three consecutive state championships while taking home state tournament MVP honors for three straight seasons
- Selected to play in 2017 Jordan Brand Classic National All-Star Game alongside teammate Collin Sexton



PETTY'S 2017-18 GAME-BY-GAME STATS

Opponent	Date	GS	Min	FG	FGA	Pct	3FG	FGA	Pct	FT	FTA	Pct	Off	Def	Tot	Avg	PF	A	TO	Blk	Stl	Pts	Avg	
vs. Memphis	11/10	*	29	4	14	.289	3	10	.300	0	0	.000	1	0	1	1.0	3	2	0	0	0	11	11.0	
LIPSCOMB	11/14	*	33	6	11	.545	2	7	.286	0	2	.000	0	6	6	3.5	0	3	3	0	0	14	12.5	
ALABAMA A&M	11/17	*	26	10	13	.769	10	13	.769	0	0	.000	0	4	4	3.7	0	1	4	0	0	30	18.3	
UT ARLINGTON	11/21	*	32	3	11	.273	2	10	.200	0	0	.000	1	1	2	3.3	1	2	4	0	1	8	15.8	
vs. BYU	11/24	*	34	6	12	.500	4	7	.571	0	0	.000	0	1	1	2.9	1	1	1	1	1	2	16	15.8
vs. Minnesota	11/25	*	23	2	6	.333	1	4	.250	0	0	.000	1	1	2	2.7	0	0	2	1	0	5	14.0	
LOUISIANA TECH	11/29	*	19	1	3	.333	0	2	.000	0	0	.000	0	3	3	2.7	1	4	2	0	1	2	12.3	
UCF	12/3	*	33	4	12	.333	2	9	.222	2	4	.500	0	0	2	4	1	1	2	0	1	12	12.3	
RHODE ISLAND	12/6	*	34	4	9	.200	1	5	.200	3	5	.600	1	1	2	2.3	0	4	5	0	0	12	12.2	
at Arizona	12/9	*	35	4	13	.308	4	10	.400	1	2	.500	0	3	3	2.4	2	3	1	0	0	13	12.3	
vs. Mercer	12/19	*	32	6	14	.429	4	11	.364	2	4	.500	0	4	4	2.5	0	3	2	1	1	18	12.8	
TEXAS	12/22	*	28	5	11	.455	2	6	.333	2	3	.667	0	2	2	2.5	1	1	3	0	0	14	12.9	
TEXAS A&M*	12/30	*	32	6	10	.600	5	9	.556	1	1	1.000	0	4	4	2.6	1	3	2	2	0	18	13.3	
at Vanderbilt*	1/2	*	28	1	6	.167	0	3	.000	0	0	.000	0	1	1	2.5	0	1	1	0	1	2	12.5	
at Georgia*	1/6	*	29	1	8	.125	1	7	.143	0	0	.000	0	0	0	2.3	0	1	0	1	1	3	11.9	
SOUTH CAROLINA*	1/9	*	26	5	8	.625	3	6	.500	2	2	1.000	1	3	4	2.4	2	3	3	0	1	15	12.1	
at LSU*	1/13	*	26	2	8	.250	2	7	.286	0	0	.000	0	1	1	2.4	1	0	1	0	1	6	11.7	
AUBURN*	1/17	*	33	9	14	.643	8	13	.615	1	2	.500	0	1	1	2.3	1	2	3	0	0	27	12.6	
MISSISSIPPI STATE*	1/20	*	35	3	11	.273	2	7	.286	1	2	.500	1	3	4	2.4	2	4	2	0	1	9	12.4	
at Ole Miss*	1/23	*	27	1	8	.125	1	5	.200	0	0	.000	1	2	2	2.4	1	3	0	0	1	3	11.9	
OKLAHOMA	1/27	*	23	3	4	.750	3	4	.750	0	0	.000	0	3	3	2.4	0	1	4	0	1	9	11.8	
MISSOURI*	1/31	*	28	1	6	.167	0	5	.000	3	3	1.000	0	1	1	2.3	0	1	1	0	1	5	11.5	
at Florida*	2/3	*	18	0	2	.000	0	2	.000	0	0	.000	0	3	3	2.3	1	1	2	0	0	0	11.0	
at Mississippi State*	2/6	*	31	1	8	.125	1	7	.143	2	2	1.000	0	4	4	2.4	1	0	1	0	0	5	10.7	
TENNESSEE*	2/10	*	27	4	7	.571	3	4	.750	3	4	.750	1	1	2	2.4	0	4	2	2	0	14	10.8	
LSU*	2/13	*	29	4	5	.800	3	3	1.000	0	0	.000	0	5	5	2.5	1	1	3	0	0	11	10.8	
at Kentucky*																								
at Auburn*																								
ARKANSAS*																								
FLORIDA*																								
at Texas A&M*																								

* indicates Southeastern Conference opponent

PETTY'S CAREER STATS

YEAR	GP	GS	MIN	AVG	FG	FGA	PCT	3FG	3FGA	PCT	FT	FTA	PCT	OFF	DEF	TOT	AVG	PF	FO	AST	TO	BLK	STL	PTS	AVG
2017-18	26	24	750	28.8	96	234	.410	67	176	.381	23	36	.639	8	57	65	2.5	21	0	50	54	8	14	282	10.8
TOTAL	26	24	750	28.8	96	234	.410	67	176	.381	23	36	.639	8	57	65	2.5	21	0	50	54	8	14	282	10.8

PETTY'S CAREER SEC STATS

YEAR	GP	GS	MIN	AVG	FG	FGA	PCT	3FG	3FGA	PCT	FT	FTA	PCT	OFF	DEF	TOT	AVG	PF	FO	AST	TO	BLK	STL	PTS	AVG
2017-18	13	11	369	28.4	38	101	.376	29	78	.372	13	16	.813	4	28	32	2.5	11	0	24	21	5	7	118	9.1
TOTAL	13	11	369	28.4	38	101	.376	29	78	.372	13	16	.813	4	28	32	2.5	11	0	24	21	5	7	118	9.1



24 Lawson Schaffer

JUNIOR

Guard • 5-11 • 168 • Cullman, Ala.
Cullman HS

CAREER HIGHS

Points	5	2x last vs. Memphis (11/10/17)
Rebounds	2	at Georgia (3/5/16)
Assists	4	Alabama A&M (11/17/17)
Steals	1	7x, last at Georgia (1/6/18)
Blocks		
Minutes	11	vs. Memphis (11/10/17)
Field Goals	2	vs. Memphis (11/10/17)
FG Att.	3	2x, last vs. Memphis (11/10/17)
3-Point FG	1	8x, last vs. Alabama A&M (11/17/17)
3-Point Att.	3	Missouri (2/6/16)
Free Throws	2	3x, last vs. Mississippi State (3/9/17)
FT Att.	2	4x, last vs. Mississippi State (3/9/17)

2017-18 SEASON HIGHS

Points	5	vs. Memphis (11/10/17)
Rebounds		
Assists	4	Alabama A&M (11/17/17)
Steals	1	3x, last at Georgia (1/6/18)
Blocks		
Minutes	11	vs. Memphis (11/10/17)
Field Goals	2	vs. Memphis (11/10/17)
FG Att.	3	vs. Memphis (11/10/17)
3-Point FG	1	2x, last vs. Alabama A&M (11/17/17)
3-Point Att.	2	2x, last vs. Alabama A&M (11/17/17)
Free Throws		
FT Att.		

MISCELLANEOUS STATS

CATEGORY	2016-17	CAREER
Double-digit scoring		
20+ point games		
Double-digit rebounding		
Double-doubles		
Led UA in scoring		
Led UA in rebounding		
Led UA in three-pointers		
Led UA in assists		
Led UA in steals		
Led UA in blocks		
5+ assist games		
3+ three-pointers		
3+ steal games		
3+ block games		

2017-18 (JUNIOR SEASON)

- Played a career-high 11 minutes off the bench and tied his career high with five points in the season opener against Memphis (11/10)
- Recorded a steal in the final two minutes of the home opener against Lipscomb (11/14)
- Hit a three-pointer to go along with a career-high four assists in nine minutes off the bench against Alabama A&M (11/17)
- Played in 17 games during the 2016-17 season including each of the last seven contests of the year
- Went 4-of-8 (.500) from beyond the arc and hit all four of his free throw attempts last year
- Saw extended minutes in the win over Ole Miss (3/1), playing a season high five minutes and finished with three points and one rebound
- Played three minutes against Mississippi State (3/9) and knocked down a three-pointer and two free throws for a career-high five points
- Matched a season-high in assists (2) in Alabama's win over LSU (2/18)
- Tallied a season-high in assists (2) against Arkansas (2/1)
- Registered his first rebound of the season (1) in Alabama's win over Georgia (1/25)
- Hit a three-pointer and collected first steal of the season in the Tide's win over Stetson (12/29)
- Scored three points in Alabama's victory over Charleston Southern (11/29)
- Tallied first assist (1) of the season in Alabama's victory over Arkansas State (12/21)
- Earned the Commitment to Service Award



SCHAFFER'S 2017-18 GAME-BY-GAME STATS

Opponent	Date	GS	Min	FG	FGA	Pct	3FG	3FGA	Pct	FT	FTA	Pct	Off	Def	Tot	Avg	PF	A	TO	Blk	Stl	Pts	Avg
vs. Memphis	11/10		11	2	3	.667	1	2	.500	0	0	.000	0	0	0	0.0	2	2	0	0	1	5	5.0
LIPSCOMB	11/14		2	0	0	.000	0	0	.000	0	0	.000	0	0	0	0.0	0	0	1	0	1	0	2.5
ALABAMA A&M	11/17		9	1	2	.500	1	2	.500	0	0	.000	0	0	0	0.0	1	4	2	0	0	3	2.7
UT ARLINGTON	11/21								DNP														
vs. BYU	11/24								DNP														
vs. Minnesota	11/25								DNP														
LOUISIANA TECH	11/29								DNP														
UCF	12/3								DNP														
RHODE ISLAND	12/6								DNP														
at Arizona	12/9								DNP														
vs. Mercer	12/19								DNP														
TEXAS	12/22								DNP														
TEXAS A&M*	12/30		2	0	0	.000	0	0	.000	0	0	.000	0	0	0	0.0	1	1	0	0	0	0	2.0
at Vanderbilt*	1/2								DNP														
at Georgia*	1/6		3	0	0	.000	0	0	.000	0	0	.000	0	0	0	0.0	0	0	2	0	1	0	1.6
SOUTH CAROLINA*	1/9								DNP														
at LSU*	1/13								DNP														
AUBURN*	1/17		1	0	0	.000	0	0	.000	0	0	.000	0	0	0	0.0	0	0	0	0	0	0	1.3
MISSISSIPPI STATE*	1/20								DNP														
at Ole Miss*	1/23								DNP														
OKLAHOMA	1/27								DNP														
MISSOURI*	1/31		1	0	0	.000	0	0	.000	0	0	.000	0	0	0	0.0	0	0	0	0	0	0	1.1
at Florida*	2/3								DNP														
at Mississippi State*	2/6								DNP														
TENNESSEE*	2/10								DNP														
LSU*	2/13		3	0	1	.000	0	1	.000	0	0	.000	0	0	0	0.0	0	0	1	0	0	0	1.0
at Kentucky*																							
at Auburn*																							
ARKANSAS*																							
FLORIDA*																							
at Texas A&M*																							


* indicates Southeastern Conference opponent

SCHAFFER'S CAREER STATS

YEAR	GP	GS	MIN	AVG	FG	FGA	PCT	3FG	3FGA	PCT	FT	FTA	PCT	OFF	DEF	TOT	AVG	PF	FO	AST	TO	BLK	STL	PTS	AVG
2015-16	16	0	32	2.0	2	10	.200	2	9	.222	2	4	.500	2	0	2	0.1	3	0	2	1	0	1	8	0.5
2016-17	17	0	28	1.6	4	10	.400	4	8	.500	4	4	1.000	1	3	4	0.2	1	0	5	1	0	3	16	0.9
2017-18	8	0	32	4.0	3	6	.500	2	5	.400	0	0	.000	0	0	0	0.0	4	0	7	6	0	3	8	1.0
TOTAL	41	0	92	2.2	9	26	.346	8	22	.364	6	8	.750	3	3	6	0.1	8	0	14	8	0	7	32	0.8

SCHAFFER'S CAREER SEC STATS

YEAR	GP	GS	MIN	AVG	FG	FGA	PCT	3FG	3FGA	PCT	FT	FTA	PCT	OFF	DEF	TOT	AVG	PF	FO	AST	TO	BLK	STL	PTS	AVG
2015-16	9	0	19	2.1	2	7	.286	2	7	.286	2	4	.500	2	0	2	0.2	2	0	2	1	0	0	8	0.9
2016-17	7	0	13	1.9	1	4	.250	1	3	.333	2	2	1.000	1	3	4	0.6	1	0	4	1	0	0	5	0.7
2017-18	5	0	10	2.0	0	1	.000	0	1	.000	0	0	.000	0	0	0	0.0	1	0	1	3	0	1	0	0.0
TOTAL	21	0	42	2.0	3	12	.250	3	11	.273	4	6	.667	3	3	6	0.3	4	0	7	5	0	1	13	0.6



25 Braxton Key

SOPHOMORE

Forward • 6-8 • 225 • Charlotte, N.C.
Oak Hill Academy

CAREER HIGHS

Points	26	at Georgia (1/26/17)
Rebounds	11	Vanderbilt (1/7/17)
Assists	7	LSU (2/18/17)
Steals	4	at Vanderbilt (1/2/18)
Blocks	2	7x, last vs. Mississippi State (3/9/17)
Minutes	37	3X, last vs. Georgia (2/23/17)
Field Goals	8	Florida (1/10/17)
FG Att.	17	Florida (1/10/17)
3-Point FG	3	3x, last at Georgia (1/26/17)
3-Point Att.	5	7x, last at Mississippi State (2/6/18)
Free Throws	10	Mississippi State (1/28/17)
FT Att.	14	Mississippi State (1/28/17)

2017-18 SEASON HIGHS

Points	16	vs. Mississippi State (1/20/18)
Rebounds	9	vs. Auburn (1/17/18)
Assists	5	vs. South Carolina (1/9/18)
Steals	4	at Vanderbilt (1/2/18)
Blocks	1	6x, last at Florida (2/3/18)
Minutes	34	at Florida (2/3/18)
Field Goals	6	vs. Mississippi State (1/20/18)
FG Att.	13	vs. Mississippi State (1/20/18)
3-Point FG	2	3x, last vs. LSU (2/13/18)
3-Point Att.	5	2x, last at Mississippi State (2/6/18)
Free Throws	3	2x, last vs. Oklahoma (1/27/18)
FT Att.	5	vs. South Carolina (1/9/18)

MISCELLANEOUS STATS

CATEGORY	2017-18	CAREER
Double-digit scoring	5	25
20+ point games		3
Double-digit rebounding		1
Double-doubles		
Led UA in scoring	1	11
Led UA in rebounding	3	9
Led UA in three-pointers	2	11
Led UA in assists	1	12
Led UA in steals	6	12
Led UA in blocks	1	10
5+ assist games	1	5
3+ three-pointers		3
3+ steal games	2	3
3+ block games		

2017-18 (SOPHOMORE SEASON)

- Sideline with a knee injury for the first 10 games of the season
- Ranks second on the team in steals per game (1.2), third in rebounds per game (5.3) and fifth in scoring (6.9)
- Registered a season high of 16 points and led the team in steals (3) while adding five rebounds and four assists in the win over Mississippi State (1/20)
- Made his sophomore debut at the Rocket City Classic against Mercer (12/19) and led the team in steals (2) while collecting four rebounds and two assists
- Registered a career-high four steals and led the team in rebounds (6), while adding a season-high nine points, three assists and one block vs. Vanderbilt (1/2)
- Scored two points while totaling four rebounds, one assist and one block vs. Texas (12/22)
- Pulled down six rebounds while totaling two points, two assists and two steals vs. then-No. 5 Texas A&M (12/30)
- Led the team in assists (5) while totaling seven points, six rebounds, one block and one steal vs. South Carolina (1/9)
- Scored six points while adding four rebounds, two assists and one steal at LSU (11/13)
- Led the team with a season high of nine rebounds while totaling four points, three assists, one block and a steal vs. No. 17 Auburn (1/17)
- Put up seven points while adding five rebounds, three assists and two steals vs. Ole Miss (1/23)
- Scored 11 points and led the team in steals (2) while adding five rebounds and two assists vs. then-No. 12 Oklahoma (1/27)
- Scores 13 points on 5-of-7 shooting from the floor while collecting five rebounds, two assists and a block at then-No. 23 Florida (2/3)
- Finished with 11 points while adding six rebounds and an assist at Mississippi State (2/6)
- Scored 12 points while collecting seven rebounds and an assists vs. LSU (2/13)
- Put up eight points to go along with four rebounds and one assist vs. then-No. 15 Tennessee (2/10)
- Selected to the 2017 SEC All-Freshman team, becoming the first Alabama player to earn the nod to the league's all-rookie team since 2014
- Was named SEC Freshman of the Week (1/30/17)
- Tabbed the team's Most Outstanding Freshman last year
- One of the most versatile players on the team a year ago, as he led Alabama in scoring 10 times, in assists in 11 games, in rebounding six times and in blocks on nine occasions
- Recipient of the Commitment to Service Award and a Student Academic Achievement Award
- Played in all 34 games starting each of the last 30 contests and ended the year as the team's leading scorer at 12.0 points per game
- Also topped the team in minutes (29.8 mpg), while ranking second in assists (2.5 apg) and rebounding (5.7 rpg)
- His 20 double-figure scoring games and three games of 20-plus points on the season led the team
- Set a career-high in scoring (26 pts), minutes (37), made free-throws (9) and free-throws attempted (13) in Alabama's win over Georgia (1/25/17)



KEY'S 2017-18 GAME-BY-GAME STATS

Opponent	Date	GS	Min	FG	FGA	Pct	3FG	FGA	Pct	FT	FTA	Pct	Off	Def	Tot	Avg	PF	A	TO	Blk	Stl	Pts	Avg
vs. Memphis	11/10																						
LIPSCOMB	11/14																						
ALABAMA A&M	11/17																						
UT ARLINGTON	11/21																						
vs. BYU	11/24																						
vs. Minnesota	11/25																						
LOUISIANA TECH	11/29																						
UCF	12/3																						
RHODE ISLAND	12/6																						
at Arizona	12/9																						
vs. Mercer	12/19	*	20	0	2	.000	0	1	.000	0	0	.000	2	2	4	4.0	1	2	3	0	2	0	0.0
TEXAS	12/22	*	22	1	8	.125	0	3	.000	0	0	.000	0	4	4	4.0	0	1	2	1	0	2	1.0
TEXAS A&M*	12/30	*	20	1	3	.333	0	1	.000	0	0	.000	3	3	6	4.7	4	2	0	0	2	2	1.3
at Vanderbilt*	1/2	*	33	3	8	.375	1	2	.500	2	2	1.000	1	5	6	5.0	2	3	1	1	4	9	3.3
at Georgia*	1/6	*	20	0	7	.000	0	4	.000	1	2	.500	1	4	5	5.0	1	1	1	0	0	1	2.8
SOUTH CAROLINA*	1/9	*	22	2	4	.500	0	1	.000	3	5	.600	2	4	6	5.2	3	5	3	1	1	7	3.5
at LSU*	1/13	*	24	3	8	.375	0	2	.000	0	0	.000	0	4	4	5.0	2	2	2	0	1	6	3.9
AUBURN*	1/17	*	31	1	3	.333	0	1	.000	2	2	1.000	1	8	9	5.5	1	3	3	1	1	4	3.9
MISSISSIPPI STATE*	1/20	*	28	6	13	.462	2	4	.500	2	3	.667	3	2	5	5.4	1	4	2	1	3	16	5.2
at Ole Miss*	1/23	*	27	3	4	.750	1	1	1.000	0	1	.000	1	4	5	5.4	4	3	2	0	2	7	5.4
OKLAHOMA	1/27	*	29	3	9	.333	2	5	.400	3	4	.750	1	4	5	5.4	1	2	1	0	2	11	5.9
MISSOURI*	1/31	*	23	0	1	.000	0	1	.000	1	2	.500	1	2	3	5.2	2	1	2	0	1	1	5.5
at Florida*	2/3		34	5	7	.714	1	3	.333	2	2	1.000	1	4	5	5.2	1	2	3	1	0	13	6.1
at LSU*	2/6		31	4	11	.364	1	5	.200	2	2	1.000	3	3	6	5.2	3	1	1	0	0	11	6.4
at Mississippi State*	2/6		31	4	11	.364	1	5	.200	2	2	1.000	3	3	6	5.2	3	1	1	0	0	11	6.4
TENNESSEE*	2/10		24	4	7	.571	0	2	.000	0	1	.000	1	3	4	5.1	0	1	1	0	0	8	6.5
LSU*	2/13		26	4	7	.571	2	3	.667	2	2	1.000	0	7	7	5.3	0	1	1	0	0	12	6.9
at Kentucky*																							
at Auburn*																							
ARKANSAS*																							
FLORIDA*																							
at Texas A&M*																							


* indicates Southeastern Conference opponent

KEY'S CAREER STATS

YEAR	GP	GS	MIN	AVG	FG	FGA	PCT	3FG	3FGA	PCT	FT	FTA	PCT	OFF	DEF	TOT	AVG	PF	FO	AST	TO	BLK	STL	PTS	AVG
2016-16	34	30	1012	29.8	139	321	.433	32	97	.330	97	153	.634	54	139	193	5.7	86	2	86	106	21	21	407	12.0
2017-18	16	12	414	25.9	40	102	.392	10	39	.256	20	28	.714	21	63	84	5.3	26	0	34	28	6	19	110	6.9
TOTAL	50	42	1426	28.5	179	423	.423	42	136	.309	117	181	.646	75	202	277	5.5	112	2	120	134	27	40	517	10.3

KEY'S CAREER SEC STATS

YEAR	GP	GS	MIN	AVG	FG	FGA	PCT	3FG	3FGA	PCT	FT	FTA	PCT	OFF	DEF	TOT	AVG	PF	FO	AST	TO	BLK	STL	PTS	AVG
2016-17	18	18	568	31.6	79	187	.422	20	61	.328	74	109	.679	30	80	110	6.1	50	2	46	62	9	14	252	14.0
2017-18	13	9	343	26.4	36	83	.434	8	30	.267	17	24	.708	18	53	71	5.5	24	0	29	22	5	15	97	7.5
TOTAL	31	27	911	29.4	115	270	.426	28	91	.308	91	133	.684	48	133	181	5.8	74	2	75	84	14	29	349	11.3



30 Galin Smith

FRESHMAN

Forward • 6-9 • 235 • Clinton, Miss.
Clinton HS

CAREER HIGHS

Points	10	vs. Minnesota (11/25/17)
Rebounds	8	vs. Minnesota (11/25/17)
Assists	1	Alabama A&M (11/17/17)
Steals	1	vs. Minnesota (11/25/17)
Blocks	3	2x, last vs. Auburn (1/11/18)
Minutes	29	at LSU (1/13/18)
Field Goals	4	at LSU (1/13/18)
FG Att.	5	3x, last at LSU (1/13/18)
3-Point FG		
3-Point Att.		
Free Throws	4	vs. Minnesota (11/25/17)
FT Att.	5	vs. Minnesota (11/25/17)

2017-18 SEASON HIGHS

Points	10	vs. Minnesota (11/25/17)
Rebounds	8	vs. Minnesota (11/25/17)
Assists	1	Alabama A&M (11/17/17)
Steals	1	vs. Minnesota (11/25/17)
Blocks	3	2x, last vs. Auburn (1/11/18)
Minutes	29	at LSU (1/13/18)
Field Goals	4	at LSU (1/13/18)
FG Att.	5	3x, last at LSU (1/13/18)
3-Point FG		
3-Point Att.		
Free Throws	4	vs. Minnesota (11/25/17)
FT Att.	5	vs. Minnesota (11/25/17)

MISCELLANEOUS STATS

CATEGORY	2017-18	CAREER
Double-digit scoring	1	1
20+ point games		
Double-digit rebounding		
Double-doubles		
Led UA in scoring		
Led UA in rebounding	1	1
Led UA in three-pointers		
Led UA in assists		
Led UA in steals	1	1
Led UA in blocks	5	5
5+ assist games		
3+ three-pointers		
3+ steal games		
3+ block games	2	2

2017-18 (FRESHMAN SEASON)

- Led the team in rebounds (8) and shot 3-of-5 from the floor to total 10 points, while totaling three blocks and one steal against then-No. 14 Minnesota (11/25)
- Made collegiate debut and finished with two points and two rebounds in 13 minutes off the bench in the season opener against Memphis (11/10)
- Collected five points and four rebounds in 13 minutes off the bench in the home opener vs. Lipscomb (11/14)
- Scored eight points on 4-of-5 shooting while adding four rebounds and one block against LSU (1/13)
- Was perfect from the field (3-for-3) to total seven points in 18 minutes off the bench against Alabama A&M (11/17)
- Saw six minutes of action off the bench against BYU (11/24)
- Blocked two shots and grabbed three rebounds in 12 minutes against Louisiana Tech (11/29)
- Grabbed three rebounds in three minutes off the bench against UCF (12/3)
- Blocked two shots while pulling down a rebound and scoring two points in seven minutes off the bench against then-No. 5 Texas A&M (12/30)
- Went 3-of-3 from the floor to score six points, while adding four rebound vs. South Carolina (1/9)
- Led the team in blocks (3) while adding four points and one rebound against No. 17 Auburn (1/17)
- Played at Clinton High School under head coach and athletic director Clay Norton
- Ranked as the top center and the No. 2 overall player in Mississippi according to 247Sports.com
- The same site ranked him as the No. 21 center in the nation
- Was the No. 2 player in the state according to Hoopseen.com
- Selected to play in the 2017 Alabama-Mississippi All-Star Game where he matched up against teammates Herb Jones and Alex Reese (Alabama)
- Received second team all-state honors as a junior in 2016 and a senior in 2017
- Averaged 14.5 points, 9.7 rebounds, 5.0 blocks and 2.0 steals per game while leading Clinton to a 21-8 overall record during his senior season
- As a junior, he averaged 21.7 points, 11.3 rebounds, 5.1 blocks, 1.5 assists per game
- Named to the 2016 North/South Basketball Boys All-Star Team for the state of Mississippi
- Twice earned a spot on the "Dandy Dozen" awarded to the top 12 prep players in the state in 2016 and 2017



SMITH'S 2017-18 GAME-BY-GAME STATS

Opponent	Date	GS	Min	FG	FGA	Pct	3FG	3FGA	Pct	FT	FTA	Pct	Off	Def	Tot	Avg	PF	A	TO	Blk	Stl	Pts	Avg
vs. Memphis	11/10		13	1	1	1.000	0	0	.000	0	0	.000	1	1	2	2.0	5	0	2	0	0	2	2.0
LIPSCOMB	11/14		13	2	5	.400	0	0	.000	1	3	.333	1	3	4	3.0	3	0	1	1	0	5	3.5
ALABAMA A&M	11/17		18	3	3	1.000	0	0	.000	1	4	.250	2	1	3	3.0	4	1	0	1	0	7	4.7
UT ARLINGTON	11/21		9	1	1	1.000	0	0	.000	0	2	.000	0	0	0	2.3	1	0	0	0	0	2	4.0
vs. BYU	11/24		6	0	0	.000	0	0	.000	0	0	.000	0	0	0	1.8	2	0	0	0	0	0	3.2
vs. Minnesota	11/25		26	3	5	.600	0	0	.000	4	5	.800	4	4	8	2.8	2	0	1	3	1	10	4.3
LOUISIANA TECH	11/29		12	1	2	.500	0	0	.000	0	0	.000	1	2	3	2.9	2	0	2	2	0	2	4.0
UCF	12/3		3	0	2	.000	0	0	.000	0	0	.000	2	1	3	2.9	0	0	0	0	0	0	3.5
RHODE ISLAND	12/6		1	0	0	.000	0	0	.000	0	2	.000	0	0	0	2.6	0	0	0	0	0	0	3.1
at Arizona	12/9		3	0	0	.000	0	0	.000	0	0	.000	0	0	0	2.3	2	0	0	0	0	0	2.8
vs. Mercer	12/19								DNP														
TEXAS	12/22		4	1	2	.500	0	0	.000	0	0	.000	1	0	1	2.2	0	0	0	0	0	2	2.7
TEXAS A&M*	12/30		7	1	2	.500	0	0	.000	0	0	.000	1	0	1	2.1	1	0	0	2	0	2	2.7
at Vanderbilt*	1/2		1	0	0	.000	0	0	.000	0	0	.000	0	0	0	1.9	0	0	0	0	0	0	2.5
at Georgia*	1/6		18	0	4	.000	0	0	.000	0	0	.000	1	2	3	2.9	4	0	2	0	0	0	2.3
SOUTH CAROLINA*	1/9		19	3	3	1.000	0	0	.000	0	0	.000	1	3	4	2.1	3	0	2	0	0	6	2.5
at LSU*	1/13		29	4	5	.800	0	0	.000	0	0	.000	2	2	4	2.3	1	0	0	1	0	8	2.9
AUBURN*	1/17		17	2	2	1.000	0	0	.000	0	2	.000	1	0	1	2.2	5	0	3	3	0	4	2.9
MISSISSIPPI STATE*	1/20		9	1	4	.250	0	0	.000	0	0	.000	2	1	3	2.2	3	0	1	0	0	2	2.9
at Ole Miss*	1/23		10	1	2	.500	0	0	.000	0	1	.000	1	0	1	2.2	0	0	2	2	0	2	2.8
OKLAHOMA	1/27								DNP														
MISSOURI*	1/31		10	1	1	1.000	0	0	.000	0	0	.000	1	2	3	2.2	2	0	0	0	0	2	2.8
at Florida*	2/3		6	0	0	.000	0	0	.000	0	0	.000	0	0	0	2.1	0	0	1	0	0	0	2.7
at LSU*	2/6		8	0	0	.000	0	0	.000	0	0	.000	0	2	2	2.1	2	0	0	0	0	0	2.5
at Mississippi State*	2/6		8	0	0	.000	0	0	.000	0	0	.000	0	2	2	2.1	2	0	0	0	0	0	2.5
TENNESSEE*	2/10		12	1	1	1.000	0	0	.000	0	1	.000	0	0	0	2.0	0	0	0	2	0	2	2.5
LSU*	2/13		8	1	1	1.000	0	0	.000	0	0	.000	0	0	0	1.9	0	0	1	1	0	2	2.5
at Kentucky*																							
at Auburn*																							
ARKANSAS*																							
FLORIDA*																							
at Texas A&M*																							

* indicates Southeastern Conference opponent

SMITH'S CAREER STATS

YEAR	GP	GS	MIN	AVG	FG	FGA	PCT	3FG	3FGA	PCT	FT	FTA	PCT	OFF	DEF	TOT	AVG	PF	FO	AST	TO	BLK	STL	PTS	AVG
2017-18	24	0	262	10.9	27	46	.587	0	0	.000	6	20	.300	22	24	46	1.9	42	2	1	18	18	1	60	2.5
TOTAL	24	0	262	10.9	27	46	.587	0	0	.000	6	20	.300	22	24	46	1.9	42	2	1	18	18	1	60	2.5

SMITH'S CAREER SEC STATS

YEAR	GP	GS	MIN	AVG	FG	FGA	PCT	3FG	3FGA	PCT	FT	FTA	PCT	OFF	DEF	TOT	AVG	PF	FO	AST	TO	BLK	STL	PTS	AVG
2017-18	13	0	154	11.8	15	25	.600	0	0	.000	0	4	.000	10	12	22	1.7	21	1	0	12	11	0	30	2.3
TOTAL	13	0	154	11.8	15	25	.600	0	0	.000	0	4	.000	10	12	22	1.7	21	1	0	12	11	0	30	2.3

2017-18 BOX SCORES

GAME 1

Official Basketball Box Score -- Game Totals -- Final Statistics
Memphis vs Alabama
 11/10/17 6:37 PM at Annapolis, Md. (Alumni Hall)

Memphis 70 • 0-1

#	Player	Total			3-Ptr			Rebounds			PF	TP	A	TO	Blk	Stl	Min
		FG-FGA	FG-FGA	FT-FTA	FG-FGA	FG-FGA	FT-FTA	Off	Def	Tot							
00	DAVENPORT, Kyvon	f	5-12	1-5	4-7	3	8	11	3	15	0	1	1	0	36		
10	PARKS JR., Mike	f	2-6	0-0	0-0	3	1	4	2	4	0	2	1	0	25		
02	RIVERS, Jimario	g	4-7	0-0	2-4	2	1	3	3	10	1	3	0	1	28		
03	MARTIN, Jeremiah	g	4-11	1-5	1-3	3	4	7	2	10	2	4	0	1	36		
05	BREWTON JR., Kareem	g	4-10	0-2	5-6	0	4	4	4	13	4	4	0	3	24		
01	JOHNSON, Jamal	g	2-5	0-1	6-7	2	1	3	2	10	0	1	1	2	17		
04	THORNTON, Raynere	g	2-7	0-2	4-9	2	2	4	3	8	0	1	0	0	19		
11	RHODES, Malik	g	0-2	0-2	0-0	0	0	0	2	0	0	0	0	0	5		
12	ENOH, Victor	g	0-0	0-0	0-0	0	1	1	1	0	0	1	0	0	7		
15	NICKELBERRY, David	g	0-0	0-0	0-0	0	0	0	0	0	0	0	0	0	3		
Team						4 2 6											
Totals			23-60	2-17	22-36	19	24	43	22	70	7	17	3	7	200		

FG % 1st Half: 12-32 37.5% 2nd half: 11-28 39.3% Game: 23-60 38.3%
 3FG % 1st Half: 0-6 0.0% 2nd half: 2-11 18.2% Game: 2-17 11.8%
 FT % 1st Half: 12-21 57.1% 2nd half: 10-15 66.7% Game: 22-36 61.1%

Alabama 82 • 1-0

#	Player	Total			3-Ptr			Rebounds			PF	TP	A	TO	Blk	Stl	Min
		FG-FGA	FG-FGA	FT-FTA	FG-FGA	FG-FGA	FT-FTA	Off	Def	Tot							
00	Hall, Donta	f	5-6	0-0	1-3	4	7	11	4	11	3	4	5	0	30		
04	Giddens, Daniel	c	0-0	0-0	0-0	0	1	1	4	0	0	2	0	0	5		
10	Jones, Herbert	g	3-8	2-2	4-6	1	4	5	3	12	1	3	2	2	27		
12	Ingram, Dazon	g	4-10	1-3	11-15	0	5	5	4	20	5	3	0	1	33		
23	Petty, John	g	4-14	3-10	0-0	1	0	1	3	11	2	0	0	0	29		
03	Reese, Alex	g	3-9	2-7	0-0	3	6	9	3	8	3	0	0	4	30		
05	Johnson, Avery	g	4-6	2-3	3-4	2	0	2	2	13	0	2	0	0	22		
24	Schaffer, Lawson	g	2-3	1-2	0-0	0	0	0	2	5	2	0	0	1	11		
30	Smith, Galin	g	1-1	0-0	0-0	1	1	2	5	2	0	2	0	0	13		
Team						1 3 4											
Totals			26-57	11-27	19-28	13	27	40	30	82	16	16	7	8	200		

FG % 1st Half: 13-31 41.9% 2nd half: 13-26 50.0% Game: 26-57 45.6%
 3FG % 1st Half: 5-15 33.3% 2nd half: 6-12 50.0% Game: 11-27 40.7%
 FT % 1st Half: 7-12 58.3% 2nd half: 12-16 75.0% Game: 19-28 67.9%

Officials: Job Hartness, Bret Smith, Orlandis Poole
 Technical fouls: Memphis-None. Alabama-None.
 Attendance: 11948

Score by periods	1st	2nd	Total
Memphis	36	34	70
Alabama	38	44	82

Points	In	Off	2nd	Fast	Bench
	Paint	T/O	Chance	Break	
MEM	36	6	12	13	18
UA	26	25	14	8	28

Last FG - MEM 2nd-00:01, UA 2nd-04:36.
 Largest lead - MEM by 8 1st-09:43, UA by 17 2nd-07:37.
 MEM led for 09:09, UA led for 27:36. Game was tied for 03:15.
 Score tied - 5 times.
 Lead changed - 8 times.

GAME 2

Official Basketball Box Score -- Game Totals -- Final Statistics
Lipscomb vs Alabama
 11/14/17 7 p.m. at Tuscaloosa, Ala. (Coleman Coliseum)

Lipscomb 64 • 2-1

#	Player	Total			3-Ptr			Rebounds			PF	TP	A	TO	Blk	Stl	Min
		FG-FGA	FG-FGA	FT-FTA	FG-FGA	FG-FGA	FT-FTA	Off	Def	Tot							
00	MARBERRY, Rob	f	7-10	0-0	1-2	2	5	7	4	15	1	1	1	1	19		
22	PEPPER, Eli	f	0-4	0-2	0-1	2	3	5	4	0	2	2	0	0	13		
03	BUCKLAND, Michael	g	4-9	2-3	3-4	1	4	5	3	13	2	0	0	0	35		
21	COOPER, Kenny	g	3-6	2-3	1-2	0	3	3	3	9	1	2	0	2	21		
24	MATHEWS, Garrison	g	5-13	1-3	4-6	2	4	6	2	15	0	0	1	1	34		
01	JONES, Greg	g	0-3	0-2	0-0	0	0	0	0	0	0	0	0	0	12		
11	DUVALL, Asa	g	0-0	0-0	0-0	0	0	0	0	0	0	0	0	0	1		
12	ROSE, Matt	g	2-10	2-9	0-0	0	4	4	2	6	2	1	1	0	24		
13	FLENER, Zach	g	0-0	0-0	0-0	0	0	0	0	0	0	0	0	0	1		
15	FLEMING, Andrew	g	2-7	0-4	2-4	0	1	1	6	1	5	0	0	1	14		
20	MERRITT, John Matt	g	0-0	0-0	0-0	0	0	0	0	0	0	0	0	0	1		
23	KORN, Aaron	g	0-3	0-1	0-0	2	0	2	1	0	0	1	0	0	10		
55	BRAMMEIER, George	g	0-5	0-0	0-0	3	3	6	2	0	0	1	0	1	15		
Team						4 3 7											
Totals			23-70	7-27	11-19	16	31	47	23	64	10	16	4	5	200		

FG % 1st Half: 10-30 33.3% 2nd half: 13-40 32.5% Game: 23-70 32.9%
 3FG % 1st Half: 4-15 26.7% 2nd half: 5-13 38.5% Game: 7-27 25.9%
 FT % 1st Half: 7-12 58.3% 2nd half: 4-7 57.1% Game: 11-19 57.9%

Alabama 86 • 2-0

#	Player	Total			3-Ptr			Rebounds			PF	TP	A	TO	Blk	Stl	Min
		FG-FGA	FG-FGA	FT-FTA	FG-FGA	FG-FGA	FT-FTA	Off	Def	Tot							
00	Hall, Donta	f	5-7	0-0	0-1	2	3	5	3	10	3	1	3	1	20		
04	Giddens, Daniel	c	1-2	0-0	1-7	0	5	5	2	3	0	1	3	1	15		
02	Sexton, Collin	g	7-10	3-5	5-12	0	1	1	2	13	5	2	0	2	27		
12	Ingram, Dazon	g	6-8	0-0	1-3	0	7	7	2	13	5	4	1	1	27		
23	Petty, John	g	6-11	2-7	0-2	0	6	6	0	14	3	3	0	0	33		
03	Reese, Alex	g	2-6	0-4	0-0	2	7	9	1	4	0	0	1	0	16		
05	Johnson, Avery	g	3-4	1-1	2-2	0	0	0	1	9	1	0	0	3	20		
10	Jones, Herbert	g	2-4	0-1	2-2	0	3	3	4	6	0	0	1	0	25		
24	Schaffer, Lawson	g	0-0	0-0	0-0	0	0	0	0	0	0	0	0	0	2		
30	Smith, Galin	g	2-5	0-0	1-3	1	3	4	3	5	0	1	1	0	13		
33	Fuller, Landon	g	0-0	0-0	0-0	0	0	0	0	0	0	0	0	0	2		
Team						0 0 0											
Totals			34-57	6-18	12-32	5	35	40	17	86	17	13	10	9	200		

FG % 1st Half: 16-28 57.1% 2nd half: 18-29 62.1% Game: 34-57 59.6%
 3FG % 1st Half: 2-9 22.2% 2nd half: 4-9 44.4% Game: 6-18 33.3%
 FT % 1st Half: 4-11 36.4% 2nd half: 8-21 38.1% Game: 12-32 37.5%

Officials: Tony Henderson, Patrick Evans, Terry Moore
 Technical fouls: Lipscomb-None. Alabama-None.
 Attendance: 12325

Score by periods	1st	2nd	Total
Lipscomb	31	33	64
Alabama	38	48	86

Points	In	Off	2nd	Fast	Bench
	Paint	T/O	Chance	Break	
LIP	31	6	6	2	12
UA	50	17	9	15	24

Last FG - LIP 2nd-03:52, UA 2nd-01:49.
 Largest lead - LIP by 3 1st-19:38, UA by 22 2nd-00:32.
 LIP led for 04:15, UA led for 34:08. Game was tied for 01:36.
 Score tied - 2 times.
 Lead changed - 5 times.

GAME 3

Official Basketball Box Score -- Game Totals -- Final Statistics
Alabama A&M vs Alabama
 11/17/17 6 p.m. at Tuscaloosa, Ala. (Coleman Coliseum)

Alabama A&M 67 • 0-3

#	Player	Total			3-Ptr			Rebounds			PF	TP	A	TO	Blk	Stl	Min
		FG-FGA	FG-FGA	FT-FTA	FG-FGA	FG-FGA	FT-FTA	Off	Def	Tot							
23	Sherif, Mohamed	f	0-3	0-0	1-7	1	3	4	3	1	3	1	0	0	26		
24	Wiley, Evan	g	3-7	2-4	0-0	1	0	1	2	8	0	0	0	1	29		
03	Petty, De'Ederick	g	4-8	1-3	3-5	0	1	1	2	12	0	3	0	1	33		
10	Johnson, Arthur	g	4-8	1-1	1-2	1	4	5	3	10	2	0	0	1	23		
12	Goulbourne, Amari	g	6-13	1-2	4-7	3	1	4	0	17	4	0	0	2	36		
02	Johnson, Ariston	g	0-1	0-0	0-0	0	0	0	0	0	0	0	0	1	9		
04	Merrifweather, Marcus	g	1-4	1-1	0-0	0	1	1	0	3	1	1	0	0	7		
11	Kennedy, Andre	g	3-8	0-1	0-1	0	3	3	1	6	0	2	0	1	20		
22	Reeder, Jalen	g	4-6	2-3	0-2	0	0	0	10	0	0	0	0	0	17		
Team						2 2 4											
Totals			25-58	8-15	9-24	8	15	23	11	67	10	10	0	7	200		

FG % 1st Half: 8-25 32.0% 2nd half: 17-33 51.5% Game: 25-58 43.1%
 3FG % 1st Half: 3-8 37.5% 2nd half: 5-7 71.4% Game: 8-15 53.3%
 FT % 1st Half: 3-11 27.3% 2nd half: 6-13 46.2% Game: 9-24 37.5%

Alabama 104 • 3-0

#	Player	Total			3-Ptr			Rebounds			PF	TP	A	TO	Blk	Stl	Min
		FG-FGA	FG-FGA	FT-FTA													

2017-18 BOX SCORES

GAME 5

Official Basketball Box Score -- Game Totals -- Final Statistics
Alabama vs BYU
11/24/17 2:30 PM at Steinberg Wellness Center - Brooklyn, NY

Alabama 71 • 5-0

#	Player	Total			3-Ptr			Rebounds			PF	TP	A	TO	Blk	Stl	Min
		FG	FGA	FT	FTA	FG	FGA	FT	FTA	Off							
00	Hall, Donta	f	6-8	0-0	2-2	2	7	9	3	14	0	0	1	0	27		
04	Giddens, Daniel	f	3-4	0-0	2-2	0	2	2	1	8	1	0	3	1	21		
02	Sexton, Collin	g	3-11	0-1	4-6	3	4	7	2	10	3	3	0	1	30		
12	Ingram, Dazon	g	5-9	0-2	3-4	1	2	3	2	13	3	1	0	0	31		
23	Petty, John	g	6-12	4-7	0-0	0	1	1	1	16	1	1	1	2	34		
01	Norris, Riley	g	2-5	0-2	0-0	1	2	3	2	4	1	1	0	1	15		
03	Reese, Alex	g	0-0	0-0	0-0	0	2	2	0	0	0	0	0	0	4		
05	Johnson Jr, Avery	g	1-3	1-1	0-0	0	0	0	4	3	0	0	0	0	10		
10	Jones, Herbert	g	1-3	0-0	1-2	1	3	4	2	3	3	3	1	1	22		
30	Smith, Galin	g	0-0	0-0	0-0	0	0	0	2	0	0	0	0	0	6		
Team						0	3	3									
Totals			27-55	5-13	12-16	8	26	34	19	71	12	9	6	6	200		

FG % 1st Half: 18-30 60.0% 2nd half: 9-25 36.0% Game: 27-55 49.1%
3FG % 1st Half: 4-5 80.0% 2nd half: 1-8 12.5% Game: 5-13 38.5%
FT % 1st Half: 2-3 66.7% 2nd half: 10-13 76.9% Game: 12-16 75.0%

BYU 59 • 3-2

#	Player	Total			3-Ptr			Rebounds			PF	TP	A	TO	Blk	Stl	Min
		FG	FGA	FT	FTA	FG	FGA	FT	FTA	Off							
23	CHILDS, Yoeli	f	9-16	0-1	3-9	6	5	11	2	21	0	3	2	0	36		
41	WORTHINGTON, Luke	f	1-5	0-0	2-4	1	4	5	3	4	0	0	0	2	16		
00	HARDNETT, Jahshire	g	3-6	0-0	0-0	0	0	0	4	6	5	2	0	0	27		
03	BRYANT, Elijah	g	2-12	1-4	0-0	0	4	4	1	5	1	3	0	1	33		
30	HAWS, TJ	g	4-11	1-6	0-0	1	3	4	1	9	6	1	0	0	35		
01	BERGERSEN, Rylan	g	0-0	0-0	0-0	0	0	0	0	0	0	0	0	0	1		
02	SELJAAS, Zac	g	2-6	2-5	1-2	2	1	3	4	7	1	1	1	0	27		
13	BROWN, Kajor	g	0-0	0-0	0-0	0	0	0	2	0	1	1	0	0	4		
15	DASTRUP, Payton	g	0-2	0-1	0-0	0	1	1	0	0	0	0	0	0	3		
33	NIXON, Dalton	g	1-1	0-0	5-6	0	2	2	4	7	2	0	0	0	18		
Team						3	1	4									
Totals			22-59	4-17	11-21	13	21	34	21	59	15	11	3	3	200		

FG % 1st Half: 12-28 42.9% 2nd half: 10-31 32.3% Game: 22-59 37.3%
3FG % 1st Half: 1-7 14.3% 2nd half: 3-10 30.0% Game: 4-17 23.5%
FT % 1st Half: 6-11 54.5% 2nd half: 5-10 50.0% Game: 11-21 52.4%

Officials: Marques Pettigrew, Bill Jacobson, Bret Smith
Technical fouls: Alabama-None. BYU-None.
Attendance: 1240
2017 Barclays Center Classic

Score by periods	1st	2nd	Total
Alabama	42	29	71
BYU	31	28	59

GAME 6

Official Basketball Box Score -- Game Totals -- Final Statistics
Minnesota vs Alabama
11/25/17 5:05 pm at Barclays Centers (Brooklyn, N.Y.)

Minnesota 89 • 7-0

#	Player	Total			3-Ptr			Rebounds			PF	TP	A	TO	Blk	Stl	Min
		FG	FGA	FT	FTA	FG	FGA	FT	FTA	Off							
03	MURPHY, Jordan	f	7-11	1-1	4-5	8	6	14	5	19	0	3	3	2	30		
32	LYNCH, Reggie	c	1-4	0-0	6-6	4	6	10	3	8	2	0	3	3	30		
01	MCBRAYER, Dupree	g	2-9	1-3	2-2	0	0	0	3	7	8	0	0	0	31		
02	MASON, Nate	g	6-10	4-6	4-5	0	1	1	3	20	3	2	0	0	23		
05	COFFEY, Amir	g	4-11	0-3	4-7	1	6	7	3	12	0	3	0	1	36		
04	HARRIS, Jamir	g	2-4	2-4	0-0	1	0	1	0	6	1	0	0	0	7		
11	WASHINGTON, Isaiah	g	7-15	0-1	0-0	0	0	0	3	14	2	3	0	1	26		
20	FITZGERALD, Davonte	g	1-2	0-1	0-0	0	2	2	2	0	1	0	0	0	5		
21	KONATE, Bakary	g	0-0	0-0	0-0	1	1	2	1	2	0	0	0	0	4		
42	HURT, Michael	g	0-0	0-0	1-2	0	1	1	1	1	0	0	0	0	8		
Team						2	2	2									
Totals			30-66	8-19	21-27	17	23	40	25	89	16	12	6	7	200		

FG % 1st Half: 13-34 38.2% 2nd half: 17-32 53.1% Game: 30-66 45.5%
3FG % 1st Half: 2-7 28.6% 2nd half: 6-12 50.0% Game: 8-19 42.1%
FT % 1st Half: 13-15 86.7% 2nd half: 8-12 66.7% Game: 21-27 77.8%

Alabama 84 • 5-1

#	Player	Total			3-Ptr			Rebounds			PF	TP	A	TO	Blk	Stl	Min
		FG	FGA	FT	FTA	FG	FGA	FT	FTA	Off							
00	HALL, Donta	f	3-8	0-0	2-2	2	5	7	1	8	0	0	1	0	15		
04	GIDDENS, Daniel	f	0-1	0-0	0-0	1	1	2	2	0	1	2	0	0	9		
02	SEXTON, Collin	g	12-22	4-7	12-16	1	5	6	4	40	5	3	0	1	36		
10	JONES, Herbert	g	0-1	0-0	2-2	0	0	0	1	2	0	2	0	0	8		
23	PETTY, John	g	2-6	1-4	0-0	1	1	2	0	5	0	2	1	0	23		
03	MORRIS, Riley	g	4-8	2-5	3-4	0	2	2	4	13	0	0	0	1	25		
05	REESE, Alex	g	0-1	0-1	0-0	0	0	0	0	0	0	0	0	0	3		
01	JOHNSON JR, Avery	g	1-1	0-0	0-2	1	1	2	0	2	0	1	0	0	7		
12	INGRAM, Dazon	g	2-5	0-1	0-1	0	2	2	5	4	3	2	1	1	25		
30	SMITH, Galin	g	3-5	0-0	4-5	4	4	8	2	10	0	1	3	1	26		
Team						3	2	5									
Totals			27-58	7-18	23-32	13	23	36	20	84	9	13	6	4	177		

FG % 1st Half: 11-28 39.3% 2nd half: 16-30 53.3% Game: 27-58 46.6%
3FG % 1st Half: 1-7 14.3% 2nd half: 6-11 54.5% Game: 7-18 38.9%
FT % 1st Half: 6-9 66.7% 2nd half: 17-23 73.9% Game: 23-32 71.9%

Officials: Rick Crawford, Bret Smith, Brian McConnell
Technical fouls: Minnesota-MCBRAYER, Dupree; MASON, Nate 2; TEAM.
Alabama-INGRAM, Dazon; SEXTON, Collin; TEAM.

Attendance: 3469
Barclays Center Classic
MINN #2 ejected (two T's) at 14:06 (2nd)
UA bench ejected (ran on court) at 13:39 (2nd)

Score by periods	1st	2nd	Total
Minnesota	41	48	89
Alabama	29	55	84

Points In Off 2nd Fast
MINN 36 17 21 15 23
UA 36 18 11 14 29
Bench
Largest lead - MINN by 18 2nd-18:35, UA None.
MINN led for 39:44. UA led for 00:00. Game was tied for 00:16.
Score tied - 0 times.
Lead changed - 0 times.

GAME 7

Official Basketball Box Score -- Game Totals -- Final Statistics
Louisiana Tech vs Alabama
11/29/17 7 p.m. at Tuscaloosa, Ala. (Coleman Coliseum)

Louisiana Tech 74 • 5-1

#	Player	Total			3-Ptr			Rebounds			PF	TP	A	TO	Blk	Stl	Min
		FG	FGA	FT	FTA	FG	FGA	FT	FTA	Off							
22	WASHINGTON, Jy'lan	f	4-8	0-4	4-6	0	2	2	3	12	0	0	0	0	31		
05	WHITE, Joniah	c	2-3	0-0	4-6	3	2	5	4	8	0	1	0	0	18		
00	BOYKINS, Jacobi	g	2-12	2-11	8-8	0	5	5	3	14	0	0	0	1	33		
02	HARRIS, Jalen	g	6-13	0-2	0-0	1	2	3	4	12	1	3	0	2	20		
04	BRACEY, Daquan	g	7-16	1-3	6-10	0	2	3	21	4	4	0	0	0	33		
01	JEAN, Derric	g	1-7	1-2	0-0	0	2	2	4	3	1	3	0	1	20		
10	DURUJI, Anthony	g	1-3	0-0	0-0	3	3	6	4	2	0	2	2	2	14		
21	CHRISTON, Exavian	g	0-2	0-1	0-0	0	3	3	0	2	1	0	1	1	13		
25	MCKINLEY, Kyle	g	0-0	0-0	0-0	0	0	0	1	0	0	0	0	0	5		
35	POWELL, Oliver	g	1-1	0-0	0-0	1	0	1	3	2	0	0	0	1	13		
Team						4	3	7									
Totals			24-65	4-23	22-30	12	24	36	29	74	8	14	2	8	200		

FG % 1st Half: 12-31 38.7% 2nd half: 12-34 35.3% Game: 24-65 36.9%
3FG % 1st Half: 4-12 33.3% 2nd half: 0-11 0.0% Game: 4-23 17.4%
FT % 1st Half: 10-14 71.4% 2nd half: 12-16 75.0% Game: 22-30 73.3%

Alabama 77 • 6-1

#	Player	Total			3-Ptr			Rebounds			PF	TP	A	TO	Blk	Stl	Min
		FG	FGA	FT	FTA	FG	FGA	FT	FTA	Off							
00	Hall, Donta	f	6-7	0-0	3-3	1	6	7	2	15	0	0	4	0	23		
04	Giddens, Daniel	c	0-1	0-0	0-0	0	2	2	0	0	0	0	0	0	5		
02	Sexton, Collin	g	6-19	1-2	9-11	2	3	5	2	22	3	4	0	3	34		
12	Ingram, Dazon	g	4-7	1-1	13-17	1	8	9	2	22	0	3	0	0	32		
23	Petty, John	g	1-3	0-2	0-0	0	3	3	1	2	4	2	0	1			

2017-18 BOX SCORES

GAME 9

Official Basketball Box Score -- Game Totals -- Final Statistics
Rhode Island vs Alabama
12/6/17 7 p.m. at Tuscaloosa, Ala. (Coleman Coliseum)

Rhode Island 64 • 5-3

#	Player	Total			3-Ptr			Rebounds			PF	TP	A	TO	Blk	Stl	Min
		FG-FGA	FG-FGA	FT-FTA	FG-FGA	FG-FGA	FT-FTA	Off	Def	Tot							
34	BERRY, Andre	f	0-2	0-0	0-0	0	4	4	1	0	1	2	1	0	0	16	
01	GARRETT, Jarvis	g	6-13	3-7	3-3	1	2	3	2	18	0	4	0	4	36		
11	DOWTIN, Jeff	g	2-11	1-3	1-4	0	1	1	4	6	2	1	1	1	32		
13	ROBINSON, Stanford	g	4-12	1-3	2-2	0	4	4	5	11	2	0	1	4	30		
32	TERRELL, Jared	g	4-13	1-6	0-0	0	1	1	4	9	2	3	0	1	29		
02	RUSSELL, Fatts	g	5-10	1-3	1-1	1	2	3	12	0	0	0	1	21			
05	PRESTON, Ryan	g	2-3	0-1	0-0	1	0	1	4	4	0	0	1	6			
10	LANGEVINE, Cyril	g	1-3	0-0	0-1	2	3	5	3	2	0	1	1	0	16		
45	AKELE, Nicola	g	1-4	0-0	0-0	2	2	4	3	2	0	1	1	2	14		
Team						4	1	5									
Totals			25-71	7-23	7-11	11	20	31	29	64	7	12	6	13	200		

FG % 1st Half: 10-39 25.6% 2nd half: 15-32 46.9% Game: 25-71 35.2%
3FG % 1st Half: 3-11 27.3% 2nd half: 4-12 33.3% Game: 7-23 30.4%
FT % 1st Half: 2-2 100.0 2nd half: 5-9 55.6% Game: 7-11 63.6%

Alabama 68 • 7-2

#	Player	Total			3-Ptr			Rebounds			PF	TP	A	TO	Blk	Stl	Min
		FG-FGA	FG-FGA	FT-FTA	FG-FGA	FG-FGA	FT-FTA	Off	Def	Tot							
00	Hall, Donta	f	3-6	0-0	7-10	4	10	14	2	13	2	5	3	0	29		
01	Norris, Riley	g	1-4	0-3	0-0	0	2	2	2	2	1	1	0	0	21		
02	Sexton, Collin	g	3-7	1-2	4-6	0	4	4	0	11	0	3	0	1	17		
12	Ingram, Dazon	g	2-6	0-1	6-11	3	11	14	3	10	2	4	0	0	37		
23	Petty, John	g	4-9	1-5	3-5	1	1	2	0	12	4	5	0	0	34		
04	Giddens, Daniel	g	5-9	0-0	2-3	3	3	6	2	12	0	2	2	1	17		
05	Johnson Jr, Avery	g	1-4	0-0	2-2	0	0	0	3	4	0	2	0	1	13		
10	Jones, Herbert	g	2-2	0-0	0-0	0	3	3	4	4	1	2	0	1	31		
30	Smith, Galin	g	0-0	0-0	0-2	0	0	0	0	0	0	0	0	0	1		
Team						2	3	5									
Totals			21-47	2-11	24-39	13	37	50	16	68	10	24	5	4	200		

FG % 1st Half: 11-21 52.4% 2nd half: 10-26 38.5% Game: 21-47 44.7%
3FG % 1st Half: 1-3 33.3% 2nd half: 1-8 12.5% Game: 2-11 18.2%
FT % 1st Half: 9-17 52.9% 2nd half: 15-22 68.2% Game: 24-39 61.5%

Officials: Anthony Jordan, Mike Nance, Brent Hampton
Technical fouls: Rhode Island-TEAM 2. Alabama-None.
Attendance: 12807

Score by periods	1st	2nd	Total
Rhode Island	25	39	64
Alabama	32	36	68

Last FG - URI 2nd-00:16, UA 2nd-01:44.
Largest lead - URI None, UA by 13 2nd-11:55.
URI led for 00:00. UA led for 38:16. Game was tied for 01:44.

Points	In	Off	2nd	Fast	Bench
URI	Paint	T/O	Chance	Break	
URI	30	26	12	12	20
UA	36	7	10	4	20

Score tied - 2 times.
Lead changed - 0 times.

GAME 11

Official Basketball Box Score -- Game Totals -- Final Statistics
Mercer vs Alabama
12/19/17 12:00 AM at Huntsville, Ala.

Mercer 79 • 6-6

#	Player	Total			3-Ptr			Rebounds			PF	TP	A	TO	Blk	Stl	Min
		FG-FGA	FG-FGA	FT-FTA	FG-FGA	FG-FGA	FT-FTA	Off	Def	Tot							
00	Ringer,Desmond	*	1-3	0-0	0-0	0	2	2	5	2	0	6	0	0	18		
05	Strawberry,Jordan	*	3-9	2-7	0-0	2	2	4	0	8	3	2	0	3	26		
10	Holland,Ria'n	*	6-12	4-8	5-8	0	1	1	2	21	4	1	0	2	37		
14	Stair,Ethan	*	0-2	0-1	0-0	0	0	0	0	0	0	0	0	0	6		
34	Jelks,Stephon	*	5-9	1-5	3-4	1	8	9	4	14	1	0	0	0	28		
01	Kilby,Cory	*	0-4	0-3	0-0	1	3	4	3	0	2	0	0	0	18		
02	Stowe,Jaylen	*	2-2	0-0	0-0	1	1	2	4	4	0	1	0	1	7		
03	Cohen,Marcus	*	2-5	0-0	0-0	0	1	1	0	4	3	0	0	1	16		
11	Johnson,Ryan	*	1-1	0-0	0-0	0	0	0	0	2	0	0	0	0	4		
21	Green,Mason	*	0-0	0-0	0-0	0	0	0	0	0	0	0	0	0	2		
23	Rivers,Demetre	*	6-8	3-4	9-10	2	2	4	2	24	1	4	0	0	35		
33	Brydon,Mac	*	0-0	0-0	0-0	0	0	0	0	0	0	0	0	0	3		
Team						2	3	5	1								
Totals			26-55	10-28	17-22	9	23	32	21	79	14	16	0	7	200		

FG % 1st Half: 13-27 48.1% 2nd half: 13-28 46.4% Game: 26-55 47.3%
3FG % 1st Half: 6-14 42.9% 2nd half: 4-14 28.6% Game: 10-28 35.7%
FT % 1st Half: 3-4 75.0% 2nd half: 14-18 77.8% Game: 17-22 77.3%

Alabama 80 • 8-3

#	Player	Total			3-Ptr			Rebounds			PF	TP	A	TO	Blk	Stl	Min
		FG-FGA	FG-FGA	FT-FTA	FG-FGA	FG-FGA	FT-FTA	Off	Def	Tot							
00	Hall, Donta	*	4-6	0-0	1-2	2	4	6	2	9	0	0	4	0	31		
02	Sexton, Collin	*	6-11	0-3	9-9	1	2	3	2	21	4	2	0	0	29		
12	Ingram, Dazon	*	3-10	0-4	5-6	3	5	8	5	11	1	2	0	2	30		
23	Petty, John	*	6-14	4-11	2-4	0	4	4	0	18	3	2	1	1	32		
25	Key, Braxton	*	0-2	0-1	0-0	2	2	4	1	0	2	3	0	2	20		
01	Norris, Riley	*	2-3	0-1	1-1	1	2	3	5	0	1	0	1	1	12		
03	Reese, Alex	*	4-6	2-4	0-0	2	0	2	2	10	0	0	1	0	18		
04	Giddens, Daniel	*	2-3	0-0	0-1	1	2	3	4	4	0	2	2	0	8		
05	Johnson Jr, Avery	*	1-6	0-4	0-0	1	0	1	1	2	0	0	0	0	12		
10	Jones, Herbert	*	0-1	0-0	0-0	0	0	0	1	0	2	1	0	0	8		
Team						1	2	3									
Totals			28-62	6-28	18-23	14	23	37	21	80	12	13	8	6	200		

FG % 1st Half: 13-36 36.1% 2nd half: 15-26 57.7% Game: 28-62 45.2%
3FG % 1st Half: 1-6 6.3% 2nd half: 5-12 41.7% Game: 6-28 21.4%
FT % 1st Half: 4-6 66.7% 2nd half: 14-17 82.4% Game: 18-23 78.3%

Officials: Tony Henderson, Steven Anderson, Rusty Phillips
Technical fouls: Mercer-TEAM. Alabama-None.
Attendance: 4799

Score by periods	1st	2nd	Total
Mercer	35	44	79
Alabama	31	49	80

GAME 10

Official Basketball Box Score -- Game Totals -- Final Statistics
Alabama vs Arizona
12/09/17 8:00 p.m. at Olson Court, McKale Center

Alabama 82 • 7-3

#	Player	Total			3-Ptr			Rebounds			PF	TP	A	TO	Blk	Stl	Min
		FG-FGA	FG-FGA	FT-FTA	FG-FGA	FG-FGA	FT-FTA	Off	Def	Tot							
00	Hall, Donta	f	6-8	0-0	3-4	5	7	12	1	15	0	3	1	2	32		
01	Norris, Riley	f	2-6	2-5	0-0	1	1	2	3	6	1	0	0	0	24		
02	Sexton, Collin	g	6-15	3-6	15-16	0	0	0	5	30	2	2	0	0	32		
12	Ingram, Dazon	g	2-10	1-2	5-6	0	7	7	4	10	6	0	0	2	34		
23	Petty, John	g	4-13	4-10	1-2	0	3	3	2	13	3	1	0	0	35		
04	Giddens, Daniel	g	4-7	0-0	0-0	0	2	2	4	8	0	1	1	0	19		
05	Johnson Jr, Avery	g	0-2	0-1	0-0	0	0	0	1	0	1	0	0	0	7		
10	Jones, Herbert	g	0-1	0-0	0-0	0	0	0	0	5	0	2	1	0	14		
30	Smith, Galin	g	0-0	0-0	0-0	0	0	0	0	2	0	0	0	0	3		
Team						3	1	4									
Totals			24-62	10-24	24-28	9	21	30	27	82	15	8	2	5	200		

FG % 1st Half: 13-33 39.4% 2nd half: 11-29 37.9% Game: 24-62 38.7%
3FG % 1st Half: 6-12 50.0% 2nd half: 4-12 33.3% Game: 10-24 41.7%
FT % 1st Half: 8-10 80.0% 2nd half: 16-18 88.9% Game: 24-28 85.7%

Arizona 88 • 7-3

#	Player	Total			3-Ptr			Rebounds			PF	TP	A	TO	Blk	Stl	Min
		FG-FGA	FG-FGA	FT-FTA	FG-FGA	FG-FGA	FT-FTA	Off	Def	Tot							
13	Ayton, Deandre	f	12-18	1-2	4-8	6	12	18	1	29	1	2	1	0	36		
14	Ristic, Dusan	c	4-10	0-0	1-2	2	4	6	1	9	0	1	0	0	28		
00	Jackson-Cartwright,P	g	1-4	1-2	0-1	0	4	4	2	3	5	0	0	1	37		
05	Randolph, Brandon	g	5-10	3-5	0-0	0	3	3	4	13	2	0	0	0	21		
35	Trier, Allonzo	g	4-6	3-4	14-16	1	3	4	4	25	6	4	1	0	37		
01	Alkins, Rawle	g	2-6	0-3	3-6												

2017-18 BOX SCORES

GAME 13

Official Basketball Box Score -- Game Totals -- Final Statistics
Texas A&M vs Alabama
12/30/17 5 p.m. CT at Tuscaloosa, Ala. (Coleman Coliseum)

Texas A&M 57 • 11-2, 0-1

#	Player	Total		3-Ptr		Rebounds			PF	TP	A	TO	Blk	Stl	Min
		FG-FGA	FG-FGA	FT-FTA	Off	Def	Tot								
05	Savion Flagg	f	2-7	0-3	0-0	3	6	9	4	4	1	0	0	0	28
34	Tyler Davis	f	6-12	1-1	1-1	3	3	6	4	14	1	3	0	0	29
10	Tonny Trocha-Morelos	c	2-7	1-4	2-4	4	2	6	2	7	1	1	0	1	25
00	Jay Jay Chandler	g	2-8	0-4	2-3	0	1	1	2	6	3	2	0	0	23
13	Duane Wilson	g	3-11	0-3	3-3	0	1	1	1	9	3	1	0	1	32
02	T.J. Starks	g	1-10	0-3	0-0	1	2	3	3	2	0	1	0	2	20
04	J.J. Caldwell	g	0-3	0-1	1-2	2	2	4	2	1	0	2	0	1	16
12	Chris Collins	g	0-1	0-1	0-0	0	0	0	0	0	0	0	0	1	4
15	Isiah Jasey	g	0-0	0-0	0-0	0	0	0	0	0	0	0	0	0	2
44	Robert Williams	g	5-10	0-0	4-7	5	3	8	1	14	0	2	2	1	21
Team						2	3	5							
Totals			21-69	2-20	13-20	20	23	43	19	57	9	12	2	7	200

FG % 1st Half: 11-37 29.7% 2nd half: 10-32 31.3% Game: 21-69 30.4%
3FG % 1st Half: 0-10 0.0% 2nd half: 2-10 20.0% Game: 2-20 10.0%
FT % 1st Half: 6-7 85.7% 2nd half: 7-13 53.8% Game: 13-20 65.0%

Alabama 79 • 9-4, 1-0

#	Player	Total		3-Ptr		Rebounds			PF	TP	A	TO	Blk	Stl	Min
		FG-FGA	FG-FGA	FT-FTA	Off	Def	Tot								
00	Hall, Donta	f	7-8	0-0	3-3	2	4	6	3	17	1	2	2	0	28
25	Key, Braxton	f	1-3	0-1	0-0	3	3	6	4	2	2	0	0	2	20
02	Sexton, Collin	g	3-12	1-6	9-10	0	3	3	1	16	2	3	0	1	29
12	Ingram, Dazon	g	5-12	1-6	5-6	0	6	6	3	16	3	3	0	3	30
23	Petty, John	g	6-10	5-9	1-1	0	4	4	1	18	3	2	2	0	32
03	Reese, Alex	g	0-0	0-0	0-0	0	1	1	1	0	0	0	0	0	3
04	Giddens, Daniel	g	1-4	0-0	0-0	0	2	2	1	2	0	0	0	2	15
05	Johnson Jr, Avery	g	0-3	0-1	2-2	1	2	3	2	2	0	1	0	1	12
10	Jones, Herbert	g	2-3	0-0	0-2	2	6	8	2	4	2	1	1	0	21
15	Barnes, Tyler	g	0-1	0-1	0-0	0	0	0	0	0	0	0	0	0	1
24	Schaffer, Lawson	g	0-0	0-0	0-0	0	0	0	1	0	1	0	0	0	2
30	Smith, Galin	g	1-2	0-0	0-0	1	0	1	1	2	0	0	2	0	7
Team						1	1	2							
Totals			26-58	7-24	20-24	10	32	42	20	79	14	12	9	7	200

FG % 1st Half: 12-32 37.5% 2nd half: 14-26 53.8% Game: 26-58 44.8%
3FG % 1st Half: 3-12 25.0% 2nd half: 4-12 33.3% Game: 7-24 29.2%
FT % 1st Half: 8-11 72.7% 2nd half: 12-13 92.3% Game: 20-24 83.3%

Officials: Don Daily, Chuck Jones, Todd Austin
Technical fouls: Texas A&M-None. Alabama-None.
Attendance: 14218

Score by periods	1st	2nd	Total
Texas A&M	28	29	57
Alabama	35	44	79

Points	In	Off	2nd	Fast	Bench
Alabama	42	20	16	4	8
UA	20	16	10	3	17

Score tied - 0 times.
Lead changed - 0 times.

GAME 14

Official Basketball Box Score -- Game Totals -- Final Statistics
Alabama vs Vanderbilt
01/02/18 6 p.m. at Nashville, Tenn. (Memorial Gym)

Alabama 75 • 9-5, 1-1 SEC

#	Player	Total		3-Ptr		Rebounds			PF	TP	A	TO	Blk	Stl	Min
		FG-FGA	FG-FGA	FT-FTA	Off	Def	Tot								
00	Hall, Donta	f	6-6	0-0	2-3	1	5	6	3	14	0	2	2	1	27
25	Key, Braxton	f	3-8	1-2	2-2	1	5	6	2	9	3	1	1	4	33
02	Sexton, Collin	g	8-14	1-2	7-7	0	3	3	4	24	5	2	0	3	30
12	Ingram, Dazon	g	2-4	0-1	5-6	0	6	6	1	9	2	2	3	0	29
23	Petty, John	g	1-6	0-3	0-0	0	1	1	0	2	1	1	0	1	28
04	Giddens, Daniel	g	1-2	0-0	3-4	0	1	1	4	5	1	0	0	1	12
05	Johnson Jr, Avery	g	2-4	2-3	0-0	0	2	2	1	6	0	1	0	0	19
10	Jones, Herbert	g	3-8	0-0	0-0	2	1	3	2	6	1	1	2	0	21
30	Smith, Galin	g	0-0	0-0	0-0	0	0	0	0	0	0	0	0	0	1
Team						0	3	3							
Totals			26-52	4-11	19-22	4	27	31	17	75	13	10	8	10	200

FG % 1st Half: 11-26 42.3% 2nd half: 15-26 57.7% Game: 26-52 50.0%
3FG % 1st Half: 3-8 37.5% 2nd half: 1-3 33.3% Game: 4-11 36.4%
FT % 1st Half: 8-9 88.9% 2nd half: 11-13 84.6% Game: 19-22 86.4%

Vanderbilt 76 • 6-8, 1-1 SEC

#	Player	Total		3-Ptr		Rebounds			PF	TP	A	TO	Blk	Stl	Min
		FG-FGA	FG-FGA	FT-FTA	Off	Def	Tot								
11	ROBERSON, Jeff	f	5-11	2-2	5-6	0	5	5	3	17	2	2	0	2	34
15	BROWN, Clevon	f	1-5	0-3	1-2	3	2	5	2	3	1	1	2	1	16
00	LEE, Saben	g	7-14	2-4	7-9	1	0	1	1	23	2	3	0	3	27
10	EVANS, Maxwell	g	2-7	1-6	4-5	0	1	1	1	9	1	2	0	0	24
13	LaCHANCE, Riley	g	3-5	2-3	2-2	0	2	2	2	10	5	3	0	0	30
01	WILLIS, Payton	g	0-3	0-3	0-0	0	1	1	1	0	1	0	0	0	10
02	TOYE, Joe	g	0-1	0-0	1-2	0	1	1	1	1	0	0	0	0	6
05	FISHER-DAVIS,Matthe	g	4-7	3-4	0-0	2	3	5	3	11	0	1	0	1	29
12	BAPTISTE, Djery	g	1-1	0-0	0-0	0	7	7	1	2	0	0	3	0	24
Team						3	2	5							
Totals			23-54	10-25	20-26	9	24	33	15	76	12	12	5	7	200

FG % 1st Half: 12-30 40.0% 2nd half: 11-24 45.8% Game: 23-54 42.6%
3FG % 1st Half: 8-16 50.0% 2nd half: 2-9 22.2% Game: 10-25 40.0%
FT % 1st Half: 11-13 84.6% 2nd half: 9-13 69.2% Game: 20-26 76.9%

Officials: Doug Shows, Byron Jarrett, Owen Shortt
Technical fouls: Alabama-None. Vanderbilt-None.
Attendance: 9519

Score by periods	1st	2nd	Total
Alabama	33	42	75
Vanderbilt	43	33	76

Points	In	Off	2nd	Fast	Bench
Alabama	42	20	16	4	8
UA	20	16	11	4	14

Score tied - 3 times.
Lead changed - 3 times.

GAME 15

Official Basketball Box Score -- Game Totals -- Final Statistics
Alabama vs Georgia
01/06/18 12:00 PM ET at Stegeman Coliseum -- Athens, Ga.

Alabama 46 • 9-6, 1-2

#	Player	Total		3-Ptr		Rebounds			PF	TP	A	TO	Blk	Stl	Min
		FG-FGA	FG-FGA	FT-FTA	Off	Def	Tot								
00	HALL, DONTA	f	3-6	0-0	1-1	2	4	6	1	7	0	0	0	1	16
25	KEY, BRAXTON	f	0-7	0-4	1-2	1	4	5	1	1	1	1	0	0	20
02	SEXTON, COLLIN	g	9-16	1-3	4-6	0	2	2	3	23	3	3	0	1	33
10	JONES, HERBERT	g	2-7	0-3	0-0	0	4	4	2	4	0	3	2	1	29
23	PETTY, JOHN	g	1-8	1-7	0-0	0	0	0	0	3	1	0	1	1	29
03	REESE, ALEX	g	0-1	0-1	0-0	0	3	3	1	0	0	0	0	0	8
04	GIDDENS, DANIEL	g	0-1	0-0	0-0	0	3	3	4	0	1	0	3	1	22
05	JOHNSON JR, AVERY	g	2-7	2-5	2-2	0	1	1	2	8	1	1	0	2	22
24	SCHAFFER, LAWSON	g	0-0	0-0	0-0	0	0	0	0	0	2	0	1	3	
30	SMITH, GALIN	g	0-4	0-0	0-0	1	2	3	4	0	0	2	0	0	18
Team						2	2	4							
Totals			17-57	4-23	8-11	6	25	31	18	46	7	12	6	8	200

FG % 1st Half: 9-32 28.1% 2nd half: 8-25 32.0% Game: 17-57 29.8%
3FG % 1st Half: 3-14 21.4% 2nd half: 1-9 11.1% Game: 4-23 17.4%
FT % 1st Half: 3-4 75.0% 2nd half: 5-7 71.4% Game: 8-11 72.7%

Georgia 65 • 11-3, 2-1

#	Player	Total		3-Ptr		Rebounds			PF	TP	A	TO	Blk	Stl	Min
		FG-FGA	FG-FGA	FT-FTA	Off	Def	Tot								
01	MATEN, Yante	f	9-19	4-7	4-6	4	7	11	1	26	3	0	1	0	35
13	WILRIDGE, ETorrion	f	0-2	0-1	0-0	1	1	2	0	0	3	0	1	0	12
20	HAMMONDS, Rayshaun	f	4-10	2-4	3-3	2	6	8	2	13	1	2	0	2	31
34	OGBEIDE, Derek	f	3-5	0-0	2-2	2	6	8	3	8	0	3	3	1	27
00	JACKSON II, William	g	0-8	0-8											

2017-18 BOX SCORES

GAME 17

Official Basketball Box Score -- Game Totals -- Final Statistics
Alabama vs LSU
01/13/18 7:31 PM at Maravich Center (Baton Rouge, La.)

Alabama 74 • 11-6 (3-2)

#	Player	Total			3-Ptr			Rebounds			PF	TP	A	TO	Blk	Stl	Min
		FG-FGA	FG-FGA	FT-FTA	FG-FGA	FG-FGA	FT-FTA	Off	Def	Tot							
04	Giddens, Daniel	r	1-1	0-0	0-0	2	0	2	4	2	0	1	1	0	0	8	
25	Key, Braxton	r	3-8	0-2	0-0	0	4	4	2	6	2	2	0	1	24		
02	Sexton, Collin	g	4-16	1-5	6-6	2	5	7	5	15	3	9	1	0	34		
10	Jones, Herbert	g	2-4	1-1	0-0	3	3	6	1	5	0	2	0	2	25		
12	Ingram, Dazon	g	4-5	0-1	10-10	0	10	10	2	18	3	1	1	3	32		
03	Reese, Alex	g	4-6	1-3	0-0	1	2	3	2	9	0	2	0	1	11		
05	Johnson Jr, Avery	g	1-4	1-3	2-2	0	0	2	5	0	0	0	0	0	11		
23	Petty, John	g	2-8	2-7	0-0	0	1	1	1	6	0	1	0	1	26		
30	Smith, Galin	g	4-5	0-0	0-0	2	2	4	1	8	0	0	1	0	29		
Team						2	1	3									
Totals			25-57	6-22	18-18	12	28	40	20	74	8	19	4	8	200		

FG % 1st Half: 12-30 40.0% 2nd half: 13-27 48.1% Game: 25-57 43.9%
3FG % 1st Half: 4-11 36.4% 2nd half: 2-11 18.2% Game: 6-22 27.3%
FT % 1st Half: 4-4 100.0 2nd half: 14-14 100.0 Game: 18-18 100.0

LSU 66 • 11-5 (2-2)

#	Player	Total			3-Ptr			Rebounds			PF	TP	A	TO	Blk	Stl	Min
		FG-FGA	FG-FGA	FT-FTA	FG-FGA	FG-FGA	FT-FTA	Off	Def	Tot							
01	Duop Reath	r	3-7	1-1	5-6	0	2	2	3	12	1	5	1	1	28		
21	Aaron Epps	r	5-7	2-3	2-2	2	2	4	2	14	2	0	1	2	29		
03	Tremont Waters	g	5-13	3-9	6-8	0	3	3	4	19	5	1	0	3	37		
04	Skylar Mays	g	2-7	1-3	1-2	1	2	3	3	6	3	1	0	0	26		
05	Daryl Edwards	g	2-6	0-3	0-0	0	0	0	1	4	1	1	0	1	22		
00	Brandon Sampson	g	2-5	0-3	3-4	0	0	3	1	7	0	3	0	2	20		
02	Brandon Rachal	g	0-1	0-0	0-0	2	2	4	3	0	0	2	1	1	19		
14	Randy Onwuasor	g	2-5	0-2	0-0	0	4	4	0	4	1	1	0	1	15		
44	Wayde Sims	g	0-1	0-1	0-0	0	0	0	0	0	0	0	0	0	4		
Team						0	1	1									
Totals			21-52	7-25	17-22	5	19	24	18	66	13	14	3	11	200		

FG % 1st Half: 11-31 35.5% 2nd half: 10-21 47.6% Game: 21-52 40.4%
3FG % 1st Half: 4-17 23.5% 2nd half: 3-8 37.5% Game: 7-25 28.0%
FT % 1st Half: 4-4 100.0 2nd half: 13-18 72.2% Game: 17-22 77.3%

Officials: Olandis Poole, Peter Juzenas, Gerald Williams
Technical fouls: Alabama-None. LSU-TEAM.
Attendance: 13600
5th largest crowd in the current PMAC configuration

Score by periods	1st	2nd	Total
Alabama	32	42	74
LSU	30	36	66

GAME 18

Official Basketball Box Score -- Game Totals -- Final Statistics
Auburn vs Alabama
1/17/18 6 p.m. CT at Tuscaloosa, Ala. (Coleman Coliseum)

Auburn 71 • 16-2, 4-1

#	Player	Total			3-Ptr			Rebounds			PF	TP	A	TO	Blk	Stl	Min
		FG-FGA	FG-FGA	FT-FTA	FG-FGA	FG-FGA	FT-FTA	Off	Def	Tot							
13	MURRAY, Desean	r	3-6	0-1	5-6	6	4	10	2	11	1	2	0	0	24		
24	MCLEMORE, Anfernee	r	2-8	0-2	2-2	1	1	2	2	6	0	0	0	1	15		
01	HARPER, Jared	g	3-9	0-4	4-8	0	0	0	1	10	2	2	0	2	31		
02	BROWN, Bryce	g	4-11	4-8	0-0	1	0	1	4	12	1	3	1	0	32		
05	HERON, Mustapha	g	2-7	0-2	1-2	0	3	3	5	5	1	4	0	2	26		
00	SPENCER, Horace	g	3-3	0-0	0-0	0	6	6	2	6	0	2	2	3	20		
04	OKEKE, Chuma	g	3-7	2-5	2-4	2	4	6	2	10	0	0	1	0	21		
10	MITCHELL, Davion	g	1-2	1-1	0-0	0	0	0	2	3	5	0	0	0	13		
14	DUNBAR, Malik	g	3-8	2-3	0-0	0	3	3	1	8	1	1	0	1	18		
Team						2	2	4									
Totals			24-61	9-26	14-22	12	23	35	21	71	11	14	4	9	200		

FG % 1st Half: 12-34 35.3% 2nd half: 12-27 44.4% Game: 24-61 39.3%
3FG % 1st Half: 7-15 46.7% 2nd half: 2-11 18.2% Game: 9-26 34.6%
FT % 1st Half: 2-3 66.7% 2nd half: 12-19 63.2% Game: 14-22 63.6%

Alabama 76 • 12-6, 4-2

#	Player	Total			3-Ptr			Rebounds			PF	TP	A	TO	Blk	Stl	Min
		FG-FGA	FG-FGA	FT-FTA	FG-FGA	FG-FGA	FT-FTA	Off	Def	Tot							
25	Key, Braxton	r	1-3	0-1	2-2	1	8	9	1	4	3	3	1	1	31		
04	Giddens, Daniel	c	1-1	0-0	1-2	0	2	2	3	3	0	2	1	0	13		
10	Jones, Herbert	g	5-9	0-0	1-2	1	6	7	5	11	4	2	1	4	25		
12	Ingram, Dazon	g	3-10	0-1	10-13	0	3	3	3	16	2	5	0	2	35		
23	Petty, John	g	9-14	8-13	1-2	0	1	1	1	27	2	3	0	0	33		
00	Hall, Donta	g	1-1	0-0	0-0	1	4	5	0	2	0	0	1	1	15		
03	Reese, Alex	g	2-7	2-5	1-2	1	2	3	4	7	0	0	0	0	15		
05	Johnson Jr, Avery	g	1-4	0-3	0-0	0	1	1	3	2	1	1	1	0	15		
24	Schaffer, Lawson	g	0-0	0-0	0-0	0	0	0	0	0	0	0	0	0	1		
30	Smith, Galin	g	2-2	0-0	0-2	1	0	1	5	4	0	3	3	0	17		
Team						3	2	5									
Totals			25-51	10-23	16-25	8	29	37	25	76	12	19	8	8	200		

FG % 1st Half: 10-25 40.0% 2nd half: 15-26 57.7% Game: 25-51 49.0%
3FG % 1st Half: 5-12 41.7% 2nd half: 5-11 45.5% Game: 10-23 43.5%
FT % 1st Half: 5-6 83.3% 2nd half: 11-19 57.9% Game: 16-25 64.0%

Officials: Anthony Jordan, Jamie Luckie, Mike Nance
Technical fouls: Auburn-None. Alabama-None.
Attendance: 15383

Score by periods	1st	2nd	Total
Auburn	33	38	71
Alabama	30	46	76

	In	Off	2nd	Fast	Bench
Points	Paint	T/O	Chance	Break	
AU	26	16	13	4	27
UA	24	21	4	6	15

Last FG - AU 2nd-00:04, UA 2nd-00:43.
Largest lead - AU by 4 1st-04:41, UA by 13 2nd-09:16.
AU led for 08:04, UA led for 28:54. Game was tied for 03:02.
Score tied - 6 times.
Lead changed - 8 times.

GAME 19

Official Basketball Box Score -- Game Totals -- Final Statistics
Mississippi State vs Alabama
1/20/18 7:30 p.m. at Tuscaloosa, Ala. (Coleman Coliseum)

Mississippi State 62 • 14-5, 2-4

#	Player	Total			3-Ptr			Rebounds			PF	TP	A	TO	Blk	Stl	Min
		FG-FGA	FG-FGA	FT-FTA	FG-FGA	FG-FGA	FT-FTA	Off	Def	Tot							
24	Ado, Abdul	r	5-8	0-0	1-1	2	2	4	4	11	0	3	1	0	20		
35	Holman, Aric	r	3-5	1-1	4-5	2	8	10	3	11	0	1	0	0	28		
00	Weatherspoon, Nick	g	2-9	1-4	2-2	0	1	1	2	7	1	2	0	1	25		
11	Weatherspoon, Q	g	4-9	0-3	4-4	4	5	9	2	12	2	5	0	2	31		
23	Carter, Tyson	g	1-5	1-4	0-0	0	0	0	1	3	0	1	0	0	23		
01	Peters, Lamar	g	6-15	4-10	1-2	0	1	1	3	17	2	2	0	3	28		
02	Wright, Eli	g	0-1	0-0	0-0	0	2	2	2	0	0	0	0	0	12		
22	Feazell, KeyShawn	g	0-2	0-1	0-0	0	1	1	1	0	0	0	0	0	13		
45	Datchler, E.J.	g	0-2	0-0	1-2	1	4	5	2	1	0	1	0	1	20		
Team						4	1	5									
Totals			21-56	7-23	13-16	13	25	38	20	62	5	16	1	7	200		

FG % 1st Half: 8-25 32.0% 2nd half: 13-31 41.9% Game: 21-56 37.5%
3FG % 1st Half: 2-10 20.0% 2nd half: 5-13 38.5% Game: 7-23 30.4%
FT % 1st Half: 4-6 66.7% 2nd half: 9-10 90.0% Game: 13-16 81.3%

Alabama 68 • 13-6, 5-2

#	Player	Total			3-Ptr			Rebounds			PF	TP	A	TO	Blk	Stl	Min
		FG-FGA	FG-FGA	FT-FTA	FG-FGA	FG-FGA	FT-FTA	Off	Def	Tot							
25	Key, Braxton	r	6-13	2-4	2-3	3	2	5	1	16	4	2	1	3	28		
04	Giddens, Daniel	c	5-7	0-0	3-6	3	1	4	4	13	1	0	3	1	22		
10	Jones, Herbert	g	3-8	0-1	0-0	2	3	5	1	6	0	1	1	0	30		
12	Ingram, Dazon	g	0-2	0-0	7-10	1	7	8	4	7	6	3	0	1	29		
23	Petty, John	g	3-11	2-7	1-2	1	3	4	2	9	4	2	0	1	35		
00	Hall, Donta	g	4-8	0-0	0-2	2	3	5	1	8	1	1	1	0	19		
03	Reese, Alex	g	1-4	0-2	0-0	0	2	2	0	2	0	0	0	1	12		
05	Johnson Jr, Avery	g	2-3	1-2	0-0	0	1	1	1	5	0						

2017-18 BOX SCORES

GAME 21

Official Basketball Box Score -- Game Totals -- Final Statistics
Oklahoma vs Alabama
1/27/18 1:15 p.m. at Tuscaloosa, Ala. (Coleman Coliseum)

Oklahoma 73 • 15-5

#	Player	Total			3-Ptr			Rebounds			PF	TP	A	TO	Blk	Stl	Min
		FG	FGA	FT	FTA	FG	FGA	FT	FTA	Off							
03	Lattin, Khadeem	f	8-11	0-0	2-2	4	3	7	3	18	0	0	2	1	28		
35	Manek, Brady	f	5-13	1-7	1-1	4	5	9	3	12	2	1	0	0	28		
00	James, Christian	g	3-9	2-7	0-0	1	5	6	4	8	0	2	0	1	32		
01	Odomes, Rashard	g	6-12	0-0	3-4	4	3	7	2	15	1	0	0	1	23		
11	Young, Trae	g	6-17	4-9	1-2	0	3	3	2	17	8	5	0	1	37		
04	McNeace, Jamuni	g	0-0	0-0	0-0	0	0	0	2	0	0	1	1	0	9		
05	Freeman, Matt	g	0-1	0-0	0-0	0	0	0	0	0	0	0	0	0	4		
13	Shepherd, Jordan	g	0-2	0-1	0-0	0	0	0	0	1	1	0	0	0	12		
14	Sazenby, Ty	g	0-0	0-1	0-0	0	0	0	0	0	0	0	0	0	3		
20	McGusty, Kameron	g	1-4	1-3	0-0	0	2	2	1	3	0	2	0	0	13		
21	Doolittle, Kristian	g	0-1	0-0	0-0	0	2	2	0	0	0	0	0	0	8		
44	Polla, Hannes	g	0-1	0-0	0-0	0	0	0	0	0	0	0	0	0	3		
Team						2	0	2									
Totals			29-71	8-27	7-9	15	23	38	18	73	12	13	3	4	200		

FG % 1st Half: 14-36 38.9% 2nd half: 15-35 42.9% Game: 29-71 40.8%
3FG % 1st Half: 4-13 30.8% 2nd half: 4-14 28.6% Game: 8-27 29.6%
FT % 1st Half: 3-4 75.0% 2nd half: 4-5 80.0% Game: 7-9 77.8%

Alabama 80 • 14-7

#	Player	Total			3-Ptr			Rebounds			PF	TP	A	TO	Blk	Stl	Min
		FG	FGA	FT	FTA	FG	FGA	FT	FTA	Off							
00	Hall, Donta	f	4-6	0-0	1-4	3	4	7	0	9	2	2	8	1	24		
25	Key, Braxton	f	3-9	2-5	3-4	1	4	5	1	11	2	1	0	2	29		
02	Sexton, Collin	g	8-14	1-4	1-2	0	3	3	3	18	2	3	0	0	32		
12	Ingram, Dazon	g	2-4	1-1	3-4	0	3	3	3	8	3	1	0	1	25		
23	Petty, John	g	3-4	3-4	0-0	0	3	3	0	9	1	4	0	1	23		
03	Reese, Alex	g	1-3	1-3	0-0	0	0	0	0	3	2	0	1	1	11		
04	Giddens, Daniel	g	2-2	0-0	0-1	2	7	9	1	4	0	3	2	0	17		
05	Johnson Jr., Avery	g	1-2	0-1	2-2	0	0	0	0	4	0	1	0	0	8		
10	Jones, Herbert	g	6-10	0-1	2-5	1	4	5	3	14	3	2	1	2	31		
Team						2	0	2									
Totals			30-54	8-19	12-22	9	28	37	11	80	15	17	12	8	200		

FG % 1st Half: 16-31 51.6% 2nd half: 14-23 60.9% Game: 30-54 55.6%
3FG % 1st Half: 5-12 41.7% 2nd half: 3-7 42.9% Game: 8-19 42.1%
FT % 1st Half: 4-7 57.1% 2nd half: 8-15 53.3% Game: 12-22 54.5%

Officials: Doug Simmons, Olandis Poole, Chuck Jones
Technical fouls: Oklahoma-None. Alabama-None.
Attendance: 15383
Big 12/SEC Challenge

Score by periods	1st	2nd	Total	Points	In	Off	2nd	Fast	Bench
Oklahoma	35	38	73	OU	40	18	22	0	3
Alabama	41	39	80	UA	42	18	11	12	25

Last FG - OU 2nd-00:00, UA 2nd-01:59.
Largest lead - OU by 5 2nd-11:12, UA by 13 1st-07:04.
OU led for 07:25. UA led for 30:15. Game was tied for 02:20.
Score tied - 2 times.
Lead changed - 10 times.

GAME 22

Official Basketball Box Score -- Game Totals -- Final Statistics
Missouri vs Alabama
1/31/18 8:05 p.m. at Tuscaloosa, Ala. (Coleman Coliseum)

Missouri 69 • 14-8, 4-5

#	Player	Total			3-Ptr			Rebounds			PF	TP	A	TO	Blk	Stl	Min
		FG	FGA	FT	FTA	FG	FGA	FT	FTA	Off							
21	BARNETT, Jordan	f	3-7	2-4	0-0	0	2	2	3	8	0	2	0	1	30		
23	TILMON, Jeremiah	f	6-6	0-0	0-1	0	3	3	5	12	1	3	1	0	14		
24	PURYEAR, Kevin	f	0-5	0-3	2-2	4	2	6	3	2	1	3	0	0	34		
03	ROBERTSON, Kassius	g	6-10	4-8	6-7	0	4	4	1	22	4	4	0	0	39		
33	VANLEER, Cullen	g	1-4	1-4	0-0	0	2	2	3	3	2	1	0	2	27		
10	RAU, Brett	g	0-0	0-0	0-0	0	0	0	0	0	0	0	0	0	0+		
11	PORTER, Jontay	g	6-9	1-3	0-0	0	3	3	4	13	1	2	0	0	18		
14	NIKKO, Reed	g	2-3	0-0	0-1	0	2	2	4	4	0	2	1	0	11		
15	GEIST, Jordan	g	1-3	1-1	2-4	0	9	9	2	5	4	0	0	0	27		
Team						2	4	6									
Totals			25-47	9-23	10-15	6	31	37	25	69	13	19	2	3	200		

FG % 1st Half: 14-25 56.0% 2nd half: 11-22 50.0% Game: 25-47 53.2%
3FG % 1st Half: 5-11 45.5% 2nd half: 4-12 33.3% Game: 9-23 39.1%
FT % 1st Half: 2-3 66.7% 2nd half: 8-12 66.7% Game: 10-15 66.7%

Alabama 60 • 14-8, 5-4

#	Player	Total			3-Ptr			Rebounds			PF	TP	A	TO	Blk	Stl	Min
		FG	FGA	FT	FTA	FG	FGA	FT	FTA	Off							
00	Hall, Donta	f	2-5	0-0	5-8	1	3	4	2	9	0	2	0	1	23		
25	Key, Braxton	f	0-1	0-0	1-2	1	2	3	2	1	1	2	0	1	23		
02	Sexton, Collin	g	7-16	3-7	6-10	1	3	4	4	23	2	1	0	1	33		
12	Ingram, Dazon	g	3-6	1-2	3-5	0	4	4	3	10	1	0	1	1	33		
23	Petty, John	g	1-6	0-5	3-3	0	1	1	0	5	1	1	0	1	28		
03	Reese, Alex	g	1-3	1-3	2-2	0	2	2	0	5	0	0	0	1	9		
04	Giddens, Daniel	g	1-3	0-0	1-2	0	0	0	4	3	0	2	1	1	14		
05	Johnson Jr., Avery	g	1-3	0-1	0-0	0	0	0	0	2	0	0	0	0	7		
10	Jones, Herbert	g	0-4	0-1	0-0	2	2	4	2	0	1	2	1	0	19		
04	Schaffer, Lawson	g	0-0	0-0	0-0	0	0	0	0	0	0	0	0	0	1		
30	Smith, Galin	g	1-1	0-0	0-0	1	2	3	2	2	0	0	0	0	10		
Team						1	1	2									
Totals			17-48	5-20	21-32	7	20	27	19	60	6	11	3	7	200		

FG % 1st Half: 11-21 52.4% 2nd half: 6-27 22.2% Game: 17-48 35.4%
3FG % 1st Half: 3-7 42.9% 2nd half: 2-13 15.4% Game: 5-20 25.0%
FT % 1st Half: 8-15 53.3% 2nd half: 13-17 76.5% Game: 21-32 65.6%

Officials: Joe Lindsay, William Covington, Alfred Smith
Technical fouls: Missouri-None. Alabama-None.
Attendance: 11603

Score by periods	1st	2nd	Total	Points	In	Off	2nd	Fast	Bench
Missouri	35	34	69	MIZ	22	15	7	2	22
Alabama	33	27	60	UA	24	18	7	4	12

Last FG - MIZ 2nd-04:59, UA 2nd-00:50.
Largest lead - MIZ by 12 1st-05:04, UA by 3 1st-18:18.
MIZ led for 35:01. UA led for 01:22. Game was tied for 03:37.
Score tied - 5 times.
Lead changed - 1 time.

GAME 23

Official Basketball Box Score -- Game Totals -- Final Statistics
Alabama vs Florida
2/3/18 4 p.m. at Exactech Arena - Gainesville, Fla.

Alabama 68 • 15-8, 6-4 SEC

#	Player	Total			3-Ptr			Rebounds			PF	TP	A	TO	Blk	Stl	Min
		FG	FGA	FT	FTA	FG	FGA	FT	FTA	Off							
00	Hall, Donta	f	7-7	0-0	0-0	4	7	11	2	14	0	3	1	1	28		
04	Giddens, Daniel	f	0-2	0-0	0-0	0	0	0	1	0	0	1	0	0	7		
02	Sexton, Collin	g	7-15	2-5	1-2	2	6	8	2	17	6	3	1	2	31		
12	Ingram, Dazon	g	4-7	0-1	0-3	0	7	7	1	8	1	4	0	1	32		
23	Petty, John	g	0-2	0-2	0-0	0	3	3	1	0	1	2	0	0	18		
05	Johnson Jr., Avery	g	4-8	1-2	1-3	2	0	2	1	10	2	0	0	2	21		
10	Jones, Herbert	g	2-4	0-0	2-2	0	1	1	3	6	0	2	1	0	23		
25	Key, Braxton	g	5-7	1-3	2-2	1	4	5	1	13	2	3	1	0	34		
30	Smith, Galin	g	0-0	0-0	0-0	0	0	0	0	0	1	0	0	0	6		
Team						2	4	6									
Totals			29-52	4-13	6-12	11	32	43	12	68	12	19	4	6	200		

FG % 1st Half: 11-21 52.4% 2nd half: 18-31 58.1% Game: 29-52 55.8%
3FG % 1st Half: 3-7 42.9% 2nd half: 1-6 16.7% Game: 4-13 30.8%
FT % 1st Half: 2-4 50.0% 2nd half: 4-8 50.0% Game: 6-12 50.0%

Florida 50 • 15-8, 6-4 SEC

#	Player	Total			3-Ptr			Rebounds			PF	TP	A	TO	Blk	Stl	Min
		FG	FGA	FT	FTA	FG	FGA	FT	FTA	Off							
25	Stone, Keith	f	4-9	1-3	3-4	2	3	5	1	12	1	2	0	1	30		
03	Hudson, Jalen	g	3-10	0-4	0-0	0	1	1	2	6	0	5	1	0	30		
04	Koulechov, Egor	g	5-10	1-4	0-0	0	2	2	1	11							

2017-18 BOX SCORES

GAME 25

Official Basketball Box Score -- Game Totals -- Final Statistics
Tennessee vs Alabama
2/10/18 5 p.m. CT at Tuscaloosa, Ala. (Coleman Coliseum)

Tennessee 50 • 18-6, 8-4

##	Player	Total		3-Ptr		Rebounds			PF	TP	A	TO	Blk	Stl	Min
		FG-FGA	FG-FGA	FT-FTA	Off	Def	Tot								
02	Williams, Grant	f	5-12	0-1	6-7	4	0	4	2	16	1	1	1	0	24
05	Schofield, Admiral	f	2-8	1-3	2-4	0	7	7	1	7	0	2	0	1	23
11	Alexander, Kyle	f	1-3	0-0	0-0	1	3	4	2	2	0	0	0	0	14
00	Bone, Jordan	g	1-5	0-1	0-0	0	0	0	2	2	2	1	0	1	14
23	Bowden, Jordan	g	2-10	1-4	0-0	1	0	1	3	5	1	1	0	1	27
01	Turner, Lamonte	g	1-4	1-3	2-3	0	1	1	1	5	1	3	0	1	24
03	Daniel, James	g	1-5	1-4	0-0	1	1	2	1	3	1	1	0	0	13
10	Fulkerson, John	g	0-1	0-0	1-2	0	2	2	1	1	0	0	0	0	13
13	Johnson, Jalen	g	1-3	0-1	0-0	0	2	2	0	2	0	0	1	0	17
15	Walker, Derrick	g	2-3	0-0	0-0	3	4	7	3	4	0	1	2	0	15
32	Darrington, Chris	g	0-3	0-0	3-4	0	0	0	2	3	0	1	0	0	8
35	Pons, Yves	g	0-1	0-0	0-0	1	0	1	0	0	1	1	0	0	8
Team						2	2	4			1				
Totals			16-58	4-17	14-20	13	22	35	16	50	7	13	4	4	200

FG % 1st Half: 9-29 31.0% 2nd half: 7-29 24.1% Game: 16-58 27.6%
3FG % 1st Half: 4-10 40.0% 2nd half: 0-7 0.0% Game: 4-17 23.5%
FT % 1st Half: 5-6 83.3% 2nd half: 9-14 64.3% Game: 14-20 70.0%

Alabama 78 • 16-9, 7-5

##	Player	Total		3-Ptr		Rebounds			PF	TP	A	TO	Blk	Stl	Min
		FG-FGA	FG-FGA	FT-FTA	Off	Def	Tot								
00	Hall, Donta	f	8-10	0-0	1-4	3	8	11	3	17	1	0	3	2	27
04	Giddens, Daniel	c	1-2	0-0	0-0	2	4	6	4	2	0	2	0	2	14
02	Sexton, Collin	g	6-10	1-3	3-4	0	5	5	1	16	4	2	0	0	24
12	Ingram, Dazon	g	3-5	0-1	0-0	0	4	4	2	6	2	1	0	1	25
23	Petty, John	g	4-7	3-4	3-4	1	1	2	0	14	4	2	2	0	27
03	Reese, Alex	g	2-3	0-1	0-0	0	1	1	3	4	0	1	0	0	12
05	Johnson Jr., Avery	g	0-4	0-1	2-2	1	1	2	3	2	1	2	0	0	16
10	Jones, Herbert	g	3-7	1-2	0-0	0	2	2	0	7	2	0	0	3	17
15	Barnes, Tyler	g	0-0	0-0	0-2	0	0	0	0	0	0	0	0	0	2
25	Key, Braxton	g	4-7	0-2	0-1	1	3	4	0	8	1	1	0	0	24
30	Smith, Galin	g	1-1	0-0	0-1	0	0	0	0	2	0	0	2	0	12
Team						0	3	3							
Totals			32-56	5-14	9-18	8	32	40	16	78	15	11	7	8	200

FG % 1st Half: 16-29 55.2% 2nd half: 16-27 59.3% Game: 32-56 57.1%
3FG % 1st Half: 2-7 28.6% 2nd half: 3-7 42.9% Game: 5-14 35.7%
FT % 1st Half: 3-5 60.0% 2nd half: 6-13 46.2% Game: 9-18 50.0%

Officials: Joe Lindsey, William Covington, Garrick Shannon
Technical fouls: Tennessee-None. Alabama-None.
Attendance: 15383

Score by periods	1st	2nd	Total
Tennessee	27	23	50
Alabama	37	41	78

Points	In	Off	2nd	Fast	Bench
UT	18	10	8	0	18
UA	50	15	11	12	23

Last FG - UT 2nd-01:27, UA 2nd-02:46.
Largest lead - UT None, UA by 28 2nd-05:24.
UT led for 00:00, UA led for 39:19. Game was tied for 00:41.

Score tied - 1 time.
Lead changed - 0 times.

GAME 26

Official Basketball Box Score -- Game Totals -- Final Statistics
LSU vs Alabama
2/13/18 8 p.m. CT at Tuscaloosa, Ala. (Coleman Coliseum)

LSU 65 • 14-11, 5-8

##	Player	Total		3-Ptr		Rebounds			PF	TP	A	TO	Blk	Stl	Min
		FG-FGA	FG-FGA	FT-FTA	Off	Def	Tot								
01	Reath, Duop	f	2-7	1-1	0-2	2	3	5	1	5	0	2	2	0	27
21	Epps, Aaron	f	2-8	0-4	0-0	1	3	4	4	4	0	2	1	0	30
03	Waters, Tremont	g	2-12	1-6	0-0	0	1	1	3	5	4	1	0	4	25
04	Mays, Skylar	g	3-7	2-5	5-5	2	7	9	3	13	3	0	0	1	36
05	Edwards, Daryl	g	8-10	3-3	2-4	0	3	3	2	21	1	2	0	3	33
00	Sampson, Brandon	g	2-3	1-2	0-0	0	4	4	3	5	1	3	0	1	16
02	Rachal, Brandon	g	1-4	0-0	1-2	2	1	3	1	3	0	0	0	1	8
12	Graves, Marshall	g	0-0	0-0	0-0	0	0	0	0	0	0	0	0	0	3
14	Onwuasor, Randy	g	1-3	1-2	4-4	1	1	2	7	0	2	0	0	1	15
44	Sims, Wayne	g	1-2	0-0	0-0	0	0	0	4	2	0	2	0	0	7
Team						1	1	2							
Totals			22-56	9-23	12-17	9	24	33	23	65	10	14	3	11	200

FG % 1st Half: 11-31 35.5% 2nd half: 11-25 44.0% Game: 22-56 39.3%
3FG % 1st Half: 3-10 30.0% 2nd half: 6-13 46.2% Game: 9-23 39.1%
FT % 1st Half: 5-8 62.5% 2nd half: 7-9 77.8% Game: 12-17 70.6%

Alabama 80 • 17-9, 8-5

##	Player	Total		3-Ptr		Rebounds			PF	TP	A	TO	Blk	Stl	Min
		FG-FGA	FG-FGA	FT-FTA	Off	Def	Tot								
00	Hall, Donta	f	8-10	0-0	4-7	2	6	8	1	20	0	1	2	2	25
04	Giddens, Daniel	c	1-1	0-0	2-2	0	4	4	4	4	1	0	0	0	13
02	Sexton, Collin	g	5-11	2-5	3-6	0	0	0	4	15	6	3	0	1	22
12	Ingram, Dazon	g	2-5	2-3	1-2	0	2	2	0	7	3	0	0	0	25
23	Petty, John	g	4-5	3-3	0-0	0	5	5	1	11	1	3	0	0	29
03	Reese, Alex	g	1-2	1-2	2-2	0	2	2	0	5	0	2	0	0	11
05	Johnson Jr., Avery	g	0-2	0-1	2-2	0	0	0	2	2	2	1	0	0	15
10	Jones, Herbert	g	1-4	0-3	0-0	2	2	4	2	3	1	1	1	1	22
15	Barnes, Tyler	g	0-0	0-0	0-0	0	0	0	0	0	0	0	0	0	1
24	Schaffer, Lawson	g	0-1	0-1	0-0	0	0	0	0	0	0	1	0	0	3
25	Key, Braxton	g	4-7	2-3	2-2	0	7	7	0	12	1	1	0	0	26
30	Smith, Galin	g	1-1	0-0	0-0	0	0	0	0	2	0	1	1	0	8
Team						0	0	0							
Totals			27-49	10-21	16-23	4	28	32	16	80	17	14	4	4	200

FG % 1st Half: 13-25 52.0% 2nd half: 14-24 58.3% Game: 27-49 55.1%
3FG % 1st Half: 6-13 46.2% 2nd half: 4-8 50.0% Game: 10-21 47.6%
FT % 1st Half: 7-11 63.6% 2nd half: 9-12 75.0% Game: 16-23 69.6%

Officials: Doug Shows, Chuck Jones, Jeffrey Anderson
Technical fouls: LSU-None. Alabama-None.
Attendance: 11154

Score by periods	1st	2nd	Total
LSU	30	35	65
Alabama	39	41	80

Points	In	Off	2nd	Fast	Bench
LSU	24	16	10	10	17
UA	32	18	8	4	23

Last FG - LSU 2nd-00:08, UA 2nd-00:21.
Largest lead - LSU None, UA by 25 2nd-04:51.
LSU led for 00:00, UA led for 39:35. Game was tied for 00:25.

Score tied - 0 times.
Lead changed - 0 times.

GAME 27

GAME 28

2017-18 CUME STATS

2017-18 Alabama Basketball
Alabama Combined Team Statistics (as of Feb 13, 2018)
All games

RECORD:	OVERALL	HOME	AWAY	NEUTRAL
ALL GAMES	17-9	12-3	2-5	3-1
CONFERENCE	8-5	6-1	2-4	0-0
NON-CONFERENCE	9-4	6-2	0-1	3-1

#	Player	gp-gs	min	avg	Total		3-Point		F-Throw		Rebounds				pf	dq	a	to	blk	stl	pts	avg
					fg-fga	fg%	3fg-fga	3fg%	ft-fga	ft%	off	def	tot	avg								
02	Sexton, Collin	23-22	669	29.1	132-303	.436	31-91	.341	127-165	.770	23	61	84	3.7	56	2	80	56	3	24	422	18.3
00	Hall, Donta	25-22	588	23.5	120-161	.745	0-0	.000	45-78	.577	57	122	179	7.2	42	0	14	36	58	19	285	11.4
23	Petty, John	26-24	750	28.8	96-234	.410	67-176	.381	23-36	.639	8	57	65	2.5	21	0	50	54	8	14	282	10.8
12	Ingram, Dazon	25-23	717	28.7	69-162	.426	9-38	.237	103-143	.720	15	130	145	5.8	62	2	70	56	9	23	250	10.0
25	Key, Braxton	16-12	414	25.9	40-102	.392	10-39	.256	20-28	.714	21	63	84	5.3	26	0	34	28	6	19	110	6.9
10	Jones, Herbert	26-8	585	22.5	51-118	.432	7-21	.333	21-37	.568	24	72	96	3.7	68	4	41	45	18	35	130	5.0
01	Norris, Riley	9-3	166	18.4	16-37	.432	6-20	.300	5-8	.625	6	16	22	2.4	19	0	6	5	0	4	43	4.8
04	Giddens, Daniel	26-16	367	14.1	49-84	.583	0-0	.000	23-39	.590	19	52	71	2.7	80	2	7	26	31	11	121	4.7
05	Johnson Jr, Avery	26-0	376	14.5	38-105	.362	16-52	.308	24-30	.800	9	20	29	1.1	43	0	19	16	1	12	116	4.5
03	Reese, Alex	22-0	242	11.0	31-76	.408	14-50	.280	6-8	.750	16	41	57	2.6	24	0	6	14	4	12	82	3.7
30	Smith, Galin	24-0	262	10.9	27-46	.587	0-0	.000	6-20	.300	22	24	46	1.9	42	2	1	18	18	1	60	2.5
33	Fuller, Landon	2-0	5	2.5	1-1	1.000	1-1	1.000	0-0	.000	0	0	0	0.0	0	0	0	0	0	0	3	1.5
24	Schaffer, Lawson	8-0	32	4.0	3-6	.500	2-5	.400	0-0	.000	0	0	0	0.0	4	0	7	6	0	3	8	1.0
15	Barnes, Tyler	3-0	4	1.3	0-1	.000	0-1	.000	0-2	.000	0	0	0	0.0	0	0	0	0	0	0	0	0.0
Team											33	39	72		1		5					
Total.....		26	5177		673-1436	.469	163-494	.330	403-594	.678	253	697	950	36.5	488	12	335	365	156	177	1912	73.5
Opponents.....		26	5200		617-1522	.405	176-564	.312	362-537	.674	297	628	925	35.6	518	9	295	355	88	169	1772	68.2

TEAM STATISTICS	UA	OPP	Date	Opponent	Score	Att.
SCORING	1912	1772	11/10/17	vs Memphis	w 82-70	3238
Points per game	73.5	68.2	11/14/17	LIPSCOMB	w 86-64	12325
Scoring margin	+5.4	-	11/17/17	ALABAMA A&M	w 104-67	11948
FIELD GOALS-ATT	673-1436	617-1522	11/21/17	UT ARLINGTON	w 77-76	11737
Field goal pct	.469	.405	11/24/17	vs BYU	w 71-59	1240
3 POINT FG-ATT	163-494	176-564	11/25/17	vs Minnesota	L 84-89	3469
3-point FG pct	.330	.312	11/29/17	LOUISIANA TECH	w 77-74	12062
3-pt FG made per game	6.3	6.8	12/3/17	UCF	L 62-65	13534
FREE THROWS-ATT	403-594	362-537	12/6/17	RHODE ISLAND	w 68-64	12807
Free throw pct	.678	.674	12/9/17	at Arizona	L 82-88	14644
F-Throws made per game	15.5	13.9	12/19/17	vs Mercer	w 80-79	4799
REBOUNDS	950	925	12/22/17	TEXAS	L 50-66	16146
Rebounds per game	36.5	35.6	* 12/30/17	TEXAS A&M	w 79-57	14218
Rebounding margin	+1.0	-	* 1/2/18	at Vanderbilt	L 75-76	9519
ASSISTS	335	295	* 1/6/18	at Georgia	L 46-65	10523
Assists per game	12.9	11.3	* 1/9/18	SOUTH CAROLINA	w 76-62	10909
TURNOVERS	365	355	* 1/13/18	at LSU	w 74-66	13600
Turnovers per game	14.0	13.7	* 1/17/18	AUBURN	w 76-71	15383
Turnover margin	-0.4	-	* 1/20/18	MISSISSIPPI STATE	w 68-62	15383
Assist/turnover ratio	0.9	0.8	* 1/23/18	at Ole Miss	L 66-78	8099
STEALS	177	169	1/27/18	OKLAHOMA	w 80-73	15383
Steals per game	6.8	6.5	* 1/31/18	MISSOURI	L 60-69	11603
BLOCKS	156	88	* 2/3/18	at Florida	w 68-50	10845
Blocks per game	6.0	3.4	* 2/6/18	at Mississippi State	L 63-67	7095
ATTENDANCE	199975	87071	* 2/10/18	TENNESSEE	w 78-50	15383
Home games-Avg/Game	15-13332	7-10618	* 2/13/18	LSU	w 80-65	11154
Neutral site-Avg/Game	-	4-3186				

* - Conference game

Score by Periods	1st	2nd	Totals
Alabama	914	998	1912
Opponents	872	900	1772

2017-18 SEC STATS

2017-18 Alabama Basketball
Alabama Combined Team Statistics (as of Feb 13, 2018)
Conference games only

RECORD:	OVERALL	HOME	AWAY	NEUTRAL
ALL GAMES	8-5	6-1	2-4	0-0
CONFERENCE	8-5	6-1	2-4	0-0
NON-CONFERENCE	0-0	0-0	0-0	0-0

##	Player	gp-gs	Total			3-Point		F-Throw		Rebounds				Other				pts	avg			
			min	avg	fg-fga	fg%	3fg-fga	3fg%	ft-fa	ft%	off	def	tot	avg	pf	dq	a			to	blk	stl
02	Sexton, Collin	11-10	312	28.4	58-147	.395	14-49	.286	49-64	.766	9	32	41	3.7	29	1	40	29	3	10	179	16.3
00	Hall, Donta	12-9	277	23.1	60-78	.769	0-0	.000	23-41	.561	26	56	82	6.8	19	0	3	15	18	12	143	11.9
12	Ingram, Dazon	12-11	325	27.1	30-69	.435	4-19	.211	47-61	.770	3	59	62	5.2	25	0	30	26	5	12	111	9.3
23	Petty, John	13-11	369	28.4	38-101	.376	29-78	.372	13-16	.813	4	28	32	2.5	11	0	24	21	5	7	118	9.1
25	Key, Braxton	13-9	343	26.4	36-83	.434	8-30	.267	17-24	.708	18	53	71	5.5	24	0	29	22	5	15	97	7.5
05	Johnson Jr, Avery	13-0	208	16.0	20-56	.357	10-31	.323	15-18	.833	5	12	17	1.3	23	0	10	8	1	5	65	5.0
10	Jones, Herbert	13-6	307	23.6	28-67	.418	4-14	.286	4-8	.500	16	36	52	4.0	30	2	18	20	13	16	64	4.9
04	Giddens, Daniel	13-9	195	15.0	23-38	.605	0-0	.000	16-22	.727	9	19	28	2.2	46	1	4	12	12	8	62	4.8
03	Reese, Alex	11-0	96	8.7	14-36	.389	7-24	.292	5-6	.833	4	17	21	1.9	14	0	0	6	0	5	40	3.6
30	Smith, Galin	13-0	154	11.8	15-25	.600	0-0	.000	0-4	.000	10	12	22	1.7	21	1	0	12	11	0	30	2.3
24	Schaffer, Lawson	5-0	10	2.0	0-1	.000	0-1	.000	0-0	.000	0	0	0	0.0	1	0	1	3	0	1	0	0.0
15	Barnes, Tyler	3-0	4	1.3	0-1	.000	0-1	.000	0-2	.000	0	0	0	0.0	0	0	0	0	0	0	0	0.0
Team										15	20	35					4					
Total.....		13	2600	322-702		.459	76-247	.308	189-266	.711	119	344	463	35.6	243	5	159	178	73	91	909	69.9
Opponents.....		13	2600	281-725		.388	86-290	.297	190-267	.712	141	310	451	34.7	241	3	135	172	45	91	838	64.5

TEAM STATISTICS	UA	OPP	Date	Opponent	Score	Att.
SCORING	909	838	* 12/30/17	TEXAS A&M	w 79-57	14218
Points per game	69.9	64.5	* 1/2/18	at Vanderbilt	L 75-76	9519
Scoring margin	+5.5	-	* 1/6/18	at Georgia	L 46-65	10523
FIELD GOALS-ATT	322-702	281-725	* 1/9/18	SOUTH CAROLINA	w 76-62	10909
Field goal pct	.459	.388	* 1/13/18	at LSU	w 74-66	13600
3 POINT FG-ATT	76-247	86-290	* 1/17/18	AUBURN	w 76-71	15383
3-point FG pct	.308	.297	* 1/20/18	MISSISSIPPI STATE	w 68-62	15383
3-pt FG made per game	5.8	6.6	* 1/23/18	at Ole Miss	L 66-78	8099
FREE THROWS-ATT	189-266	190-267	* 1/31/18	MISSOURI	L 60-69	11603
Free throw pct	.711	.712	* 2/3/18	at Florida	w 68-50	10845
F-Throws made per game	14.5	14.6	* 2/6/18	at Mississippi State	L 63-67	7095
REBOUNDS	463	451	* 2/10/18	TENNESSEE	w 78-50	15383
Rebounds per game	35.6	34.7	* 2/13/18	LSU	w 80-65	11154
Rebounding margin	+0.9	-	* - Conference game			
ASSISTS	159	135				
Assists per game	12.2	10.4				
TURNOVERS	178	172				
Turnovers per game	13.7	13.2				
Turnover margin	-0.5	-				
Assist/turnover ratio	0.9	0.8				
STEALS	91	91				
Steals per game	7.0	7.0				
BLOCKS	73	45				
Blocks per game	5.6	3.5				
ATTENDANCE	94033	59681				
Home games-Avg/Game	7-13433	6-9947				
Neutral site-Avg/Game	-	0-0				

Score by Periods	1st	2nd	Totals
Alabama	430	479	909
Opponents	429	409	838

2017-18 TEAM STATS

2017-18 Alabama Basketball
Alabama Overall Team Statistics (as of Feb 13, 2018)
All games

TEAM STATISTICS	UA	OPP
SCORING	1912	1772
Points per game	73.5	68.2
Scoring margin	+5.4	-
FIELD GOALS-ATT	673-1436	617-1522
Field goal pct	.469	.405
3 POINT FG-ATT	163-494	176-564
3-point FG pct	.330	.312
3-pt FG made per game	6.3	6.8
FREE THROWS-ATT	403-594	362-537
Free throw pct	.678	.674
F-Throws made per game	15.5	13.9
REBOUNDS	950	925
Rebounds per game	36.5	35.6
Rebounding margin	+1.0	-
ASSISTS	335	295
Assists per game	12.9	11.3
TURNOVERS	365	355
Turnovers per game	14.0	13.7
Turnover margin	-0.4	-
Assist/turnover ratio	0.9	0.8
STEALS	177	169
Steals per game	6.8	6.5
BLOCKS	156	88
Blocks per game	6.0	3.4
WINNING STREAK	2	-
Home win streak	2	-
ATTENDANCE	199975	87071
Home games-Avg/Game	15-13332	7-10618
Neutral site-Avg/Game	-	4-3186

Score by Periods	1st	2nd	Totals
Alabama	914	998	1912
Opponents	872	900	1772

2017-18 POINTS-REBOUNDS-ASSISTS

2017-18 Alabama Basketball
Alabama Points-Rebounds-Assists (as of Feb 13, 2018)
All games

Opponent	Date	Score	00	01	02	03	04	05	10	
			HALL,DONTA	NORRIS,RIL	SEXTON,COL	REESE,ALEX	GIDDENS,DA	JOHNSON JR	JONES,HERB	
vs Memphis	11/10/17	82-70	w	11-11-3	DNP	DNP	8-9-3	0-1-0	13-2-0	12-5-1
LIPSCOMB	11/14/17	86-64	w	10-5-3	DNP	22-1-5	4-9-0	3-5-0	9-0-1	6-3-0
ALABAMA A&M	11/17/17	104-67	w	8-6-0	DNP	25-4-5	9-8-1	2-1-1	0-4-5	7-8-3
UT ARLINGTON	11/21/17	77-76	w	8-5-0	5-3-1	29-1-4	0-0-0	4-1-0	8-1-1	7-9-3
vs BYU	11/24/17	71-59	w	14-9-0	4-3-1	10-7-3	0-2-0	8-2-1	3-0-0	3-4-3
vs Minnesota	11/25/17	84-89	L	8-7-0	13-2-0	40-6-5	0-0-0	0-2-1	2-2-0	2-0-0
LOUISIANA TECH	11/29/17	77-74	w	15-7-0	4-4-1	22-5-3	2-3-0	0-2-0	2-1-1	6-5-1
UCF	12/3/17	62-65	L	20-4-1	4-3-1	7-4-3	3-1-0	4-3-0	2-0-0	4-1-4
RHODE ISLAND	12/6/17	68-64	w	13-14-2	2-2-1	11-4-0	DNP	12-6-0	4-0-0	4-3-1
at Arizona	12/9/17	82-88	L	15-12-0	6-2-1	30-0-2	DNP	8-2-0	0-0-1	0-0-2
vs Mercer	12/19/17	80-79	w	9-6-0	5-3-0	21-3-4	10-2-0	4-3-0	2-1-0	0-0-2
TEXAS	12/22/17	50-66	L	2-4-0	0-0-0	8-5-4	3-2-0	10-6-0	2-1-0	1-1-0
TEXAS A&M	12/30/17	79-57	w	17-6-1	DNP	16-3-2	0-1-0	2-2-0	2-3-0	4-8-2
at Vanderbilt	1/2/18	75-76	L	14-6-0	DNP	24-3-5	DNP	5-1-1	6-2-0	6-3-1
at Georgia	1/6/18	46-65	L	7-6-0	DNP	23-2-3	0-3-0	0-3-1	8-1-1	4-4-0
SOUTH CAROLINA	1/9/18	76-62	w	13-7-0	DNP	5-2-4	0-0-0	11-1-0	10-2-2	5-5-2
at LSU	1/13/18	74-66	w	DNP	DNP	15-7-3	9-3-0	2-2-0	5-0-0	5-6-0
AUBURN	1/17/18	76-71	w	2-5-0	DNP	DNP	7-3-0	3-2-0	2-1-1	11-7-4
MISSISSIPPI STATE	1/20/18	68-62	w	8-5-1	DNP	DNP	2-2-0	13-4-1	5-1-0	6-5-0
at Ole Miss	1/23/18	66-78	L	14-7-0	DNP	7-2-2	8-4-0	6-1-0	2-1-1	7-2-3
OKLAHOMA	1/27/18	80-73	w	9-7-2	DNP	18-3-2	3-0-2	4-9-0	4-0-0	14-5-3
MISSOURI	1/31/18	60-69	L	9-4-0	DNP	23-4-2	5-2-0	3-0-0	2-0-0	0-4-1
at Florida	2/3/18	68-50	w	14-11-0	DNP	17-8-6	DNP	0-0-0	10-2-2	6-1-0
at Mississippi State	2/6/18	63-67	L	8-6-0	DNP	18-5-3	0-0-0	11-2-0	9-2-0	1-1-0
TENNESSEE	2/10/18	78-50	w	17-11-1	DNP	16-5-4	4-1-0	2-6-0	2-2-1	7-2-2
LSU	2/13/18	80-65	w	20-8-0	DNP	15-0-6	5-2-0	4-4-1	2-0-2	2-4-3

Opponent	Date	Score	12	15	23	24	25	30	33	
			INGRAM,DAZ	BARNES,TYL	PETTY,JOHN	SCHAFFER,L	KEY,BRAXTO	SMITH,GALI	FULLER,LAN	
vs Memphis	11/10/17	82-70	w	20-5-5	DNP	11-1-2	5-0-2	DNP	2-2-0	DNP
LIPSCOMB	11/14/17	86-64	w	13-7-5	DNP	14-6-3	0-0-0	DNP	5-4-0	0-0-0
ALABAMA A&M	11/17/17	104-67	w	10-6-4	DNP	30-4-1	3-0-4	DNP	7-3-1	3-0-0
UT ARLINGTON	11/21/17	77-76	w	6-4-1	DNP	8-2-2	DNP	DNP	2-0-0	DNP
vs BYU	11/24/17	71-59	w	13-3-3	DNP	16-1-1	DNP	DNP	0-0-0	DNP
vs Minnesota	11/25/17	84-89	L	4-2-3	DNP	5-2-0	DNP	DNP	10-8-0	DNP
LOUISIANA TECH	11/29/17	77-74	w	22-9-0	DNP	2-3-4	DNP	DNP	2-3-0	DNP
UCF	12/3/17	62-65	L	6-7-4	DNP	12-0-1	DNP	DNP	0-3-0	DNP
RHODE ISLAND	12/6/17	68-64	w	10-14-2	DNP	12-2-4	DNP	DNP	0-0-0	DNP
at Arizona	12/9/17	82-88	L	10-7-6	DNP	13-3-3	DNP	DNP	0-0-0	DNP
vs Mercer	12/19/17	80-79	w	11-8-1	DNP	18-4-3	DNP	0-4-2	DNP	DNP
TEXAS	12/22/17	50-66	L	6-8-3	DNP	14-2-1	DNP	2-4-1	2-1-0	DNP
TEXAS A&M	12/30/17	79-57	w	16-6-3	0-0-0	18-4-3	0-0-1	2-6-2	2-1-0	DNP
at Vanderbilt	1/2/18	75-76	L	9-6-2	DNP	2-1-1	DNP	9-6-3	0-0-0	DNP
at Georgia	1/6/18	46-65	L	DNP	DNP	3-0-1	0-0-0	1-5-1	0-3-0	DNP
SOUTH CAROLINA	1/9/18	76-62	w	4-3-2	DNP	15-4-3	DNP	7-6-5	6-4-0	DNP
at LSU	1/13/18	74-66	w	18-10-3	DNP	6-1-0	DNP	6-4-2	8-4-0	DNP
AUBURN	1/17/18	76-71	w	16-3-2	DNP	27-1-2	0-0-0	4-9-3	4-1-0	DNP
MISSISSIPPI STATE	1/20/18	68-62	w	7-8-6	DNP	9-4-4	DNP	16-5-4	2-3-0	DNP
at Ole Miss	1/23/18	66-78	L	10-8-5	DNP	3-2-3	DNP	7-5-3	2-1-0	DNP
OKLAHOMA	1/27/18	80-73	w	8-3-3	DNP	9-3-1	DNP	11-5-2	DNP	DNP
MISSOURI	1/31/18	60-69	L	10-4-1	DNP	5-1-1	0-0-0	1-3-1	2-3-0	DNP
at Florida	2/3/18	68-50	w	8-7-1	DNP	0-3-1	DNP	13-5-2	0-0-0	DNP
at Mississippi State	2/6/18	63-67	L	0-1-0	DNP	5-4-0	DNP	11-6-1	0-2-0	DNP
TENNESSEE	2/10/18	78-50	w	6-4-2	0-0-0	14-2-4	DNP	8-4-1	2-0-0	DNP
LSU	2/13/18	80-65	w	7-2-3	0-0-0	11-5-1	0-0-0	12-7-1	2-0-0	DNP

2017-18 TEAM GAME-BY-GAME

2017-18 Alabama Basketball
Alabama Team Game-by-Game (as of Feb 13, 2018)
All games

TEAM STATISTICS

Opponent	Date	Score	W	Total		3-Pointers		Free throws		Rebounds				pf	a	t/o	blk	stl	pts	avg
				fg-fga	pct	3fg-fga	pct	ft-fa	pct	off	def	tot	avg							
vs Memphis	11/10/17	82-70	W	26-57	.456	11-27	.407	19-28	.679	13	27	40	40.0	30	16	16	7	8	82	82.0
LIPSCOMB	11/14/17	86-64	W	34-57	.596	6-18	.333	12-32	.375	5	35	40	40.0	17	17	13	10	9	86	84.0
ALABAMA A&M	11/17/17	104-67	W	40-63	.635	16-27	.593	8-15	.533	13	34	47	42.3	20	25	15	6	3	104	90.7
UT ARLINGTON	11/21/17	77-76	W	27-53	.509	8-25	.320	15-24	.625	6	22	28	38.8	13	12	14	4	9	77	87.2
vs BYU	11/24/17	71-59	W	27-55	.491	5-13	.385	12-16	.750	8	26	34	37.8	19	12	9	6	6	71	84.0
vs Minnesota	11/25/17	84-89	L	27-58	.466	7-18	.389	23-32	.719	13	23	36	37.5	20	9	13	6	4	84	84.0
LOUISIANA TECH	11/29/17	77-74	W	24-54	.444	2-9	.222	27-37	.730	11	32	43	38.3	21	10	18	6	8	77	83.0
UCF	12/3/17	62-65	L	22-51	.431	3-13	.231	15-23	.652	8	20	28	37.0	16	14	15	8	8	62	80.4
RHODE ISLAND	12/6/17	68-64	W	21-47	.447	2-11	.182	24-39	.615	13	37	50	38.4	16	10	24	5	4	68	79.0
at Arizona	12/9/17	82-88	L	24-62	.387	10-24	.417	24-28	.857	9	21	30	37.6	27	15	8	2	5	82	79.3
vs Mercer	12/19/17	80-79	W	28-62	.452	6-28	.214	18-23	.783	14	23	37	37.5	21	12	13	8	6	80	79.4
TEXAS	12/22/17	50-66	L	21-61	.344	3-15	.200	5-9	.556	12	25	37	37.5	14	9	12	3	8	50	76.9
TEXAS A&M	12/30/17	79-57	W	26-58	.448	7-24	.292	20-24	.833	10	32	42	37.8	20	14	12	9	7	79	77.1
at Vanderbilt	1/2/18	75-76	L	26-52	.500	4-11	.364	19-22	.864	4	27	31	37.4	17	13	10	8	10	75	76.9
at Georgia	1/6/18	46-65	L	17-57	.298	4-23	.174	8-11	.727	6	25	31	36.9	18	7	12	6	8	46	74.9
SOUTH CAROLINA	1/9/18	76-62	W	30-51	.588	7-17	.412	9-14	.643	9	26	35	36.8	19	18	16	7	8	76	74.9
at LSU	1/13/18	74-66	W	25-57	.439	6-22	.273	18-18	1.000	12	28	40	37.0	20	8	19	4	8	74	74.9
AUBURN	1/17/18	76-71	W	25-51	.490	10-23	.435	16-25	.640	8	29	37	37.0	25	12	19	8	8	76	74.9
MISSISSIPPI STATE	1/20/18	68-62	W	25-60	.417	5-16	.313	13-23	.565	15	25	40	37.2	17	16	11	6	7	68	74.6
at Ole Miss	1/23/18	66-78	L	25-62	.403	6-21	.286	10-14	.714	16	20	36	37.1	21	17	11	2	6	66	74.2
OKLAHOMA	1/27/18	80-73	W	30-54	.556	8-19	.421	12-22	.545	9	28	37	37.1	11	15	17	12	8	80	74.4
MISSOURI	1/31/18	60-69	L	17-48	.354	5-20	.250	21-32	.656	7	20	27	36.6	19	6	11	3	7	60	73.8
at Florida	2/3/18	68-50	W	29-52	.558	4-13	.308	6-12	.500	11	32	43	36.9	12	12	19	4	6	68	73.5
at Mississippi State	2/6/18	63-67	L	18-49	.367	3-22	.136	24-30	.800	9	20	29	36.6	23	4	13	5	4	63	73.1
TENNESSEE	2/10/18	78-50	W	32-56	.571	5-14	.357	9-18	.500	8	32	40	36.7	16	15	11	7	8	78	73.3
LSU	2/13/18	80-65	W	27-49	.551	10-21	.476	16-23	.696	4	28	32	36.5	16	17	14	4	4	80	73.5
Alabama		1912		673-1436	.469	163-494	.330	403-594	.678	253	697	950	36.5	488	335	365	156	177	1912	73.5
Opponents		1772		617-1522	.405	176-564	.312	362-537	.674	297	628	925	35.6	518	295	355	88	169	1772	68.2

Games played: 26
Points/game: 73.5
FG Pct: 46.9
3FG Pct: 33.0
FT Pct: 67.8

Rebounds/game: 36.5
Assists/game: 12.9
Turnovers/game: 14.0
Assist/turnover ratio: 0.9
Steals/game: 6.8
Blocks/game: 6.0

2017-18 OPPONENT GAME-BY-GAME

2017-18 Alabama Basketball
Alabama Opponent Game-by-Game (as of Feb 13, 2018)
All games

OPPONENT STATISTICS

Opponent	Date	Score		Total		3-Pointers		Free throws		Rebounds				pf	a	t/o	blk	stl	pts	avg
				fg-fga	pct	3fg-fga	pct	ft-fa	pct	off	def	tot	avg							
vs Memphis	11/10/17	82-70	W	23-60	.383	2-17	.118	22-36	.611	19	24	43	43.0	22	7	17	3	7	70	70.0
LIPSCOMB	11/14/17	86-64	W	23-70	.329	7-27	.259	11-19	.579	16	31	47	45.0	23	10	16	4	5	64	67.0
ALABAMA A&M	11/17/17	104-67	W	25-58	.431	8-15	.533	9-24	.375	8	15	23	37.7	11	10	10	0	7	67	67.0
UT ARLINGTON	11/21/17	77-76	W	31-60	.517	10-21	.476	4-7	.571	8	25	33	36.5	23	19	18	1	3	76	69.2
vs BYU	11/24/17	71-59	W	22-59	.373	4-17	.235	11-21	.524	13	21	34	36.0	21	15	11	3	3	59	67.2
vs Minnesota	11/25/17	84-89	L	30-66	.455	8-19	.421	21-27	.778	17	23	40	36.7	25	16	12	6	7	89	70.8
LOUISIANA TECH	11/29/17	77-74	W	24-65	.369	4-23	.174	22-30	.733	12	24	36	36.6	29	8	14	2	8	74	71.3
UCF	12/3/17	62-65	L	25-52	.481	7-15	.467	8-15	.533	10	27	37	36.6	19	15	20	3	8	65	70.5
RHODE ISLAND	12/6/17	68-64	W	25-71	.352	7-23	.304	7-11	.636	11	20	31	36.0	29	7	12	6	13	64	69.8
at Arizona	12/9/17	82-88	L	29-56	.518	8-16	.500	22-35	.629	12	31	43	36.7	21	17	12	3	2	88	71.6
vs Mercer	12/19/17	80-79	W	26-55	.473	10-28	.357	17-22	.773	9	23	32	36.3	21	14	16	0	7	79	72.3
TEXAS	12/22/17	50-66	L	24-54	.444	7-26	.269	11-14	.786	6	31	37	36.3	15	10	12	9	4	66	71.8
TEXAS A&M	12/30/17	79-57	W	21-69	.304	2-20	.100	13-20	.650	20	23	43	36.8	19	9	12	2	7	57	70.6
at Vanderbilt	1/2/18	75-76	L	23-54	.426	10-25	.400	20-26	.769	9	24	33	36.6	15	12	12	5	7	76	71.0
at Georgia	1/6/18	46-65	L	20-58	.345	9-29	.310	16-21	.762	14	35	49	37.4	16	15	13	5	8	65	70.6
SOUTH CAROLINA	1/9/18	76-62	W	19-53	.358	5-15	.333	19-25	.760	11	17	28	36.8	16	8	13	2	3	62	70.1
at LSU	1/13/18	74-66	W	21-52	.404	7-25	.280	17-22	.773	5	19	24	36.1	18	13	14	3	11	66	69.8
AUBURN	1/17/18	76-71	W	24-61	.393	9-26	.346	14-22	.636	12	23	35	36.0	21	11	14	4	9	71	69.9
MISSISSIPPI STATE	1/20/18	68-62	W	21-56	.375	7-23	.304	13-16	.813	13	25	38	36.1	20	5	16	1	7	62	69.5
at Ole Miss	1/23/18	66-78	L	26-52	.500	8-21	.381	18-24	.750	10	25	35	36.0	17	13	10	4	5	78	69.9
OKLAHOMA	1/27/18	80-73	W	29-71	.408	8-27	.296	7-9	.778	15	23	38	36.1	18	12	13	3	4	73	70.0
MISSOURI	1/31/18	60-69	L	25-47	.532	9-23	.391	10-15	.667	6	31	37	36.2	25	13	19	2	3	69	70.0
at Florida	2/3/18	68-50	W	19-57	.333	5-24	.208	7-11	.636	9	16	25	35.7	13	9	12	3	12	50	69.1
at Mississippi State	2/6/18	63-67	L	24-52	.462	2-19	.105	17-28	.607	10	26	36	35.7	22	10	10	7	4	67	69.0
TENNESSEE	2/10/18	78-50	W	16-58	.276	4-17	.235	14-20	.700	13	22	35	35.7	16	7	13	4	4	50	68.3
LSU	2/13/18	80-65	W	22-56	.393	9-23	.391	12-17	.706	9	24	33	35.6	23	10	14	3	11	65	68.2
Opponents		1772		617-1522	.405	176-564	.312	362-537	.674	297	628	925	35.6	518	295	355	88	169	1772	68.2
Alabama		1912		673-1436	.469	163-494	.330	403-594	.678	253	697	950	36.5	488	335	365	156	177	1912	73.5

Games played: 26
Points/game: 68.2
FG Pct: 40.5
3FG Pct: 31.2
FT Pct: 67.4

Rebounds/game: 35.6
Assists/game: 11.3
Turnovers/game: 13.7
Assist/turnover ratio: 0.8
Steals/game: 6.5
Blocks/game: 3.4

2017-18 GAME COMPARISON

2017-18 Alabama Basketball
Alabama Team Game-by-Game Comparison (as of Feb 13, 2018)
All games

Opponent	1st	2nd	Score	Mar	Total FG	FG Pct	3-Pointers	3FG Pct	Free Throws	FT Pct	Rebounds	Assist	T/Over	Block	Steal	Fouls
Memphis	38/36	44/34	82-70	+12	26-57/23-60	.456/.383	11-27/2-17	.407/.118	19-28/22-36	.679/.611	40/43 (3)	16/7	16/17	7/3	8/7	30/22
LIPSCOMB	38/31	48/33	86-64	+22	34-57/23-70	.596/.329	6-18/7-27	.333/.259	12-32/11-19	.375/.579	40/47 (7)	17/10	13/16	10/4	9/5	17/23
ALABAMA A&M	51/22	53/45	104-67	+37	40-63/25-58	.635/.431	16-27/8-15	.593/.533	8-15/9-24	.533/.375	47/23 +24	25/10	15/10	6/0	3/7	20/11
UT ARLINGTON	41/46	36/30	77-76	+1	27-53/31-60	.509/.517	8-25/10-21	.320/.476	15-24/4-7	.625/.571	28/33 (5)	12/19	14/18	4/1	9/3	13/23
BYU	42/31	29/28	71-59	+12	27-55/22-59	.491/.373	5-13/4-17	.385/.235	12-16/11-21	.750/.524	34/34 -	12/15	9/11	6/3	6/3	19/21
Minnesota	29/41	55/48	84-89	(5)	27-58/30-66	.466/.455	7-18/8-19	.389/.421	23-32/21-27	.719/.778	36/40 (4)	9/16	13/12	6/6	4/7	20/25
LOUISIANA TECH	37/38	40/36	77-74	+3	24-54/24-65	.444/.369	2-9/4-23	.222/.174	27-37/22-30	.730/.733	43/36 +7	10/8	18/14	6/2	8/8	21/29
UCF	36/30	26/35	62-65	(3)	22-51/25-52	.431/.481	3-13/7-15	.231/.467	15-23/8-15	.652/.533	28/37 (9)	14/15	15/20	8/3	8/8	16/19
RHODE ISLAND	32/25	36/39	68-64	+4	21-47/25-71	.447/.352	2-11/7-23	.182/.304	24-39/7-11	.615/.636	50/31 +19	10/7	24/12	5/6	4/13	16/29
Arizona	40/38	42/50	82-88	(6)	24-62/29-56	.387/.518	10-24/8-16	.417/.500	24-28/22-35	.857/.629	30/43 (13)	15/17	8/12	2/3	5/2	27/21
Mercer	31/35	49/44	80-79	+1	28-62/26-55	.452/.473	6-28/10-28	.214/.357	18-23/17-22	.783/.773	37/32 +5	12/14	13/16	8/0	6/7	21/21
TEXAS	28/35	22/31	50-66	(16)	21-61/24-54	.344/.444	3-15/7-26	.200/.269	5-9/11-14	.556/.786	37/37 -	9/10	12/12	3/9	8/4	14/15
TEXAS A&M	35/28	44/29	79-57	+22	26-58/21-69	.448/.304	7-24/2-20	.292/.100	20-24/13-20	.833/.650	42/43 (1)	14/9	12/12	9/2	7/7	20/19
Vanderbilt	33/43	42/33	75-76	(1)	26-52/23-54	.500/.426	4-11/10-25	.364/.400	19-22/20-26	.864/.769	31/33 (2)	13/12	10/12	8/5	10/7	17/15
Georgia	24/44	22/21	46-65	(19)	17-57/20-58	.298/.345	4-23/9-29	.174/.310	8-11/16-21	.727/.762	31/49 (18)	7/15	12/13	6/5	8/8	18/16
SOUTH CAROLINA	40/33	36/29	76-62	+14	30-51/19-53	.588/.358	7-17/5-15	.412/.333	9-14/19-25	.643/.760	35/28 +7	18/8	16/13	7/2	8/3	19/16
LSU	32/30	42/36	74-66	+8	25-57/21-52	.439/.404	6-22/7-25	.273/.280	18-18/17-22	1000/.773	40/24 +16	8/13	19/14	4/3	8/11	20/18
AUBURN	30/33	46/38	76-71	+5	25-51/24-61	.490/.393	10-23/9-26	.435/.346	16-25/14-22	.640/.636	37/35 +2	12/11	19/14	8/4	8/9	25/21
MISSISSIPPI STATE	41/22	27/40	68-62	+6	25-60/21-56	.417/.375	5-16/7-23	.313/.304	13-23/13-16	.565/.813	40/38 +2	16/5	11/16	6/1	7/7	17/20
Ole Miss	31/41	35/37	66-78	(12)	25-62/26-52	.403/.500	6-21/8-21	.286/.381	10-14/18-24	.714/.750	36/35 +1	17/13	11/10	2/4	6/5	21/17
OKLAHOMA	41/35	39/38	80-73	+7	30-54/29-71	.556/.408	8-19/8-27	.421/.296	12-22/7-9	.545/.778	37/38 (1)	15/12	17/13	12/3	8/4	11/18
MISSOURI	33/35	27/34	60-69	(9)	17-48/25-47	.354/.532	5-20/9-23	.250/.391	21-32/10-15	.656/.667	27/37 (10)	6/13	11/19	3/2	7/3	19/25
Florida	27/33	41/17	68-50	+18	29-52/19-57	.558/.333	4-13/5-24	.308/.208	6-12/7-11	.500/.636	43/25 +18	12/9	19/12	4/3	6/12	12/13
Mississippi State	28/30	35/37	63-67	(4)	18-49/24-52	.367/.462	3-22/2-19	.136/.105	24-30/17-28	.800/.607	29/36 (7)	4/10	13/10	5/7	4/4	23/22
TENNESSEE	37/27	41/23	78-50	+28	32-56/16-58	.571/.276	5-14/4-17	.357/.235	9-18/14-20	.500/.700	40/35 +5	15/7	11/13	7/4	8/4	16/16
LSU	39/30	41/35	80-65	+15	27-49/22-56	.551/.393	10-21/9-23	.476/.391	16-23/12-17	.696/.706	32/33 (1)	17/10	14/14	4/3	4/11	16/23

Note: Game totals are displayed in the format TEAM/OPPONENT for each category

2017-18 ALABAMA GAME HIGHS

2017-18 Alabama Basketball
Alabama Team High/Low Analysis (as of Feb 13, 2018)
All games

Alabama - TEAM GAME HIGHS

POINTS	104		ALABAMA A&M (11/17/17)
	86		LIPSCOMB (11/14/17)
	84		vs Minnesota (11/25/17)
	82		at Arizona (12/9/17)
	82		vs Memphis (11/10/17)
FIELD GOALS MADE	40		ALABAMA A&M (11/17/17)
	34		LIPSCOMB (11/14/17)
FIELD GOAL ATTEMPTS	63		ALABAMA A&M (11/17/17)
	62		at Ole Miss (1/23/18)
	62		vs Mercer (12/19/17)
	62		at Arizona (12/9/17)
FIELD GOAL PERCENTAGE	.635	(40-63)	ALABAMA A&M (11/17/17)
	.596	(34-57)	LIPSCOMB (11/14/17)
3 PT FIELD GOALS MADE	16		ALABAMA A&M (11/17/17)
	11		vs Memphis (11/10/17)
3 PT FG ATTEMPTS	28		vs Mercer (12/19/17)
	27		ALABAMA A&M (11/17/17)
	27		vs Memphis (11/10/17)
3 PT FG PERCENTAGE	.593	(16-27)	ALABAMA A&M (11/17/17)
	.476	(10-21)	LSU (2/13/18)
FREE THROWS MADE	27		LOUISIANA TECH (11/29/17)
	24		at Mississippi State (2/6/18)
	24		at Arizona (12/9/17)
	24		RHODE ISLAND (12/6/17)
FREE THROW ATTEMPTS	39		RHODE ISLAND (12/6/17)
	37		LOUISIANA TECH (11/29/17)
FREE THROW PERCENTAGE	1.000	(18-18)	at LSU (1/13/18)
	.864	(19-22)	at Vanderbilt (1/2/18)
REBOUNDS	50		RHODE ISLAND (12/6/17)
	47		ALABAMA A&M (11/17/17)
ASSISTS	25		ALABAMA A&M (11/17/17)
	18		SOUTH CAROLINA (1/9/18)
STEALS	10		at Vanderbilt (1/2/18)
	9		UT ARLINGTON (11/21/17)
	9		LIPSCOMB (11/14/17)
BLOCKED SHOTS	12		OKLAHOMA (1/27/18)
	10		LIPSCOMB (11/14/17)
TURNOVERS	24		RHODE ISLAND (12/6/17)
	19		at Florida (2/3/18)
	19		AUBURN (1/17/18)
	19		at LSU (1/13/18)
FOULS	30		vs Memphis (11/10/17)
	27		at Arizona (12/9/17)

2017-18 OPPONENT GAME HIGHS

2017-18 Alabama Basketball
Alabama High/Low Analysis (as of Feb 13, 2018)
All games

Opponent - GAME HIGHS

POINTS	89	vs Minnesota (11/25/17)
	88	at Arizona (12/9/17)
	79	vs Mercer (12/19/17)
	78	at Ole Miss (1/23/18)
	76	at Vanderbilt (1/2/18)
	76	UT ARLINGTON (11/21/17)
FIELD GOALS MADE	31	UT ARLINGTON (11/21/17)
	30	vs Minnesota (11/25/17)
FIELD GOAL ATTEMPTS	71	OKLAHOMA (1/27/18)
	71	RHODE ISLAND (12/6/17)
FIELD GOAL PERCENTAGE	.532 (25-47)	MISSOURI (1/31/18)
	.518 (29-56)	at Arizona (12/9/17)
3 PT FIELD GOALS MADE	10	at Vanderbilt (1/2/18)
	10	vs Mercer (12/19/17)
	10	UT ARLINGTON (11/21/17)
3 PT FG ATTEMPTS	29	at Georgia (1/6/18)
	28	vs Mercer (12/19/17)
3 PT FG PERCENTAGE	.533 (8-15)	ALABAMA A&M (11/17/17)
	.500 (8-16)	at Arizona (12/9/17)
FREE THROWS MADE	22	at Arizona (12/9/17)
	22	LOUISIANA TECH (11/29/17)
	22	vs Memphis (11/10/17)
FREE THROW ATTEMPTS	36	vs Memphis (11/10/17)
	35	at Arizona (12/9/17)
FREE THROW PERCENTAGE	.813 (13-16)	MISSISSIPPI STATE (1/20/18)
	.786 (11-14)	TEXAS (12/22/17)
REBOUNDS	49	at Georgia (1/6/18)
	47	LIPSCOMB (11/14/17)
ASSISTS	19	UT ARLINGTON (11/21/17)
	17	at Arizona (12/9/17)
STEALS	13	RHODE ISLAND (12/6/17)
	12	at Florida (2/3/18)
BLOCKED SHOTS	9	TEXAS (12/22/17)
	7	at Mississippi State (2/6/18)
TURNOVERS	20	UCF (12/3/17)
	19	MISSOURI (1/31/18)
FOULS	29	RHODE ISLAND (12/6/17)
	29	LOUISIANA TECH (11/29/17)

2017-18 ALABAMA GAME LOWS

2017-18 Alabama Basketball
Alabama High/Low Analysis (as of Feb 13, 2018)
All games

Alabama - GAME LOWS

POINTS	46	at Georgia (1/6/18)
	50	TEXAS (12/22/17)
	60	MISSOURI (1/31/18)
	62	UCF (12/3/17)
	63	at Mississippi State (2/6/18)
FIELD GOALS MADE	17	at Georgia (1/6/18)
	17	MISSOURI (1/31/18)
FIELD GOAL ATTEMPTS	47	RHODE ISLAND (12/6/17)
	48	MISSOURI (1/31/18)
FIELD GOAL PERCENTAGE	.298 (17-57)	at Georgia (1/6/18)
	.344 (21-61)	TEXAS (12/22/17)
3 PT FIELD GOALS MADE	2	LOUISIANA TECH (11/29/17)
	2	RHODE ISLAND (12/6/17)
3 PT FG ATTEMPTS	9	LOUISIANA TECH (11/29/17)
	11	RHODE ISLAND (12/6/17)
	11	at Vanderbilt (1/2/18)
3 PT FG PERCENTAGE	.136 (3-22)	at Mississippi State (2/6/18)
	.174 (4-23)	at Georgia (1/6/18)
FREE THROWS MADE	5	TEXAS (12/22/17)
	6	at Florida (2/3/18)
FREE THROW ATTEMPTS	9	TEXAS (12/22/17)
	11	at Georgia (1/6/18)
FREE THROW PERCENTAGE	.375 (12-32)	LIPSCOMB (11/14/17)
	.500 (6-12)	at Florida (2/3/18)
	.500 (9-18)	TENNESSEE (2/10/18)
REBOUNDS	27	MISSOURI (1/31/18)
	28	UT ARLINGTON (11/21/17)
	28	UCF (12/3/17)
ASSISTS	4	at Mississippi State (2/6/18)
	6	MISSOURI (1/31/18)
STEALS	3	ALABAMA A&M (11/17/17)
	4	vs Minnesota (11/25/17)
	4	RHODE ISLAND (12/6/17)
	4	at Mississippi State (2/6/18)
	4	LSU (2/13/18)
BLOCKED SHOTS	2	at Arizona (12/9/17)
	2	at Ole Miss (1/23/18)
TURNOVERS	8	at Arizona (12/9/17)
	9	vs BYU (11/24/17)
FOULS	11	OKLAHOMA (1/27/18)
	12	at Florida (2/3/18)

2017-18 OPPONENT GAME LOWS

2017-18 Alabama Basketball
Alabama High/Low Analysis (as of Feb 13, 2018)
All games

Opponent - GAME LOWS

POINTS	50	at Florida (2/3/18)
	50	TENNESSEE (2/10/18)
	57	TEXAS A&M (12/30/17)
	59	vs BYU (11/24/17)
	62	SOUTH CAROLINA (1/9/18)
	62	MISSISSIPPI STATE (1/20/18)
FIELD GOALS MADE	16	TENNESSEE (2/10/18)
	19	SOUTH CAROLINA (1/9/18)
	19	at Florida (2/3/18)
FIELD GOAL ATTEMPTS	47	MISSOURI (1/31/18)
	52	UCF (12/3/17)
	52	at LSU (1/13/18)
	52	at Ole Miss (1/23/18)
	52	at Mississippi State (2/6/18)
FIELD GOAL PERCENTAGE	.276 (16-58)	TENNESSEE (2/10/18)
	.304 (21-69)	TEXAS A&M (12/30/17)
3 PT FIELD GOALS MADE	2	vs Memphis (11/10/17)
	2	TEXAS A&M (12/30/17)
	2	at Mississippi State (2/6/18)
3 PT FG ATTEMPTS	15	ALABAMA A&M (11/17/17)
	15	UCF (12/3/17)
	15	SOUTH CAROLINA (1/9/18)
3 PT FG PERCENTAGE	.100 (2-20)	TEXAS A&M (12/30/17)
	.105 (2-19)	at Mississippi State (2/6/18)
FREE THROWS MADE	4	UT ARLINGTON (11/21/17)
	7	RHODE ISLAND (12/6/17)
	7	OKLAHOMA (1/27/18)
	7	at Florida (2/3/18)
FREE THROW ATTEMPTS	7	UT ARLINGTON (11/21/17)
	9	OKLAHOMA (1/27/18)
FREE THROW PERCENTAGE	.375 (9-24)	ALABAMA A&M (11/17/17)
	.524 (11-21)	vs BYU (11/24/17)
REBOUNDS	23	ALABAMA A&M (11/17/17)
	24	at LSU (1/13/18)
ASSISTS	5	MISSISSIPPI STATE (1/20/18)
	7	vs Memphis (11/10/17)
	7	RHODE ISLAND (12/6/17)
	7	TENNESSEE (2/10/18)
STEALS	2	at Arizona (12/9/17)
	3	UT ARLINGTON (11/21/17)
	3	vs BYU (11/24/17)
	3	SOUTH CAROLINA (1/9/18)
	3	MISSOURI (1/31/18)
BLOCKED SHOTS	0	ALABAMA A&M (11/17/17)
	0	vs Mercer (12/19/17)
TURNOVERS	10	ALABAMA A&M (11/17/17)
	10	at Ole Miss (1/23/18)
	10	at Mississippi State (2/6/18)
FOULS	11	ALABAMA A&M (11/17/17)
	13	at Florida (2/3/18)

2017-18 ALABAMA PLAYER GAME HIGHS

2017-18 Alabama Basketball
Alabama Player High/Low Analysis (as of Feb 13, 2018)
All games

Alabama - INDIVIDUAL GAME HIGHS

Points	40		Sexton, Collin vs Minnesota (11/25/17)
	30		Sexton, Collin at Arizona (12/9/17)
	30		Petty, John vs Alabama A&M (11/17/17)
	29		Sexton, Collin vs UT Arlington (11/21/17)
	27		Petty, John vs Auburn (1/17/18)
Field Goals Made	12		Sexton, Collin vs Minnesota (11/25/17)
	11		Sexton, Collin vs Alabama A&M (11/17/17)
Field Goal Att.	22		Sexton, Collin vs Minnesota (11/25/17)
	19		Sexton, Collin vs Louisiana Tech (11/29/17)
FG Pct (min 5 made)	1.000	(9-9)	Hall, Donta vs UCF (12/3/17)
	1.000	(7-7)	Hall, Donta at Florida (2/3/18)
	1.000	(6-6)	Hall, Donta at Vanderbilt (1/2/18)
	1.000	(5-5)	Giddens, Daniel vs South Carolina (1/9/18)
3-Point FG Made	10		Petty, John vs Alabama A&M (11/17/17)
	8		Petty, John vs Auburn (1/17/18)
3-Point FG Att.	13		Petty, John vs Auburn (1/17/18)
	13		Petty, John vs Alabama A&M (11/17/17)
3-Pt FG Pct (min 2 made)	1.000	(3-3)	Petty, John vs LSU (2/13/18)
	1.000	(2-2)	Jones, Herbert vs Memphis (11/10/17)
Free Throws Made	15		Sexton, Collin at Arizona (12/9/17)
	13		Ingram, Dazon vs Louisiana Tech (11/29/17)
Free Throw Att.	17		Ingram, Dazon vs Louisiana Tech (11/29/17)
	16		Sexton, Collin at Arizona (12/9/17)
	16		Sexton, Collin vs Minnesota (11/25/17)
FT Pct (min 3 made)	1.000	(10-10)	Ingram, Dazon at LSU (1/13/18)
	1.000	(9-9)	Sexton, Collin vs Mercer (12/19/17)
	1.000	(7-7)	Sexton, Collin at Vanderbilt (1/2/18)
	1.000	(6-6)	Sexton, Collin at LSU (1/13/18)
	1.000	(4-4)	Ingram, Dazon at Ole Miss (1/23/18)
	1.000	(3-3)	Giddens, Daniel at Mississippi State (2/6/18)
	1.000	(3-3)	Petty, John vs Missouri (1/31/18)
	1.000	(3-3)	Hall, Donta vs Texas A&M (12/30/17)
	1.000	(3-3)	Hall, Donta vs Louisiana Tech (11/29/17)
Rebounds	14		Hall, Donta vs Rhode Island (12/6/17)
	14		Ingram, Dazon vs Rhode Island (12/6/17)
Assists	6		Sexton, Collin vs LSU (2/13/18)
	6		Sexton, Collin at Florida (2/3/18)
	6		Ingram, Dazon vs Mississippi State (1/20/18)
	6		Ingram, Dazon at Arizona (12/9/17)
Steals	5		Jones, Herbert vs UCF (12/3/17)
	4		Jones, Herbert vs Auburn (1/17/18)
	4		Jones, Herbert vs South Carolina (1/9/18)
	4		Key, Braxton at Vanderbilt (1/2/18)
	4		Jones, Herbert vs UT Arlington (11/21/17)
	4		Reese, Alex vs Memphis (11/10/17)
Blocked Shots	8		Hall, Donta vs Oklahoma (1/27/18)
	5		Hall, Donta vs Memphis (11/10/17)
Turnovers	9		Sexton, Collin at LSU (1/13/18)
	5		Ingram, Dazon vs Auburn (1/17/18)
	5		Petty, John vs Rhode Island (12/6/17)
	5		Hall, Donta vs Rhode Island (12/6/17)
	5		Reese, Alex vs Alabama A&M (11/17/17)
Fouls	5		Giddens, Daniel at Mississippi State (2/6/18)

2017-18 OPPONENT PLAYER GAME HIGHS

2017-18 Alabama Basketball
Alabama Opponent High/Low Analysis (as of Feb 13, 2018)
All games

OPPONENT INDIVIDUAL GAME HIGHS

Points	29		Ayton, Deandre at Arizona (12/9/17)
	26		MATEN, Yante at Georgia (1/6/18)
	25		Trier, Allonzo at Arizona (12/9/17)
	24		Burnett, Deandre at Ole Miss (1/23/18)
	24		Rivers, Demetre vs Mercer (12/19/17)
	24		Hervey, Kevin vs UT Arlington (11/21/17)
Field Goals Made	12		Ayton, Deandre at Arizona (12/9/17)
	9		MATEN, Yante at Georgia (1/6/18)
	9		CHILDS, Yoeli vs BYU (11/24/17)
	9		Hervey, Kevin vs UT Arlington (11/21/17)
Field Goal Att.	19		MATEN, Yante at Georgia (1/6/18)
	18		Ayton, Deandre at Arizona (12/9/17)
FG Pct (min 5 made)	1.000	(6-6)	TILMON, Jeremiah vs Missouri (1/31/18)
	1.000	(5-5)	Kabadyundi, Link vs UT Arlington (11/21/17)
3-Point FG Made	4		ROBERTSON, Kassius vs Missouri (1/31/18)
	4		Young, Trae vs Oklahoma (1/27/18)
	4		Burnett, Deandre at Ole Miss (1/23/18)
	4		Lamar Peters vs Mississippi State (1/20/18)
	4		BROWN, Bryce vs Auburn (1/17/18)
	4		MATEN, Yante at Georgia (1/6/18)
	4		Holland, Ria'n vs Mercer (12/19/17)
	4		MASON, Nate vs Minnesota (11/25/17)
	4		Neal, Erick vs UT Arlington (11/21/17)
	4		Hervey, Kevin vs UT Arlington (11/21/17)
3-Point FG Att.	11		BOYKINS, Jacobi vs Louisiana Tech (11/29/17)
	10		Lamar Peters vs Mississippi State (1/20/18)
3-Pt FG Pct (min 2 made)	1.000	(3-3)	Daryl Edwards vs LSU (2/13/18)
	1.000	(2-2)	ROBERSON, Jeff at Vanderbilt (1/2/18)
Free Throws Made	14		Trier, Allonzo at Arizona (12/9/17)
	9		Rivers, Demetre vs Mercer (12/19/17)
Free Throw Att.	16		Trier, Allonzo at Arizona (12/9/17)
	10		Rivers, Demetre vs Mercer (12/19/17)
	10		BRACEY, Daquan vs Louisiana Tech (11/29/17)
FT Pct (min 3 made)	1.000	(8-8)	BOYKINS, Jacobi vs Louisiana Tech (11/29/17)
	1.000	(6-6)	LYNCH, Reggie vs Minnesota (11/25/17)
	1.000	(5-5)	Skylar Mays vs LSU (2/13/18)
	1.000	(4-4)	Randy Onwuasor vs LSU (2/13/18)
	1.000	(4-4)	Davis, Terence at Ole Miss (1/23/18)
	1.000	(4-4)	Q Weatherspoon vs Mississippi State (1/20/18)
	1.000	(4-4)	Matt Coleman vs Texas (12/22/17)
	1.000	(3-3)	Allen, KeVaughn at Florida (2/3/18)
	1.000	(3-3)	BOOKER, Frank vs South Carolina (1/9/18)
	1.000	(3-3)	HAMMONDS, Rayshaun at Georgia (1/6/18)
	1.000	(3-3)	Duane Wilson vs Texas A&M (12/30/17)
	1.000	(3-3)	Mohamed Bamba vs Texas (12/22/17)
	1.000	(3-3)	GARRETT, Jarvis vs Rhode Island (12/6/17)
Rebounds	18		Ayton, Deandre at Arizona (12/9/17)
	14		MURPHY, Jordan vs Minnesota (11/25/17)
Assists	12		Neal, Erick vs UT Arlington (11/21/17)
	8		Young, Trae vs Oklahoma (1/27/18)
	8		ALLEN, Terrell vs UCF (12/3/17)
	8		MCBRAYER, Dupree vs Minnesota (11/25/17)
Steals	4		Tremont Waters vs LSU (2/13/18)



0 Donta Hall

JUNIOR

F • 6-9 • 232 • Luverne, Ala.
Luverne HS



1 Riley Norris

SENIOR

G/F • 6-7 • 210 • Albertville, Ala.
Albertville HS



2 Collin Sexton

FRESHMAN

G • 6-3 • 190 • Mableton, Ga.
Pebblebrook HS



3 Alex Reese

FRESHMAN

F • 6-9 • 250 • Pelham, Ala.
Pelham HS



4 Daniel Giddens

SOPHOMORE

F • 6-11 • 247 • Mableton, Ga.
Oak Hill Academy/Ohio State



5 Avery Johnson Jr.

JUNIOR

G • 5-11 • 187 • Houston, Texas
Plano West HS/Texas A&M



10 Herbert Jones

FRESHMAN

G • 6-7 • 200 • Greensboro, Ala.
Hale County HS



11 Tevin Mack

JUNIOR

G/F • 6-6 • 223 • Columbia, S.C.
Dreher HS/Texas



12 Dazon Ingram

SOPHOMORE

G • 6-5 • 207 • Theodore, Ala.
Theodore HS



15 Tyler Barnes

FRESHMAN

F • 6-7 • 200 • Louisville, Ky.
St. Xavier HS



22 Ar'Mond Davis

SENIOR

G • 6-6 • 202 • Tacoma, Wash.
Foss HS/Southern Idaho CC



23 John Petty

FRESHMAN

G • 6-5 • 195 • Huntsville, Ala.
Mae Jemison HS



24 Lawson Schaffer

JUNIOR

G • 5-11 • 168 • Cullman, Ala.
Cullman HS



25 Braxton Key

SOPHOMORE

F • 6-8 • 225 • Charlotte, N.C.
Oak Hill Academy



30 Galin Smith

FRESHMAN

F • 6-9 • 235 • Clinton, Miss.
Clinton HS



Avery Johnson

HEAD COACH

3rd Season
Southern, 1988



John Pelphey

ASSOC. COACH

2nd Season
Kentucky, 1991



Antoine Pettway

ASST. COACH

10th Season
Alabama, 2004



Yasir Rosemond

ASST. COACH

1st Season
Oregon, 2003



Colton Houston

DIR. OF OPS

8th Season
Harvard, 2004