



TENNESSEE
BASKETBALL



10 SEC CHAMPIONSHIPS | 25 ALL-AMERICANS | 11 SEC PLAYERS OF THE YEAR | 46 NBA DRAFT PICKS

#15/#14 TENNESSEE (17-5, 7-3 SEC) at #24/#24 KENTUCKY (17-6, 6-4 SEC)

FEB. 6 » RUPP ARENA » LEXINGTON, KY. » 7:01 PM ET

THE MATCHUP

TENNESSEE VOLUNTEERS



KENTUCKY WILDCATS



UTSPORTS.COM

QUICK COMPARISON

77.8 ppg	Points Per Game	76.8 ppg
67.0 ppg	Points Allowed Per Game	73.0 ppg
36.7 rpg	Rebounding Per Game	39.1 rpg
34.4 rpg	Rebounding Defense	34.0 rpg
.453	Field Goal Pct.	.468
.398	3-Point Pct.	.355



UKATHLETICS.COM

TENNESSEE QUICK FACTS

Head Coach: Rick Barnes (Lenoir-Rhyne, 1977)
Record at Tennessee: 48-40 / 3rd year
Career Record: 652-354 / 31st year
Scoring Leader: Grant Williams (16.2 ppg, 7th in SEC)
Rebounds Leader: Admiral Schofield (6.3 rpg, T-12th in SEC)
Assists Leader: James Daniel III (3.6 apg)

KENTUCKY QUICK FACTS

Head Coach: John Calipari (Clarion State, 1982)
Record at Kentucky: 266-59 / 9th year
Career Record: 669-197 / 26th year
Scoring Leader: Kevin Knox (15.1 ppg, 12th in SEC)
Rebounds Leaders: K. Knox and W. Gabriel (5.7 rpg)
Assists Leader: S. Gilgeous-Alexander (4.4 apg, 5th in SEC)

108 YEARS | 178 MILES | 123 MEETINGS

THE SERIES

Overall: Kentucky leads, 153-70
In Knoxville: UK leads, 52-50
In Lexington: UK leads, 90-16
Neutral Sites: UK leads, 11-4
Current Streak: UT has won one
Last Meeting: Tennessee won, 76-65, in Knoxville, 1/6/18
Rick Barnes vs. Kentucky: 4-4
Rick Barnes vs. John Calipari: Barnes leads, 5-4

RIGHT NOW

During its five-game win streak, Tennessee is allowing just 58.5 ppg while boasting a +18.2 scoring margin.
Per [KenPom](#), Tennessee rates in the national top 30 in both offensive (22nd) and defensive (6th) efficiency.
The Vols are rated No. 13 in the NCAA RPI and own the nation's third-rated SOS, per [KenPom](#).

A WIN WOULD...

Give Tennessee a six-game overall win streak (its longest since February 2013) and a five-game win streak in SEC play.
Stand as Tennessee's fifth all-time victory over Kentucky at Rupp Arena.
Give the Vols their first season sweep of Kentucky since the 1998-99 campaign.

PROBABLE STARTERS

Tennessee	Ht.	Wt.	Yr.	Hometown	PPG	RPG	Other
G 0 Jordan Bone	6-3	176	So.	Nashville, Tenn.	7.5	2.1	3.5 apg
G 23 Jordan Bowden	6-5	185	So.	Knoxville, Tenn.	9.7	3.5	.474 3FG%
F 5 Admiral Schofield	6-5	238	Jr.	Zion, Ill.	12.5	6.3	.438 3FG%
F 2 Grant Williams	6-7	241	So.	Charlotte, N.C.	16.2	6.2	2.0 apg
F 11 Kyle Alexander	6-11	220	Jr.	Milton, Ontario	6.2	5.8	2.5 orgp

Kentucky	Ht.	Wt.	Yr.	Hometown	PPG	RPG	Other
G 22 Shai Gilgeous-Alexander	6-6	180	Fr.	Hamilton, Ontario	12.7	3.6	4.4 apg
G 3 Hamidou Diallo	6-5	198	Fr.	Queens, N.Y.	12.0	4.3	.327 3FG%
F 5 Kevin Knox	6-9	215	Fr.	Tampa, Fla.	15.1	5.7	.346 3FG%
F 25 PJ Washington	6-7	236	Fr.	Dallas, Texas	10.3	5.1	1.8 orgp
F 4 Nick Richards	6-11	240	Fr.	Kingston, Jamaica	6.8	5.4	.620 FG%

EXPERIENCE THE ACTION



TV

■ ESPN
Dan Shulman (PxP)
Dick Vitale (analyst)
Allison Williams (reporter)
Scott Matthews (producer)



RADIO

■ Vol Network
Bob Kesling (PxP)
Bert Bertelkamp (analyst)
Tim Berry (engineer)



SATELLITE RADIO

■ Sirius
Channel 137 (UK broadcast)
■ XM
Channel 190 (UK broadcast)



ONLINE/MOBILE

■ [UTsports.com](#)
■ Free audio stream only
■ [WatchESPN.com](#)
■ Video stream (thru cable provider)

2017-18 » SCHEDULE & RECORD

THE RECORD	OVERALL RECORD:	17-5
	SEC	7-3
	NON-CONFERENCE	10-2
	HOME	10-2
	AWAY	5-2
	NEUTRAL	2-1

THE SCHEDULE

DATE	OPPONENT (TV)	TIME/RESULT
N10	Presbyterian (SEC Network+)	W, 88-53
N14	High Point (SEC Network+)	W, 84-53
N22	1-vs. #18 Purdue (ESPN2)	W, 78-75 (OT)
N23	1-vs. #5 Villanova (ESPN)	L, 85-76
N24	1- vs. NC State (ESPN2)	W, 67-58
N29	Mercer (SEC Network+)	W, 84-60
D3	at Georgia Tech (ESPNU)	W, 77-70
D9	Lispcomb (SEC Network)	W, 81-71
D17	#7 North Carolina (ESPN)	L, 78-73
D20	Furman (SEC Network)	W, 66-61
D23	at Wake Forest (ESPN2)	W, 79-60
D30	at Arkansas* (SEC Network)	L, 95-93 (OT)
J2	Auburn* (ESPNU)	L, 94-84
J6	#17 Kentucky* (ESEC Network)	W, 76-65
J9	at Vanderbilt* (SEC Network)	W, 92-84
J13	Texas A&M* (SEC Network)	W, 75-62
J17	at Missouri* (SEC Network)	L, 59-55
J20	at South Carolina* (ESPN2)	W, 70-63
J23	Vanderbilt* (ESPNU)	W, 67-62
J27	2-at Iowa State (ESPNU)	W, 68-45
J31	LSU* (SEC Network)	W, 84-61
F3	Ole Miss* (SEC Network)	W, 94-61
F6	at Kentucky* (ESPN)	7:01 p.m.
F10	at Alabama* (SEC Network)	6 p.m.
F13	South Carolina* (ESPNU)	9 p.m.
F17	at Georgia* (SEC Network)	6 p.m.
F21	Florida* (ESPN2)	9 p.m.
F24	at Ole Miss* (SEC Network)	1 p.m.
F27	at Mississippi State* (SEC Network)	7 p.m.
M3	Georgia* (SEC Network)	6 p.m.
M7-11	3-SEC Tournament	

Schedule Key

1-Bad Boy Mowers Battle 4 Atlantis (Paradise Island, Bahamas); 2-Big 12/SEC Challenge; 3-SEC Tournament (St. Louis, Mo.)

*Southeastern Conference Game

All Times Eastern; Opponent Rankings are AP

Are you viewing these game notes on a wifi-enabled mobile device? If so, click on any game's score above to view the video highlights from that contest.

▶ QUICK FACTS

THE BASICS

Location: Knoxville, Tenn.
 Founded: 1794
 Conference: Southeastern
 Enrollment: 28,321
 Colors: Orange & White
 Nickname: Volunteers
 Mascot: Smokey
 Band: Pride of the Southland
 University President: Dr. Joe DiPietro
 Knoxville Chancellor: Dr. Beverly Davenport
 Faculty Representative: Dr. Donald Bruce
 Vice Chancellor/Director of Athletics: Phillip Fulmer
 Athletic Department Phone: 865-974-1220
 Ticket Office Phone: 1-800-332-VOLS (8657)

COURT FACTS

Thompson-Boling Arena
 Capacity: 21,678
 Record in Arena: 364-129 (.738), 31st season
 Largest Crowd: 25,610 vs. Kentucky (1/21/89)
 at current capacity: 22,326 vs. Gonzaga (1/7/09)
 Record on Current Court: 33-11 (.750), 3rd season

▶ MEDIA INFORMATION

CREDENTIALS

Outlets interested in obtaining credentials to cover Tennessee basketball home games must apply for credentials via Sports Systems.

Link: www.sportssystem.com/clients/seccredentials/

Applications for single-game credentials should be submitted at least one week in advance of the game(s) one plans to cover.

COVERING PRACTICE

Only select Tennessee basketball practices are open to the media. Contact Assistant AD Tom Satkowiak (tomsid@tennessee.edu) for dates and times. See Page 261 of the Tennessee Media Guide for specific practice coverage guidelines.

WEEKLY PRESS CONFERENCES

During SEC play, Rick Barnes hosts weekly media press conferences in the Ray and Lucy Hand Digital Studio. Lunch for attendees is provided in the Media Relations office.

SEC COACHES TELECONFERENCE

This season's SEC coaches teleconferences are scheduled to occur on Jan. 8 and 25 (Thursday); Feb. 5 and 19; March 5. The postseason call takes place on March 12. All SEC basketball teleconferences can be listened to online at SECsports.com shortly after their conclusion.

Order of Appearance (All Times Eastern)

11:00 a.m.	Bryce Drew, Vanderbilt
11:07 a.m.	Michael White, Florida
11:14 a.m.	Frank Martin, South Carolina
11:21 a.m.	Mark Fox, Georgia
11:28 a.m.	Will Wade, LSU
11:35 a.m.	John Calipari, Kentucky
11:42 a.m.	Rick Barnes, Tennessee
11:49 a.m.	Mike Anderson, Arkansas
11:56 a.m.	Avery Johnson, Alabama
12:03 p.m.	Bruce Pearl, Auburn
12:10 p.m.	Andy Kennedy, Ole Miss
12:17 p.m.	Ben Howland, Mississippi State
12:24 p.m.	Cuonzo Martin, Missouri
12:31 p.m.	Billy Kennedy, Texas A&M

INSIDE TENNESSEE



Front Row (L-R): James Daniel III, Lamonté Turner, Brad Woodson, Jordan Bone, Jordan Bowden, Lucas Campbell, Chris Darrington, Jacob Fleschman; **Back Row (L-R):** Yves Pons, Grant Williams, John Fulkerson, Kyle Alexander, Zach Kent, Derrick Walker, Admiral Schofield, Jalen Johnson.

SCHOLARSHIP ROSTER & QUICK NOTES

No.	Name	Pos.	Ht.	Wt.	Class	Hometown Previous School
11	Kyle Alexander	F	6-11	220	Jr.	Milton, Ontario, Canada Orangeville Prep
Note: The tallest player on UT's roster, his minutes, field-goal percentage and scoring have increased every year						
0	Jordan Bone	G	6-3	176	So.	Nashville, Tenn. The Ensworth School
Note: Arguably the team's most natural point guard, his conditioning is much improved from a year ago						
23	Jordan Bowden	G	6-5	185	So.	Knoxville, Tenn. 22 Feet Academy (S.C.)
Note: Knoxville native is one of the team's most potent scoring threats; he started 28 games as a freshman last year						
3	James Daniel III	G	6-0	172	Sr.	Hampton, Va. Howard University
Note: Barnes' second-ever grad transfer; he led Division I in scoring as a junior at Howard in 2015-16 (27.1 ppg)						
32	Chris Darrington	G	6-1	179	Jr.	Toledo, Ohio Vincennes University (Ind.)
Note: Was a first-team NJCAA All-American last season; very dangerous player in transition (great finisher)						
10	John Fulkerson	F	6-9	210	RS-Fr.	Kingsport, Tenn. The Christ School (N.C.)
Note: Working his way back from two surgeries; high-energy forward appeared in only 10 games last season						
13	Jalen Johnson	G	6-7	190	RS-Fr.	Durham, N.C. Wesleyan Christian Academy
Note: Versatile wing added close to 15 pounds of muscle during his redshirt year; made his career debut Nov. 10						
33	Zach Kent	F	6-10	224	Fr.	Magnolia, Del. Blair Academy (N.J.)
Note: Barnes has said that the true freshman forward may have improved more than any player this preseason						
35	Yves Pons	G/F	6-5	203	Fr.	Fuveau, France INSEP Academy
Note: Perhaps the most athletic player on the roster, he has steadily worked his way into the rotation in late-Jan.						
5	Admiral Schofield	F	6-5	238	Jr.	Zion, Ill. Zion-Benton Township HS
Note: Team leader is seeing increased action on the wing this year and is shooting a high percentage from 3-point range						
1	Lamonté Turner	G	6-1	183	RS-So.	Florence, Ala. IMG Academy (Fla.)
Note: One of the team's top FT shooters and an explosive scorer; has games of 24 and 25 (2x) points this season						
15	Derrick Walker Jr.	F	6-8	238	Fr.	Kansas City, Mo. Sunrise Christian Academy
Note: Arrived on campus this summer physically prepared for SEC basketball; starred for the Vols in Europe back in August						
2	Grant Williams	F	6-7	241	So.	Charlotte, N.C. Providence Day School
Note: All-SEC candidate leads the Vols in minutes played, scoring and rebounding; has five 20-point games this year						

STAFF

Head Coach: Rick Barnes
Record at Tennessee: 48-40 (3rd Year)
Overall Record : 652-354 (31st Year)

Associate Head Coach: Rob Lanier
Assistant Coach: Desmond Oliver
Assistant Coach: Michael Schwartz
Strength & Conditioning Coach: Garrett Medenwald
Athletic Trainer: Chad Newman
Director of Player Development: Riley Davis
Director of Basketball Operations: Mary-Carter Eggert
Director of Student-Athlete Development: Aubin Goporo
Assistant to the Head Coach: Kyle Condon
Graduate Managers: Parker Ratcliff and Todd Taravella

PRONUNCIATION GUIDE

Jordan Bowden	BAU-din (like old FSU coach)
Aubin Goporo	Aw-bin guh-POR-oh
Rob Lanier	luh-NEER
Garrett Medenwald	MAY-dihn-wald
Yves Pons	EEV POHNS
Lamonté Turner	luh-MAHN-tay

TENNESSEE BASKETBALL MEDIA RELATIONS CONTACTS

Tom Satkowiak	Assistant AD - Media Relations	Cell: 865-696-2897	Email: TomSID@tennessee.edu	Twitter: @TomSatkowiak
Josh Lively	Media Relations Graduate Assistant	Cell: 865-235-9728	Email: jlively3@vols.utk.edu	Twitter: @Josh_Lively1

► BY THE NUMBERS

6

» There are only six active NCAA head coaches who have more career Division I wins to their credit than **Rick Barnes** (652).

8

» Tennessee ranks eighth nationally in average home attendance, having drawn 15,981 fans through 12 home games at Thompson-Boling Arena.

17

» Junior **Admiral Schofield** has made multiple 3-pointers in 17 of UT's 22 games this season. His 42 makes are the most on the team, and he's shooting .438 from deep.

TEAM NOTES

ABOUT KENTUCKY

- **John Calipari** once again heads a strong Kentucky team, which was picked to win the SEC this year by the media during the preseason.
- The Wildcats currently rank 16th in the latest RPI standings. With a 17-6 record entering the matchup, UK holds wins over ETSU, Harvard, Virginia Tech, Louisville, Georgia and at West Virginia this season.
- After losing two of its previous three, Kentucky fought back from a 15-point halftime deficit on the road at No. 7 WVU to beat the Mountaineers, 83-76, as part of the Big 12/SEC Challenge on Jan. 27.
- Freshman **Kevin Knox**, the team's leading scorer on the season at 15.1 ppg, led the charge vs. West Virginia, with a career-high 34 points on 11-of-17 shooting.
- **Shai Gilgeous-Alexander** is arguably Kentucky's most versatile player, averaging 12.7 ppg, 4.4 apg, 3.6 rpg and 1.7 spg in 31 minutes of action per game.
- Preseason first-team All-SEC guard **Hamidou Diallo** (12.0 ppg, 4.3 rpg) and PJ Washington (10.3 ppg, 5.1 rpg) round out UK's double-digit scorers.
- The Wildcats enter Tuesday's matchup coming off a loss at Missouri, 69-60. Kentucky struggled to connect from beyond the arc, converting on just two of its 20 attempts from three. Gilgeous-Alexander led the Wildcats with 15 points and six assists.

FAST BREAK

The Volunteers under head coach **Rick Barnes** are a perfect 3-0 at home against bitter rival Kentucky, defeating the Wildcats in Thompson-Boling Arena in 2016, 2017 and 2018.

SERIES NOTES

- The Kentucky series is UT's oldest and most-played among SEC opponents. The Vols and Wildcats first met on Feb. 5, 1910, and have clashed 223 times over the years.
- It has been 10 years since the last time Tennessee came to Rupp Arena ranked higher than Kentucky. The third-ranked Vols lost to the unranked Wildcats, 72-66, at Rupp on Jan 22, 2008.
- **No program in college basketball has logged more wins over Kentucky than Tennessee (70).**
- Kentucky is one of only four SEC schools (along with Alabama, Arkansas and Missouri) to lead its all-time series against the Volunteers.
- Four Tennessee All-Americans were Kentucky natives: **Allan Houston, Chris Lofton, Danny Schultz** and **Paul "Lefty" Walther**.
- Tennessee has 14 all-time wins over the Wildcats at Thompson-Boling Arena, including three straight.
- **The Vols have beaten the Wildcats just four times at Rupp Arena, posting victories in 1977, 1979, 1999 and 2006.**

LAST MEETING KENTUCKY

- **Admiral Schofield** scored 20 points and recorded nine rebounds to lead the 23rd-ranked Tennessee Volunteers to a 76-65 victory over No. 17 Kentucky on Jan. 6, 2018, at a sold out Thompson-Boling Arena.
- The Vols shot 54 percent from the field in the second half while using a strong defensive effort to outscore the Wildcats in the final period, 47-28, and earn their first conference victory of the season.
- **Grant Williams** stepped up offensively down the stretch, scoring 16 of his 18 points in the second half on 7-for-9 shooting.
- UT was also fueled by great team play, as it recorded 23 assists on 25 made field goals, led by six assists from **James Daniel III**.
- After going into halftime trailing by nine, the Vols went on multiple runs in the second half, including a 10-0 burst that lasted more than three minutes, to reclaim the lead and defeat Kentucky for the third consecutive year at Thompson-Boling Arena.
- Kentucky was efficient throughout the first half, shooting 55 percent from the field and 4-for-8 from behind the 3-point arc. **PJ Washington** knocked down his first four shots and finished the period with 11 points to lead the Wildcats to a 37-29 advantage at the intermission.
- UT stormed out of the gate in the second half, going on a quick 6-0 run highlighted by a Schofield breakaway dunk. The outburst continued with a **Lamonté Turner** 3-pointer three minutes in that put the Vols ahead for the first time since the 16:00 mark of the first half.

MEMORABLE VOL PERFORMANCES AGAINST KENTUCKY

- **Kevin Punter Jr.'s** 27 points were the most scored by a Vol against the Kentucky in 10 years as Tennessee defeated the Wildcats, 84-77, Feb. 2, 2016, in Knoxville. The senior point guard made three 3-pointers and was 11-of-12 at the free-throw line.
- **Chris Lofton** reeled off 31 points, **Major Wingate** scored 12 and current Orlando Magic guard **C.J. Watson** added 10 as No. 11 Tennessee beat Kentucky 75-67 at Rupp Arena on Feb. 7, 2006.
- Beating the Wildcats was three times as nice during the 1978-79 season. UT notched program win No. 900 in Lexington on Jan. 20, 66-55, before topping UK 101-84 in Knoxville on Feb. 17. Then the Vols won the 1979 SEC Tournament with a 75-69 win over UK in Birmingham, Alabama, on March 3. Current Vol Network radio analyst **Bert Bertelkamp** was a junior on that Tennessee team.
- As **Bernard King** walked off the court at Memorial Gym after a deflating 88-82 loss on Jan. 13, 1975, a Kentucky fan flipped a lit cigarette into the Tennessee legend's hair. Outraged, King vowed he would never lose to Kentucky again. He vigorously carried out that promise, finishing his career 5-1 against the Wildcats.

BARNES & CALIPARI: 1,300+ WINS

- Saturday's game features the two winningest coaches (total career Division I wins) in the SEC.
- **John Calipari** is the league's active leader in career wins, with 669. **Rick Barnes** is a close second with 652 victories to his credit.
- Among all active Division I head coaches, Calipari and Barnes rank fifth and seventh, respectively, in total head coaching wins.
- Barnes and Calipari became friends while working a Pitt basketball camp in the late 1970s. The star player at that camp? Current Arizona head coach **Sean Miller**.

CALIPARI AMONG TENNESSEE'S MOST-FACED HEAD COACHES

- On Tuesday, **John Calipari** will coach his 23rd career game against the Vols. Among active college coaches, that stands as the third-most career meetings against Tennessee.

COACH	MEETINGS	UT's RECORD vs.
Kevin Stallings	37	21-16
Tubby Smith	26	7-19
John Calipari	21	8-14
Andy Kennedy	16	8-8
Mark Fox	13	4-9

VOLS HAVE SEVEN WINS vs. CALIPARI

- Since UK coach **John Calipari** returned to the college game in 2000-01, Tennessee has dealt him seven losses. No team has more wins over Calipari-coached teams during that span.

TEAM	WINS
TENNESSEE	7
Florida	7
Louisville	7
Cincinnati	5
Ole Miss	4
Southern Miss	4

JANUARY KENTUCKY WIN SPARKED HOT STREAK FOR SCHOFIELD

- **Tennessee head coach Rick Barnes said that junior wing Admiral Schofield had his best game as Vol when UT defeated Kentucky on Jan. 6. That win started a streak of stellar play for Schofield.**
- Over the last nine contests, Schofield is averaging 12.8 points, 7.6 rebounds, 2.1 assists and 1.6 steals per game. He is shooting .467 overall and .442 from 3-point range during that span.
- In this year's first meeting with Kentucky, Schofield totaled 20 points, nine rebounds, four assists, four steals and a block.
- **In five career games vs. Kentucky, Schofield averages 13.4 points, 6.8 rebounds and 1.4 assists while shooting .500 from the field.**

UT HAS BESTED 2016-17 WINS TOTAL

- Tennessee has already exceeded last season's total of 16 wins, and the Vols have eight regular-season games remaining.

TRENDING NOW

- In SEC play, Tennessee leads the league in assists per game (16.8) and assist/turnover ratio (1.5) while ranking second in scoring offense (79.0 ppg), scoring margin (+8.4), field-goal percentage (.474), 3-point percentage (.401) and rebounding defense (33.1 rppg).
- The school record for 3-point percentage is .3912, set during the 1989-90 season (**Allan Houston** era). Tennessee's current 3-point percentage is .398.
- Excluding any postseason games, UT is on pace to total 533 assists during the regular season. That would stand as the fourth-highest single-season total in school history.
- The Vols also are on pace to finish the regular season with 155 blocked shots. That would rank as the sixth-highest single-season total in school history.
- During SEC play, junior wing **Admiral Schofield** ranks second in the league in 3-point percentage (.458) and fifth in rebounding (7.4 rpg) and tied for seventh in steals per game (1.4 spg).
- Sophomore guard **Lamonté Turner** has made 20 consecutive free throws dating to Tennessee's Jan. 6 win over Kentucky. In SEC play, his .949 free-throw percentage (37-of-39) leads the league.
- Junior forward **Kyle Alexander** has 19 blocks over UT's last seven games (2.7 bpg).

WILLIAMS WORKING THROUGH DOUBLE-TEAMS

- Despite being the focal point of opponents' scouting reports, Tennessee leading scorer Grant Williams has remained efficient offensively.
- Facing regular double-teams, Williams is shooting .472 in SEC play, ranking seventh in the league.
- Williams' 17.8 points per game in SEC games ranks sixth in the conference.
- He has scored 15 or more points in seven of Tennessee's 10 SEC games, including a career-high 37 in UT's win at Vanderbilt on Jan. 9.

VOLS COMING OFF BEST HALF OF BASKETBALL THIS SEASON

- Tennessee put on a clinic during the second half of its 94-61 rout of Ole Miss on Saturday.
- The Vols scored 59 points in the half, during which they missed their first two field goals before making 20 of their last 26 attempts from the floor.
- The Vols shot .714 as a team during the half.
- The 59 points were UT's most in a half since scoring 60 in the first half of a 114-75 season-opening win over Chattanooga on Nov. 25, 2008.
- Tennessee had 17 assists and just one turnovers during the half.
- UT's 33-point margin of victory was its largest in a *regular-season* SEC game since beating Vanderbilt, 76-38, on March 1, 2014, by 38 points (in *postseason* play, UT beat Auburn by 38 points [97-59] in the first round of the 2016 SEC Tournament).
- During the final 20 minutes vs. Ole Miss Saturday, the Vols averaged 1.84 points per possession.

WINDICATORS

- Tennessee under **Rick Barnes** is 23-3 when holding its opponent below a .390 field-goal percentage.
- Tennessee under **Rick Barnes** is 21-3 when it takes a double-digit lead into halftime.
- UT is undefeated *this season* (13-0) when their opponent posts a field-goal percentage below .400.
- The Vols are 10-2 this season when they out-rebound their opponent.
- The Vols are 6-0 this season when Knoxville native **Jordan Bowden** scores at least 15 points.
- Tennessee is 6-0 during **Lamonté Turner's** career when he makes four or more 3-pointers.
- UT is 5-1 during **Kyle Alexander's** career when he scores 10 or more points.
- Tennessee is 9-2 during **Jordan Bone's** career when he records at least five assists.

10 STRAIGHT WEEKS IN TOP 25

- Tennessee on Dec. 4 made its first appearance in the AP top-25 poll since 2010—nearly seven full years. The Vols landed at No. 24 in that week's AP poll.
- Prior to that week, the last time UT appeared in the top 25 was Dec. 20, 2010 (19th AP, 18th coaches).
- **This week, UT stands at No. 15 in the AP poll and No. 14 in the coaches poll (both season-bests).**
- The Vols are riding a streak of 10 straight weeks in the top 25. As a ranked team, Tennessee is 11-4 this season.

UT IN RARE RANKED COMPANY

- Tennessee is one of four schools whose men's and women's basketball teams are both ranked in the latest Associated Press top-25 poll.
- The Vols are ranked 15th, and the Lady Vols (19-4, 7-3 SEC) are ranked 11th under coach **Holly Warlick**.
- Other schools with two ranked hoops squads (AP poll) are Duke, Michigan and Ohio State.

COMPARING SEC WINS vs. LOSSES

WINS	STATISTIC	LOSSES
65.4	Points Allowed	82.7
.438	3-Point FG Pct.	.328
+2.1	Rebound Margin	-1.3
+3.0	Turnover Margin	-1.3
+1.1	Grant Williams' Assist/Turnover Ratio	0.2
.514	Admiral Schofield Field-Goal Pct.	.367
.457	Jordan Bone Field-Goal Pct.	.313
9.3	Jordan Bowden PPG	3.3
.375	Jordan Bowden 3-Pt. Pct.	.000

NATIONAL POLLS

ASSOCIATED PRESS POLL

Updated: Feb. 5

Rank	School	Record	Points
1	Villanova (48)	22-1	1,608
2	Virginia (16)	22-1	1,572
3	Purdue (1)	23-2	1,500
4	Michigan State	22-3	1,407
5	Xavier	21-3	1,350
6	Cincinnati	21-2	1,305
7	Texas Tech	19-4	1,182
8	Auburn	21-2	1,138
9	Duke	19-4	1,075
10	Kansas	18-5	1,015
11	Saint Mary's	23-2	895
12	Gonzaga	21-4	851
13	Arizona	19-5	816
14	Ohio State	20-5	747
15	Tennessee	17-5	739
16	Clemson	19-4	720
17	Oklahoma	16-6	636
18	Rhode Island	19-3	486
19	West Virginia	17-6	457
20	Michigan	19-6	331
21	North Carolina	17-7	304
22	Wichita State	17-5	295
23	Nevada	20-4	205
24	Kentucky	17-6	133
25	Miami (Fla.)	17-5	76

Receiving Votes: Butler 65, Washington 54, Florida State 27, New Mexico State 23, Seton Hall 20, Creighton 18, Arizona State 17, Texas 15, NC State 12, Alabama 8, Middle Tennessee 6, Nebraska 4, Florida 3, Houston 3, TCU 3, Oklahoma State 2, East Tennessee State 1, Vermont 1

Dropped from rankings: Florida 23, Arizona State 25

USA TODAY COACHES' POLL

Updated: Feb. 5

Rank	School	Record	Points
1	Villanova (22)	21-1	765
2	Virginia (8)	22-1	751
3	Purdue (1)	23-2	716
4	Michigan State	22-3	662
5	Xavier	21-3	649
6	Cincinnati	21-2	622
7	Texas Tech	19-4	549
8	Duke	19-4	494
9	Auburn	21-2	461
10	Kansas	18-5	451
11	Gonzaga	21-4	441
12	Saint Mary's	23-2	436
13	Arizona	19-5	351
14	Tennessee	17-5	348
15	Clemson	19-4	334
16	Ohio State	20-5	322
17	West Virginia	17-6	283
18	Oklahoma	16-6	255
19	Rhode Island	19-3	252
20	Michigan	19-6	168
21	Wichita State	17-5	163
22	North Carolina	17-7	150
23	Nevada	20-4	103
24	Kentucky	17-6	73
25	Miami (Fla.)	17-5	59

Receiving Votes: Creighton 45; Arizona State 42; Seton Hall 25; Middle Tennessee 15; North Carolina State 13; Florida State 11; New Mexico State 10; Washington 10; Boise State 9; Florida 8; Butler 6; Houston 5; Louisiana-Lafayette 5; Alabama 3; Southern California 3; Kansas State 2; Louisville 2; Texas 2; Loyola (Ill.) 1.

Dropped from rankings: No. 23 Arizona State, No. 24 Florida.

TRACKING TENNESSEE IN THE POLLS

	AP	COACHES'
Pre	NR	NR
11/13	NR	-
11/20	NR	NR
11/27	RV	RV
12/4	24	RV
12/11	20	20
12/18	21	20
12/25	19	20 (12/26)
1/1	23	22 (1/2)
1/8	24	23
1/15	21	21
1/22	22	21
1/29	18	19
2/5	15	14
2/12		
2/19		
2/26		
3/5		
Final		

RPI TRACKER (through Feb. 4)

CBSsports.com	13
ESPN.com InsideRPI / BPI	13 / 12
KenPom.com	7
NCAA (official)	13
Sagarin	15

Tennessee's "Best" Official NCAA RPI Wins: Purdue (7), Kentucky (16), Texas A&M (30), NC State (62)

2017-18 SEC STANDINGS (through Feb. 5)

	SEC	Pct.	H	A	ALL	Pct.	H	A	N	Streak
Auburn	9-1	.900	5-0	4-1	21-2	.913	12-0	6-1	3-1	W5
Tennessee	7-3	.700	5-1	2-2	17-5	.773	10-2	5-2	2-1	W5
Alabama	6-4	.600	4-1	2-3	15-8	.652	10-3	2-4	3-1	W1
Florida	6-4	.600	3-2	3-2	15-8	.652	9-4	3-2	3-2	L2
Kentucky	6-4	.600	4-1	2-3	17-6	.739	13-1	3-3	1-2	L1
Mississippi St.	5-5	.500	4-1	1-4	17-6	.739	15-1	1-5	1-0	W3
Missouri	5-5	.500	3-2	2-3	15-8	.652	10-2	3-4	2-2	W2
Arkansas	4-6	.400	3-1	1-5	15-8	.652	11-1	1-6	3-1	L2
Georgia	4-6	.400	3-2	1-4	13-9	.591	9-2	3-6	1-1	L1
LSU	4-6	.400	2-3	2-3	13-9	.591	9-4	3-3	1-2	W1
Ole Miss	4-6	.400	4-1	0-5	11-12	.478	10-4	0-7	1-1	L3
South Carolina	4-6	.400	2-3	2-3	13-10	.565	7-4	4-4	2-2	L3
Texas A&M	4-6	.400	4-2	0-4	15-8	.652	11-2	1-5	3-1	W2
Vanderbilt	2-8	.200	2-2	0-6	8-15	.348	8-5	0-8	0-2	L2

FAST BREAK

Tennessee has produced four of the top 10 all-time scorers in SEC history: **Allan Houston** (No. 2; 2,801 points), **Ernie Grunfeld** (No. 5; 2,249 points), **Tony White** (No. 6; 2,219 points) and **Chris Lofton** (No. 10; 2,131 points).

UT THIRD IN NCAA IN ASSIST RATE

- According to noted college basketball statistical analyst **Ken Pomeroy** of KenPom.com, Tennessee ranks third nationally with an assist rate of 64.9 percent (meaning that 64.9 percent of the Vols' made field goals have been assisted on).
- That is the highest assist rate among SEC teams.
- **The Volunteers average 17.2 assists per game, which ranks first in the SEC and 19th in the country.**

"GOOD" LOSSES

- All five teams who have defeated Tennessee this season occupy a top-45 spot in the latest NCAA RPI, and three of those teams—Villanova (2), Auburn (5) and North Carolina (10)—own a top-10 RPI.
- Missouri has an RPI of No. 33, and Arkansas lands at No. 41.
- Finally, three of those five squads are ranked in this week's AP top-25 poll: No. 1 Villanova, No. 8 Auburn No. 21 North Carolina.

TWO BLOCKS OF GRANITE, A BIG CANADIAN & A PAIR OF JORDANS

- Tennessee has used the same starting five since Dec. 3 at Georgia Tech—a span of 16 games.
- **Jordan Bone, Jordan Bowden, Admiral Schofield, Grant Williams** and **Kyle Alexander** (the Canadian), have started 20 of UT's 22 games this season.
- Tennessee is 15-5 when that unit starts.

ALEXANDER, WALKER DON'T MISS

- While neither player looks to score first, Tennessee forwards **Kyle Alexander** and **Derrick Walker** are taking—and making—extremely high-percentage shots during SEC play.
- The duo is combining to shoot .886 (39-of-44) from the field during league games.
- Alexander, the starter at the five, is 27-for-30 from the field in SEC play (.900).
- Walker, a true freshman whose minutes have increased since mid-January, is 12-for-14 from the field against SEC opponents (.857).

MORE MINUTES FOR WALKER

- True freshman forward **Derrick Walker** has significantly bolstered the Vols' frontcourt depth since mid-January.
- The Kansas, City, Missouri, native is averaging 13.5 minutes off the bench over UT's last six games.
- In Tennessee's win at South Carolina on Jan. 20, Walker was 5-for-5 while finishing with a season-high 10 points, four rebounds and a block in a season-high 25 minutes.
- During SEC play, Walker is averaging 2.8 points and 2.6 rebounds while shooting .857 from the field.

TURNER MAKING STRONG CASE FOR SEC SIXTH MAN OF THE YEAR


- Vols sophomore **Lamonté Turner** has not started a game this season, but he has come off the bench to score 15 or more points seven times. And he has scored 20 or more in two of UT's last five games.
- Turner is the team's third-leading scorer both overall (10.7 ppg) and in SEC play (12.3 ppg).
- The Alabama native has held or shared the team lead in scoring in six times this season.
- Turner made a season-high six 3-pointers in UT's Jan. 27 win at Iowa State while finishing with a team-high 20 points.
- **In addition to his hot shooting of late, he also is riding a streak of 127 consecutive minutes played without committing a turnover, dating to the first half at South Carolina on Jan. 20.**

ALEXANDER MUCH IMPROVED

- Junior forward **Kyle Alexander** is 17-for-20 (.850) from the field over UT's last six games. He is averaging 7.2 points, 5.5 rebounds and 2.7 blocks per game over that span.
- After scoring in double digits just one time in his first 66 career games, he has scored 10 or more points five times this season—including three times in UT's last seven games.
- The Jan. 27 win at Iowa State was Alexander's fourth game this season with 10 or more rebounds.
- Through 22 games, Alexander has essentially doubled his production from his first two seasons as an underclassman, tallying 6.2 points, 5.8 rebounds and 2.0 blocks in 20.7 minutes per game while starting every contest.
- Among all Division I players this season, Alexander ranks 50th in blocked shots per game (1.95 bpg) and 113th in offensive rebounds per game (2.55).

"QUOTABLE"

Sophomore Forward Grant Williams



"Last year we were really young, and that was our excuse for all the mistakes we made, things we did. Now we don't have that excuse anymore. We've grown up, and we've got to show that by being mature mentally."

SPECIALTY-STAT TRACKER

Opponent	Points in the Paint	Points Off TOs	2nd Chance Points	Bench Points
Presbyterian	38	26	7	31
High Point	24	29	15	35
vs. Purdue	38	20	21	25
vs. Villanova	38	19	21	23
vs. NC State	16	22	5	22
Mercer	30	32	10	33
at Georgia Tech	20	8	6	33
Lipscomb	28	13	8	30
North Carolina	24	19	16	21
Furman	32	11	9	16
at Wake Forest	30	17	5	14
at Arkansas	30	10	11	33
Auburn	28	9	18	28
Kentucky	30	16	16	17
at Vanderbilt	40	12	13	13
Texas A&M	32	22	11	15
at Missouri	28	16	13	14
at South Carolina	32	19	9	39
Vanderbilt	16	7	10	15
at Iowa State	22	14	22	36
LSU	32	8	16	44
Ole Miss	26	23	10	35
at Kentucky	-	-	-	-
at Alabama	-	-	-	-
South Carolina	-	-	-	-
at Georgia	-	-	-	-
Florida	-	-	-	-
at Ole Miss	-	-	-	-
at Mississippi St.	-	-	-	-
Georgia	-	-	-	-
Total +/-	+36	+73	+13	+225
Season Highs	40	32	22	44

ACTIVE CAREER SCORERS (DI)

Rank	Player	Games School	Career Played	Points
1	Jordan Howard	Central Arkansas	113	2,255
2	James Daniel III	Tennessee	112	2,088
3	Andrew Rowsey	Marquette	118	2,052
4	Trevon Bluiett	Xavier	131	2,045
5	Jonathan Stark	Murray State	121	2,013

Through Feb. 4



"QUOTABLE"

Head Coach Rick Barnes



"I'll be shocked if the winner of this league doesn't have four, five or six losses. This league is that good. If our guys, at this point in time, think they can take any nights off, we won't win. It's plain and simple."



NUMBERS OF NOTE

+16.55

Tennessee junior **Kyle Alexander** owns the best plus-minus rating per 40 minutes on the team, boasting a +16.55.

16

There are only 16 Division players older than Vols grad transfer **James Daniel III**. And among players from "Power Five" conferences, Daniel is the second-oldest in the country.

1,140

Last year's UT freshmen scored a school-record 1,140 points. That group accounted for 47.8 percent of UT's points, 59.0 percent of the team's assists and 57.7 percent of the team's steals.

AN (EARLY) ALL-STAR COMPARISON FOR FRESHMAN GRANT WILLIAMS

- Sophomore forward **Grant Williams** has said that one of the players he tries to emulate is Golden State Warriors' forward **Draymond Green**.
- Green and Williams both were rated by Rivals.com as three-star prospects. According to ESPN, Green was the nation's No. 21 power forward prospect in 2007, while Williams was the nation's No. 26 power forward in 2016.
- Below is a comparison between Williams' current stats and Green's year-by-year stats at Michigan State.

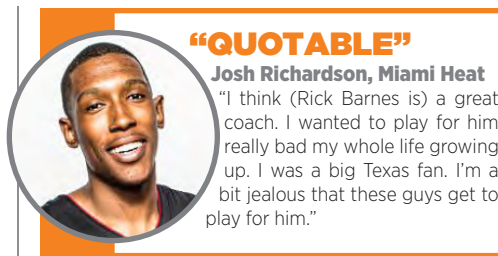
PLAYER	YEAR	FG%	PPG	RPG	BPG	MPG
Grant Williams	Fr (16-17)	.504	12.6	5.9	1.9	25.4
Grant Williams	So (17-18)	.481	16.2	6.2	1.3	29.0
Draymond Green	Fr (08-09)	.556	3.3	3.3	0.2	11.4
Draymond Green	So (09-10)	.525	9.9	7.7	0.9	25.5
Draymond Green	Jr (10-11)	.426	12.6	8.6	1.1	30.1
Draymond Green	Sr (11-12)	.449	16.2	10.6	1.0	33.2

10 WEARING VOLSCHOLAR PATCH

- A program-record 10 Vols have earned the privilege of wearing a "VOLScholar" patch on their game jersey: **Kyle Alexander, Jordan Bone, James Daniel III, John Fulkerson, Zach Kent, Yves Pons, Lamonté Turner, Derrick Walker, Grant Williams** and **Brad Woodson**
- To be eligible to wear the patch, Tennessee student-athletes must achieve a 3.0 GPA in either of the two previous semesters, or they must own a cumulative 3.0 GPA.

ACADEMIC EXCELLENCE

- **Rick Barnes'** commitment to his players' academic achievement cannot be overstated. His teams have posted a perfect 1,000 score in five of the last six multi-year APR reports and had perfect *single-year* APR scores every year from 2005-06 through 2014-15.
- A total of 31 Tennessee men's basketball players have graduated in the last eight years:: **Devon Baukman, Josh Bone, Galen Campbell, Quinn Cannington, Quinton Chievous, Ryan Childress, Wayne Chism, D'Montre Edwards, John Fields, Melvin Goins, Kenny Hall, Tony Harris, Michael Hubert, Justin Jackson, Chris Lofton, Brandon Lopez, Jeronne Maymon, Skylar McBee, Jordan McRae, Dwight Miller, Armani Moore, Rob Murphy, Steven Pearl, J.P. Prince, Kevin Punter Jr., Josh Richardson, Tyler Summitt, Cameron Tatum, C.J. Watson, Tanner Wild** and **Renaldo Woolridge**.



"QUOTABLE"

Josh Richardson, Miami Heat
 "I think (Rick Barnes is) a great coach. I wanted to play for him really bad my whole life growing up. I was a big Texas fan. I'm a bit jealous that these guys get to play for him."

VOLS SHINE IN LATEST GSR DATA

- The Tennessee basketball program had plenty to celebrate following the Nov. 8 release of the latest NCAA Graduation Success Rate (GSR) data.
- The program's multi-year GSR of 89 percent is an all-time program record (besting the previous high by 16 percentage points).
- The UT men's basketball program has improved its multi-year GSR 29 percentage points in four years—from 60 percent in 2014 to 89 percent in 2017.

TENNESSEE'S NON-CONFERENCE SCHEDULE RIPE WITH OPPORTUNITIES

- A cursory glance at UT's non-conference schedule reveals a handful of "Power Five" opponents—Purdue (W), NC State (W), Georgia Tech (W), UNC (L), Wake Forest (W) and Iowa State (W)—that stand as potential RPI boosters. But dig a little deeper and one discovers additional opportunities for resumé-building wins outside of SEC play.
- Another Tennessee foe appears in the Jan. 29 update of the CollegeInsider.com Mid-Major Top 25, with Furman landing at No. 19. Tennessee outlasted Furman, 66-61, at home on Dec. 20. That is UT's fifth-best RPI win of the season (No. 112).
- [This article from HeatCheckcbb.com](#) outlines why, based on their schedule, the Vols have more opportunities to log resumé-boosting wins than any other team in the country this season.
- **As of Feb. 5, UT's strength of schedule was rated No. 3 nationally by ratings analyst Ken Pomeroy of KenPom.com.**

▶ LAST THREE GAMES

#	Player	gp-gs	min	avg	Total		3-Point		F-Throw		Rebounds				pts	avg						
					fg-fga	fg%	3fg-fga	3fg%	ft-fa	ft%	off	def	tot	avg			pf	dq	a	to	blk	stl
01	Turner, Lamonte	3-0	79	26.3	17-30	.567	12-21	.571	3-3	1.000	2	6	8	2.7	4	0	8	0	0	2	49	16.3
02	Williams, Grant	3-3	73	24.3	16-33	.485	0-1	.000	10-17	.588	5	15	20	6.7	8	0	7	5	0	2	42	14.0
03	Daniel, James	3-0	74	24.7	13-27	.481	9-21	.429	1-1	1.000	2	2	4	1.3	6	0	12	5	0	7	36	12.0
05	Schofield, Admiral	3-3	68	22.7	11-30	.367	7-15	.467	2-2	1.000	6	21	27	9.0	11	1	6	4	1	2	31	10.3
11	Alexander, Kyle	3-3	76	25.3	8-11	.727	0-0	.000	6-6	1.000	10	11	21	7.0	7	0	2	4	8	2	22	7.3
23	Bowden, Jordan	3-3	85	28.3	7-22	.318	1-11	.091	4-6	.667	2	9	11	3.7	6	0	7	3	3	5	19	6.3
00	Bone, Jordan	3-3	66	22.0	7-18	.389	3-10	.300	0-0	.000	0	11	11	3.7	1	0	17	2	0	1	17	5.7
13	Johnson, Jalen	2-0	10	5.0	3-3	1.000	3-3	1.000	0-0	.000	0	2	2	1.0	0	0	1	1	0	0	9	4.5
10	Fulkerson, John	3-0	15	5.0	3-4	.750	0-0	.000	2-2	1.000	0	1	1	0.3	4	0	1	3	0	1	8	2.7
15	Walker, Derrick	3-0	30	10.0	3-4	.750	0-0	.000	1-2	.500	2	6	8	2.7	3	0	2	1	0	0	7	2.3
35	Pons, Yves	3-0	15	5.0	1-1	1.000	1-1	1.000	0-0	.000	0	2	2	0.7	1	0	2	0	0	0	3	1.0
32	Darrington, Chris	3-0	9	3.0	1-2	.500	1-1	1.000	0-0	.000	0	1	1	0.3	1	0	0	1	0	0	3	1.0
Team											6	1	7				4					
Total.....		3	600		90-185	.486	37-84	.440	29-39	.744	35	88	123	41.0	52	1	65	33	12	22	246	82.0
Opponents.....		3	600		60-167	.359	18-61	.295	29-46	.630	32	66	98	32.7	46	0	30	40	8	18	167	55.7



“QUOTABLE”

T.J. Ford, Wooden Award and Naismith Trophy winner

“Every day I wake up, I use things I learned from (Coach Barnes). Just knowing how to treat people, knowing how to be respectful, being engaging, being on time, how to be responsible, all of those things. I do it every day.”

VOLS IN THE NBA

- Tennessee alums enjoyed a noteworthy presence in the NBA during the 2016-17 season—highlighted by **Tobias Harris** (2010-11) leading the Detroit Pistons in scoring.
- In his sixth NBA season, Harris played in all 82 games for the Pistons. He made 48 starts but thrived in the team’s sixth-man role during the second half of the season. His 16.1 points per game led the team. For his career, the forward averages 13.8 points, 5.6 rebounds and 1.6 assists per game.
- Miami Heat guard **Josh Richardson** (2011-15) completed his second NBA season with the Miami Heat in 2016-17, and he agreed to a new four-year, \$42 million contract in September 2017. In his first two seasons in the league, the 24-year-old has appeared in 105 games and averaged 8.4 points, 2.6 rebounds and 2.0 assists. He also shoots at a .374 clip from 3-point range.
- Point guard **C.J. Watson** (2002-06) completed his 10th NBA season in 2016-17 as a member of the Orlando Magic. He appeared in 62 games, with nine starts, and averaged 4.5 points and 1.8 assists. For his decade-long NBA career, Watson has seen action in 600 games and averages 7.2 points and 2.5 assists while shooting .373 from 3-point range and .812 from the foul line.
- Shooting guard **Jordan McRae** (2010-14), a member of the Cleveland Cavaliers 2016 NBA Finals championship team, saw action in 37 games with the Cavs last season before being released. In 59 career NBA appearances, the 2014 draft pick averaged 4.4 points and shot .384 from 3-point range.
- 2014 NBA Draft pick **Jarnell Stokes** (2011-14), who has played for three different franchises during his three-year professional career, appeared in two games with the Denver Nuggets last season before suffering a season-ending foot injury. Stokes owns a .581 field-goal percentage in 28 career NBA games played.
- A pair of Tennessee alums continue lengthy tenures as NBA front-office executives in 2017-18. Washington Wizards President **Ernie Grunfeld** (1973-77) completed his 14th season as the team’s top executive last year. And New York Knicks Assistant General Manager **Allan Houston** (1989-93) continues to play a key insider’s role with that storied franchise.

FAST BREAK

Tennessee has made five NCAA Sweet Sixteen appearances since 2000.

TENNESSEE PICKED 13TH IN THE SEC

- Tennessee was predicted to finish 13th in the 2018 SEC race by an SEC and national media voting panel.
- The Volunteers also were picked 13th last season before posting an 8-10 SEC record to finish ninth.
- The Vols have outperformed their preseason SEC projection every season under head coach **Rick Barnes**.

EIGHT BARNES’ PUPILS ACTIVE IN NBA

- There are currently eight **Rick Barnes** pupils active on NBA rosters, including one of the top players in the world: 2014 NBA MVP and 2017 Finals MVP **Kevin Durant**.

PLAYER, POS	DRAFTED	TEAM
LaMarcus Aldridge, F	2006	San Antonio Spurs
D. J. Augustin, G	2008	Orlando Magic
Avery Bradley, G	2010	Detroit Pistons
Kevin Durant, F	2007	Golden State Warriors
Cory Joseph, G	2011	Toronto Raptors
Tristan Thompson, F	2011	Cleveland Cavaliers
P.J. Tucker, F	2006	Phoenix Suns
Myles Turner, F	2015	Indiana Pacers

UT IN 2018 NIT SEASON TIP-OFF FIELD

- Tennessee will spend next Thanksgiving in New York City, where it will join Kansas, Louisville and Marquette in the 2018 NIT Season Tip-Off at Brooklyn’s Barclays Center.
- In its last NIT Season Tip-Off appearance, UT won the 2010 title with victories over VCU and Villanova.
- In addition to their 2010 championship showing, the Vols also appeared in the 1992 and 2006 NIT Season Tip-Offs. The Big Orange defeated Rutgers before falling to Seton Hall in 1992. In 2006, UT suffered losses to Butler and North Carolina at Madison Square Garden.



VOLS IN THE NBA

& AROUND THE GLOBE

NBA VOLS

TOBIAS HARRIS, SF

LOS ANGELES CLIPPERS / 7TH YEAR IN THE NBA
Notes: 25-year-old started 48 games for Detroit, averaging 18.1 points and 5.1 rebounds while shooting .409 from 3-point range, before being traded to the Clippers on Jan. 29

JOSH RICHARDSON, SG

MIAMI HEAT / 3RD YEAR IN THE NBA
Notes: Agreed to a four-year, \$42 million contract in September ... Averaging 12.8 points, 3.4 rebounds and 2.8 assists through 51 games this season (starter).

ERNIE GRUNFELD

WASHINGTON WIZARDS / PRESIDENT (GM)
Note: Has been with Wizards organization since 2003.

ALLAN HOUSTON

NEW YORK KNICKS / ASSISTANT GM
Note: Former Knicks All-Star now serves as assistant general manager and is also the GM of New York’s G-League affiliate, the Westchester Knicks.



VOLS IN THE NBA G-LEAGUE

Name	Team	Affiliation
Devon Baulkman	Westchester Knicks	NY Knicks

VOLS ON INTERNATIONAL ROSTERS

Wayne Chism	Bahrain	Al-Manama
John Fields	Apoel	Cyprus
Scotty Hopson	Turkey	Galatasaray
Robert Hubbs III	Montenegro	KK Sutjeska
Chris Lofton	France	Le Mans
Jordan McRae	Spain	Baskonia
Armani Moore	Poland	Stelmet ZG
Kevin Punter Jr.	Poland	Rosa Radom
Derek Reese	Puerto Rico	Ponce Lions
Tyler Smith	Turkey	Istanbulspor
Jarnell Stokes	China	Zhejiang GB
Cameron Tatum	Brazil	Botafogo FR

A FRESH TAKE ON AN OLD TRADITION



Fans who remember the entertaining era of basketball and showmanship under legendary Tennessee head coach **Ray Mears** (1963-77) will appreciate the candy-striped warmup pants donned during pregame by the Vols.

Outstanding Tennessee teams in the 1970s featuring Vol greats **Bernard King** and **Ernie Grunfeld**, made the candy-striped pants popular, wearing them prior to packed games at old Stokely Athletics Center.

The pants made intermittent appearances in the last decade but, thanks to **Rick Barnes**, are now worn for all games starting last season.

THOMPSON-BOLING ARENA



NOTES FROM "THE SUMMITT"

HOOPS FACILITY ENHANCMENTS OVER THE LAST DECADE

- Prior to the 2007-08 season, UT added a basketball-only practice facility, Pratt Pavilion, which houses two full-size gymnasiums (a men's court and a women's court) as well as an athletic training room, weight room and film-study room.
- Construction of Pratt Pavilion also marked the beginning of the "first phase" of renovations to Thompson-Boling Arena. This \$19 million phase included the addition of 32 luxury suites located in the north balcony, a loge area just below the suites that includes 166 side court seats, new seats for the entire arena, a \$3 million center-hung scoreboard and concourse refurbishments, such as graphics and other amenities.
- In the "second phase" of Thompson-Boling Arena renovations, the athletics department overhauled the men's and women's basketball offices during the 2010-11 campaign, creating a new and impressive "front door" for both programs.
- New to Thompson-Boling Arena for the 2013-14 season was a 360-degree LED ribbon board that runs along the bottom of the upper deck.
- In March of 2014, Thompson-Boling Arena became the third college basketball arena to install an LED lighting system, which features fixtures that are smaller, brighter, and up to 85 percent more efficient than conventional arena metal halide lights. The system—developed and manufactured by Oak Ridge-based LED North America at the Tech 20/20 incubator facility in Oak Ridge, Tennessee—incorporates Oak Ridge National Laboratory technology and was installed by Knoxville-based Bandit Lites.
- The weight room in Pratt Pavilion was renovated and expanded to 4,350 square feet in the summer of 2016. Additions include a full-court-length stretch of synthetic turf, a custom rubber floor, a 40-foot, steel-reinforced throwing wall, six Keiser Functional Trainers, four TRUEStretch Cages, three custom, 10-foot Power Lift pulley units (ideal for taller student-athletes), seven sets of 90-pound PowerBlocks and a zoned, high-powered stereo system.
- **Work is set to conclude in January on a \$5 million locker-room overhaul at Thompson-Boling Arena, which will feature the addition of a hydrotherapy athletic training facility.**

▶ AVG. HOME ATTENDANCE

2017-18 Average Home Attendance Rankings

Arena/School	Avg.
1. Rupp Arena Kentucky	21,575
2. The Carrier Dome Syracuse	20,453
3. Dean E. Smith Center North Carolina	17,862
4. KFC Yum! Center Louisville	17,570
5. Kohl Center Wisconsin	17,268
6. CenturyLink Center Creighton	16,520
7. Allen Fieldhouse Kansas	16,358
8. Thompson-Boling Arena Tennessee	15,981
9. Arkansas Bud Walton Arena	15,928
10. Pinnacle Bank Arena Nebraska	15,365
11. Indiana Simon Skjodt Assembly Hall	15,264
12. Missouri Mizzou Arena	15,061

through games of Feb. 4, 2018

▶ LEGENDS IN THE RAFTERS

■ TENNESSEE'S RETIRED NUMBERS


Name	No.	Honored on
Ray Mears (<i>coach</i>)	*	March 1, 2006
John Ward (<i>broadcaster</i>)	*	March 1, 2006
Bernard King	53	Feb. 13, 2007
Ernie Grunfeld	22	March 2, 2008
Allan Houston	20	March 6, 2011

** Honored with a personalized banner bearing the Tennessee "Power T" logo*

■ TENNESSEE'S RETIRED JERSEYS

Name	No.	Honored on
Dale Ellis	14	March 1, 2014

▶ \$45 MILLION COMMITMENT



WELCOME TO YEAR NO. 31

- Thompson-Boling Arena is hosting its 31st season in 2017-18.
- The Vols have won nearly 75 percent of their games in Thompson-Boling Arena.
- The Vols have ranked in the top 10 nationally in average home attendance 12 times at TBA and own an active streak of 12 consecutive seasons ranked in the top 20.

BY THE NUMBERS

- Tennessee is 364-129 (.738) at Thompson-Boling Arena.
- Since the 1997-98 season, the Vols are 258-69 (.789) in Thompson-Boling Arena.
- The Vols are 122-50 against SEC teams at home over the last 12 seasons.
- Tennessee finished both the 2006-07 and 2007-08 seasons with a 16-0 home record.
- **The Vols have won five of their last six home games against the defending national champions (wins over Kentucky in 2013, UConn in 2012, Florida in 2008, Florida in 2007, Kentucky in 1999).**

HOME CROWDS OF 20,000+ NOTHING NEW FOR VOLS

- Tennessee has played in front of 52 home crowds larger than 20,000 dating to the 2005-06 season.
- The crowd of 22,326 for the 2009 Gonzaga game was the largest at Thompson-Boling Arena since capacity was reduced from 24,535 to 21,678 prior to the 2007-08 campaign.
- UT has hosted ESPN College GameDay twice at Thompson-Boling Arena, winning both games.



“QUOTABLE”

LaMarcus Aldridge, San Antonio Spurs/NBA All-Star

“Rick Barnes always told me I would be a franchise player, a go-to guy. I can’t say that I always believed him, but he was right. He told me if I kept working hard and stayed with it, then I would be a go-to guy in the NBA, and it worked out. He kept me positive and kept me going in the right direction when I could have stopped believing in myself. That was a key to my development as a player.”

TENNESSEE IS FIFTH-YOUNGEST TEAM IN DIVISION I THIS SEASON

- Bowling Green State University basketball SID **James Nahikian** painstakingly compiled a list of the youngest teams (based on class/eligibility) in college basketball this season, and Tennessee was one of three SEC teams to make the top five.
- With 10 underclassmen and only one senior, Tennessee is tied with Wofford and Toledo as the fifth-youngest team in Division I.
- Kentucky (12 underclassmen, no seniors) is the nation’s youngest team, and Auburn is the second-youngest (12 underclassmen, one senior).

RANK	TEAM	BREAKDOWN
1	Kentucky	12 (7 FR, 1 R-FR, 3 SO, 1 R-SO) – 0 SR
2	Auburn	12 (3 FR, 9 SO) – 1 SR
T-3	American	10 (7 FR, 3 SO) – 0 SR
T-3	The Citadel	10 (6 FR, 4 SO) – 0 SR
T-5	Wofford	10 (4 FR, 1 R-FR, 5 SO) – 1 SR
T-5	Toledo	10 (4 FR, 1 R-FR, 5 SO) – 1 SR
T-5	Tennessee	10 (3 FR, 3 R-FR, 3 SO, 1 R-SO) – 1 SR
8	Holy Cross	9 (6 FR, 3 SO) – 0 SR
T-9	Montana	9 (6 FR, 2 SO, 1 R-SO) – 1 SR
T-9	Bowling Green	9 (5 FR, 1 R-FR, 3 SO) – 1 SR
T-9	Marquette	9 (5 FR, 4 SO) – 1 SR
T-9	Oklahoma	9 (5 FR, 2 SO, 2 R-SO) – 1 SR
T-9	Kansas State	9 (3 FR, 2 R-FR, 4 SO) – 1 SR
T-9	Louisiana Tech	9 (3 FR, 1 R-FR, 5 SO) – 1 SR

FIRST-HALF DEFENSE STIFLING

- Through 22 games, UT has held opponents to an average 28.2 points during the first half.
- **Tennessee’s average lead at halftime this season is 8.5 points, and the Big Orange have trailed just three times at the break (vs. Auburn and Kentucky and at Vanderbilt).**

VULTURE VOLS LOOKING FOR SCRAP

- UT is +73 in points-off-turnovers this year and has logged at least 20 points off TOs in seven games.
- During their 84-60 rout of Southern Conference favorite Mercer on Nov. 29, the Vols scored a season-high 32 points off 20 Bears turnovers.
- Tennessee’s high in SEC play this season came against Ole Miss on Feb. 3, as the Vols scored 23 points off 17 Rebel turnovers.

DANIEL A DARN GOOD DISTRIBUTOR

- Graduate transfer **James Daniel III** is the first Vol to log multiple games of 10 or more assists in a single season in 24 years.
- **LaMarcus Golden** had two double-digit assist games during the 1993-94 campaign, dishing out 12 vs. UT Martin (1/26/93) and 14 at South Carolina (1/19/94).
- Daniel distributed a career-high 10 assists in the win over High Point on Nov. 14 (his second game as a Vol). He then recorded 10 assists during UT’s victory over Mercer on Nov. 29. And he didn’t have a turnover in either game.
- **For the first time in his career, Daniel—a green-light, volume shooter at Howard—has more assists (70) than made field goals (48).**
- Daniel’s assist-turnover ratio this season is an impressive +2.72. That ranks fourth in the SEC and 33rd nationally.

BOWDEN ON TARGET FROM DEEP

- While he no longer meets the SEC’s “attempts per game” stat-ranking requirements, Tennessee sophomore **Jordan Bowden** would lead the SEC with a 3-point percentage of .474 (36-of-76) through 22 games this season.

TENNESSEE GOES 3-1 IN ACC PLAY

- Tennessee went 3-1 during its four games against ACC opponents over a 30-day span during pre-conference action, with all three wins coming away from Knoxville. **UT’s scoring margin in those four games was +7.5.**
- The Vols defeated NC State, 67-58, in Atlantis. Tennessee then toppled Georgia Tech, 77-70, in Atlanta. UT fell at home to No. 7 UNC, 78-73, before routing Wake Forest, 79-60, in Winston-Salem.
- Additionally, Tennessee traveled to Clemson for a charity exhibition on Nov. 5. The Vols defeated the Tigers, 71-67.

ROSTER BREAKDOWN

- The Vols’ 2017-18 roster features 16 players (13 scholarship student-athletes) representing nine states as well as Ontario, Canada, and France.
- There are five Vols who hail from the state of Tennessee, two from North Carolina and one each from Alabama, Delaware, Illinois, Missouri, Ohio, Texas and Virginia.
- This is the first time since 2006-07 that the Vols’ roster has not included at least one player from the state of Georgia.
- Tennessee has one senior (a graduate transfer), five juniors, four sophomores and six freshmen (including three redshirt freshmen).
- This is the tallest roster third-year head coach **Rick Barnes** has had at Tennessee. This season’s team includes six players listed at 6-7 or taller. For each of the previous two seasons, UT had just three players listed at 6-7 or taller.

VOLS LOOK TO EXTEND 13-YEAR STREAK OF TOP-20 ATTENDANCE

- Tennessee finished 20th nationally in average regular-season home attendance last year, drawing an average of 13,636 fans to 16 games at Thompson-Boling Arena.
- This season, UT ranks eighth in attendance with a home average of 15,981.
- The Vols have ranked among the top 20 in attendance for 13 consecutive years, including six seasons ranked in the top five nationally.
- Tennessee has played in front of 52 home crowds larger than 20,000 over the last 13 seasons.

LANIER GIVES VOLS ADDITIONAL HEAD COACHING EXPERIENCE

- **Rick Barnes** isn’t the only person on Tennessee’s bench with Division I head coaching experience.
- Associate head coach **Rob Lanier** was the head coach at Siena from 2001-05.
- During that span, the Saints posted a 58-70 mark, and advanced to one NCAA Tournament and one NIT.
- Under Lanier, Siena also won the 2002 Metro Atlantic Athletic Conference Tournament Championship.

TEAM STAT RANKINGS

Category	SEC	NCAA	SEC*
Scoring Offense 77.8	5	82	79.0 2
Scoring Defense 67.0	4	54	70.6 8
Scoring Margin +10.7	2	35	+8.4 2
FG Pct. .453	9	148	.474 2
FG Pct. Defense .406	5	31	.430 8
3FG Pct. .398	2	25	.401 2
3FG Pct. Defense .333	7	102	.338 8
Free Throw Pct. .756	2	42	.767 3
Rebounds Per Game 36.7	10	117	34.2 10
Rebound Defense 34.4	9	-	33.1 2
Rebound Margin +2.3	8	119	+1.1 7
Off. Rebs Per Game 11.9	7	74	10.0 T-9
Def. Rebs Per Game 24.8	9	219	24.2 8
Assists Per Game 17.2	1	19	16.8 1
Assist/Turnover 1.4	1	30	1.5 1
Turnovers Per Game 12.5	6	108	11.0 2
Turnover Margin +2.4	5	47	+1.7 5
Blocks Per Game 5.0	6	29	4.5 7
Steals Per Game 6.9	6	111	6.5 T-4
Fouls Per Game 20.1	12	295	18.3 -

SEC thru Feb. 5 | NCAA thru Feb. 4 * Conference games only

GAMES STARTED

	Streak	2017-18	Career	SEC
Kyle Alexander	22	22	56	36
Jordan Bone	21	21	38	24
Jordan Bowden	24	22	50	25
James Daniel III	-	2	89	-
Chris Darrington	-	-	-	-
John Fulkerson	-	-	6	-
Zach Kent	-	-	-	-
Jalen Johnson	-	-	-	-
Yves Pons	-	-	-	-
Admiral Schofield	16	21	44	23
Lamonté Turner	-	-	6	3
Derrick Walker Jr.	-	-	-	-
Grant Williams	51	22	51	28

NON-CONF. BREAKDOWN

Team	Record	'17 RPI	'18 RPI	Result
Presbyterian	10-15	346	306	W, 88-53
High Point	11-12	233	263	W, 84-53
vs. #18 Purdue	23-2	18	7	W, 78-75
vs. #5 Villanova	22-1	3	2	L, 85-76
vs. NC State	16-7	138	62	W, 67-58
Mercer	11-13	196	216	W, 84-60
at Georgia Tech	11-12	79	140	W, 77-70
Lipscomb	15-9	190	115	W, 81-71
North Carolina	17-7	1	10	L, 78-73
Furman	16-8	90	108	W, 66-61
at Wake Forest	9-14	43	116	W, 79-60
Iowa State	12-10	21	105	W, 68-45

through Feb. 4



FOLLOW THE BEAT

Here is a list of reporters who regularly cover the Tennessee basketball beat and tweet about the Vols:

- @charlie_burris - Charlie Burris, Orange & White Report
- @davidwcobb - David Cobb, Chattanooga Times Free Press
- @vincesperos - Vince Ferrara, The Sports Animal
- @mikegriffith32 - Mike Griffith, SEC Country
- @jimmyhyams - Jimmy Hyams, The Sports Animal
- @volquest_rob - Rob Lewis, VolQuest.com
- @stevemegargee - Steve Megargee, Associated Press
- @grantramey - Grant Ramey, 247sports.com
- @wesrucker247 - Wes Rucker, 247sports.com
- @bymikewilson - Mike Wilson, Knoxville News Sentinel



RICK BARNES

Head Coach, Third Season at Tennessee

CAREER RECORDS

Overall Record: 652-354
 Conference Games (regular season): 290-215
 Non-Conference Games: 303-82
 Conference Tournament: 33-29
 NCAA Tournament: 21-22
 Overtime Games: 29-35
 One-Point Games: 17-23
 vs. AP Top 25: 98-168

VS. CURRENT SEC HEAD COACHES

COACH	All	Tenn	Tex	Clem	Prov	GMU
Anderson, Mike	2-7	0-4	2-3	-	-	-
Calipari, John	5-4	3-2	2-2	-	-	-
Drew, Bryce	3-1	3-1	-	-	-	-
Fox, Mark	0-4	0-3	0-1	-	-	-
Howland, Ben	5-2	2-1	3-1	-	-	-
Johnson, Avery	1-1	1-1	-	-	-	-
Kennedy, Billy	4-1	2-1	2-0	-	-	-
Kennedy, Andy	2-2	2-2	-	-	-	-
Martin, Cuonzo	1-1	0-1	1-0	-	-	-
Martin, Frank	5-7	2-3	3-4	-	-	-
Pearl, Bruce	4-4	3-2	1-2	-	-	-
Wade, Will	1-0	1-0	-	-	-	-
White, Michael	1-1	1-1	-	-	-	-
TOTAL	35-35	20-22	14-13			

vs. BARNES...

Anderson, Mike	was 3-2 at Missouri; 4-0 at Arkansas
Calipari, John	was 1-2 at Memphis; 3-3 at Kentucky
Drew, Bryce	is 1-3 at Vanderbilt
Fox, Mark	was 1-0 at Nevada; 3-0 at Georgia
Howland, Ben	was 1-3 at UCLA; 1-2 at Miss. State
Johnson, Avery	is 1-1 at Alabama
Kennedy, Andy	is 2-2 at Ole Miss
Kennedy, Billy	is 1-4 at Texas A&M
Martin, Cuonzo	is 1-0 at Missouri; was 0-1 at Cal
Martin, Frank	was 4-3 at K-State; 3-2 at SC
Pearl, Bruce	was 2-1 at Tennessee; 2-3 at Auburn
Wade, Will	is 0-1 at LSU
White, Michael	is 1-1 at Florida

▶ COACH BARNES: CAREER BREAKDOWN

Year	School	Overall	Conference	Finish	Postseason	Ranking	RPI
1987-88	George Mason	20-10 .667	9-5 .643	T-2nd		-/-	103
Totals	One Season	20-10 .667	9-5 .643				
1988-89	Providence	18-11 .621	7-9 .438	T-6th	NCAA Tournament First Round	-/-	29
1989-90	Providence	17-12 .586	8-8 .500	T-6th	NCAA Tournament First Round	-/-	36
1990-91	Providence	19-13 .594	7-9 .438	T-7th	NIT Quarterfinals	-/-	53
1991-92	Providence	14-17 .452	6-12 .333	9th		-/-	119
1992-93	Providence	20-13 .606	9-9 .500	T-4th	NIT Semifinals	-/-	41
1993-94	Providence	20-10 .667	10-8 .556	T-4th	NCAA Tournament First Round	-/-	23
Totals	Six Seasons	108-76 .587	47-55 .461				50.2
1994-95	Clemson	15-13 .536	5-11 .313	T-6th	NIT First Round	-/-	33
1995-96	Clemson	18-11 .621	7-9 .438	6th	NCAA Tournament First Round	-/-	44
1996-97	Clemson	23-10 .697	9-7 .563	4th	NCAA Tournament Sweet Sixteen	14/8	39
1997-98	Clemson	18-14 .563	7-9 .438	T-4th	NCAA Tournament First Round	-/-	25
Totals	Four Seasons	74-48 .607	28-36 .438				35.3
1998-99	Texas	19-13 .594	13-3 .813	1st	NCAA Tournament First Round	-/-	45
1999-00	Texas	24-9 .727	13-3 .813	2nd	NCAA Tournament Second Round	15/21	8
2000-01	Texas	25-9 .735	12-4 .750	T-2nd	NCAA Tournament First Round	18/-	13
2001-02	Texas	22-12 .647	10-6 .625	T-3rd	NCAA Tournament Sweet Sixteen	-/T18	15
2002-03	Texas	26-7 .788	13-3 .813	2nd	NCAA Tournament Final Four	5/3	5
2003-04	Texas	25-8 .758	12-4 .750	T-2nd	NCAA Tournament Sweet Sixteen	12/10	9
2004-05	Texas	20-11 .645	9-7 .563	T-5th	NCAA Tournament First Round	-/-	38
2005-06	Texas	30-7 .811	13-3 .813	T-1st	NCAA Tournament Elite Eight	9/9	10
2006-07	Texas	25-10 .714	12-4 .750	3rd	NCAA Tournament Second Round	11/16	26
2007-08	Texas	31-7 .816	13-3 .813	T-1st	NCAA Tournament Elite Eight	7/5	6
2008-09	Texas	23-12 .657	9-7 .563	T-4th	NCAA Tournament Second Round	-/23	38
2009-10	Texas	24-10 .706	9-7 .563	T-6th	NCAA Tournament First Round	-/-	35
2010-11	Texas	28-8 .778	13-3 .813	2nd	NCAA Tournament Third Round	8/16	11
2011-12	Texas	20-14 .588	9-9 .500	6th	NCAA Tournament Second Round	-/-	57
2012-13	Texas	16-18 .471	7-11 .389	7th	CBI Opening Round	-/-	121
2013-14	Texas	24-11 .686	11-7 .611	T-3rd	NCAA Tournament Third Round	-/-	41
2014-15	Texas	20-14 .588	8-10 .444	T-6th	NCAA Tournament Second Round	-/-	51
Totals	17 Seasons	402-180 .691	186-94 .664				31.1
2015-16	Tennessee	15-19 .441	6-12 .333	12th		-/-	142
2016-17	Tennessee	16-16 .500	8-10 .444			-/-	80
2017-18	Tennessee	17-5 .773	7-3 .700				
Totals	3 Seasons	48-40 .545	21-25 .457				111.0
OVERALL	31 Seasons	652-354 .648	290-215 .574				42.3

20-WIN SEASONS - ALL ACTIVE COACHES

RANK	COACH	20-WIN SEASONS
1	Mike Krzyzewski	33
2	Jim Boeheim	31
T-3	Bob Huggins	27
T-3	Roy Williams	27
5	John Calipari	25
6	Bill Self	20
T-7	Rick Barnes	19
T-7	Tubby Smith	19
9	Steve Fisher	18

DIVISION I WINS - ACTIVE HEAD COACHES

RANK	COACH	SCHOOL	WINS
1	Mike Krzyzewski	Duke	1,090
2	Jim Boeheim	Syracuse	1,019
3	Roy Williams	North Carolina	833
4	Bob Huggins	West Virginia	759
5	John Calipari	Kentucky	669
6	Cliff Ellis	Coastal Carolina	666
7	Rick Barnes	Tennessee	652
8	Bill Self	Kansas	642
T-9	Dana Altman	Oregon	612
10	Lon Kruger	Oklahoma	611
11	Jim Larranaga	Miami (Fla.)	599
12	Tubby Smith	Memphis	582
13	Tom Izzo	Michigan State	566
14	Fran Dunphy	Temple	553

through Feb. 4

NCAA TOURNAMENTS - ACTIVE SEC COACHES

RANK	COACH	SCHOOL	WINS
1	Rick Barnes	Tennessee	22
2	John Calipari	Kentucky	16
3	Ben Howland	Mississippi State	10
T-4	Mike Anderson	Arkansas	8
T-4	Bruce Pearl	Auburn	8
T-6	Mark Fox	Georgia	5
T-6	Frank Martin	South Carolina	5
T-8	Bryce Drew	Vanderbilt	3
T-8	Andy Kennedy	Ole Miss	3
T-8	Billy Kennedy	Texas A&M	3
T-11	Cuonzo Martin	Missouri	2
T-11	Will Wade	LSU	2
13	Michael White	Florida	1
14	Avery Johnson	Alabama	0

through 2016-17 season

NCAA TOURNAMENT WINS - ACTIVE SEC COACHES

RANK	COACH	SCHOOL	WINS
1	John Calipari	Kentucky	41
2	Rick Barnes	Tennessee	21
3	Ben Howland	Mississippi State	19
T-4	Frank Martin	South Carolina	10
T-4	Bruce Pearl	Auburn	10
6	Mike Anderson	Arkansas	9
T-7	Billy Kennedy	Texas A&M	3
T-7	Cuonzo Martin	Missouri	3
T-7	Michael White	Florida	3
10	Mark Fox	Georgia	2
T-11	Andy Kennedy	Ole Miss	1
T-11	Will Wade	LSU	1
T-13	Bryce Drew	Vanderbilt	0
T-13	Avery Johnson	Alabama	0

17 STRAIGHT NCAA BIDS

• **Rick Barnes** is one of only six active Division I head coach who have ever strung together at least 17 consecutive NCAA Tournament appearances.

NCAA TOURNAMENT STREAKS - ACTIVE COACHES

RANK	COACH	STREAK	YEARS
1	Mike Krzyzewski	22	1996-2017
2	Roy Williams	20	1990-2009
3	Tom Izzo	20	1998-2017
4	Bill Self	19	1999-2017
5	Mark Few	18	2000-2017
6	Rick Barnes	17	1996-2012

BARNES' COACHING TREE EXPANSIVE

• **Rick Barnes** has seen nine of his assistant coaches move on to become head coaches in the Division I or professional ranks.

COACH	HEAD COACHING JOBS
Dennis Felton	Western Kentucky, Georgia
Fran Fraschilla	Manhattan, St. John's, New Mexico
Frank Haith	Miami (Fla.), Missouri, Tulsa*
Rob Lanier	Siena
Ken McDonald	Western Kentucky, Austin Toros (NBDL)
Herb Sendek	Miami (Ohio), NC State, Arizona State
Larry Shyatt	Clemson, Wyoming
Ricky Stokes	Virginia Tech, East Carolina
Rodney Terry	Fresno State*

* current

BARNES' TEAM POST SOLID RPIs

- One reason that **Rick Barnes'** teams have reached the NCAA Tournament with such regularity is his ability to post outstanding year-end RPIs.
- In his 17 seasons at Texas, Barnes' teams posted an average year-end RPI of 31.1 That includes five years in the top 10 and eight years in the top 20.
- In Barnes' 30 previous seasons as a Division I head coach, his teams' average year-end RPI is 43.2. His club has finished with a sub-100 RPI just twice in the last 25 years.
- Tennessee's current RPI is No. 13.

226 WEEKS IN THE TOP 25 RANKINGS

• During this 30+ seasons as a head coach, **Rick Barnes** has guided his teams to a total of 226 weeks in the Associated Press Top 25 rankings. That includes 98 total weeks in the top 10.

SCHOOL	WEEKS IN TOP 25	WEEKS IN TOP 10
George Mason	0	0
Providence	2	0
Clemson	34	14
Texas	180	84
Tennessee	10	0
TOTAL	226	98



I learned a lot from this guy, was much more than a coach but a father figure! Love you, Thank you



RETWEETS 2,907 LIKES 6,824

PLAYERS' HARDWARE



Naismith Trophy

T.J. Ford, G	2003
Kevin Durant, F	2007



Wooden Award

T.J. Ford, G	2003
Kevin Durant, F	2007



Wayman Tisdale Award

T.J. Ford, G	2002
Kevin Durant, F	2007



Oscar Robertson Trophy

Kevin Durant, F	2007
-----------------	------



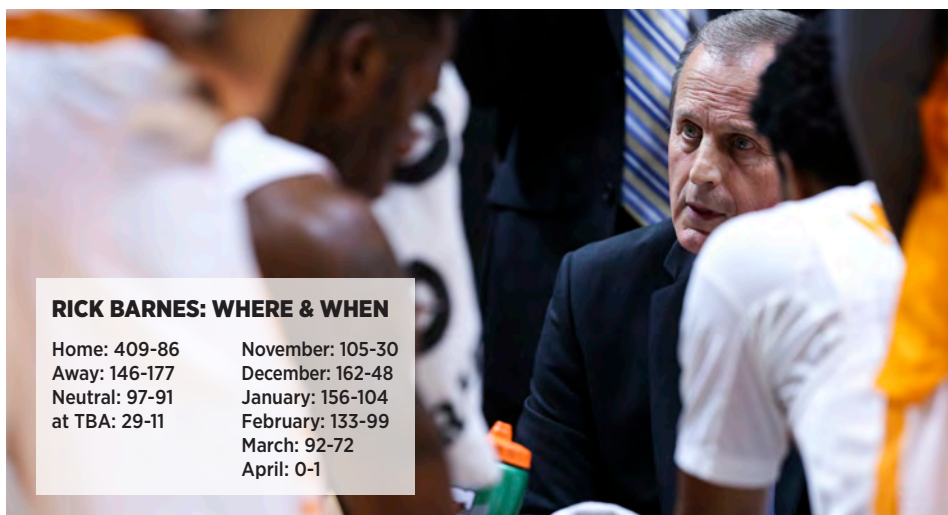
Bob Cousy Award

D.J. Augustin, G	2008
------------------	------

BARNES vs. THE SEC

vs. Southeastern Conference: 75-52

OPPONENT	All	Tenn	Tex	Clem	Prov	GMU
Alabama	1-2	1-1	-	-	0-1	-
Arkansas	3-5	0-4	3-1	-	-	-
Auburn	3-2	3-2	-	-	-	-
Florida	1-1	1-1	-	-	-	-
Georgia	1-5	0-3	1-1	0-1	-	-
Kentucky	4-4	3-2	0-1	1-1	-	-
LSU	3-5	2-2	1-3	-	-	-
Mississippi	2-2	2-2	-	-	-	-
Mississippi State	5-1	2-1	3-0	-	-	-
Missouri	12-9	1-2	10-7	1-0	-	-
South Carolina	7-3	2-3	-	4-0	1-0	-
Tennessee	2-2	-	2-2	-	-	-
Texas A&M	27-8	2-1	23-7	2-0	-	-
Vanderbilt	5-3	4-3	1-0	-	-	-



RICK BARNES: WHERE & WHEN

Home: 409-86
Away: 146-177
Neutral: 97-91
at TBA: 29-11

November: 105-30
December: 162-48
January: 156-104
February: 133-99
March: 92-72
April: 0-1

ON THE BENCH



ROB LANIER

Associate Head Coach • St. Bonaventure, 1990

- Third season at Tennessee; ninth year working alongside Rick Barnes; this is his 27th season as a Division I coach (was head coach at Siena from 2001-05).
- Also has experience working as an assistant under Dave Leitao at Virginia (2006-07) and Billy Donovan at Florida (2007-11)
- Has played a role in signing eight McDonald's All-Americans, and 11 players that he either signed or coached have gone on to become NBA Draft Picks.
- A native of Buffalo, New York, he was a close friend of fellow Vols' staffer Desmond Oliver growing up.



DESMOND OLIVER

Assistant Coach • Dominican College, 1992

- Third season at Tennessee; before joining the Vols, he spent five seasons as an assistant coach at Charlotte.
- This is his 22nd season in the Division I coaching ranks; he has experience in the Atlantic 10, Big 12, Ivy League and Metro Atlantic Athletic Conference.
- Also boasts five years of previous SEC coaching experience at Georgia from 2004-09.
- A native of Buffalo, New York, he was a close friend of fellow Vols' staffer Rob Lanier growing up.



MICHAEL SCHWARTZ

Assistant Coach • Texas, 1999

- Second season at Tennessee; played two years under Barnes at Texas and was a member of the 1999 Big 12 Championship team (then became a GA on Texas' staff).
- Spent the 2015-16 season as an assistant coach and recruiting coordinator at Tulsa, helping the Golden Hurricane advance to the NCAA Tournament.
- Prior to that, he spent four seasons as the lead assistant under Rodney Terry (another Barnes pupil) at Fresno State, including one year as associate head coach.
- No stranger to the Southeast and East Coast, Schwartz spent six years on staff at Miami (Fla.) in the ACC.



GARRETT MEDENWALD

Strength & Conditioning Coach • Wisconsin-Whitewater, 2013

- Third season at Tennessee; he had three previous years of experience working alongside head coach Rick Barnes at Texas from 2012-15.
- As a football running back at UW-Whitewater, he helped lead the Warhawks to back-to-back national championships in 2010 and 2011.
- An elite powerlifter, Medenwald was a national qualifier in Olympic weightlifting and was a coach and co-founder of the UW-Whitewater Olympic Lifting Club.
- Native of Green Bay, Wisconsin (lifelong Green Bay Packers fan).



CHAD NEWMAN

Athletic Trainer • Tennessee, 1994

- 22nd season with the Tennessee basketball program.
- Under his care, the Vols have advanced to postseason play 14 times, including 10 NCAA Tournament berths and five Sweet Sixteen appearances.
- 2009 Tennessee Athletic Trainer's Society (TATS) Athletic Trainer of the Year.
- Native of Chattanooga, Tennessee



RILEY DAVIS

Director of Player Development • Texas, 2011

- Third season at Tennessee; is a Texas native.
- Had four previous years of experience as a member of Rick Barnes' basketball staff at Texas.
- Worked as a regional advance scout for the NBA's Charlotte Bobcats (now the Charlotte Hornets) in 2013-14.
- Spent the 2012-13 season as an assistant coach at Sam Houston State University in Huntsville, Texas.



MARY-CARTER EGGERT

Director of Basketball Operations • Tennessee, 2011

- A two-time Tennessee graduate, Eggert is in her third season working in a basketball operations role.
- One of only three women currently holding the role of director of basketball operations with a men's program at a "power five" conference school.
- Spent three years on UT's media relations staff, working closely with the Tennessee football program from 2012 to 2014.
- Native of Richmond, Virginia



AUBIN GOPORO

Director of Student-Athlete Development • Florida Tech, 1996

- A native of the Central African Republic, Goporo ative of joined Rick Barnes' full-time Tennessee basketball staff in June of 2017
- Coordinates community outreach and service efforts and also serves as a student-athlete mentor for personal and professional development.
- Served as the Director of Student-Athlete Development last season at the University of Louisiana at Lafayette.
- Spent 15 years at the helm of the boys basketball program at Florida Air Academy in Melbourne, Florida.



KYLE CONDON

Assistant to the Head Coach • Tennessee, 2013

- Is in his ninth overall season working with the basketball program at his alma mater (his third year in a full-time role).
- Was a student manager with the Volunteers for four years and then rose to a graduate position, which he occupied for two years.
- Boasts nine games of NCAA Tournament experience as a manager or administrative staffer.
- The native of Springfield, Virginia, is a two-time Tennessee graduate.



11 KYLE ALEXANDER

JR Forward | 6-11 | 220 | Communication Studies
Milton, Ontario, Canada | Orangeville Prep



@KyleJamal4

- **Shooting 90 percent (27-of-30) from the field during SEC play** (doesn't shoot often but takes "good" shots)
- Ranks sixth in the SEC with 1.95 blocks per game and seventh in offensive rebounds per game with 2.55
- Leads all returning Vols with 86 career games played; only grad transfer James Daniel III has more collegiate appearances (112) among players on this roster
- Dominated the point vs. Ole Miss (2/3) with a career-high-tying 14 points, six boards, four blocks and two steals
- Posted back-to-back games in double digit points for the first time in his career against Missouri and Texas A&M
- Finished with a career-high 14 points, six rebounds and three blocks to lead the Vols to a win over Texas A&M (1/13)
- Paced the Vols in rebounding during the Battle 4 Atlantis, tallying 10.3 rpg to go along with 8.3 ppg and 1.7 bpg
- Turned in his first career double-double with 13 points and 11 rebounds, both of which tied then-career highs, in UT's win over #18 Purdue (11/22)
- Was primarily a soccer and volleyball player before finally deciding to try hoops as a junior in high school; this is his fifth year playing competitive basketball
- His oldest sister, 6-4 center Kayla Alexander, played collegiately at Syracuse from 2009-13 and is the school's all-time leading scorer (2,024) and shot-blocker (350); she now plays for the WNBA's Las Vegas Stars

SEASON/CAREER HIGHS

Points

Season 14 (2x), last vs. Ole Miss (2/3/18)
Career Same

Rebounds

Season 13 vs. NC State (11/24/17)
Career Same

Assists

Season 3 at Wake Forest (12/23/17)
Career Same

Blocks

Season 4 (3x), last vs. Ole Miss (2/3/18)
Career 6 at TCU (1/30/16)

Steals

Season 2 (4x), last vs. Ole Miss (2/3/18)
Career 2 (6x), last vs. Ole Miss (2/3/18)

Minutes

Season 30 vs. Texas A&M (1/13/18)
Career 31 at TCU (1/30/16)

Field Goals Made

Season 6 (2x), last at Missouri (1/17/18)
Career Same

Field Goals Attempted

Season 9 vs. Purdue (11/22/17)
Career Same

3-Pt. Field Goals Made

Season 1 vs. Purdue (11/22/17)
Career 1 (2x), last vs. Purdue (11/22/17)

3-Pt. Field Goals Attempted

Season 1 vs. Purdue (11/22/17)
Career 1 (7x), last vs. Purdue (11/22/17)

Free Throws Made

Season 4 vs. Ole Miss (2/3/18)
Career 5 vs. Chattanooga (11/11/16)

Free Throws Attempted

Season 5 (2x), last vs. Kentucky (1/6/18)
Career 8 vs. Chattanooga (11/11/16)

2017-18 GAME-BY-GAME STATS

OPPONENT	DATE	St	MIN	FG-FGA	PCT	3FG-FGA	PCT	FT-FTA	PCT	OFF DEF TOT	PF	A	T/O	BLK	STL	PTS
Presbyterian	11/10/17	f	17	2-3	.667	0-0	.000	0-1	.000	2 2 4	5	0	1	1	0	4
High Point	11/14/17	f	15	1-1	1.000	0-0	.000	1-2	.500	4 3 7	1	0	1	2	0	3
vs. Purdue	11/22/17	f	29	6-9	.667	1-1	1.000	0-0	.000	5 6 11	4	1	1	1	2	13
vs. Villanova	11/23/17	f	14	2-2	1.000	0-0	.000	0-0	.000	4 3 7	3	0	1	0	0	4
vs. NC State	11/24/17	f	29	3-7	.429	0-0	.000	2-5	.400	7 6 13	2	0	1	4	2	8
Mercer	11/29/17	f	15	0-1	.000	0-0	.000	1-2	.500	1 2 3	2	1	0	1	0	1
at Georgia Tech	12/3/17	f	25	3-5	.600	0-0	.000	1-2	.500	2 9 11	5	0	1	3	1	7
Lipscomb	12/9/17	f	20	2-4	.500	0-0	.000	2-2	1.000	1 2 3	1	1	0	4	1	6
North Carolina	12/17/17	f	19	2-3	.667	0-0	.000	1-2	.500	3 1 4	2	0	0	3	0	5
Furman	12/20/17	f	11	0-0	.000	0-0	.000	2-2	1.000	1 3 4	0	0	0	0	0	2
at Wake Forest	12/23/17	f	23	5-6	.833	0-0	.000	1-1	1.000	1 3 4	1	3	0	2	0	11
at Arkansas	12/30/17	f	22	2-2	1.000	0-0	.000	0-0	.000	2 4 6	5	0	1	1	0	4
Auburn	1/2/18	f	20	1-1	1.000	0-0	.000	0-0	.000	3 3 6	1	2	1	1	1	2
Kentucky	1/6/18	f	24	3-3	1.000	0-0	.000	3-5	.600	2 3 5	4	0	0	1	2	9
at Vanderbilt	1/9/18	f	11	0-0	.000	0-0	.000	0-0	.000	0 0 0	4	0	0	0	0	0
Texas A&M	1/13/18	f	30	5-6	.833	0-0	.000	4-4	1.000	3 3 6	0	1	1	3	1	14
at Missouri	1/17/18	f	22	6-6	1.000	0-0	.000	0-0	.000	3 1 4	3	0	1	3	0	12
at South Carolina	1/20/18	f	14	1-1	1.000	0-0	.000	1-1	1.000	1 2 3	2	0	0	2	0	3
Vanderbilt	1/23/18	f	19	2-2	1.000	0-0	.000	2-2	1.000	1 4 5	1	0	2	3	0	6
at Iowa State	1/27/18	f	27	1-2	.500	0-0	.000	2-2	1.000	5 5 10	3	0	1	1	0	4
LSU	1/31/18	f	26	2-3	.667	0-0	.000	0-0	.000	1 4 5	1	2	1	3	0	4
Ole Miss	2/3/18	f	23	5-6	.833	0-0	.000	4-4	1.000	4 2 6	3	0	2	4	2	14
at Kentucky	2/6/18															
at Alabama	2/10/18															
South Carolina	2/13/18															
at Georgia	2/17/18															
Florida	2/21/18															
at Ole Miss	2/24/18															
at Mississippi State	2/27/18															
Georgia	3/3/18															

PRODUCTION TRACKER

	Last Season	This Season	Career
Scored 5+ Points	12	11	26
Scored 10+ Points	1	5	6
Had 5+ Rebounds	12	13	34
Had 10+ Rebounds	-	4	5
Led the Vols in Rebounds	5	4	13
Had a Double-Double	-	1	1
Had Multiple Blocks	9	12	28
Led the Vols in Blocks	10	16	36
Had Multiple Steals	1	4	6
Had Multiple Dunks	1	3	4



CAREER STATS

	GP-GS	Min	Avg	FG-A	Pct	3FG-A	Pct	FT-A	Pct	Off-Def-Rebs	Avg	PF-FO	Ast	TO	Blk	Stl	Pts	Avg
2015-16	32-11	391	12.2	16-37	.432	0-0	.000	21-32	.656	49-52-101	3.2	55-0	2	14	31	5	53	1.7
2016-17	32-23	447	14.0	41-88	.466	1-6	.167	22-44	.500	57-72-129	4.0	53-0	6	15	33	6	105	3.3
2017-18	22-22	455	20.7	54-73	.740	1-1	1.000	27-37	.730	56-71-127	5.8	53-3	11	16	43	12	136	6.2
TOTAL	86-56	1293	15.0	111-198	.561	2-7	.286	70-113	.619	162-195-357	4.2	161-3	19	45	107	23	294	3.4

JORDAN BONE

SO Guard | 6-3 | 176 | Recreation and Sport Management
Nashville, Tenn. | The Ensworth School



@JordanBone23

- His career assist/turnover ratio stands at 2.34, while his season ratio (2.7) ranks fifth in the SEC and 39th in the country
- **Scored 12 points while recording a career-high-tying eight assists and no turnovers in win vs. LSU (1/31)**
- Knocked down a pair of threes to score eight points and help the Vols defeat Vanderbilt on the road (1/9)
- Dropped season-highs in points (21) and rebounds (6) to go along with five assists at Arkansas (12/30)
- Used his elite speed to take over the second half at Wake Forest (12/23), dropping 12 points while dishing out five assists to jumpstart UT's offense
- Capped off the Battle 4 Atlantis with a 13-point performance to help the Vols defeat NC State (11/24)
- Recorded his best scoring output last season in his homecoming, tallying a career-best 23 points in UT's win at Vanderbilt
- According to Rick Barnes, Bone's speed is elite and is on par with that of former Barnes pupil and National Player of the Year T.J. Ford
- His older brother, Josh Bone, was a two-year letterman for the Vol from 2009-11 and was a contributor on UT's 2010 Elite Eight team

SEASON/CAREER HIGHS

Points

Season 21 at Arkansas (12/30/17)
Career 23 at Vanderbilt (1/14/17)

Rebounds

Season 6 at Arkansas (12/30/17)
Career 8 at Mississippi State (2/4/17)

Assists

Season 8 vs. LSU (1/31/18)
Career 8 (2x), last vs. LSU (1/31/18)

Blocks

Season 1 at Georgia Tech (12/3/17)
Career Same

Steals

Season 3 vs. Presbyterian (11/10/17)
Career 3 (3x) last vs. Presbyterian (11/10/17)

Minutes

Season 38 at Arkansas (12/30/17)
Career Same

Field Goals Made

Season 7 at Arkansas (12/30/17)
Career 8 (2x), last at Vanderbilt (1/14/17)

Field Goals Attempted

Season 16 at Arkansas (12/30/17)
Career Same

3-Pt. Field Goals Made

Season 3 vs. Auburn (1/2/18)
Career 4 (2x), last vs. Georgia (3/9/17)

3-Pt. Field Goals Attempted

Season 6 vs. Auburn (1/2/18)
Career 6 (2x), last vs. Auburn (1/2/18)

Free Throws Made

Season 6 at Georgia Tech (12/3/17)
Career Same

Free Throws Attempted

Season 8 at Georgia Tech (12/3/17)
Career Same

2017-18 GAME-BY-GAME STATS

OPPONENT	DATE	St	MIN	FG-FGA	PCT	3FG-FGA	PCT	FT-FTA	PCT	OFF DEF TOT	PF	A	T/O	BLK	STL	PTS
Presbyterian	11/10/17		16	2-5	.400	1-1	1.000	4-4	1.000	0 0 0	0	4	0	0	3	9
High Point	11/14/17	g	22	6-8	.750	2-3	.667	2-2	1.000	2 2 4	3	2	6	0	0	16
vs. Purdue	11/22/17	g	29	1-10	.100	1-2	.500	1-2	.500	1 1 2	0	3	2	0	2	4
vs. Villanova	11/23/17	g	15	1-3	.333	0-1	.000	2-2	1.000	0 2 2	3	4	1	0	0	4
vs. NC State	11/24/17	g	22	3-5	.600	2-3	.667	5-6	.833	1 1 2	1	2	2	0	2	13
Mercer	11/29/17	g	19	0-3	.000	0-2	.000	2-2	1.000	0 0 0	1	4	1	0	0	2
at Georgia Tech	12/3/17	g	26	0-4	.000	0-2	.000	6-8	.750	0 0 0	1	4	1	1	1	6
Lipscomb	12/9/17	g	23	2-3	.667	1-1	1.000	0-0	.000	0 1 1	1	6	1	0	0	5
North Carolina	12/17/17	g	26	4-9	.444	0-3	.000	2-2	.000	3 1 4	0	4	2	0	1	10
Furman	12/20/17	g	24	0-5	.000	0-1	.000	1-2	.500	0 0 0	1	1	0	0	1	1
at Wake Forest	12/23/17	g	30	5-11	.455	0-2	.000	2-2	1.000	0 0 0	2	5	3	0	1	12
at Arkansas	12/30/17	g	38	7-16	.438	2-3	.667	5-6	.833	0 6 6	1	5	1	0	1	21
Auburn	1/2/18	g	32	6-13	.462	3-6	.500	3-4	.750	0 2 2	2	2	1	0	0	18
Kentucky	1/6/18	g	9	2-3	.667	1-1	1.000	0-0	.000	0 0 0	0	1	1	0	0	5
at Vanderbilt	1/9/18	g	25	3-5	.600	2-3	.667	0-0	.000	0 3 3	3	2	0	0	0	8
Texas A&M	1/13/18	g	27	3-7	.429	0-2	.000	4-4	1.000	1 2 3	0	4	2	0	2	10
at Missouri	1/17/18	g	24	0-6	.000	0-1	.000	1-2	.000	0 2 2	1	3	0	0	1	1
at South Carolina	1/20/18	g	16	1-3	.333	0-0	.000	0-0	.000	0 1 1	2	1	3	0	0	2
Vanderbilt	1/23/18	g	13	1-4	.250	0-1	.000	0-0	.000	0 3 3	1	3	0	0	0	2
at Iowa State	1/27/18	g	17	1-5	.200	0-3	.000	0-0	.000	0 5 5	0	3	2	0	1	2
LSU	1/31/18	g	26	5-8	.625	2-4	.500	0-0	.000	0 4 4	0	8	0	0	0	12
Ole Miss	2/3/18	g	23	1-5	.200	1-3	.333	0-0	.000	0 2 2	1	6	0	0	0	3
at Kentucky	2/6/18															
at Alabama	2/10/18															
South Carolina	2/13/18															
at Georgia	2/17/18															
Florida	2/21/18															
at Ole Miss	2/24/18															
at Mississippi State	2/27/18															
Georgia	3/3/18															

PRODUCTION TRACKER

	Last Season	This Season	Career
Scored 10+ Points	5	8	13
Scored 15+ Points	3	3	6
Scored 20+ Points	2	1	3
Led the Vols in Scoring	4	2	6
Had 5+ Assists	6	5	11
Led the Vols in Assists	8	10	18
Had Multiple Steals	4	4	8
Had 3+ Steals	2	1	3
Led the Vols in Steals	4	4	8
Made Multiple 3-Pointers	3	6	9
Had a Positive Assist/TO Ratio	15	18	33



CAREER STATS

	GP-GS	Min	Avg	FG-A	Pct	3FG-A	Pct	FT-A	Pct	Off-Def-Rebs	Avg	PF-FO	Ast	TO	Blk	Stl	Pts	Avg
2016-17	23-17	450	19.6	61-164	.372	14-46	.304	30-39	.769	6-33-39	1.7	29-0	66	32	0	12	166	7.2
2017-18	22-21	502	22.8	54-141	.383	18-48	.375	40-48	.833	8-38-46	2.1	24-0	77	29	1	16	166	7.5
TOTAL	45-38	952	21.2	115-305	.377	32-94	.340	70-87	.805	14-71-85	1.9	53-0	143	61	1	28	332	7.4

23 JORDAN BOWDEN

SO Guard | 6-5 | 185 | Sociology
Knoxville, Tenn. | 22 Feet Academy (S.C.)



@JordyBow3

- Leads the team in shooting from 3-point range (min. 10 attempts) at 47 percent (36-of-76) and has made multiple threes in 11 games
- Tennessee is 6-0 this season when he scores at least 15 points
- Recorded 19 points behind five 3-pointers in UT's home win over Vanderbilt (1/23)
- Led the Vols with his 15 points, six rebounds and career-high-tying three steals to down Texas A&M (1/13)
- Dropped 17 points on a perfect 5-of-5 performance from 3-point range at Wake Forest (12/23)
- Turned in a career-high-tying 21 points to go along with a season-high six boards (all offensive) in UT's comeback win over Furman (12/20)
- Averaged 7.7 ppg, 2.7 rbg and 2.3 apg in 29.7 minutes a game and posed as one of UT's most solidified defenders during the Battle 4 Atlantis
- His length and quickness make him a dangerous perimeter defender
- Graduate of Carter High School was the first Knox County product to sign with UT as a freshman since Doug Roth (from Karns High School) in 1985

SEASON/CAREER HIGHS

Points

Season 21 vs. Furman (12/20/17)
Career 21 (2x), last vs. Furman (12/20/17)

Rebounds

Season 6 (3x), last vs. Texas A&M (1/13/18)
Career 7 (2x), last vs. Ole Miss (2/8/17)

Assists

Season 5 vs. Ole Miss (2/3/18)
Career 6 vs. Alabama (3/4/17)

Blocks

Season 2 (2x), last vs. Ole Miss (2/3/18)
Career Same

Steals

Season 3 (3x), last vs. Ole Miss (2/3/18)
Career 3 (6x), last vs. Ole Miss (2/3/18)

Minutes

Season 37 vs. Vanderbilt (1/23/18)
Career Same

Field Goals Made

Season 7 vs. Mercer (11/29/17)
Career 7 (2x), last vs. Mercer (11/29/17)

Field Goals Attempted

Season 14 vs. Furman (12/20/17)
Career 16 at Ole Miss (1/17/17)

3-Pt. Field Goals Made

Season 5 (2x), last vs. Vanderbilt (1/23/18)
Career 5 (3x), last vs. Vanderbilt (1/23/18)

3-Pt. Field Goals Attempted

Season 7 (2x), last vs. Vanderbilt (1/23/18)
Career 10 vs. Presbyterian (12/6/16)

Free Throws Made

Season 8 vs. Lipscomb (12/9/17)
Career Same

Free Throws Attempted

Season 9 vs. Furman (12/20/17)
Career 9 (3x), last vs. Furman (12/20/17)

2017-18 GAME-BY-GAME STATS

OPPONENT	DATE	St	MIN	FG-FGA	PCT	3FG-FGA	PCT	FT-FTA	PCT	OFF DEF TOT	PF	A	T/O	BLK	STL	PTS	
Presbyterian	11/10/17	g	22	6-7	.857	3-3	1.000	0-0	.000	2 3 5	1	2	1	1	1	15	
High Point	11/14/17	g	22	3-5	.600	2-4	.500	0-0	.000	0 4 4	3	0	1	1	0	8	
vs. Purdue	11/22/17	g	26	2-7	.286	0-1	.000	0-0	.000	0 3 3	3	1	0	0	0	4	
vs. Villanova	11/23/17	g	36	3-7	.429	3-7	.429	0-2	.000	2 0 2	3	3	2	0	0	9	
vs. NC State	11/24/17	g	27	3-5	.600	2-3	.667	2-2	1.000	0 3 3	2	3	1	0	3	10	
Mercer	11/29/17	g	27	7-10	.700	4-5	.800	0-0	.000	0 4 4	3	2	1	0	1	18	
at Georgia Tech	12/3/17	g	31	3-5	.600	2-2	1.000	2-2	1.000	3 0 3	3	2	1	0	1	10	
Lipscomb	12/9/17	g	21	0-5	.000	0-2	.000	8-8	1.000	1 2 3	2	2	1	1	0	8	
North Carolina	12/17/17	g	27	3-7	.429	2-3	.667	4-4	1.000	1 2 3	4	1	0	0	2	12	
Furman	12/20/17	g	30	6-14	.429	3-7	.429	6-9	.667	6 0 6	1	3	1	0	0	21	
at Wake Forest	12/23/17	g	28	5-5	1.000	5-5	1.000	2-2	1.000	0 3 3	2	1	1	2	1	17	
at Arkansas	12/30/17	g	22	3-5	.600	0-0	.000	1-3	.333	1 1 2	5	2	2	0	0	7	
Auburn	1/2/18	g	24	0-4	.000	0-1	.000	1-2	.500	0 6 6	3	3	2	0	0	1	
Kentucky	1/6/18	g	21	1-7	.143	1-3	.333	4-4	1.000	0 3 3	0	0	1	0	1	7	
at Vanderbilt	1/9/18	g	33	4-7	.571	1-1	1.000	3-3	1.000	1 2 3	2	2	0	0	2	12	
Texas A&M	1/13/18	g	28	4-8	.500	2-4	.500	5-5	1.000	2 4 6	1	1	1	1	0	3	15
at Missouri	1/17/18	g	30	1-7	.143	0-5	.000	0-1	.000	1 4 5	0	1	0	0	1	2	
at South Carolina	1/20/18	g	13	0-3	.000	0-2	.000	0-2	.000	0 0 0	3	3	3	0	2	0	
Vanderbilt	1/23/18	g	37	6-10	.600	5-7	.714	2-7	.286	0 2 2	2	0	1	0	0	19	
at Iowa State	1/27/18	g	27	3-10	.300	1-4	.250	0-0	.000	0 3 3	2	1	1	1	0	7	
LSU	1/31/18	g	29	1-5	.200	0-3	.000	0-0	.000	2 3 5	2	1	1	1	1	2	
Ole Miss	2/3/18	g	29	3-7	.429	0-4	.000	4-6	.667	0 3 3	2	5	1	2	3	10	
at Kentucky	2/6/18																
at Alabama	2/10/18																
South Carolina	2/13/18																
at Georgia	2/17/18																
Florida	2/21/18																
at Ole Miss	2/24/18																
at Mississippi State	2/27/18																
Georgia	3/3/18																

PRODUCTION TRACKER

	Last Season	This Season	Career
Scored 5+ Points	21	17	38
Scored 10+ Points	10	11	21
Had Multiple Assists	12	12	24
Led the Vols in Assists	3	2	5
Had Multiple Steals	8	6	14
Had 3+ Steals	3	3	6
Led the Vols in Steals	9	7	16
Had Multiple Blocks	-	2	2
Made Multiple 3-Pointers	11	11	22
Had a Positive Assist/TO Ratio	12	13	25




CAREER STATS

	GP-GS	Min	Avg	FG-A	Pct	3FG-A	Pct	FT-A	Pct	Off-Def-Rebs	Avg	PF-FO	Ast	TO	Blk	Stl	Pts	Avg
2016-17	30-28	683	22.8	75-202	.371	35-111	.315	53-63	.841	24-63-87	2.9	62-1	40	22	5	27	238	7.9
2017-18	22-22	590	26.8	67-150	.447	36-76	.474	44-62	.710	22-55-77	3.5	49-1	39	23	8	23	214	9.7
TOTAL	52-50	1273	24.5	142-352	.403	71-187	.380	97-125	.776	46-118-164	3.2	111-2	79	45	13	50	452	8.7

24 LUCAS CAMPBELL

JR Guard | 6-4 | 186 | Supply Chain Management
Knoxville, Tenn. | Christian Academy of Knoxville



@LucasCampbell11

- Tied his career-high for scoring (3 points) and set a new high for assists (2) in the win over Presbyterian (11/10)
- Has gained local notoriety for his energy and emotion on the bench
- Saw action in three games during his sophomore year; each of his four total points came at the free-throw line
- Enrolled at Tennessee in the fall of 2015 and was a member of the track and field team before joining the basketball team as a walk-on on Oct. 7, 2016
- Knoxville native was an AAU teammate of current Vols forward John Fulkerson
- As a senior in high school, he earned District 4-AA MVP honors in basketball, and he was the bronze medalist in the long jump at the Class A-AA state track & field championships
- One of three walk-ons on the team, along with junior Brad Woodson and redshirt freshman Jacob Fleschman

SEASON/CAREER HIGHS

Points

Season 3 vs. Presbyterian (11/10/17)
Career 3 (2x), last vs. Presbyterian (11/10/17)

Rebounds

Season 1 vs. High Point (11/14/17)
Career 1 (2x), last vs. High Point (11/14/17)

Assists

Season 2 vs. Presbyterian (11/10/17)
Career Same

Blocks

Season -
Career -

Steals

Season -
Career -

Minutes

Season 3 vs. Presbyterian (11/10/17)
Career 4 vs. Auburn (3/9/16)

Field Goals Made

Season 1 vs. Presbyterian (11/10/17)
Career 1 (2x), last vs. Presbyterian (11/10/17)

Field Goals Attempted

Season 1 vs. Presbyterian (11/10/17)
Career 3 vs. Auburn (3/9/16)

3-Pt. Field Goals Made

Season -
Career 1 vs. Auburn (3/9/16)

3-Pt. Field Goals Attempted

Season -
Career 2 vs. Auburn (3/9/16)

Free Throws Made

Season 1 vs. Presbyterian (11/10/17)
Career 2 (2x), last vs. Missouri (2/18/17)

Free Throws Attempted

Season 1 vs. Presbyterian (11/10/17)
Career 3 (2x), last vs. Missouri (2/18/17)

2017-18 GAME-BY-GAME STATS

OPPONENT	DATE	St	MIN	FG-FGA	PCT	3FG-FGA	PCT	FT-FTA	PCT	OFF DEF TOT	PF	A	T/O	BLK	STL	PTS
Presbyterian	11/10/17		3	1-1	1.000	1-1	1.000	0-0	.000	0 0 0	0	2	0	0	0	3
High Point	11/14/17		2	0-0	.000	0-0	.000	0-0	.000	0 1 1	0	0	0	0	0	0
vs. Purdue	11/22/17															DNP
vs. Villanova	11/23/17															DNP
vs. NC State	11/24/17															DNP
Mercer	11/29/17															DNP
at Georgia Tech	12/3/17															DNP
Lipscomb	12/9/17															DNP
North Carolina	12/17/17															DNP
Furman	12/20/17															DNP
at Wake Forest	12/23/17															DNP
at Arkansas	12/30/17															DNP
Auburn	1/2/18															DNP
Kentucky	1/6/18															DNP
at Vanderbilt	1/9/18															DNP
Texas A&M	1/13/18															DNP
at Missouri	1/17/18															DNP
at South Carolina	1/20/18															DNP
Vanderbilt	1/23/18															DNP
at Iowa State	1/27/18															DNP
LSU	1/31/18															DNP
Ole Miss	2/3/18															DNP
at Kentucky	2/6/18															DNP
at Alabama	2/10/18															DNP
South Carolina	2/13/18															DNP
at Georgia	2/17/18															DNP
Florida	2/21/18															DNP
at Ole Miss	2/24/18															DNP
at Mississippi State	2/27/18															DNP
Georgia	3/3/18															DNP



CAREER STATS

	GP-GS	Min	Avg	FG-A	Pct	3FG-A	Pct	FT-A	Pct	Off-Def-Rebs	Avg	PF-FO	Ast	TO	Blk	Stl	Pts	Avg
2015-16	4-0	8	2.0	1-3	.333	1-2	.500	0-0	.000	0-1-1	0.3	1-0	0	1	0	0	3	0.8
2016-17	3-0	5	1.7	0-0	.000	0-0	.000	4-6	.667	0-0-0	0.0	0-0	0	0	0	0	4	1.3
2017-18	2-0	5	2.5	1-1	1.000	1-1	1.000	0-0	.000	0-1-1	0.5	0-0	2	0	0	0	3	1.5
TOTAL	9-0	18	2.0	2-4	.500	2-3	.667	4-6	.667	0-2-2	0.2	1-0	2	1	0	0	10	1.1

3 JAMES DANIEL III

RS-SR Guard | 6-0 | 172 | Agricultural Leadership (graduate studies)
| Hampton, Va. | Howard University



VOLScholar



@jayd3__

- He is Division I's second-leading active career scorer, having totaled 2,088 points
- Ranks fourth in the SEC and 33rd nationally with an impressive +2.72 assist/turnover ratio
- For the first time in his collegiate career, he has more assists (79) than made field goals (48)
- Has adjusted well from being a volume shooter (green-light guy) to playing a facilitator role within UT's system
- Led the Vols in scoring against LSU (1/31), tying a season high with 17 points on 6-of-10 shooting and five treys
- Sparked Tennessee's offense in the first half at Iowa State (1/27), scoring 14 of his 16 total points
- Came off the bench to drop a season-high 17 points, four assists and a pair of rebounds and steals at Arkansas (12/30)
- Eclipsed the 2,000-point mark with a stepback jumper in UT's win over Furman (12/20); also his 100th career game
- Finished with nine points and 10 assists in win vs. Mercer (11/19), becoming the first Vol with multiple games of 10+ assists in a single season since 1993-94 (LaMarcus Golden; 12 vs. UT-Martin (11/26/93), 14 at South Carolina (1/19/94).
- Tallied career-highs in assists (10) and blocks (2) in win over High Point (11/14); became the first Vol to record 10 assists in nearly six years - since Trae Golden had 11 versus ULM on Nov. 16, 2011.
- Led the country in scoring at 27.1 points per game in 2015-16, ultimately earning MEAC Player of the Year honors and honorable mention All-America distinction

SEASON/CAREER HIGHS

Points

Season 17 (2x), last vs. LSU (1/31/18)
Career 39 vs. William & Mary (11/8/15)*

Rebounds

Season 4 (2x), last at Missouri (1/17/18)
Career 6 (2x), last at UMES (2/1/16)*

Assists

Season 10 (2x), last vs. Mercer (11/29/17)
Career Same

Blocks

Season 2 vs. High Point (11/14/17)
Career Same

Steals

Season 4 vs. Ole Miss (2/3/18)
Career 9 at Massachusetts (11/14/15)*

Minutes

Season 35 at Arkansas (12/30/17)
Career 49 (2x), last vs. Norfolk St. (2/6/16)*

Field Goals Made

Season 6 (2x), last vs. LSU (1/31/18)
Career 13 vs. Radford (12/12/15)*

Field Goals Attempted

Season 11 vs. Lipscomb (12/9/17)
Career 36 vs. Radford (12/12/15)*

3-Pt. Field Goals Made

Season 5 vs. LSU (1/31/18)
Career 7 at N.C. Central (12/7/15)*

3-Pt. Field Goals Attempted

Season 9 vs. Lipscomb (12/9/17)
Career 13 (3x), last vs. Florida A&M (1/4/17)*

Free Throws Made

Season 4 (2x), last at Arkansas (12/30/17)
Career 17 at Coppin St. (2/13/16)*

Free Throws Attempted

Season 5 (2x), last at Arkansas (12/30/17)
Career 24 vs. Hampton (2/22/14)*

*at Howard University

2017-18 GAME-BY-GAME STATS

OPPONENT	DATE	St	MIN	FG-FGA	PCT	3FG-FGA	PCT	FT-FTA	PCT	OFF DEF TOT	PF	A	T/O	BLK	STL	PTS
Presbyterian	11/10/17	g	14	1-1	1.000	0-0	.000	0-1	.000	0 3 3	1	2	0	0	0	2
High Point	11/14/17		28	1-4	.000	1-4	.000	1-2	.500	0 0 0	4	10	0	2	2	4
vs. Purdue	11/22/17		13	0-2	.000	0-0	.000	2-2	1.000	0 0 0	3	3	3	0	1	2
vs. Villanova	11/23/17		20	4-9	.444	1-3	.333	1-2	.500	0 1 1	4	1	2	0	1	10
vs. NC State	11/24/17		24	2-7	.286	1-5	.200	4-5	.800	0 2 2	2	2	2	1	1	9
Mercer	11/29/17	g	23	3-5	.600	3-5	.600	0-0	.000	0 2 2	3	10	0	0	2	9
at Georgia Tech	12/3/17		15	1-5	.200	1-3	.333	0-0	.000	0 0 0	2	2	0	0	0	3
Lipscomb	12/9/17		23	4-11	.364	4-9	.444	0-2	.000	0 4 4	3	2	2	0	1	12
North Carolina	12/17/17		20	4-6	.667	4-6	.667	2-2	1.000	0 2 2	4	3	0	0	0	14
Furman	12/20/17		27	2-6	.333	1-4	.250	3-4	.750	0 1 1	3	4	0	0	0	8
at Wake Forest	12/23/17		19	1-4	.250	1-3	.333	0-0	.000	1 1 2	2	1	3	0	1	3
at Arkansas	12/30/17		35	5-10	.500	3-7	.429	4-5	.800	0 2 2	2	4	2	0	2	17
Auburn	1/2/18		20	0-4	.000	0-4	.000	0-0	.000	0 1 1	3	2	1	0	0	0
Kentucky	1/6/18		27	1-3	.333	1-3	.333	0-0	.000	1 2 3	2	6	1	0	0	3
at Vanderbilt	1/9/18		24	2-4	.500	1-2	.500	2-2	1.000	0 1 1	5	4	2	0	0	7
Texas A&M	1/13/18		14	1-4	.250	0-2	.000	2-3	.667	0 0 0	2	3	3	0	0	4
at Missouri	1/17/18		23	2-4	.500	2-3	.667	1-2	.500	4 0 4	1	3	2	0	1	7
at South Carolina	1/20/18		22	0-2	.000	0-1	.000	2-2	1.000	0 0 0	1	1	0	1	2	2
Vanderbilt	1/23/18		27	1-3	.333	1-1	1.000	0-1	.000	0 1 1	0	4	1	0	0	3
at Iowa State	1/27/18		26	6-10	.600	3-7	.429	1-1	1.000	2 1 3	3	3	2	0	1	16
LSU	1/31/18		22	6-10	.600	5-7	.714	0-0	.000	0 1 1	2	4	2	0	2	17
Ole Miss	2/3/18		26	1-7	.143	1-7	.143	0-0	.000	0 0 0	1	5	1	0	4	3
at Kentucky	2/6/18															
at Alabama	2/10/18															
South Carolina	2/13/18															
at Georgia	2/17/18															
Florida	2/21/18															
at Ole Miss	2/24/18															
at Mississippi State	2/27/18															
Georgia	3/3/18															

PRODUCTION TRACKER

	Last Season	This Season	Career
Scored 10+ Points	2	6	91
Scored 15+ Points	1	3	77
Scored 20+ Points	1	-	54
Led the Vols in Scoring	-	1	1
Had 5+ Assists	-	5	16
Led the Vols in Assists	-	8	8
Had a Positive Assist/TO Ratio	1	16	39
Had Multiple Steals	1	6	56
Had 3+ Steals	-	1	19
Led the Vols in Steals	-	7	7
Made Multiple 3-Pointers	2	7	76



CAREER STATS

	GP-GS	Min	Avg	FG-A	Pct	3FG-A	Pct	FT-A	Pct	Off-Def-Rebs	Avg	PF-FO	Ast	TO	Blk	Stl	Pts	Avg
13-14*	28-26	891	31.8	155-421	.368	91-231	.394	186-233	.798	69	2.5	64-0	44	93	1	37	587	21.0
14-15*	30-30	972	32.4	140-414	.338	68-238	.286	152-186	.817	65	2.2	56-1	81	108	0	55	500	16.7
15-16*	30-29	1115	37.2	226-582	.388	80-241	.332	280-331	.846	66	2.2	62-0	84	123	7	62	812	27.1
16-17*	2-2	71	35.5	11-35	.314	6-21	.286	6-9	.667	5	2.5	2-0	8	6	0	3	34	17.0
2017-18	22-2	492	22.4	48-121	.397	34-86	.395	25-36	.694	8-25-33	1.5	53-1	79	29	4	21	155	7.0
TOTAL	112-89	3541	31.6	580-1573	.369	279-817	.341	649-795	.816	62-176-238	2.1	237-2	296	359	12	178	2088	18.6

*at Howard University

32 CHRIS DARRINGTON

JR Guard | 6-1 | 179 | Communication Studies
Toledo, Ohio | Vincennes University (Ind.)



@Chris_Darrington

- Battled an ankle injury early in the season but has scored multiple points in 13 games this season
- Enjoyed his most productive game in Tennessee's win over Lipscomb (12/9), as his 11 points, five assists and three rebounds were all season-highs
- Dropped six points behind a pair of threes in UT's win over NC State (11/24)
- Made his Big Orange debut in UT's opening win over Presbyterian (11/10), logging four points, three assists, no turnovers and a steal
- Missed both of UT's exhibition games while nursing an ankle injury
- Had the top scoring average on the team during Tennessee's three-game European exhibition tour, averaging 14.3 points per game
- Earned first-team NJCAA Division I All-America honors last season after averaging 20.7 points and 5.1 assists
- Attempted 245 free throws last season—third-most in NJCAA—and shot .804 at the foul line
- Plays with a chip on his shoulder and prides himself on being "just a kid from Toledo."
- Was named Ohio's Mr. Basketball, District Player of the Year and first-team All-Ohio as a HS senior in 2014-15

SEASON/CAREER HIGHS

Points

Season 11 vs. Lipscomb (12/9/17)
Career Same

Rebounds

Season 3 vs. Lipscomb (12/9/17)
Career Same

Assists

Season 5 vs. Lipscomb (12/9/17)
Career Same

Blocks

Season -
Career -

Steals

Season 1 (6x), last at Arkansas (12/30/17)
Career Same

Minutes

Season 20 vs. Mercer (11/29/17)
Career Same

Field Goals Made

Season 3 vs. Lipscomb (12/9/17)
Career Same

Field Goals Attempted

Season 6 vs. Lipscomb (12/9/17)
Career Same

3-Pt. Field Goals Made

Season 2 vs. NC State (11/24/17)
Career Same

3-Pt. Field Goals Attempted

Season 4 vs. Mercer (11/29/17)
Career Same

Free Throws Made

Season 5 vs. Lipscomb (12/9/17)
Career Same

Free Throws Attempted

Season 6 vs. Lipscomb (12/9/17)
Career Same

2017-18 GAME-BY-GAME STATS

OPPONENT	DATE	St	MIN	FG-FGA	PCT	3FG-FGA	PCT	FT-FTA	PCT	OFF DEF TOT	PF	A	T/O	BLK	STL	PTS
Presbyterian	11/10/17	15	2-4	.500	0-1	.000	0-0	.000	0 0 0	1 3	0	0	1	0	1	4
High Point	11/14/17	15	2-3	.667	1-1	1.000	2-2	1.000	0 1 1	1 1	2	1	0	0	0	7
vs. Purdue	11/22/17	15	1-5	.200	0-0	.000	2-2	1.000	0 2 2	0 1	1	1	0	1	4	4
vs. Villanova	11/23/17	8	1-2	.500	0-0	.000	0-0	.000	1 0 1	0 0	1	0	1	0	1	2
vs. NC State	11/24/17	11	2-3	.667	2-2	1.000	0-0	.000	0 0 0	0 0	0	0	0	0	0	6
Mercer	11/29/17	20	2-5	.400	1-4	.250	2-2	1.000	0 0 0	1 1	0	1	0	0	0	7
at Georgia Tech	12/3/17	13	2-3	.667	0-1	.000	0-0	.000	0 0 0	0 1	2	0	1	2	0	4
Lipscomb	12/9/17	19	3-6	.500	0-2	.000	5-6	.833	1 2 3	2 5	1	0	1	0	0	11
North Carolina	12/17/17	12	1-4	.250	1-2	.500	0-0	.000	0 0 0	1 1	1	1	1	0	0	3
Furman	12/20/17	13	0-2	.000	0-0	.000	0-0	.000	0 1 1	0 1	0	1	0	0	1	0
at Wake Forest	12/23/17	5	0-2	.000	0-1	.000	2-2	1.000	0 0 0	0 0	0	1	0	0	0	2
at Arkansas	12/30/17	9	1-4	.250	0-2	.000	2-4	.500	0 1 1	1 1	0	1	0	1	0	4
Auburn	1/2/18	11	1-2	.500	0-0	.000	1-2	.500	0 1 1	2 2	1	0	1	0	0	3
Kentucky	1/6/18								DNP							
at Vanderbilt	1/9/18	3	0-0	.000	0-0	.000	0-0	.000	0 0 0	1 0	0	0	0	0	0	0
Texas A&M	1/13/18								DNP							
at Missouri	1/17/18	1	0-0	.000	0-0	.000	0-0	.000	0 0 0	0 0	0	0	0	0	0	0
at South Carolina	1/20/18	3	0-0	.000	0-0	.000	0-0	.000	0 2 2	2 2	0	1	0	0	0	0
Vanderbilt	1/23/18								DNP							
at Iowa State	1/27/18	5	0-1	.000	0-0	.000	0-0	.000	0 1 1	1 1	0	1	0	0	0	0
LSU	1/31/18	2	1-1	1.000	1-1	1.000	0-0	.000	0 0 0	0 0	0	0	0	0	0	3
Ole Miss	2/3/18	2	0-0	.000	0-0	.000	0-0	.000	0 0 0	0 0	0	0	0	0	0	0
at Kentucky	2/6/18															
at Alabama	2/10/18															
South Carolina	2/13/18															
at Georgia	2/17/18															
Florida	2/21/18															
at Ole Miss	2/24/18															
at Mississippi State	2/27/18															
Georgia	3/3/18															

PRODUCTION TRACKER

	This Season
Scored 5+ Points	4
Scored 10+ Points	1
Scored 15+ Points	-
Led the Vols in Scoring	-
Led the Vols in 3-Pointers (Made)	1
Made Multiple 3-Pointers	1
Led the Vols in Steals	1
Had 5+ Rebounds	-
Had Multiple Assists	4
Had Multiple Steals	-
Had Multiple Blocks	-



CAREER STATS

	GP-GS	Min	Avg	FG-A	Pct	3FG-A	Pct	FT-A	Pct	Off-Def-Rebs	Avg	PF-FO	Ast	TO	Blk	Stl	Pts	Avg
2017-18	19-0	182	9.6	19-47	.404	6-19	.316	16-20	.800	2-11-13	0.7	13-0	17	12	0	6	60	3.2
TOTAL	19-0	182	9.6	19-47	.404	6-19	.316	16-20	.800	2-11-13	0.7	13-0	17	12	0	6	60	3.2

4 JACOB FLESCHEMAN

RS-FR Guard | 6-3 | 168 | Business Administration
Austin, Texas | Westlake High School



@jfleschman4

- Played the final three minutes of UT's season-opening win over Presbyterian (11/10) and then made a two-minute appearance vs. High Point (11/14)
- Grabbed one rebound in three minutes off the bench during UT's exhibition win over Carson-Newman (11/2)
- Redshirted last season
- Is an extremely accurate shooter
- Known to his teammates by his nickname, "Black" or "Blackjack"
- Ranked among the top five in free-throw percentage in all of Central Texas as both a junior and senior
- Westlake has produced several high-profile athletes, including NFL quarterbacks Drew Brees and Nick Foles and MLB pitcher Huston Street
- One of three walk-ons on the team, along with juniors Lucas Campbell and Brad Woodson

SEASON/CAREER HIGHS

Points

Season -
Career -

Rebounds

Season -
Career -

Assists

Season -
Career -

Blocks

Season -
Career -

Steals

Season -
Career -

Minutes

Season 3 vs. Presbyterian (11/10/17)
Career Same

Field Goals Made

Season -
Career -

Field Goals Attempted

Season -
Career -

3-Pt. Field Goals Made

Season -
Career -

3-Pt. Field Goals Attempted

Season -
Career -

Free Throws Made

Season -
Career -

Free Throws Attempted

Season -
Career -

2017-18 GAME-BY-GAME STATS

OPPONENT	DATE	St	MIN	FG-FGA	PCT	3FG-FGA	PCT	FT-FTA	PCT	OFF	DEF	TOT	PF	A	T/O	BLK	STL	PTS
Presbyterian	11/10/17		3	0-0	.000	0-0	.000	0-0	.000	0	0	0	0	0	0	0	0	0
High Point	11/14/17		2	0-0	.000	0-0	.000	0-0	.000	0	0	0	0	0	0	0	0	0
vs. Purdue	11/22/17							DNP										
vs. Villanova	11/23/17							DNP										
vs. NC State	11/24/17							DNP										
Mercer	11/29/17							DNP										
at Georgia Tech	12/3/17							DNP										
Lipscomb	12/9/17							DNP										
North Carolina	12/17/17							DNP										
Furman	12/20/17							DNP										
at Wake Forest	12/23/17							DNP										
at Arkansas	12/30/17							DNP										
Auburn	1/2/18							DNP										
Kentucky	1/6/18							DNP										
at Vanderbilt	1/9/18							DNP										
Texas A&M	1/13/18							DNP										
at Missouri	1/17/18							DNP										
at South Carolina	1/20/18							DNP										
Vanderbilt	1/23/18							DNP										
at Iowa State	1/27/18							DNP										
LSU	1/31/18							DNP										
Ole Miss	2/3/18							DNP										
at Kentucky	2/6/18							DNP										
at Alabama	2/10/18							DNP										
South Carolina	2/13/18							DNP										
at Georgia	2/17/18							DNP										
Florida	2/21/18							DNP										
at Ole Miss	2/24/18							DNP										
at Mississippi State	2/27/18							DNP										
Georgia	3/3/18							DNP										



CAREER STATS

	GP-GS	Min	Avg	FG-A	Pct	3FG-A	Pct	FT-A	Pct	Off-Def-Rebs	Avg	PF-FO	Ast	TO	Blk	Stl	Pts	Avg
2016-17																		
2017-18	2-0	5	2.5	0-0	.000	0-0	.000	0-0	.000	0-0-0	0.0	0-0	0	0	0	0	0	0.0
TOTAL	2-0	5	2.5	0-0	.000	0-0	.000	0-0	.000	0-0-0	0.0	0-0	0	0	0	0	0	0.0

10 JOHN FULKERSON

RS-FR Forward | 6-9 | 210 | Recreation and Sport Mgmt.
Kingsport, Tenn. | The Christ School (N.C.)



@fulkerson_john

- Gave the Vols four points in just five minutes of action off the bench in UT's win over Ole Miss (2/3)
- Was crucial in UT's comeback vs. #17 Kentucky (1/6), helping penetrate UK's zone defense to post three points, three rebounds and three assists in a season-high 19 minutes of action
- Contributed to the Vols' win vs. High Point (11/14), tallying eight points, three rebounds and a career-high three steals
- Underwent surgery on his left shoulder in May to repair a torn labrum
- Appeared in each of UT's first 10 games last season, but suffered a dislocated right elbow and fractured right wrist against Lipscomb (12/15/16), which sidelined him for the remainder of the season
- Turned in an impressive performance against No. 13 Oregon last season, logging his first career double-double with 12 points, a game-high 10 rebounds, five blocks, two steals and two assists in 37 minutes of work in Maui
- One of three left-handers on the team (along with Jalen Johnson and Yves Pons)
- Blocked 113 shots as a senior at The Christ School, breaking current Los Angeles Clippers center Marshall Plumlee's single-season school record
- His hometown of Kingsport, Tennessee, is just 100 miles northeast of Knoxville

SEASON/CAREER HIGHS

Points

Season 8 vs. High Point (11/14/17)
Career 12 (2x), last vs. Georgia Tech (12/3/16)

Rebounds

Season 5 vs. Presbyterian (11/10/17)
Career 10 vs. Oregon (11/22/16)

Assists

Season 5 vs. Presbyterian (11/10/17)
Career Same

Blocks

Season 2 vs. Presbyterian (11/10/17)
Career 5 vs. Oregon (11/22/16)

Steals

Season 3 vs. High Point (11/14/17)
Career Same

Minutes

Season 19 vs. Kentucky (1/6/18)
Career 37 vs. Oregon (11/22/16)

Field Goals Made

Season 2 (5x), last vs. LSU (1/31/18)
Career 5 vs. Georgia Tech (12/3/16)

Field Goals Attempted

Season 4 (2x), last vs. Texas A&M (1/13/18)
Career 9 vs. Georgia Tech (12/3/16)

3-Pt. Field Goals Made

Season -
Career -

3-Pt. Field Goals Attempted

Season -
Career -

Free Throws Made

Season 4 vs. High Point (11/14/17)
Career 8 vs. Oregon (11/22/16)

Free Throws Attempted

Season 4 (2x), last vs. Villanova (11/23/17)
Career 12 vs. Oregon (11/22/16)

2017-18 GAME-BY-GAME STATS

OPPONENT	DATE	St	MIN	FG-FGA	PCT	3FG-FGA	PCT	FT-FTA	PCT	OFF DEF TOT	PF	A	T/O	BLK	STL	PTS
Presbyterian	11/10/17	18	2-4	.500	0-0	.000	0-2	.000	0	5 5 1	5	1	2	1	4	4
High Point	11/14/17	13	2-3	.667	0-0	.000	4-4	1.000	1	2 3 1	0	0	0	0	3	8
vs. Purdue	11/22/17	6	0-1	.000	0-0	.000	0-0	.000	0	0 0 1	0	0	2	0	0	0
vs. Villanova	11/23/17	16	2-3	.667	0-0	.000	3-4	.750	1	0 1 2	0	0	0	0	0	7
vs. NC State	11/24/17	6	0-1	.000	0-0	.000	0-0	.000	1	1 2 0	0	0	2	0	1	0
Mercer	11/29/17	14	0-1	.000	0-0	.000	0-0	.000	1	3 4 2	2	2	2	1	1	0
at Georgia Tech	12/3/17	3	0-0	.000	0-0	.000	0-0	.000	0	1 1 0	1	0	0	0	0	0
Lipscomb	12/9/17	8	0-0	.000	0-0	.000	0-0	.000	1	0 1 1	1	0	2	0	1	0
North Carolina	12/17/17	14	0-2	.000	0-0	.000	2-2	1.000	4	0 4 4	4	1	0	1	2	2
Furman	12/20/17	15	1-3	.333	0-0	.000	2-2	1.000	1	2 3 2	0	1	1	1	1	4
at Wake Forest	12/23/17	6	0-1	.000	0-0	.000	1-2	.5000	0	0 0 4	0	2	0	2	0	1
at Arkansas	12/30/17	11	0-1	.000	0-0	.000	0-0	.000	1	1 2 1	1	1	0	0	0	0
Auburn	1/2/18	8	0-1	.000	0-0	.000	0-0	.000	0	0 0 0	0	0	0	0	0	1
Kentucky	1/6/18	19	1-2	.500	0-0	.000	1-2	.500	1	2 3 2	3	0	1	0	3	3
at Vanderbilt	1/9/18	12	0-0	.000	0-0	.000	0-0	.000	0	1 1 1	1	1	1	1	0	0
Texas A&M	1/13/18	8	2-4	.500	0-0	.000	0-0	.000	1	0 1 1	1	1	0	0	0	4
at Missouri	1/17/18	8	0-1	.000	0-0	.000	0-0	.000	0	0 0 0	1	0	1	0	0	0
at South Carolina	1/20/18															DNP
Vanderbilt	1/23/18															DNP
at Iowa State	1/27/18	5	0-0	.000	0-0	.000	0-0	.000	0	1 1 2	0	0	0	0	1	0
LSU	1/31/18	5	2-3	.667	0-0	.000	0-0	.000	0	0 0 0	1	0	2	0	0	4
Ole Miss	2/3/18	5	1-1	1.000	0-0	.000	2-2	1.000	0	0 0 0	1	1	1	0	0	4
at Kentucky	2/6/18															
at Alabama	2/10/18															
South Carolina	2/13/18															
at Georgia	2/17/18															
Florida	2/21/18															
at Ole Miss	2/24/18															
at Mississippi State	2/27/18															
Georgia	3/3/18															

PRODUCTION TRACKER

	Last Season	This Season	Career
Scored 5+ Points	4	2	6
Scored 10+ Points	2	-	2
Led the Vols in Scoring	-	-	-
Had 5+ Rebounds	4	1	5
Had 10+ Rebounds	1	-	1
Led the Vols in Rebounds	3	-	3
Had Multiple Assists	3	3	6
Had Multiple Steals	4	3	7
Had Multiple Blocks	2	1	3
Led the Vols in Blocks	2	3	5
Had a Positive Assist/TO Ratio	5	5	10
Had Multiple Dunks	-	-	-



CAREER STATS

	GP-GS	Min	Avg	FG-A	Pct	3FG-A	Pct	FT-A	Pct	Off-Def-Rebs	Avg	PF-FO	Ast	TO	Blk	Stl	Pts	Avg
2016-17	10-6	160	16.0	17-30	.567	0-0	.000	13-20	.650	14-32-46	4.6	23-0	10	8	9	11	47	4.7
2017-18	20-0	200	10.0	13-32	.406	0-0	.000	15-20	.750	13-19-32	1.6	28-0	15	17	7	14	41	2.1
TOTAL	30-6	360	12.0	30-62	.484	0-0	.000	28-40	.700	27-51-78	2.6	51-0	25	25	16	25	88	2.9

13 JALEN JOHNSON

RS-FR Guard | 6-7 | 190 | Recreation and Sport Management
Durham, N.C. | Wesleyan Christian Academy



@The_Jalen_

- Has appeared in eight games this season
- Scored a season-high six points on two treys to go along with two boards and an assist in four minutes vs. Ole Miss (2/30)
- Knocked down his first career three-pointer against LSU (1/31)
- Played a season-high nine minutes and dished out two assists in win vs. Texas A&M (1/13)
- Made his long-awaited Big Orange debut in UT's season-opening win over Presbyterian (11/10), logging two points, two rebounds and an assist in eight minutes off the bench
- Redshirted last season and then underwent a procedure in July to address a chronic stress fracture in his left shin
- Accurate shooter along the perimeter who also boasts elite athleticism and jumping ability
- Has demonstrated a knack for using his length and leaping ability to close out on shooters and block perimeter shots
- One of three left-handers on the team (along with John Fulkerson and Yves Pons)
- Both his parents were Division I track athletes (mother, Nikki Berry, at UNC; father, Brian Johnson, at ECU).
- One of two North Carolina natives on this year's team, along with sophomore Grant Williams (Charlotte)

SEASON/CAREER HIGHS

Points

Season 6 vs. Ole Miss (2/3/18)
Career Same

Rebounds

Season 2 (2x), last vs. Ole Miss (2/3/18)
Career Same

Assists

Season 2 vs. Texas A&M (1/13/18)
Career Same

Blocks

Season 1 vs. Mercer (11/29/17)
Career Same

Steals

Season 1 at Missouri (1/17/18)
Career Same

Minutes

Season 9 vs. Texas A&M (1/13/18)
Career Same

Field Goals Made

Season 2 vs. Ole Miss (2/3/18)
Career Same

Field Goals Attempted

Season 2 (2x), last vs. Ole Miss (2/3/18)
Career Same

3-Pt. Field Goals Made

Season 2 vs. Ole Miss (2/3/18)
Career Same

3-Pt. Field Goals Attempted

Season 2 vs. Ole Miss (2/3/18)
Career Same

Free Throws Made

Season 1 vs. Mercer (11/29/17)
Career Same

Free Throws Attempted

Season 2 vs. Mercer (11/29/17)
Career Same

2017-18 GAME-BY-GAME STATS

OPPONENT	DATE	St	MIN	FG-FGA	PCT	3FG-FGA	PCT	FT-FTA	PCT	OFF DEF TOT	PF	A	T/O	BLK	STL	PTS
Presbyterian	11/10/17		8	1-2	.500	0-1	.000	0-0	.000	2 0 2	0	1	0	0	0	2
High Point	11/14/17		5	0-1	.000	0-0	.000	0-0	.000	0 0 0	0	0	0	0	0	0
vs. Purdue	11/22/17									DNP						
vs. Villanova	11/23/17									DNP						
vs. NC State	11/24/17									DNP						
Mercer	11/29/17		4	0-0	.000	0-0	.000	1-2	.500	1 0 1	0	0	1	1	0	1
at Georgia Tech	12/3/17									DNP						
Lipscomb	12/9/17									DNP						
North Carolina	12/17/17									DNP						
Furman	12/20/17									DNP						
at Wake Forest	12/23/17		1	0-0	.000	0-0	.000	0-0	.000	0 0 0	0	0	0	0	0	0
at Arkansas	12/30/17									DNP						
Auburn	1/2/18									DNP						
Kentucky	1/6/18									DNP						
at Vanderbilt	1/9/18									DNP						
Texas A&M	1/13/18		9	0-0	.000	0-0	.000	0-0	.000	0 1 1	0	2	0	0	0	0
at Missouri	1/17/18		4	0-0	.000	0-0	.000	0-0	.000	0 0 0	0	1	0	0	1	0
at South Carolina	1/20/18									DNP						
Vanderbilt	1/23/18									DNP						
at Iowa State	1/27/18									DNP						
LSU	1/31/18		6	1-1	1.000	1-1	1.000	0-0	.000	0 0 0	0	0	1	0	0	3
Ole Miss	2/3/18		4	2-2	1.000	2-2	1.000	0-0	.000	0 2 2	0	1	0	0	0	6
at Kentucky	2/6/18															
at Alabama	2/10/18															
South Carolina	2/13/18															
at Georgia	2/17/18															
Florida	2/21/18															
at Ole Miss	2/24/18															
at Mississippi State	2/27/18															
Georgia	3/3/18															

PRODUCTION TRACKER

	This Season
Scored 5+ Points	1
Scored 10+ Points	-
Had Multiple Assists	1
Led the Vols in Assists	-
Had Multiple Steals	-
Had 3+ Steals	-
Led the Vols in Steals	-
Had Multiple Blocks	-
Made Multiple 3-Pointers	1
Had a Positive Assist/TO Ratio	2
Had Multiple Dunks	-



CAREER STATS

	GP-GS	Min	Avg	FG-A	Pct	3FG-A	Pct	FT-A	Pct	Off-Def-Rebs	Avg	PF-FO	Ast	TO	Blk	Stl	Pts	Avg
2016-17										REDSHIRT								
2017-18	8-0	41	5.1	4-6	.667	3-4	.750	1-2	.500	3-3-6	0.8	0-0	5	2	1	1	12	1.5
TOTAL	8-0	41	5.1	4-6	.667	3-4	.750	1-2	.500	3-3-6	0.8	0-0	5	2	1	1	12	1.5

33 ZACH KENT

FR Forward | 6-10 | 224 | Communication Studies
Magnolia, Del. | Blair Academy



- Has appeared in two games this season
- Posted a fall GPA higher than 3.0 and thus earned the right to wear the VOLScholar patch on his jersey
- Made his collegiate debut in the season-opening victory over Presbyterian (11/10), logging four points and two rebounds in 10 minutes of action
- Had four points and an assist in eight minutes off the bench in UT's exhibition win over Carson-Newman (11/2)
- Barnes has said publicly that Kent may have improved more than any player on the roster during the preseason
- Has great touch for a player his size and is comfortable shooting from the perimeter
- Kent was one of four Blair Academy seniors who signed Division I NLLs; the school has produced several high-profile basketball alums, including Luol Deng, Charlie Villanueva and Royal Ivey, who played for Barnes at Texas before embarking on a career in the NBA
- He is the first Delaware native ever to suit up for the Vols
- Enjoys photography as a hobby

SEASON/CAREER HIGHS

Points

Season 4 vs. Presbyterian (11/10/17)
Career Same

Rebounds

Season 2 vs. Presbyterian (11/10/17)
Career Same

Assists

Season -
Career -

Blocks

Season -
Career -

Steals

Season -
Career -

Minutes

Season 10 vs. Presbyterian (11/10/17)
Career Same

Field Goals Made

Season 2 vs. Presbyterian (11/10/17)
Career Same

Field Goals Attempted

Season 5 vs. Presbyterian (11/10/17)
Career Same

3-Pt. Field Goals Made

Season -
Career -

3-Pt. Field Goals Attempted

Season 1 vs. Presbyterian (11/10/17)
Career Same

Free Throws Made

Season -
Career -

Free Throws Attempted

Season -
Career -

2017-18 GAME-BY-GAME STATS

OPPONENT	DATE	St	MIN	FG-FGA	PCT	3FG-FGA	PCT	FT-FTA	PCT	OFF DEF TOT	PF	A	T/O	BLK	STL	PTS
Presbyterian	11/10/17		10	2-5	.400	0-1	.000	0-0	.000	0 2 2	1	0	0	0	0	4
High Point	11/14/17		3	0-1	.000	0-0	.000	0-0	.000	1 0 1	0	0	0	0	0	0
vs. Purdue	11/22/17								DNP							
vs. Villanova	11/23/17								DNP							
vs. NC State	11/24/17								DNP							
Mercer	11/29/17								DNP							
at Georgia Tech	12/3/17								DNP							
Lipscomb	12/9/17								DNP							
North Carolina	12/17/17								DNP							
Furman	12/20/17								DNP							
at Wake Forest	12/23/17								DNP							
at Arkansas	12/30/17								DNP							
Auburn	1/2/18								DNP							
Kentucky	1/6/18								DNP							
at Vanderbilt	1/9/18								DNP							
Texas A&M	1/13/18								DNP							
at Missouri	1/17/18								DNP							
at South Carolina	1/20/18								DNP							
Vanderbilt	1/23/18								DNP							
at Iowa State	1/27/18								DNP							
LSU	1/31/18								DNP							
Ole Miss	2/3/18								DNP							
at Kentucky	2/6/18								DNP							
at Alabama	2/10/18								DNP							
South Carolina	2/13/18								DNP							
at Georgia	2/17/18								DNP							
Florida	2/21/18								DNP							
at Ole Miss	2/24/18								DNP							
at Mississippi State	2/27/18								DNP							
Georgia	3/3/18								DNP							

PRODUCTION TRACKER

	This Season
Scored 5+ Points	-
Scored 10+ Points	-
Had 5+ Rebounds	-
Had 10+ Rebounds	-
Had Multiple Blocks	-
Led the Vols in Blocks	-
Had 3+ Assists	-
Made Multiple 3-Pointers	-
Had a Positive Assist/TO Ratio	-
Had Multiple Dunks	-



CAREER STATS

	GP-GS	Min	Avg	FG-A	Pct	3FG-A	Pct	FT-A	Pct	Off-Def-Rebs	Avg	PF-FO	Ast	TO	Blk	Stl	Pts	Avg
2017-18	2-0	13	6.5	2-6	.333	0-1	.000	0-0	.000	1-2-3	1.5	1-0	0	0	0	0	4	2.0

35 YVES PONS

FR Forward | 6-5 | 203 | Economics
Fuveau, France | INSEP Academy



VOLScholar



@PonsYves

Name pronounced: EEV POHNS

- Posted a fall GPA higher than 3.0 and thus earned the right to wear the VOLScholar patch on his jersey
- Knocked down his first career 3-pointer and added a pair of assists in UT's win vs. Ole Miss (2/3)
- Saw significant playing time against South Carolina (1/20), posting two points, two boards and a block in 12 minutes of action off the bench
- Scored four points on a pair of dunks, including an alley-oop, to go along with two steals and a block in UT's win vs. Mercer (11/29)
- Logged a rebound, an assist and a highlight-reel block in UT's exhibition win over Carson-Newman (11/2)
- Arguably the most athletically gifted player on Tennessee's roster
- One of eight players named by Evan Daniels as the "best international newcomers in college basketball"
- Never took part in an organized weightlifting or strength training program before enrolling at UT
- Was born in Port-au-Prince, Haiti, and moved to France after being adopted at an early age (4-years-old)
- Attended the INSEP (National Institute of Sport and Physical Education) Academy in Paris; other notable INSEP basketball alums include Boris Diaw, Tony Parker and Ronny Turiaf
- He is Tennessee's first-ever men's basketball player from France and just the eighth international player in program history

SEASON/CAREER HIGHS

Points

Season 4 vs. Mercer (11/29/17)
Career Same

Rebounds

Season 2 at South Carolina (1/20/18)
Career Same

Assists

Season 2 vs. Ole Miss (2/3/18)
Career Same

Blocks

Season 1 (2x), last at South Carolina (1/20/18)
Career Same

Steals

Season 2 vs. Mercer (11/29/17)
Career Same

Minutes

Season 12 at South Carolina (1/20/18)
Career Same

Field Goals Made

Season 2 vs. Mercer (11/29/17)
Career Same

Field Goals Attempted

Season 2 vs. Mercer (11/29/17)
Career Same

3-Pt. Field Goals Made

Season 1 vs. Ole Miss (2/3/18)
Career Same

3-Pt. Field Goals Attempted

Season 1 vs. Ole Miss (2/3/18)
Career Same

Free Throws Made

Season -
Career -

Free Throws Attempted

Season -
Career -

2017-18 GAME-BY-GAME STATS

OPPONENT	DATE	St	MIN	FG-FGA	PCT	3FG-FGA	PCT	FT-FTA	PCT	OFF DEF TOT	PF	A	T/O	BLK	STL	PTS
Presbyterian	11/10/17	4		0-1	.000	0-0	.000	0-0	.000	0 0 0	1	0	0	0	0	0
High Point	11/14/17								DNP							
vs. Purdue	11/22/17	1		0-0	.000	0-0	.000	0-0	.000	0 0 0	0	0	0	0	0	0
vs. Villanova	11/23/17								DNP							
vs. NC State	11/24/17	2		0-1	.000	0-0	.000	0-0	.000	1 0 1	0	0	0	0	0	0
Mercer	11/29/17	6		2-2	1.000	0-0	.000	0-0	.000	0 0 0	1	0	1	1	2	4
at Georgia Tech	12/3/17								DNP							
Lipscomb	12/9/17	3		0-0	.000	0-0	.000	0-0	.000	0 0 0	1	0	0	0	0	0
North Carolina	12/17/17								DNP							
Furman	12/20/17								DNP							
at Wake Forest	12/23/17	2		0-0	.000	0-0	.000	0-0	.000	0 0 0	0	0	0	0	0	0
at Arkansas	12/30/17								DNP							
Auburn	1/2/18								DNP							
Kentucky	1/6/18								DNP							
at Vanderbilt	1/9/18								DNP							
Texas A&M	1/13/18								DNP							
at Missouri	1/17/18								DNP							
at South Carolina	1/20/18	12		1-1	1.000	0-0	.000	0-0	.000	1 1 2	3	0	0	1	0	2
Vanderbilt	1/23/18	3		0-0	.000	0-0	.000	0-0	.000	0 0 0	1	0	1	0	1	0
at Iowa State	1/27/18	2		0-0	.000	0-0	.000	0-0	.000	0 0 0	0	0	0	0	0	0
LSU	1/31/18	3		0-0	.000	0-0	.000	0-0	.000	0 1 1	0	0	0	0	0	0
Ole Miss	2/3/18	10		1-1	1.000	1-1	1.000	0-0	.000	0 1 1	1	2	0	0	0	3
at Kentucky	2/6/18															
at Alabama	2/10/18															
South Carolina	2/13/18															
at Georgia	2/17/18															
Florida	2/21/18															
at Ole Miss	2/24/18															
at Mississippi State	2/27/18															
Georgia	3/3/18															

PRODUCTION TRACKER

	This Season
Scored 5+ Points	-
Scored 10+ Points	-
Had 5+ Rebounds	-
Had Multiple Blocks	-
Led the Vols in Blocks	-
Made Multiple 3-Pointers	-
Had Multiple Steals	1
Led the Vols in Steals	2
Had a Positive Assist/TO Ratio	1
Had Multiple Dunks	1
Took Multiple Charges	-



CAREER STATS

	GP-GS	Min	Avg	FG-A	Pct	3FG-A	Pct	FT-A	Pct	Off-Def-Rebs	Avg	PF-FO	Ast	TO	Blk	Stl	Pts	Avg
2017-18	11-0	48	4.4	4-6	.667	1-1	1.000	0-0	.000	2-3-5	0.5	8-0	2	2	2	3	9	0.8

5 ADMIRAL SCHOFIELD

JR Forward | 6-5 | 238 | Africana Studies
Zion, Ill. | Zion-Benton Township HS



@admiralelite15

- After playing primarily in the post as an underclassman, he is logging major minutes at the No. 3 spot this season
- **Ranks second in 3-point shooting percentage (.458; 22-of-48) in SEC play**
- Leads the Vols in rebounding with 6.3 rpg after pacing UT on the boards in 10 of the last 13 games
- **He has made multiple 3-pointers in 17 of Tennessee's 22 games this season**
- Recorded his second double-double of the season with 15 points and 12 boards in win over Ole Miss (2/3)
- Had a do-it-all performance at South Carolina (1/20), finishing with 12 points, four rebounds, three assists and two steals
- Tied his career-high in points with 22 on 9-of-14 shooting to go along with nine boards to help the Vols beat Vandy (1/9)
- Posted 20 points, nine boards, a career-high-tying four assists and a career-high four steals to best #17 Kentucky (1/6)
- Turned in his first double-double of the season with 12 points and a career-high 13 rebounds vs. Furman (12/20)
- Was selected to take part in UT's year-long "VOLeaders Academy" program, which culminated with a service trip to Vietnam last summer
- From a military family, he was born in London (same hospital as Princes William and Harry)
- His older brother, O'Brien Schofield, played college football at Wisconsin before playing seven seasons in the NFL; O'Brien was a member of Seattle's 2014 Super Bowl XLVII championship team

SEASON/CAREER HIGHS

Points

Season 22 (2x), last at Vanderbilt (1/9/18)
Career 22 (3x), last at Vanderbilt (1/9/18)

Rebounds

Season 13 vs. Furman (12/20/17)
Career Same

Assists

Season 4 vs. Kentucky (1/6/18)
Career 4 (2x), last vs. Kentucky (1/6/18)

Blocks

Season 1 (4x), last vs. Ole Miss (2/3/18)
Career 2 (2x), last at Ole Miss (1/17/17)

Steals

Season 4 vs. Kentucky (1/6/18)
Career Same

Minutes

Season 34 vs. Purdue (11/22/17)
Career 35 (2x), last at South Carolina (2/25/17)

Field Goals Made

Season 9 at Vanderbilt (1/9/18)
Career 9 (2x), last at Vanderbilt (1/9/18)

Field Goals Attempted

Season 14 at Vanderbilt (1/9/18)
Career 19 at Auburn (1/2/16)

3-Pt. Field Goals Made

Season 4 at Arkansas (12/30/17)
Career Same

3-Pt. Field Goals Attempted

Season 6 (3x), last vs. Ole Miss (2/3/18)
Career 7 at Alabama (1/26/16)

Free Throws Made

Season 6 vs. Auburn (1/2/18)
Career 7 vs. Missouri (2/18/17)

Free Throws Attempted

Season 7 vs. Auburn (1/2/18)
Career 10 vs. Missouri (2/18/17)

2017-18 GAME-BY-GAME STATS

OPPONENT	DATE	St	MIN	FG-FGA	PCT	3FG-FGA	PCT	FT-FTA	PCT	OFF DEF TOT	PF	A	T/O	BLK	STL	PTS
Presbyterian	11/10/17	f	20	8-12	.667	2-3	.667	4-5	.800	1 4 5	0	1	1	0	2	22
High Point	11/14/17	f	20	4-7	.571	2-4	.500	4-4	1.000	0 6 6	3	2	2	0	0	14
vs. Purdue	11/22/17	f	34	4-13	.307	1-5	.200	1-1	1.000	3 4 7	4	1	0	1	2	10
vs. Villanova	11/23/17	f	25	6-13	.462	2-5	.400	2-3	.667	1 2 3	3	1	0	0	2	16
vs. NC State	11/24/17	f	22	0-6	.000	0-2	.000	0-0	.000	1 0 1	5	1	2	0	1	0
Mercer	11/29/17	f	17	4-6	.667	2-2	1.000	0-0	.000	2 1 3	3	0	3	1	0	10
at Georgia Tech	12/3/17	f	21	2-8	.250	2-4	.500	4-4	1.000	1 4 5	4	2	5	0	0	10
Lipscomb	12/9/17	f	28	5-9	.556	2-4	.500	1-3	.333	0 6 6	2	1	2	1	0	13
North Carolina	12/17/17	f	26	3-13	.231	2-6	.333	2-2	1.000	1 1 2	4	0	3	0	0	10
Furman	12/20/17	f	26	5-12	.417	1-4	.250	1-2	.500	2 11 13	3	3	3	0	2	12
at Wake Forest	12/23/17	f	26	6-9	.667	2-3	.667	0-2	.000	2 4 6	2	1	2	0	1	14
at Arkansas	12/30/17	f	27	4-10	.400	4-6	.667	4-4	1.000	0 7 7	5	1	2	0	0	16
Auburn	1/2/18	f	29	3-10	.300	1-5	.200	6-7	.857	3 3 6	5	2	3	1	1	13
Kentucky	1/6/18	f	33	8-13	.615	3-7	.429	1-1	1.000	3 6 9	3	4	2	1	4	20
at Vanderbilt	1/9/18	f	31	9-14	.643	3-4	.750	1-2	.500	4 5 9	2	1	1	0	1	22
Texas A&M	1/13/18	f	31	4-12	.333	2-6	.333	2-3	.667	4 4 8	3	3	1	2	2	12
at Missouri	1/17/18	f	32	4-10	.400	2-6	.333	1-2	.500	0 5 5	2	0	1	0	2	11
at South Carolina	1/20/18	f	32	5-7	.714	2-4	.500	0-0	.000	1 3 4	2	3	3	0	2	12
Vanderbilt	1/23/18	f	27	2-6	.333	0-1	.000	3-4	.750	1 5 6	5	2	0	0	1	7
at Iowa State	1/27/18	f	22	3-12	.250	2-6	.333	2-2	1.000	2 5 7	4	3	1	0	1	10
LSU	1/31/18	f	18	2-6	.333	2-3	.667	0-0	.000	1 7 8	5	2	3	0	0	6
Ole Miss	2/3/18	f	28	6-12	.500	3-6	.500	0-0	.000	3 9 12	2	1	0	1	1	15
at Kentucky	2/6/18															
at Alabama	2/10/18															
South Carolina	2/13/18															
at Georgia	2/17/18															
Florida	2/21/18															
at Ole Miss	2/24/18															
at Mississippi State	2/27/18															
Georgia	3/3/18															

PRODUCTION TRACKER

	Last Season	This Season	Career
Scored 10+ Points	9	19	42
Scored 15+ Points	7	6	18
Scored 20+ Points	-	3	4
Led the Vols in Scoring	3	2	5
Had 5+ Rebounds	12	18	41
Led the Vols in Rebounds	4	10	17
Had a Double-Double	1	2	3
Had Multiple Blocks	1	2	4
Led the Vols in Blocks	1	3	6
Made Multiple 3-Pointers	3	17	26
Had Multiple Dunks	1	1	2
Drew Multiple Charges	-	-	1



CAREER STATS

	GP-GS	Min	Avg	FG-A	Pct	3FG-A	Pct	FT-A	Pct	Off-Def-Rebs	Avg	PF-FO	Ast	TO	Blk	Stl	Pts	Avg
2015-16	32-22	598	18.7	92-207	.444	25-83	.301	35-39	.897	43-86-129	4.0	88-2	29	22	10	12	244	7.6
2016-17	28-1	533	19.0	78-172	.453	21-54	.389	53-68	.779	26-98-124	4.4	65-2	21	32	5	9	230	8.2
2017-18	22-21	575	26.1	97-220	.441	42-96	.438	39-51	.765	36-102-138	6.3	71-5	35	40	8	25	275	12.5
TOTAL	82-44	1706	20.8	267-599	.446	88-233	.378	127-158	.804	105-286-391	4.8	224-9	85	94	23	46	749	9.1

1 LAMONTÉ TURNER

RS-So. Guard | 6-1 | 183 | Communication Studies
 Florence, Ala. | IMG Academy (Fla.)



@LTurn1

First name pronounced: luh-MAHN-tay

- Riding streak of 127+ consecutive minutes played without a turnover, dating to first half at S. Carolina (1/20)
- Leads the SEC in free-throw shooting at .949 (37-39) during conference play
- 55 percent of his career field goals have been made from beyond the 3-point line
- Scored in double figures in three straight games and four of the last five, averaging 16.2 ppg during the stretch
- Has notched three of UT's four highest scoring efforts this season (24 at Georgia Tech; 25 vs. Auburn; 25 at South Carolina) while coming off the bench
- Scored 14 of his 20 points in the second half at Iowa State (1/27), while knocking down a season-high six treys
- Sparked Tennessee's offense with 25 points on 6-of-9 shooting in win at South Carolina (1/20)
- Dropped a career-high 25 points behind a perfect 13-for-13 performance from the charity stripe vs. Auburn (1/2)
- Was clutch in Vols' win at Georgia Tech (12/3), posting 13 points during the final 6:25 of play to prevent UT's offense from going stagnant and tying his then-career-high with 24 points on 6-of-12 shooting from the floor
- Totaled 17 points behind four 3-pointers in win vs. #18 Purdue (11/22), including a clutch trey with 5.1 seconds remaining in regulation to tie the game and force overtime

SEASON/CAREER HIGHS

Points

Season 25 (2x), last at South Carolina (1/20/18)
 Career Same

Rebounds

Season 9 vs. North Carolina (12/17/17)
 Career Same

Assists

Season 5 (2x), last vs. Kentucky (1/6/18)
 Career 6 vs. Mississippi State (1/21/17)

Blocks

Season 1 (2x), vs. Villanova (11/23/17)
 Career 1 (8x), last vs. Villanova (11/23/17)

Steals

Season 2 (2x), last vs. Furman (12/20/17)
 Career 3 (2x), last vs. South Carolina (1/11/17)

Minutes

Season 33 vs. Purdue (11/22/17)
 Career Same

Field Goals Made

Season 7 at Iowa State (1/27/18)
 Career 8 vs. Presbyterian (12/6/16)

Field Goals Attempted

Season 13 at Iowa State (1/27/18)
 Career 15 at Ole Miss (1/17/17)

3-Pt. Field Goals Made

Season 6 at Iowa State (1/27/18)
 Career 7 vs. Presbyterian (12/6/16)

3-Pt. Field Goals Attempted

Season 9 at Iowa State (1/27/18)
 Career 11 vs. Presbyterian (12/6/16)

Free Throws Made

Season 13 vs. Auburn (1/2/18)
 Career Same

Free Throws Attempted

Season 13 vs. Auburn (1/2/18)
 Career Same

2017-18 GAME-BY-GAME STATS

OPPONENT	DATE	St	MIN	FG-FGA	PCT	3FG-FGA	PCT	FT-FTA	PCT	OFF DEF TOT	PF	A	T/O	BLK	STL	PTS
Presbyterian	11/10/17	15	0-2	.000	0-2	.000	0-0	.000	1	2	3	1	2	1	0	0
High Point	11/14/17	17	6-11	.545	4-7	.571	0-0	.000	0	0	0	3	1	2	1	0
vs. Purdue	11/22/17	33	6-12	.500	4-8	.500	1-1	1.000	2	3	5	1	2	2	0	0
vs. Villanova	11/23/17	29	1-9	.111	0-3	.000	2-3	.667	1	1	2	3	5	5	1	2
vs. NC State	11/24/17	21	1-4	.250	1-2	.500	2-2	1.000	0	2	2	3	2	5	0	1
Mercer	11/29/17	17	3-5	.600	3-5	.600	0-0	.000	0	1	1	3	2	0	0	0
at Georgia Tech	12/3/17	28	6-12	.500	3-8	.375	9-9	1.000	0	3	3	2	2	0	0	1
Lipscomb	12/9/17	22	3-10	.300	0-3	.000	1-2	.500	1	2	3	3	3	2	0	1
North Carolina	12/17/17	24	1-8	.125	0-5	.000	0-1	.000	2	7	9	0	1	2	0	0
Furman	12/20/17	17	2-9	.222	0-4	.000	0-0	.000	1	6	7	1	2	2	0	2
at Wake Forest	12/23/17	26	2-10	.200	1-7	.143	0-0	.000	1	4	5	3	2	1	0	1
at Arkansas	12/30/17	21	4-9	.444	2-6	.333	0-0	.000	0	2	2	2	2	1	0	0
Auburn	1/2/18	21	5-8	.625	2-4	.500	13-13	1.000	2	2	4	5	1	1	0	0
Kentucky	1/6/18	30	2-11	.181	2-8	.250	5-7	.714	0	4	4	1	5	1	0	0
at Vanderbilt	1/9/18	26	0-3	.000	0-2	.000	6-6	1.000	0	3	3	2	1	0	0	0
Texas A&M	1/13/18	17	3-7	.429	1-3	.333	0-0	.000	0	2	2	1	0	0	0	1
at Missouri	1/17/18	12	1-6	.167	1-5	.200	0-0	.000	0	0	0	0	0	0	0	1
at South Carolina	1/20/18	32	6-9	.667	3-3	1.000	10-10	1.000	0	6	6	2	2	2	0	1
Vanderbilt	1/23/18	27	3-9	.333	1-3	.333	0-0	.000	0	3	3	1	3	0	0	1
at Iowa State	1/27/18	31	7-13	.538	6-9	.667	0-0	.000	1	4	5	0	2	0	0	1
LSU	1/31/18	27	4-9	.444	1-6	.167	3-3	1.000	0	1	1	1	2	0	0	1
Ole Miss	2/3/18	21	6-8	.750	5-6	.833	0-0	.000	1	1	2	3	4	0	0	0
at Kentucky	2/6/18															
at Alabama	2/10/18															
South Carolina	2/13/18															
at Georgia	2/17/18															
Florida	2/21/18															
at Ole Miss	2/24/18															
at Mississippi State	2/27/18															
Georgia	3/3/18															

PRODUCTION TRACKER

	Last Season	This Season	Career
Scored 10+ Points	11	10	21
Scored 15+ Points	4	7	11
Scored 20+ Points	1	4	5
Led the Vols in Scoring	3	6	9
Had 5+ Assists	5	2	7
Led the Vols in Assists	11	1	12
Had a Double-Double	-	-	-
Had Multiple Steals	4	2	6
Had 3+ Steals	2	-	2
Led the Vols in Steals	5	5	10
Made Multiple 3-Pointers	10	10	20
Had a Positive Assist/TO Ratio	18	11	29



CAREER STATS

	GP-GS	Min	Avg	FG-A	Pct	3FG-A	Pct	FT-A	Pct	Off-Def-Rebs	Avg	PF-FO	Ast	TO	Blk	Stl	Pts	Avg
2015-16										REDSHIRT								
2016-17	32-6	663	20.7	76-214	.355	41-125	.328	70-91	.769	10-71-81	2.5	67-0	86	55	6	19	263	8.2
2017-18	22-0	514	23.4	72-184	.391	40-109	.367	52-57	.912	13-59-72	3.3	41-1	46	27	2	14	236	10.7
TOTAL	54-6	1177	21.8	148-398	.372	81-234	.346	122-148	.824	23-130-153	2.8	108-1	132	82	8	33	499	9.2

15 DERRICK WALKER JR.

FR Forward | 6-8 | 238 | Communication Studies
Kansas City, Mo. | Sunrise Christian Academy



@derric_k

- While defense and rebounding are his main areas of focus, he is shooting .857 (12-of 14) during SEC play
- Recorded five points, six rebounds and a pair of assists in 14 minutes of action against LSU (1/31)
- Posted five points and six boards, four of which were offensive, in 17 minutes of play vs. Vanderbilt (1/23)
- Stepped up big in UT's win over South Carolina (1/20), posting 10 points on 5-of-5 shooting to go along with four boards and a block in 25 minutes of action
- Was one of Tennessee's top performers during the team's three-game European exhibition tour in August, averaging 13.0 points and 8.0 rebounds per game
- Played his AAU ball for MoKan Elite on the Nike EYBL circuit during the summer of 2016, helping that squad win the prestigious Nike Peach Jam championship in July; was teammates with Missouri freshman Michael Porter Jr. and National Freshman of the Year candidate Trae Young of Oklahoma
- On track to become the first Missouri native ever to letter for the Vols
- He also played football (wide receiver) his first three years of high school

SEASON/CAREER HIGHS

Points

Season 10 at South Carolina (1/20/18)
Career Same

Rebounds

Season 6 (2x), last vs. LSU (1/31/18)
Career Same

Assists

Season 2 (2x), last vs. LSU (1/31/18)
Career Same

Blocks

Season 1 (5x), last at South Carolina (1/20/18)
Career Same

Steals

Season 1 vs. Presbyterian (11/10/17)
Career Same

Minutes

Season 25 at South Carolina (1/20/18)
Career Same

Field Goals Made

Season 5 at South Carolina (1/20/18)
Career Same

Field Goals Attempted

Season 5 at South Carolina (1/20/18)
Career Same

3-Pt. Field Goals Made

Season -
Career -

3-Pt. Field Goals Attempted

Season -
Career -

Free Throws Made

Season 3 vs. Vanderbilt (1/23/18)
Career Same

Free Throws Attempted

Season 4 vs. Vanderbilt (1/23/18)
Career Same

2017-18 GAME-BY-GAME STATS

OPPONENT	DATE	St	MIN	FG-FGA	PCT	3FG-FGA	PCT	FT-FTA	PCT	OFF DEF TOT	PF	A	T/O	BLK	STL	PTS
Presbyterian	11/10/17	10	2-3	.667	0-0	.000	0-0	.500	1 0 1	3 0	2	0	1	1	5	
High Point	11/14/17	9	0-2	.000	0-0	.000	0-1	.000	2 3 5	0 1	1	1	1	0	0	
vs. Purdue	11/22/17	9	1-3	.333	0-0	.000	0-0	.000	1 1 2	3 0	1	1	1	0	2	
vs. Villanova	11/23/17	4	0-0	.000	0-0	.000	0-0	.000	0 1 1	2 0	0	0	0	0	0	
vs. NC State	11/24/17	9	1-2	.500	0-0	.000	0-0	.000	1 1 2	3 0	1	1	1	0	2	
Mercer	11/29/17	8	1-1	1.000	0-0	.000	0-0	.000	0 2 2	2 0	0	0	0	0	2	
at Georgia Tech	12/3/17	14	1-2	.500	0-0	.000	0-0	.000	2 1 3	2 0	1	1	1	0	2	
Lipscomb	12/9/17	6	0-0	.000	0-0	.000	0-0	.000	0 2 2	1 0	0	0	0	0	0	
North Carolina	12/17/17	6	0-0	.000	0-0	.000	0-0	.000	1 1 2	0 0	0	0	0	0	0	
Furman	12/20/17	2	0-0	.000	0-0	.000	0-0	.000	0 0 0	0 0	0	0	0	0	0	
at Wake Forest	12/23/17	11	1-2	.500	0-0	.000	1-2	.500	1 2 3	3 2	2	2	0	0	3	
at Arkansas	12/30/17	6	1-1	1.000	0-0	.000	0-0	.000	1 2 3	0 1	1	1	0	0	2	
Auburn	1/2/18	2	0-0	.000	0-0	.000	0-0	.000	0 2 2	0 0	1	0	0	0	0	
Kentucky	1/6/18	2	0-0	.000	0-0	.000	0-0	.000	0 0 0	0 0	0	3	0	0	0	
at Vanderbilt	1/9/18	2	0-0	.000	0-0	.000	0-0	.000	0 0 0	0 0	1	0	0	0	0	
Texas A&M	1/13/18	3	0-0	.000	0-0	.000	0-0	.000	0 2 2	1 0	0	0	0	0	0	
at Missouri	1/17/18	9	2-2	1.000	0-0	.000	0-0	.000	1 0 1	1 0	0	0	0	0	4	
at South Carolina	1/20/18	25	5-5	1.000	0-0	.000	0-2	.000	1 3 4	3 0	1	1	1	0	10	
Vanderbilt	1/23/18	17	1-2	.500	0-0	.000	3-4	.750	4 2 6	2 0	0	0	0	0	5	
at Iowa State	1/27/18	9	0-0	.000	0-0	.000	0-0	.000	0 0 0	2 0	1	0	0	0	0	
LSU	1/31/18	14	2-2	1.000	0-0	.000	1-2	.500	1 5 6	1 2	0	0	0	0	5	
Ole Miss	2/3/18	7	1-2	.500	0-0	.000	0-0	.000	1 1 2	0 0	0	0	0	0	2	
at Kentucky	2/6/18															
at Alabama	2/10/18															
South Carolina	2/13/18															
at Georgia	2/17/18															
Florida	2/21/18															
at Ole Miss	2/24/18															
at Mississippi State	2/27/18															
Georgia	3/3/18															

PRODUCTION TRACKER

	This Season
Scored 5+ Points	4
Scored 10+ Points	5
Led the Vols in Scoring	-
Had 5+ Rebounds	3
Had 10+ Rebounds	-
Led the Vols in Rebounds	1
Had Multiple Assists	-
Had Multiple Steals	-
Had Multiple Blocks	-
Led the Vols in Blocks	1
Had Multiple Dunks	-
Drew Multiple Charges	-



CAREER STATS

	GP-GS	Min	Avg	FG-A	Pct	3FG-A	Pct	FT-A	Pct	Off-Def-Rebs	Avg	PF-FO	Ast	TO	Blk	Stl	Pts	Avg
2017-18	22-0	184	8.4	19-29	.655	0-0	.000	6-15	.400	18-31-49	2.2	29-0	6	16	5	1	44	2.0

2 GRANT WILLIAMS

SO Forward | 6-7 | 241 | Business Administration
Charlotte, N.C. | Providence Day School



@GrWill2

Coaches Preseason All-SEC (2nd)

- Team's top scorer has started each of UT's last 51 games—the longest active streak on the team
- Ranks seventh in the SEC with a .472 shooting percentage during league play despite being regularly double-teamed
- Earned his first SEC Player of the Week award after averaging 23.0 ppg and 6.0 rpg and leading the Vols to a pair of wins over Vanderbilt and Texas A&M
- Lifted the Vols to a road win at Vanderbilt (1/9) behind a career-high 37 points on 12-of-20 shooting from the floor, marking the most points by a Vol since SEC Player of the Year Ron Slay scored 38 vs. New Mexico on Jan. 4, 2003
- Dropped 18 points, eight boards and four assists to help the Vols come from behind to beat #17 Kentucky (1/6)
- Paced the Vols in scoring (18.7 ppg), assists (3.0 apg) and blocks (2.0 bpg) while ranking second on the squad in rebounding (7.3 rpg) during the Battle 4 Atlantis tournament
- His 402 total points last season ranked sixth all-time among Tennessee freshmen, trailing Bernard King (661), Allan Houston (609), Tobias Harris (521), Ernie Grunfeld (453) and Chris Lofton (410)
- SEC All-Freshman Team performer notched two 30-point performances last season, making him just the third Vol in history to record multiple 30-point games as a freshman (Bernard King, Allan Houston)

SEASON/CAREER HIGHS

Points

Season 37 at Vanderbilt (1/9/18)
Career Same

Rebounds

Season 12 vs. High Point (11/14/17)
Career 14 at LSU (3/1/17)

Assists

Season 4 (3x), last vs. Kentucky (1/6/18)
Career 6 vs. Kentucky (1/24/17)

Blocks

Season 3 (3x), last at Vanderbilt (1/9/18)
Career 6 at Texas A&M (12/29/16)

Steals

Season 2 (3x), last at Missouri (1/17/18)
Career 4 at South Carolina (2/25/17)

Minutes

Season 35 (3x), last at Missouri (1/17/18)
Career Same

Field Goals Made

Season 12 at Vanderbilt (1/9/18)
Career Same

Field Goals Attempted

Season 20 at Vanderbilt (1/9/18)
Career Same

3-Pt. Field Goals Made

Season 2 vs. Purdue (11/22/17)
Career 2 (2x), last vs. Purdue (11/22/17)

3-Pt. Field Goals Attempted

Season 4 vs. Purdue (11/22/17)
Career 4 (2x), last vs. Purdue (11/22/17)

Free Throws Made

Season 13 at Vanderbilt (1/9/18)
Career Same

Free Throws Attempted

Season 15 at Vanderbilt (1/9/18)
Career Same

2017-18 GAME-BY-GAME STATS

OPPONENT	DATE	St	MIN	FG-FGA	PCT	3FG-FGA	PCT	FT-FTA	PCT	OFF DEF TOT	PF	A	T/O	BLK	STL	PTS
Presbyterian	11/10/17	f	21	4-8	.500	0-2	.000	6-8	.750	1 6 7	4	3	1	0	0	14
High Point	11/14/17	f	25	2-9	.222	0-2	.000	4-6	.667	4 8 12	1	2	2	2	2	8
vs. Purdue	11/22/17	f	30	8-18	.444	2-4	.500	4-4	1.000	4 4 8	4	2	2	1	0	22
vs. Villanova	11/23/17	f	33	9-16	.563	0-1	.000	2-3	.667	3 5 8	5	3	2	2	0	20
vs. NC State	11/24/17	f	27	5-12	.417	0-1	.000	4-8	.500	2 4 6	4	4	0	3	2	14
Mercer	11/29/17	f	30	8-15	.533	0-2	.000	5-6	.833	1 2 3	2	4	2	2	1	21
at Georgia Tech	12/3/17	f	24	5-9	.556	0-0	.000	1-2	.500	1 5 6	5	1	3	2	0	11
Lipscomb	12/9/17	f	27	6-11	.545	0-1	.000	7-7	1.000	2 6 8	3	2	4	3	1	19
North Carolina	12/17/17	f	26	7-15	.467	0-0	.000	1-2	.500	1 3 4	4	0	2	2	1	15
Furman	12/20/17	f	35	7-11	.636	0-0	.000	0-1	.000	4 4 8	2	3	3	1	0	14
at Wake Forest	12/23/17	f	23	4-6	.667	1-2	.500	2-3	.667	0 3 3	3	0	2	0	0	11
at Arkansas	12/30/17	f	34	5-13	.385	0-1	.000	2-4	.500	3 3 6	5	1	2	2	1	12
Auburn	1/2/18	f	33	8-15	.533	0-1	.000	6-9	.667	4 4 8	4	0	3	1	0	22
Kentucky	1/6/18	f	35	7-13	.538	0-0	.000	4-5	.800	4 4 8	4	4	3	1	1	18
at Vanderbilt	1/9/18	f	33	12-20	.600	0-1	.000	13-15	.867	2 5 7	2	2	2	3	0	37
Texas A&M	1/13/18	f	33	3-13	.231	0-0	.000	3-4	.750	2 3 5	2	2	2	1	1	9
at Missouri	1/17/18	f	35	5-12	.417	0-1	.000	5-6	.833	1 4 5	5	1	4	1	2	15
at South Carolina	1/20/18	f	31	4-9	.444	0-1	.000	6-7	.857	0 2 2	1	0	0	2	1	14
Vanderbilt	1/23/18	f	30	3-8	.375	0-0	.000	12-14	.857	1 2 3	3	3	4	0	0	18
at Iowa State	1/27/18	f	29	3-9	.333	0-1	.000	3-5	.600	2 8 10	4	2	2	0	0	9
LSU	1/31/18	f	22	7-13	.538	0-0	.000	2-5	.400	3 3 6	1	3	2	0	1	16
Ole Miss	2/3/18	f	22	6-11	.545	0-0	.000	5-7	.714	0 4 4	3	2	1	0	1	17
at Kentucky	2/6/18															
at Alabama	2/10/18															
South Carolina	2/13/18															
at Georgia	2/17/18															
Florida	2/21/18															
at Ole Miss	2/24/18															
at Mississippi State	2/27/18															
Georgia	3/3/18															

PRODUCTION TRACKER

	Last Season	This Season	Career
Scored 10+ Points	20	19	39
Scored 15+ Points	11	12	23
Scored 20+ Points	3	5	8
Led the Vols in Scoring	9	9	18
Had 5+ Rebounds	21	16	37
Had 10+ Rebounds	5	2	7
Led the Vols in Rebounds	12	7	19
Had Multiple Assists	10	15	25
Had Multiple Steals	7	3	10
Had Multiple Blocks	16	10	26
Led the Vols in Blocks	18	10	28
Had Multiple Dunks	-	2	2



CAREER STATS

	GP-GS	Min	Avg	FG-A	Pct	3FG-A	Pct	FT-A	Pct	Off-Def-Rebs	Avg	PF-FO	Ast	TO	Blk	Stl	Pts	Avg
2016-17	32-29	814	25.4	132-262	.504	12-32	.375	126-189	.667	94-95-189	5.9	105-6	36	62	61	26	402	12.6
2017-18	22-22	638	29.0	128-266	.481	3-21	.143	97-131	.740	45-92-137	6.2	71-4	44	48	29	15	356	16.2
TOTAL	54-51	1452	26.9	260-528	.492	15-53	.283	223-320	.697	139-187-326	6.0	176-10	80	110	90	41	758	14.0

12 BRAD WOODSON

JR Guard | 6-1 | 180 | Kinesiology
Murfreesboro, Tenn. | Riverdale HS



@Bwoodson_12

- Knows how to play every position on the court (assignments, responsibilities, etc.)
- Has appeared in two games this season
- The Iowa State student section led chants of "We Want Brad," "Free Brad," and "Let Brad Loose" during UT's drubbing of the Cyclones (1/27) in the Big 12/SEC Challenge
- Logged a career-high 18 minutes at South Carolina as a freshman
- Was named to the 2015-16 First-Year SEC Academic Honor Roll
- Was a 1,000-point scorer at Riverdale High School, where his father, Kevin, was the varsity head coach
- Earned first-team *Murfreesboro Daily News Journal* All-Area Team honors as a high school senior in 2015 after averaging 15.8 points per game
- Also played third base for Riverdale's varsity baseball team, which won district, region and substate championships when he was a junior in 2014 (32 total wins)
- Had perfect attendance from kindergarten through high school
- Volunteers as a middle school mentor and Sunday school teacher at his church in Knoxville
- Big fan of the Chicago Cubs

SEASON/CAREER HIGHS

Points

Season -
Career 5 vs. Presbyterian (12/6/16)

Rebounds

Season -
Career 3 at South Carolina (2/24/16)

Assists

Season -
Career 1 (4x), last vs. Missouri (2/18/17)

Blocks

Season -
Career 1 vs. Missouri (2/18/17)

Steals

Season -
Career 1 (2x), last vs. Presbyterian (12/6/16)

Minutes

Season 4 vs. Presbyterian (11/10/17)
Career 18 at South Carolina (2/24/16)

Field Goals Made

Season -
Career 1 (4x), last vs. Missouri (2/18/17)

Field Goals Attempted

Season -
Career 5 at South Carolina (2/24/16)

3-Pt. Field Goals Made

Season -
Career 1 (2x), last vs. Presbyterian (12/6/16)

3-Pt. Field Goals Attempted

Season -
Career 5 at South Carolina (2/24/16)

Free Throws Made

Season -
Career 2 (2x), last vs. Presbyterian (12/6/16)

Free Throws Attempted

Season -
Career 2 (2x), last vs. Presbyterian (12/6/16)

2017-18 GAME-BY-GAME STATS

OPPONENT	DATE	St	MIN	FG-FGA	PCT	3FG-FGA	PCT	FT-FTA	PCT	OFF DEF TOT	PF	A	T/O	BLK	STL	PTS
Presbyterian	11/10/17		4	0-0	.000	0-0	.000	0-0	.000	0 0 0	1	0	0	0	0	0
High Point	11/14/17		2	0-2	.000	0-0	.000	0-0	.000	0 0 0	0	0	0	0	0	0
vs. Purdue	11/22/17															
vs. Villanova	11/23/17															
vs. NC State	11/24/17															
Mercer	11/29/17															
at Georgia Tech	12/3/17															
Lipscomb	12/9/17															
North Carolina	12/17/17															
Furman	12/20/17															
at Wake Forest	12/23/17															
at Arkansas	12/30/17															
Auburn	1/2/18															
Kentucky	1/6/18															
at Vanderbilt	1/9/18															
Texas A&M	1/13/18															
at Missouri	1/17/18															
at South Carolina	1/20/18															
Vanderbilt	1/23/18															
at Iowa State	1/27/18															DNP #LetBradLoose
LSU	1/31/18															
Ole Miss	2/3/18															
at Kentucky	2/6/18															
at Alabama	2/10/18															
South Carolina	2/13/18															
at Georgia	2/17/18															
Florida	2/21/18															
at Ole Miss	2/24/18															
at Mississippi State	2/27/18															
Georgia	3/3/18															



CAREER STATS

	GP-GS	Min	Avg	FG-A	Pct	3FG-A	Pct	FT-A	Pct	Off-Def-Rebs	Avg	PF-FO	Ast	TO	Blk	Stl	Pts	Avg
2015-16	10-0	63	6.3	2-14	.143	1-9	.111	2-2	1.000	3-5-8	0.8	6-0	3	2	0	1	7	0.7
2016-17	4-0	11	2.8	2-7	.286	1-4	.250	2-2	1.000	0-0-0	0.0	1-0	1	0	1	1	7	1.8
2017-18	2-0	6	3.0	0-2	.000	0-2	.000	0-0	.000	0-0-0	0.0	1-0	0	0	0	0	0	0.0
TOTAL	16-0	80	5.0	4-23	.174	2-15	.133	4-4	1.000	3-5-8	0.5	8-0	4	2	1	2	14	0.9

▶ THE LAST TIME

LAST TIME A TENNESSEE PLAYER...

Scored 40 Points: 43 by Allan Houston vs. LSU (2/10/90)

Scored 35 Points: 37 by Grant Williams at Vanderbilt (1/9/18)

Scored 30 Points: 37 by Grant Williams at Vanderbilt (1/9/18)

Scored 25 Points: 25 by Lamonté Turner at South Carolina (1/20/18)

Scored 30 Or More Points In Back-To-Back Games:

Chris Lofton with 34 vs. Memphis (12/6/06) and 32 vs. Western Kentucky (12/16/06)

Scored 25 or More Points in Back-To-Back Games:

Kevin Punter Jr. with 26 vs. Vanderbilt (1/20/16) and 36 vs. South Carolina (1/23/16)

Scored 20 or More Points in Five Consecutive Games:

Seven Games: Kevin Punter Jr. with 24 vs. Gardner-Webb (11/22/15), 26 vs. Army West Point (11/24/15), 24 vs. George Washington (12/27/15), 23 vs. Nebraska (11/28/15), 27 at Butler (12/12/15), 24 vs. Florida Atlantic (12/16/15) and 23 vs. Gonzaga (12/19/15)

Grabbed 20 Rebounds: 20 by Jeronne Maymon vs. Memphis (11/22/11)

Grabbed 15 Rebounds: 18 by Jarnell Stokes vs. Mercer (3/23/14)

Grabbed 10 Offensive Rebounds: 10 by Jeronne Maymon vs. NC State (12/18/13)

Made 15 Field Goals: 15 (15-19) by Dyron Nix vs. Tennessee Tech (11/25/88)

Made 10 Field Goals: 12 (12-20) by Grant Williams at Vanderbilt (1/9/18)

Attempted 25 Field Goals: 27 (14-27) by Allan Houston vs. LSU (2/10/90)

Attempted 20 Field Goals: 20 (12-20) by Grant Williams at Vanderbilt (1/9/18)

Made 8 3-pointers: 8 (8-11) by Jordan McRae at Georgia (3/2/13)

Made 7 3-pointers: 7 (7-11) by Lamonté Turner vs. Presbyterian (12/6/16)

Made 6 3-pointers: 6 (6-9) by Lamonté Turner at Iowa State (1/27/18)

Attempted 15 3-pointers: 15 (6-15) by Chris Lofton at Vanderbilt (2/26/08)

Attempted 10 3-pointers: 10 (3-10) by Lamonté Turner at Ole Miss (1/17/17)

Made 15 Free Throws: 16 (16-17) by Jeronne Maymon vs. Memphis (11/22/11)

Made 10 Free Throws: 12 (12-14) by Grant Williams vs. Vanderbilt (1/23/18)

Attempted 20 Free Throws: 23 (22-23) by Bill Justus vs. Ohio (3/17/69)

Attempted 15 Free Throws: 15 (13-15) by Grant Williams at Vanderbilt (1/9/18)

Had 15 Assists: 15 by Fred Jenkins vs. Georgia (2/28/87)

Had 10 Assists: 10 by James Daniel III vs. Mercer (11/29/17)

Had 6 Steals: 6 by Josh Richardson vs. Butler (12/14/14)

Had 5 Steals: 5 by Devon Baulkman vs. Vanderbilt (3/10/16)

Had 5 Blocks: 6 by Grant Williams at Texas A&M (12/29/16)

Played Every Minute Of A Game: 40 minutes by Kevin Punter Jr. at Mississippi State (1/16/16)

Converted A 4-Point Play: Jordan Bowden vs. Vanderbilt (1/23/18)

Hit A Shot At The Buzzer To Send A Game To Overtime:

Robert Hubbs III hit a driving layup as time expired to tie the game 67-67. Tennessee won 76-73 in overtime at Vanderbilt (2/11/15).

Hit A Shot In The Closing Seconds To Send A Game To Overtime:

Lamonté Turner made a 3-pointer vs. Purdue with 5.1 seconds left in regulation, tying the game at 63. Tennessee went on to win, 78-75, in overtime (11/22/17)

Hit A Shot At The Buzzer To Win A Game:

Brian Williams grabbed an offensive rebound off a Tobias Harris missed 3-pointer and sank a four-footer just off the right block at the buzzer to give Tennessee a 59-57 win at Georgia (1/18/11)

Hit A Closing-Seconds Shot To Win A Game:

Scotty Hopson sank a game-winning field goal with his foot on the 3-point line in UT's 61-60 victory over Florida (1/31/10)

Scored 20 or more points in a first half: Jordan McRae (20) vs. South Carolina (2/8/14)

Scored 20 or more points in a second half: Grant Williams (20 of his 37) at Vanderbilt (1/9/18)

Had A Triple-Double: Tyler Smith (12 points, 10 rebounds, 10 assists) vs. UNC Asheville (12/3/08)

The only triple-double in Tennessee basketball history

LAST TIME TENNESSEE...

Scored 110 Points: 124 vs. UNC Asheville (11/17/09)

Scored 105 Points: 105 vs. East Carolina (11/20/09)

Scored 100 Points: 103 vs. Appalachian State (11/15/16)

Allowed 100 Points: 105 vs. Texas (12/23/06, OT)

Scored 60 Points in a Half: 62 (2nd half) vs. East Carolina (11/20/09)

Did Not Score 20+ Points in a Half: 18 (1st half) vs. Vanderbilt (2/22/17)

Grabbed 55 Rebounds: 58 vs. UT Martin (11/18/08)

Grabbed 50 Rebounds: 50 vs. Purdue (11/22/17)

Made 40 Field Goals: 40 (40-70) vs. East Carolina (11/20/09)

Attempted 90 Field Goals: 91 (38-91) vs. LSU (2/10/90)

Attempted 80 Field Goals: 80 (29-80) vs. Purdue (11/22/17)

Attempted 70 Field Goals: 71 (32-71) at Arkansas (12/30/17)

Made 15 3-pointers: 16 (16-33) vs. Presbyterian (12/6/16)

Made 10 3-pointers: 13 (13-29) vs. Ole Miss (2/3/18)

Attempted 35 3-pointers: 39 (13-39) vs. Chattanooga (1/2/12)

Attempted 30 3-pointers: 30 (12-30) at Iowa State (1/27/18)

Made 45 Free Throws: 45 (45-60) vs. George Washington (12/28/00)

Made 40 Free Throws: 45 (45-60) vs. George Washington (12/28/00)

Attempted 55 Free Throws: 60 (45-60) vs. George Washington (12/28/00)

Had 30 Assists: 30 vs. Tusculum (1/4/14)

Had 25 Assists: 27 vs. Ole Miss (2/3/18)

Had 20 Steals: 21 vs. North Carolina A&T (12/23/09)

Had 15 Steals: 15 at Vanderbilt (2/22/11)

Had 12 Blocks: 14 vs. Virginia (12/19/00)

Never trailed in a game: vs. Ole Miss (2/3/18)

Faced a 25-Point Deficit: Trailed 82-55 in second half at South Carolina (2/25/17); lost 82-55

Faced a 20-Point Deficit: Trailed 82-55 in second half at South Carolina (2/25/17); lost 82-55

Faced a 15-Point Deficit: Trailed 40-24 in second half vs. Alabama (3/4/17); won 59-54

Overcame a 20-Point Deficit To Win: Trailed 13-34 in first half, won 84-77 vs. Kentucky (2/2/16)

Overcame a 15-Point Deficit To Win: Trailed 40-24 in second half vs. Alabama (3/4/17); won 59-54

Overcame a 10-Point Deficit To Win: Trailed 45-35 at halftime at Vanderbilt (1/9/18); won 92-84

Overcame a 15-Point Halftime Deficit To Win: Trailed 35-50 at halftime, won 111-105 in overtime vs. Texas (12/23/06)

Overcame a 10-Point Halftime Deficit To Win: Trailed 45-35 at halftime, won 92-84 at Vanderbilt (1/9/18)

Did Not Make A 3-Pointer: 0 (0-8) vs. Duke (11/21/11)
Active 3-point streak: 221 games

Played a Half Without a Committing a Turnover: Second half vs. George Washington (11/27/15)

Had Six Players Score In Double Figures In Same Game:

Robert Hubbs III (16), Lamonté Turner (15), Jordan Bowden (14), Kyle Alexander (13), Grant Williams (13), Shembari Phillips (11) vs. Appalachian State (11/15/16)

Had Seven Players Score In Double Figures In Same Game:

Vincent Yarbrough (18), Charles Hathaway (12), Harris Walker (12), Marcus Haislip (12), Isiah Victor (11), Tony Harris (11), Terrence Woods (11) vs. East Tennessee State (11/19/00)

Had Two Players Record Double-Doubles In Same Game:

Jeronne Maymon (11 pts, 11 rebs) and Jarnell Stokes (26 pts, 14 rebs) vs. UMass (3/21/14)

Tennessee Did Not Have A Player Score in Double Figures:

at Georgetown (11/30/12)

Opponent Did Not Have A Player Score in Double Figures:

vs. South Carolina (3/14/14)

Had Three Players Score 20+ Points In Same Game:

Jordan McRae (21), Josh Richardson (20) and Jarnell Stokes (20) vs. Virginia (12/30/13)

Had Two Players Score 25+ Points In Same Game:

Armani Moore (29) and Kevin Punter Jr. (26) vs. Army West Point (11/24/15)

Tennessee Player Made SportCenter's Top 10 Plays:

Jordan Bowden vs. Tennessee Tech (12/13/16). Alley-oop from Lamonté Turner on in-bounds play; No. 3 play

Tennessee Player was Called for a Technical Foul: Admiral Schofield vs. Vanderbilt (1/23/18)

Tennessee Player was Ejected: Yemi Makanjuola (type-2 flagrant foul) at Vanderbilt (1/24/12)

Tennessee Head Coach was Called for a Technical Foul:

Rick Barnes vs. Kentucky (1/6/18)

Tennessee Head Coach was Ejected: Bruce Pearl vs. College of Charleston (12/31/10)

Opposing Player was Ejected: Trayvon Reed of Auburn (technical foul and a type-1 flagrant foul, 1/31/15)

Opposing Head Coach was Ejected: Mark Fox of Georgia (2/4/12)

► RESULTS

Record:	Overall	Home	Away	Neutral
All Games	17-5	10-2	5-2	2-1
Conference	7-3	5-1	2-2	0-0
Non-Conference	10-2	5-1	3-0	2-1

Date	Time	Opponent	Score	Attendance	High Points	High Rebounds	High Assists
Nov. 11	7 p.m.	Presbyterian (SEC Network+)	W, 88-53	15,047	22 Admiral Schofield	7 Grant Williams	5 John Fulkerson
Nov. 14	7 p.m.	High Point (SEC Network+)	W, 84-53	12,343	16 Jordan Bone 16 Lamonté Turner	12 Grant Williams	10 James Daniel III
Nov. 22	Noon	1-vs. #18 Purdue (ESPN2)	W, 78-75 (OT)	1,306	22 Grant Williams	11 Kyle Alexander	3 Jordan Bone 3 James Daniel III
Nov. 23	12:31 p.m.	1-vs. #5 Villanova (ESPN)	L, 85-76	2,102	20 Grant Williams	8 Grant Williams	5 Lamonté Turner
Nov. 24	2:30 p.m.	1-vs. NC State (ESPN2)	W, 67-58	1,329	14 Grant Williams	13 Kyle Alexander	4 Grant Williams
Nov. 29	7 p.m.	Mercer (SEC Network+)	W, 84-60	13,642	21 Grant Williams	4 Jordan Bowden 4 John Fulkerson	10 James Daniel III
Dec. 3	6 p.m.	at Georgia Tech (ESPNU)	W, 77-70	6,514	24 Lamonté Turner	11 Kyle Alexander	4 Jordan Bone
Dec. 9	2:15 p.m.	Lipscomb (SEC Network)	W, 81-71	14,051	19 Grant Williams	8 Grant Williams	6 Jordan Bone
Dec. 17	3 p.m.	#7 North Carolina (ESPN)	L, 78-73	21,678	15 Grant Williams	9 Lamonté Turner	4 Jordan Bone
Dec. 20	9 p.m.	Furman (SEC Network)	W, 66-61	13,095	21 Jordan Bowden	13 Admiral Schofield	4 James Daniel III
Dec. 23	12:30 p.m.	at Wake Forest (ESPN2)	W, 79-60	11,362	17 Jordan Bowden	6 Admiral Schofield	5 Jordan Bone
Dec. 30	1 p.m.	at Arkansas* (SEC Network)	L, 95-93 (OT)	18,696	21 Jordan Bone	7 Admiral Schofield	5 Jordan Bone
Jan. 2	7 p.m.	Auburn* (ESPNU)	L, 94-84	14,755	25 Lamonté Turner	8 Grant Williams	3 Jordan Bowden
Jan. 6	9 p.m.	#17 Kentucky* (SEC Network)	W, 76-65	21,678	20 Admiral Schofield	9 Admiral Schofield	6 James Daniel III
Jan. 9	9 p.m.	at Vanderbilt* (SEC Network)	W, 92-84	11,510	37 Grant Williams	9 Admiral Schofield	4 James Daniel III
Jan. 13	6 p.m.	Texas A&M* (SEC Network)	W, 75-62	19,612	15 Jordan Bowden	8 Admiral Schofield	4 Jordan Bone
Jan. 17	9 p.m.	at Missouri* (SEC Network)	L, 59-55	15,061	15 Grant Williams	5 Jordan Bowden 5 Admiral Schofield 5 Grant Williams	3 Jordan Bone 3 James Daniel III
Jan. 20	6 p.m.	at South Carolina* (ESPN2)	W, 70-63	18,000	25 Lamonté Turner	6 Lamonté Turner	3 Jordan Bowden 3 Admiral Schofield
Jan. 23	7 p.m.	Vanderbilt* (ESPNU)	W, 67-62	14,127	19 Jordan Bowden	6 Admiral Schofield 6 Derrick Walker	4 James Daniel III
Jan. 27	4 p.m.	2-at Iowa State (ESPNU)	W, 68-45	14,384	20 Lamonté Turner	10 Kyle Alexander 10 Grant Williams	3 Jordan Bone 3 James Daniel III 3 Admiral Schofield
Jan. 31	6:30 p.m.	LSU* (SEC Network)	W, 84-61	13,425	17 James Daniel III	8 Admiral Schofield	8 Jordan Bone
Feb. 3	6 p.m.	Ole Miss* (SEC Network)	W, 94-61	18,316	17 Lamonté Turner 17 Grant Williams	12 Admiral Schofield	6 Jordan Bone
Feb. 6	7 p.m.	at Kentucky* (ESPN)					
Feb. 10	6 p.m.	at Alabama* (SEC Network)					
Feb. 13	9 p.m.	South Carolina* (ESPNU)					
Feb. 17	6 p.m.	at Georgia* (SEC Network)					
Feb. 21	9 p.m.	Florida* (ESPN2)					
Feb. 24	1 p.m.	at Ole Miss* (SEC Network)					
Feb. 27	7 p.m.	at Mississippi State* (SEC Network)					
March 3	6 p.m.	Georgia* (SEC Network)					
March 7, 8 or 9		3-TBD					

1-Bad Boy Mowers Battle 4 Atlantis (Paradise Island, Bahamas)

2-Big 12/SEC Challenge presented by Sonic

3-SEC Tournament (Scottrade Center; St. Louis, Mo.)

* Southeastern Conference Game

Rankings listed are Associated Press

All Times Eastern

► TEAM GAME-BY-GAME STATS

	Date	Result	FG-A	Pct	3FG-A	Pct	FT-A	Pct	Rebounds			PF	Pts	A	TO	Blk	Stl	Min	Pts. at
									O-D-Total										Half
Presbyterian			18-50	.360	8-26	.308	9-14	.643	7-21-28	21	53	12	19	0	3	200	14		
at Tennessee	Nov. 10	W, 88-53	33-58	.569	7-15	.467	15-23	.652	10-29-39	20	88	25	8	4	9	200	46		
High Point			19-57	.333	7-17	.412	8-17	.471	13-18-31	23	53	9	16	4	7	200	13		
at Tennessee	Nov. 14	W, 88-54	27-57	.474	12-27	.444	18-23	.783	16-31-47	20	84	20	17	9	7	200	53		
vs. #18 Purdue			22-59	.373	10-27	.370	21-25	.840	10-31-41	16	75	13	18	4	7	225	31		
Tennessee	Nov. 22	W, 78-75 OT	29-80	.363	9-23	.391	11-12	.917	20-30-50	23	78	14	15	4	8	225	31		
vs. #5 Villanova			23-50	.460	6-17	.353	33-37	.892	12-23-35	24	85	11	17	4	11	200	34		
Tennessee	Nov. 23	L, 85-76	29-64	.453	6-20	.300	12-19	.632	16-16-32	28	76	17	15	3	6	200	46		
vs. NC State			21-55	.382	3-16	.188	13-22	.591	17-26-43	22	58	9	21	1	9	200	23		
Tennessee	Nov. 24	W, 67-58	20-53	.377	8-18	.444	19-28	.679	15-21-36	22	67	14	16	9	13	200	30		
Mercer			17-45	.378	7-17	.412	19-26	.731	12-19-31	19	60	10	20	1	2	200	27		
at Tennessee	Nov. 29	W, 84-60	30-54	.556	13-25	.520	11-14	.786	6-17-23	23	84	26	11	7	7	200	46		
at Georgia Tech			21-54	.389	6-16	.375	22-33	.667	15-21-36	25	70	13	14	1	6	200	29		
Tennessee	Dec. 3	W, 77-70	23-53	.434	8-20	.400	23-27	.852	11-24-35	24	77	15	14	7	5	200	35		
Lipscomb			25-63	.397	7-20	.350	14-17	.824	10-27-37	23	71	12	15	4	5	200	27		
at # 24 Tennessee	Dec. 9	W, 81-71	25-59	.424	7-22	.318	24-30	.800	10-29-39	20	81	22	15	9	5	200	40		
#7 North Carolina			29-67	.433	6-17	.353	14-19	.737	19-25-44	16	78	17	16	2	4	200	32		
at #20 Tennessee	Dec. 17	L, 78-73	25-67	.373	9-25	.360	14-17	.824	18-21-39	23	73	11	13	6	6	200	38		
Furman			23-58	.397	7-27	.259	8-10	.800	7-26-33	18	61	10	13	2	9	200	26		
at #21 Tennessee	Dec. 20	W, 66-61	23-62	.371	5-20	.250	15-24	.625	17-30-47	13	66	17	10	2	7	200	29		
at Wake Forest			20-53	.377	6-17	.353	14-17	.824	13-22-35	21	60	7	20	2	5	200	35		
#21 Tennessee	Dec. 23	W, 79-60	29-56	.518	10-23	.435	11-16	.688	6-23-29	22	79	15	17	4	7	200	36		
at Arkansas			33-61	.541	8-20	.400	21-33	.636	6-28-34	20	95	9	12	7	4	225	31		
#19 Tennessee	Dec. 30	L, 95-93 OT	32-71	.451	11-25	.440	18-26	.692	11-30-41	27	93	17	14	3	5	225	38		
Auburn			30-74	.405	9-31	.290	25-29	.862	22-24-46	29	94	17	10	5	9	200	42		
at #23 Tennessee	Jan. 2	L, 94-84	24-58	.414	6-21	.286	30-37	.811	14-24-38	25	84	14	15	3	3	200	36		
#17 Kentucky			24-52	.462	7-19	.368	10-16	.625	8-22-30	23	65	14	16	4	7	200	37		
at #23 Tennessee	Jan. 6	W, 76-65	25-55	.455	8-22	.364	18-24	.750	12-25-37	16	76	23	12	4	8	200	29		
at Vanderbilt			29-56	.518	11-26	.423	15-22	.682	9-17-26	23	84	14	8	2	3	200	45		
#24 Tennessee	Jan. 9	W, 92-84	30-53	.566	7-13	.538	25-28	.893	8-22-30	22	92	13	8	4	3	200	35		
Texas A&M			24-54	.444	8-20	.400	6-10	.600	6-23-29	16	62	17	17	6	6	200	28		
at #24 Tennessee	Jan. 13	W, 75-62	25-61	.410	5-17	.294	20-23	.870	14-24-38	11	75	16	10	6	10	200	36		
at Missouri			20-48	.417	4-18	.222	15-17	.882	9-22-31	13	59	10	12	2	4	200	27		
#21 Tennessee	Jan. 17	L, 59-55	21-54	.389	5-21	.238	8-13	.615	10-18-28	14	55	9	9	4	9	200	27		
South Carolina			18-49	.367	10-23	.435	17-27	.630	15-16-31	19	63	13	14	1	6	200	30		
at #21 Tennessee	Jan. 20	W, 70-63	23-40	.575	5-11	.455	19-24	.792	4-21-25	21	70	10	13	7	8	200	33		
Vanderbilt			23-57	.404	5-24	.208	11-14	.786	13-24-37	24	62	9	9	3	3	200	15		
at #22 Tennessee	Jan. 23	W, 67-62	19-44	.432	7-13	.538	22-32	.688	8-23-31	16	67	15	9	3	3	200	32		
at Iowa State			17-51	.333	4-17	.235	7-17	.412	8-23-31	14	45	9	11	3	6	200	19		
#22 Tennessee	Jan. 27	W, 68-45	24-62	.387	12-30	.400	8-10	.800	16-33-49	21	68	14	13	1	6	200	31		
LSU			22-56	.393	3-19	.158	14-18	.778	7-22-29	13	61	9	12	4	9	200	31		
at #18 Tennessee	Jan. 31	W, 84-61	33-61	.541	12-25	.480	6-10	.600	9-30-39	14	84	24	14	4	5	200	42		
Ole Miss			21-60	.350	11-25	.440	8-11	.727	17-21-38	19	61	12	17	1	3	200	25		
at #18 Tennessee	Feb. 3	W, 94-61	33-62	.532	13-29	.448	15-19	.789	10-25-35	17	94	27	6	7	11	200	35		
at Kentucky																			
Tennessee	Feb. 6																		
at Alabama																			
Tennessee	Feb. 10																		
South Carolina																			
at Tennessee	Feb. 13																		
at Georgia																			
Tennessee	Feb. 17																		
Florida																			
at Tennessee	Feb. 21																		
at Ole Miss																			
Tennessee	Feb. 24																		
at Mississippi State																			
Tennessee	Feb. 27																		
Georgia																			
at Tennessee	March 3																		
SEC Tournament																			
Tennessee	March 7, 8 or 9																		

Rankings listed are Associated Press

► INDIVIDUAL POINTS-REBOUNDS-ASSISTS

	Kyle Alexander	Jordan Bone	Jordan Bowden	Lucas Campbell	James Daniel III	Chris Darrington	John Fulkerson	Zach Kent	Jalen Johnson	Yves Pons	Admiral Schofield	Lamonté Turner	Derrick Walker	Grant Williams	Brad Woodson
Presbyterian	4-4-0	9-0-4	15-5-2	3-0-2	2-3-2	4-0-3	4-5-5	4-2-0	2-2-1	0-0-0	22-5-1	0-3-2	5-1-0	14-7-3	0-0-0
High Point	3-7-0	16-4-2	8-4-0	0-1-0	4-0-10	7-1-2	8-3-0	0-1-0	0-0-0	INJ	14-6-2	16-0-1	0-5-1	8-12-2	0-0-0
vs. #18 Purdue	13-11-1	4-2-3	4-3-1	DNP	2-0-3	4-2-1	0-0-0	DNP	DNP	0-0-0	10-7-1	17-5-2	2-2-0	22-8-2	DNP
vs. #5 Villanova	4-7-0	4-2-4	9-2-3	DNP	10-1-1	2-1-0	7-1-0	DNP	DNP	INJ	16-3-1	4-2-5	0-1-0	20-8-3	DNP
vs. NC State	8-13-0	13-2-2	10-3-3	DNP	9-2-2	6-0-0	0-2-0	DNP	DNP	0-1-0	0-1-1	5-2-2	2-2-0	14-6-4	DNP
Mercer	1-3-1	2-0-4	18-4-2	DNP	9-2-10	7-0-1	0-4-2	DNP	1-1-0	4-0-0	10-3-0	9-1-2	2-2-0	21-3-4	DNP
at Georgia Tech	7-11-0	6-0-4	10-3-2	DNP	3-0-2	4-0-1	0-1-1	DNP	DNP	DNP	10-5-2	24-3-2	2-3-0	11-6-1	DNP
Lipscomb	6-3-1	5-1-6	8-3-2	DNP	12-4-2	11-3-5	0-1-0	DNP	DNP	0-0-0	13-6-1	7-3-3	0-2-0	19-8-2	DNP
#7 North Carolina	5-4-0	10-4-4	12-3-1	DNP	14-2-3	3-0-1	2-4-1	DNP	DNP	DNP	10-2-0	2-9-1	0-2-0	15-4-0	DNP
Furman	2-4-0	1-0-1	21-6-3	DNP	8-1-4	0-1-1	4-3-0	DNP	DNP	DNP	12-13-3	4-7-2	0-0-0	14-8-3	DNP
at Wake Forest	11-4-3	12-0-5	17-3-1	DNP	3-2-1	2-0-0	1-0-0	DNP	0-0-0	0-0-0	14-6-1	5-5-2	3-3-2	11-3-0	DNP
at Arkansas	4-6-0	21-6-5	7-2-2	DNP	17-2-4	4-1-0	0-2-1	DNP	DNP	DNP	16-7-1	10-2-2	2-3-1	12-6-1	DNP
Auburn	2-6-2	18-2-2	1-6-3	DNP	0-1-2	3-1-2	0-0-0	DNP	DNP	DNP	13-6-2	25-4-1	0-2-0	22-8-0	DNP
#17 Kentucky	9-5-0	5-0-1	7-3-0	DNP	3-3-6	DNP	3-3-3	DNP	DNP	DNP	20-9-4	11-4-5	0-0-0	18-8-4	DNP
at Vanderbilt	0-0-0	8-3-2	12-3-2	DNP	7-1-4	0-0-0	0-1-1	DNP	DNP	ILLNESS	22-9-1	6-3-1	0-0-0	37-7-2	DNP
Texas A&M	14-6-1	10-3-4	15-6-1	DNP	4-0-3	DNP	4-1-0	DNP	0-1-2	DNP	12-8-3	7-2-0	0-2-0	9-5-2	DNP
at Missouri	12-4-0	1-2-3	2-5-1	DNP	7-4-3	0-0-0	0-0-0	DNP	0-0-1	DNP	11-5-0	3-0-0	4-1-0	15-5-1	DNP
at South Carolina	3-3-0	2-1-1	0-0-3	DNP	2-0-1	0-2-0	DNP	DNP	DNP	2-2-0	12-4-3	25-6-2	10-4-0	14-2-0	DNP
Vanderbilt	6-5-0	2-3-3	19-2-0	DNP	3-1-4	DNP	DNP	DNP	DNP	0-0-0	7-6-2	7-3-3	5-6-0	18-3-3	DNP
at Iowa State	4-10-0	2-5-3	7-3-1	DNP	16-3-3	0-1-0	0-1-0	DNP	DNP	0-0-0	10-7-3	20-5-2	0-0-0	9-10-2	DNP
LSU	4-5-2	12-4-8	2-5-1	DNP	17-1-4	3-0-0	4-0-0	DNP	3-0-0	0-1-0	6-8-2	12-1-2	5-6-2	16-6-3	DNP
Ole Miss	14-6-0	3-2-6	10-3-5	DNP	3-0-5	0-0-0	4-0-1	DNP	6-2-1	3-1-2	15-12-1	17-2-4	2-2-0	17-4-2	DNP
at Kentucky															
at Alabama															
South Carolina															
at Georgia															
Florida															
at Ole Miss															
at Mississippi State															
Georgia															
SEC Tournament															

Rankings listed are Associated Press

GAME-BY-GAME STARTERS

OPPONENT	1	2	3	4	5	OPPONENT	1	2	3	4	5
Presbyterian	Daniel III	Bowden	Schofield	Williams	Alexander	LSU	Bone	Bowden	Schofield	Williams	Alexander
High Point	Bone	Bowden	Schofield	Williams	Alexander	Ole Miss	Bone	Bowden	Schofield	Williams	Alexander
vs. #18 Purdue	Bone	Bowden	Schofield	Williams	Alexander	at Kentucky					
vs. #5 Villanova	Bone	Bowden	Schofield	Williams	Alexander	at Alabama					
vs. NC State	Bone	Bowden	Schofield	Williams	Alexander	South Carolina					
Mercer	Daniel	Bone	Bowden	Williams	Alexander	at Georgia					
at Georgia Tech	Bone	Bowden	Schofield	Williams	Alexander	Florida					
Lipscomb	Bone	Bowden	Schofield	Williams	Alexander	at Ole Miss					
#7 North Carolina	Bone	Bowden	Schofield	Williams	Alexander	at Mississippi State					
Furman	Bone	Bowden	Schofield	Williams	Alexander	Georgia					
at Wake Forest	Bone	Bowden	Schofield	Williams	Alexander	SEC Tournament					
at Arkansas	Bone	Bowden	Schofield	Williams	Alexander						
Auburn	Bone	Bowden	Schofield	Williams	Alexander						
#17 Kentucky	Bone	Bowden	Schofield	Williams	Alexander						
at Vanderbilt	Bone	Bowden	Schofield	Williams	Alexander						
Texas A&M	Bone	Bowden	Schofield	Williams	Alexander						
at Missouri	Bone	Bowden	Schofield	Williams	Alexander						
at South Carolina	Bone	Bowden	Schofield	Williams	Alexander						
Vanderbilt	Bone	Bowden	Schofield	Williams	Alexander						
at Iowa State	Bone	Bowden	Schofield	Williams	Alexander						

► HIGHS & LOWS

Individual Category	Tennessee	Opponent
Points	37 by Grant Williams at Vanderbilt (1/9/18)	33 by Daryl Macon, Arkansas (12/30/17)
Points (Half)	20 (2nd half) by Grant Williams at Vanderbilt (1/9/18) 20 (2nd half) by Lamonté Turner vs. Auburn (1/2/18)	25 (2nd half) by Riley LaChance, Vanderbilt (1/23/18)
Field Goals Made	12 by Grant Williams at Vanderbilt (1/9/18)	10 three times, last by Macon and Barford, Arkansas (12/20/17)
Field Goals Attempted	20 by Grant Williams at Vanderbilt (1/9/18)	19 by Joel Berry II, North Carolina (12/17/17)
Field Goal Percentage (min. 5 made)	1.000 (6-6) by Kyle Alexander at Missouri (1/17/18)	.750 (6-8) by D. Gafford, Arkansas and PJ Washington, UK
3-Pointers Made	6 by Lamonté Turner at Iowa State (1/27/18)	5 by Daryl Macon, Arkansas (12/30/17)
3-Pointers Attempted	9 by James Daniel III vs. Lipscomb (12/9/17)	12 by Bryce Brown, Auburn (1/2/18)
3-Point Percentage (min. 2 made)	1.000 (5-5) by Jordan Bowden at Wake Forest (12/23/17)	1.000 (2-2) Ethan Stair, Mercer (11/29/17)
Free Throws Made	13 by Grant Williams at Vanderbilt (1/9/18) 13 by Lamonté Turner vs. Auburn (1/2/18)	10 by Jared Harper, Auburn (1/2/18)
Free Throws Attempted	15 by Grant Williams 10 by Jared Harper, Auburn (1/2/18)	11 by Jared Harper, Auburn (1/2/18)
Free Throw Percentage (min. 3 made)	1.000 (13-13) by Lamonté Turner vs. Auburn (1/2/18)	1.000 (9-9) Jalen Brunson, Villanova (11/23/17)
Offensive Rebounds	7 by Kyle Alexander vs. NC State (11/24/17)	5 several times, last by Bruce Stevens, Ole Miss (2/3/18)
Defensive Rebounds	11 by Admiral Schofield vs. Furman (12/20/17)	11 by Eli Pepper, Lipscomb (12/9/17)
Total Rebounds	13 by K. Alexander vs. NC State and A. Schofield vs. Furman	15 by Eli Pepper, Lipscomb, 12/9/17)
Assists	10 by James Daniel III vs. Mercer (11/29/17) 10 by James Daniel III vs. High Point (11/14/17)	8 by Theo Pinson, North Carolina (12/17/17)
Blocks	4 by Kyle Alexander 3x, last vs. Ole Miss (2/3/18)	5 by Daniel Gafford, Arkansas (12/30/17)
Steals	4 by Schofield vs. UK (1/6/18) and Daniel vs. Ole Miss (2/3/18)	3 several times, last by PJ Washington, Kentucky (1/6/18)
Minutes Played	38 by Jordan Bone at Arkansas (12/30/17)	42 by Anton Beard, Arkansas (12/30/17)

Team Category	Tennessee	Opponent
Points	94 vs. Ole Miss (2/3/18)	95 by Arkansas (12/30/17)
Low	55 at Missouri (1/17/18)	45 by Iowa State (1/27/18)
Points (Half)	59 (2nd half) vs. Ole Miss (2/3/18)	52 (2nd half) by Auburn (1/2/18)
Low	27 (1st half) at Missouri (1/17/18)	13 (1st half) by High Point (11/14/17)
Field Goals Made	33 vs. Presbyterian, LSU and Ole Miss	33 by Arkansas (12/30/17)
Low	19 vs. Vanderbilt (1/23/18)	17 by Mercer (11/29/17)
Field Goals Attempted	80 vs. Purdue (11/22/17)	74 by Auburn (1/2/18)
Low	40 at South Carolina (1/20/18)	45 by Mercer (11/29/17)
Field Goal Percentage	.575 at South Carolina (1/20/18)	.541 (33-61) by Arkansas (12/30/17)
Low	.300 vs. Villanova (11/23/17)	.333 (19-57) by High Point (11/14/17) and Iowa State (1/27/18)
3-Pointers Made	13 vs. Mercer (11/29/17) and vs. Ole Miss (2/3/18)	11 by Vanderbilt (1/9/18) and Ole Miss (2/3/18)
Low	5 vs. Furman, Texas A&M and at Missouri	3 by NC State (11/24/17) and by LSU (1/31/18)
3-Pointers Attempted	30 at Iowa State (1/27/18)	31 by Auburn (1/2/18)
Low	13 at Vanderbilt (1/9/18)	16 by Georgia Tech (12/3/17) and NC State (11/24/17)
3-Point Percentage	.538 (7-13) at Vanderbilt (1/9/18) and vs. Vanderbilt (1/23/18)	.440 (11-25) by Ole Miss (2/3/18)
Low	.238 (5-21) at Missouri (1/17/18)	.158 (3-19) by LSU (1/31/18)
Free Throws Made	30 vs. Auburn (1/2/18)	33 by Villanova (11/23/17)
Low	6 vs. LSU (1/31/18)	6 by Texas A&M (1/13/18)
Free Throws Attempted	37 vs. Auburn (1/2/18)	37 by Villanova (11/23/17)
Low	10 at Iowa State (1/27/18) and vs. LSU (1/31/18)	10 by Furman (12/20/17)
Free Throw Percentage	.917 (11-12) vs. Purdue (11/22/17)	.892 (33-37) by Villanova (11/23/17)
Low	.600 (6-10) vs. LSU (1/31/18)	.412 (7-17) by Iowa State (1/27/18)
Personal Fouls	27 at Arkansas (12/30/17)	29 by Auburn (1/2/18)
Low	11 vs. Texas A&M (1/13/18)	13 by Missouri (1/17/18) and by LSU (1/31/18)
Total Rebounds	50 vs. Purdue (11/22/17)	46 by Auburn (1/2/18)
Low	23 vs. Mercer (11/29/17)	26 by Vanderbilt (1/9/18)
Offensive Rebounds	20 vs. Purdue (11/22/17)	22 by Auburn (1/2/18)
Low	4 at South Carolina (1/20/18)	6 by Arkansas (12/30/17) and Texas A&M (1/13/18)
Assists	27 vs. Ole Miss (2/3/18)	17 by North Carolina, Auburn and Texas A&M
Low	9 at Missouri (1/17/18)	7 by Wake Forest (12/23/17)
Turnovers	17 vs. High Point (11/14/17) and at Wake Forest (12/23/17)	21 by NC State (11/24/17)
Low	6 vs. Ole Miss (2/3/18)	8 by Vanderbilt (1/9/18)
Blocks	9 vs. NC State (11/24/17) and vs. Lipscomb (12/9/17)	7 by Arkansas (12/30/17)
Low	1 at Iowa State (1/27/18)	0 by Presbyterian (11/10/17)
Steals	13 vs. NC State (11/24/17)	9 by NC State, Furman, Auburn and LSU
Low	3, 3x (last vs. Vanderbilt [1/23/18])	2 by Mercer (11/29/17)

► SUPERLATIVES

ATTENDANCE SUMMARY

	Games	Totals	Average
Home	12	191,769	15,981
Away	7	95,527	13,647
Neutral	3	4,737	1,579
Total	22	292,033	13,274

■ UT's RECORD WHEN...

Leading at halftime	13-3
Trailing at halftime	2-1
Tied at halftime	1-1
Leading with 10:00 remaining	14-4
Trailing with 10:00 remaining	2-1
Tied with 10:00 remaining	0-0
Leading with 5:00 remaining	14-2
Trailing with 5:00 remaining	1-3
Tied with 5:00 remaining	1-0
In Overtime	1-1
Tennessee out-rebounds opponent	10-2
Tennessee is out-rebounded	6-3
Same amount of rebounds	0-0
Tennessee commits more turnovers	3-2
Opponent commits more turnovers	10-3
Same amount of turnovers	3-0
Tennessee shoots 50 percent or better	7-0
Opponent shoots 50 percent or better	1-1
Tennessee shoots less than 50 percent	9-5
Opponent shoots less than 50 percent	15-4
Tennessee shoots better than opponent	11-1
Opponent shoots better than Tennessee	5-4
Same shooting percentage	0-0
Tennessee has more free-throw attempts	9-1
Opponent has more free-throw attempts	7-4
Same amount of free-throw attempts	0-0
Tennessee bench outscores opponent bench	11-3
Opponent bench outscores Tennessee bench	5-2
Benches score the same	0-0
Tennessee scores less than 50	0-0
Tennessee scores between 50-59	0-1
Tennessee scores between 60-69	3-0
Tennessee scores between 70-79	6-2
Tennessee scores between 80-89	5-1
Tennessee scores between 90-99	2-1
Tennessee scores 100 or more	0-0
Opponent scores less than 50	1-0
Opponent scores between 50-59	3-1
Opponent scores between 60-69	8-0
Opponent scores between 70-79	3-1
Opponent scores between 80-89	1-1
Opponent scores between 90-99	0-2
Opponent scores 100 or more	0-0
In November	5-1
In December	4-2
In January	6-2
In February	1-0
In March	0-0
On Monday	0-0
On Tuesday	2-1
On Wednesday	4-1
On Thursday	0-1
On Friday	2-0
On Saturday	7-1
On Sunday	1-1

Starting Lineups (listed in order of positions, 1-5)

W-L

15-5	Bone, Bowden, Schofield, Williams, Alexander
1-0	Daniel III, Bowden, Schofield, Williams, Alexander
1-0	Daniel III, Bone, Bowden, Williams, Alexander

Margin of Victory/Defeat

	1	2	3	4	5	6	7	8	9	10	11-15	16-19	20-24	25+
Wins	-	-	1	-	2	-	2	1	1	1	2	1	3	3
Losses	-	1	-	1	1	-	-	-	1	1	-	-	-	-

Most First Half Points

Tennessee	53	vs. High Point (11/14)
Opponents	45	Vanderbilt (1/9)

Fewest First Half Points

Tennessee	27	at Missouri (1/17)
Opponents	13	High Point (11/114)

Largest Halftime Lead

Tennessee	39	vs. High Point (11/14)
Opponents	10	Vanderbilt (1/9)

Jump Balls Controlled

Tennessee	15
Opponents	8

How Scored First Points

Lay-up	7
3-Pointer	5
Hook/Over Shoulder	3
Jump Shot	3
Tip-in	2
Dunk	1
Free Throw	1

Scored UT's First Points

Grant Williams	7
Kyle Alexander	5
Jordan Bowden	4
Jordan Bone	3
Admiral Schofield	2
James Daniel	1

First Off UT Bench*

John Fulkerson	13
James Daniel III	11
Lamonté Turner	10
Derrick Walker	5
Chris Darrington	4
Yves Pons	2
Jordan Bone	1
Admiral Schofield	1

* includes multiple subs

Dunks Sea Car

Kyle Alexander	18	28
Grant Williams	12	21
Admiral Schofield	6	17
Yves Pons	3	3
Derrick Walker	3	3
Jordan Bowden	2	9
John Fulkerson	2	5
Jordan Bone	1	1
Lamonté Turner	1	1

Points Leader* Sea Car

Grant Williams	9	18
Lamonté Turner	6	9
Jordan Bowden	4	4
Jordan Bone	2	6
Admiral Schofield	2	5
James Daniel	1	1

Reb. Leader* Sea Car

Admiral Schofield	10	18
Grant Williams	6	18
Kyle Alexander	5	14
Lamonté Turner	3	3
Jordan Bowden	2	3
John Fulkerson	1	4
Derrick Walker	1	1
Jordan Bone	-	1

Assists Leader* Sea Car

Jordan Bone	11	20
James Daniel III	9	9
Jordan Bowden	2	5
Admiral Schofield	2	6
John Fulkerson	1	2
Lamonté Turner	1	12
Grant Williams	1	6

Steals Leader* Sea Car

Admiral Schofield	9	16
Jordan Bowden	7	17
James Daniel	7	7
John Fulkerson	6	9
Lamonté Turner	6	12
Kyle Alexander	4	6
Jordan Bone	4	8
Yves Pons	2	2
Grant Williams	2	10
Chris Darrington	1	1
Brad Woodson	-	1

Most Second Half Points

Tennessee	59	vs. Ole Miss (2/3)
Opponents	52	Auburn (1/2)

Fewest Second Half Points

Tennessee	28	at Missouri (1/17)
Opponents	25	Wake Forest (12/23)

Largest Margin of Victory

Tennessee	35	vs. Presbyterian (11/10)
Opponents	10	Auburn (1/2)

Blocks Leader* Sea Car

Kyle Alexander	15	36
Grant Williams	10	28
John Fulkerson	3	5
Admiral Schofield	3	7
Jordan Bowden	1	3
James Daniel III	1	1
Derrick Walker	1	1
Lamonté Turner	-	1
Brad Woodson	-	1

10+ Points Sea Car

Admiral Schofield	19	40
Grant Williams	19	39
Jordan Bowden	11	20
Lamonté Turner	10	21
Jordan Bone	8	13
James Daniel	6	6
Kyle Alexander	5	6
Chris Darrington	1	1
Derrick Walker	1	1
John Fulkerson	-	2

20+ Points Sea Car

Grant Williams	5	8
Lamonté Turner	4	5
Admiral Schofield	3	4
Jordan Bowden	1	2
Jordan Bone	-	2

30+ Points Sea Car

Grant Williams	1	3
----------------	---	---

10+ Rebounds Sea Car

Kyle Alexander	4	4
Admiral Schofield	2	4
Grant Williams	2	7
John Fulkerson	-	1

10+ Assists Sea Car

James Daniel III	2	2
------------------	---	---

Double-Doubles Sea Car

Admiral Schofield	2	3
Kyle Alexander	1	1
Grant Williams	-	4
John Fulkerson	-	1

Charges Drawn Sea Car

James Daniel III	8	8
Kyle Alexander	6	15
Admiral Schofield	5	22
Lamonté Turner	4	6
Grant Williams	4	12
Chris Darrington	2	2
John Fulkerson	-	1

Floor Burns Sea Car

(Diving Efforts)	16	40
Kyle Alexander	16	40
James Daniel III	9	9
Admiral Schofield	8	29
Grant Williams	8	19
Jordan Bowden	7	11
Derrick Walker	7	7
John Fulkerson	6	10
Chris Darrington	3	3
Lamonté Turner	3	9
Jordan Bone	2	5
Yves Pons	1	1
Brad Woodson	-	1

Free Throws in Final Four Minutes*

Jordan Bowden	14-14
Chris Darrington	4-4
Kyle Alexander	2-2
John Fulkerson	2-2
Lamonté Turner	20-22
Admiral Schofield	10-11
James Daniel	5-6
Jordan Bone	12-15
Grant Williams	16-20
James Daniel	1-2
Jalen Johnson	1-2
Derrick Walker	1-2

* Includes all ties
^ also includes all of OT

BOX SCORES

Official Basketball Box Score -- Game Totals -- Final Statistics Presbyterian vs Tennessee 11/10/17 7:01 p.m. at Knoxville, Tenn. (Thompson-Boling Arena)

Presbyterian 53 • 0-1		Tennessee 78 • 3-0	
##	Player	Total	3-Ptr
FG	FGA	FG	FGA
15	Lewis, Francois	4-8	2-5
02	Withers, Jaron	2-2	0-0
05	Bell, Davon	6-10	2-2
14	Dillard, Reggie	6-7	0-0
25	Younger, J.C.	3-11	1-6
02	Nelson, Montenia	0-2	0-1
03	Crouch, Romeo	0-1	0-0
11	Tete, Armel	0-1	0-0
12	Osui, Stephen	0-0	0-0
21	Miller, Jovontae	0-1	0-0
23	Arroyo, Ruben	2-4	1-3
32	Kay, Ethan	2-3	2-2
Team			
Totals		18-50	8-26
FG % 1st Half:		6-23	26.1%
FG % 1st Half:		2-11	18.2%
FG % 1st Half:		0-2	0.0%
2nd Half:		12-27	44.4%
2nd Half:		6-15	40.0%
2nd Half:		0-0	0.0%
Games:		18-50	36.0%
Games:		8-26	30.8%
Games:		9-14	64.3%

Tennessee 88 • 1-0		Purdue 75 • 4-1	
##	Player	Total	3-Ptr
FG	FGA	FG	FGA
02	Williams, Grant	1-4	0-2
05	Schofield, Admiral	8-12	2-3
11	Alexander, Kyle	7-23	0-0
09	Bone, Jordan	1-1	0-0
23	Bowden, Jordan	6-7	3-3
01	Daniel, James	2-5	1-1
01	Turner, Lamonte	0-2	0-0
04	Fleischer, Jacob	0-0	0-0
12	Fulkerson, John	2-4	0-0
12	Woodson, Brad	0-0	0-0
13	Johnson, Jalen	1-2	0-1
15	Walker, Derrick	0-0	0-0
24	Campbell, Lucas	1-1	1-1
22	Darrington, Chris	0-0	0-0
33	Kent, Zach	2-5	0-1
35	Pons, Yves	0-1	0-0
Team			
Totals		33-58	7-15
FG % 1st Half:		17-30	56.7%
FG % 1st Half:		4-7	57.1%
FG % 1st Half:		8-13	61.5%
2nd Half:		16-28	57.1%
2nd Half:		3-7	42.9%
2nd Half:		7-10	70.0%
Games:		33-58	56.9%
Games:		7-15	46.7%
Games:		12-23	65.2%

Technical: Tony Henderson, Rob Rork, Hunter Allen
 Official: Presbyterians, Tennessee-NC
 Attendance: 15047
 2017 Battle 4 Atlanta Campus Site Game

Score by periods	1st	2nd	Total
Presbyterian	14	39	53
Tennessee	46	42	88

Points	In	Off	2nd	Fast	Bench
PERIOD	PERIOD	PERIOD	PERIOD	PERIOD	PERIOD
PRESEBY	20	10	5	8	14
UT	38	16	7	18	31

- Tennessee used a 28-0 run in the first half to fuel its way to an 88-53 victory over Presbyterian in its season-opener on Nov. 10, 2017, at Thompson-Boling Arena in front of 15,047 fans.
- After Presbyterian scored the opening basket of the game, the Vols did not yield a point over the next nine minutes to help build a 46-14 lead going into halftime. UT also kept the Blue Hoes scoreless over the final 2:11 of the opening frame while holding them to 26 percent shooting.
- Jordan Bowden led the way offensively for the Vols in the first half, shooting a perfect 6-6 from the field and 3-0-3 from 3-point range. Bowden finished with 15 points and five rebounds.
- Admiral Schofield went for a game-high and career-high 22 points on 8-of-12 shooting while posting five rebounds. Grant Williams added 14 points and a team-high seven boards.
- Redshirt freshman forward John Fulkerson dished out a team-high five assists in his first action since suffering a season-ending injury in Tennessee's 10th game last season (Dec. 15, 2016).
- The victory marked the 400th home win of UT head coach Rick Barnes' 31-year career.

Official Basketball Box Score -- Game Totals -- Final Statistics Tennessee vs Purdue 11/22/17 12 p.m. at Imperial Arena, Paradise Island, Bahamas

Tennessee 78 • 3-0		Purdue 75 • 4-1	
##	Player	Total	3-Ptr
FG	FGA	FG	FGA
02	Williams, Grant	1-4	0-2
05	Schofield, Admiral	8-12	2-3
11	Alexander, Kyle	7-23	0-0
09	Bone, Jordan	1-1	0-0
23	Bowden, Jordan	6-7	3-3
01	Daniel, James	2-5	1-1
01	Turner, Lamonte	0-2	0-0
04	Fleischer, Jacob	0-0	0-0
12	Fulkerson, John	2-4	0-0
12	Woodson, Brad	0-0	0-0
13	Johnson, Jalen	1-2	0-1
15	Walker, Derrick	0-0	0-0
24	Campbell, Lucas	1-1	1-1
22	Darrington, Chris	0-0	0-0
33	Kent, Zach	2-5	0-1
35	Pons, Yves	0-1	0-0
Team			
Totals		33-58	7-15
FG % 1st Half:		17-30	56.7%
FG % 1st Half:		4-7	57.1%
FG % 1st Half:		8-13	61.5%
2nd Half:		16-28	57.1%
2nd Half:		3-7	42.9%
2nd Half:		7-10	70.0%
Games:		33-58	56.9%
Games:		7-15	46.7%
Games:		12-23	65.2%

Tennessee 78 • 3-0		Purdue 75 • 4-1	
##	Player	Total	3-Ptr
FG	FGA	FG	FGA
02	Williams, Grant	1-4	0-2
05	Schofield, Admiral	8-12	2-3
11	Alexander, Kyle	7-23	0-0
09	Bone, Jordan	1-1	0-0
23	Bowden, Jordan	6-7	3-3
01	Daniel, James	2-5	1-1
01	Turner, Lamonte	0-2	0-0
04	Fleischer, Jacob	0-0	0-0
12	Fulkerson, John	2-4	0-0
12	Woodson, Brad	0-0	0-0
13	Johnson, Jalen	1-2	0-1
15	Walker, Derrick	0-0	0-0
24	Campbell, Lucas	1-1	1-1
22	Darrington, Chris	0-0	0-0
33	Kent, Zach	2-5	0-1
35	Pons, Yves	0-1	0-0
Team			
Totals		33-58	7-15
FG % 1st Half:		17-30	56.7%
FG % 1st Half:		4-7	57.1%
FG % 1st Half:		8-13	61.5%
2nd Half:		16-28	57.1%
2nd Half:		3-7	42.9%
2nd Half:		7-10	70.0%
Games:		33-58	56.9%
Games:		7-15	46.7%
Games:		12-23	65.2%

Technical: Mike Roberts, Darron George, Clarence Armstrong
 Official: Tennessee-NC State-NC
 Attendance: 1329
 2017 Bad Boy Motors Battle 4 Atlanta - Game 1

Score by periods	1st	2nd	Total
Tennessee	21	57	78
Purdue	31	44	75

Points	In	Off	2nd	Fast	Bench
PERIOD	PERIOD	PERIOD	PERIOD	PERIOD	PERIOD
TENNESSEE	38	20	2	25	4
PURDUE	24	16	7	12	15

- A pair of late rallies lifted Tennessee to a 78-75, overtime victory over No. 18 Purdue in the opening game of the Battle 4 Atlanta on Nov. 22, 2017.
- The Vols got 22 points from sophomore Grant Williams—all of which came after halftime—while junior Kyle Alexander turned in his first career double-double with 13 points and 11 rebounds. Lamonté Turner (17 points) and Admiral Schofield (10) also finished in double figures.
- Trailing 73-68 with 2:45 remaining in overtime, Tennessee used a 10-2 run over the final minutes to clutch its first win over a top-25 non-conference opponent since Dec. 14, 2014, when UT defeated No. 15 Butler.
- After back-to-back buckets by Williams to draw the Vols within one, Purdue turned the ball over, giving UT possession with 1:04 left. Tennessee got the ball in and found Williams near the top of the key. He worked his way down low and—following a double team by the Boilermakers—passed off to Alexander in the paint for a wide-open dunk to take the lead.
- A basket from Purdue's Isaac Haas put the Boilermakers back in front, but Williams responded with another score under 16 seconds left to put the Vols up for good.
- Purdue got a final look with under 10 seconds remaining, but the shot bounced off the rim and was corralled by Schofield. James Daniel III then went to the foul line and added two free throws to seal the victory.
- Despite Purdue having two seven-footers, the Vols out-rebounded them, 50-41.

Official Basketball Box Score -- Game Totals -- Final Statistics NC State vs Tennessee 11/24/17 2:31 p.m. at Imperial Arena, Paradise Island, Bahamas

NC State 58 • 5-2		Tennessee 78 • 3-0	
##	Player	Total	3-Ptr
FG	FGA	FG	FGA
02	Williams, Grant	1-4	0-2
05	Schofield, Admiral	8-12	2-3
11	Alexander, Kyle	7-23	0-0
09	Bone, Jordan	1-1	0-0
23	Bowden, Jordan	6-7	3-3
01	Daniel, James	2-5	1-1
01	Turner, Lamonte	0-2	0-0
04	Fleischer, Jacob	0-0	0-0
12	Fulkerson, John	2-4	0-0
12	Woodson, Brad	0-0	0-0
13	Johnson, Jalen	1-2	0-1
15	Walker, Derrick	0-0	0-0
24	Campbell, Lucas	1-1	1-1
22	Darrington, Chris	0-0	0-0
33	Kent, Zach	2-5	0-1
35	Pons, Yves	0-1	0-0
Team			
Totals		33-58	7-15
FG % 1st Half:		17-30	56.7%
FG % 1st Half:		4-7	57.1%
FG % 1st Half:		8-13	61.5%
2nd Half:		16-28	57.1%
2nd Half:		3-7	42.9%
2nd Half:		7-10	70.0%
Games:		33-58	56.9%
Games:		7-15	46.7%
Games:		12-23	65.2%

NC State 58 • 5-2		Tennessee 78 • 3-0	
##	Player	Total	3-Ptr
FG	FGA	FG	FGA
02	Williams, Grant	1-4	0-2
05	Schofield, Admiral	8-12	2-3
11	Alexander, Kyle	7-23	0-0
09	Bone, Jordan	1-1	0-0
23	Bowden, Jordan	6-7	3-3
01	Daniel, James	2-5	1-1
01	Turner, Lamonte	0-2	0-0
04	Fleischer, Jacob	0-0	0-0
12	Fulkerson, John	2-4	0-0
12	Woodson, Brad	0-0	0-0
13	Johnson, Jalen	1-2	0-1
15	Walker, Derrick	0-0	0-0
24	Campbell, Lucas	1-1	1-1
22	Darrington, Chris	0-0	0-0
33	Kent, Zach	2-5	0-1
35	Pons, Yves	0-1	0-0
Team			
Totals		33-58	7-15
FG % 1st Half:		17-30	56.7%
FG % 1st Half:		4-7	57.1%
FG % 1st Half:		8-13	61.5%
2nd Half:		16-28	57.1%
2nd Half:		3-7	42.9%
2nd Half:		7-10	70.0%
Games:		33-58	56.9%
Games:		7-15	46.7%
Games:		12-23	65.2%

Technical: James Luckie, Clarence Armstrong, Lamar Simpson
 Official: Tennessee-NC State-NC
 Attendance: 1329
 2017 Bad Boy Motors Battle 4 Atlanta - Consolation Game

Score by periods	1st	2nd	Total
NC State	27	31	58
Tennessee	30	47	77

Points	In	Off	2nd	Fast	Bench
PERIOD	PERIOD	PERIOD	PERIOD	PERIOD	PERIOD
NC STATE	38	20	2	25	4
TENNESSEE	24	16	7	12	15

- Tennessee overcame a sluggish first half to hold off NC State, 67-58, on Nov. 24, 2017, to claim a third-place finish at the 2017 Battle 4 Atlanta.
- A trio of sophomores led the Vols in the scoring column, with Grant Williams notching a team-high 14 points while Jordan Bone and Jordan Bowden added 13 and 10, respectively. Bowden scored all of his points in the second half.
- Junior Kyle Alexander came through with another strong performance at Atlanta, notching eight points, 13 rebounds, four blocks and two steals. Fellow big-man Williams put forth a similarly well-rounded stat line, posting six rebounds, four assists, three blocks and two steals.
- Though it never trailed in the game, Tennessee was plagued by turnovers and poor shooting in the first half. The Vols committed 12 turnovers in the frame, but NC State managed just six points off those miscues. And while UT shot just 35.7 percent from the field over the opening 20 minutes, Bone supplied enough offense with 11 points on 3-of-3 shooting.
- The Wolfpack wobbled away at the deficit, coming as close as 59-55 with 3:19 left in the game, but Bowden knitted down two free throws and then beat the shot clock with less than a minute to play to seal the win.
- The Volunteers finished the game with 13 steals and nine blocks while forcing 21 turnovers and holding the Wolfpack to a season-low 58 points.
- Alexander finished the tournament having averaged 8.3 points on 61 percent (11-of-18) shooting, 10.3 rebounds and 1.7 blocks over three games.

Official Basketball Box Score -- Game Totals -- Final Statistics High Point vs Tennessee 11/14/17 7:01 p.m. at Knoxville, Tenn. (Thompson-Boling Arena)

High Point 53 • 1-1		Tennessee 78 • 3-0	
##	Player	Total	3-Ptr
FG	FGA	FG	FGA
11	Kampha, Brandon	1-9	0-4
34	Whitehead, Jordan	3-5	0-0
15	Sly, Denny	0-6	0-3
13	Proctor, Jahshad	6-10	2-2
22	Fox, Andre	6-10	3-5
02	White, Justin	0-1	0-0
03	Wright, James	5-5	2-2
05	Mutts, Justin	1-4	0-0
14	Veneto, Luke	0-0	0-0
15	Thomas Jr, Cliff	0-0	0-0
21	Madison, Ricky	2-4	0-0
23	Berlin, Sam	1-1	0-0
Team			
Totals		19-57	7-17
FG % 1st Half:		5-24	20.8%
FG % 1st Half:		1-6	16.7%
FG % 1st Half:		2-5	40.0%
2nd Half:		14-33	42.4%
2nd Half:		6-11	54.5%
2nd Half:		6-12	50.0%
Games:		19-57	33.3%
Games:		7-17	41.2%
Games:		8-17	47.1%

Tennessee 84 • 2-0		Villanova 85 • 5-0	
##	Player	Total	3-Ptr
FG	FGA	FG	FGA
02	Williams, Grant	1-2	0-0
05	Schofield, Admiral	4-7	2-4
11	Alexander, Kyle	1-1	0-0
09	Bone, Jordan	1-1	0-0
23	Bowden, Jordan	3-5	2-4
01	Daniel, James	6-11	4-7
01	Turner, Lamonte	0-0	0-0
04	Fleischer, Jacob	0-0	0-0
12	Fulkerson, John	1-2	0-

BOX SCORES

Official Basketball Box Score -- Game Totals -- Final Statistics
Tennessee vs Georgia Tech
 12/3/17 6 p.m. at McCamish Pavilion, Atlanta, Ga.

Tennessee 77 • 6-1

#	Player	Total			3-Ptr			Rebounds			PF	TP	A	T	Bk	Stk	Min
		FG	FCA	FT	FG	FCA	FT	Off	Def	Total							
02	Williams, Grant	5	9	0	1	2	1	5	4	5	11	1	3	2	0	24	
06	Schofield, Admiral	2	8	2	4	4	4	4	10	2	5	0	0	0	0	21	
11	Alexander, Kyle	3	5	0	0	0	2	9	11	5	7	0	1	3	1	25	
23	Bowden, Jordan	3	5	2	2	2	3	0	3	7	10	2	1	0	1	31	
02	Bone, Jordan	0	0	0	0	0	0	0	1	4	1	1	1	1	1	26	
01	Turner, Lamonte	6	12	3	8	9	9	3	3	2	2	4	0	0	0	28	
03	Daniel, James	1	5	1	3	0	0	0	0	2	3	2	0	0	0	15	
10	Fulkerson, John	0	0	0	0	0	0	0	0	0	0	0	0	0	0	15	
15	Walker, Derrick	1	2	0	0	0	0	2	1	2	2	0	1	0	1	14	
32	Darrington, Chris	2	3	0	1	0	0	0	0	4	1	2	0	0	1	13	
Team		2		3		1		3		1		1		1		20	
Totals		23	53	8	20	23	27	11	24	35	24	75	11	14	5	200	

FG % 1st Half: 14.31 45.2% 2nd Half: 9.22 40.9% Game: 23.53 43.4% Deadead Rebounds: 2.1
 3FG % 1st Half: 5.14 35.7% 2nd Half: 3.4 50.0% Game: 8.20 40.0%
 FT % 1st Half: 2.2 100.0 2nd Half: 21.25 84.0% Game: 22.27 85.2%

Georgia Tech 70 • 4-3

#	Player	Total			3-Ptr			Rebounds			PF	TP	A	T	Bk	Stk	Min
		FG	FCA	FT	FG	FCA	FT	Off	Def	Total							
34	Guyle, Abdoulave	2	3	0	0	0	2	1	3	4	2	0	0	0	0	23	
02	Lammers, Ben	4	11	2	7	9	3	6	4	10	3	3	3	1	0	40	
01	Jackson, Tadré	5	12	3	5	9	2	3	15	4	4	0	1	0	0	34	
10	Alvarado, Jose	4	15	3	6	3	4	4	7	14	1	2	0	0	0	35	
13	Haywood, Curtis	3	7	0	3	6	7	7	8	12	6	3	0	0	0	36	
00	Moore, Justin	1	3	0	0	0	0	0	2	0	0	0	0	0	0	6	
04	Alston, Brandon	0	1	0	0	0	0	0	0	0	0	0	0	0	0	15	
12	Wright, Moses	2	4	1	1	2	0	0	0	0	0	0	0	0	0	11	
Team		2		3		1		3		1		1		1		6	
Totals		21	54	6	16	22	33	21	34	25	70	13	14	1	0	200	

FG % 1st Half: 9.26 34.6% 2nd Half: 12.28 42.9% Game: 11.54 38.9% Deadead Rebounds: 2.1
 3FG % 1st Half: 1.6 16.7% 2nd Half: 5.10 50.0% Game: 6.16 37.3%
 FT % 1st Half: 10.14 71.4% 2nd Half: 12.19 63.8% Game: 22.33 76.7%

Officials: Jamie Luckie, Ron Groover, Michael Stephens
 Technical fouls: Tennessee-None, Georgia Tech-None.
 Attendance: 6514

Score by periods	1st	2nd	Total
Tennessee	35	42	77
Georgia Tech	29	41	70

Last FG: UT 2nd-00:51, UT 2nd-00:05.
 Largest lead: UT by 12nd-00:51, UT 1st-10:10.
 FT by UT 32-51, UT for 04-43, Game was tied for 02:26.
 Score tied - 4 times.
 Lead changed - 1 time.

Official Basketball Box Score -- Game Totals -- Final Statistics
North Carolina vs Tennessee
 12/3/17 3:02 p.m. at Knoxville, Tenn. (Thompson-Boling Arena)

North Carolina 78 • 10-1

#	Player	Total			3-Ptr			Rebounds			PF	TP	A	T	Bk	Stk	Min
		FG	FCA	FT	FG	FCA	FT	Off	Def	Total							
01	Williams, Theo	1	5	0	1	2	1	3	4	15	0	2	1	2	0	26	
15	Brooks, Garrison	3	6	0	3	3	5	3	8	0	9	1	0	0	0	19	
32	Maye, Luke	7	14	2	0	1	3	5	8	15	0	3	0	1	0	29	
24	Willard, Jerry	9	17	3	9	4	1	3	4	21	2	3	0	1	0	28	
02	Williams, Jerry	1	1	1	2	0	2	0	15	1	0	0	0	0	0	35	
06	Platko, Andrew	0	2	0	0	0	0	0	0	1	0	1	0	0	0	9	
04	Robinson, Brandon	0	0	0	0	0	0	0	0	1	0	1	0	0	0	11	
05	Fleish, James	0	2	0	0	0	0	0	0	1	0	2	0	0	0	12	
21	Walker, Sterling	5	8	0	0	2	4	8	3	10	1	1	1	0	0	19	
02	Huffman, Brandon	0	0	0	0	0	0	0	0	0	0	0	0	0	0	3	
Team		2		3		1		3		1		1		1		20	
Totals		29	67	6	17	14	19	25	44	16	78	17	16	2	0	200	

FG % 1st Half: 14.33 42.4% 2nd Half: 15.34 44.1% Game: 29.67 43.3% Deadead Rebounds: 3
 3FG % 1st Half: 3.7 42.9% 2nd Half: 3.10 30.9% Game: 6.17 35.3%
 FT % 1st Half: 1.1 100.0 2nd Half: 13.18 72.2% Game: 14.19 73.7%

Tennessee 73 • 7-2

#	Player	Total			3-Ptr			Rebounds			PF	TP	A	T	Bk	Stk	Min
		FG	FCA	FT	FG	FCA	FT	Off	Def	Total							
02	Williams, Grant	7	15	0	0	1	2	1	3	4	15	0	2	1	0	26	
06	Schofield, Admiral	3	2	2	2	2	1	2	4	10	0	3	0	0	0	26	
11	Alexander, Kyle	1	3	0	0	0	1	2	4	5	0	3	0	0	0	19	
01	Turner, Lamonte	4	9	0	2	2	2	2	4	2	0	1	0	0	0	26	
03	Bowden, Jordan	3	7	2	3	4	1	2	3	12	1	0	0	0	0	27	
01	Turner, Lamonte	1	8	0	5	1	2	7	9	0	2	1	2	0	0	24	
03	Daniel, James	1	4	0	4	0	0	10	4	2	0	0	0	0	0	20	
10	Fulkerson, John	0	2	0	0	0	0	4	4	2	1	0	1	0	0	14	
15	Walker, Derrick	0	0	0	0	0	0	1	2	0	0	0	0	0	0	6	
32	Darrington, Chris	1	4	1	2	0	0	0	1	3	1	1	0	0	0	12	
Team		2		3		1		3		1		1		1		6	
Totals		25	67	9	25	14	17	21	39	73	13	13	6	2	0	200	

FG % 1st Half: 14.31 45.2% 2nd Half: 11.36 30.6% Game: 25.67 37.3% Deadead Rebounds: 2
 3FG % 1st Half: 3.10 30.9% 2nd Half: 7.8 87.5% Game: 14.17 82.4%

Officials: Pat Adams, Don Darby, Jamie Luckie
 Technical fouls: North Carolina-None, Tennessee-None.
 Attendance: 17178

Score by periods	1st	2nd	Total
North Carolina	32	46	78
Tennessee	38	35	73

Last FG: NC 2nd-00:35, UT 2nd-00:07.
 Largest lead: NC by 6-2nd-00:32, UT by 9-10-05:10.
 NC led for 01:31, UT led for 37:10, Game was tied for 01:19.
 Score tied - 4 times.
 Lead changed - 7 times.

- Despite a sluggish offensive showing, the Tennessee men's basketball team rallied in the final minutes to hold off Georgia Tech, 77-70, on Dec. 3, 2017, at McCamish Pavilion.
- Lamonté Turner** led the way for the Volunteers, tying a career-high with 24 points on 6-of-12 shooting from the floor. He was also crucial in the closing minutes of the game, when Tennessee made 17-of-19 from the charity stripe in the final three minutes of action, burying all seven of his attempts during that stretch.
- Grant Williams** finished with 11 points and six boards after being limited due to foul trouble. **Admiral Schofield** and **Jordan Bowden** both added 10 points each to round out UT's double-digit scorers.
- Teach fouled back to make things interesting in the second half by using a 7-2 run to make it a one-point game with 2:58 remaining. The Vols answered with an 11-1 run of their own and capped off the change in momentum with a Turner three-point play on an and-one. The swing gave UT an insurmountable 69-58 edge with 51 seconds left.
- The Yellow Jackets were led by center **Ben Lammers**, who tallied 21 points and nine rebounds in the contest, including 15 points in the second half to help Georgia Tech stay within striking distance.
- After attempting only two free throws in the first half, the Volunteers made it to the charity stripe 25 times in the second period, converting on 84 percent (21-25) of those trips. Of the 25 half-time attempts, 19 came in the final three minutes of action to help UT seal the victory.

- 20th-ranked Tennessee came up short against No. 7 North Carolina, 78-73, before a sold-out crowd of 21,678 at Thompson-Boling Arena on Dec. 17, 2017.
- The Volunteers led for 37:10 of the contest, but a late 11-3 scoring run pushed the defending national champion Tar Heels to the win.
- Grant Williams** led five Vols in double-figure scoring with 15 points. **James Daniel III** finished with 15, **Jordan Bowden** had 12 and **Admiral Schofield** and **Jordan Bone** chipped in 10 points each.
- After a turnover with 1:25 left, Schofield hustled to force a crucial turnover on the inbound play by UNC. Tennessee took possession, and Williams got the ball near the free-throw line and drove to the paint for a basket with 1:09 left to give UT a 70-67 lead.
- North Carolina responded by getting to the foul line, converting both free throws and then forcing a UT turnover on the ensuing inbound attempt. **Kenny Williams** dropped a massive 3-pointer for the Tar Heels with 32.7 seconds left to give UNC a 72-70 advantage.
- The Vols struggled to find a basket in the second half, shooting just 30 percent (11-36) from the floor. Bowden hit a three to with six seconds remaining to make it a one-possession game, but North Carolina drained a pair of free throws in the final moments to put the game away.
- The Vols had active hands on defense in the opening half, nabbing six steals and forcing 12 turnovers that led to 15 points. Tennessee went into halftime with a 38-32 lead.
- Guard **Lamonté Turner** led the Vols' rebounding efforts with a career-high nine boards.

Official Basketball Box Score -- Game Totals -- Final Statistics
Tennessee vs Wake Forest
 12/23/17 12:30 p.m. at Winston-Salem, N.C. (LJVM Coliseum)

Tennessee 79 • 9-2

#	Player	Total			3-Ptr			Rebounds			PF	TP	A	T	Bk	Stk	Min
		FG	FCA	FT	FG	FCA	FT	Off	Def	Total							
02	Williams, Grant	4	6	1	2	3	0	3	3	11	0	2	0	0	0	23	
06	Schofield, Admiral	6	9	2	3	2	2	4	6	2	4	2	1	0	0	26	
11	Alexander, Kyle	5	6	0	1	1	4	1	1	1	1	1	1	0	0	23	
09	Bone, Jordan	5	11	0	2	2	0	0	0	12	5	3	0	1	0	30	
23	Bowden, Jordan	5	5	2	2	0	3	3	2	1	2	1	2	1	0	28	
01	Turner, Lamonte	4	9	0	2	2	0	4	6	1	4	6	1	0	0	33	
03	Daniel, James	1	4	1	3	0	1	2	3	1	3	0	1	0	0	19	
10	Fulkerson, John	0	1	0	0	0	0	0	0	0	0	0	0	0	0	15	
15	Walker, Derrick	1	2	0	0	0	1	2	3	3	2	0	0	0	0	11	
32	Darrington, Chris	0	2	0	1	0	0	0	0	0	0	0	0	0	0	5	
Team		0		0		0		0		0		0		0		2	
Totals		29	56	10	23	11	16	6	22	79	15	17	4	7	0	200	

FG % 1st Half: 12.27 44.4% 2nd Half: 17.29 58.6% Game: 29.65 51.8% Deadead Rebounds: 2.1
 3FG % 1st Half: 5.11 35.8% 2nd Half: 5.10 50.0% Game: 10.23 43.9%
 FT % 1st Half: 7.13 68.9% 2nd Half: 4.5 80.6% Game: 11.16 68.8%

Wake Forest 60 • 7-5

#	Player	Total			3-Ptr			Rebounds			PF	TP	A	T	Bk	Stk	Min
		FG	FCA	FT	FG	FCA	FT	Off	Def	Total							
20	Terrence																

BOX SCORES

Official Basketball Box Score -- Game Totals -- Final Statistics Auburn vs Tennessee 01/02/18 7:01 p.m. at Knoxville, Tenn. (Thompson-Boling Arena)

Auburn 94 • 13-1, 1-0 SEC		Tennessee 92 • 11-4, 2-2 SEC													
##	Player	Total	3-Ptr	Rebounds	PF	TP	A	O	Bk	Stl	Min				
FG	FGA	FG-FTA	FT	FT-A	OR	DR	TOT	PF	TP	A	O	Bk	Stl	Min	
13	Murray, Desean	7-24	0-0	3-3	3	6	9	4	7	1	3	0	1	15	
24	Melmon, Antwan	7-24	1-2	1-2	3	6	9	4	6	2	0	3	0	20	
01	Harper, Jared	4-13	0-5	10-11	0	3	3	1	18	3	0	0	2	29	
02	Brown, Bryce	6-17	5-12	1-2	2	0	2	1	18	2	1	0	0	35	
05	Heron, Mustapha	4-14	0-4	8-9	2	3	5	3	16	1	3	0	2	31	
00	Spencer, Horace	5-8	0-0	0-0	3	6	9	4	10	0	1	0	1	20	
04	Okeke, Chuma	4-7	3-4	0-0	4	1	5	11	4	0	1	0	2	22	
10	Mitchell, Davion	2-4	0-2	2-2	2	0	2	2	6	3	2	0	1	16	
14	Dunbar, Malik	1-3	0-0	0-0	2	2	2	2	1	0	0	0	0	12	
Team		3		3		3		3		3		3		3	
Totals		30-74	9-31	25-29	22	24	46	29	94	17	10	5	9	200	
FG % 1st Half:		10-44	36.4%	2nd Half:	14-30	46.7%	Game:	30-74	40.3%	Rebounds		24		200	
3FG % 1st Half:		4-16	25.0%	2nd Half:	5-15	33.3%	Game:	9-31	28.0%	Points		24		200	
FT % 1st Half:		8-8	75.0%	2nd Half:	19-21	90.5%	Game:	25-29	86.2%	Defensive		17		200	

Tennessee 84 • 9-4, 0-2 SEC

##	Player	Total	3-Ptr	Rebounds	PF	TP	A	O	Bk	Stl	Min				
FG	FGA	FG-FTA	FT	FT-A	OR	DR	TOT	PF	TP	A	O	Bk	Stl	Min	
02	Williams, Grant	8-15	0-1	6-9	4	4	8	22	0	3	1	0	33		
05	Schofield, Admiral	3-10	1-5	6-7	3	3	6	5	13	2	3	1	29		
11	Alexander, Kyle	1-1	0-0	0-0	3	6	2	2	1	0	1	0	29		
00	Bone, Jordan	6-13	3-6	3-4	0	2	2	18	2	0	0	0	32		
23	Bowden, Jordan	0-4	0-1	1-2	0	6	3	1	3	2	0	0	24		
01	Turner, Lamonte	5-8	2-4	13-13	2	2	4	5	25	1	1	0	21		
03	Daniel, James	0-4	0-0	0-0	0	1	1	0	0	0	0	0	20		
10	Fulkerson, John	0-1	0-0	0-0	0	0	0	0	0	0	0	0	8		
15	Walker, Derrick	0-0	0-0	0-0	0	2	2	0	0	0	1	0	2		
32	Darrington, Chris	1-2	0-0	1-2	1	2	3	2	0	0	0	0	11		
Team		3		3		3		3		3		3		3	
Totals		24-58	6-21	30-37	14	24	38	25	84	14	1	0	33	200	
FG % 1st Half:		10-24	41.7%	2nd Half:	14-34	41.2%	Game:	24-58	41.4%	Rebounds		14		200	
3FG % 1st Half:		5-13	38.5%	2nd Half:	4-11	36.4%	Game:	9-24	37.5%	Points		14		200	
FT % 1st Half:		11-16	68.8%	2nd Half:	19-21	90.5%	Game:	30-37	81.1%	Defensive		14		200	

Officials: Don Daly, Ted Valentine, Chuck Jones
Technical fouls: Auburn-None, Tennessee-None
Attendance: 1475

Score by periods

1st	2nd	Total
Auburn	42	94
Tennessee	36	84

Points in the paint: Auburn 28, Tennessee 24
Fast break points: Auburn 18, Tennessee 28
Turnovers: Auburn 18, Tennessee 28
Last FG: AU 2nd-01:41, UT 2nd-00:26
Largest lead: AU by 12-00:43:17, UT by 14-11:52
AU led for 15:47, UT led for 21:40. Game was tied for 02:13.

- Sophomore **Lamonté Turner** scored a career-high 25 points, but the No. 23 Tennessee Volunteers lost to Auburn, 94-84, on Jan. 2, 2018, in UT's SEC home opener at Thompson-Boling Arena.
- Turner scored 20 of his 25 points in the second half for Tennessee—including a perfect 13 of 13 from the free throw line—but Auburn made five 3-pointers in the final six minutes to pull away for the victory.
- Auburn extended its winning streak to 11 games, recording its first win in Knoxville since 1990.
- Grant Williams matched his season high with 22 points for the Vols. Jordan Bone added 18 points for the Vols on 6-of-10 shooting, including three 3-pointers.
- The Vols jumped on a 14-2 run early. Admiral Schofield completed a three-point play to cap the run and give the Vols a 23-9 lead with 11:52 remaining.
- Auburn dug in and turned the tide. Down 28-14, the Tigers went on a 19-3 run to take a 33-31 lead on a 3-pointer by Bryce Brown. The Tigers closed out the half leading 42-36, the first time Tennessee has trailed at half all season.
- The Vols retook the lead in the second half and led by as many as five points at 59-54 on a pair of free throws by Turner with 9:07 left.
- Auburn took the lead for good on an 8-0 run, capped by a steal and a dunk by Mustapha Heron, putting the Tigers ahead 64-61 with 7:10 left. Auburn eventually led by as many as 12 points.

Official Basketball Box Score -- Game Totals -- Final Statistics Kentucky vs Tennessee 01/06/18 9:02 p.m. at Knoxville, Tenn. (Thompson-Boling Arena)

Kentucky 65 • 12-3, 2-1 SEC		Tennessee 76 • 10-4, 1-2 SEC													
##	Player	Total	3-Ptr	Rebounds	PF	TP	A	O	Bk	Stl	Min				
FG	FGA	FG-FTA	FT	FT-A	OR	DR	TOT	PF	TP	A	O	Bk	Stl	Min	
04	Richards, Nick	4-4	0-0	1-2	2	6	8	1	9	0	0	0	1	24	
00	Knox, Kevin	1-9	0-0	0-0	4	4	8	0	2	1	3	0	21		
25	Washington, PJ	6-8	0-1	1-3	0	3	3	1	12	2	2	3	31		
00	Green, Quade	5-14	3-7	1-2	0	0	0	14	4	2	0	1	33		
03	Dialla, Hamidou	2-5	1-2	0-0	4	4	5	2	1	0	0	0	16		
01	Killeary-Jones, Sacha	1-1	0-0	2-2	1	2	3	4	0	1	0	0	16		
22	Gilgous-Alexander	1-6	0-0	1-2	1	3	4	0	6	5	0	0	28		
32	Gabriel, Wenyen	4-5	3-4	0-1	0	1	1	5	11	1	0	1	19		
Team		3		3		3		3		3		3		3	
Totals		24-52	7-19	10-16	8	22	30	23	65	14	4	7	20	200	
FG % 1st Half:		15-27	55.6%	2nd Half:	9-25	36.0%	Game:	24-52	46.2%	Rebounds		8		200	
3FG % 1st Half:		4-8	50.0%	2nd Half:	3-11	27.3%	Game:	7-19	36.8%	Points		8		200	
FT % 1st Half:		3-4	75.0%	2nd Half:	7-12	58.3%	Game:	10-16	62.5%	Defensive		8		200	

Officials: Mike Nance, Anthony Jordan, Brian Shy
Technical fouls: Kentucky-Killeary-Jones, Sacha; TEAM, Tennessee-Turner, Lamonte; TEAM
Attendance: 21678

Score by periods

1st	2nd	Total
Kentucky	37	65
Tennessee	29	76

Points in the paint: Kentucky 28, Tennessee 16
Fast break points: Kentucky 16, Tennessee 17
Turnovers: Kentucky 16, Tennessee 17
Last FG: UK 2nd-00:51, UT 2nd-00:23
Largest lead: UK by 14-07:31, UT by 11 2nd-08:18
UK led for 19:17, UT led for 13:56. Game was tied for 06:45.

- Admiral Schofield scored 20 points and recorded nine rebounds to lead the 23rd-ranked Tennessee Volunteers to a 76-65 victory over No. 17 Kentucky on Jan. 6, 2018, at a sold out Thompson-Boling Arena.
- The Vols shot 54 percent from the field in the second half while using a strong defensive effort to outscore the Wildcats in the final period, 47-28, and earn their first conference victory of the season.
- Grant Williams topped up offensively down the stretch, scoring 16 of his 18 points in the second half on 7-of-9 shooting.
- UT was also fueled by great team play, as it recorded 23 assists on 25 total baskets, led by six assists from James Daniel III. After going into halftime trailing by nine, the Vols went on multiple runs in the second half, including a 10-0 burst that lasted more than three minutes, to reclaim the lead and defeat Kentucky for the third consecutive year at Thompson-Boling Arena.
- Kentucky was efficient throughout the period, shooting 55 percent from the field and 4-for-8 from behind the 3-point arc. PJ Washington knocked down his first four shots and finished the period with 11 points to lead the Wildcats to a 37-29 advantage at the intermission.
- UT stormed out of the gate in the second half, going on a quick 6-0 run highlighted by a Schofield breakthrough dunk. The outburst continued with a Lamonté Turner 3-pointer three minutes in that put the Vols ahead for the first time since the 16:00 mark of their first half.

Official Basketball Box Score -- Game Totals -- Final Statistics Tennessee vs Vanderbilt 01/09/18 8 p.m. at Nashville, Tenn. (Memorial Gym)

Tennessee 92 • 11-4, 2-2 SEC		Vanderbilt 84 • 6-10, 1-3 SEC													
##	Player	Total	3-Ptr	Rebounds	PF	TP	A	O	Bk	Stl	Min				
FG	FGA	FG-FTA	FT	FT-A	OR	DR	TOT	PF	TP	A	O	Bk	Stl	Min	
02	Williams, Grant	12-20	0-1	13-15	2	5	7	2	37	2	3	0	33		
05	Schofield, Admiral	9-14	3-4	1-2	4	5	9	2	22	1	1	0	31		
11	Alexander, Kyle	0-0	0-0	0-0	0	0	0	0	4	0	0	0	11		
00	Bone, Jordan	3-5	2-3	0-0	0	3	3	8	2	0	0	0	26		
23	Bowden, Jordan	4-7	1-3	0-0	1	3	4	2	12	2	0	0	33		
01	Turner, Lamonte	0-3	0-2	6-6	0	3	3	2	6	1	0	0	26		
03	Daniel, James	2-4	1-2	2-2	0	1	1	0	1	1	1	0	24		
10	Fulkerson, John	0-0	0-0	0-0	0	1	1	0	1	1	1	0	12		
15	Walker, Derrick	0-0	0-0	0-0	0	0	0	0	0	0	0	0	2		
32	Darrington, Chris	0-0	0-0	0-0	0	0	0	0	1	0	0	0	3		
Team		1		1		1		1		1		1		1	
Totals		30-53	7-13	25-28	8	22	30	22	92	13	8	4	3	200	
FG % 1st Half:		13-25	52.0%	2nd Half:	17-28	60.7%	Game:	30-53	56.6%	Rebounds		8		200	
3FG % 1st Half:		1-5	20.0%	2nd Half:	6-8	75.0%	Game:	7-13	53.8%	Points		8		200	
FT % 1st Half:		8-8	80.0%	2nd Half:	17-18	94.4%	Game:	25-28	89.3%	Defensive		8		200	

##	Player	Total	3-Ptr	Rebounds	PF	TP	A	O	Bk	Stl	Min				
FG	FGA	FG-FTA	FT	FT-A	OR	DR	TOT	PF	TP	A	O	Bk	Stl	Min	
11	ROBERSON, Jeff	6-10	3-5	4-6	0	4	4	2	19	2	1	0	0	17	
12	BAPTISTE, Djery	0-2	0-0	1-2	2	2	4	5	1	1	1	0	17		
00	LEE, Sabon	7-10	1-2	6-8	1	3	5	21	3	5	21	3	32		
10	ROBERTSON, Jeremy	2-2	0-0	1-2	0	1	1	2	1	0	0	1	14		
01	BLAXWELL, Riley	6-12	3-8	1-2	0	3	3	16	4	0	0	0	25		
01	Williams, Payton	2-6	2-5	0-0	0	0	0	1	6	3	0	0	20		
02	TOYE, Josh	3-5	0-0	0-0	0	1	1	2	4	0	1	0	8		
05	FISHER-DAVIS, Matthe	3-8	2-4	2-2	3	1	4	1	10	1	0	0	29		
10	BROWN, Cullen	3-4	0-0	0-0	1	2	3	5	6	0	2	1	22		
Team		2		2		2		2		2		2		2	
Totals		29-56	11-26	15-22	9	17	26	84	14	8	2	3	200		
FG % 1st Half:		17-29	58.6%	2nd Half:	12-27	44.4%	Game:	29-56	51.8%	Rebounds		9		200	
3FG % 1st Half:		8-15	53.3%	2nd Half:	3-11	27.3%	Game:	11-26	42.3%	Points		9		200	
FT % 1st Half:		3-7	42.9%	2nd Half:	12-15	80.0%	Game:	15-22	68.2%	Defensive		9		200	

Officials: Karl Hess, Jamie Luckie, Jerry Heater
Technical fouls: Tennessee-None, Vanderbilt-None
Attendance: 11510

Score by periods

1st	2nd	Total
Tennessee	45	92
Vanderbilt	39	84

Points in the paint: Tennessee 25, Vanderbilt 24
Fast break points: Tennessee 19, Vanderbilt 26
Turnovers: Tennessee 12, Vanderbilt 13
Last FG: UT 2nd-01:00, UT 2nd-00:05
Largest lead: UT by 12-00:22:17, UT by 10-00:00
UT led for 19:08, VU led for 15:53. Game was tied for 04:59

- A career night by Grant Williams lifted the 24th-ranked Tennessee Volunteers to a

BOX SCORES

Official Basketball Box Score -- Game Totals -- Final Statistics
Vanderbilt vs Tennessee
01/23/18 7:01 p.m. at Knoxville, Tenn. (Thompson-Boling Arena)

Vanderbilt 62 • 7-13, 2-6 SEC

#	Player	3-Ptr			Rebounds			PF	TP	A	T	Bk	Stk	Min
		FG	FGA	FT-FTA	Off	Def	Total							
11	ROBERSON, Jeff	8	15	0-5	5	7	2	4	6	3	2	1	0	38
12	BAPTISTE, Ojery	2	4	0-0	0	0	2	3	5	4	0	0	1	16
00	LEE, Saben	0	4	0-0	0	1	1	2	4	0	0	0	0	20
01	WILLIS, Payton	7	17	1-5	0	0	2	2	0	3	3	2	0	23
13	LaCHANCE, Riley	9	17	4-1	0	3	3	1	2	5	0	1	0	36
02	TOYE, Joe	1	5	0-1	0	1	2	3	2	2	0	0	0	10
03	AUSTIN, JR., Larry	0	2	0-0	2	2	2	2	2	3	1	0	1	17
10	EVANS, Maxwell	0	1	0-0	1	2	0	1	0	0	0	0	0	5
15	BROWN, Clevon	2	2	0-0	1	2	3	5	5	1	0	0	0	22
50	OBINNA, Ejike	0	0	0-0	1	0	1	0	1	0	0	0	0	2
	Team				2	3	5							
	Totals	23	57	5-24	11	14	13	24	37	62	9	2	3	200

FG % 1st Half: 7-24 29.2% 2nd Half: 16-33 48.5% Game: 23-57 40.4%
 3FG % 1st Half: 1-12 8.3% 2nd Half: 4-12 33.3% Game: 5-24 20.8%
 FT % 1st Half: 0-1 0.0% 2nd Half: 11-13 84.6% Game: 11-14 78.6%

Tennessee 67 • 14-5, 5-3 SEC

#	Player	3-Ptr			Rebounds			PF	TP	A	T	Bk	Stk	Min
		FG	FGA	FT-FTA	Off	Def	Total							
02	Williams, Grant	3	8	0-0	12	14	1	2	3	18	3	4	0	30
09	Schofield, Admiral	1	2	0-1	3	1	5	6	5	7	2	0	0	17
11	Alexander, Kyle	2	4	0-0	2	4	5	1	6	0	2	3	0	19
00	Bone, Jordan	0	1	0-0	0	3	3	1	2	3	0	0	0	13
23	Bowden, Jordan	6	10	5-7	2	7	0	2	2	19	0	1	0	37
01	Turner, Lamonte	1	3	0-0	0	3	1	1	2	7	0	0	0	17
03	Daniel, James	1	3	1-1	0	1	0	1	3	4	1	0	0	27
15	Walker, Derrick	1	2	0-0	3	4	2	6	5	0	0	0	0	17
35	Pons, Yves	0	0	0-0	0	0	1	0	0	1	0	1	1	3
	Team				1	1	2							
	Totals	19	44	7-13	22	32	8	23	31	67	15	9	3	200

FG % 1st Half: 10-24 41.7% 2nd Half: 9-20 45.0% Game: 19-44 43.2%
 3FG % 1st Half: 4-7 57.1% 2nd Half: 4-12 33.3% Game: 8-19 42.1%
 FT % 1st Half: 8-12 66.7% 2nd Half: 14-20 70.0% Game: 22-32 68.8%

Officials: Joe DeRosa, Austin Jordan, Byron Jarrett
 Technical fouls: Vanderbilt-Heath, JR., Larry, Tennessee-Schofield, Admiral.
 Attendance: 14127

Score by periods	1st	2nd	Total
Vanderbilt	15	47	62
Tennessee	32	35	67

Last FG - VU 2nd-00:30, UT 2nd-00:33
 Largest lead - VU by 3 1st-19:26, UT by 2nd-28:12
 VU led for 06:15, UT led for 33:05. Game was tied for 00:40.

- Despite a strong second half by Vanderbilt, No. 22 Tennessee held on to complete the regular-season sweep over its in-state rival, defeating the Commodores, 67-62, in Thompson-Boling Arena on Jan. 23, 2018.
- The Commodores would fight back in the second half after facing a 17-point halftime deficit, using a run with eight consecutive made fields goals to pull within four points at 51-47. During the stretch, Vanderbilt senior **Riley LaChance** connected on four treys and had 15 straight points.
- Vanderbilt stayed within striking distance of the Vols but could never capture the lead because of 2-of-8 shooting during the final minutes of the game. Tennessee countered Vandy's 47 second-half points by converting on 14 of its 20 free throws in the period.
- The contest was a low-scoring affair out of the gates, as the Vols totaled just four points over the first six and a half minutes of play in the game. The Big Orange turned its scoring around, though, shooting 42 percent (10-of-24) from the floor in the frame.
- The Volunteers used a 14-2 run to take a 32-15 lead into halftime behind 11 points from **Jordan Bowden**. Vanderbilt's 15 points at the break marked the fewest points Tennessee had allowed in a half during SEC play on the season.
- UT was led by Bowden, who finished with a team-high 19 points and tied a career-high five 3-pointers, while **Grant Williams** posted his 17th game with double-figure scoring with 18 points. Williams was 12-for-14 from the charity stripe.
- LaChance finished with a game-high 25 points, all coming after halftime.

Official Basketball Box Score -- Game Totals -- Final Statistics
LSU vs Tennessee
01/31/18 6:31 p.m. at Knoxville, Tenn. (Thompson-Boling Arena)

LSU 61 • 12-9, 3-6 SEC

#	Player	3-Ptr			Rebounds			PF	TP	A	T	Bk	Stk	Min
		FG	FGA	FT-FTA	Off	Def	Total							
01	Reath, Duop	9	17	7-2	2	5	2	3	5	2	1	2	1	31
21	Epps, Aaron	4	7	1-4	0	0	2	5	7	3	9	0	2	31
03	Waters, Tremont	9	19	1-5	4	4	0	1	3	7	3	2	0	32
04	Mays, Skylar	1	7	0-3	4	4	0	2	4	1	6	1	2	32
14	Onwusor, Randy	9	3	0-0	4	5	1	2	3	1	10	3	1	28
00	Simpson, Brandon	1	4	0-3	0	0	3	3	2	0	0	0	0	16
05	Edwards, Darryl	0	1	0-0	3	4	0	2	0	0	2	1	0	25
12	Graves, Marshall	0	0	0-0	0	0	0	0	0	0	0	0	0	1
	Team				0	2	2							
	Totals	22	56	3-19	14	18	7	22	29	13	61	9	12	4

FG % 1st Half: 11-27 40.7% 2nd Half: 11-29 37.9% Game: 22-56 39.3%
 3FG % 1st Half: 2-9 22.2% 2nd Half: 1-10 10.0% Game: 3-19 15.8%
 FT % 1st Half: 7-10 70.0% 2nd Half: 7-8 87.5% Game: 14-18 77.8%

Tennessee 84 • 16-5, 6-3 SEC

#	Player	3-Ptr			Rebounds			PF	TP	A	T	Bk	Stk	Min
		FG	FGA	FT-FTA	Off	Def	Total							
02	Williams, Grant	7	13	0-0	2	5	3	3	6	1	16	3	2	0
08	Schofield, Admiral	1	2	0-0	1	7	8	5	6	2	3	0	0	18
11	Alexander, Kyle	2	3	0-0	0	1	4	5	1	4	2	1	3	26
00	Bone, Jordan	5	8	2-4	0	0	0	4	0	12	8	0	0	26
23	Bowden, Jordan	1	5	0-1	2	3	2	1	2	9	2	1	1	37
01	Turner, Lamonte	4	9	1-6	3	3	0	1	1	12	2	0	0	27
03	Daniel, James	6	10	5-7	0	0	1	2	17	4	2	0	2	22
10	Fulkerson, John	2	3	0-0	0	0	1	4	0	2	0	0	0	5
13	Johnson, Jalen	1	1	1-1	0	0	0	0	0	3	0	1	0	6
15	Walker, Derrick	2	2	0-0	1	2	1	5	6	1	5	2	0	14
32	Darrington, Chris	1	1	1-1	0	0	0	0	1	0	0	0	0	2
35	Pons, Yves	0	0	0-0	0	0	0	1	0	1	0	0	0	3
	Team				0	2	2							
	Totals	33	61	12-25	6	10	3	20	14	84	24	14	4	200

FG % 1st Half: 18-35 51.4% 2nd Half: 15-26 57.7% Game: 33-61 54.1%
 3FG % 1st Half: 6-13 46.2% 2nd Half: 6-12 50.0% Game: 12-25 48.0%
 FT % 1st Half: 0-0 0.0% 2nd Half: 6-10 60.0% Game: 6-10 60.0%

Officials: Doug Showers, Gerry Pollard, Gerald Williams
 Technical fouls: LSU-None, Tennessee-None.
 Attendance: 13425

Score by periods	1st	2nd	Total
LSU	31	30	61
Tennessee	42	42	84

Last FG - LSU 2nd-01:10, UT 2nd-00:53
 Largest lead - LSU by 15 1st-08:11, UT by 23 2nd-00:53
 LSU led for 00:31, UT led for 38:04. Game was tied for 01:25.

- Four Vols scored in double figures as No. 18 Tennessee pulled away from LSU on Jan. 31, 2018, at Thompson-Boling Arena for its largest SEC margin of victory of the season, 84-61.
- **James Daniel III** (7 points), **Grant Williams** (16), **Jordan Bone** (12), and **Lamonté Turner** (12) led the Vols to their fourth-straight SEC win and their seventh victory in the last eight games to match last season's win total of 16.
- Daniel's 17 points tied for his most as a Vol, while Bone's 12 points were his most in seven games. Turner continued his hot streak, scoring in double digits for the third time in the past four games.
- Tennessee pushed its lead to 13 points early in the second half, but a quick LSU run cut the Vols' lead to six at 53-47.
- But from there, Tennessee started on a 12-2 spurt to extend its lead to 16 and to pull away. The Tigers never got closer than 12 points for the rest of the game.
- **Duop Reath** paced the Tigers with 21 points. **Tremont Waters**, who entered the game averaging 15.2 points per game, finished with just seven.
- The game marked the sixth in a row in which the Vols held their opponent to fewer than 65 points.
- The Vols received a season-high 44 points from their bench players.
- The Vols shot 51 percent in the first half, and their 42 first-half points were their most in the opening period since scoring 46 against Mercer on Nov. 29.

Official Basketball Box Score -- Game Totals -- Final Statistics
Tennessee vs Iowa State
01/27/18 6:02 p.m. at Ames, Iowa (Hilton Coliseum)

Tennessee 68 • 15-5

#	Player	3-Ptr			Rebounds			PF	TP	A	T	Bk	Stk	Min
		FG	FGA	FT-FTA	Off	Def	Total							
00	Bone, Jordan	1	5	0-3	0	5	5	0	2	3	2	0	0	15
02	Williams, Grant	3	9	0-1	3	5	2	10	4	9	2	2	0	29
09	Schofield, Admiral	3	12	2-6	2	7	4	10	3	1	0	1	0	22
11	Alexander, Kyle	1	2	0-0	2	2	4	0	1	1	0	1	0	27
23	Bowden, Jordan	3	10	1-4	0	0	3	2	7	1	1	0	1	27
01	Turner, Lamonte	7	13	6-9	0	1	5	10	20	2	0	0	0	31
03	Daniel, James	6	10	3-7	1	1	2	3	16	3	2	0	1	26
10	Fulkerson, John	0	0	0-0	0	1	1	2	0	0	0	0	1	5
15	Walker, Derrick	0	0	0-0	0	0	0	2	0	0	0	0	0	9
32	Darrington, Chris	0	1	0-0	0	1	1	0	0	0	0	0	0	5
35	Pons, Yves	0	0	0-0	0	0	0	0	0	0	0	0	0	2
	Team				4	4	4							
	Totals	24	62	12-30	8	10	16	33	49	21	68	14	13	1

FG % 1st Half: 11-36 30.6% 2nd Half: 13-26 50.0% Game: 24-62 38.7%
 3FG % 1st Half: 4-18 22.2% 2nd Half: 6-12 50.0% Game: 10-30 33.3%
 FT % 1st Half: 3-4 75.0% 2nd Half: 5-6 83.3% Game: 8-10 80.0%

Iowa State 45 • 7-9

#	Player	3-Ptr			Rebounds			PF	TP	A	T	Bk	Stk	Min
		FG	FGA	FT-FTA	Off	Def	Total							
01	Weller-Babb, Nick	0	2	0-1	0	4	4	1	0	2	3	0	1	29
04	Jackson, Donovan	5	14	2-8	1	1	0	1	2	13	2	1	0	36
06	Wigginton, Lindell	3	13	2-5	1	7	2	2	4	9	3	3	1	28
30	Brace, Hians	0	4	0-1	0	0	3	3	0	0	0	0	0	10
33	Young, Solomon	3	5	0-0	3	5	2	9	0	1	1	1	1	31
08														

2017-18 Tennessee Basketball
Tennessee Combined Team Statistics (as of Feb 03, 2018)
All games



Overall record: 17-5 Conf: 7-3 Home: 10-2 Away: 5-2 Neutral: 2-1

##	Player	gp-gs	min	avg	Total		3-Point		F-Throw		Rebounds				pf	dq	a	to	blk	stl	pts	avg
					fg-fga	fg%	3fg-fga	3fg%	ft-fa	ft%	off	def	tot	avg								
02	Williams, Grant	22-22	638	29.0	128-266	.481	3-21	.143	97-131	.740	45	92	137	6.2	71	4	44	48	29	15	356	16.2
05	Schofield, Admiral	22-21	575	26.1	97-220	.441	42-96	.438	39-51	.765	36	102	138	6.3	71	5	35	40	8	25	275	12.5
01	Turner, Lamonte	22-0	514	23.4	72-184	.391	40-109	.367	52-57	.912	13	59	72	3.3	41	1	46	27	2	14	236	10.7
23	Bowden, Jordan	22-22	590	26.8	67-150	.447	36-76	.474	44-62	.710	22	55	77	3.5	49	1	39	23	8	23	214	9.7
00	Bone, Jordan	22-21	502	22.8	54-141	.383	18-48	.375	40-48	.833	8	38	46	2.1	24	0	77	29	1	16	166	7.5
03	Daniel, James	22-2	492	22.4	48-121	.397	34-86	.395	25-36	.694	8	25	33	1.5	53	1	79	29	4	21	155	7.0
11	Alexander, Kyle	22-22	455	20.7	54-73	.740	1-1	1.000	27-37	.730	56	71	127	5.8	53	3	11	16	43	12	136	6.2
32	Darrington, Chris	19-0	182	9.6	19-47	.404	6-19	.316	16-20	.800	2	11	13	0.7	13	0	17	12	0	6	60	3.2
10	Fulkerson, John	20-0	200	10.0	13-32	.406	0-0	.000	15-20	.750	13	19	32	1.6	28	0	15	17	7	14	41	2.1
15	Walker, Derrick	22-0	184	8.4	19-29	.655	0-0	.000	6-15	.400	18	31	49	2.2	29	0	6	16	5	1	44	2.0
33	Kent, Zach	2-0	13	6.5	2-6	.333	0-1	.000	0-0	.000	1	2	3	1.5	1	0	0	0	0	0	4	2.0
24	Campbell, Lucas	2-0	5	2.5	1-1	1.000	1-1	1.000	0-0	.000	0	1	1	0.5	0	0	2	0	0	0	3	1.5
13	Johnson, Jalen	8-0	41	5.1	4-6	.667	3-4	.750	1-2	.500	3	3	6	0.8	0	0	5	2	1	1	12	1.5
35	Pons, Yves	11-0	48	4.4	4-6	.667	1-1	1.000	0-0	.000	2	3	5	0.5	8	0	2	2	2	3	9	0.8
04	Fleschman, Jacob	2-0	5	2.5	0-0	.000	0-0	.000	0-0	.000	0	0	0	0.0	0	0	0	0	0	0	0	0.0
12	Woodson, Brad	2-0	6	3.0	0-2	.000	0-2	.000	0-0	.000	0	0	0	0.0	1	0	0	0	0	0	0	0.0
Team											34	34	68				13					
Total.....		22	4450		582-1284	.453	185-465	.398	362-479	.756	261	546	807	36.7	442	15	378	274	110	151	1711	77.8
Opponents.....		22	4450		499-1229	.406	153-459	.333	324-451	.718	255	501	756	34.4	441	-	256	327	63	128	1475	67.0

TEAM STATISTICS	UT	OPP	Date	Opponent	Score	Att.
SCORING	1711	1475	11/10/17	PRESBYTERIAN	w 88-53	15047
Points per game	77.8	67.0	11/14/17	HIGH POINT	w 84-53	12343
Scoring margin	+10.7	-	11/22/17	vs Purdue	Wot 78-75	1306
FIELD GOALS-ATT	582-1284	499-1229	11/23/17	vs Villanova	L 76-85	2102
Field goal pct	.453	.406	11/24/17	vs NC State	w 67-58	1329
3 POINT FG-ATT	185-465	153-459	11/29/17	MERCER	w 84-60	13642
3-point FG pct	.398	.333	12/03/17	at Georgia Tech	w 77-70	6514
3-pt FG made per game	8.4	7.0	12/09/17	LIPSCOMB	w 81-71	14051
FREE THROWS-ATT	362-479	324-451	12/17/17	NORTH CAROLINA	L 73-78	21678
Free throw pct	.756	.718	12/20/17	FURMAN	w 66-61	13095
F-Throws made per game	16.5	14.7	12/23/17	at Wake Forest	w 79-60	11362
REBOUNDS	807	756	* 12/30/17	at Arkansas	Lot 93-95	18696
Rebounds per game	36.7	34.4	* 01/02/18	AUBURN	L 84-94	14755
Rebounding margin	+2.3	-	* 01/06/18	KENTUCKY	w 76-65	21678
ASSISTS	378	256	* 01/09/18	at Vanderbilt	w 92-84	11510
Assists per game	17.2	11.6	* 01/13/18	TEXAS A&M	w 75-62	19612
TURNOVERS	274	327	* 01/17/18	at Mizzou	L 55-59	15061
Turnovers per game	12.5	14.9	* 01/20/18	at South Carolina	w 70-63	18000
Turnover margin	+2.4	-	* 01/23/18	VANDERBILT	w 67-62	14127
Assist/turnover ratio	1.4	0.8	2 01/27/18	at Iowa State	w 68-45	14384
STEALS	151	128	* 01/31/18	LSU	w 84-61	13425
Steals per game	6.9	5.8	* 02/03/18	OLE MISS	w 94-61	18316
BLOCKS	110	63				
Blocks per game	5.0	2.9				
ATTENDANCE	191769	100264				
Home games-Avg/Game	12-15981	7-13647				
Neutral site-Avg/Game	-	3-1579				

1 = Battle 4 Atlantis (Bahamas)
2 = Big 12/SEC Challenge
* = Conference game

Score by Periods	1st	2nd	OT	Totals
Tennessee	803	873	35	1711
Opponents	621	820	34	1475

2017-18 Tennessee Basketball
Tennessee Combined Team Statistics (as of Feb 03, 2018)
Conference games only



RECORD:	OVERALL	HOME	AWAY	NEUTRAL
ALL GAMES	7-3	5-1	2-2	0-0
CONFERENCE	7-3	5-1	2-2	0-0
NON-CONFERENCE	0-0	0-0	0-0	0-0

#	Player	gp-gs	min	Total		3-Point		F-Throw		Rebounds			avg	pf	dq	a	to	blk	stl	pts	avg	
				fg-fga	fg%	3fg-fga	3fg%	ft-fga	ft%	off	def	tot										
02	Williams, Grant	10-10	308	30.8	60-127	.472	0-5	.000	58-76	.763	20	34	54	5.4	30	2	18	23	11	8	178	17.8
05	Schofield, Admiral	10-10	288	28.8	47-100	.470	22-48	.458	18-23	.783	20	54	74	7.4	34	4	19	16	5	14	134	13.4
01	Turner, Lamonte	10-0	234	23.4	34-79	.430	18-46	.391	37-39	.949	3	24	27	2.7	18	1	20	5	0	5	123	12.3
00	Bone, Jordan	10-10	233	23.3	29-70	.414	11-24	.458	13-16	.813	1	25	26	2.6	11	0	35	8	0	4	82	8.2
23	Bowden, Jordan	10-10	266	26.6	23-63	.365	9-30	.300	20-33	.606	7	28	35	3.5	20	1	18	12	3	13	75	7.5
11	Alexander, Kyle	10-10	211	21.1	27-30	.900	0-0	.000	14-16	.875	20	26	46	4.6	24	1	5	9	21	6	68	6.8
03	Daniel, James	10-0	240	24.0	19-51	.373	14-37	.378	11-15	.733	5	8	13	1.3	19	1	36	15	1	11	63	6.3
15	Walker, Derrick	10-0	87	8.7	12-14	.857	0-0	.000	4-8	.500	9	17	26	2.6	8	0	3	7	1	0	28	2.8
13	Johnson, Jalen	4-0	23	5.8	3-3	1.000	3-3	1.000	0-0	.000	0	3	3	0.8	0	0	4	1	0	1	9	2.3
10	Fulkerson, John	8-0	76	9.5	6-13	.462	0-0	.000	3-4	.750	3	4	7	0.9	8	0	6	5	2	1	15	1.9
32	Darrington, Chris	7-0	31	4.4	3-7	.429	1-3	.333	3-6	.500	0	4	4	0.6	6	0	2	3	0	1	10	1.4
35	Pons, Yves	4-0	28	7.0	2-2	1.000	1-1	1.000	0-0	.000	1	3	4	1.0	5	0	2	1	1	1	5	1.3
Team											11	12	23				5					
Total.....		10	2025		265-559	.474	79-197	.401	181-236	.767	100	242	342	34.2	183	10	168	110	45	65	790	79.0
Opponents.....		10	2025		244-567	.430	76-225	.338	142-197	.721	112	219	331	33.1	199	-	124	127	35	54	706	70.6

TEAM STATISTICS	UT	OPP	Date	Opponent	Score	Att.
SCORING	790	706	* 12/30/17	at Arkansas	Lot 93-95	18696
Points per game	79.0	70.6	* 01/02/18	AUBURN	L 84-94	14755
Scoring margin	+8.4	-	* 01/06/18	KENTUCKY	w 76-65	21678
FIELD GOALS-ATT	265-559	244-567	* 01/09/18	at Vanderbilt	w 92-84	11510
Field goal pct	.474	.430	* 01/13/18	TEXAS A&M	w 75-62	19612
3 POINT FG-ATT	79-197	76-225	* 01/17/18	at Mizzou	L 55-59	15061
3-point FG pct	.401	.338	* 01/20/18	at South Carolina	w 70-63	18000
3-pt FG made per game	7.9	7.6	* 01/23/18	VANDERBILT	w 67-62	14127
FREE THROWS-ATT	181-236	142-197	* 01/31/18	LSU	w 84-61	13425
Free throw pct	.767	.721	* 02/03/18	OLE MISS	w 94-61	18316
F-Throws made per game	18.1	14.2				
REBOUNDS	342	331				
Rebounds per game	34.2	33.1				
Rebounding margin	+1.1	-				
ASSISTS	168	124				
Assists per game	16.8	12.4				
TURNOVERS	110	127				
Turnovers per game	11.0	12.7				
Turnover margin	+1.7	-				
Assist/turnover ratio	1.5	1.0				
STEALS	65	54				
Steals per game	6.5	5.4				
BLOCKS	45	35				
Blocks per game	4.5	3.5				
ATTENDANCE	101913	63267				
Home games-Avg/Game	6-16986	4-15817				
Neutral site-Avg/Game	-	0-0				

1 = Battle 4 Atlantis (Bahamas)
2 = Big 12/SEC Challenge
* = Conference game

Score by Periods	1st	2nd	OT	Totals
Tennessee	343	427	20	790
Opponents	311	373	22	706

BROADCAST MEDIA CHEAT SHEET (probable starters noted with orange numbers)



0

JORDAN BONE

GP/GS	PPG	APG	SPG	FG%	3FG%	FT%
17-18	22/21	7.5	3.5	0.7	.383	.375
Career	45/38	7.4	3.2	0.6	.377	.340

Career Highs Pts: 23 Reb: 8 Ast: 8 Stl: 3 Min: 38

So. • G • 6-3 • 176 • Nashville, Tenn./The Ensworth School

- His career assist/turnover ratio stands at 2.34, while his season ratio (2.7) ranks fifth in the SEC and 39th nationally
- Scored 12 points while recording a career-high-tying eight assists and no turnovers in win vs. LSU (1/31)
- Posted season highs in points (21) and rebounds (6) to go along with five assists at Arkansas (12/30)
- Dropped 12 points while dishing out five assists to jumpstart UT's offense vs. Wake Forest (12/23)



1

LAMONTÉ TURNER

GP/GS	PPG	RPG	APG	FG%	3FG%	FT%
17-18	22/0	10.7	3.3	2.1	.391	.367
Career	54/6	9.2	2.8	2.4	.372	.346

Career Highs Pts: 25 Reb: 9 Ast: 6 Stl: 3 Min: 33
First Name Pronounced: luh-MON-tay

RS-So. • G • 6-1 • 183 • Florence, Ala./IMG Academy (Fla.)

- Riding streak of 127+ consecutive minutes played without a turnover, dating to first half at S. Carolina (1/20)
- Scored in double figures in three straight games and four of the last five, averaging 16.2 ppg during the stretch
- Leads the SEC in free-throw shooting at .949 (37-39) during conference play
- Has notched three of UT's highest scoring efforts this season (24-Georgia Tech; 25-Auburn; 25-South Carolina)



2

GRANT WILLIAMS

GP/GS	PPG	RPG	BPG	APG	FG%	FT%
17-18	22/22	16.2	6.3	1.1	.441	.438
Career	54/51	14.0	6.0	1.7	1.5	.492

Career Highs Pts: 37 Reb: 14 Blk: 6 Asst: 6 Min: 35

So. • F • 6-7 • 241 • Charlotte, N.C./Providence Day School

- Earned his first SEC POW honor after averaging 23.0 ppg and 6.0 rpg in wins over Vanderbilt and Texas A&M
- His 37 points at Vanderbilt (1/9) were the most by a Vol since SEC POY Ron Slay scored 38 vs. New Mexico (1/4/03)
- Ranks tied for sixth in scoring during SEC play with 17.8 ppg; has started 51 straight games
- His .472 shooting percentage during SEC play ranks seventh despite being regularly double-teamed



3

JAMES DANIEL III

GP/GS	PPG	RPG	APG	FG%	3FG%	FT%
17-18	22/2	7.0	1.5	3.6	.397	.395
Career	112/89	18.6	2.1	2.6	.369	.341

Career Highs Pts: 39 Reb: 6 Asst: 10 Stl: 9 Min: 49

RS-Sr. • G • 6-0 • 172 • Hampton, Va./Howard University

- Ranks fourth in the SEC and 33rd nationally with an impressive +2.72 assist/turnover ratio
- Led the Vols in scoring against LSU (1/31) with a season-high-tying 17 points on 6-of-10 shooting and five treys
- Averaged 21.5 points, 2.4 assists, 2.3 rebounds and 1.7 steals per game during his career at Howard
- Was the No. 1 scorer in Division I in 2015-16 (27.1 ppg) and is D-I's second-leading active career scorer



5

ADMIRAL SCHOFIELD

GP/GS	PPG	RPG	SPG	FG%	3FG%	FT%
17-18	22/21	12.5	6.3	1.1	.441	.438
Career	82/44	9.1	4.8	0.6	.446	.378

Career Highs Pts: 22 Reb: 13 Blk: 2 Stl: 4 Min: 35

Jr. • F • 6-5 • 238 • Zion, Ill./Zion-Benton Township HS

- Ranks second in 3-point shooting percentage (.458; 22-of-48) in SEC play
- Has scored in double figures in 19 of UT's 22 games this season; team's second-leading scorer (12.5 ppg)
- Leads the Vols in rebounding with 6.3 rpg after pacing UT on the boards in 10 of the last 13 games
- Recorded his second double-double of the season with 15 points and 12 boards in win over Ole Miss (2/3)



10

JOHN FULKERSON

GP/GS	PPG	RPG	APG	SPG	FG%	FT%
17-18	20/0	2.1	1.6	0.8	0.7	.406
Career	30/6	2.9	2.6	0.8	0.8	.484

Career Highs Pts: 12 Reb: 10 Asst: 5 Stl: 3 Min: 37

RS-Fr. • F • 6-9 • 210 • Kingsport, Tenn./The Christ School (N.C.)

- Was crucial in UT's comeback vs. #17 Kentucky (1/6), helping UT's offense penetrate UK's zone defense
- Provided a spark off the bench against #5 Villanova (11/23), scoring seven points in 16 minutes
- Missed the final 22 games last season after suffering a dislocated right elbow and fractured right wrist
- Blocked 113 shots as a senior at The Christ School, breaking Marshall Plumlee's single-season school record



11

KYLE ALEXANDER

GP/GS	PPG	RPG	SPG	BPG	FG%	FT%
17-18	22/22	6.2	5.8	0.5	2.0	.740
Career	86/56	3.4	4.2	0.3	1.2	.561

Career Highs Pts: 14 Reb: 13 Stl: 2 Blk: 6 Min: 31

Jr. • F • 6-11 • 220 • Milton, Ontario/Orangeville Prep

- Ranks sixth in the SEC with 1.95 blocks per game and seventh in offensive rebounds per game with 2.55
- Shooting 90 percent (27-of-30) from the field during SEC play, including six games with perfect percentages
- UT's leading rim protector (2.0 bpg) has tallied multiple blocks in six of the last seven games
- Dominated the paint against Ole Miss (2/3) with 14 points, six boards, four blocks and two steals



13

JALEN JOHNSON

GP/GS	PPG	APG	SPG	FG%	3FG%	FT%
17-18	8/0	1.5	0.6	0.1	.667	.750
Career Highs	Pts: 6	Reb: 2	Asst: 2	Stl: 1	Min: 9	

Career Highs Pts: 6 Reb: 2 Asst: 2 Stl: 1 Min: 9

RS-Fr. • G • 6-7 • 190 • Durham, N.C./Wesleyan Christian Academy

- Recorded a season-high six points on two treys, two boards and an assist in four minutes vs. Ole Miss (2/30)
- Knocked down his first career three-pointer against LSU (1/31), giving him a season-high three points
- Played a season-high nine minutes and dished out two assists in UT's win vs. Texas A&M (1/13)
- Both his parents were Division I track & field athletes (mother at UNC, father at East Carolina)



15

DERRICK WALKER JR.

GP/GS	PPG	RPG	BPG	FG%	3FG%	FT%
17-18	22/0	2.0	2.2	0.2	.655	.000
Career Highs	Pts: 10	Reb: 6	Asst: 1	Blk: 1	Min: 25	

Career Highs Pts: 10 Reb: 6 Asst: 1 Blk: 1 Min: 25

Fr. • F • 6-8 • 238 • Kansas City, Mo./Sunrise Christian Academy

- While his focus is rebounding and defense, he is shooting .857 from the field against SEC opponents
- Recorded five points, six rebounds and a pair of assists in 14 minutes of action against LSU (1/31)
- Posted 10 points on 5-of-5 shooting, four boards and a block in 25 minutes of action at South Carolina (1/20)
- Is the lone UT freshman to appear in every game this season, averaging 8.4 minutes off the bench



23

JORDAN BOWDEN

GP/GS	PPG	APG	SPG	FG%	3FG%	FT%
17-18	22/22	9.7	1.8	1.0	.447	.574
Career	52/50	8.7	1.5	1.0	.403	.380

Career Highs Pts: 21 Reb: 7 Asst: 6 Stl: 3 Min: 36

So. • G • 6-5 • 185 • Knoxville, Tenn./22 Feet Academy (S.C.)

- Local product boasts high 3-point shooting percentage (.474; 36-of-76)
- Recorded 19 points behind five treys as UT beat Vanderbilt (1/23) in Knoxville to sweep season series
- Turned in a career-high-tying 21 points to go along with a season-high six boards vs. Furman (12/20)
- Became the first player from Knox County to receive a scholarship as a true freshman since Doug Roth (1985)



32

CHRIS DARRINGTON

GP/GS	PPG	RPG	APG	SPG	FG%	FT%
17-18	19/0	3.2	0.7	0.9	0.3	.404
Career Highs	Pts: 11	Reb: 3	Asst: 5	Stl: 1	Min: 20	

Career Highs Pts: 11 Reb: 3 Asst: 5 Stl: 1 Min: 20

Jr. • G • 6-1 • 179 • Toledo, Ohio/Vincennes University (Ind.)

- Enjoyed best game with the Vols vs. Lipscomb, logging season-highs in points (11), assists (5) and rebounds (3)
- Was Tennessee's top scorer during UT's summer European tour, averaging 14.3 points per game
- Was a first-team junior college All-American last season at Vincennes University in Indiana
- Averaged 20.7 points and 5.1 assists while shooting .431 from 3-point range last season



33

ZACH KENT

GP/GS	PPG	RPG	APG	FG%	3FG%	FT%
17-18	2/0	2.0	1.5	0.0	.333	.000
Career Highs	Pts: 4	Reb: 2	Asst: -	Stl: -	Min: 10	

Career Highs Pts: 4 Reb: 2 Asst: - Stl: - Min: 10

Fr. • F • 6-10 • 224 • Magnolia, Del./Blair Academy

- Tallied four points and a pair of rebounds in 10 minutes off the bench vs. Presbyterian (11/10)
- Coach Barnes praised the improvements that Kent made during the preseason
- Has a soft shooting touch for a player his size and is comfortable shooting from the perimeter
- Is the first Delaware native ever to suit up for the Vols



35

YVES PONS

GP/GS	PPG	RPG	SPG	FG%	3FG%	FT%
17-18	11/0	0.8	0.5	0.3	.667	1.000
Career Highs	Pts: 4	Reb: 2	Asst: -	Stl: 2	Min: 12	

Career Highs Pts: 4 Reb: 2 Asst: - Stl: 2 Min: 12
Name Pronounced: EEV PAHNS

Fr. • F • 6-5 • 203 • Fuveau, France/INSEP Academy

- Knocked down his first career 3-pointer and added a pair of assists in UT's win vs. Ole Miss (2/3)
- Played a season-high 12 minutes at South Carolina (1/20), finishing with two points, two boards and a block
- Scored four points on a pair of dunks, including an alley-oop, in UT's win vs. Mercer (11/29)
- Was born in Port-au-Prince, Haiti, adopted by French parents and attended INSEP Academy in Paris