

2017-18 SCHEDULE

November 2017

10	SACRAMENTO STATE (N1)	SECN+	W, 101-70
12	GARDNER-WEBB (N1)	SECN+	W, 72-34
16	at Montana		W, 71-54
19	at Washington State	Pac-12.com	W, 73-68
22	MOREHEAD STATE (N1)	SECN+	W, 86-53
26	MARSHALL	SECN+	W, 69-39
30	at #9/9 Baylor^	FoxCollegeSports	L, 63-90

December 2017

03	TENNESSEE TECH	SECN+	W, 82-54
05	EVANSVILLE	SECN+	W, 100-62
08	at Florida Gulf Coast	ESPN3	L, 70-64
10	at Miami (Fla.)	ACCN Extra	L, 54-65
17	#3/4 LOUISVILLE	SEC NETWORK	L, 87-63
21	#24/RV CAL	SEC NETWORK	L, 62-52
28	at Middle Tennessee		L, 62-57
31	#7/7 TENNESSEE*!	SEC NETWORK	L, 63-49

January 2018

04	at #19/19 Texas A&M*	SEC Network	L, 74-70
07	GEORGIA*	SECN+	L, 56-42
11	at Florida*	SECN+	W, 56-53
15	at Vanderbilt*	SEC Network	L, 70-55
21	#10/10 S. CAROLINA*!	ESPNU	L, 81-64
25	ALABAMA*	SECN+	W, 79-54
29	at Arkansas*	SEC Network	W, 76-65

February 2018

01	AUBURN*	SECN+	W, 65-48
04	LSU*!	SEC NETWORK	L, 72-70
08	at #15/15 Missouri*	SEC Network	L, 83-78
11	at #2/2 Mississippi State*	ESPNU	L, 74-55
15	ARKANSAS*	SECN+	W, 78-57
18	at #8/8 South Carolina*	SEC Network	L, 81-63
22	at Ole Miss*	SEC Network	W, 79-71
25	#2/2 MISSISSIPPI STATE*	ESPNU	L, 85-63

March 2018

1	Alabama (N2)	SEC Network	W, 71-64
2	#2/2 Miss. State (N2)	SEC Network	1 p.m. ET
16-19	NCAA First & Second Rounds (N3)		TBA
23-26	NCAA Regionals (N4)		TBA

April 2018

30-1 NCAA Final Four (N5) TBA
 All Times Eastern (ET); * denotes SEC game; ^ denotes Big 12/SEC Challenge; ! denotes game played at Rupp Arena; N1 – Matthew Mitchell Classic (multi-team event) – Morehead, Ky. (Johnson Arena); Lexington, Ky. (Memorial Coliseum); N2 – SEC Tournament – Nashville, Tenn. (Bridgestone Arena); N3 – NCAA First & Second Rounds – TBD; N4 – NCAA Regionals – Albany, N.Y. (Times Union Center), Kansas City, Mo. (Sprint Center), Lexington, Ky. (Rupp Arena), Spokane, Wash. (Veterans Memorial Arena); N5 – NCAA Final Four – Columbus, Ohio (Nationwide Arena)

#BelieveInBlue

TELEVISION - SEC Network

Play-by-Play: Courtney Lyle
 Color Analyst: Tamika Catchings
 Color Analyst: Steffi Sorensen

RADIO - UK Sports Network

Play-by-Play: Darren Headrick

ONLINE - ESPN3.com

LIVE GAME STATS ON YOUR LAPTOP!
 kentucky.statbroadcast.com (home games only)
 Passcode: ukwbb

TICKETS

Tickets are available on ukathletics.com/tickets



SOCIAL MEDIA
 @KentuckyWBB



No. 9 Kentucky Wildcats vs. No. 1 Mississippi State

Friday, March 2, 2018 · 1 p.m. ET · SEC Network - SEC Tournament Quarterfinals
 Nashville, Tenn. - Bridgestone Arena (20,000)

UK Media Relations · (859) 257-3838 · www.ukathletics.com
 Kentucky WBB Contacts: **Evan Crane** (wesley.crane@uky.edu) and **Karlie Kinneer** (karlie.kinneer@uky.edu)

GAME CENTER

KENTUCKY

Record: 15-16 (6-10 SEC)
 H: 10-7 | A: 5-9 | N: 1-0
 Ranking: not ranked
 NCAA RPI: 89



Last Game: W, 71-64 vs. Alabama on March 1

Coach: Matthew Mitchell (Mississippi St, 1995)
 Overall: 286-145 (.663) (13th season)
 at UK: 256-116 (.688) (11th season)

MISS. STATE

Record: 30-0 (16-0 SEC)
 H: 16-0 | A: 9-0 | N: 5-0
 Ranking: No. 2/2
 NCAA RPI: 3



Last Game: W, 85-63 at Kentucky on Feb. 25

Coach: Vic Schaefer (Texas A&M, 1984)
 Overall: 154-51 (.751) (Sixth season)
 at MSU: 154-51 (.751) (Sixth season)

QUICK NOTES

- Kentucky is in its 44th season of varsity women's basketball with a 798-531 (.600) all-time record.
- The Wildcats have had great success in Memorial Coliseum, sitting at 439-156 (.737) overall in the historic building, including a 149-27 (.846) mark under head coach Matthew Mitchell.
- Kentucky is 35-38 all-time in the SEC Tournament. UK has appeared in the SEC Tournament semifinals eight straight season, which is the longest active streak in the league. This is the first time UK has had the No. 9 seed in the event since 2003. The last time UK was not a top-six seed in the event was 2009 when it earned the 10th seed and fell 82-64 to Georgia in the opening round.
- The Wildcats started postseason play with a 71-64 win over Alabama in the second round Thursday. The win secured the ninth straight year that UK has won at least one game in the event. UK trailed by 10 points in the first half vs. Alabama before coming back to grab the win.
- Maci Morris is the only player in the SEC to score 20 or more points in six straight league games this season. She is only the second UK player to ever accomplish this feat.
- Kentucky is the only team in the nation to play five games vs. the AP Top 25's top four teams (Louisville, Mississippi State (three times), Baylor).
- Kentucky won both of its games this season against Alabama, hitting 64.7 percent from the field against the Crimson Tide in the first meeting, which was the second best field goal percentage in a game in program history. UK shot 47.2 percent vs. the Crimson Tide yesterday.
- The Wildcats swept the season series with Arkansas following a 76-65 win in Fayetteville and 78-57 win on Thursday in Lexington. In the season series against Arkansas, UK averaged 77.0 points per game, shot 47.1 percent from the field and 40 percent from 3.

PROBABLE STARTERS



#3 KeKe McKinney F 6-1 Fr. Knoxville, Tenn.

- Shined vs. South Carolina and Alabama at home with career-high 12 points in each game.
- Recorded a career high 12 boards at Arkansas, adding six points, two assists and two steals.
- Missed game vs. Alabama in the SEC Tournament as she woks through concussion protocol.



#4 MACI MORRIS G 6-0 Jr. Pineville, Ky.

- Has 1,196 career points and currently ranks 20th all-time in school history in points scored.
- Only player in the SEC to record 20 or more points in seven straight league games this year.
- Career high 35 points at South Carolina. Third player in UK history with 35+ in SEC game.



#22 MAKENZIE CANN G 6-1 Sr. Lawrenceburg, Ky.

- Shined in season opener with 17 points and six rebounds, hitting four 3s.
- Had back-to-back double-doubles with 15 points and 10 rebounds vs. Wash. State and MSU.
- Has hit a 3 in every game but five this year, including three or more in four games.



#24 TAYLOR MURRAY G 5-6 Jr. Odenton, Md.

- Scored 23 points against Missouri with six rebounds, four assists and three steals.
- Only player in program history with 20pts/10ast in SEC game, accomplishing the feat vs Bama.
- Had 18 points with six rebounds and five assists against Alabama in the SEC Tournament.



#45 ALYSSA RICE C 6-3 Sr. Reynoldsburg, Ohio

- Recorded a double-double at Miami (Fla.) with 11 points and a career-high 12 boards.
- First career double-double vs. Marshall with career-high 19 points and 10 rebounds.
- Has five or more rebounds in 20 games this season, including 7 or more in 14 games.

EIGHT STRAIGHT NCAA TOURNAMENTS

FIVE SWEET 16 & THREE ELITE EIGHT APPEARANCES IN LAST EIGHT SEASONS

TELEVISION CHART



LASHAE HALSEL
FORWARD

0

6-0 – Jr.
Bowling Green, Ky.
(Warren Central HS)



PAIGE POFFENBERGER
GUARD

2

5-8 – Soph.
Morgantown, W.Va.
(Morgantown HS)



KEKE MCKINNEY
FORWARD

3


6-1 – Fr.
Knoxville, Tenn.
(Fulton HS)



MACI MORRIS
GUARD

4

6-0 – Jr.
Pineville, Ky.
(Bell County HS)



AMANDA PASCHAL
GUARD

12

5-7 – Jr. – TR
Brooklyn, N.Y.
(ChIPLEY HS/Gulf Coast St. JC)



TATYANA WYATT
FORWARD

14

6-2 – Fr.
Columbus, Ga.
(Columbus HS)



JESSICA HARDIN
GUARD

15

5-8 – R-Sr.
Monticello, Ky.
(Wayne County HS/
Bellarmine)



DORIE HARRISON
CENTER

20

6-3 – Fr.
Nashville, Tenn.
(Hillsboro HS)



OGECHI ANYAGALIGBO
FORWARD

21

6-1 – Jr.
Miami, Fla.
(Miami County Day HS/
Stony Brook)



MAKENZIE CANN
GUARD

22

6-1 – Sr.
Lawrenceburg, Ky.
(Anderson County HS/
Cincinnati)



KAMERON ROACH
GUARD

23

5-6 – Fr.
Hopkins, S.C.
(Lower Richland HS)



TAYLOR MURRAY
GUARD

24

5-6 – Jr.
Odenton, Md.
(Annapolis Area Christian HS)

COACHING STAFF



JAIDA ROPER
GUARD

32

5-6 – Soph.
Memphis, Tenn.
(Houston HS)



ALYSSA RICE
FORWARD

45

6-3 – Sr.
Reynoldsburg, Ohio
(Reynoldsburg HS)



MATTHEW MITCHELL
HEAD COACH

11th

Season
Louisville, Miss.
(Mississippi State, '95)



KYRA ELZY
ASSOCIATE HEAD COACH

2nd

(6th overall at UK)
LaGrange, Ky.
(Tennessee, '99, '01)



NIYA BUTTS
ASSISTANT COACH

2nd

(7th overall at UK)
Americus, Ga.
(Tennessee, '00/TTU, '02)



LIN DUNN
ASSISTANT COACH

2nd

Season
Dresden, Tenn.
(UT Martin, '69)

PRONUNCIATION GUIDE

Ogechi Anyagaligbo (oh-GECH-ee on-ya-gull-LEE-bo)

Jaida Roper (JAY-duh)

Amanda Paschal (PAS-kel)

2 LaShae Halse (luh-SHAY HALL-sull)

Tatyana Wyatt (TOT-e-on-uh)

2017-18 KENTUCKY WBB ROSTER

NUMERICAL

No.	Name	Pos.	Cl.	Ht.	Hometown/High School/Previous College
0	LaShae Halsel	F	Jr.	6-0	Bowling Green, Ky./Warren Central HS
2	Paige Poffenberger	G	So.	5-8	Morgantown, W.Va./Morgantown HS
3	KeKe McKinney	F	Fr.	6-1	Knoxville, Tenn./Fulton HS
4	Maci Morris	G	Jr.	6-0	Pineville, Ky./Bell County HS
12	Amanda Paschal	G	Jr.	5-7	Brooklyn, N.Y./Chipleigh HS/Gulf Coast State
14	Tatyana Wyatt	F	Fr.	6-2	Columbus, Ga./Columbus HS
15	Jessica Hardin	G	R-Sr.	5-8	Monticello, Ky./Wayne County HS/Bellarmino
20	Dorie Harrison	C	Fr.	6-3	Nashville, Tenn./Hillsboro HS
21	Ogechi Anyagaligbo	F	Jr.	6-1	Miami, Fla./Miami Country Day/Stony Brook
22	Makenzie Cann	G	Sr.	6-1	Lawrenceburg, Ky./Anderson County HS/Cincinnati
23	Kameron Roach	G	Fr.	5-6	Hopkins, S.C./Lower Richland HS
24	Taylor Murray	G	Jr.	5-6	Odenton, Md./Annapolis Area Christian
32	Jaida Roper	G	So.	5-6	Memphis, Tenn./Houston HS
45	Alyssa Rice	C	Sr.	6-3	Reynoldsburg, Ohio/Reynoldsburg HS

ALPHABETICAL

No.	Name	Pos.	Cl.	Ht.	Hometown/High School/Previous College
21	Ogechi Anyagaligbo	F	Jr.	6-1	Miami, Fla./Miami Country Day/Stony Brook
22	Makenzie Cann	G	Sr.	6-1	Lawrenceburg, Ky./Anderson County HS/Cincinnati
0	LaShae Halsel	F	Jr.	6-0	Bowling Green, Ky./Warren Central HS
15	Jessica Hardin	G	R-Sr.	5-8	Monticello, Ky./Wayne County HS/Bellarmino
20	Dorie Harrison	C	Fr.	6-3	Nashville, Tenn./Hillsboro HS
3	KeKe McKinney	F	Fr.	6-1	Knoxville, Tenn./Fulton HS
4	Maci Morris	G	Jr.	6-0	Pineville, Ky./Bell County HS
24	Taylor Murray	G	Jr.	5-6	Odenton, Md./Annapolis Area Christian
12	Amanda Paschal	G	Jr.	5-7	Brooklyn, N.Y./Chipleigh HS/Gulf Coast State
2	Paige Poffenberger	G	So.	5-8	Morgantown, W.Va./Morgantown HS
45	Alyssa Rice	C	Sr.	6-3	Reynoldsburg, Ohio/Reynoldsburg HS
23	Kameron Roach	G	Fr.	5-6	Hopkins, S.C./Lower Richland HS
32	Jaida Roper	G	So.	5-6	Memphis, Tenn./Houston HS
14	Tatyana Wyatt	F	Fr.	6-2	Columbus, Ga./Columbus HS

Coaching Staff

Head Coach: Matthew Mitchell (Mississippi State, 1995) – 12th season, 10th at Kentucky
Associate Head Coach: Kyra Elzy (Tennessee, 1999, 2001) – 2nd season, sixth at Kentucky
Assistant Coach: Niya Butts (Tennessee, 2000; Tenn. Tech, 2002) – 2nd season, seventh at Kentucky
Assistant Coach: Lin Dunn (UT Martin, 1969) – 2nd season

Support Staff

Assistant Athletics Director/Women's Basketball: Amy Tilley (Kentucky, 2007)
Director of Player Development: Amber Smith (Kentucky, 2011)
Exec. Associate AD/Women's Basketball Admin.: Rachel Baker (Berea, 1999; Ohio State, 2001)
Staff Support Associates: Beth Price (Kentucky, 2006), Carrie Marshall (Kentucky, 2003)
Coaching Video Coordinator: Daniel Boice (Arizona, 2014, 2016)
Creative Director: Kim Troxall (SCAD, 1994)
Senior Athletic Trainer: Courtney Jones (Purdue, 2001)
Nutrition Coach: Monica Fowler (Kentucky, 2010)
Team Physician: Dr. Robert Hosey (Virginia Tech, 1989)
Strength & Conditioning Coach: John Spurlock (Hanover College, 2005)
Academic Counselor: Tiffany Hayden (Kentucky, 2001)
Media Relations Director: Evan Crane (Kentucky, 2010)
Media Relations Assistant: Karlie Kinneer (Iowa State, 2015)
Equipment Manager: Kortez Wilson (Kentucky, 2014, 2016)

NATIONAL POLLS

The Associated Press Top 25

1	UConn (32)	28-0	800
2	Mississippi State	30-0	765
3	Baylor	27-1	733
4	Louisville	29-2	697
5	Notre Dame	27-2	685
6	Oregon	27-4	627
7	Texas	23-5	611
8	South Carolina	23-6	542
9	UCLA	23-6	511
10	Oregon State	23-6	496
11	Florida State	24-5	457
12	Tennessee	23-6	452
13	Ohio State	24-6	398
14	Missouri	23-6	381
15	Texas A&M	22-8	338
16	Stanford	20-9	333
17	Maryland	23-6	280
18	Duke	22-7	247
19	Georgia	24-5	246
20	South Florida	24-5	243
21	Green Bay	26-3	119
22	Belmont	28-3	110
23	NC State	22-7	101
24	LSU	19-8	85
25	Mercer	27-2	25

Other UK opps receiving votes: California 6, Florida Gulf Coast 2, Miami (Fla.) 1

USA Today/Coaches Top 25

1	UConn (32)	29-0	800
2	Mississippi State	30-0	766
3	Baylor	28-1	731
4	Notre Dame	27-2	692
5	Louisville	29-2	687
6	Oregon	27-4	636
7	Texas	23-5	613
8	South Carolina	23-6	552
9	UCLA	23-6	543
10	Oregon State	23-6	504
11	Florida State	24-5	476
12	Tennessee	23-6	433
13	Missouri	23-6	400
14	Ohio State	24-6	374
15	Duke	22-7	324
16	Texas A&M	22-8	304
17	Maryland	23-6	278
18	Georgia	24-5	245
19	South Florida	24-6	238
20	Stanford	20-9	213
21	Green Bay	26-3	175
22	NC State	22-7	106
23	Syracuse	22-7	82
24	Michigan	21-8	52
25	Mercer	27-2	43

Other UK opps receiving votes: FGCU 19, LSU 13, Miami (Fla.) 5

WEEK-BY-WEEK

DATE	AP	COACHES
Preseason	RV	RV
Nov. 13/14	25	(no poll)
Nov. 20/21	22	RV
Nov. 27/28	20	22
Dec. 4/5	20	23
Dec. 11/12	RV	RV
Dec. 18/19	RV	RV
Dec. 25	NR	NR
Jan. 1/2	NR	NR
Jan. 8/9	NR	NR
Jan. 15/16	NR	NR
Jan. 22/23	NR	NR
Jan. 29/30	NR	NR
Feb. 5/6	NR	NR
Feb. 12/13	NR	NR
Feb. 19/20	NR	NR
Feb. 26/27	NR	NR

BY THE BIG BLUE NUMBERS

13,225 2016-17 season-high attendance vs. Arizona State, 8th highest in school history
 5,213 Average attendance for 2016-17, 14th nationally
 798 Number of wins in UK WBB history
 286 Career wins for Matthew Mitchell
 256 Wins at UK for Matthew Mitchell
 47 Number of ranked teams UK had defeated under Matthew Mitchell
 12 Consecutive years UK has participated in postseason play
 8 Consecutive NCAA Tournament appearances
 2 Number of UK players selected in 2017 WNBA Draft

QUICK NOTES CONTINUED...

- Kentucky shot 47.4 percent from the field against the Rebels scoring 79 points, which is the most points the Wildcats have scored in an SEC game this season. UK had 19 assists with a 22-7 edge on points off turnovers and 27-19 advantage in points in the paint. UK is averaging 70.6 points per game and hitting 46.7 percent from the field in its last 11 games.
- UK has had four of more players score in double digits in 10 games this year and are 7-3 in those game.
- Kentucky has had 14+ assists in eight of its last 11 games and are 14-3 this season with 14+ dimes.
- UK is 12-3 this season when it scored 70 or more points and hits 40 percent or better from the field.
- The Wildcats are 6-1 this season when they score 20+ points of turnovers. UK had 28 points off turnovers vs. Alabama and 25 at Arkansas. The Cats turned Auburn over 25 times and scored a season-high 32 points off those miscues. UK had 22 points off turnovers at Ole Miss.
- The win at Florida snapped a eight-game losing streak for the Cats. The streak came against stiff competition falling on the road at Florida Gulf Coast, Miami (Fla.), Middle Tennessee (who have all been receiving votes this season) and then-No. 19 Texas A&M, and home setbacks vs. Georgia (currently No. 19 in AP Top 25), then-No. 3 Louisville, then-No. 7 Tennessee and then-No. 24 Cal.
- Fifteen of Kentucky's 16 losses this season have come to teams that have been ranked or receiving votes in the national rankings. Ten of the losses have come to teams that were ranked inside the top-25 at the time UK played in (Baylor, UoFL, Cal, Tenn., TAMU, South Carolina (2x), Mizou, Miss. St. (2x)).
- Kentucky was the only team in the SEC to play six non-conference true road games this season.
- UK is 0-10 vs. ranked foes this season, falling to Baylor, UoFL, Cal, Tennessee, Texas A&M, South Carolina (2x), Missouri and Miss. State (2x). This is the first year since 2006-07 UK has zero wins vs. ranked foes.
- The Wildcats have played 17 games this season against teams that currently rank top 100 in the NCAA RPI, including 12 games vs. RPI top-40 teams.
- UK is in rebuilding mode this season after losing 33.6 of the it's 70.9 points scored from last season with the loss of All-America honorees Makayla Epps and Evelyn Akhator. UK lost 47.4% of its scoring, 42.0% of its rebounding, 49.7% of its made field goals, and 35.3% of its assists.
- Kentucky entered the season with 11 of its 14 players having played only one season or less for the Wildcats. Rice, Murray, Morris are the only three that entered the season having played more than one season with the program. Cann, Hardin, Halsel, Poffenberger and Roper are in their second seasons, while the five newcomers and Anyagaligbo are in their first season.
- Maci Morris became the third player in program history to score 35 points or more in an SEC game with her career-high 35 points against South Carolina.
- Morris is making her way up the all-time 3-point field goals made list at Kentucky. The native of Pineville, Ky., has hit 176 career 3s which ranks her tied for fourth all-time in UK history. Morris needs 1 more to tie A'dia Mathies (2010-13) for third all-time.
- Morris became the 33rd member of UK's 1,000-Point Club scoring the first six points of UK's win vs. Auburn. The native of Bell County, Ky., is the 17th Kentuckian on the list. She now has 1,196 points.
- Kentucky is hitting 6.1 3s per game this season. UK's current total of 188 made 3s ranks fourth most in a season in program history. The 2012-13 team hit a program-record 240 3s.
- Kentucky started the season with a 6-0 record for the first time since the 2015-16 season when UK began the year 11-0. This was the fifth time UK started a season 6-0 under Mitchell and the ninth such start in program history.
- Matthew Mitchell became the all-time winningest head coach in Kentucky women's basketball history in March of 2013 with his 139th win at UK. The win at Florida was Mitchell's 250th at Kentucky. Including the storied history of the UK MBB program, he is the fifth Kentucky Basketball head coach to win 250 games with the Wildcats joining Adolph Rupp, Joe B Hall, Tubby Smith and John Calipari.
- All 13 eligible Wildcats this season have not only played but scored this season. That is the most players to score in a game for a UK team since 2012-13.
- Junior forward Ogechi Anyagaligbo will miss the 2017-18 season due to sustaining a torn ACL in Kentucky's exhibition game vs. Southern Indiana. The loss leaves Kentucky with just one scholarship post player this season that is not a true freshmen.
- For the eighth straight year, UK began its season ranked or receiving votes inside in the USA Today/Coaches' and AP Preseason Top 25, receiving votes in both listings. The Wildcats' highest ranking this season was No. 20 in the AP Top 25 and No. 23 in the USA Today/Coaches Top 25.
- In 44 years of varsity women's basketball, Kentucky has 88 wins over ranked opponents, including 47 of those wins coming under Mitchell.
- UK played three regular-season games inside Rupp Arena this year for the first time since the 2007-08 season when UK played five games inside the historic building. UK went 0-3 inside Rupp Arena this season.

SEC STANDINGS (FINAL)

Team	SEC	Pct.	All	Pct.
#Mississippi State	16-0	1.000	30-0	1.000
Georgia	12-4	.750	24-5	.827
South Carolina	12-4	.750	23-6	.793
Missouri	11-5	.687	23-6	.793
Tennessee	11-5	.687	23-6	.793
Texas A&M	11-5	.687	23-8	.741
LSU	11-5	.687	19-8	.703
Alabama	7-9	.437	17-13	.566
KENTUCKY	6-10	.375	15-16	.486
Auburn	5-11	.312	14-14	.500
Arkansas	3-13	.187	13-17	.433
Florida	3-13	.187	11-19	.366
Vanderbilt	3-13	.187	7-24	.225
Ole Miss	1-15	.062	12-18	.400

- Regular season champions
 ^ - Tournament champions

QUICK FACTS

Location: Lexington, Ky.
 Founded: 1865
 Enrollment: 30,000
 Nickname: Wildcats
 Colors: Blue (PMS 286) and White
 Conference: Southeastern (Eastern Division)
 Arena: Memorial Coliseum (8,000)
 President: Dr. Eli Capilouto
 Athletics Director: Mitch Barnhart
 Faculty Representative: Dr. Joseph L Fink III

COACHING STAFF

Head Coach: Matthew Mitchell
 Assistant Coaches: Kyra Elzy, Niya Butts, Lin Dunn

MEDIA RELATIONS

Asst. Media Relations Dir./WBB Contact
 Evan Crane
 270-559-8120 · cell
 wesley.crane@uky.edu
 Twitter: @EvanCraneKy
 Media Relations Assistant (No. 2 WBB Contact)
 Karlie Kinneer
 515-460-1285 · cell
 karlie.kinneer@uky.edu
 Twitter: @KarlieKinneer

WHO'S UP NEXT?



(If win) vs. Texas A&M/LSU
 Saturday, March 3
 5 p.m. ET
 Bridgestone Arena
 (20,000)
 ESPNU

UK WBB ON SOCIAL MEDIA

Kentucky women's basketball is one of the most popular programs on Twitter. UK's account ranks fourth nationally, while head coach Matthew Mitchell has the second-most followers among Division I women's basketball coaches.

@KentuckyWBB - 4th nationally with 38K+ followers
 @UKCoachMitchell - 2nd nationally with 33K+ followers

KENTUCKY'S RECORD WHEN...

	ALL	SEC
Leading or tied at halftime	13-2	6-0
Trailing at halftime	2-14	0-10
Shoot 50 percent or higher	4-2	1-2
Shoot 60 percent or higher	1-0	1-0
Shoot less than 50 percent	11-14	5-8
Shoot higher percentage than opp.	14-2	5-1
Shoot lower percentage than opp	1-14	1-9
Opp. shoot worse than 50 percent	15-12	6-7
Opp. shoot 50 percent or higher	0-5	0-4
Opp. shoot 60 percent or higher	0-1	0-1
Score less than 60 points	1-7	1-4
Score 60 or more points	14-8	5-5
Score 70 or more points	12-3	4-3
Score 80 or more points	4-0	0-0
Score 90 or more points	2-0	0-0
Score 100 or more points	2-0	0-0
Opp. score 30 or less points	0-0	0-0
Opp. score 40 or less points	2-0	0-0
Opp. score 50 or less points	3-0	1-0
Opp. score 60 or less points	9-1	4-1
Opp. score 70 or less points	14-8	5-3
Opp. score 80 or less points	15-11	6-6
Opp. score 60 or more points	6-16	2-9
Opp. score 70 or more points	2-11	1-8
Opp. score 80 or more points	0-6	0-4
Opp. score 90 or more points	0-0	0-0
Outrebound or same as opponent	12-4	4-1
Outrebounded by opponent	3-12	2-9
Commit fewer turnovers than opp.	12-6	5-5
Commit same turnovers as opp.	0-3	0-1
Commit more turnovers than opp.	3-7	1-4
Commit single digit turnovers	2-2	0-2
Force 20 or more turnovers	2-1	1-1
Force 25 or more turnovers	1-0	1-0
Make 6 or more 3-pointers	12-8	4-5
Make 5 or fewer 3-pointers	3-7	2-5
Opp. make 6 or more 3-pointers	5-12	4-7
Opp. make 5 or fewer 3-pointers	10-4	2-3
Game decided by 10 pts or less:	4-6	2-3
Game decided by 1-5 pts:	1-4	1-3
Game decided by 6-10 pts:	2-1	1-0
Game decided by 11-15 pts:	1-4	1-3
Game decided by 16+ pts:	10-6	3-4
Overtime games:	0-0	0-0
Televised games:	14-16	6-10
ACCN Extra	0-1	0-0
SEC Network+	10-1	4-1
Fox College Sports Central	0-1	0-0
ESPN	0-3	0-3
ESPN2	0-0	0-0
ESPN3	0-1	0-0
SEC Network	3-8	2-6
Pac-12 Network	1-0	0-0
Games vs. AP ranked opponents:	0-10	0-7
Games vs. AP Top 10	0-7	0-5
Games following a loss:	6-10	4-6
Games following a win:	8-6	2-4
More points in the paint than opp.:	10-4	4-2
Fewer points in the paint than opp.:	3-12	1-8
Same points in the paint than opp.:	2-0	1-0
More points off turnovers:	13-2	4-2
Fewer points off turnovers:	1-14	1-9
Same points off turnovers:	0-1	0-0
More bench points than opp.:	12-9	6-6
Fewer bench points than opp.:	3-6	0-4
Same bench points as opp.:	0-1	0-0
More 2nd-chance points than opp.:	8-6	2-2
Fewer 2nd-chance points than opp.:	4-10	1-8
Same 2nd-chance points as opp.:	3-0	3-0
One UK player scores 10+:	0-5	0-5
Two UK players score 10+:	3-4	1-0
Three UK players score 10+:	6-3	3-3
Four UK players score 10+:	2-4	0-2
Five UK players score 10+:	4-0	2-0
Six UK players score 10+:	0-0	0-0
Seven UK players score 10+:	0-0	0-0
Eight UK players score 10+:	0-0	0-0
On Monday:	1-1	1-1
On Tuesday:	1-0	0-0
On Wednesday:	1-0	0-0
On Thursday:	7-6	5-3
On Friday:	1-1	0-0
On Saturday:	0-0	0-0
On Sunday:	4-8	0-6
In November:	6-1	0-0
In December:	2-5	0-1
In January:	2-4	2-4
In February:	3-5	3-5
In March:	1-0	0-0
In April:	0-0	0-0

KENTUCKY IN THE SEC TOURNAMENT

- Kentucky is 35-38 all-time in the SEC Tournament.
- UK has won at least one game in the event in each of the last nine years.
- This was the second straight season that Kentucky has defeated Alabama in the event with UK winning last season's battle in the quarterfinals, 65-55.
- Kentucky is 5-2 against Mississippi State all-time in the SEC Tournament, including 2-0 under Mitchell.
- The Wildcats are 15-12 all-time in the quarterfinals of the tournament.
- This is the second time UK and Miss. State have met in the quarterfinals of the event with UK winning both of the previous meetings. UK def. MSU 106-82 in 1981 and 76-67 in 2015.
- This is only the second time in Mitchell's 11-year tenure that UK hasn't finished top four in the league.
- Complete UK in the SEC Tournament records can be found on page 19 of the game notes.
- A win vs. Mississippi State would mark the first time since 1997 that a 9 seed defeated a 1 seed in the SEC Tournament (Auburn 75, Georgia 47).
- UK is 0-2 vs. No. 1 seeds in the SEC Tournament as the No. 9 seed falling to Tennessee 74-62 in 1995 and to Georgia 63-45 in 2000.

SERIES HISTORY VS. MISSISSIPPI STATE

- Kentucky leads the all-time series against Mississippi St. 27-19, including a 5-1 mark in neutral-site games.
- The Bulldogs won both meetings this season against the Wildcats, defeating UK 74-55 in Starkville and 85-63 in Lexington. Prior to this season, UK had won 11 straight against the Bulldogs.
- Three of the last eight meetings in the series have gone to overtime.
- Matthew Mitchell is 12-3 all-time against Mississippi State as a head coach.

SCOUTING MISSISSIPPI STATE

- Mississippi State ended the regular season 30-0 for the first perfect regular season by an SEC team since Tennessee in 1998. The Bulldogs are the regular-season conference champions and the No. 1 seed.
- The Bulldogs are coming off an 71-64 win over Kentucky in the regular-season finale last Sunday in Lexington. Five Bulldogs scored in double figures in the game with Teaira McCown leading the way with 20 points and 20 rebounds, adding five blocks. Victoria Vivians scored 18 points with 10 rebounds and five assists, while Roshunda Johnson hit three 3s and scored 15 points. Blair Schaefer had 12 points with four 3s, while Chloe Bibby had 10 points and two rebounds. The Bulldogs shot 52.2 percent from the field, outrebounded UK 40-23, had 23 points off turnovers and 20 second-chance points.
- Vivians is averaging a team-best 19.7 points per game, adding 6.0 rebounds per game. McCowan is averaging a double-double at 18.7 ppg/13.5 rpg, while Johnson has hit 62 3-pointers and is averaging 11.9 points per game. Blair Schaefer leads the team with 81 made 3s averaging 9.8 points per game.

LAST TIME VS. MISSISSIPPI STATE

- Mississippi State led 21-18 at the end of the first quarter, but used a 25-13 edge in the second quarter to take control of the game. The second quarter was the only quarter in the game that the Bulldogs won by more than four points. MSU shot 52.2 percent from the field, hit 10-of-18 from long range and had a large advantage in nearly every statistical category. The Bulldogs won the rebounding advantage 40-23, points in the paint 38-20, points off turnovers 23-14 and second-chance points 20-6.
- UK shot 42.3 percent from the field with 14 assists but hit just 4-of-12 from long range in the game. Maci Morris led Kentucky with 22 points, going 3-of-5 from 3 with three blocks and three steals. Amanda Paschal had 11 points with three rebounds while Dorie Harrison had 13 points with two blocks.

2017-18 GAME NOTES

MORRIS, MURRAY, RICE EARN ALL-SEC HONORS

Junior guards Maci Morris and Taylor Murray along with senior center Alyssa Rice have received recognition from league coaches as all three earned All-Southeastern Conference honors. Morris was named to the All-SEC Second Team, while Murray was on the All-Defensive Team and Rice was tabbed one of three Scholar-Athletes of the Year.

This is the second All-SEC honor for Morris, who was selected to the SEC All-Freshman team in 2016, and the first for Rice and for Murray, who was named a preseason All-SEC Second Team selection earlier this season. Morris continues UK's stretch with at least one All-SEC First or Second Team honoree in every year under 11-year head coach Matthew Mitchell. Murray becomes the first UK player since Linnae Harper in 2015 to be named to the all-defensive team, while Rice is only the second scholar-athlete award winner in program history, joining Chelsea Chowning who won the award in 2008.

18 SECOND-HALF POINTS BY MORRIS LEAD UK PAST ALABAMA IN SEC TOURNAMENT

Maci Morris scored 18 second-half points, while Taylor Murray added 18 for the game and UK shot an impressive 66.6 percent from the field in the second half to earn a come-from-behind win against Alabama in the second round of the SEC Tournament on Thursday. Morris also led Kentucky with seven rebounds and six assists in the game. After trailing by as many as nine in the third quarter, UK used an 10-0 run to take a 48-46 lead with 35 seconds left in the period. UK never looked back, outscoring the Tide 21-16 in the fourth quarter to seal the win. With UK up 67-62 with under a minute to play, the Wildcats drained the shot clock with Morris hitting a big 3 late in the clock to all but seal the win.

MORRIS JOINING ELITE COMPANY WITH 20-POINT PERFORMANCES

Maci Morris has scored 20 or more points in seven straight league games becoming only the second player in program history to accomplish that feat, joining former UK All-American Valerie Still (1982). Morris is the only player in the SEC to score 20 or more points in seven straight league games this season. More impressive is the stretch has come against tough competition as four of the six games were vs. top-15 teams. The stretch

includes 22 at Missouri, 21 at Mississippi State, 20 vs. Arkansas, 35 at South Carolina, 20 at Ole Miss, 22 vs. Miss. State and 25 vs. Alabama.

MORRIS HAS CAREER NIGHT VS. SOUTH CAROLINA

Although the Wildcats didn't get the win at No. 8 South Carolina, it was a career night for junior guard Maci Morris who led all scorers with 35 points on 13-of-23 shooting, including 5-of-9 from long range. Here are some notes about the incredible performance:

- The 30-point scoring effort was the first for a UK player since Makayla Epps had 31 against the Gamecocks on March 4, 2017 in the SEC Tournament.
- Morris the first player to score 35 or more points in a game since Makayla Epps accomplished the feat with 42 points against Mississippi State on Feb. 12, 2015.
- Morris is only the third player in school history to score 35 points or more in an SEC game, joining Makayla Epps and Valerie Still on that list.
- Morris has hit five or more 3s in a game five times this season.

OFFENSIVE TRENDS TELL THE STORY

There are some key offensive stats that have helped tell why the Wildcats have been able to have more success the past few weeks. UK has won six of its last 11 games shooting 46.7 percent from the field in those games, including 39.4 percent from 3 and averaging 70.6 points per game. In its previous seven games before that, UK was shooting just 35.6 percent from the field, 27.4 percent from 3 and averaging just 56.1 points per game. UK has had at least four players in double figures in five games during that stretch, including five in both games vs. Arkansas. UK is 4-0 this season when five players are in double figures.

Other offensive trends that help tell UK's story are:

- Kentucky has had 14+ assists in eight of its last 11 games and is 14-3 this season with 14+ dimes.
- UK is 12-3 this season when it scored 70 or more points and hits 40 percent or better from the field.
- The Wildcats are 6-1 this season when they score 20+ points of turnovers. UK had 28 points off turnovers vs. Alabama, 25 at Arkansas and a season-best 32 vs. Auburn forcing the Tigers into 25 turnovers. The Cats had 22 points off Ole Miss turnovers.
- Seven of UK's best 10 shooting games this season have come in the past 11 games. In fact, UK shot 45% or better from the field just four times in its first 20 games while they have accomplished the feat seven times in the last 11 games.

SECOND HALF CATS

The Wildcats have not come out of the gates the way Coach Mitchell would want them, but UK is getting it done in the second half this season. In its last 11 second halves, the Wildcats are shooting 49.8 percent from the field, 41.9 percent from 3 and averaging 38.9 points. Against Missouri, UK outscored the Tigers 46-42 in the second half with 32 4Q points and hit 54.8 percent from the field. The Cats outscored Alabama 45-25 (25-5 in the 4Q) in the second half hitting 72 percent from the field and followed that script vs. Auburn by outscoring the Tigers 36-23 in the second half and hit 54.5 percent. UK outscored LSU 44-34 in the second half. The Wildcats outscored No. 2 Mississippi State 21-16 in the third quarter and fell just short of outscoring the Bulldogs the entire second half, 33-34. UK continued its strong second half streak against Arkansas, outscoring the Razorbacks 39-25 in the final 20 minutes, including 21-10 in the fourth quarter. UK shot 66.6 percent in the second half vs. Alabama in the SEC Tournament Second Round, scoring 48 points.

TOUGHNESS, MATURITY HELP UK SWEEP SEASON SERIES VS. ARKANSAS

Early in the second half of the second meeting against Arkansas, the Wildcats held a 45-34 lead and looked to be in complete control. Then adversity hit as the Razorbacks went on a 11-0 run to tie the game at 45. Instead of backing down, however, the Wildcats showed toughness and maturity according to Mitchell by ending the third quarter on a 12-2 run to retake the lead and then sealed the win with a 14-1 run in the fourth quarter. It was two Maci Morris free throws that stopped the Arkansas run and then a huge 3-pointer by Tatyana Wyatt and layup by Taylor Murray to push the lead to 7. After an Arkansas free throw, Wyatt hit another 3 to give UK a nine-point lead and after another Arkansas free throw, Wyatt hit connected on two foul shots to give the Cats a 57-47 edge at the end of the third quarter.

Five Wildcats scored in double figures in the game with Morris leading the way with 20 while Wyatt had 11 with a career-high three 3s. Alyssa Rice had 13 points, nine rebounds and three blocks, while KeKe McKinney had 11 points and Dorie Harrison had 10 points. UK won the battle in the paint 38-12 and had a 32-7 edge in bench points.

DEFENSE, CLUTCH FOURTH QUARTER POWERS UK OVER AUBURN

Kentucky shot just 39.2 percent from the floor against Auburn, but thanks to outscoring the Tigers 23-10 in the fourth quarter the Wildcats earned their third straight double-digit victory. The win marked the first time this season that UK had won a game when shooting a lower percentage than its opponent. It was Kentucky's defense that helped the Cats earn the win, limiting the Tigers to just 48 points. UK forced a season-high 25 turnovers in the game and scored a season-high 32 points off those Auburn miscues.

Although UK struggled in the fourth quarter at Arkansas to sustain a 25+ point lead, the Wildcats have used strong fourth quarters against Auburn, Alabama and vs. Arkansas at home for wins. UK outscored Alabama 25-5 in the fourth and Auburn 23-10. The Wildcats outscored LSU 27-21 in the fourth quarter.

UK'S OFFENSE EXPLODES VS. ALABAMA IN REGULAR SEASON

Kentucky had been putting in way too much hard work in practice everyone knew the Wildcats were going to have a breakout performance sooner rather than later. That performance came against Alabama as UK went 33-of-51 from the field for 64.7 percent - the second best field goal percentage in a game in program history. The Wildcats went on to win the game 79-54 thanks to a 25-5 edge in the fourth quarter. The 25-point margin of victory was UK's largest in a SEC game since defeating Ole Miss 89-57 in Jan, 2017.

6 UK outscored the Tide in the paint, 36-20, and off turnovers, 28-10, while four Kentucky players scored in double figures.

DOUBLE-DOUBLES

TAYLOR MURRAY: 5 CAREER (3 SEASON)

2017-18 (3)
18 points - 12 rebounds at Montana, 11-16-17
20 points - 10 assists vs. Alabama, 1-25-18
12 points - 10 assists at Ole Miss, 2-22-18
2016-17 (2)
11 points - 13 rebounds at LSU, 1-19-17
18 points - 13 rebounds at Missouri, 1-30-17

MACI MORRIS: 1 CAREER (1 SEASON)

2017-18 (1)
10 points, 10 rebounds vs. Gardner-Webb, 11-12-17

MAKENZIE CANN: 2 CAREER (2 SEASON)

2017-18 (3)
15 points, 10 rebounds at Wash. State, 11-19-17
15 points, 10 rebounds vs. Morehead St., 11-22-17

ALYSSA RICE: 2 CAREER (2 SEASON)

2017-18 (2)
19 points, 10 rebounds vs. Marshall, 11-26-17
11 points, 12 rebounds at Miami, 12-10-17

TATYANA WYATT: 1 CAREER (1 SEASON)

2017-18 (1)
20 points, 10 rebounds vs. Evansville, 12-5-17

CAREER 20-POINT GAMES

Maci Morris		13
29	vs. Arizona State	12/11/16
20	at Washington State	11/19/17
22	at Baylor	11/30/17
20	vs. Evansville	12/5/17
21	vs. Cal	12/21/17
22	at Texas A&M	1/4/18
22	at Missouri	2/8/18
21	at Mississippi State	2/13/18
20	vs. Arkansas	2/15/18
35	at South Carolina	2/18/18
20	at Ole Miss	2/22/18
22	vs. Mississippi State	2/25/18
25	vs. Alabama	3/1/18

Taylor Murray		6
21	at Louisville	12/4/16
23	at Tennessee	1/1/17
29	at South Carolina	2/26/17
22	vs. Sacramento State	11/10/17
23	at Vanderbilt	1/15/18
20	vs. Alabama	1/25/18
23	at Missouri	2/8/18

Makenzie Cann		1
20	vs. New Hampshire	11/17/16

Tatyana Wyatt		1
20	vs. Evansville	12/5/17

MATTHEW MITCHELL ERA

(2007-Present)	Total
Home Games.....	155-36
Memorial Coliseum.....	149-27
Rupp Arena.....	6-9
Road Games.....	70-58
Neutral Sites.....	34-18
SEC Games.....	108-64
Home.....	62-23
Road.....	46-40
Regular season, non-conference.....	119-32
Home.....	89-9
Road.....	24-20
Neutral.....	6-3
vs. ranked teams in non-conference.....	12-15
SEC Tournament.....	16-10
NCAA Tournament.....	16-8
WNIT.....	3-2
Leading or tied at halftime.....	207-27
Trailing at halftime.....	49-88
Shoot 50 percent or higher.....	41-5
Shoot less than 50 percent.....	215-111
Shoot higher percentage than opp.....	135-17
Shoot lower percentage than opp.....	65-97
Shooting same percentage as opp.....	2-2
Opp. shoots worse than 50 percent.....	248-80
Opp. shoots 50 percent or higher.....	8-36
Score fewer than 60 points.....	20-46
Score 60 or more points.....	230-66
Score 70 or more points.....	168-26
Score 80 or more points.....	95-5
Score 90 or more points.....	41-1
Score 100 or more points.....	18-0
Opp. scores 30 or fewer points.....	2-0
Opp. scores 40 or fewer points.....	18-0
Opp. scores 50 or fewer points.....	57-1
Opp. scores 60 or fewer points.....	143-12
Opp. scores 70 or fewer points.....	218-43
Opp. scores 80 or fewer points.....	242-79
Opp. scores 60 or more points.....	108-88
Opp. scores 70 or more points.....	34-65
Opp. scores 80 or more points.....	5-33
Opp. scores 90 or more points.....	2-10
Outrebounds or same as opponent.....	175-42
Outrebounded by opponent.....	81-74
Commits fewer turnovers than opp.....	207-58
Commits same turnovers as opp.....	3-10
Commits more turnovers than opp.....	46-48
Force 30 or more turnovers.....	30-1
Makes 6 or more 3-pointers.....	133-31
Makes 5 or fewer 3-pointers.....	124-85
Game decided by 10 pts or fewer.....	99-65
Game decided by 1-5 pts.....	47-29
Game decided by 11-15 pts.....	38-22
Game decided by 16+ pts.....	115-21
Overtime games.....	9-4
Televised games.....	167-83
Games vs. ranked opponents.....	47-63
Games vs. top 10 ranked opponents.....	16-39
Games following a loss.....	72-33
Games following a win.....	172-82
More points in the paint than opp.....	186-30
Fewer points in the paint than opp.....	60-76
Same points in the paint than opp.....	10-10
More bench points than opp.....	189-51
Fewer bench points than opp.....	64-63
Same bench points as opp.....	3-2
More 2nd-chance points than opp.....	168-58
Fewer 2nd-chance points than opp.....	66-50
Same 2nd-chance points as opp.....	22-8
On Monday.....	12-9
On Tuesday.....	11-5
On Wednesday.....	16-2
On Thursday.....	67-36
On Friday.....	35-6
On Saturday.....	24-12
On Sunday.....	91-46
In November.....	60-9
In December.....	47-21
In January.....	62-33
In February.....	48-31
In March.....	39-21
In April.....	0-1

STARTING LINEUP RECORDS

Team	F/G	C	G	G	G	Result
Sacramento St	Harrison	Rice	Cann	Murray	Morris	W, 101-70
Gardner-Webb	Harrison	Rice	Cann	Murray	Morris	W, 72-34
Montana	Harrison	Rice	Cann	Murray	Morris	W, 71-54
Wash. State	Harrison	Rice	Cann	Murray	Morris	W, 73-68
Morehead St.	Harrison	Rice	Cann	Murray	Morris	W, 86-53
Marshall	Harrison	Rice	Cann	Murray	Morris	W, 69-39
Baylor	McKinney	Rice	Cann	Murray	Morris	L, 63-90
Tenn. Tech	McKinney	Rice	Cann	Murray	Morris	W, 82-54
Evansville	McKinney	Rice	Cann	Murray	Morris	W, 100-62
FGCU	Wyatt	Rice	Cann	Murray	Morris	L, 70-64
Miami	Wyatt	Rice	Cann	Murray	Morris	L, 65-54
UofL	Roper	Rice	Cann	Murray	Morris	L, 87-63
Cal	McKinney	Rice	Cann	Murray	Morris	L, 62-52
MTSU	McKinney	Rice	Cann	Murray	Morris	L, 62-57
Tennessee	McKinney	Rice	Cann	Murray	Morris	L, 63-49
TAMU	Harrison	Rice	Cann	Murray	Morris	L, 74-70
Georgia	Harrison	Rice	Cann	Murray	Morris	L, 56-42
Florida	Wyatt	Rice	Cann	Murray	Morris	W, 56-53
Vandy	Wyatt	Rice	Cann	Murray	Roper	L, 70-55
S. Carolina	McKinney	Rice	Cann	Murray	Morris	L, 81-64
Alabama	McKinney	Rice	Cann	Murray	Morris	W, 79-54
Arkansas	McKinney	Rice	Cann	Murray	Morris	W, 76-65
Auburn	McKinney	Rice	Cann	Murray	Morris	W, 65-48
LSU	McKinney	Rice	Cann	Murray	Morris	L, 72-70
Missouri	McKinney	Rice	Cann	Murray	Morris	L, 83-78
Miss. State	McKinney	Rice	Cann	Murray	Morris	L, 74-55
Arkansas	McKinney	Rice	Cann	Murray	Morris	W, 78-57
S. Carolina	McKinney	Rice	Cann	Murray	Morris	L, 81-63
Ole Miss	McKinney	Rice	Cann	Murray	Morris	W, 79-71
Miss. State	McKinney	Rice	Hardin	Murray	Morris	L, 85-63
Alabama	Paschal	Rice	Cann	Murray	Morris	W, 71-64
Record by Lineups:						
1.	Harrison	Rice	Cann	Murray	Morris	6-2
2.	McKinney	Rice	Cann	Murray	Morris	7-9
3.	Wyatt	Rice	Cann	Murray	Morris	1-2
4.	Roper	Rice	Cann	Murray	Morris	0-1
5.	Wyatt	Rice	Cann	Murray	Roper	0-1
6.	McKinney	Rice	Hardin	Murray	Morris	0-1
7.	Paschal	Rice	Cann	Murray	Morris	1-0

bold indicates last starting lineup used

Taylor Murray recorded her fourth career double-double with 20 points and a season-high 10 assists, becoming the first player in program history to have at least 20 points and 10 assists in an SEC game. The performance marked the fourth 20-point, 10-assist performance in UK women's basketball history, and the first since Makayla Epps vs. Morehead State on Nov. 18, 2015. Her 10 assists marked the first double-digit assist performance from a UK player since she had 11 vs. Florida on Feb. 19, 2017.

Dorie Harrison and KeKe McKinney were also brilliant in the game. Harrison scored a career-high 15 points and grabbed five boards for UK, going 5-of-9 from the floor. She also made five free throws on six attempts. McKinney matched her career-high with 12 points to go with five rebounds in the victory. It was her second consecutive game scoring 12 points.

KENTUCKY SHOWS OFFENSIVE POTENTIAL IN SECOND HALF VS. SOUTH CAROLINA (1/21)

Kentucky scored 28 points in the third quarter against South Carolina at home, which was its most points in a quarter in conference play this season. It was the type of performance Mitchell and Co. knew they could use to move forward. The Wildcats looked much more efficient on the offensive side against the Gamecocks, scoring 44 points in the second half on 42.5% shooting from the field, including four 3s. The Wildcats also showed some improvement in some "hustle areas" as Mitchell calls them with a 15-9 edge in offensive rebounds and 17-7 edge in second-chance points. UK forced South Carolina into 17 turnovers and scored 23 points off those miscues. Although UK ended the game with 16 turnovers, the Wildcats only had two miscues in the second half.

MITCHELL'S DEFENSIVE FUNDAMENTALS WILL PLAY OFF IN LONG RUN

You don't have to spend too much time around Matthew Mitchell to understand his importance on defensive fundamentals. The Wildcats have showed they aren't where they need to be but are improving every day. UK's best defensive performance came against Gardner-Webb, limiting the Running' Bulldogs to just 34 points on 14-of-55 shooting in a 72-34 win inside Memorial Coliseum. UK was also strong defensively against Marshall, limiting the Herd to just 29.8% from the field on 14-of-47 shooting. Marshall did not make a field goal in the fourth quarter. UK limited Tennessee Tech to just 33.3 percent from the field and posted a season-best 9 blocks. In league play, Kentucky limited Tennessee to just 63 points, which was the lowest scoring total of the season for the Lady Vols, who entered the game averaging 88.3 points per game. Against Georgia, the Wildcats limited the Bulldogs to just 56 points on 27.8 percent shooting, forcing 18 turnovers. The Crimson Tide hit just 39.2 percent from the field against UK scoring just 54 points, while Auburn scored just 48. Against Arkansas at home, the Razorbacks scored just 57 points.

TOP-10 HOME GAMES ATTENDANCES (! INCLUDES RUPP ARENA)

1.	23,705	Duke !	12/22/13
2.	22,075	Baylor !	11/17/14
3.	18,488	DePaul !	12/07/12
4.	17,150	Duke !	12/20/15
5.	14,508	Duke !	12/08/11
6.	14,425	Louisville !	12/10/15
7.	13,689	Tennessee !	01/26/06
8.	10,622	Old Dominion	02/05/83
9.	10,390	Rutgers !	01/12/80
10.	10,192	Louisville !	12/28/06

TOP-10 MEMORIAL COLISEUM ATTENDANCES

1.	10,622	Old Dominion	02/06/83
2.	8,429	Tennessee	01/29/04
3.	8,223	Auburn	02/18/83
4.	8,200	Tennessee	02/09/83
5.	8,130	Tennessee	01/23/00
6.	7,965	Tennessee	03/03/13
7.	7,963	Louisville	12/11/13
8.	7,961	Tennessee	01/12/12
9.	7,951	Louisville	12/04/11
10.	7,888	Florida	01/22/12

HOME COURT WINNING STREAKS (INCLUDES RUPP ARENA)

	Games	Began	Ended
1.	34	Feb. 13, 2011	Feb. 3, 2013
2.	30	Feb. 12, 1980	Jan. 31, 1982
3.	25	March 19, 2009	Jan. 9, 2010
4.	19	Feb. 23, 1982	Feb. 9, 1983
5.	14	Jan. 31, 1990	Jan. 27, 1991
6.	13	Jan. 30, 1984	Jan. 13, 1985
	13	March 2, 2014	Jan. 29, 2015
8.	11	Feb. 7, 1987	Jan. 7, 1988
	11	Feb. 10, 1979	Feb. 2, 1980
10.	10	Nov. 19, 2004	Jan. 27, 2005

KENTUCKY ATTENDANCE AVERAGES LAST 13 YEARS

Year	Total	(Games) Rank	Avg. PG
2003-04	72,533	(14 games) 16th	5,182
2004-05	90,663	(19 games) 20th	4,772
2005-06	77,411	(15 games) 20th	5,161
2006-07	87,943	(15 games) 13th	5,863
2007-08	85,769	(18 games) 23rd	4,756
2008-09	75,194	(17 games) 21st	4,423
2009-10	95,615	(17 games) 14th	5,624
2010-11	95,453	(15 games) 11th	6,364
2011-12	113,068	(18 games) 13th	6,282
2012-13	104,447	(17 games) 11th	6,144
2013-14	121,089*	(18 games) 9th	6,727*
2014-15	108,436	(17 games) 8th	6,379
2015-16	116,164	(18 games) 8th	6,454
2016-17	104,252	(20 games) 14th	5,213

* - SCHOOL RECORD



Memorial Coliseum (8,000)

- The Cats own a 439-156 (.737) overall in the historic building, including a 149-27 (.846) mark under head coach Matthew Mitchell.
- The Cats have ranked in the top 25 nationally, and in the SEC's top four, in average attendance 14 straight seasons. UK ranked 14th nationally in average attendance with 5,213 fans per game last year.
- UK's 13-game home winning streak (the sixth-longest in school history) was snapped on Jan. 29, 2015 vs. Tennessee.



Rupp Arena (23,000)

- The Cats are 25-18 all-time in Rupp Arena (.581), including a 6-10 mark under Matthew Mitchell. (NOTE: UK's game against Washington in the 2016 Sweet 16 did not count as a home game, but does count in UK's record in the all-time building.)
- The second-highest attendance mark in school history was set on Nov. 17, 2014 when 22,075 fans witnessed UK's upset of No. 8/9 Baylor, 74-64.
- For the first time since the women's basketball Final Four in 1986, Rupp Arena and the University of Kentucky have been selected to host the NCAA regional tournament in 2016, 2017 and 2018 for women's basketball.
- Kentucky will play three games in Rupp Arena this season, squaring off against SEC foes South Carolina, LSU and Tennessee.

2016-17 NATIONAL AVERAGE ATTENDANCE

Team	Total	Avg	Games
1. So. Carolina	196,431	12,277	16
2. Tennessee	146,948	9,184	16
3. Iowa State	173,018	9,106	19
4. UConn	142,213	8,888	16
5. Louisville	165,115	8,256	20
6. Notre Dame	137,764	8,104	17
7. Miss. St.	86,328	6,641	13
8. Michigan St.	84,152	6,011	14
9. Purdue	89,099	5,940	15
10. Baylor	106,812	5,934	18
11. Maryland	97,497	5,735	17
12. Gonzaga	84,266	5,618	15
13. Ohio St.	93,921	5,218	18
14. Kentucky	104,252	5,213	20
15. Kansas St.	92,454	5,136	18

2016-17 NATIONAL TOTAL ATTENDANCE

Team	Total	Avg	Games
1. So. Carolina	196,431	12,277	16
2. Iowa State	173,018	9,106	19
3. Louisville	165,115	8,256	20
4. Tennessee	146,948	9,184	16
5. UConn	142,213	8,888	16
6. Notre Dame	137,815	8,104	17
7. Baylor	106,812	5,934	18
8. Kentucky	104,252	5,213	20
9. Maryland	97,497	5,735	17
10. Ohio State	93,921	5,218	18

MEDIA REQUESTS

CREDENTIAL REQUESTS

Requests for media credentials and parking passes for 2017-18 Kentucky WBB home games should be made to Evan Crane at wesley.crane@uky.edu. Requests for UK away games should go to the media relations office of the home team.

UK WEBSITE -- UKATHLETICS.COM

Visit the official University of Kentucky Athletics web site at ukathletics.com. The official Southeastern Conference web site is secsports.com. A more interactive web site can be found at kentuckywomensbasketball.com.

GET LIVE STATS ON YOUR LAPTOP!

The University of Kentucky has partnered with StatBroadcast Systems to provide stats technologies, namely its StatMonitr wireless stat monitors and online media stats, at Kentucky home women's basketball games this season.

To access live game stats on your personal laptop, go to: <http://kentucky.statbroadcast.com>.

UK MEDIA CONFERENCE

Each game week in the UK Media Room head coach Matthew Mitchell will hold a press conference to discuss the upcoming game. Selected players are available following the press conference. Check with UK media relations for exact times and dates. Selected quotes from the media conference are available via ukathletics.com.

WEEKDAY INTERVIEWS

Interview Policies-General — All interviews with Kentucky women's basketball players or staff members must be arranged through the Media Relations office. Media should never contact a player or coach directly. In accordance with NCAA time management legislation, player interview requests must be submitted by Sunday at noon for the following week. Team locker rooms, and other team quarters are private team areas. Media members are not permitted in these areas unless accompanied by appropriate University personnel.

POST GAME INTERVIEWS

The visiting team coach and select players will be available in the Memorial Coliseum media room following a 10-minute cooling off period. UK's Matthew Mitchell will follow the visiting coach and UK players will be last. A member of the UK Media Relations staff will solicit media requests for players at the final media timeout. After the game, those players will be escorted to the interview area along with their coaches by a member of that school's media relations office as well as a representative of UK Media Relations. Quotes will be available for all working media in the UK Media Relations Office and on the official UK web site, ukathletics.com.

PRACTICE SCHEDULE

Practice usually runs from 3:30 - 6 p.m. ET in the Joe Craft Center. Practices are open to the media. However, we ask you to please call in advance due to changing practice schedules during the season. Contact Evan Crane for further information.

CATS HOME SHOOTING TOUCH HAS RETURNED

Prior to its game against Cal, the Wildcats were shooting 48.7 percent from the field at home, including 43.1 percent from 3 and averaged 81.9 points per game. Against Cal, Tennessee and Georgia, the Wildcats shot 26.1 percent from the field at home, including 25.4 percent from 3 and averaged just 47.7 points per game. UK was 6-1 at home prior to the Cal game with the lone loss coming to top-three ranked UofL, while the Cats have lost to Cal, Tennessee, Georgia and South Carolina since. Kentucky has come out of its home shooting slump as the Wildcats have hit 49.2 percent from the field in their last five home games and are averaging 71.0 points per game. Included in that is the 64.7 percent against Alabama.

GUARDS TAKING CARE OF THE BALL

UK's guard have showed great ball control this season as Taylor Murray and Jaida Roper have combined to play 1566 minutes over 31 games and only committed 103 turnovers while dishing out 190 assists. Murray has played 1037 minutes and has 58 turnovers with 133 assists, while Roper has played 529 minutes and has 46 turnovers with 57 assists. Murray has an assist-turnover ratio of 2.3, which ranked 44th nationally and third in the SEC enter the tournament. Roper has a 1.2 assist-turnover ratio. UK ranked 89th nationally and sixth in the SEC in assist-turnover ratio at 1.0 entering the tournament. Collectively, Murray and Roper - the two guards who run the point the most - have a combined assist-turnover ratio of 1.84. The national leader in team assist-turnover ratio is 1.83 (UConn). Murray has six games this season without a turnover, while she has one or less in 14 games. As a team, Kentucky ranked 45th in the nation and fifth in the SEC in fewest turnovers per game at 13.3 entering the tournament.

ITS RAINING 3S

Kentucky returned 76.9% of its 3-point production from last season and a large part of that is due to junior guard Maci Morris and senior guard Makenzie Cann. Their strong shooting and the continued development of other players on the team has UK on pace for a monster season from long range.

Morris is 74-for-155 from 3 this season, which ranked fifth in the nation and second in the SEC in 3-point percentage entering the tournament. If the season ended today, Morris would have the best 3-point field-goal percentage in a season in program history at 47.7, besting the previous record of 45.4. Cann is 45-for-133 for 33.8 percent and has hit a 3 in every game but six this season. In all, eight Wildcats have hit a 3 this season.

The Wildcats are on pace to have one of the best 3-point shooting years in UK history. The Cats have 188 3s, averaging 6.1 per game. Currently, that total is the fourth most hit in a season in program history. The school record for 3s in a season is 240 by the 2012-13 team. UK has hit eight or more 3s in five games, including a season-best 11 against Baylor. UK's 169 3s last year ranked seventh most in a season in UK history. The top seven 3s hit in a season have all occurred under Matthew Mitchell.

YOUNG CATS LOOKING FOR IDENTITY IN SEC

Kentucky entered the season needing to replace nearly 50 percent of its scoring and rebounding. UK has tried to replace All-America honorees Makayla Epps and Evelyn Akhator, with five newcomers - including four true freshmen - who have shown major potential but not enough consistency

MITCHELL IN THE SEC

SEC Record Under Mitchell: 108-64 (.627)

Home: 62-23 Away: 46-39

SEC Standings in the Mitchell Era:

2008: 4th (8-6) 4-3 (H) - 4-3 (A)
2009: 10th (5-9) 3-4 (H) - 2-5 (A)
2010: 2nd (11-5) 8-0 (H) - 3-5 (A)
2011: 2nd (11-5) 6-2 (H) - 5-3 (A)
2012: 1st (13-3) 8-0 (H) - 5-3 (A) - SEC Champions
2013: 2nd (13-3) 7-1 (H) - 6-2 (A)
2014: 4th (10-6) 5-3 (H) - 5-3 (A)
2015: 4th (10-6) 6-2 (H) - 4-4 (A)
2016: 4th (10-6) 6-2 (H) - 4-4 (A)
2017: 3rd (11-5) 6-2 (H) - 5-3 (A)
2018: 9th (6-10) 3-5 (H) - 3-5 (A)

SEC Coach of the Year: 2010, 2012

SEC Scholar-Athlete of the Year:

Chelsea Chowning: 2008
Alyssa Rice: 2018 (three-way tie)

SEC Player of the Year:

Victoria Dunlap: 2010 and 2011
A'dia Mathies: 2012 and 2013

SEC Freshman of the Year:

A'dia Mathies: 2010
Bria Goss: 2012

SEC Defensive Player of the Year:

Victoria Dunlap: 2011

SEC 6th Woman of the Year:

Keyla Snowden: 2012 (Co-player)
Jen O'Neill: 2015 and 2014 (Co-player)

All-SEC First Team Members:

Victoria Dunlap: 2010 and 2011
A'dia Mathies: 2012 and 2013
DeNesha Stallworth: 2013
Makayla Epps: 2015 and 2016 and 2017
Evelyn Akhator: 2017

All-SEC Second Team Members:

Sarah Elliott: 2008
Samantha Mahoney: 2008
Victoria Dunlap: 2009
Eleia Roddy: 2009
A'dia Mathies: 2010
Samarie Walker: 2013
Jennifer O'Neill: 2014 and 2015
DeNesha Stallworth: 2014
Janean Thompson: 2016
Evelyn Akhator: 2016
Maci Morris: 2018

All-SEC Freshman Team:

Victoria Dunlap: 2008
Amber Smith: 2008
A'dia Mathies: 2010
Bernisha Pinkett: 2011
Bria Goss: 2012
Linnae Harper: 2014
Alexis Jennings: 2015
Maci Morris: 2016

SEC All-Defensive Team:

Victoria Dunlap: 2010 and 2011
A'dia Mathies: 2011 and 2012
Samarie Walker: 2013
Linnae Harper: 2015
Taylor Murray: 2018

2017-18 HONORS

Taylor Murray

- Preseason All-SEC Second Team by league coaches
- SEC All-Defensive Team by league coaches

Maci Morris

- All-SEC Second Team by league coaches

Dorie Harrison

- SEC Freshman of the Week (1/30)

Alyssa Rice

- SEC WBB Leadership Council Chair
- SEC Rep for NCAA Competition Committee
- Scholar-Athlete of the Year by league coaches

Makenzie Cann

- SEC Community Service Team

MITCHELL ALL-TIME SEC WINS

Kentucky head coach Matthew Mitchell has had a great tenure with the Wildcats and earned 108 career wins in Southeastern Conference play. That win total ranks him third amongst active coaches in the league in career SEC head coaching wins and top 12 all-time. An updated list is below.

1. 306 - Pat Summitt, Tennessee
 2. 273 - Andy Landers, Georgia
 3. 141 - Van Chancellor, Ole Miss/LSU (100 - Ole Miss / 41 - LSU)
 4. 139 - Joe Ciampi, Auburn
 5. 132 - Sue Gunter, LSU
 6. 120 - Sharon Fanning, Kentucky/Miss. State (29 - Kentucky / 96 - Mississippi State)
 7. 115 - Melanie Balcomb, Vanderbilt
 8. 113 - Carol Ross, Florida/Ole Miss (84 - Florida / 29 - Ole Miss)
 9. 117 - Gary Blair, A&M/Arkansas* (62 - A&M / 55 - Arkansas)
 10. 109 - Dawn Staley, South Carolina*
 11. **108 - MATTHEW MITCHELL, KENTUCKY***
 12. 96 - Rick Moody, Alabama
- * denotes active coach

yet. Epps and Akhator were responsible for 47.4% of UK's scoring, 42.0% of its rebounding, 49.7% of its made field goals, 23.1% of its made 3-pointers and 35.3% of its assists. Kentucky entered the season with 11 of its 14 players having played only one complete season or less for the Wildcats. Rice, Murray, Morris are the only three that entered the season having played more than one season with the program. Cann, Hardin, Halsel, Poffenberger and Roper are in their second seasons, while the five newcomers and Anyagaligbo are in their first.

CATS GET BACK IN THE WIN COLUMN AT FLORIDA

Kentucky used its defense and some clutch shooting to end an eight-game losing streak and get back in the win column with a 56-53 victory at Florida. The Wildcats shot 58.3 percent from the field in the fourth quarter and 51.8 percent in the second half to earn the win. Murray scored a team-high 19 points with six rebounds going 8-of-12 from the field, while Paschal went 5-of-8 from the field to score 12 points off the bench. The Cats had a 22-18 advantage in paint points, 13-9 advantage in second-chance points and 23-4 edge in bench points.

SHOOTING HURT CATS DURING LOSING SKID

Prior to Kentucky's eight-game losing streak, the Wildcats were shooting 45.9 percent from the field, 40.9 percent from 3 and scoring 79.7 points per game. Those numbers dipped during the streak as the Cats shot 34.3 percent from the field, 29.1 percent from 3 and scored just 56.4 points per game.

DIFFICULT STRETCH

Starting with the game at Florida Gulf Coast and ending with its game vs. Georgia, the Wildcats played eight straight teams that had been/are ranked or receiving votes in the national rankings this season. UK's losses have come to teams that are having success this season with 13 of the 14 teams currently having a winning record entering conference tournaments: Baylor (28-1), FGCU (27-4), Miami (Fla.) (20-9), Louisville (29-2), Cal (20-9), Middle Tennessee (17-11), Tennessee (23-6), Texas A&M (22-8), Georgia (24-5), South Carolina (23-6), LSU

COMEBACK CATS

The Cats are 95-59 (.616) in "close games" (games decided by 10 points or fewer) under Matthew Mitchell. UK is 1-0 in close games this season, including a come-from-behind win at Washington State.

BIGGEST COMEBACKS

1. -19 Miami (Ohio), 53-34, 16:27 in second half, (won, 77-71) 11/21/00
2. -18 Miami (Ohio), 14:35 in second half, (won, 108-102, OT) 12/21/02
- 18 MTSU, 31-13, 3:54 in first half (also down 46-29, 14:29 in 2nd half) (won, 68-66) 1/8/89
4. -17 Oregon State, 38-21, 2:29 in first half (won 73-70) 11/25/04
- 17 WKU, 30-47, 17:09 in second half, (won 76-63) 12/22/03
- 17 Villanova, 19-2, 11:52 in first half (won 63-54) 12/29/96
7. -16 Louisville, 32-16, 6:44 in first half (won 77-68) 12/7/14
- 16 South Carolina, 30-46 in second half, (won, 78-74) 2/14/13
- 16 Vanderbilt, 53-37, 11:19 in second half (won, 74-68) 1/6/89
- 16 Ole Miss, 24-8, 6:51 in first half (won, 69-61) 2/8/07
11. -15 Mississippi State, 54-39, 15:18 in second half (won, 76-67) 3/6/15
12. -14 Baylor, 40-26, 18:31 in the second half (won, 74-64) 11/17/14
- 14 Louisville, 21-7, 11:16 in first half (won 69-64) 12/1/13
- 14 Louisville, 35-21, 15:08 in second half (won, 48-47) 2/2/12
- 14 Florida, 20-6, 12:46 in first half (won, 71-67) 3/2/12
- 14 Mississippi St., 40-26, 18:52 in second half, (won, 76-65) 3/6/10
- 14 Xavier, 40-26, 18:49 in second half (won, 67-62) 3/24/05
- 14 Toledo, 32-18, 5:43 in second half (won, 85-76) 3/24/90
- 14 Auburn, 22-8, 8:36 in first half (won 91-90 2OT) 2/2/86

BIGGEST COMEBACKS IN THE MITCHELL ERA

1. -16 Louisville, 32-16, 6:44 in first half (won 77-68) 12/7/14
- 16 South Carolina, 30-46 in second half, (won, 78-74) 2/14/13
3. -15 Mississippi State, 54-39, 15:18 in second half (won, 76-67) 3/6/15
4. -14 Baylor, 40-26, 18:31 in the second half (won, 74-64) 11/17/14
- 14 Louisville, 21-7, 11:16 in first half (won 69-64) 12/1/13
- 14 Louisville, 35-21, 15:08 in second half, (won, 48-47) 12/2/12
- 14 Florida, 20-6, 12:46 in first half, (won, 71-67) 3/2/12
- 14 Mississippi St., 40-26, 18:52 in second half, (won, 76-65) 3/6/10
9. -13 Auburn, 25-12, 9:52 in first half, (won, 73-71) 1/19/14
10. -12 Arizona State, 37-25, 5:01 in second half, (won, 68-64ot) 11/15/15
- 12 Cincinnati, 18-6, 13:18 in first half, (won, 58-55) 11/17/08
12. -11 **Washington State, 30-19, 3:26 in second quarter, (won, 73-68), 11/17/19**
- 11 Middle Tenn., 52-41, 15:41 in second half, (won 81-72) 12/29/10
- 11 Ole Miss, 36-25, 00:27 in first half, (won 74-68) 1/27/11
- 11 Middle Tenn., 23-12, 9:54 in first half (won, 68-66 OT) 3/21/08
- 11 Arkansas, 30-19 in first half (won, 80-74 OT) 2/7/13
- 11 DePaul, 21-10 in first half (won, 96-85) 12/12/13

(19-8), Missouri (23-6) and Mississippi State (30-0). Kentucky is the only team in the league to play six non-conference road games.

COMEBACK CATS STRIKE IN PULLMAN

Kentucky erased a 11-point deficit in the second quarter to earn a hard-fought, come-from-behind victory at Washington State on Nov. 19. UK trailed by 11 with 3:26 left in the second quarter before Makenzie Cann hit three 3s in UK's next four possessions to help cut the lead to 35-34 at halftime. In the second half, Maci Morris answered the call scoring 17 points to power the Wildcats to the win. Cann ended the game with her first career double-double with 15 points and 10 rebounds, while Taylor Murray had 13 points, eight assists and seven rebounds. The 11-point comeback tied the 12th largest come-from-behind victory under Mitchell.

UK's defense came up big late in the game. After a jumper by Amanda Paschal with just over two minutes to go, Alyssa Rice got a big-time block and was fouled on the ensuing possession. After Rice made 1-of-2 from the free-throw line, Morris came up with a huge steal near midcourt and was fouled making both foul shots to give UK a three-point lead. Murray followed with a steal to give UK another possession. The Wildcats iced the game after two free throws from Cann with 7 seconds to go after a missed 3 by Washington State. Paschal was huge in the game, playing 15 minutes going 4-of-7 from the field for a career-best eight points. She also added three assists and three rebounds.

CATS PASS FIRST TRUE-ROAD TEST AT MONTANA

Matthew Mitchell got exactly what he wanted out of Kentucky's first true road test of the season: a victory and a test. After Montana took its only lead of the game in the second quarter and a loud crowd got into the game the Wildcats were staring down a tough road ahead. But after evening the score going into the break, UK outscored Montana 44-27 in the second half to earn the win. The road win was important for the Wildcats, who did not have success on the road early last season. Kentucky didn't earn its first true-road win

last season until Jan. 12 against Alabama going 0-5 before that in true road tests.

TOP TO BOTTOM SCORING

With five newcomers on the squad Matthew Mitchell knew before the season started that depth was going to be to his advantage this season after having a short bench the past two years. With 13 eligible players on the team - including five that have played in their first career games this season - UK has shown it has a balanced scoring attack with all 13 players seeing playing time this season and scoring at least one point. Having 13 players score a point in a season is the most players to score in a season for the Wildcats since the 2012-13 season.

Kentucky has played nine or more players in every game but three, including 11 or more in 11 games and 12 or more in eight games. The bench has not only played key minutes, but scored key baskets. UK has had 10 or more players score a point in seven games, including 11 or more in three games. All five newcomers not only played in the season opener, but scored, helping UK win the bench point battle 36-11 against Sacramento State. UK also won the bench point battle 28-0 against GWU and 33-13 against Morehead State. UK had a season-high 46 bench points against Evansville.

UK's freshmen posts shined against Tennessee Tech as KeKe McKinney started and scored nine points with five rebounds, while Dorie Harrison and Tatyana Wyatt came off the bench. Harrison scored seven points and seven rebounds, while Wyatt had 12 points, three rebounds, three blocks and two assists. All five newcomers combined to play 70 minutes against Evansville, scoring 37 points. Wyatt paced the squad with her first career double-double, earning 20 points with 10 rebounds.

UK had a 23-4 edge in bench points against Florida, including 12 from Amanda Paschal and seven from Dorie Harrison. UK was 31-10 in bench points against Arkansas and 17-10 against LSU. UK outscored Miss. State 50-21 in bench points during the season series.

SPECIALTY STATS GIVING UK THE EDGE

Kentucky's success the past few seasons could be attributed to its success in the specialty stats. Below is a look at how the Wildcats have used these typically very important stats to their advantage:

Points in the Paint	UK 870, Opps. 844
Points off Turnovers	UK 505, Opps. 445
Second-Chance Points	UK 465, Opps. 313
Fast Break Points	UK 124, Opps. 105
Bench Points	UK 505, Opps. 436

CATS VS. RANKED TEAMS

Kentucky is 0-10 this season against teams either ranked or receiving votes in the national listings, falling at No. 9 Baylor, No. 3 Louisville, No. 24 Cal, No. 7 Tennessee, No. 19 Texas A&M, No. 10/No. 8 South Carolina (two losses), at No. 15 Missouri and No. 2 Mississippi State (two losses). UK does have a win against Washington State, who was receiving votes in the Preseason AP Top 25. In order to be one of the nation's best, you have to play against the nation's best. In 44 years of women's basketball, Kentucky has 88 wins over ranked opponents, including 47 of those wins coming under Matthew Mitchell.

HARRISON NAMED SEC FRESHMAN OF THE WEEK

Dorie Harrison was named the SEC Freshman of the Week on Jan. 30. Harrison started her strong week by posting a then career-high 15 points with five rebounds, one block and one steal vs. Alabama.

The rookie went 5-of-9 from the field against the Crimson Tide, helping Kentucky shoot 64.7 percent from the field in the game. The native of Nashville posted another career night at Arkansas, scoring a career-high 16 points with four rebounds, two steals and one block. Her performance vs. the Razorbacks marked the first time this season she had led UK in scoring. Overall on the week, Harrison scored 31 points with nine rebounds, two blocks and three steals, hitting nearly 50 percent from the field. One major area for improvement was her free-throw shooting, going 11-of-12 from the charity stripe after entering the week shooting just 46.8 percent.

RICE LOOKING TO END CAREER WITH BEST SEASON

Senior post Alyssa Rice is having her best season as a Wildcat so far in 2017-18. The native of Reynoldsburg, Ohio, has five or more rebounds in 19 games, including 14 games of seven or more rebounds. Rice has two double-doubles this season with a career-high 19 points and 10 rebounds against Marshall before a career-high 12 rebounds and 11 points at Miami (Fla.) Offensively, she is hitting 48.6 percent from the field and has scored seven or more points in 12 games. Against Marshall, Rice shot a career best 72.7 percent from the field in games of five or more field goal attempts.

In the season opener vs. Sacramento State, Rice had four points and seven rebounds with a block. She followed that with a team-best 11 points against Gardner-Webb with eight rebounds and two blocks. Rice had a near double-double against Montana and Wash. State with 8 points, 9 rebounds vs. the Griz before 9 points and 8 rebounds vs. the Cougars. She had another near double-double against Auburn with 14 points and nine rebounds. Rice had 13 points, nine rebounds and three blocks against Arkansas.

The native of Reynoldsburg, Ohio, has played in 124 career games with 74 career starts, averaging 4.1 points per game and 3.9 rebounds per game throughout her career. So far this season, Rice is averaging 6.6 points and 5.9 rebounds per game.

MURRAY IS UK'S ALL-EVERYTHING PLAYER

Taylor Murray showed everyone last season that she is a special player and needs to continue to improve her consistency for the Wildcats to be successful. The junior started strong and seems to have found her old self. Murray is averaging 11.4 points per game and 4.3 rebounds per game. Murray has led Kentucky in scoring seven times, rebounding three times, assists 22 times, steals 19 times and blocked shots twice. Her overall stat lines show her versatility and impact on the Wildcats.

Murray recently had a stretch of eight straight double-digit scoring games including three 20+ point games during that stretch. She regained that form against Ole Miss with her third double-double of the season with 12 points and 10 assists and had 18 points with five assists and six rebounds vs. Bama in the SEC Tournament.

The hot streak started against Florida, scoring 19 points on 8-of-12 shooting including 2-of-2 from long range. The guard no doubt gained confidence in the game evidence by hitting a huge 3 with :54 left in the game to put Kentucky on top 54-49 and secure the win. She had a season-best 23 points at Vandy and followed with 17 points against South Carolina and an impressive 20 points and 10 assists vs. Bama becoming the first UK player to do that in a SEC game in program history. Murray had a great game at Missouri with a team-best 23 points adding six rebounds, four assists and three steals.

Murray led all scorers with 22 points, adding

UK IN THE SEC/NCAA STATS

Team (as of entering the SEC Tournament)			
Category	NCAA	SEC	Stat
Ast/TO Ratio	89	6	1.0
Assists	121	9	399
Assists/game	170	9	13.3
Blocks	106	8	106
Blocks/game	140	9	3.5
Fewest Fouls	248	10	512
Fewest TOs	79	6	399
FG%	94	9	42.3
FG% defense	220	10	40.9
FT Attempts	147	8	495
FT Made	107	8	365
FT%	67	3	73.7
Personal Fouls/game	175	9	17.1
Rebound margin	149	9	1.2
Rebounds	139	10	1065
Rebounds/game	261	12	35.5
Scoring Defense	177	9	65.2
Scoring Margin	140	9	3.1
Scoring Offense	109	8	68.3
Steals	177	8	209
Steals/game	231	8	7.0
3FG% defense	320	13	34.8
3FG made	125	7	180
3FG/game	165	7	6.0
3FG%	42	4	36.3
TO margin	109	6	1.7
TOs Forced	221	7	15.07
TOs/game	45	5	13.3
W-L%	203	10	46.7
	Individual		
Category	NCAA	SEC	Stat
Ast-TO ratio- Murray	44	3	2.25
Assists-Murray	80	5	128
Assists/game- Murray	123	7	4.3
Blocks/game- Rice	218	11	1.1
FG Made- Morris	72	7	184
FG%- Morris	103	8	48.4
Final pts- Morris	86	6	499
FT%- Murray	50	4	83.7
Minutes- Murray	87	3	1003:00
Pts/game- Morris	105	7	17.2
Steals- Murray	93	5	63
Steals/game- Murray	135	7	2.1
3PFG made- Morris	72	3	69
3FG/game- Morris	102	4	2.38
3FG%- Morris	5	2	46.9

STAT SUPERLATIVES

Here are some UK career statistical superlatives among current players:

Most Games Played:

134 Alyssa Rice

Most Games Started:

96 by Maci Morris

Consecutive Games Started:

54 by Alyssa Rice

Games with Double-Figure Scoring:

	2017-18	Career
Maci Morris	27	65
Taylor Murray	17	44
Jaida Roper	6	6
Tatyana Wyatt	7	7
Makenzie Cann	8	14
Alyssa Rice	9	12
Jessica Hardin	0	1
Dorie Harrison	8	8
Amanda Paschal	5	5
KeKe McKinney	4	4

Current Streak of Consecutive Games with Double-Figure Scoring:

12 by Maci Morris

1 by Taylor Murray

Games with Double-Figure Rebounding:

	2017-18	Career
Makenzie Cann	3	3
Alyssa Rice	3	3
Taylor Murray	1	3
Maci Morris	1	1
Tatyana Wyatt	1	1
KeKe McKinney	1	1

Consecutive Games with Double-Figure Rebounding:

n/a

Games with a Double-Double:

	2017-18	Career
Makenzie Cann	2	2
Alyssa Rice	2	2
Taylor Murray	3	5
Maci Morris	1	1
Tatyana Wyatt	1	1

Consecutive Games with Double-Double:

n/a

40-point games:

n/a

30-point games:

	2017-18	Career
Maci Morris	1	1

20-point games:

	2017-18	Career
Maci Morris	12	13
Taylor Murray	4	7
Makenzie Cann	0	1
Tatyana Wyatt	1	1

Consecutive 20-point games:

7 by Maci Morris

Consecutive Games with a 3-pointer:

12 by Maci Morris

4 by Makenzie Cann

1 by Taylor Murray, Amanda Paschal

Consecutive Games with at least one steal:

5 by Maci Morris

4 by Dorie Harrison

1 by Taylor Murray

1 by Makenzie Cann

five rebounds and three assists vs. Sacramento State in the season opener. She went 8-of-12 from the field, 1-of-3 from 3 and 5-of-5 from the free-throw line in the game. Murray posted her third career double-double at Montana with 18 points and 12 rebounds and followed that performance by flirting with a triple-double at Washington State with 13 points, eight assists and seven rebounds.

"MA-MO" TURNING INTO LETHAL WEAPON

Junior Maci Morris - known by her teammates as "Ma-Mo" - knew she was going to have to increase her game overall to be the player that she and the staff wanted her to be this season. She's done just that by leading Kentucky in scoring with 17.5 points per game. Morris is also averaging 3.6 rebounds per game and has hit a team-best 74 3s this season.

The guard has scored in double figures in every game but three this season (the last two due to limited minutes due to injury). Morris really got her offense going in the second half vs. Washington State where she scored 17 points in the second half only, hitting three 3s. She followed that with 19 points and five 3s against Morehead State. Against Marshall, Morris hit three 3s to score 15 points with two assists and two steals. Morris really shined against Baylor, scoring a game-high 22 points with five rebounds and hit five 3s. She led UK in scoring again vs. Tennessee Tech with 16 points, 6 rebounds and three blocked shots. Against Evansville, Morris was lights off from the floor going 8-of-9 from the field, including 4-of-5 from 3 for 20 points and three assists. She tied her season high with 22 points at Texas A&M going 9-of-18 from the field with three rebounds and four assists.

Earlier this season she hit nine straight 3-point attempts after going 3-for-3 in the second half vs. Baylor, 2-for-2 vs. Tennessee Tech and hit her first four tries against Evansville.

Morris is hitting 47.7 percent from 3 this season which ranked second in the SEC and fifth in the nation at the start of the tournament. That percentage would be the highest in a single season in program history.

Morris only played 21 minutes against Georgia and 20 minutes at Florida due to a bruised knee she sustained in practice. She missed the game against Vanderbilt but returned against South Carolina scoring a team-high 19 points with two 3s and four assists. She had 16 points and hit two 3s vs. Bama and 11 points against Arkansas. Morris scored a game-high 18 points against Auburn, going 5-of-7 from long range and added 17 points - 15 in the second half - against LSU. Morris had 22 points at Missouri, including 15 in the fourth quarter, and had 21 at Mississippi State with 17 in the second half. After 14 points in the first half, Morris ended the game vs. Arkansas with 20 points and going 7-of-11 from the field. She had a career-game with 35 points and hit five 3s against South Carolina becoming the third UK player to score 35 or more points in an SEC game. Her fifth straight 20+ point performance came vs. Ole Miss where she had 20 with two 3s, while she ended the regular season with six straight 20+ games with 22 against Mississippi State, including three 3s. Morris scored 25 points - 18 in the second half - against Alabama in the second round of the SEC Tournament. She is the only player in the league with seven straight 20+ scoring games in league play this season.

MORRIS TOP 10 ALL-TIME IN CAREER 3S

Maci Morris is making her way up the all-time 3-point field goals made list at Kentucky. The native of Pineville, Ky., has hit 176 career 3s which ranks

her tied for fourth all-time in UK history. Morris needs 1 more to tie A'dia Mathies (2010-13) for third all-time. So far this season, Morris is 74-of-155 (.477) from long range. She has hit three+ 3s 13 times, including five or more 3s five times.

Morris is only the second player in school history to have 100 or more 3s made at the conclusion of their true sophomore season.

MORRIS JOINS 1,000 POINT CLUB

Maci Morris became the 33rd player in program history to score 1,000 career points after hitting back-to-back 3s to start the game vs. Auburn. Currently, Morris has 1,196 points. She currently ranks 20th all-time and needs 19 more to tie Stacy McIntyre (1989-92) for 19th all time.

IF ANYONE CAN - MAKENZIE CANN - CAN

Last year, due to Kentucky's lack of depth in the post, Makenzie Cann had to play in more of a four position in the post when on the floor. And although she excelled by having a great season, she is much more comfortable this season having more flexibility to play around the perimeter.

Cann, who has started every game this season, was huge for the Wildcats in the early going. She is averaging 6.1 points per game and 3.5 rebounds per game while sitting second with 44 made 3s. Cann has two double-doubles this season with 15 points and 10 rebounds each against WSU and Morehead State. Cann hit three 3s scoring nine points with a team-best seven rebounds at Ole Miss.

HARRISON. MCKINNEY SHINNING IN SEC PLAY

It has been a great few weeks for freshman posts Dorie Harrison and KeKe McKinney, who has been huge in Kentucky's success the past few weeks.

Harrison has scored in double figures in seven SEC games this season and had a stretch in late January where she improved her career high point total in all three games. Against South Carolina, Harrison had 11 points with seven rebounds before 15 points and five rebounds against Alabama. The native of Nashville, Tenn., topped those with 16 points and four rebounds against Arkansas. Harrison had 12 points and four rebounds against Missouri, going 6-of-7 from the field. Harrison had eight points and nine rebounds against Miss. State and 10 points and four rebounds vs. Arkansas. At Ole Miss, Harrison had 13 points with four rebounds, going 5-of-6 from the free-throw line, while she had 13 points and two blocks against Mississippi State.

McKinney has also performed well lately with two career-high performances recently scoring 12 points each against South Carolina and Alabama. Although she didn't score in double figures against Arkansas, she had a career-high 12 rebounds. McKinney has started the last eight games. Against Auburn, McKinney tied her career high with 35 minutes played and scored nine points with seven rebounds. She scored 10 points vs. LSU. Against Arkansas at home, she had 11 points with four rebounds. At Ole Miss, McKinney scored nine points with six rebounds.

ANYAGALIGBO TO MISS 2017-18 DUE TO INJURY

Junior Ogechi Anyagaligbo will miss the 2017-18 season due to sustaining a torn ACL in Kentucky's exhibition game vs. Southern Indiana. Anyagaligbo, who missed the 2016-17 season due to NCAA Transfer rules, was expected to add depth in the post this season. She transfer to UK in the summer of 2016 after being named the America East Conference Rookie of the Year following her freshman season at Stony Brook. Anyagaligbo had suc-

cessful surgery to repair her torn ACL on, Nov. 22.

MURRAY NAMED PRESEASON ALL-SEC 2ND TEAM

Junior guard Taylor Murray was tabbed to the Preseason All-Southeastern Conference Second Team by league coaches. Murray earned the honor due to her impressive sophomore season where she started all 30 games she played and averaged 12.2 points per game while leading the Wildcats with 3.9 assists per game. She has lived up the expectations, averaging 11.2 points per game this season while leading UK in assists and steals and sitting second with 4.2 rebounds per game.

RICE ON NCAA D1 WBB COMPETITION COMMITTEE

Alyssa Rice has been appointed to represent the Southeastern Conference on the NCAA Division I Women's Basketball Competition Committee. Her term begins immediately and continues through June 30, 2018. The NCAA Division I Women's Basketball Oversight Competition Committee is comprised of 12 members and is responsible for reviewing specific areas, and as appropriate, develop and recommend strategic principles in order to maintain the women's college basketball game true to its original rules, playable, watchable, popular and relevant. The committee reviews the areas of student-athlete health and safety, sportsmanship, integrity, game operations, game presentation, technology, and statistical trends.

RICE NAMED CHAIR OF SEC LEADERSHIP COUNCIL

Alyssa Rice has been named by her peers in the league as the chair of the 2017-18 Southeastern Conference Women's Basketball Leadership Council. The SEC Basketball Leadership Council met in September in Birmingham with each men's and women's basketball program sending one representative. Rice was selected by the women's council as the chair and represented the SEC as an SEC autonomy representative during the NCAA Convention in January. She will also attend a portion of the SEC Spring Meetings in May, and potentially the SEC Athletics Directors meeting in March. In 2016, the SEC introduced new Student-Athlete Leadership Councils in the sports of football and men's and women's basketball in which, in addition to the conference's longstanding Student-Athlete Advisory Council (SAAC), provide student-athletes with additional opportunities to engage with campus leaders and conference office staff.

RICE ON LISA LESLIE AWARD WATCH LIST

The Naismith Memorial Basketball Hall of Fame and the Women's Basketball Coaches Association announced Alyssa Rice as one of 20 watch list candidates for the 2018 Lisa Leslie Award. Named after the three-time All-American and 1994 National Player of the Year, the annual award in its inaugural year recognizes the top centers in women's NCAA Division I college basketball.

NEWCOMERS TO ADD DEPTH IN 2017-18

Through its success in 2016-17 the Wildcats battled depth only regularly playing seven players. That appears to be fixed heading into 2017-18 as the Wildcats' roster is 13 deep and Coach Mitchell believes he will have all the depth he needs to be successful. Part of that fix is five newcomers.

Kentucky's five newcomers are getting some quality time on the floor early this season. The five have combined to play 2,074 minutes so far this season with Harrison, McKinney and Wyatt all earning starts. All five newcomers played and scored in UK's season opener.

UK added junior college transfer Amanda Paschal, who won a national championship at Gulf Coast State College her freshman season before sitting out last year due to injury. Kentucky also adds four true freshmen who were stars in high school in Dorie Harrison (6-2, F/C, Nashville, Tenn.), KeKe McKinney (6-1, G/F, Knoxville, Tenn.), Kameron Roach (5-6, G, Hopkins, S.C.) and Tatyana Wyatt (6-3, F, Columbus, Ga.). Mitchell describes all five as extremely athletic with a strong work ethic and all four are expected to see minutes this season.

CATS HIT CENTURY MARK TWICE IN 2017-18

Kentucky's best offensive showings have come against Sacramento State and Evansville. The Wildcats scored a season-best 101 points against Sacramento State, including a then-program record 31 first-quarter points. That record was broken against Evansville as UK scored 35 first-quarter points. The 35 points vs. UE is the most points scored in a quarter for UK since going to the four-quarter format in 2015-16.

The Wildcats' scored 100 or more points in two of its first nine games, marking the first time UK has done that to start a season since 2013-14. This was only the second time under Matthew Mitchell that UK has scored 100+ twice in its first nine games. Kentucky has scored 100+ under Mitchell 18 times and sit 18-0 in those games.

MITCHELL MOVES INTO ELITE SEC COMPANY

Kentucky's dominating 89-57 victory over Ole Miss on Jan. 26, 2017 was an historic one for Kentucky head coach Matthew Mitchell. The win was his 97th all-time in SEC play as a head coach, which ranked him 10th all-time on the SEC's career wins list. UK's win at Arkansas on Feb. 16 was Mitchell's 100th career SEC win.

Since arriving in Lexington in 2007, Mitchell has led Kentucky to unprecedented success. On top of leading UK to its first SEC Regular Season Championship in 30 years in 2012, Mitchell has four SEC Tournament title game appearances, nine top-four finishes in the league and has coached 18 all-conference performances, including four SEC Player of the Year honors.

Mitchell won his 250th game at Kentucky against Florida on Jan. 11, 2018. Including the storied history of the UK MBB program, he is the fifth Kentucky Basketball head coach to win 250 games with the Wildcats joining Adolph Rupp, Joe B Hall, Tubby Smith and John Calipari.

SHOOTING WORK CONTINUES TO PAY OFF

After the 2014-15 season, Coach Mitchell put a point of emphasis on Kentucky becoming a better shooting team, asking his Wildcats to increase their field goal percentage from that season - which was 38% - to 42-45%.

The 2015-16 team responded by putting in a ton of offseason work and working hard on their shooting during preseason practice. It worked as the Wildcats shot 45.5% from the field that season, which was the highest field-goal percentage for a UK team since 1989-90, while its 35.6% from 3 was the highest since 2002-03. Overall, UK ranked top-10 in single-season UK history in points, scoring margin and field goals made, while its 154 3-pointers made and 475 assists just missed the top 10 by two 3-pointers and five assists.

The Wildcats strong shooting continued last season as UK hit 42.7% from the field, which was the third highest field-goal percentage since 2005-06. UK hit 169 3s last year, which was the sixth most in a single season in program history.

CATS IN RECORD BOOK ...

Career 3PPG Made

1. Sara Potts, 271
2. Jennifer O'Neill, 197
3. A'dia Mathies, 177
4. **MACI MORRIS, 176**
Keyla Snowden, 176
6. Stacey Reed, 175
7. Jenny Pfeiffer, 162
8. Tiffany Wait, 115
9. Sam Mahoney, 113
10. Bria Goss, 112

Career Blocks

1. Sarah Elliott, 195
2. Victoria Dunlap, 178
3. Valerie Still, 156
4. Azia Bishop, 152
5. J. Humphrey, 107
6. Leslie Nichols, 102
7. Samarie Walker, 96
8. Laura Meadows, 95
9. **ALYSSA RICE, 93**
10. Rita Adams/Shantia Owen, 81

1,000 Point Club

1. Valerie Still, 2,763
 2. A'dia Mathies, 2,014
 3. Victoria Dunlap, 1,846
 4. Leslie Nichols, 1,797
 5. Makayla Epps, 1,790
 6. Samantha Mahoney, 1,601
 7. Pam Browning, 1,598
 8. Sara Potts, 1,563
 9. Sarah Elliott, 1,502
 10. Elisabeth Lukschu, 1,488
 11. Selia "SeSe" Helm, 1,487
 12. Stacey Reed, 1,482
 13. Jennifer O'Neill, 1,449
 14. Tiffany Wait, 1,445
 15. Jodie Whitaker, 1,433
 16. Kristi Cushenberry, 1,358
 17. Belitta Croley, 1,339
 18. Bria Goss, 1,318
 19. Stacy McIntyre, 1,215
 20. **MACI MORRIS, 1,196**
 21. Maria Donhoff, 1,187
 22. LaTonya McDole, 1,180
 23. Lea Wise, 1,179
 24. Patty Jo Hedges, 1,176
 25. Jocelyn Mills, 1,170
 26. Karen Mosley, 1,135
 27. Janet Timperman, 1,080
 28. Tedra Eberhart, 1,071
 29. Kim Denkins, 1,057
 30. Debbie Miller, 1,031
 31. Laura Meadows, 1,024
Janee Thompson, 1,024
 33. Sandy Harding, 1,023
- **TAYLOR MURRAY, 946**

AKHATOR, EPPS SELECTED IN WNBA DRAFT

Evelyn Akhator and Makayla Epps began their professional careers in the Women's National Basketball Association as both were selected in the 2017 WNBA Draft. Akhator was selected third overall by the Dallas Wings, becoming the highest draft pick in school history. Akhator is the third player in program history to be a first-round selection and the first since A'dia Mathies in 2013. Epps became the fifth Matthew Mitchell coached player to be selected, going 33rd overall to the Chicago Sky.

Akhator and Epps are the first Kentucky players selected in the WNBA Draft since DeNesha Stallworth was taken 25th overall in the 2014 draft. In his 10-year tenure with the Wildcats, Matthew Mitchell has had five players selected in the WNBA Draft. Victoria Dunlap was the second-ever UK player selected back in 2011, while Mathies was previously the highest pick in school history going 10th in 2013.

MITCHELL INKS 2 HIGH SCHOOL STARS TO NLIS

Matthew Mitchell continues to sign some of the best high school basketball players in the country to play at Kentucky as he inked high school stars Blair Green (Harlan, Ky.) and Rhyne Howard (Cleveland, Tenn.) to National Letters of Intent on Nov. 8.

Green is a four-start prospect by ESPN.com which ranks her as the ninth best wing in the 2018 class. Green had a great junior season for Harlan County High School averaging 23.1 points per game, 7.2 rebounds per game and hit 53.8% from the field, including 43.8% from 3.

All-Star Girl's Report ranks Howard as the eighth best player overall in the 2018 class while ESPN tabbed her the 10th best guard in the class. Howard averaged 19.6 points per game, 7.2 rebounds per game, 4.6 steals per game, 3.8 assists per game and 1.2 blocks per game as a junior at Bradley Central High School. She scored 647 points last year for the Bears, hitting 55 percent from the field, 40 percent from 3 and 74 percent from the free throw line.

HOWARD, GREEN ON NAISMITH HS WATCH LIST

Kentucky WBB signees Rhyne Howard (Cleveland, Tenn.) and Blair Green (Harlan, Ky.) have been named to the 2017 Naismith Girls' High School Watch List, which annually names the top player in high school basketball. Howard and Green are two of 50 players nationally to make the list. Howard was named to the mid-season top 25 in early January while both have been tabbed nominees for the 2018 McDonald's All-American Game.

THE MAGIC "80"

The Wildcats hold a remarkable 341-23 (.936) record since 1974 when scoring 80 points or more. The last loss came at South Carolina on Feb. 26, 2017 when the Cats fell 95-87 in the regular-season finale. UK is 95-5 (.950) under Mitchell when scoring 80 points or more, including a 3-0 mark this season.

UK IN OVERTIME

UK is 29-26 all-time in overtime games, including a 10-3 mark under Matthew Mitchell, who is 12-5 in his 11-year career as a head coach in OT.

KENTUCKY ALL-TIME

Kentucky is 798-531 (.600) in its 43rd year of varsity women's basketball, including 256-116 (.688) in 11 seasons under Matthew Mitchell. Win No. 750 came against Auburn on Jan. 17, 2016 in Memorial.

MITCHELL TURNS PROGRAM AROUND

In 2009-10, Coach Mitchell implemented the "40 minutes of dread" style of play. Although UK doesn't play that style as much anymore, it started Kentucky on an impressive run of success.

- Recorded an impressive 223-84 overall record, including a 135-23 mark at home.
- Won 20-plus games every year, averaging 26.5 wins over the last seven years.
- Advanced to a school-record eight straight NCAA Tournaments, including three Elite Eight trips during that span with 15 NCAA Tournament wins.
- Nine top-four SEC finishes, including winning the SEC regular season title in 2012, its first in 30 years.
- Advanced to the SEC Tournament championship game four times
- Four SEC Player of the Year Award Winners
- Two SEC Freshman of the Year Winners

20+ WIN SEASONS UNDER MITCHELL

The Wildcats have won 20 or more games 18 times in 43 years of varsity basketball, including a school-record eight in a row. It's important to note that UK had just 10 20-win seasons in its first 33 years of varsity women's basketball, but has eight in 10 seasons of the Matthew Mitchell era.

THE KENTUCKY WBB COACHING STAFF HAS ...

Combined the Kentucky women's basketball coaching staff has compiled over 80 years of experience at the Division I level, including coaching or playing in a combined 38 NCAA Tournaments with eight Final Fours, four national championships and a WNBA Championship. Elzy and Butts are in their second stint in Lexington after serving on Mitchell's staffs before. Butts was an associate head coach on Mitchell's first staff at Kentucky before Elzy joined the staff for four successful seasons. Dunn, who is a Women's Basketball Hall of Famer, has over 40 years of coaching experience, including three decades in the collegiate ranks.

RECAPPING THE 2016-17 SEASON

Kentucky is coming off a 22-11 record last season that saw the Wildcats make a school-record eighth straight appearance in the NCAA Tournament. The Wildcats also hosted the first and second rounds of the event for the fourth straight season. UK finished No. 18 in The Associated Press Top 25 and No. 25 in the USA Today/Coaches Top 25. It was the eighth straight season the Wildcats have finished inside the top 25 of both national listings. Mitchell's 2016-17 squad, which finished with the No. 14 overall RPI in the final NCAA RPI report, played the second-toughest schedule in the nation in 2016-17 with 25 of its 33 games being played against teams that finished in the top 100 of the NCAA RPI report. The Wildcats played 13 games against top-25 RPI teams with four wins, while it had six wins against RPI top 50 teams.

CATS TABBED TO WBCA ACADEMIC TOP 25

UK ended the 2016-17 season with a 3.492 team grade point average, which ranked 24th nationally in the Women's Basketball Coaches Association's Academic Top 25 Team Honor Roll. Kentucky is the only Southeastern Conference team to make the WBCA Academic Top 25 and one of only three teams to claim the honor while also sitting top 20 in the final Association Press Top 25.

Matthew Mitchell has put an emphasis on academics since arriving on campus as the Wildcats have had a 3.0 team GPA or better each of the last nine semesters. Last fall, the Wildcats posted a

3.517 team GPA, which was the highest GPA for a semester in the Mitchell era. UK followed that with a 3.464 team GPA in the spring with four players earning 4.0s. UK earned a 3.3 team GPA in the fall of 2017. Under Mitchell, 34 Wildcats have been tabbed to the SEC Academic Honor Roll and 100 percent of Mitchell's players have received their degrees.

SIX CATS PLAYING OVERSEAS

Kentucky women's basketball currently has six alumnae who signed professional contracts to play overseas for the 2017-18 season.

- Azia Bishop is playing for Feko Ilgaz in Turkey.
- Bria Goss is playing for Maccabi Raanana in Israel.
- DeNesha Stallworth and Jennifer O'Neill are playing Artego Bydg. in Poland.
- Janee Thompson is playing for Mark in Sweden.
- Evelyn Akhator is playing for Dynamo NR in Russia.
- Makayla Epps is playing for Hoops Club in Lebanon.

A WINNING INSTITUTION

Both the Kentucky men's and women's basketball team have been national contenders the past few years with great success on the court. UK has tallied a 582-140 combined record between its two programs since 2009-10. That record includes a 277-28 mark in Lexington. UK was one of three schools to have both men's and women's programs as a top four seed in the 2016 NCAA Tournament.

Both the UK men's and women's basketball teams have posted an eighth straight 20-win season in 2016-17. Kentucky is one of just three institutions (Duke and BYU) in the NCAA that have seen both their men's and women's basketball programs tally 20 or more wins in the last eight straight seasons.

MATTHEW AND JENNA MITCHELL DONATE \$1 MILLION TO UK ATHLETICS

In June of 2014, Coach Matthew Mitchell and his wife, Jenna, pledged \$1 million over the next 10 years to the University of Kentucky Athletics Department. The donation will provide UK Athletics \$100,000 per year over the next 10 years to be used for a variety of capital projects, including updates and renovations for football. The donation is the largest ever given by a UK athletics employee to the athletics department.

Matthew and Jenna have been very active in the Lexington community since arriving in Lexington. In October 2016, Matthew and Jenna were presented the Community Service Award by the Urban League of Lexington.

RUPP ARENA CHOSEN FOR 3 STRAIGHT NCAA REGIONAL TOURNAMENTS

For the first time since the women's basketball Final Four in 1986, Rupp Arena and the University of Kentucky hosted the NCAA regional tournament in 2016 and 2017 and will again 2018 for women's basketball. In 2018, Lexington will again play host at Rupp Arena, joined by Albany, N.Y. (Times Union Center), Kansas City, Mo. (Sprint Center) and Spokane, Wash. (Spokane Veterans Memorial Arena), with regional play taking place March 23-26.

WHEN WAS THE LAST TIME ...

SCORING

- A player scored 40+ points:** 42, Makayla Epps vs. Miss. State, 1-12-15
- A player scored 30+ points:** 35, Maci Morris at South Carolina, 2-18-18
- A player scored 25+ points:** 25, Maci Morris vs. Alabama, 3-1-18
- A player scored 20+ points:** 25, Maci Morris vs. Alabama, 3-1-18
- Player came off the bench to score 20 or more points:** 20, Tatyana Wyatt vs. Evansville, 12-5-17
- Two players score 20 or more points in a game:** 22 by Maci Morris/23 Taylor Murray, at Missouri, 2-8-18
- Three players had 20 or more points in a game:** vs. Morehead St., 11-18-15 (28, Alexis Jennings; 22, Janee Thompson; 21 Makayla Epps)
- Two players score 30 points or more in a game:** n/a
- A player record five or more consecutive 20-plus point games:** 7 by Maci Morris (22 at Missouri, 2-8-18; 21 at Miss. State, 2-11-18; 20 vs. Arkansas, 2-15-18; 35 at South Carolina, 2-18-18; 20 at Ole Miss, 2-22-18; 22 vs. Miss. State, 2-25-18; 25 vs. Alabama, 3-1-18)
- A player record four or more consecutive 20-plus point games:** 7 by Maci Morris (22 at Missouri, 2-8-18; 21 at Miss. State, 2-11-18; 20 vs. Arkansas, 2-15-18; 35 at South Carolina, 2-18-18; 20 at Ole Miss, 2-22-18; 22 vs. Miss. State, 2-25-18; 25 vs. Alabama, 3-1-18)
- A player record three or more consecutive 20-plus point games:** 7 by Maci Morris (22 at Missouri, 2-8-18; 21 at Miss. State, 2-11-18; 20 vs. Arkansas, 2-15-18; 35 at South Carolina, 2-18-18; 20 at Ole Miss, 2-22-18; 22 vs. Miss. State, 2-25-18; 25 vs. Alabama, 3-1-18)
- A player record back-to-back 20-plus point games:** 7 by Maci Morris (22 at Missouri, 2-8-18; 21 at Miss. State, 2-11-18; 20 vs. Arkansas, 2-15-18; 35 at South Carolina, 2-18-18; 20 at Ole Miss, 2-22-18; 22 vs. Miss. State, 2-25-18; 25 vs. Alabama, 3-1-18)
- A player record back-to-back 30-plus point games:** Makayla Epps 31 vs. S. Carolina, 3-4-17; 30 vs. Belmont, 3-17-17
- A player score 15 or more points in the 1st half:** 16, Maci Morris vs. Mississippi State, 2-25-18
- A player score 15 or more points in the 2nd half and OT:** 18, Maci Morris vs. Alabama, 3-1-18
- A player score 20+ points in the 1st half:** 20, Taylor Murray vs. Sacramento State, 11-10-17
- A player score 20+ points in the 2nd half and OT:** 22, Evelyn Akhator vs. Miss. State, 2-23-17
- A player hit a last-second shot to win the game:** Makayla Epps vs. Mississippi State, 2-23-17 (hit the game-winning basket with 8.7 remaining in the contest to put Kentucky up 77-75 in OT)
- A freshman score 25 points or more:** 27, Alexis Jennings vs. Tennessee State, 12-28-14
- All five starters in double figures:** vs. Oklahoma, 3-21-16
- No player scored in double figures:** vs. LSU, 1-16-03

DOUBLE-DOUBLES

- A player record a double-double:** Taylor Murray (12pts/10asts), at Ole Miss, 2-22-18
- 10-20 Game:** Evelyn Akhator (14pts/23rebs), vs. Ohio State, 3-19-17
- 20-20 Game:** Valerie Still (42 pts/20 rbs) vs. Charleston, 12-19-82
- 20-10 Game:** Taylor Murray (20pts/10asts), vs. Alabama, 1-25-18
- 30-10 Game:** Victoria Dunlap (33 pts/18 rbs) vs. Butler, 11-15-09
- More than one player with a double-double in the same game:** Evelyn Akhator (20 pts/11 rbs) and Taylor Murray (11 pts/13 rbs) at LSU, 1-19-17
- Three players with a double-double in the same game:** Alexis Jennings (28pts/13rebs), Evelyn Akhator (12pts, 16rebs), Makayla Epps (21pts, 11rebs,12asts) vs. Morehead State, 11-18-15
- A player record back-to-back double-doubles:** Makenzie Cann (2) (15pts/10rebs) at Wash. State, 11-19-17; (15pts/10rebs) vs. Morehaed State, 11-22-17
- More than one player record back-to-back double-doubles:** Victoria Dunlap (11 pts/12 rbs) and Eleia Roddy (13 pts/10 rbs) vs. NCAT, 1-1-09; Victoria Dunlap (20 pts/15 rbs) and Eleia Roddy (11 pts/10

rbs) vs. Miami (Ohio), 1-3-09

- Double-Double in Points and Rebs:** Alyssa Rice (11pts/12rebs), at Miami (Fla.), 12-10-17
- Double-Double in Points and Assists:** Taylor Murray (12 pts/10 ast) at Ole Miss, 2-22-18
- Double-Double in Points and Blocks:** n/a
- Double-Double in Points and Steals:** Leslie Nichols (18 pts/11 steals) vs. Louisville, 2-14-86
- A player record four or more consecutive double-doubles:** 5 by Evelyn Akhator (10pts/14rebs) vs. Washington, 3-25-16, (18pts/10rebs) vs. Miami, 11-11-16, (28pts/13rebs) vs. Albany, 11-12-16, (17pts/11rebs) vs. New Hampshire, 11-17-16, (12pts/14rebs) at Colorado, 11-19-16
- A player record five or more consecutive double-doubles:** 5 by Evelyn Akhator (10pts/14rebs) vs. Washington, 3-25-16, (18pts/10rebs) vs. Miami, 11-11-16, (28pts/13rebs) vs. Albany, 11-12-16, (17pts/11rebs) vs. New Hampshire, 11-17-16, (12pts/14rebs) at Colorado, 11-19-16
- A player record a triple-double in a game:** (2nd in school history) Makayla Epps, vs. Morehead State, (21pts, 12ast, 11 rbs) 11-18-15
- A player record a perfect game (at least five FGs made):** Makayla Epps vs. Middle Tennessee, 12-12-14 (6-of-6 FGs)
- 5 or more players score in double figures:** 5 vs. Arkansas (2-15-18) - Harrison (10), Wyatt (11), Rice (13), Morris (20), McKinney (11)
- 6 or more players score in double figures:** 6 vs. New Hampshire (11-17-16) - Makenzie Cann (20), Eveyln Akhator (17), Makayla Epps (14), Jessica Hardin (11), Alyssa Rice (10), Maci Morris (10)
- 7 or more players score in double figures:** 8 vs. Lipscomb (11-21-13) - Stallworth (14), Walker (10), Thompson (16), Goss (18), Evans (12), O'Neill (11), Pinkett (15), Harper (12)

FIELD GOALS

- Made 12 FG in a game:** 13, Maci Morris at South Carolina, 2-18-18
- Made 13 FG in a game:** 13, Maci Morris at South Carolina, 2-18-18
- Made 14 FG in a game:** 18, Makayla Epps vs. Mississippi State, 1-12-15
- Made 15 FG in a game:** 18, Makayla Epps vs. Mississippi State, 1-12-15
- Made 16 FG in a game:** 18, Makayla Epps vs. Mississippi State, 1-12-15
- Made 17 FG in a game:** 18, Makayla Epps vs. Mississippi State, 1-12-15
- Made 18 FG in a game:** 18, Makayla Epps vs. Mississippi State, 1-12-15

FIELD GOALS ATTEMPTED

- Attempted 29 FG in a game:** 30, Makayla Epps vs. Miss. State, 1-12-15
- Attempted 28 FG in a game:** 30, Makayla Epps vs. Miss. State, 1-12-15
- Attempted 26 FG in a game:** 26, Maci Morris vs. Cal, 12-21-17
- Attempted 25 FG in a game:** 26, Maci Morris vs. Cal, 12-21-17
- Attempted 24 FG in a game:** 26, Maci Morris vs. Cal, 12-21-17
- Attempted 23 FG in a game:** 23, Maci Morris at South Carolina, 2-18-18
- Attempted 22 FG in a game:** 23, Maci Morris at South Carolina, 2-18-18
- Attempted 21 FG in a game:** 23, Maci Morris at South Carolina, 2-18-18
- Attempted 20 FG in a game:** 23, Maci Morris at South Carolina, 2-18-18

THREE-POINTERS

- A player with 5 in a game:** 5, Maci Morris vs. Alabama, 3-1-18
- A player with 6 in a game:** 6, Makenzie Cann, vs. New Hamp., 11-17-16
- A player with 7 in a game:** *7, Sara Potts vs. Chattanooga, 3-20-05 (7-14)
- Attempted 10 or more in a game:** 10, Jennifer O'Neill vs. Vandy, 3-5-15

FREE THROWS

- Made 10 FT in a game:** 10, Taylor Murray at Missouri, 1-30-16
- Made 11 FT in a game:** 12, Makayla Epps at Ole Miss, 01-21-16
- Made 12 FT or more in a game:** 12, Makayla Epps at Ole Miss, 01-21-16
- Attempted 10 FT in a game:** 10, Makayla Epps vs. Vandy, 2-5-17
- Attempted 11 FT in a game:** 12, Evelyn Akhator, vs. Wash. St., 12-21-16
- Attempted 12 FT in a game:** 12, Evelyn Akhator, vs. Wash. St., 12-21-16
- Attempted 15 or more FTs in a game:** 15, Makayla Epps vs. Miami,

WHEN WAS THE LAST TIME ...

11-11-16

Hit 100% (10 or more attempts): Taylor Murray, 01-30-17 (10-10) at Missouri

REBOUNDS

A player with 10+ rebounds: 12, KeKe McKinney at Arkansas, 1-29-18

A player with 11+ rebounds: 12, KeKe McKinney at Arkansas, 1-29-18

A player with 12+ rebounds: 12, KeKe McKinney at Arkansas, 1-29-18

A player with 13+ rebounds: 23, Evelyn Akhator vs. Ohio St., 3-19-17

A player with 14+ rebounds: 23, Evelyn Akhator vs. Ohio St., 3-19-17

A player with 15+ rebounds: 23, Evelyn Akhator vs. Ohio St., 3-19-17

A player with 16+ rebounds: 23, Evelyn Akhator vs. Ohio St., 3-19-17

A player with 17+ rebounds: 23, Evelyn Akhator vs. Ohio St., 3-19-17

A player with 18+ rebounds: 23, Evelyn Akhator vs. Ohio St., 3-19-17

A player with 19+ rebounds: 23, Evelyn Akhator vs. Ohio St., 3-19-17

A player with 20+ rebounds: 23, Evelyn Akhator vs. Ohio St., 3-19-17

A player with 21+ rebounds: 23, Evelyn Akhator vs. Ohio St., 3-19-17

A player with 25+ rebounds: *27, Valerie Still vs. National College, 2-9-82

A player with back-to-back games with 15+ rebounds: Evelyn Akhator 15 rebs at Alabama (1-12-17); 16 rebs vs. Georgia (1-15-17)

10+ Rebs in three consecutive games: 3, Evelyn Akhator (3-4-17 to 3-19-17)

10+ Rebs in four consecutive games: 5, Evelyn Akhator (3-25-16 - 11-19-16)

10+ Rebs in five consecutive games: 5, Evelyn Akhator (3-25-16 - 11-19-16)

10+ Rebs in six consecutive games: 7, Eleia Roddy (2008)

Two players grab 10+ rebounds in a game: 11, Akhator; 13, Murray at LSU, 1-19-17

Three players grab 10+ rebounds in a game: 16, Akhator; 13, Jennings; 11, Epps vs. Morehead State, 11-18-15

ASSISTS

A player with 8 or more assists in a game: 10, Taylor Murray at Ole Miss, 1-25-18

A player with 9 or more assists in a game: 10, Taylor Murray at Ole Miss, 1-25-18

A player with 10 or more assists in a game: 10, Taylor Murray at Ole Miss, 1-25-18

A player with 11 or more assists in a game: 11, Taylor Murray vs. Florida, 2-19-17

A player with 12 or more assists in a game: 12, Makayla Epps vs. Morehead State, 11-18-15

BLOCKS

A player with 5 or more blocks in a game: 5, Dorie Harrison vs. Evansville, 12-5-17

A player with 6 or more blocks in a game: 6, Alexis Jennings vs. Oklahoma, 3-21-16

A player with 7 or more blocks in a game: *7, DeNesha Stallworth vs. Texas A&M, 2-18-13

STEALS

A player with 5 steals in a game: 5, Taylor Murray vs. Auburn, 2-1-18

A player with 6 steals in a game: 7, Taylor Murray at Vandy, 1-15-18

A player with 7 steals in a game: 7, Taylor Murray at Vandy, 1-15-18

A player with 8 steals in a game: 9, A'dia Mathies vs. Neb.-Omaha, 11-23-11

A player with 9 steals in a game: 9, A'dia Mathies vs. Neb.-Omaha, 11-23-11

A player with 10 steals in a game: 10, Erica Jackson vs. ECU, 2-16-99

A player with 11 or more steals in a game: *11, Leslie Nichols vs. Louisville, 2-14-86

MINUTES

Played every minute of a game: 40 Taylor Murray vs. LSU, 2-4-18

Played over 40 minutes: 44, Makayla Epps/Evelyn Akhator vs. Miss.

State, 2-23-17

Played over 45 minutes: 45, Makayla Epps & Makenzie Cann at Louisville, 12-4-16

Played over 50 minutes: 51, Kastine Evans vs. Baylor - 4OT, 12-6-13

FOULS

Four or more UK players foul out in a game: Jennifer Humphrey, Sarah Elliott, Chanté Bowman, Brittany Edelen vs. Louisville, 12-3-06

THE LAST TIME KENTUCKY...

Won a game by 20 or more pts: +21 (78-57) vs. Arkansas, 2-15-18

Won an SEC game by 20 or more pts: +21 (78-57) vs. Arkansas, 2-15-18

Won a game by 30 or more pts: +38 (100-62) vs. Evansville, 12-5-17

Won an SEC game by 30 or more pts: +32 (89-57) vs. Ole Miss, 1-26-17

Won a game by 40 or more pts: +49 (92-53) vs. UNH, 11-17-16

Won an SEC game by 40 or more points: +44 (97-53) vs. Auburn, 1-20-13

Won a game by 50 or more pts: +54 (85-31) vs. UNC Asheville, 3-19-16

Won an SEC game by 50 or more pts: *+53 (100-47) vs. Miss. State, 1-17-13

Won a game by 60 or more pts: +68 (92-24) vs. Jackson St., 11-29-15

Won a game by 70 or more pts: +75 (100-25) vs. Jacksonville St., 11-15-11

Scored 100 pts or more in a game: 100 vs. Evansville, 12-5-17

Scored 100 pts or more in an SEC game: 108 vs. Ole Miss, 2-13-14

Scored 90 points or more in a game: 100 vs. Evansville, 12-5-17

Scored 90 points or more in three straight games: 96 vs. Wagner, 11-10-13; 103 vs. Georgia Southern, 11-13-13; 96 vs. Central Michigan, 11-17-13

Scored 90 points or more in four straight games: 4 - 96 vs. Wagner, 11-10-13; 103 vs. Georgia Southern, 11-13-13; 96 vs. Central Michigan, 11-17-13, 116 vs. Lipscomb 11-12-13

Scored 80 points or more in a game: 100 vs. Evansville, 12-5-17

Scored 50 points or more in the first half: 55 vs. Evansville, 12-5-17

Scored 50 points or more in the second half: 50 vs. Florida, 3-4-16

Scored 60 points or more in first half: 60 vs. Grambling, 12-29-13

Scored 60 points or more in second half: 60 vs. Ole Miss, 2-13-14

Lost a game by 20 or more points: -22 (85-63) vs. Miss. State, 2-25-18

Lost a game by 30 or more points: -30 (93-63) vs. South Carolina, 3-5-16

Lost a game by 40 or more points: -44 (39-83) vs. Tennessee, 1-27-2001

Lost an SEC game by 40 or more pts: -44 (39-83) vs. Tennessee, 1-27-01

Lost a game by 50 or more points: -72 (38-110) vs. Tennessee, 1-21-01

Lost a game by 60 or more points: -72 (38-110) vs. Tennessee, 1-21-01

Lost a game by 70 or more points: -72 (38-110) vs. Tennessee, 1-21-01

Allowed 100 points: 130 by Baylor, 12-6-13

Allowed 90 or more points: 90 by Baylor, 11-30-17

Scored fewer than 50 points: 42 vs. Georgia, 1-7-17

Scored fewer than 40 points: 36 vs. LSU, 12-18-2005

Scored fewer than 25 points in a half: 20 (1st) vs. South Carolina, 1-21-18

Scored fewer than 20 points in a half: 20 (1st) vs. South Carolina, 1-21-18

Held opponent to 50 points or fewer: 48 vs. Auburn, 2-1-18

Held opponent to 40 points or fewer: 34 vs. Gardner-Webb, 11-12-17

Held opponent to 30 points or fewer: 24 by Jackson St., 11-29-15

Held opponent to 20 pts or fewer in the 1st half: 18 at Florida, 1-11-18

Held opponent to 20 pts or fewer in the 2nd half: 18 vs. Gardner-Webb, 11-12-17

Held SEC opp. to 20 pts or fewer in the 1st half: 18 at Florida, 1-11-18

Held an opponent to 10 points or fewer in the first half: *9 by Charleston Southern, 12-10-04

Held an opponent to 10 points or fewer in the second half: *7 by Jackson St., 11-29-15

Won a game after trailing at the half: vs. Alabama, 3-1-18 (25-23)

Won a game after trailing 10+ at the half: at Arizona St., 11-15-15 (29-17)

Won an SEC game after trailing at the half: vs. Alabama, 3-1-18 (25-23)

Won after trailing at the half at home: vs. Miss. State, 2-23-16 (31-30)

WHEN WAS THE LAST TIME ...

Won a game after trailing at the half on the road: at Wash. State, 11-19-17 (35-34)

Scored 100 or more points and lost: n/a

Scored 80 points or more and lost: at S. Carolina, 2-26-175 (95-87)

Scored 50 points or fewer and won: 48 vs. Louisville, 12-2-12

Game decided by one point: vs. Tennessee, 1-25-16 (W, 64-63)

Game decided by two points: vs. LSU, 2-4-18 (L, 72-70)

Game decided by three points: vs. Florida, 1-11-18 (56-53)

Shot 50 percent or better vs. non-conference opponent: 64.7% (33-of-51) vs. Alabama, 1-25-18

Shot 50% or better vs. SEC opponent: 50.0% (30-of-60) at Missouri, 2-8-18

Shot 50 percent or better in consecutive games: two - LSU (51.9%) 2-4-18; Missouri (50.0%) 2-8-14

Shot 55 percent or better: 64.7 vs. Alabama, 1-25-18

Shot 60 percent or better: 64.7 vs. Alabama, 1-25-18

Shot 70 percent or higher in a half: 72.0 (2nd half) vs. Alabama, 1-25-18

Shot 60 percent or higher from 3: 61.1 vs. Colorado, 11-22-15

Shot 30 percent or lower: 25.6 vs. Cal, (18-of-68), 12-21-17

Shot 20 percent or lower: 20.0 vs. Georgia, (12-of-60), 3-02-07

Shot 15% or lower in a half: 13.6 (1st half) vs. USC (3-of-22), 3-2-08

Held an opponent to lower than 30 percent: 27.8% (15-of-54) by Georgia, 1-7-18

Held an opponent to lower than 20 percent: 15.6% (7-of-45) by Jackson State, 11-29-15

Held an opponent to lower than 15 percent in a half: 4.2% (2nd half) vs. Jackson State, 11-29-15

Opponent shot 50 percent or better: 52.2% by Miss. State (35-of-67), 2-25-18

Opponent shot 60 percent or better: 60.4% by South Carolina (32-of-53), 1-21-18

Opponent shot 50 percent or better in consecutive games: Two straight - Florida, 58.0% (29-of-50), 1-31-16; South Carolina, 52.0% (26-of-50), 2-4-16

Did not hit a 3-pointer: vs. Middle Tenn., 12-9-16 (0-of-9)

Held opponent without a 3-pointer: Texas A&M (0-3), 2-28-16

Held consecutive opponents without a 3-pointer: Delaware State, 11-10-12 (0-of-0) and Baylor, 11-13-12 (0-3)

Opponent hit 10 or more 3-pointers: 10 by Miss. State, 2-25-18

Hit 10 or more 3-pointers: 11 at Baylor, 11-30-17

Hit 11 or more 3-pointers: 11 at Baylor, 11-30-17

Hit 12 or more 3-pointers: 12 vs. New Hampshire, 11-17-16

Hit 13 or more 3-pointers: *14 vs. Mississippi State, 1-8-12 (14-of-30)

Pulled down 60 or more rebounds: *67 vs. Morehead State, 11-18-15

Pulled down 65 or more rebounds: *67 vs. Morehead State, 11-18-15

Had 20 or more Reb. than Opp: 25 vs. Marshall, 11-26-17 (47-22)

Had 30 or more assists in a game: 32 vs. Morehead St., 11-18-15

Had 20 or more assists in a game: 20 vs. LSU, 2-4-18

Had 20 or more assists in three straight games: 4 - 32 vs. Morehead St., 11-18-15; 24 vs. Colorado 11-22-15; 26 vs. Eastern Michigan 11-25-15; 22 vs. Jackson State 11-29-15

Had 20 or more assists in four straight games: 32 vs. Morehead St., 11-18-15; 24 vs. Colorado 11-22-15; 26 vs. Eastern Michigan 11-25-15; 22 vs. Jackson State 11-29-15

Had 20 or more assists in five straight games: 26 vs. Louisville (2/23/82); 25 vs. Alabama (2/26/82); 29 vs. LSU (2/27/82), 27 vs. Tennessee (2/28/82) and 24 vs. Illinois (3/14/82)

Had 19 or more blocks in a game: *19 vs. North Carolina A&T, 12-6-05

Had 10 or more blocks in a game: 10 vs. Evansville, 12-5-17

Opponent had 10 or more blocks in a game: 10 vs. Ohio State, 3-19-17

Had 10 or more steals in a game: 16 vs. Auburn, 2-1-18

Had 20 or more steals in a game: 24 vs. Georgia Southern, 11-13-13

Had 25 or more steals in a game: *28 vs. West Virginia, 12-12-93

Opponent had 10 or more steals in a game: 10 by LSU, 2-4-18

Forced 30 or more turnovers in a game: 37 vs. Jackson State, 11-29-15

Forced 30 or more turnovers in an SEC game: 31 vs. Tennessee, 3-3-13

Forced 40 or more turnovers in a game: *49 vs. ARK-Pine Bluff, 12-11-11

Committed 30 or more turnovers in a game: 30 at Florida, 1-31-16

Committed 30 or more turnovers and won: 34 vs. Green Bay, 3-19-12

Committed five turnovers or fewer: 5 vs. New Hampshire, 11-17-16

Committed 10 turnovers or fewer in a non-con game: 6 vs. Evansville, 12-5-17

Committed 10 turnovers or fewer in an SEC game: 10 vs. Arkansas, 2-15-18

Opponent committed fewer than 10 turnovers: 7 by Arkansas, 2-15-18

Attempted 40 FT: 42 vs. Tennessee St., 3-20-15

Attempted fewer than five FT: 4 vs. South Carolina, 1-13-11

Made 30 FT: 31 vs. Tennessee St., 3-20-15

Made 40 FT: 49* vs. Baylor, 12-6-13

Hit 100 percent from the free-throw line (min. 10 made): *12-of-12 vs. Missouri, 1-13-13

Won an overtime game: vs. Miss. State, 2-23-17, (78-75) (H) 1OT

Lost an overtime game: vs. Arizona State, 12-11-16 (73-71) (A) 1OT

Played a double-overtime game: vs. Miss. State, 2-12-15 (92-90) (H)

Played a triple-overtime game: vs. Baylor, 12-6-13 (133-130) (N) 4OT

Played a quadruple-overtime game: vs. Baylor, 12-6-13 (133-130) (N) 4OT

Started three freshmen in a game: (Evans, Conwright, Drake) vs. UTC, 12-11-10

Started four freshmen in a game: (Mendeng, Helm, Hawthorne, Stoglin) vs. Tennessee, 1-27-2001

Defeated a Top-5 opponent: 2-23-17 - #22/rv UK 78 - #3/2 vs. Miss. State 75 (OT) (H)

Defeated a Top-10 opponent: 2-23-17 - #22/rv UK 78 - #3/2 vs. Miss. State 75 (OT) (H)

Defeated a Top-25 opponent: 2-23-17 - #22/rv UK 78 - #3/2 vs. Miss. State 75 (OT) (H)

Defeated a Top-25 non-conference opponent at home: 12-1-16 - #17 UK 82 - #12 Oklahoma 68 (H)

Defeated a Top-25 non-conference opponent on the road: 11-15-15 - #17/18 UK 68 - #15/15 Arizona State 64 (A)

Defeated a Top-25 opponent at a neutral site: 3-4-16 #13/13 UK 92 - #25/24 Florida 69 (N) - SEC Tournament Quarterfinals

Defeated a Top-10 SEC opponent at home: 2-23-17 - #22/rv UK 78 - #3/2 vs. Miss. State 75 (OT) (H)

Defeated a Top-25 SEC opponent at home: 2-23-17 - #22/rv UK 78 - #3/2 vs. Miss. State 75 (OT) (H)

Defeated a Top-25 opponent on the road: 2-18-16 - #16/16 UK 83 - #14/14 Mississippi State 60 (A)

Defeated a Top-25 SEC opponent on the road: 2-18-16 - #16/16 UK 83 - #14/14 Mississippi State 60 (A)

Defeated a Top-10 opponent on the road: 12-7-14 - UK 77 - #7/7 Louisville 68 (A)

Defeated a Top-10 SEC opponent on the road: 2-16-14 - UK 75 - #8/8 Tennessee 71 (A)

Was defeated by an unranked opp. (while ranked) at home: vs. Texas A&M (77-68), 1-8-17 (#24/rv)

Was defeated by an unranked opp. (while ranked) on the road: at Miami (Fla.) (54-65), 12-10-17 (#20/23)

Was defeated by an unranked opp. (while ranked) at a neutral site: vs. Illinois (77-71), 11-27-14 (#9/10)

** Denotes a school record*

Head Coach Matthew Mitchell

UK's All-Time Winningest Coach

11th Season at Kentucky



- Became UK's all-time winningest coach on March 3, 2013 with 139 wins in just six seasons.
- Including the storied history of the UK MBB program, he is the fifth Kentucky Basketball head coach to win 250 games with the Wildcats joining Adolph Rupp, Joe B Hall, Tubby Smith and John Calipari.
- Has 108 career SEC wins, which ranks 11th most in league history
- Two-time AP SEC Coach of the Year (2010 & 2012).
- Led UK to postseason event every season. (2 WNIT, 8 NCAA)
- School-record eight consecutive NCAA Tournament appearances.
- Three NCAA Elite Eight finishes. (2010, 2012 and 2013)
- Five Sweet 16 appearances. (2010, 2012, 2013, 2014, 2016)
- Led UK to its first SEC Regular Season Championship in 30 years during the 2011-12 season.
- Nine top-four finishes in the SEC in his 11 seasons.
- Four SEC Tournament title game appearances in the last six years. (2010, 2011, 2013, 2014)
- 132 consecutive appearances in the AP Top 25 poll from 2009-10 to 2016-17 (eighth longest streak in poll history.)
- School-record eight straight 20-win seasons.
- Compiled an impressive 155-36 (.811) mark at home (includes Rupp).
- Led UK to a school-record 30 wins in 2012-13.
- Led UK to a school-record 13 SEC wins in 2011-12 and 2012-13.
- Sixteen NCAA Tournament wins.
- Forty-seven wins over ranked opponents, including 16 over top 10.
- Eight top-20 recruiting classes, including the nation's fifth-ranked class in 2009-10 and 2012-13 and 18th-ranked class in 2017-18.
- Has coached 20 All-Conference Performers, including two who were named SEC Player of the Year in Victoria Dunlap (twice) and A'dia Mathies (twice), two who were SEC Freshman of the Year winners in A'dia Mathies and Bria Goss, and two SEC (Co) 6th Women of the Year winners in Keyla Snowden and Jennifer O'Neill (2014 and 2015).

- A UK player won the AP SEC Player of the Year 4 straight years, the 1st SEC school to accomplish that feat.
- Under his leadership, 34 different players have been named to the SEC Academic Honor Roll, seven have been All-SEC Freshmen honorees, three were named All-Americans, including just the second State Farm/WBCA All-American in school history in Victoria Dunlap and one player (Chelsea Chowning) was named an Academic All-American, the first in school history.
- Five WNBA draft picks, including three in the first round - Dunlap was UK's first WNBA first round draft pick when she was chosen as the 11th overall pick in the 2011 WNBA Draft and A'dia Mathies was selected 10th overall by the Los Angeles Sparks in the 2013 draft. Last year, Evelyn Akhator became UK's highest ever pick when she went third overall to the Dallas Wings before Makayla Epps went 33rd overall to Chicago.

DID YOU KNOW?

- Coach Mitchell and his three brothers (David, Mark, Stephen) are all Eagle Scouts.
- Named an honorary Rotarian in the Lexington chapter in 2011.
- Has three daughters, Lacy Arant, Saylor Rose and Presley Blue ... Lacy is a 2012 graduate of Mississippi State ... Daughter, Saylor Rose, is named after former Wildcat, Victoria Essence Rose Dunlap.
- Became a grandfather in October 2017 as Lacy and her husband Stephen had their first son.
- Used to be the lead singer of a band called "Coach Mitchell and the B Team" and is now the lead singer of "Matthew Mitchell and the Go Big Blue Band" which played prior to the football team's season opener at The New CWS.
- Gave \$100,000 of his new seven-year contract (May, 2012) back to the University of Kentucky for academic purposes.
- In 2014, pledged \$1 million over the next 10 years to UK Athletics through the Mitchell Family Foundation.
- In 2016, Matthew and Jenna were presented the Community Service Award by the Urban League of Lexington.

MITCHELL VS. OPPONENTS

	UK	Overall
Alabama	13-2	13-2
Alabama A&M	2-0	2-0
Albany	1-0	1-0
Alcorn State	1-0	1-0
Appalachian State	1-0	1-0
Arizona State	1-1	1-1
Arkansas	13-1	13-1
Arkansas Pine-Bluff	2-0	2-0
Auburn	12-3	12-3
Austin Peay	4-1	4-1
Baylor	2-3	2-3
Belmont	2-0	2-0
Binghamton	1-0	1-0
Bradley	1-0	1-0
Boston	1-0	1-0
Butler	1-0	1-0
Cal	0-1	0-1
Centenary	1-0	1-0
Central Michigan	2-0	2-0
Chattanooga	1-0	1-0
Cincinnati	2-0	2-0
College of Charleston	1-0	1-0
Colorado	2-1	1-1
Connecticut	0-2	0-2
Dayton	1-1	1-1
Delaware	1-0	1-0
Delaware State	1-0	1-0
DePaul	2-0	2-0
Duke	2-4	2-4
East Tennessee State	1-1	1-1
Eastern Illinois	3-1	3-1
Eastern Kentucky	3-1	3-1
Eastern Michigan	1-0	1-1
Evansville	1-0	1-1
FGCU	0-1	0-1
Florida	12-4	12-5
Florida Atlantic	1-0	1-0
Florida A&M	1-0	1-0
Furman	1-0	1-0
Gardner-Webb	1-0	1-0
Georgia	9-8	9-8
Georgia Southern	1-0	1-0
George Washington	1-1	1-1
Gonzaga	1-0	1-0
Grambling State	1-0	2-0
Green Bay	1-0	1-0
Hampton	1-0	1-0
High Point	1-0	1-0
Illinois	0-1	0-1
IUPUI	1-0	1-1
Jackson State	1-0	1-0
Jacksonville State	1-0	4-1
James Madison	1-0	1-0
Kentucky Christian	1-0	1-0
Liberty	1-0	2-0
Lipscomb	2-0	2-0
Long Island	1-0	1-0
LSU	8-9	8-9
Louisville	6-5	6-5
Marist	2-0	2-0
Marshall	1-0	1-2
Marquette	0-1	0-1
McNeese State	2-0	2-0
Miami (Fla.)	1-1	1-1
Miami Ohio	4-0	4-0
Michigan	0-2	0-2
Michigan State	1-0	1-0
Middle Tennessee	6-3	6-3
Minnesota	0-1	0-1
Mississippi State	12-3	12-4
Mississippi Valley State	2-0	2-0
Missouri	5-2	5-2
Montana	1-0	1-0
Morehead State	8-0	8-0
Murray State	1-0	2-3
Navy	1-0	1-0
Nebraska	1-0	1-0
Nebraska Omaha	1-0	1-0
New Hampshire	1-0	1-0
Northeastern	1-0	1-0
Northern Kentucky	2-0	2-0
North Carolina	0-1	0-1
North Carolina A&T	1-0	1-0
Notre Dame	1-1	1-1
Ohio State	0-1	0-1
Oklahoma	3-1	3-1
Ole Miss	9-3	9-3
Old Dominion	0-1	0-1
Pepperdine	1-0	1-0
Pikeville College	1-0	1-0
Radford	1-0	1-0
Rice	1-0	1-0
Sacramento State	1-0	1-0
Sarnford	2-0	3-3
Sam Houston State	1-0	1-0
South Alabama	1-0	1-0
South Carolina	10-15	10-15
South Carolina-Upstate	2-0	2-0
South Florida	1-0	1-0
Southeast Missouri	1-0	1-3
Southern Miss	2-0	2-0
Syracuse	1-0	1-4
Tennessee	5-14	5-14
Tennessee-Chattanooga	2-0	2-0
Tennessee-Martin	2-0	2-0
Tennessee State	3-0	3-2
Tennessee Tech	2-0	3-4
Texas	0-1	0-1
Texas A&M	4-4	4-4
UC Santa Barbara	3-0	3-0
UNC Asheville	1-0	1-0
Vanderbilt	12-5	12-5
Virginia Tech	1-0	0-1
Wagner	1-0	1-0
Washington	0-1	0-1
Washington State	2-0	2-0
Western Kentucky	0-2	0-3
William & Mary	1-0	1-0
Wisconsin	0-1	0-1
Wright State	1-0	1-0
Wofford	1-0	1-0
Xavier	0-2	0-3
Yale	1-0	1-0
Total	256-116	286-145

Year	School	Pos.	Record	SEC	Postseason
17-18	Kentucky	Head Coach	15-16	6-10	n/a
16-17	Kentucky	Head Coach	22-11	11-5	NCAA Second Round/SEC Semifinals
15-16	Kentucky	Head Coach	25-8	10-6	NCAA Sweet 16/SEC Semifinals
14-15	Kentucky	Head Coach	24-10	10-6	NCAA Second Round/SEC Semifinals
13-14	Kentucky	Head Coach	26-9	10-6	NCAA Sweet 16/SEC Tournament Finals
12-13	Kentucky	Head Coach	30-6	13-3	NCAA Elite Eight/SEC Tournament Finals
11-12	Kentucky	Head Coach	28-7	13-3	NCAA Elite Eight/SEC Regular Season Champions
10-11	Kentucky	Head Coach	25-9	11-5	NCAA Second Round/SEC Tournament Finals
09-10	Kentucky	Head Coach	28-8	11-5	NCAA Elite Eight/SEC Tournament Finals
08-09	Kentucky	Head Coach	16-16	5-9	WNIT Second Round
07-08	Kentucky	Head Coach	17-16	8-6	WNIT Quarterfinals/SEC Tournament Semifinals
06-07	Morehead St.	Head Coach	14-16		Third-place OVC finish
05-06	Morehead St.	Head Coach	16-13		OVC Tournament Semifinals
04-05	Kentucky	Asst. Coach	18-16		WNIT final four
03-04	Kentucky	Asst. Coach	11-17		
02-03	Florida	Asst. Coach	9-19		
01-02	Florida	Asst. Coach	18-11		NCAA Tournament
2000-01	Florida	Asst. Coach	24-6		NCAA Tournament
1999-00	Tennessee	Grad. Asst.	33-4		NCAA Runner-up

KENTUCKY SEC TOURNAMENT RECORDS

TEAM RECORDS

Most Points In a Game

UK: 106 vs. Mississippi State 1/30/1981
Opp: 100 (Tennessee) 3/5/1988

Fewest Points In a Game

UK: 40 vs. Georgia 3/2/2007
Opp: 38 (Georgia) 3/9/2013

Most Rebounds

UK: 57 vs. Arkansas 3/6/1992
Opp: 61 (Florida) 3/2/1990

Fewest Rebounds

UK: 25 vs. LSU 3/4/2006 and
25 vs. Alabama 2/26/1982
Opp: 26 (Mississippi State) 2/28/2002

Highest Field Goal Percentage

UK: 66.7% vs. Mississippi State 1/30/1981
Opp: 58.0% (LSU) 3/1/2001

Lowest Field Goal Percentage

UK: 20.0% vs. Georgia 3/2/2007
Opp: 22.2% (Georgia) 3/9/2013

Highest Free Throw Percentage

UK: 90.5% vs. Vanderbilt 3/5/1994
Opp: 93.3% (Auburn) 3/3/2005

Lowest Free Throw Percentage

UK: 30.4% (7-of-23) vs. Florida 3/2/1990
Opp: 40.0% (Mississippi St.) 2/23/1985, (LSU) 3/4/11

Highest 3-Point Field Goal Percentage

UK: 62.5% vs. Vanderbilt 3/4/1988
Opp: 77.8% (UGA) 3/5/2009

Lowest 3-Point Field Goal Percentage

UK: 0.0% vs. LSU 3/1/2001
Opp: 0.0% (Tennessee) 3/4/1995

Field Goals Made

UK: 37 vs. Alabama 2/26/1982
Opp: 37 (Tennessee) 3/5/1988
37 (South Carolina) 3/5/2016

Field Goals Attempted

UK: 85 vs. Alabama 3/7/1992
Opp: 82 (Tennessee) 3/5/1988

3-Point Field Goals Made

UK: 10 vs. Auburn 3/3/1995
Opp: 16 (Tennessee) 3/6/11

3-Point Field Goals Attempted

UK: 24 vs. Texas A&M 3/10/2013
Opp: 33 (South Carolina) 3/4/1994

Free Throws Made

UK: 30 vs. LSU 2/26/1999
Opp: 34 (LSU) 3/3/2012

Free Throws Attempted

UK: 40 vs. LSU 2/26/1999
40 vs. LSU 3/3/2016
Opp: 43 (LSU) 3/3/2012

Assists

UK: 29 vs. LSU 2/27/1982
Opp: 29 (Tennessee) 3/28/1982

Steals

UK: 14 vs. Vanderbilt 3/8/2013; LSU 2/26/1999;
Auburn 1/31/1981
Opp: 13 (Alabama) 3/7/1992

Blocked Shots

UK: 8 vs. Texas A&M 3/10/13; LSU 2/26/1999
Opp: 10 (Tennessee) 3/6/11

Turnovers- High

UK: 25 vs. Mississippi State 2/23/1985
Opp: 28 (Mississippi State) 3/6/2010

Turnovers- Low

UK: 5 vs. South Carolina 3/8/2014
Opp: 6 (South Carolina) 3/4/17

Margin of Victory

24 vs. Auburn 3/4/1995 and MSU 1/30/1981

Margin of Defeat

34 (Tennessee) 3/5/1988

INDIVIDUAL RECORDS BY KENTUCKY

Points

34 Valerie Still vs. LSU 2/27/1982

Rebounds

19 Jennifer Humphrey vs. Arkansas
3/1/2007

Field Goals Made

13 Valerie Still vs. Tennessee 2/28/1982
13 Valerie Still vs. Mississippi State 1/30/1981

Field Goals Attempted

26 Jodie Whitaker vs. Tennessee 3/5/1988
26 Makayla Epps vs. So. Carolina 3/4/17

Free Throws Made

11 Stacey Reed vs. South Carolina 3/4/1994
11 A'dia Mathies vs. Mississippi St. 3/6/2010

Free Throws Attempted

14 Stacey Reed vs. South Carolina 3/4/1994

3-Point Goals Made

5 **Maci Morris vs. Alabama 3/1/2018**
5 Sara Potts vs. Auburn 3/6/2003
5 Keyla Snowden vs. LSU 3/3/2012

3-Point Goals Attempted

13 Shaunda Roberts vs. Auburn 3/1/1996
13 Keyla Snowden vs. LSU 3/3/2012
13 Jennifer O'Neill vs. Texas A&M 3/10/2013

Assists

15 Patty Jo Hedges vs. LSU 2/27/1982

Steals

6 Leslie Nichols vs. LSU 3/1/1986
6 Valerie Still vs. Auburn 1/31/1981

Blocked Shots

5 Victoria Dunlap vs. Mississippi St. 3/6/2010

Turnovers

8 Sandy Harding vs. Georgia 3/8/1987
8 Laurie Hudgens vs. Mississippi State
2/23/1985

INDIVIDUAL RECORDS BY OPPONENTS

Points

29 Seimone Augustus (LSU) 3/4/2006

Rebounds

17 Lori Monroe (Auburn) 3/3/1983
17 Tiffany Clarke (Vanderbilt) 3/5/2011

Field Goals Made

13 Sonya Meadows (Mississippi State)
1/30/1981
13 Seimone Augustus (LSU) 3/4/2006

Field Goals Attempted

26 Daisy Casher (MSU) 2/23/1985

Free Throws Made

13 Shannon Johnson (South Carolina) 3/4/1994

Free Throws Attempted

17 Shannon Johnson (South Carolina) 3/4/1994

3-Point Goals Made

7 Angie Bjorklund (Tennessee) 3/6/2011
7 Jasmine Lister (Vanderbilt) 3/8/2013

3-Point Goals Attempted

12 Christi Timmons (USC) 3/4/1994
12 Hannah Cook (Alabama) 3/3/17

Assists

12 Lea Henry (UT) 2/28/1982

Steals

6 Armelie Lumanu (MSU) 3/6/2010

Blocked Shots

6 Carla Thomas (Vanderbilt) 3/4/2004

Turnovers

10 Bonita Branch (LSU) 3/1/1986
10 Armelie Lumanu (MSU) 3/6/2010

KENTUCKY'S SEC TOURNAMENT HISTORY

10 Team Format		UK Seed			
1980	Knoxville	Alabama (QF)	77-69	W	
		Ole Miss (SF)	62-79	L	
1981	Baton Rouge	Miss. State (QF)	106-82	W	
		Auburn (SF)	66-70	L	
		Georgia (Con.)	62-72	L	
1982	Lexington	Florida (1st)	89-87	W	
		Alabama (QF)	82-76	W	
		LSU (SF)	85-71	W	
		Tennessee (F)	80-74	W	
1983	Knoxville	E2 Auburn (QF)	70-85	L	
1984	Athens	E3 LSU (QF)	81-91	L	
1985	Lexington	E4 Miss. State (1st)	55-58	L	
1986	Athens	6 LSU (QF)	66-67	L	
1987	Albany	7 Florida (1st)	75-53	W	
		Georgia (QF)	64-67	L	
1988	Albany	10 Vanderbilt (1st)	75-67	W	
		Tennessee (QF)	66-100	L	
1989	Albany	8 Florida (1st)	64-67	L	
1990	Albany	8 Florida (1st)	54-70	L	
1991	Albany	5 LSU (QF)	79-96	L	

12 Team Format		UK Seed			
1992	Albany	6 Arkansas (1st)	79-63	W	
		Alabama (QF)	95-87	W	
		Tennessee (SF)	84-90	L	
1993	Chattanooga	6 Miss. State (1st)	84-73	W	
		Vanderbilt (QF)	61-68	L	
1994	Chattanooga	7 South Carolina (1st)	83-80	W	
		Vanderbilt (QF)	67-72	L	
1995	Chattanooga	9 Auburn (1st)	75-51	W	
		Tennessee (QF)	62-74	L	
1996	Chattanooga	12 Auburn (1st)	43-58	L	
1997	Chattanooga	10 Arkansas (1st)	60-71	L	
1998	Columbus	8 Miss. State (1st)	48-67	L	
1999	Chattanooga	7 Ole Miss (1st)	75-59	W	
		LSU (QF)	81-71	W	
		Georgia (SF)	62-68	L	
2000	Chattanooga	9 Alabama (1st)	67-63	W	
		Georgia (QF)	45-63	L	
2001	Memphis	12 LSU (1st)	57-72	L	

2002	Nashville	12	Miss. State (1st)	75-72	W
			LSU (QF)	62-74	L
2003	N. Little Rock	9	Auburn (1st)	62-68	L
2004	Nashville	11	Vanderbilt (1st)	41-60	L
2005	Greenville	10	Auburn (1st)	57-62	L
2006	N. Little Rock	4	Florida (QF)	88-70	W
			LSU(SF)	52-79	L
2007	Duluth, Ga.	7	Arkansas (1st)	72-57	W
			Georgia (QF)	40-72	L
2008	Nashville	4	Georgia (QF)	57-50	W
			LSU (SF)	49-66	L
2009	N. Little Rock	10	Georgia (1st)	64-82	L
2010	Duluth, Ga.	2	Auburn (QF)	65-54	W
			Miss.State (SF)	76-65	W
			Tennessee (F)	62-70	L
2011	Nashville	2	LSU (QF)	60-58	W
			Vanderbilt (SF)	69-56	W
			Tennessee (F)	65-90	L
2012	Nashville	1	Florida (QF)	71-67	W
			LSU (SF)	61-72	L

14 Team Format		UK Seed			
2013	Duluth	2	Vanderbilt (QF)	76-65	W
			Georgia (SF)	60-38	W
			Texas A&M (F)	67-75	L
2014	Duluth	4	Florida (QF)	75-70	W
			South Carolina (SF)	68-58	W
			Tennessee (F)	70-71	L
2015	N Little Rock	6	Vanderbilt (2nd)	67-61	W
			Miss. State (QF)	76-67	W
			Tennessee (SF)	75-64	L
2016	Jacksonville	4	LSU (2nd)	79-71	W
			Florida (QF)	92-69	W
			South Carolina (SF)	93-63	L
2017	Greenville	3	Alabama (QF)	65-55	W
			South Carolina (SF)	89-77	L
2018	Nashville	9	Alabama (2R)	71-64	W
			Miss. State (QF)	1 p.m. ET	

KENTUCKY IN THE SEC TOURNAMENT (1980-2017)

SEC TOURNAMENT RECORD: 35-38 (.479)

First Round Games: 11-11 (.500)

Second Round Games: 3-0 (1.000)

Quarterfinal Games: 15-12 (.555)

Semifinal Games: 5-10 (.333)

Consolation Game: 0-1 (.000)

Championship Games: 1-4 (.200)

1982 - W, Tennessee, 80-74 (H)

2010 - L, Tennessee, 70-62 (N)

2011 - L, Tennessee, 90-65 (N)

2013 - L, Texas A&M, 75-67 (N)

2014 - L, Tennessee, 71-70 (N)

SEC Championship Titles: 1 - 1982 (UK 80, UT 74)

	UK vs. Opp.	MM Era
vs. Alabama	6-0	2-0
vs. Arkansas	2-1	0-0
vs. Auburn	2-5	1-0
vs. Florida	6-2	3-0
vs. Georgia	2-6*	2-1
vs. LSU	4-8	2-2
vs. Ole Miss	1-1	0-0
vs. Mississippi St.	5-2	2-0
vs. Missouri	0-0	0-0
vs. South Carolina	2-2	1-2
vs. Tennessee	1-7	0-4
vs. Texas A&M	0-1	0-1
vs. Vanderbilt	4-3	3-0

*Includes 1981 consolation game vs. Georgia

MISCELLANEOUS STATS

LEADING SCORER

Taylor Murray	7
Maci Morris	20
Alyssa Rice	2
Tatyana Wyatt	1
Makenzie Cann	1
Dorie Harrison	1

LEADING REBOUNDER

Makenzie Cann	5
Dorie Harrison	7
Maci Morris	4
Taylor Murray	4
Alyssa Rice	10
Tatyana Wyatt	4
Jaida Roper	1
KeKe McKinney	6
Amanda Paschal	2

LEADER IN ASSISTS

Makenzie Cann	5
Dorie Harrison	2
Maci Morris	7
Taylor Murray	20
Kameron Roach	1
Jaida Roper	7

CHARGES DRAWN

Kentucky	37
Alyssa Rice	18
Tatyana Wyatt	2
Jaida Roper	5
Jessica Hardin	1
LaShae Halsel	1
Amanda Paschal	2
Taylor Murray	1
Maci Morris	5
KeKe McKinney	1
Dorie Harrison	1
Opponents	12

10-SEC. BACKCOURT VIOLATION FORCED

Kentucky	2
Opponent	1

5-SEC. OUT-OF-BOUNDS CALLS FORCED

Kentucky	1
Opponent	2

SHOT CLOCK VIOLATIONS FORCED

Kentucky	11
Opponent	13

20-POINT SCORING GAMES

Maci Morris	12
Taylor Murray	4
Tatyana Wyatt	1

30-POINT SCORING GAMES

Maci Morris	1
-------------	---

DOUBLE-FIGURE SCORING GAMES

Makenzie Cann	8
Taylor Murray	17
Maci Morris	27
Tatyana Wyatt	7
Dorie Harrison	8
Alyssa Rice	9
Jaida Roper	6
Amanda Paschal	5
KeKe McKinney	4

DOUBLE-FIGURE REBOUND GAMES

Makenzie Cann	3
Maci Morris	1
Taylor Murray	1
Alyssa Rice	3
Tatyana Wyatt	1
KeKe McKinney	1

20-PLUS REBOUNDING GAMES

TBD	
-----	--

SEASON DOUBLE-DOUBLES

Makenzie Cann	2
Maci Morris	1
Taylor Murray	3
Alyssa Rice	2
Tatyana Wyatt	1

TECHNICAL FOULS

Kentucky	3
Matthew Mitchell	2
Jaida Roper	1
Opponent	2

UK'S FIRST SUBSTITUTION

Jaida Roper	15
Amanda Paschal	9
Dorie Harrison	9
Tatyana Wyatt	6
KeKe McKinney	4
Makenzie Cann	1

FIRST TO SCORE

Makenzie Cann	4
Dorie Harrison	3
Taylor Murray	5
Alyssa Rice	6
Maci Morris	8
Tatyana Wyatt	2
KeKe McKinney	2
Amanda Paschal	1

JUMP BALLS CONTROLLED

Kentucky	13
Opponent	19

RUNS OF 10 OR BETTER

Kentucky	16
Opponent	16

LARGEST HALFTIME LEAD

vs. Evansville	32
----------------	----

LARGEST HALFTIME LEAD (SEC)

at Arkansas	17
-------------	----

LARGEST HALFTIME DEFICIT

vs. Louisville	22
----------------	----

LARGEST HALFTIME DEFICIT (SEC)

at Mississippi State	18
----------------------	----

LARGEST UK LEAD

vs. Gardner-Webb	38
vs. Morehead State	38

LARGEST UK WIN

vs. Gardner-Webb	38
vs. Evansville	38

LARGEST UK WIN (SEC)

vs. Alabama	25
-------------	----

LARGEST UK DEFICIT

at Baylor	33
-----------	----

LARGEST UK DEFICIT (SEC)

at South Carolina	29
-------------------	----

LARGEST UK LOSS

at Baylor	27
-----------	----

LARGEST UK LOSS (SEC)

at Mississippi State	19
----------------------	----

MOST CONSECUTIVE POINTS

vs. Marshall	20
--------------	----

SPECIALTY STATS

PP - Points in the paint; POT - Points off turnovers; 2nd - Second-chance points; FB - Fast break points; BP - Bench points

Opponent	KENTUCKY/OPPONENT				
	PP	POT	2nd	FB	BP
vs. Sacramento State	48/40	18/9	17/7	0/0	36/11
vs. Gardner-Webb	42/8	17/6	15/2	8/0	28/0
at Montana	26/20	18/10	9/12	6/0	14/22
at Washington State	26/36	17/10	17/13	14/4	12/25
vs. Morehead State	28/28	20/10	11/16	2/0	33/13
vs. Marshall	32/18	17/2	18/2	0/0	14/7
at Baylor	12/46	17/22	12/11	0/4	19/31
vs. Tennessee Tech	36/24	19/10	21/5	2/4	36/10
vs. Evansville	60/24	31/2	22/3	8/2	46/12
at FGCU	40/28	18/18	16/5	8/7	15/22
at Miami	22/38	10/12	10/9	2/14	10/9
vs. Louisville	26/36	5/22	8/20	2/8	16/16
vs. Cal	16/20	13/17	19/8	0/8	20/1
at MTSU	20/18	14/20	2/10	6/2	18/10
vs. Tennessee	24/30	8/12	6/13	0/4	18/4
at Texas A&M	26/18	8/11	11/9	2/0	13/16
vs. Georgia	12/22	12/17	7/12	0/4	18/14
at Florida	22/18	11/17	13/9	6/2	23/4
at Vanderbilt	26/30	15/17	15/9	8/2	19/26
vs. South Carolina	28/42	23/15	17/7	8/8	13/34
vs. Alabama	36/20	28/10	6/6	0/0	19/14
at Arkansas	36/20	25/17	9/9	8/2	31/10
vs. Auburn	22/26	32/24	18/6	4/6	13/10
vs. LSU	28/36	13/21	4/15	4/12	17/10
at Mizou	26/20	19/13	12/17	6/0	20/4
at Mississippi State	16/30	5/23	13/15	4/2	21/1
vs. Arkansas	38/12	6/10	17/16	0/0	32/7
at South Carolina	26/40	12/23	8/9	2/10	10/18
at Ole Miss	28/28	22/7	12/12	6/2	27/19
vs. Mississippi State	20/38	14/23	6/20	4/2	29/20
vs. Alabama	22/30	18/15	4/18	2/0	10/11
Total	870/848	505/445	465/325	120/109	650/415

CLUTCH FREE THROWS - INDIVIDUAL/SEASON TOTALS

(final three minutes of regulation and overtime in a six-point game)

Player	FT-FTA	Pct.
Makenzie Cann	4-4	1.000
Maci Morris	8-10	.800
Alyssa Rice	4-6	.667
Paige Poffenberger	1-2	.500
Taylor Murray	4-4	1.000
Tatyana Wyatt	3-3	1.000
TOTAL	24-29	.828

MOST CONSECUTIVE POINTS (SEC)

vs. Auburn	14
------------	----

LARGEST 2ND HALF DEFICIT IN WIN

vs. Alabama (SEC Tournament)	9
------------------------------	---

MOST CONSECUTIVE OPP. POINTS

at Vanderbilt	15
---------------	----

LARGEST 1ST HALF DEFICIT IN SEC WIN

vs. Alabama (SEC Tournament)	10
------------------------------	----

MOST CONSECUTIVE OPP. PTS (SEC)

at Vanderbilt	15
---------------	----

LARGEST 2ND HALF DEFICIT IN SEC WIN

vs. Alabama (SEC Tournament)	9
------------------------------	---

LARGEST LEAD IN 1ST HALF

vs. Evansville	32
----------------	----

LONGEST WINNING STREAK

Nov. 10-Nov. 26	6
-----------------	---

LARGEST DEFICIT IN 1ST HALF

vs. Louisville	22
----------------	----

LONGEST SEC WINNING STREAK

Jan. 25-Feb. 1	3
----------------	---

LARGEST LEAD IN 2ND HALF

vs. Gardner-Webb	38
vs. Morehead State	38
vs. Evansville	38

LONGEST LOSING STREAK

Dec. 8-Jan. 7.	8
----------------	---

LARGEST MEMORIAL COL. CROWD

vs. Mississippi State	6,014
-----------------------	-------

LARGEST DEFICIT IN 2ND HALF

at Baylor	33
-----------	----

LARGEST HOME CROWD

vs. Tennessee (Rupp Arena)	8,921
----------------------------	-------

LARGEST LEAD IN LOSS

at MTSU	12
---------	----

LARGEST ROAD CROWD

at South Carolina	14,895
-------------------	--------

LARGEST 1ST HALF DEFICIT IN WIN

at Washington State	11
---------------------	----

LARGEST NEUTRAL CROWD

3,889	
-------	--

KENTUCKY WBB 2017-18 PLAYER BIOS

0

LaShae HalseL • 6-0 • FORWARD • JUNIOR

BOWLING GREEN, KY. (WARREN CENTRAL HS)



2017-18 (Junior)

- Has eight points this season, and is 4-of-5 from the floor.
- Scored her first career points against Morehead State on Nov. 22, scoring two points with one rebound and one assist in three minutes of action.
- Recorded her first career assist vs. Gardner-Webb on Nov. 12.
- Saw three minutes of action in the season opener vs. Sacramento State, grabbing one defensive board.
- Also saw three minutes against Arkansas with two points.
- Physical post/wing that has worked hard to improve her game since walking on to the program in the fall of 2016.
- Saw action in seven games last season, recording four rebounds and one block in 12 minutes.

2017-18 Season Highs

POINTS:	2, 4x, last vs. Arkansas, 02/15/18
FGM:	1, 4x, last vs. Arkansas, 02/15/18
FGA:	2, vs. Arkansas, 02/15/18
FTM:	-
FTA:	-
3FGM:	-
3FGA:	-
O-REBOUNDS:	-
D-REBOUNDS:	1, 3x, last vs. Evansville, 12/05/17
TOTAL REBOUNDS:	1, 3x, last vs. Evansville, 12/05/17
ASSISTS:	1, twice, last vs. Morehead State, 11/22/17
BLOCKS:	-
STEALS:	-
MINUTES:	3, 5x, last vs. Arkansas, 02/15/18

Career Highs

POINTS:	2, 4x, last vs. Arkansas, 02/15/18
FGM:	1, 4x, last vs. Arkansas, 02/15/18
FGA:	2, 2x, last vs. Arkansas, 02/15/18
FTM:	-
FTA:	-
3FGM:	-
3FGA:	-
O-REBOUNDS:	2 vs. Radford, 12/18/16
D-REBOUNDS:	1, 5x, last vs. Evansville, 12/05/17
TOTAL REBOUNDS:	3 vs. Radford, 12/18/16
ASSISTS:	1, twice, last vs. Morehead State, 11/22/17
BLOCKS:	1 vs. Radford, 12/18/16
STEALS:	-
MINUTES:	3, 6x, last vs. Arkansas, 02/15/18

HalseL's 2017-18 Game-by-Game Statistics

Opponent	Min	FG-A	3PT-A	FT-A	O-D-T	PF	A	TO	BS	ST	PTS
vs. Sacramento St.	3	0-0	0-0	0-0	0-1-1	0	0	0	0	0	0
vs. Gardner-Webb	2	0-0	0-0	0-0	0-0-0	0	1	0	0	0	0
at Montana					DNP - Coach's Decision						
at Washington St.					DNP - Coach's Decision						
vs. Morehead St.	3	1-1	0-0	0-0	0-1-1	0	1	1	0	0	2
vs. Marshall	3	1-1	0-0	0-0	0-0-0	0	0	1	0	0	2
at Baylor					DNP - Coach's Decision						
vs. Tennessee Tech	3	1-1	0-0	0-0	0-0-0	0	0	0	0	0	2
vs. Evansville	2	0-0	0-0	0-0	0-1-1	0	0	0	0	0	0
at FGCU					DNP - Coach's Decision						
at Miami (Fla.)					DNP - Coach's Decision						
vs. Louisville					DNP - Coach's Decision						
vs. California					DNP - Coach's Decision						
at Middle Tennessee					DNP - Coach's Decision						
vs. Tennessee					DNP - Coach's Decision						
at TAMU					DNP - Coach's Decision						
vs. Georgia					DNP - Coach's Decision						
at Florida					DNP - Coach's Decision						
at Vanderbilt					DNP - Coach's Decision						
vs. South Carolina					DNP - Coach's Decision						
vs. Alabama	2	0-0	0-0	0-0	0-0-0	0	0	0	0	0	0
at Arkansas	1	0-0	0-0	0-0	0-0-0	0	0	0	0	0	0
vs. Auburn	2	0-0	0-0	0-0	0-0-0	0	0	0	0	0	0
vs. LSU					DNP - Coach's Decision						
at Missouri					DNP - Coach's Decision						
at Mississippi St.					DNP - Coach's Decision						
vs. Arkansas	3	1-2	0-0	0-0	0-0-0	0	0	0	0	0	2
at South Carolina					DNP - Coach's Decision						
at Ole Miss					DNP - Coach's Decision						
vs. Mississippi St.					DNP - Coach's Decision						
vs. Alabama					DNP - Coach's Decision						

* Started game

Extras

	17-18	Career
Scored 10+ Points	-	-
Scored 15+ Points	-	-
Scored 20+ Points	-	-
Made 3+ 3FG	-	-
Double-figure Rebounds	-	-
Double-doubles	-	-
3+ Assists	-	-
2+ Steals	-	-
Led UK in Scoring	-	-
Led UK in Rebounds	-	-
Led UK in Assists	-	-
Led UK in Steals	-	-
Led UK in Blocks	-	-

LaShae HalseL's Career Stats

Year	GP-GS	MIN	FG-FGA	PCT	3FG-FGA	PCT	FT-FTA	PCT	OFF-DEF	TOT-AVG	PF-FO	A	TO	BLK	ST	PTS-AVG
2016-17	7-0	12-1.7	0-3	.000	0-0	.000	0-0	.000	2-2	4-0.6	1-0	0	0	1	0	0-0.0
2017-18	10-0	24-2.4	4-5	.800	0-0	.000	0-0	.000	0-3	3-0.3	0-0	2	2	0	0	8-0.8
TOTAL	17-0	36-2.1	4-8	.500	0-0	.000	0-0	.000	2-5	7-0.4	1-0	2	2	1	0	8-0.5

KENTUCKY WBB 2017-18 PLAYER BIOS

2

PAIGE POFFENBERGER • 5-8 • GUARD • SOPHOMORE

MORGANTOWN, W.VA. (MORGANTOWN HS)



2017-18 (Sophomore)

- Joined the team as a walk-on in the fall of 2016, and has been given more and more playing time due to her strong effort and hustle on the defensive end.
- Scored her first basket of the season against Marshall, adding one rebound and one steal.
- Played two minutes against Arkansas and recorded an offensive rebound and an assist.
- Hard-nosed player who prides herself in her defensive intensity.
- Played in 21 games during her freshman campaign, averaging 5.9 minutes per game.
- Scored 19 total points on the 2016-17 season with 15 rebounds and six steals.

2017-18 Season Highs

POINTS:	4 vs. Georgia, 01/07/18
FGM:	1, 3x, last vs. Auburn, 02/01/18
FGA:	2, 4x, last vs. Georgia, 01/07/18
FTM:	4 vs. Georgia, 01/07/18
FTA:	4 vs. Georgia, 01/07/18
3FGM:	-
3FGA:	1, twice, last vs. Tennessee Tech, 12/03/17
O-REBOUNDS:	1 vs. Arkansas, 2/15/18
D-REBOUNDS:	2 vs. Georgia, 01/07/18
TOTAL REBOUNDS:	2 vs. Georgia, 01/07/18
ASSISTS:	1, 2x, last vs. Arkansas, 02/15/18
BLOCKS:	-
STEALS:	2 at Vanderbilt, 01/15/18
MINUTES:	14 vs. Georgia, 01/07/18

Career Highs

POINTS:	5 vs. TAMU, 01/08/17
FGM:	2 vs. TAMU, 01/08/17
FGA:	5 vs. New Hampshire, 11/17/16
FTM:	4 vs. Georgia, 01/07/18
FTA:	4 vs. Georgia, 01/07/18
3FGM:	1, twice, last vs. TAMU, 01/08/17
3FGA:	2 vs. Missouri, 01/05/17
O-REBOUNDS:	1, 3x, last vs. Arkansas, 02/15/18
D-REBOUNDS:	4 at Alabama, 01/12/17
TOTAL REBOUNDS:	4 at Alabama, 01/12/17
ASSISTS:	1, 3x, last vs. Arkansas, 02/15/18
BLOCKS:	-
STEALS:	3 vs. Vanderbilt, 02/05/17
MINUTES:	18 vs. Ole Miss, 01/26/17

Poffenberger's 2017-18 Game-by-Game Statistics

Opponent	Min	FG-A	3PT-A	FT-A	O-D-T	PF	A	TO	BS	ST	PTS
vs. Sacramento St.					DNP - Concussion Protocol						
vs. Gardner-Webb					DNP - Concussion Protocol						
at Montana	4	0-2	0-1	0-0	0-0-0	1	1	0	0	0	0
at Washington St.					DNP - Coach's Decision						
vs. Morehead St.	5	0-0	0-0	0-0	0-0-0	1	0	0	0	0	0
vs. Marshall	4	1-1	0-0	0-0	0-1-1	0	0	0	0	1	2
at Baylor					DNP - Coach's Decision						
vs. Tennessee Tech	9	0-1	0-1	0-0	0-0-0	1	0	0	0	0	0
vs. Evansville	6	0-2	0-0	0-0	0-0-0	0	0	0	0	0	0
at FGCU					DNP - Coach's Decision						
at Miami (Fla.)					DNP - Coach's Decision						
vs. Louisville					DNP - Coach's Decision						
vs. California					DNP - Coach's Decision						
at Middle Tennessee	5	1-2	0-0	0-1	0-0-0	1	0	0	0	0	2
vs. Tennessee					DNP - Coach's Decision						
at TAMU	9	0-0	0-0	2-2	0-0-0	2	0	0	0	0	2
vs Georgia	14	0-2	0-2	4-4	0-2-2	3	0	1	0	1	4
at Florida	3	0-0	0-0	1-2	0-1-1	0	0	1	0	0	1
at Vanderbilt	7	0-0	0-0	0-0	0-0-0	1	0	1	0	2	0
vs. South Carolina					DNP - Coach's Decision						
vs. Alabama	1	0-0	0-0	0-0	0-0-0	0	0	0	0	0	0
at Arkansas	1	0-0	0-0	0-0	0-0-0	0	0	0	0	0	0
vs. Auburn	2	1-1	0-0	0-0	0-0-0	0	0	0	0	0	2
vs. LSU					DNP - Coach's Decision						
at Missouri					DNP - Coach's Decision						
at Mississippi St.					DNP - Coach's Decision						
vs. Arkansas	2	0-0	0-0	0-0	1-0-1	0	1	0	0	0	0
at South Carolina					DNP - Coach's Decision						
at Ole Miss					DNP - Coach's Decision						
vs. Mississippi St.					DNP - Coach's Decision						
vs. Alabama					DNP - Coach's Decision						

* Started game

Extras

	17-18	Career
Scored 10+ Points	-	-
Scored 15+ Points	-	-
Scored 20+ Points	-	-
Made 3+ 3FG	-	-
Double-figure Rebounds	-	-
Double-doubles	-	-
3+ Assists	-	-
2+ Steals	1	2
Led UK in Scoring	-	-
Led UK in Rebounds	-	-
Led UK in Assists	-	-
Led UK in Steals	-	-
Led UK in Blocks	-	-

Paige Poffenberger's Career Stats

Year	GP-GS	MIN	FG-FGA	PCT	3FG-FGA	PCT	FT-FTA	PCT	OFF-DEF	TOT-AVG	PF-FO	A	TO	BLK	ST	PTS-AVG
2016-17	21-0	123-5.9	7-19	.368	2-6	.333	3-4	.750	2-13	15-0.7	11-0	1	9	0	6	19-0.9
2017-18	14-0	72-5.1	3-11	.273	0-3	.000	7-9	.778	1-4	5-0.4	10-0	2	3	0	4	13-0.9
TOTAL	35-0	195-5.6	10-30	.333	2-9	.222	10-13	.769	3-17	20-0.6	21-0	3	12	0	10	32-0.9

KENTUCKY WBB 2017-18 PLAYER BIOS

3

KeKe McKinney • 6-1 • FORWARD • FRESHMAN

KNOXVILLE, TENN. (FULTON HS)



2017-18 (Freshman)

- Solid performance in the win vs. Ole Miss with nine points, six rebounds.
- Fifth career double-figure scoring game against Arkansas with 11 points and four offensive rebounds, going a perfect 4-for-4 from the free-throw line.
- Had double-digit scoring vs. LSU on Feb. 4 with 10 points.
- Recorded a career-high four assists vs. Auburn to go with nine points and seven boards.
- Led Kentucky on the boards with a career-high 12 rebounds against Arkansas.
- Matched her career high with 12 points in the win over Alabama, playing a career-high 35 minutes in the contest.
- Had a breakout game vs. No. 10 South Carolina, scoring a career-high 12 points and matching her career high with seven rebounds.
- Made a season-high two 3s against Middle Tennessee on Dec. 28.

- Made her first career start at No. 9/9 Baylor.
- Against Morehead State on Nov. 22, added a team/career high three blocks.
- A four-star prospect by ESPN.com, which tabbed her the 88th overall player in the 2017 class, including the 17th best wing
- An impressive wing that led Fulton High School to a state tournament berth and 27 wins her senior season, averaging a double-double with over 16 points and 11 rebounds per game.
- All-around athlete that can play multiple positions and really defend the post or the perimeter.

2017-18 Season Highs

POINTS:	12, twice, last vs. Alabama, 01/25/18
FGM:	6 vs. Alabama, 01/25/18
FGA:	12 vs. South Carolina, 01/21/18
FTM:	4 vs. Arkansas, 02/15/18
FTA:	4, 4x, last at Ole Miss, 02/22/18
3FGM:	2, twice, last vs. LSU, 02/04/18
3FGA:	4 at MTSU, 12/28/17
O-REBOUNDS:	5, twice, last vs. South Carolina, 01/21/18
D-REBOUNDS:	9 at Arkansas, 01/29/18
TOTAL REBOUNDS:	12 at Arkansas, 01/29/18
ASSISTS:	4 vs. Auburn, 02/01/18
BLOCKS:	3 vs. Morehead State, 11/22/17
STEALS:	2, 4x, last vs. Auburn, 02/01/18
MINUTES:	35, twice, last vs. Auburn, 02/01/18

Career Highs

POINTS:	12, twice, last vs. Alabama, 01/25/18
FGM:	6 vs. Alabama, 01/25/18
FGA:	12 vs. South Carolina, 01/21/18
FTM:	4 vs. Arkansas, 02/15/18
FTA:	4, 4x, last at Ole Miss, 02/22/18
3FGM:	2, twice, last vs. LSU, 02/04/18
3FGA:	4 at MTSU, 12/28/17
O-REBOUNDS:	5, twice, last vs. South Carolina, 01/21/18
D-REBOUNDS:	9 at Arkansas, 01/29/18
TOTAL REBOUNDS:	12 at Arkansas, 01/29/18
ASSISTS:	4 vs. Auburn, 02/01/18
BLOCKS:	3 vs. Morehead State, 11/22/17
STEALS:	2, 4x, last vs. Auburn, 02/01/18
MINUTES:	35, twice, last vs. Auburn, 02/01/18

McKinney's 2017-18 Game-by-Game Statistics

Opponent	Min	FG-A	3PT-A	FT-A	O-D-T	PF	A	TO	BS	ST	PTS
vs. Sacramento St.	12	1-5	0-3	1-2	1-1-2	1	0	1	0	2	3
vs. Gardner-Webb	18	3-9	1-3	0-0	5-2-7	1	0	1	0	0	7
at Montana	15	0-2	0-1	0-0	0-2-2	4	1	0	0	1	0
at Washington St.	12	0-1	0-1	0-0	0-0-0	1	0	0	0	0	0
vs. Morehead St.	20	2-5	0-1	1-2	3-3-6	3	0	2	3	1	5
vs. Marshall	23	2-6	1-1	2-4	2-3-5	2	1	2	1	1	7
at Baylor	15*	0-2	0-1	0-0	0-1-1	2	1	0	0	0	0
vs. Tennessee Tech	21*	4-5	1-1	0-0	1-4-5	0	1	0	2	0	9
vs. Evansville	15*	1-4	0-2	0-0	3-1-4	2	1	2	0	0	2
at FGCU	5	0-2	0-0	0-0	0-0-0	1	0	1	0	0	0
at Miami (Fla.)	4	0-1	0-0	0-0	0-1-1	0	0	1	0	1	0
vs. Louisville	8	1-2	1-1	0-0	0-1-1	4	0	3	0	0	3
vs. California	15*	0-3	0-1	0-0	0-0-0	0	0	1	0	1	0
at Middle Tennessee	19*	2-4	2-4	2-2	0-2-2	2	0	2	0	0	8
vs. Tennessee	16*	0-5	0-2	0-0	0-0-0	0	1	3	1	1	0
at TAMU	22	1-4	0-2	0-0	1-4-5	3	0	1	0	2	2
vs. Georgia	20	1-6	1-3	0-0	0-2-2	2	0	2	1	1	3
at Florida	7	0-2	0-1	0-0	1-0-1	0	0	1	0	0	0
at Vanderbilt	26	3-6	1-3	2-2	3-3-6	3	0	2	0	1	9
vs. South Carolina	32*	5-12	1-3	1-1	5-2-7	3	1	2	2	1	12
vs. Alabama	35*	6-7	0-1	0-0	2-3-5	1	1	2	0	0	12
at Arkansas	27*	3-5	0-0	0-0	3-9-12	4	2	3	1	2	6
vs. Auburn	35*	3-9	0-2	3-4	4-3-7	1	4	2	1	2	9
vs. LSU	34*	4-5	2-3	0-0	1-2-3	5	2	3	1	0	10
at Missouri	27*	3-6	0-1	1-1	1-2-3	5	0	1	0	1	7
at Mississippi St.	29*	1-3	1-3	0-0	1-4-5	3	1	3	0	0	3
vs. Arkansas	21*	3-6	1-2	4-4	4-0-4	0	0	1	0	1	11
at South Carolina	18*	0-2	0-1	1-2	1-4-5	4	0	1	1	1	1
at Ole Miss	22*	3-7	0-1	3-4	3-3-6	2	2	0	0	0	9
vs. Mississippi St.	29*	0-0	0-0	2-2	0-3-3	2	1	2	0	0	2
vs. Alabama											

DND - Concussion Protocol

* Started game

Extras

	17-18	Career
Scored 10+ Points	4	4
Scored 15+ Points	-	-
Scored 20+ Points	-	-
Made 3+ 3FG	-	-
Double-figure Rebounds	1	1
Double-doubles	-	-
3+ Assists	1	1
2+ Steals	4	4
Led UK in Scoring	-	-
Led UK in Rebounds	6	6
Led UK in Assists	-	-
Led UK in Steals	3	3
Led UK in Blocks	6	6

KeKe McKinney's Career Stats


Year	GP-GS	MIN	FG-FGA	PCT	3FG-FGA	PCT	FT-FTA	PCT	OFF-DEF	TOT-AVG	PF-FO	A	TO	BLK	ST	PTS-AVG
2017-18	30-17	601-20.0	52-136	.382	13-48	.271	23-30	.767	45-65	110-3.7	61-2	20	45	14	20	140-4.7
TOTAL	30-17	601-20.0	52-136	.382	13-48	.271	23-30	.767	45-65	110-3.7	61-2	20	45	14	20	140-4.7

KENTUCKY WBB 2017-18 PLAYER BIOS

4

MACI MORRIS • 6-0 • GUARD • JUNIOR

PINEVILLE, KY. (BELL COUNTY HS)



2017-18 (Junior)

- Ranks 20th among Kentucky's all-time scorers with 1,196 career points.
- Entered UK's 1,000 point club by opening the Auburn game with back-to-back 3s.
- Morris leads UK with 17.5 points per game.
- Leads the team in 3s made this season with 74 and ranks No. 4 on Kentucky's list of all-time 3 pointers made with 176.
- Ranks top five nationally (Div. I) and in 3-point shooting percentage at 47.7 percent.
- Scored in double digits in all but three contests this season.
- Missed the Vanderbilt game with a bruised knee bone.
- Has scored 20 or more points in seven consecutive games of SEC play - the first UK player to accomplish the feat since the Valerie Still in 1982.

- Recorded a career-high 35 points at No. 8 South Carolina on Feb. 18, with a career-high 13 made field goals and became just the third player in program history to score 35+ points in an SEC game.
- Led Kentucky in the SEC Tournament victory over Alabama, scoring 25 points, 18 of which were scored in the second half.
- Led UK with 21 points vs. No. 2 Mississippi State and followed with 20 points - 14 in the first half - vs. Arkansas.
- Matched her season high with 22 points at No. 15 Missouri, scoring 17 of those points in the second half.
- Posted her second 20+ point game of the season against No. 9/9 Baylor, scoring a season-high 22 points on 5-of-8 3-point shooting.
- Recorded her first career double-double this season vs. Gardner-Webb with 10 points and a career-high 10 boards.

Morris' 2017-18 Game-by-Game Statistics

Opponent	Min	FG-A	3PT-A	FT-A	O-D-T	PF	A	TO	BS	ST	PTS
vs. Sacramento St.	16*	4-8	2-3	2-2	1-3-4	3	2	1	0	1	12
vs. Gardner-Webb	32*	4-13	0-5	2-2	1-9-10	2	4	2	3	1	10
at Montana	31*	5-8	3-6	3-3	0-2-2	4	2	2	1	0	16
at Washington St.	32*	7-16	3-6	3-4	2-4-6	2	1	4	0	1	20
vs. Morehead St.	23*	7-8	5-6	0-0	0-2-2	2	3	2	0	3	19
vs. Marshall	28*	6-13	3-6	0-0	1-2-3	2	2	0	0	2	15
at Baylor	35*	7-17	5-8	3-6	0-5-5	2	0	3	0	0	22
vs. Tennessee Tech	17*	6-7	2-2	2-2	1-5-6	2	2	1	3	1	16
vs. Evansville	21*	8-9	4-5	0-0	0-2-2	1	3	0	2	0	20
at FGCU	33*	2-4	1-1	1-2	0-3-3	5	2	0	0	0	6
at Miami (Fla.)	35*	7-22	2-8	2-2	2-5-7	3	1	4	1	2	18
vs. Louisville	40*	6-13	1-3	3-4	0-5-5	1	0	4	1	0	16
vs. California	34*	9-26	3-7	0-0	3-5-8	3	0	1	0	1	21
at Middle Tennessee	35*	5-12	0-3	3-3	0-4-4	2	3	2	0	2	13
vs. Tennessee	29*	6-14	3-8	3-3	0-2-2	4	0	1	0	3	18
at TAMU	38*	9-18	2-6	2-2	0-3-3	2	4	4	0	0	22
vs Georgia	21*	4-10	0-3	1-3	0-0-0	1	0	1	1	2	9
at Florida	20*	2-4	0-1	1-2	1-5-6	0	2	1	0	1	5
at Vanderbilt					DND - Left Knee						
vs. South Carolina	30*	6-15	2-5	5-5	0-1-1	3	4	2	0	2	19
vs. Alabama	28*	7-11	2-4	0-0	0-1-1	3	1	2	1	1	16
at Arkansas	28*	4-12	1-3	2-2	1-1-2	1	0	1	0	0	11
vs. Auburn	25*	5-10	5-7	3-3	0-2-2	1	1	6	0	1	18
vs. LSU	32*	6-14	3-6	2-2	0-2-2	1	4	2	0	0	17
at Missouri	32*	9-17	3-5	1-2	1-1-2	4	0	2	0	1	22
at Mississippi St.	31*	7-15	2-5	5-5	1-3-4	5	2	4	0	0	21
vs. Arkansas	30*	7-11	2-5	4-4	0-5-5	1	2	4	0	2	20
at South Carolina	39*	13-23	5-9	4-4	1-0-1	3	0	3	0	1	35
at Ole Miss	36*	8-15	2-6	2-2	0-1-1	2	2	2	0	3	20
vs. Mississippi St.	38*	8-15	3-5	3-3	0-3-3	2	2	3	3	3	22
vs. Alabama	34*	9-16	5-8	2-4	0-7-7	4	6	4	0	2	25

* Started game

2017-18 Season Highs

POINTS:	35 at South Carolina, 02/18/18
FGM:	13 at South Carolina, 02/18/18
FGA:	26 vs. Cal, 12/21/17
FTM:	5, twice, last at Miss. St., 02/11/18
FTA:	6 at Baylor, 11/30/17
3FGM:	5, 5x, last vs. Alabama, 03/01/18
3FGA:	9 at South Carolina, 02/18/18
O-REBOUNDS:	3 vs. Cal, 12/21/17
D-REBOUNDS:	9 vs. Gardner-Webb, 11/12/17
TOTAL REBOUNDS:	10 vs. Gardner-Webb, 11/12/17
ASSISTS:	6 vs. Alabama, 03/01/18
BLOCKS:	3, 3x, last vs. Mississippi State, 02/25/18
STEALS:	3, 4x, last vs. Mississippi State, 02/25/18
MINUTES:	40 vs. Louisville, 12/17/17

Career Highs

POINTS:	35 at South Carolina, 02/18/18
FGM:	13 at South Carolina, 02/18/18
FGA:	26 vs. Cal, 12/21/17
FTM:	9 vs. Arizona St., 12/11/16
FTA:	9 vs. Arizona St., 12/11/16
3FGM:	5, 6x, last at South Carolina, 02/18/18
3FGA:	10 at Auburn, 01/22/17
O-REBOUNDS:	3, twice, last vs. Cal, 12/21/17
D-REBOUNDS:	9, twice, last vs. Gardner-Webb, 11/12/17
TOTAL REBOUNDS:	10 vs. Gardner-Webb, 11/12/17
ASSISTS:	6 vs. Alabama, 03/01/18
BLOCKS:	3, 3x, last vs. Mississippi State, 02/25/18
STEALS:	3, 4x, last vs. Mississippi State, 02/25/18
MINUTES:	42 at Louisville, 12/04/16

Extras

	17-18	Career
Scored 10+ Points	27	65
Scored 15+ Points	23	34
Scored 20+ Points	12	13
Scored 30+ Points	1	1
Made 3+ 3FG	14	26
Double-figure Rebounds	1	1
Double-doubles	1	1
3+ Assists	8	19
2+ Steals	11	18
Led UK in Scoring	20	25
Led UK in Rebounds	4	6
Led UK in Assists	7	11
Led UK in Blocks	6	17

Maci Morris' Career Stats


Year	GP-GS	MIN	FG-FGA	PCT	3FG-FGA	PCT	FT-FTA	PCT	OFF-DEF	TOT-AVG	PF-FO	A	TO	BLK	ST	PTS-AVG
2015-16	33-33	820-24.8	101-254	.398	49-125	.392	30-35	.857	8-77	85-2.6	78-4	31	54	7	19	281-8.5
2016-17	33-33	1078-32.7	132-383	.345	53-164	.323	74-84	.881	13-78	91-2.8	90-2	52	83	20	20	391-11.8
2017-18	30-30	903-30.1	193-396	.487	74-155	.477	64-76	.842	16-93	109-3.6	71-2	55	68	16	36	524-17.5
TOTAL	96-96	2801-29.2	426-1033	.412	176-444	.396	168-195	.862	37-248	285-3.0	239-8	138	205	43	75	1196-12.5

KENTUCKY WBB 2017-18 PLAYER BIOS

12

AMANDA PASCHAL • 5-7 • GUARD • JUNIOR

BROOKLYN, N.Y. (GULF COAST STATE COLLEGE/CHIPLEY HS)



2017-18 (Junior)

- Made her first start for the Wildcats in the SEC Tournament win over Alabama.
- Had her fifth career double-digit scoring effort vs. No. 2 Mississippi State with 11 points and two assists.
- First player off the bench for the Wildcats vs. Ole Miss, adding six points, four assists and only one turnover.
- Played 23 minutes against Arkansas and scored four points with four rebounds.
- Had her fourth double-digit scoring performance of the season vs. LSU, adding 10 points to go with a career-high four assists.
- Matched her career high with five made field goals in the win at Arkansas.
- Came in clutch off the bench in the win over Florida, adding 12 points, 10 of which were in the second half.

- Played 20 minutes against Morehead State, going 5-of-8 from the floor to score in double-digits for the first time with 11 points.
- Provided important minutes on both ends of the court against Washington State, posting a career-high eight points with a career-best three assists and three rebounds.
- Had four points, five rebounds and two dimes vs. GWU on Nov. 12.
- Added five points in 17 minutes of action in her Kentucky debut vs. Sacramento State.
- Experienced player that won a junior college national championship.
- Missed her second year of junior college with an injury, but came into summer workouts motivated and was able to participate in summer workouts.

Paschal's 2017-18 Game-by-Game Statistics

Opponent	Min	FG-A	3PT-A	FT-A	O-D-T	PF	A	TO	BS	ST	PTS
vs. Sacramento St.	17	1-2	0-1	3-4	0-0-0	0	2	0	0	0	5
vs. Gardner-Webb	15	2-4	0-1	0-0	1-4-5	1	2	0	0	0	4
at Montana	8	0-2	0-1	0-0	0-1-1	1	1	1	0	0	0
at Washington St.	15	4-7	0-1	0-0	2-1-3	0	3	1	0	0	8
vs. Morehead St.	20	5-8	0-1	1-3	1-1-2	0	2	0	0	0	11
vs. Marshall	11	0-4	0-0	2-2	4-1-5	0	0	1	0	0	2
at Baylor	17	0-2	0-0	0-2	2-1-3	1	3	0	0	0	0
vs. Tennessee Tech	15	1-2	0-0	1-2	1-1-2	1	2	2	0	0	3
vs. Evansville	8	2-3	1-1	0-0	0-2-2	0	0	0	0	0	5
at FGCU	9	1-5	0-1	0-0	0-1-1	0	0	0	0	0	2
at Miami (Fla.)	20	1-3	0-1	2-2	1-1-2	3	1	0	0	1	4
vs. Louisville	4	0-1	0-0	1-2	0-0-0	1	0	0	0	0	1
vs. California				DNP - Coach's Decision							
at Middle Tennessee	10	1-2	0-0	0-0	0-2-2	1	0	0	0	0	2
vs. Tennessee				DNP - Coach's Decision							
at TAMU	3	0-1	0-0	0-0	0-0-0	0	0	1	0	0	0
vs Georgia	4	0-0	0-0	1-2	0-0-0	0	0	0	0	0	1
at Florida	21	5-8	2-3	0-0	0-0-0	1	1	1	0	2	12
at Vanderbilt	31	1-8	0-2	0-2	2-0-2	1	2	2	0	0	2
vs. South Carolina	4	0-0	0-0	0-0	1-0-1	0	0	0	0	0	0
vs. Alabama	10	1-1	0-0	0-0	1-0-1	0	2	0	0	0	2
at Arkansas	22	5-10	0-1	0-0	1-2-3	2	0	1	0	2	10
vs. Auburn	28	2-4	0-2	1-1	1-2-3	0	2	2	0	1	5
vs. LSU	26	4-6	1-2	1-3	2-2-4	1	4	1	0	1	10
at Missouri	13	1-3	0-1	0-0	1-0-1	0	0	0	0	1	2
at Mississippi St.	24	2-5	0-0	3-3	1-1-2	1	1	2	0	0	7
vs. Arkansas	23	2-6	0-0	0-0	0-4-4	0	1	1	0	0	4
at South Carolina	18	1-2	0-0	0-0	0-0-0	0	1	1	0	1	2
at Ole Miss	21	1-4	0-0	4-4	4-1-5	1	4	1	0	2	6
vs. Mississippi St.	22	3-6	0-0	5-7	2-1-3	1	2	2	0	0	11
vs. Alabama	26*	2-4	1-2	1-2	1-2-3	3	2	1	0	0	6

* Started game

2017-18 Season Highs

POINTS:	12 at Florida, 01/11/18
FGM:	5, 3x, last at Arkansas, 01/29/18
FGA:	10 at Arkansas, 01/29/18
FTM:	5 vs. Mississippi State, 02/25/18
FTA:	7 vs. Mississippi State, 02/25/18
3FGM:	2 at Florida, 01/11/18
3FGA:	3 at Florida, 01/11/18
O-REBOUNDS:	4, twice, last at Ole Miss, 02/22/18
D-REBOUNDS:	4, twice, last vs. Arkansas, 02/15/18
TOTAL REBOUNDS:	5, 3x, last at Ole Miss, 02/22/18
ASSISTS:	4, twice, last at Ole Miss, 02/22/18
BLOCKS:	-
STEALS:	2, 3x, last at Ole Miss, 02/22/18
MINUTES:	31 at Vanderbilt, 01/15/18

Career Highs

POINTS:	12 at Florida, 01/11/18
FGM:	5, 3x, last at Arkansas, 01/29/18
FGA:	10 at Arkansas, 01/29/18
FTM:	5 vs. Mississippi State, 02/25/18
FTA:	7 vs. Mississippi State, 02/25/18
3FGM:	2 at Florida, 01/11/18
3FGA:	3 at Florida, 01/11/18
O-REBOUNDS:	4, twice, last at Ole Miss, 02/22/18
D-REBOUNDS:	4, twice, last vs. Arkansas, 02/15/18
TOTAL REBOUNDS:	5, 3x, last at Ole Miss, 02/22/18
ASSISTS:	4, twice, last at Ole Miss, 02/22/18
BLOCKS:	-
STEALS:	2, 3x, last at Ole Miss, 02/22/18
MINUTES:	31 at Vanderbilt, 01/15/18

Extras

	17-18	Career
Scored 10+ Points	5	5
Scored 15+ Points	-	-
Scored 20+ Points	-	-
Double-figure Rebounds	-	-
Double-doubles	-	-
3+ Assists	4	4
2+ Steals	3	3
Led UK in Scoring	-	-
Led UK in Rebounds	2	2
Led UK in Assists	-	-
Led UK in Steals	2	2
Led UK in Blocks	-	-

Amanda Paschal's Career Stats

Year	GP-GS	MIN	FG-FGA	PCT	3FG-FGA	PCT	FT-FTA	PCT	OFF-DEF	TOT-AVG	PF-FO	A	TO	BLK	ST	PTS-AVG
2017-18	29-1	465-16.0	48-113	.425	5-21	.238	26-41	.634	28-31	59-2.0	20-0	38	21	0	11	127-4.4
TOTAL	29-1	465-16.0	48-113	.425	5-21	.238	26-41	.634	28-31	59-2.0	20-0	38	21	0	11	127-4.4

KENTUCKY WBB 2017-18 PLAYER BIOS

14

TATYANA WYATT • 6-2 • FORWARD • FRESHMAN

COLUMBUS, GA. (COLUMBUS HS)



2017-18 (Freshman)

- Has made four starts for the Wildcats in her rookie campaign.
- Sat out eight games this season due to concussion protocol.
- Added eight points and five rebounds at No. 8 South Carolina on Feb. 18.
- Came off the bench to score 11 points and hit a season-best three 3s against Arkansas with all three 3s coming in the second half after the Razorbacks had tied the game.
- Made her third career start at Florida, adding six points and a career-high six defensive rebounds.
- Had a career-high five defensive boards vs. No. 7 Tennessee.
- Added 10 points vs. No. 24 Cal on Dec. 21.
- Scored in double figures for the fifth time against No. 3 Louisville, adding 10 points.
- Made her first career start against FGCU, playing a season-high 20 minutes, scoring 11 points with eight rebounds.

- Recorded her first career double-double against Evansville with 20 points and 10 rebounds.
- The first player on the team to record a 20-10 game this season.
- Played a then-season-high 16 minutes against Tennessee Tech, adding 12 points on 6-of-9 shooting.
- Added 13 points in just 15 minutes of play in her collegiate debut vs. Sacramento State, going 5-of-6 from the floor, and 2-of-3 from the charity stripe in the contest.
- Was the highest-scoring newcomer in Kentucky's season opener.

Wyatt's 2017-18 Game-by-Game Statistics

Opponent	Min	FG-A	3PT-A	FT-A	O-D-T	PF	A	TO	BS	ST	PTS
vs. Sacramento St.	15	5-6	1-2	2-3	0-2-2	2	0	1	0	1	13
vs. Gardner-Webb					DND - Concussion Protocol						
at Montana					DND - Concussion Protocol						
at Washington St.					DND - Concussion Protocol						
vs. Morehead St.					DND - Concussion Protocol						
vs. Marshall					DND - Concussion Protocol						
at Baylor	13	1-7	1-3	0-2	3-1-4	4	0	2	0	0	3
vs. Tennessee Tech	16	6-9	0-1	0-1	2-1-3	3	2	2	3	0	12
vs. Evansville	19	8-11	1-2	3-4	8-2-10	0	0	2	1	1	20
at FGCU	20*	5-12	0-2	1-1	5-3-8	4	1	4	1	1	11
at Miami (Fla.)	20*	2-8	2-4	0-0	1-1-2	2	0	1	0	0	6
vs. Louisville	19	3-6	1-2	3-4	0-2-2	2	0	0	0	0	10
vs. California	23	3-7	2-3	2-2	4-2-6	4	1	1	0	1	10
at Middle Tennessee	22	2-4	1-3	4-4	0-2-2	3	1	2	1	0	9
vs. Tennessee	18	2-5	0-1	0-0	1-5-6	0	0	0	0	1	4
at TAMU	12	2-2	0-0	2-2	0-1-1	1	0	0	0	0	6
vs. Georgia	10	0-4	0-0	2-4	0-1-1	1	0	1	1	0	2
at Florida	33*	3-11	0-2	0-0	0-6-6	2	0	2	0	0	6
at Vanderbilt	18*	1-8	0-1	0-0	0-4-4	5	0	1	0	1	2
vs. South Carolina					DND - Concussion Protocol						
vs. Alabama					DND - Concussion Protocol						
at Arkansas					DND - Concussion Protocol						
vs. Auburn	1	0-0	0-0	0-0	0-1-1	0	0	0	0	0	0
vs. LSU	8	1-1	0-0	0-0	1-2-3	2	1	0	0	0	2
at Missouri	18	1-3	1-3	3-3	1-0-1	4	0	0	0	1	6
at Mississippi St.	16	1-5	0-2	1-2	4-3-7	3	0	0	0	0	3
vs. Arkansas	17	3-5	3-5	2-2	0-2-2	0	1	1	0	0	11
at South Carolina	21	2-7	0-5	4-5	3-2-5	1	0	1	0	0	8
at Ole Miss	21	3-5	1-1	1-4	1-0-1	3	0	0	0	1	8
vs. Mississippi St.	9	1-3	0-1	0-0	1-2-3	0	0	0	0	0	2
vs. Alabama	16	1-5	0-2	0-0	0-1-1	1	0	0	1	0	2

* Started game

2017-18 Season Highs

POINTS:	20 vs. Evansville, 12/05/17
FGM:	8 vs. Evansville, 12/05/17
FGA:	12 at FGCU, 12/08/17
FTM:	4, twice, last at South Carolina, 02/18/18
FTA:	5 at South Carolina, 02/18/18
3FGM:	3, vs. Arkansas, 02/15/18
3FGA:	4 at Miami, 12/10/17
O-REBOUNDS:	8 vs. Evansville, 12/05/17
D-REBOUNDS:	6 at Florida, 01/11/18
TOTAL REBOUNDS:	10 vs. Evansville, 12/05/17
ASSISTS:	2 vs. Tennessee Tech, 12/03/17
BLOCKS:	3 vs. Tennessee Tech, 12/03/17
STEALS:	1, 8x, last at Ole Miss, 02/22/18
MINUTES:	33 at Florida, 01/11/18

Career Highs

POINTS:	20 vs. Evansville, 12/05/17
FGM:	8 vs. Evansville, 12/05/17
FGA:	12 at FGCU, 12/08/17
FTM:	4, twice, last at South Carolina, 02/18/18
FTA:	5 at South Carolina, 02/18/18
3FGM:	3, vs. Arkansas, 02/15/18
3FGA:	4 at Miami, 12/10/17
O-REBOUNDS:	8 vs. Evansville, 12/05/17
D-REBOUNDS:	6 at Florida, 01/11/18
TOTAL REBOUNDS:	10 vs. Evansville, 12/05/17
ASSISTS:	2 vs. Tennessee Tech, 12/03/17
BLOCKS:	3 vs. Tennessee Tech, 12/03/17
STEALS:	1, 8x, last at Ole Miss, 02/22/18
MINUTES:	33 at Florida, 01/11/18

Extras

	17-18	Career
Scored 10+ Points	7	7
Scored 15+ Points	1	1
Scored 20+ Points	1	1
Made 3+ 3FG	1	1
Double-figure Rebounds	1	1
Double-doubles	1	1
3+ Assists	-	-
2+ Steals	-	-
Led UK in Scoring	1	1
Led UK in Rebounds	4	4
Led UK in Assists	-	-
Led UK in Steals	1	1
Led UK in Blocks	2	2

Tatyana Wyatt's Career Stats

Year	GP-GS	MIN	FG-FGA	PCT	3FG-FGA	PCT	FT-FTA	PCT	OFF-DEF	TOT-AVG	PF-FO	A	TO	BLK	ST	PTS-AVG
2017-18	23-4	385-16.7	56-134	.418	14-45	.311	30-43	.698	35-46	81-3.5	47-1	7	21	8	8	156-6.8
TOTAL	23-4	385-16.7	56-134	.418	14-45	.311	30-43	.698	35-46	81-3.5	47-1	7	21	8	8	156-6.8

KENTUCKY WBB 2017-18 PLAYER BIOS

15

JESSICA HARDIN • 5-8 • GUARD • R-SENIOR

MONTICELLO, KY. (BELLARMINE/WAYNE COUNTY HS)



2017-18 (Redshirt-Senior)

- Played two minutes against Arkansas and went 1-for-2 from the field with a 3.
- Scored three points vs. Morehead State on 1-of-2 3-point shooting.
- Added one 3-pointer and one assist in the win over GWU.
- Played five minutes with one assist in UK's 2017-18 season opener.
- Former Kentucky high school standout that played at Bellarmine her freshman season before transferring to UK to focus on academics.
- Walked on the team during the summer of 2016 and impressed the coaches with her work ethic and skill and was awarded a scholarship at the end of summer workouts.
- Played in 16 games with 12.3 minutes per game in 2016-17, missing significant time after non-conference play due to a concussion.
- Led the Wildcats in 3-point percentage last season, going 12-of-33 from long range.

2017-18 Season Highs

POINTS:	3, 4x, last vs. Arkansas, 02/15/18
FGM:	1, 5x, last vs. Mississippi State, 02/25/18
FGA:	3 vs. Morehead State, 11/22/17
FTM:	1 vs. Evansville, 12/05/17
FTA:	2 vs. Evansville, 12/05/17
3FGM:	1, 4x, last vs. Arkansas, 02/15/18
3FGA:	2, 5x, last vs. Arkansas, 02/15/18
O-REBOUNDS:	-
D-REBOUNDS:	1, 4x, last at Miami, 12/10/17
TOTAL REBOUNDS:	1, 4x, last at Miami, 12/10/17
ASSISTS:	1, 3x, last vs. Marshall, 11/26/17
BLOCKS:	-
STEALS:	1 vs. Tennessee Tech, 12/03/17
MINUTES:	8 at Montana, 11/16/17

Career Highs

POINTS:	19 vs. Quincy, 02/06/14
FGM:	7 vs. Quincy, 02/06/14
FGA:	14, 3x, last vs. Maryville, 03/02/14
FTM:	6, vs. North Alabama, 11/17/13
FTA:	7 vs. Truman State, 02/08/14
3FGM:	5, 3x, last vs. Quincy, 02/06/14
3FGA:	11, at Maryville, 03/02/14
O-REBOUNDS:	5, vs. William Jewell, 01/03/14
D-REBOUNDS:	5, vs. Missouri-St. Louis, 02/13/14
TOTAL REBOUNDS:	7, 2x, last vs. Missouri-St. Louis, 02/13/14
ASSISTS:	3, vs. Indianapolis, 02/22/14
BLOCKS:	1, 4x, last vs. Missouri-St. Louis, 02/13/14
STEALS:	3, vs. Kentucky State, 11/24/13
MINUTES:	29, vs. Southern Indiana, 01/20/14

Hardin's 2017-18 Game-by-Game Statistics

Opponent	Min	FG-A	3PT-A	FT-A	O-D-T	PF	A	TO	BS	ST	PTS
vs. Sacramento St.	5	0-0	0-0	0-0	0-0-0	0	1	1	0	0	0
vs. Gardner-Webb	7	1-2	1-2	0-0	0-1-1	1	1	0	0	0	3
at Montana	8	0-2	0-1	0-0	0-0-0	0	0	0	0	0	0
at Washington St.	3	0-2	0-2	0-0	0-0-0	1	0	0	0	1	0
vs. Morehead St.	6	1-3	1-2	0-0	0-1-1	1	0	0	0	0	3
vs. Marshall	7	0-1	0-1	0-0	0-0-0	0	1	0	0	0	0
at Baylor					DNP - Coach's Decision						
vs. Tennessee Tech	6	1-2	1-2	0-0	0-1-1	1	0	1	0	1	3
vs. Evansville	6	0-1	0-1	1-2	0-0-0	0	0	0	0	0	1
at FGCU					DNP - Coach's Decision						
at Miami (Fla.)	3	0-0	0-0	0-0	0-1-1	0	0	0	0	0	0
vs. Louisville					DNP - Coach's Decision						
vs. California					DNP - Coach's Decision						
at Middle Tennessee					DNP - Coach's Decision						
vs. Tennessee					DNP - Coach's Decision						
at TAMU					DNP - Coach's Decision						
vs Georgia					DNP - Coach's Decision						
at Florida					DNP - Coach's Decision						
at Vanderbilt					DNP - Coach's Decision						
vs. South Carolina					DNP - Coach's Decision						
vs. Alabama	1	0-1	0-1	0-0	0-1-1	0	0	0	0	0	0
at Arkansas					DNP - Coach's Decision						
vs. Auburn	1	0-0	0-0	0-0	0-0-0	0	0	1	0	0	0
vs. LSU					DNP - Coach's Decision						
at Missouri					DNP - Coach's Decision						
at Mississippi St.					DNP - Coach's Decision						
vs. Arkansas	2	1-2	1-2	0-0	0-0-0	0	0	0	0	0	3
at South Carolina					DNP - Coach's Decision						
at Ole Miss					DNP - Coach's Decision						
vs. Mississippi St.	4*	1-1	0-0	0-0	0-0-0	0	0	0	0	0	2
vs. Alabama					DNP - Coach's Decision						

* Started game

Extras

	17-18	Career
Scored 10+ Points	-	12
Scored 15+ Points	-	4
Scored 20+ Points	-	-
Made 3+ 3FG	-	10
Double-figure Rebounds	-	-
Double-doubles	-	-
3+ Assists	-	1
2+ Steals	-	4
Led UK in Scoring	-	-
Led UK in Rebounds	-	-
Led UK in Assists	-	-
Led UK in Steals	-	1
Led UK in Blocks	-	1

Jessica Hardin's Career Stats

Year	GP-GS	MIN	FG-FGA	PCT	3FG-FGA	PCT	FT-FTA	PCT	OFF-DEF	TOT-AVG	PF-FO	A	TO	BLK	ST	PTS-AVG
2013-14*	26-16	535-20.5	80-217	.369	52-140	.371	37-54	.685	28-45	73-2.8	74-2	23	33	4	20	249-9.6
2016-17	16-0	196-12.3	15-52	.288	12-33	.364	7-9	.778	7-14	21-1.3	19-0	5	2	1	2	49-3.1
2017-18	13-1	59-4.5	5-16	.313	4-13	.308	1-2	.500	0-4	4-0.3	4-0	3	3	0	2	15-1.2
TOTAL	55-17	790-14.4	100-285	.351	68-186	.366	45-65	.692	35-63	98-1.8	97-2	31	38	5	24	313-5.7

* at Bellarmine

KENTUCKY WBB 2017-18 PLAYER BIOS

20

DORIE HARRISON • 6-3 • CENTER • FRESHMAN

NASHVILLE, TENN. (HILLSBORO HS)



2017-18 (Freshman)

- Has recorded back-to-back 13-point scoring efforts in the Wildcats' last two games.
- Posted 10 points and four rebounds going 4-of-7 from the field vs. Arkansas with a block.
- Had a near double-double vs. No. 2 Mississippi State with eight points and nine boards.
- Made a career-high six field goals (6-of-7) to score 12 points vs. No. 15 Mizzou.
- Named SEC Freshman of the Week on Jan. 30 after having back-to-back games with career scoring efforts vs. Alabama and at Arkansas.
- After starting the season 18-of-37 (.486) from free throw line, is 16-of-17 (.941) from the line in the past seven games.
- Led Kentucky in scoring for the first time in her career at Arkansas, scoring 16 points off the bench.
- Made a career-high six free throws, going 6-of-6 from the line at Arkansas.
- Matched her career high with nine rebounds vs. Georgia.
- Had a career-high five blocks against Evansville.
- Was Kentucky's leading rebounder at No. 9 Baylor, grabbing seven boards.
- Earned the starting spot in her regular season debut for Kentucky.
- Was just one rebound shy of a double-double vs. Sacramento State, posting 10 points and nine boards in her freshman debut.
- Scored all 10 of her points vs. Sacramento State in the second half.

2017-18 Season Highs

POINTS:	16 at Arkansas, 01/29/18
FGM:	6 at Mizzou, 02/08/18
FGA:	14 at Arkansas, 01/29/18
FTM:	6 at Arkansas, 01/29/18
FTA:	6, 6x, last vs. Alabama, 03/01/18
3FGM:	-
3FGA:	-
O-REBOUNDS:	5 vs. Tennessee Tech, 12/03/17
D-REBOUNDS:	7, twice, last at Miss. St., 02/11/18
TOTAL REBOUNDS:	9, 3x, last at Miss. St., 02/11/18
ASSISTS:	3 vs. Sacramento St., 11/10/17
BLOCKS:	5 vs. Evansville, 12/05/17
STEALS:	2, 4x, last at Ole Miss, 02/22/18
MINUTES:	30 vs. South Carolina, 01/21/18

Career Highs

POINTS:	16 at Arkansas, 01/29/18
FGM:	6 at Mizzou, 02/08/18
FGA:	14 at Arkansas, 01/29/18
FTM:	6 at Arkansas, 01/29/18
FTA:	6, 6x, last vs. vs. Alabama, 03/01/18
3FGM:	-
3FGA:	-
O-REBOUNDS:	5 vs. Tennessee Tech, 12/03/17
D-REBOUNDS:	7, twice, last at Miss. St., 02/11/18
TOTAL REBOUNDS:	9, 3x, last at Miss. St., 02/11/18
ASSISTS:	3 vs. Sacramento St., 11/10/17
BLOCKS:	5 vs. Evansville, 12/05/17
STEALS:	2, 4x, last at Ole Miss, 02/22/18
MINUTES:	30 vs. South Carolina, 01/21/18

Harrison's 2017-18 Game-by-Game Statistics

Opponent	Min	FG-A	3PT-A	FT-A	O-D-T	PF	A	TO	BS	ST	PTS
vs. Sacramento St.	20*	4-11	0-0	2-5	2-7-9	3	3	2	1	0	10
vs. Gardner-Webb	21*	2-12	0-0	1-2	4-1-5	1	0	0	0	0	5
at Montana	26*	4-8	0-0	1-2	3-5-8	0	1	2	0	0	9
at Washington St.	14*	2-5	0-0	0-0	1-3-4	2	0	3	0	1	4
vs. Morehead St.	12*	2-4	0-0	1-2	0-3-3	5	2	2	1	0	5
vs. Marshall	14*	0-6	0-0	1-2	1-2-3	2	1	2	0	1	1
at Baylor	14	1-6	0-0	2-4	3-4-7	1	1	1	1	0	4
vs. Tennessee Tech	15	3-12	0-0	1-2	5-2-7	2	1	3	0	0	7
vs. Evansville	17	2-4	0-0	2-6	0-3-3	2	1	1	5	0	6
at FGCU	3	1-3	0-0	0-0	0-0-0	2	0	0	0	0	2
at Miami (Fla.)	5	1-3	0-0	0-0	0-0-0	3	0	0	0	0	2
vs. Louisville	4	1-2	0-0	0-0	0-0-0	0	0	0	0	0	2
vs. California	5	2-4	0-0	0-0	3-0-3	0	0	1	0	0	4
at Middle Tennessee	7	0-2	0-0	1-2	1-0-1	4	0	1	1	0	1
vs. Tennessee	17	4-9	0-0	1-1	0-1-1	0	0	1	1	0	9
at TAMU	9*	2-3	0-0	0-0	1-2-3	4	0	1	0	0	4
vs Georgia	25*	2-11	0-0	1-2	4-5-9	2	2	4	0	1	5
at Florida	22	3-7	0-0	1-2	1-4-5	1	2	2	0	0	7
at Vanderbilt	22	3-7	0-0	0-0	2-3-5	1	0	2	2	2	6
vs. South Carolina	30	4-11	0-0	3-5	3-4-7	3	0	3	1	1	11
vs. Alabama	27	5-9	0-0	5-6	0-5-5	3	0	1	1	1	15
at Arkansas	23	5-14	0-0	6-6	2-2-4	3	0	3	1	2	16
vs. Auburn	13	2-4	0-0	2-2	1-1-2	4	0	1	1	2	6
vs. LSU	12	2-4	0-0	1-1	0-1-1	2	0	1	1	0	5
at Missouri	23	6-7	0-0	0-0	2-2-4	3	0	1	0	0	12
at Mississippi St.	28	4-12	0-0	0-0	2-7-9	2	0	2	2	0	8
vs. Arkansas	12	4-7	0-0	2-2	1-3-4	5	0	1	1	0	10
at South Carolina	15	0-2	0-0	0-0	0-1-1	3	0	2	0	1	0
at Ole Miss	24	4-8	0-0	5-6	0-4-4	1	0	1	0	2	13
vs. Mississippi St.	19	4-7	0-0	5-6	0-1-1	2	0	2	2	1	13
vs. Alabama	16	2-4	0-0	4-6	0-2-2	2	0	1	3	1	8

* Started game

Extras

	17-18	Career
Scored 10+ Points	8	8
Scored 15+ Points	2	2
Scored 20+ Points	-	-
Made 3+ 3FG	-	-
Double-figure Rebounds	-	-
Double-doubles	-	-
3+ Assists	1	1
2+ Steals	4	4
Led UK in Scoring	1	1
Led UK in Rebounds	7	7
Led UK in Assists	2	2
Led UK in Steals	2	2
Led UK in Blocks	10	10

Dorie Harrison's Career Stats

Year	GP-GS	MIN	FG-FGA	PCT	3FG-FGA	PCT	FT-FTA	PCT	OFF-DEF	TOT-AVG	PF-FO	A	TO	BLK	ST	PTS-AVG
2017-18	31-8	514-16.6	81-208	.389	0-0	.000	48-72	.667	42-78	120-3.9	68-2	14	47	25	16	210-6.8
TOTAL	31-8	514-16.6	81-208	.389	0-0	.000	48-72	.667	42-78	120-3.9	68-2	14	47	25	16	210-6.8

KENTUCKY WBB 2017-18 PLAYER BIOS

21

OGECHI ANYAGALIGBO • 6-1 • FORWARD • JUNIOR

MIAMI, FLA. (STONY BROOK/MIAMI COUNTRY DAY)



2017-18 (Junior)

- Sustained a torn ACL in her left knee during the exhibition vs. Southern Indiana and will miss the entire 2017-18 season.
- Transfer from Stony Brook that had to sit out last season due to NCAA transfer rules, but practiced with the team.
- Was named the America East Conference Rookie of the Year last season at Stony Brook after averaging 10.1 points and 9.0 rebounds per game.

2017-18 Season Highs

POINTS:	-
FGM:	-
FGA:	-
FTM:	-
FTA:	-
3FGM:	-
3FGA:	-
O-REBOUNDS:	-
D-REBOUNDS:	-
TOTAL REBOUNDS:	-
ASSISTS:	-
BLOCKS:	-
STEALS:	-
MINUTES:	-

Career Highs

POINTS:	23 vs. LIU, 12/21/15
FGM:	10 vs. LIU, 12/21/15
FGA:	16 vs. LIU, 12/21/15
FTM:	4 vs. Hartford, 03/05/16
FTA:	6 vs. Syracuse, 12/06/15
3FGM:	-
3FGA:	-
O-REBOUNDS:	5, 2x, last vs. Hartford, 12/30/15
D-REBOUNDS:	16 vs. Wagner, 12/18/15
TOTAL REBOUNDS:	19 vs. Wagner, 12/18/15
ASSISTS:	3 vs. UMBC, 01/13/16
BLOCKS:	4 vs. New Hampshire, 1/16/16
STEALS:	3 vs. New Hampshire, 1/16/16
MINUTES:	39 vs. St. Bonaventure, 12/01/15

Anyagaligbo's 2017-18 Game-by-Game Statistics

Opponent	Min	FG-A	3PT-A	FT-A	O-D-T	PF	A	TO	BS	ST	PTS
vs. Sacramento St.											
vs. Gardner-Webb											
at Montana											
at Washington St.											
vs. Morehead St.											
vs. Marshall											
at Baylor											
vs. Tennessee Tech											
vs. Evansville											
at FGCU											
at Miami (Fla.)											
vs. Louisville											
vs. California											
at Middle Tennessee											
vs. Tennessee											
at TAMU											
vs Georgia											
at Florida											
at Vanderbilt											
vs. South Carolina											
vs. Alabama											
at Arkansas											
vs. Auburn											
vs. LSU											
at Missouri											
at Mississippi St.											
vs. Arkansas											
at South Carolina											
at Ole Miss											
vs. Mississippi St.											

* Started game

Extras

	17-18	Career
Scored 10+ Points	-	16
Scored 15+ Points	-	4
Scored 20+ Points	-	1
Made 3+ 3FG	-	-
Double-figure Rebounds	-	12
Double-doubles	-	9
3+ Assists	-	-
2+ Steals	-	7
Led UK in Scoring	-	-
Led UK in Rebounds	-	-
Led UK in Assists	-	-
Led UK in Steals	-	-
Led UK in Blocks	-	-

Ogechi Anyagaligbo's Career Stats

Year	GP-GS	MIN	FG-FGA	PCT	3FG-FGA	PCT	FT-FTA	PCT	OFF-DEF	TOT-AVG	PF-FO	A	TO	BLK	ST	PTS-AVG
2015-16*	32-31	916-28.6	135-243	.556	0-0	.000	54-89	.607	75-214	289-9.0	81-2	23	81	41	26	324-10.1
2016-17									DNP - Transfer							
2017-18									DNP - Torn ACL							
TOTAL	32-31	916-28.6	135-243	.556	0-0	.000	54-89	.607	75-214	289-9.0	81-2	23	81	41	26	324-10.1

* at Stony Brook

KENTUCKY WBB 2017-18 PLAYER BIOS

22

MAKENZIE CANN • 6-1 • GUARD • SENIOR

LAWRENCEBURG, KY. (CINCINNATI/ANDERSON COUNTY HS)



2017-18 (Senior)

- Is second on the team in 3-pointers made this season with 45.
- Leads UK in free throw percentage, having gone 19-of-21 (.905) from the line.
- Went 3-of-5 from 3 for the second consecutive game at Ole Miss.
- Added nine points on 3-of-5 shooting at No. 8 South Carolina.
- Led Kentucky in scoring with 10 points against Georgia.
- Went 4-of-8 from beyond the arc vs. No. 19 Texas A&M, adding 14 points for UK.
- Matched her career high with 10 rebounds against FGCU.
- Recorded her first career double-double in the win over Washington State, adding 15 points and a career-high 10 rebounds.
- Followed that with her second consecutive double-double, matching her 15 and 10 line.
- Also had a career-high five assist in the win over Morehead State.

- Went 3-of-9 from beyond the arc against WSU and went 4-of-4 from the charity stripe in the final three minutes of the game to ice it.
- Was 3-of-5 from long range in the win over Morehead State.
- Kentucky's second-highest scoring performer in the season opening win, adding 17 points on 4-of-6 3-point shooting.
- Tied a career high vs. Sacramento State with three offensive boards.
- Her 17 points vs. Sacramento State marked her highest point production since Nov. 17 of last season, where she scored a career-high 20 points vs. New Hampshire.

Cann's 2017-18 Game-by-Game Statistics

Opponent	Min	FG-A	3PT-A	FT-A	O-D-T	PF	A	TO	BS	ST	PTS
vs. Sacramento St.	29*	6-9	4-6	1-1	3-3-6	1	1	2	0	0	17
vs. Gardner-Webb	24*	4-7	2-4	0-0	4-3-7	1	0	1	1	1	10
at Montana	23*	2-5	2-5	0-0	0-0-0	4	2	1	0	2	6
at Washington St.	37*	4-10	3-9	4-4	1-9-10	0	3	0	0	1	15
vs. Morehead St.	29*	5-8	3-5	2-2	2-8-10	1	5	2	1	1	15
vs. Marshall	27*	3-6	1-3	0-0	1-3-4	0	3	0	0	0	7
at Baylor	33*	4-8	2-3	0-0	1-0-1	1	0	3	1	0	10
vs. Tennessee Tech	19*	3-6	1-4	1-1	0-1-1	2	2	0	0	0	8
vs. Evansville	27*	3-7	1-3	0-0	0-2-2	2	6	0	0	0	7
at FGCU	38*	1-6	0-3	0-0	2-8-10	0	2	1	0	2	2
at Miami (Fla.)	33*	0-6	0-4	1-2	2-2-4	5	2	2	0	1	1
vs. Louisville	28*	2-4	2-3	0-0	0-0-0	2	1	1	0	0	6
vs. California	20*	1-5	1-5	0-0	1-1-2	1	0	1	0	0	3
at Middle Tennessee	22*	1-6	0-3	0-0	0-1-1	0	3	1	0	1	2
vs. Tennessee	24*	1-8	1-7	0-0	0-1-1	0	2	2	0	0	3
at TAMU	29*	4-13	4-8	2-2	0-0-0	0	4	1	0	0	14
vs. Georgia	34*	2-8	2-6	4-4	0-5-5	2	0	2	0	0	10
at Florida	15*	1-2	1-1	0-0	0-0-0	0	1	0	0	0	3
at Vanderbilt	15*	0-3	0-3	0-0	0-1-1	1	0	0	0	2	0
vs. South Carolina	36*	1-7	1-5	0-0	0-2-2	1	0	1	0	1	3
vs. Alabama	31*	2-4	2-4	0-0	1-4-5	0	1	0	0	2	6
at Arkansas	31*	5-9	2-5	0-1	1-1-2	0	2	0	0	2	12
vs. Auburn	31*	0-5	0-3	0-0	0-8-8	0	2	2	0	2	0
vs. LSU	25*	1-6	1-5	2-2	0-3-3	1	3	2	0	2	5
at Missouri	23*	2-4	2-3	0-0	0-2-2	3	2	0	0	0	6
at Mississippi St.	22*	1-2	1-2	0-0	0-1-1	1	0	1	0	0	3
vs. Arkansas	17*	0-5	0-4	0-0	0-4-4	0	4	0	0	0	0
at South Carolina	25*	3-5	1-3	2-2	1-1-2	1	0	2	0	0	9
at Ole Miss	22*	3-7	3-5	0-0	0-7-7	2	1	1	0	0	9
vs. Mississippi St.	23	1-5	1-4	0-0	0-1-1	1	1	0	0	0	3
vs. Alabama	33*	2-6	1-5	0-0	0-5-5	1	2	0	0	1	5

* Started game

2017-18 Season Highs

POINTS:	17 vs. Sacramento St., 11/10/17
FGM:	6 vs. Sacramento St., 11/10/17
FGA:	13 at TAMU, 01/04/18
FTM:	4, twice, last vs. Georgia, 01/07/18
FTA:	4, twice, last vs. Georgia, 01/07/18
3FGM:	4, twice, last at TAMU, 01/04/18
3FGA:	9 at Washington State, 11/19/17
O-REBOUNDS:	4 vs. Gardner-Webb, 11/12/17
D-REBOUNDS:	9 at Washington State, 11/19/17
TOTAL REBOUNDS:	10, 3x, last at FGCU, 12/08/17
ASSISTS:	6 vs. Evansville, 12/05/17
BLOCKS:	1, twice, last at Baylor, 11/30/17
STEALS:	2, 6x, last vs. Auburn, 02/01/18
MINUTES:	38 at FGCU, 12/08/17

Career Highs

POINTS:	23 vs. UCF, 03/06/15
FGM:	6, 4x, last vs. Sacramento St., 11/10/17
FGA:	13 at TAMU, 01/04/18
FTM:	5, twice, last vs. UCF, 03/06/15
FTA:	6 vs. UCF, 03/06/15
3FGM:	6, twice, last vs. New Hampshire, 11/17/16
3FGA:	12 vs. USF, 02/07/15
O-REBOUNDS:	4 vs. Gardner-Webb, 11/12/17
D-REBOUNDS:	9 at Washington State, 11/19/17
TOTAL REBOUNDS:	10, 3x, last at FGCU, 12/08/17
ASSISTS:	6 vs. Evansville, 12/05/17
BLOCKS:	1, 9x, last at Baylor, 11/30/17
STEALS:	5 at Duke, 12/29/16
MINUTES:	45 at Louisville, 12/04/16

Extras

	17-18	Career
Scored 10+ Points	8	23
Scored 15+ Points	3	7
Scored 20+ Points	-	2
Made 3+ 3FG	5	15
Double-figure Rebounds	3	3
Double-doubles	2	2
3+ Assists	8	18
2+ Steals	7	11
Led UK in Scoring	1	2
Led UK in Rebounds	4	4
Led UK in Assists	5	7
Led UK in Steals	4	9
Led UK in Blocks	1	3

Makenzie Cann's Career Stats

Year	GP-GS	MIN	FG-FGA	PCT	3FG-FGA	PCT	FT-FTA	PCT	OFF-DEF	TOT-AVG	PF-FO	A	TO	BLK	ST	PTS-AVG
2014-15*	31-1	710-22.9	66-191	.346	51-139	.367	33-39	.846	8-50	58-1.9	36-0	37	21	5	11	216-7.0
2015-16									DNP-Transfer							
2016-17	32-4	897-28.0	63-198	.318	42-152	.276	16-25	.640	40-72	112-3.5	44-0	37	30	3	18	184-5.8
2017-18	31-30	825-26.6	68-192	.354	45-133	.338	19-21	.905	20-87	107-3.5	34-1	55	29	3	21	200-6.5
TOTAL	94-35	2432-25.9	197-581	.339	138-424	.325	68-85	.800	68-209	277-2.9	114-1	129	80	11	50	600-6.4


* at Cincinnati

KENTUCKY WBB 2017-18 PLAYER BIOS

23

KAMERON ROACH • 5-6 • GUARD • FRESHMAN

HOPKINS, S.C. (LOWER RICHLAND HS)



2017-18 (Freshman)

- Had four points on 2-of-2 shooting and added two defensive boards in nine minutes vs. Gardner-Webb.
- Added six points, two boards, three assists, one block and one steal in her collegiate debut.
- Played 16 minutes in the season opener vs. Sacramento State.
- Went 4-of-4 from the charity stripe in the season opener.
- Missed her senior year of high school with an injury, but performed well during summer conditioning and workouts.
- Was a four-star prospect according to ProspectsNation.com and three-star guard by ESPN.com.

2017-18 Season Highs

POINTS:	6 vs. Sacramento St., 11/10/17
FGM:	2, 3x, last at Miami, 12/10/17
FGA:	6 vs. Tennessee Tech, 12/03/17
FTM:	4 vs. Sacramento St., 11/10/17
FTA:	4 vs. Sacramento St., 11/10/17
3FGM:	-
3FGA:	2 vs. Tennessee Tech, 12/03/17
O-REBOUNDS:	1 vs. Sacramento St., 11/10/17
D-REBOUNDS:	2, twice, last vs. Tennessee Tech, 12/03/17
TOTAL REBOUNDS:	2, 3x, last vs. Tennessee Tech, 12/03/17
ASSISTS:	3 vs. Sacramento St., 11/10/17
BLOCKS:	1 vs. Sacramento St., 11/10/17
STEALS:	1, 3x, last vs. Evansville, 12/05/17
MINUTES:	16 vs. Sacramento St., 11/10/17

Career Highs

POINTS:	6 vs. Sacramento St., 11/10/17
FGM:	2, 3x, last at Miami, 12/10/17
FGA:	6 vs. Tennessee Tech, 12/03/17
FTM:	4 vs. Sacramento St., 11/10/17
FTA:	4 vs. Sacramento St., 11/10/17
3FGM:	-
3FGA:	2 vs. Tennessee Tech, 12/03/17
O-REBOUNDS:	1 vs. Sacramento St., 11/10/17
D-REBOUNDS:	2, twice, last vs. Tennessee Tech, 12/03/17
TOTAL REBOUNDS:	2, 3x, last vs. Tennessee Tech, 12/03/17
ASSISTS:	3 vs. Sacramento St., 11/10/17
BLOCKS:	1 vs. Sacramento St., 11/10/17
STEALS:	1, 3x, last vs. Evansville, 12/05/17
MINUTES:	16 vs. Sacramento St., 11/10/17

Roach's 2017-18 Game-by-Game Statistics

Opponent	Min	FG-A	3PT-A	FT-A	O-D-T	PF	A	TO	BS	ST	PTS
vs. Sacramento St.	16	1-5	0-0	4-4	1-1-2	0	3	2	1	1	6
vs. Gardner-Webb	9	2-2	0-0	0-0	0-2-2	1	0	2	0	0	4
at Montana	4	0-0	0-0	0-0	0-0-0	1	0	0	0	0	0
at Washington St.					DNP - Coach's Decision						
vs. Morehead St.	14	1-3	0-0	0-0	0-0-0	2	0	1	0	0	2
vs. Marshall	6	0-0	0-0	0-0	0-1-1	0	1	0	0	0	0
at Baylor					DNP - Coach's Decision						
vs. Tennessee Tech	14	1-6	0-2	0-0	0-2-2	3	0	1	0	1	2
vs. Evansville	11	2-3	0-0	0-0	0-0-0	2	0	0	0	1	4
at FGCU					DNP - Coach's Decision						
at Miami (Fla.)	15	2-4	0-1	0-0	0-0-0	0	0	4	0	0	4
vs. Louisville					DNP - Coach's Decision						
vs. California	8	0-1	0-0	0-0	0-0-0	1	0	0	0	0	0
at Middle Tennessee	1	0-0	0-0	0-0	0-0-0	1	0	0	0	0	0
vs. Tennessee					DNP - Coach's Decision						
at TAMU					DNP - Coach's Decision						
vs. Georgia					DNP - Coach's Decision						
at Florida					DNP - Coach's Decision						
at Vanderbilt	4	1-1	0-0	0-0	0-0-0	0	0	2	0	0	2
vs. South Carolina					DNP - Coach's Decision						
vs. Alabama	2	0-0	0-0	0-0	0-0-0	0	0	0	0	0	0
at Arkansas					DNP - Coach's Decision						
vs. Auburn	2	0-0	0-0	0-0	0-0-0	1	0	1	0	0	0
vs. LSU					DNP - Coach's Decision						
at Missouri					DNP - Coach's Decision						
at Mississippi St.					DNP - Coach's Decision						
vs. Arkansas	2	0-0	0-0	0-0	0-0-0	1	0	0	0	0	0
at South Carolina					DNP - Coach's Decision						
at Ole Miss					DNP - Coach's Decision						
vs. Mississippi St.	1	0-0	0-0	0-0	0-0-0	0	0	1	0	0	0
vs. Alabama					DNP - Coach's Decision						

* Started game

Extras

	17-18	Career
Scored 10+ Points	-	-
Scored 15+ Points	-	-
Scored 20+ Points	-	-
Made 3+ 3FG	-	-
Double-figure Rebounds	-	-
Double-doubles	-	-
3+ Assists	1	1
2+ Steals	-	-
Led UK in Scoring	-	-
Led UK in Rebounds	-	-
Led UK in Assists	1	1
Led UK in Steals	1	1
Led UK in Blocks	1	1

Kameron Roach's Career Stats

Year	GP-GS	MIN	FG-FGA	PCT	3FG-FGA	PCT	FT-FTA	PCT	OFF-DEF	TOT-AVG	PF-FO	A	TO	BLK	ST	PTS-AVG
2017-18	15-0	109-7.3	10-26	.385	0-4	.000	4-4	1.000	1-6	7-0.5	13-0	4	15	1	3	24-1.6
TOTAL	15-0	109-7.3	10-26	.385	0-4	.000	4-4	1.000	1-6	7-0.5	13-0	4	15	1	3	24-1.6

KENTUCKY WBB 2017-18 PLAYER BIOS

24

TAYLOR MURRAY • 5-6 • GUARD • JUNIOR

ODENTON, MD. (ANNAPOLIS AREA CHRISTIAN)



2017-18 (Junior)

- Leads the team in total steals with 66 and assists with 133.
- Ranked third in the SEC in assist-turnover ratio (2.25) entering the weekend.
- Added 18 points and five assists in the SEC Tournament win over Alabama.
- Before the game at No. 2 Mississippi State, had scored in double digits in eight consecutive games, including three games with 20 or more points.
- Bounced back with a 12 point, 10 assist performance at Ole Miss on Thursday.
- The first player in program history to have at least 20 points and 10 assists in an SEC game (20-10 vs. Alabama).
- Matched her season high with 23 points vs. No. 15 Missouri, and also led UK with six rebounds, four assists and three steals.
- Dished out four or more assists in five of UK's last seven games.

- Recorded a season-high 23 points and career-high seven steals against Vanderbilt.
- Led UK in every category against Florida with 19 points, six rebounds, two assists, three steals and one block.
- Had a team-high six assists with no turnovers against No. 19 Texas A&M.
- Recorded an impressive stat line against No. 3 Louisville with eight points, seven rebounds seven assists and a season-best five steals.
- Provided a balanced force for Kentucky against Washington State, posting a near triple-double with 13 points, seven rebounds and eight assists.

Murray's 2017-18 Game-by-Game Statistics

Opponent	Min	FG-A	3PT-A	FT-A	O-D-T	PF	A	TO	BS	ST	PTS
vs. Sacramento St.	29*	8-12	1-3	5-5	0-5-5	2	3	0	1	1	22
vs. Gardner-Webb	25*	3-12	0-3	2-2	0-4-4	1	3	0	0	1	8
at Montana	32*	5-11	2-6	6-6	3-9-12	4	3	2	0	3	18
at Washington St.	36*	5-8	1-2	2-2	3-4-7	2	8	4	0	4	13
vs. Morehead St.	24*	1-4	1-1	4-4	1-1-2	1	6	1	0	1	7
vs. Marshall	31*	5-9	2-3	1-2	3-3-6	1	2	1	0	1	13
at Baylor	33*	1-4	0-0	8-8	2-4-6	1	5	4	0	1	10
vs. Tennessee Tech	26*	3-7	0-1	0-0	2-2-4	1	5	0	0	3	6
vs. Evansville	26*	4-8	1-2	2-4	2-2-4	2	2	0	0	1	11
at FGCU	38*	6-14	0-1	7-8	3-4-7	4	1	3	0	2	19
at Miami (Fla.)	34*	3-8	1-1	1-2	1-7-8	4	2	1	0	0	8
vs. Louisville	40*	3-8	0-1	2-4	1-6-7	1	7	1	0	5	8
vs. California	39*	1-6	0-2	2-2	1-0-1	1	3	2	0	2	4
at Middle Tennessee	26*	2-7	0-2	1-1	1-1-2	4	2	2	0	2	5
vs. Tennessee	37*	2-12	0-3	0-0	1-3-4	2	3	2	0	4	4
at TAMU	40*	3-9	0-1	1-2	2-2-4	1	6	0	0	1	7
vs Georgia	25*	0-6	0-0	0-0	2-2-4	3	4	3	0	2	0
at Florida	37*	8-12	2-2	1-1	3-3-6	2	2	2	1	3	19
at Vanderbilt	40*	8-15	0-1	7-9	0-2-2	3	3	2	0	7	23
vs. South Carolina	40*	7-15	1-4	2-2	0-2-2	1	2	4	0	1	17
vs. Alabama	38*	8-11	1-1	3-4	0-3-3	0	10	1	0	3	20
at Arkansas	36*	3-5	2-2	4-5	0-1-1	1	7	2	0	2	12
vs. Auburn	28*	3-9	1-3	7-8	0-2-2	2	5	1	0	5	14
vs. LSU	40*	7-13	0-2	2-2	1-0-1	2	6	4	0	1	16
at Missouri	39*	8-16	1-2	6-9	2-4-6	3	4	1	0	3	23
at Mississippi St.	29*	2-9	1-2	2-2	1-2-3	5	2	5	1	2	7
vs. Arkansas	34*	1-6	0-0	0-0	1-4-5	3	3	0	0	1	2
at South Carolina	33*	1-6	0-0	0-0	0-3-3	1	2	2	0	1	2
at Ole Miss	36*	4-8	0-1	4-4	0-3-3	2	10	3	0	0	12
vs. Mississippi St.	32*	3-10	0-1	0-0	0-2-2	3	7	4	0	0	6
vs. Alabama	34*	6-10	1-1	5-6	0-6-6	1	5	1	0	3	18

* Started game

2017-18 Season Highs

POINTS:	23, twice, last at Mizzou, 02/08/18
FGM:	8, 5x, last at Mizzou, 02/08/18
FGA:	16 at Mizzou, 02/08/18
FTM:	8 at Baylor, 11/30/17
FTA:	9, twice, last at Mizzou, 02/08/18
3FGM:	2, 4x, last at Arkansas, 01/29/18
3FGA:	6 at Montana, 11/16/17
O-REBOUNDS:	3, 5x, last at Florida, 01/11/18
D-REBOUNDS:	9 at Montana, 11/16/17
TOTAL REBOUNDS:	12 at Montana, 11/16/17
ASSISTS:	10, twice, last at Ole Miss, 02/22/18
BLOCKS:	1, twice, last at Florida, 01/11/18
STEALS:	7 at Vanderbilt, 01/15/18
MINUTES:	40, 4x, last vs. LSU, 02/04/18

Career Highs

POINTS:	29 at South Carolina, 02/26/17
FGM:	9 at South Carolina, 02/26/17
FGA:	16 at Mizzou, 02/08/18
FTM:	10 at Missouri, 01/30/17
FTA:	10, twice, last at Missouri, 01/30/17
3FGM:	2, 10x, last at Arkansas, 01/29/18
3FGA:	6, 3x, last at Montana, 11/16/17
O-REBOUNDS:	8 at Missouri, 01/30/17
D-REBOUNDS:	11 at LSU, 01/19/17
TOTAL REBOUNDS:	13, twice, last at Missouri, 01/30/17
ASSISTS:	11 vs. Florida, 02/19/17
BLOCKS:	1, 4x, last at Florida, 01/11/18
STEALS:	7 at Vanderbilt, 01/15/18
MINUTES:	44 at Louisville, 12/04/16

Extras

	17-18	Career
Scored 10+ Points	17	45
Scored 15+ Points	10	21
Scored 20+ Points	4	7
Double-Doubles	3	5
Made 3+ 3FG	-	-
Double-figure Rebounds	1	3
5+ Assists	13	26
3+ Steals	10	31
Led UK in Scoring	7	15
Led UK in Rebounds	4	7
Led UK in Assists	22	41
Led UK in Steals	19	52

Taylor Murray's Career Stats

Year	GP-GS	MIN	FG-FGA	PCT	3FG-FGA	PCT	FT-FTA	PCT	OFF-DEF	TOT-AVG	PF-FO	A	TO	BLK	ST	PTS-AVG
2015-16	33-0	757-22.9	81-185	.538	14-52	.269	50-60	.833	20-68	88-2.7	72-0	73	52	1	56	226-6.8
2016-17	30-30	1027-34.2	127-275	.462	11-51	.216	101-120	.842	43-104	147-4.9	57-0	118	48	1	61	366-12.2
2017-18	31-31	1037-33.5	124-290	.428	19-54	.352	87-104	.837	36-96	132-4.3	64-1	133	58	3	66	354-11.4
TOTAL	94-61	2821-30.0	332-750	.443	44-157	.280	238-284	.838	99-268	367-3.9	193-1	324	158	5	183	946-10.1

KENTUCKY WBB 2017-18 PLAYER BIOS

32

JAJDA ROPER • 5-6 • GUARD • SOPHOMORE

MEMPHIS, TENN. (HOUSTON HS)



2017-18 (Sophomore)

- Started her second game of the season against Vanderbilt.
- Grabbed a career-high six rebounds in the win over Florida.
- Played a career-high 32 minutes vs. Georgia, adding eight points.
- Made her third career start and first of the season against No. 3 Louisville, adding nine points and two dimes.
- Played a then-career-high 29 minutes at FGCU, adding 11 points and a career-high two steals.
- Recorded a career-high three made 3s against No. 9 Baylor.
- Dished out a season-high five assists, plus had career highs with 5 rebounds and 2 blocks vs. Marshall on Nov. 26.
- Has scored in double-digits in six games this season after not scoring in double-figures a single time last season.

- Recorded a career-high scoring in each of her first three games this season.
- Added a career-high 14 points on 5-of-10 shooting against Montana on Nov. 16.
- Also recorded a career-high five rebounds at Montana.
- Played a career-high 26 minutes in the win over Montana.
- Went 5-of-5 from the floor in the win over GWU.

2017-18 Season Highs

POINTS:	14 at Montana, 11/16/17
FGM:	5, 3x, last at FGCU, 12/08/17
FGA:	10, twice, last vs. Cal, 12/21/17
FTM:	4, 3x, last vs. Georgia, 01/07/18
FTA:	7 vs. Morehead State, 11/22/17
3FGM:	3 at Baylor, 11/30/17
3FGA:	5 at Montana, 11/16/17
O-REBOUNDS:	2, twice, last at Washington State, 11/19/17
D-REBOUNDS:	5, twice, last at Florida, 01/11/18
TOTAL REBOUNDS:	6 at Florida, 01/11/18
ASSISTS:	6, twice, last vs. Evansville, 12/05/17
BLOCKS:	2 vs. Marshall, 11/26/17
STEALS:	2, twice, last vs. Cal, 12/21/17
MINUTES:	32 vs. Georgia, 01/07/18

Career Highs

POINTS:	14 at Montana, 11/16/17
FGM:	5, 3x, last at FGCU, 12/08/17
FGA:	10, twice, last vs. Cal, 12/21/17
FTM:	4, 3x, last vs. Georgia, 01/07/18
FTA:	7 vs. Morehead State, 11/22/17
3FGM:	3 at Baylor, 11/30/17
3FGA:	5 at Montana, 11/16/17
O-REBOUNDS:	2, twice, last at Washington State, 11/19/17
D-REBOUNDS:	5, twice, last at Florida, 01/11/18
TOTAL REBOUNDS:	6 at Florida, 01/11/18
ASSISTS:	6, twice, last vs. Evansville, 12/05/17
BLOCKS:	2 vs. Marshall, 11/26/17
STEALS:	2, twice, last vs. Cal, 12/21/17
MINUTES:	32 vs. Georgia, 01/07/18

Roper's 2017-18 Game-by-Game Statistics

Opponent	Min	FG-A	3PT-A	FT-A	O-D-T	PF	A	TO	BS	ST	PTS
vs. Sacramento St.	21	3-6	1-2	2-2	2-0-2	2	3	1	1	0	9
vs. Gardner-Webb	25	5-5	0-0	0-0	0-1-1	3	2	0	0	0	10
at Montana	26	5-10	1-5	3-3	1-4-5	1	3	3	0	1	14
at Washington St.	21	1-6	0-1	2-3	2-1-3	1	2	2	1	0	4
vs. Morehead St.	25	3-6	0-1	4-7	0-2-2	4	3	2	0	1	10
vs. Marshall	22	0-5	0-1	1-2	0-5-5	0	5	1	2	0	1
at Baylor	24	4-7	3-4	1-4	0-0-0	0	1	1	0	1	12
vs. Tennessee Tech	24	1-5	1-3	4-6	1-3-4	3	6	2	1	1	7
vs. Evansville	23	4-8	0-1	2-5	1-1-2	3	6	1	1	1	10
at FGCU	29	5-8	1-1	0-0	1-3-4	3	2	5	0	2	11
at Miami (Fla.)					DNP - Coach's Decision						
vs. Louisville	24*	3-5	1-2	2-2	0-1-1	2	2	3	0	0	9
vs. California	25	2-10	1-2	1-2	0-1-1	2	2	3	0	2	6
at Middle Tennessee	21	1-3	1-2	1-2	0-1-1	1	1	3	0	1	4
vs. Tennessee	32	2-7	1-4	0-0	0-4-4	4	2	2	0	1	5
at TAMU	5	1-3	1-1	0-0	0-0-0	2	1	0	0	0	3
vs Georgia	32	2-6	0-1	4-4	0-4-4	5	0	2	0	1	8
at Florida	24	1-7	1-2	0-0	1-5-6	1	1	2	0	0	3
at Vanderbilt	18*	0-4	0-0	3-4	0-2-2	0	2	1	0	1	3
vs. South Carolina	12	1-1	0-0	0-0	0-0-0	1	3	1	0	0	2
vs. Alabama	12	1-3	0-1	0-0	0-0-0	0	2	3	0	1	2
at Arkansas	14	1-2	0-0	3-4	0-2-2	2	2	1	0	1	5
vs. Auburn	7	0-2	0-0	0-0	0-0-0	0	2	0	0	1	0
vs. LSU					DNP - Concussion Protocol						
at Missouri	8	0-2	0-1	0-0	0-0-0	0	0	0	0	0	0
at Mississippi St.	11	1-1	1-1	0-0	1-1-2	2	2	1	0	0	3
vs. Arkansas	13	1-4	0-1	0-0	0-1-1	1	1	0	0	0	2
at South Carolina	6	0-0	0-0	0-0	0-2-2	1	1	3	0	0	0
at Ole Miss	6	0-1	0-0	0-0	0-1-1	1	0	2	1	0	0
vs. Mississippi St.	5	0-1	0-1	0-0	0-0-0	0	0	1	0	0	0
vs. Alabama	14	0-2	0-0	0-0	0-0-0	2	0	0	0	0	0

* Started game

Extras

	17-18	Career
Scored 10+ Points	6	6
Scored 15+ Points	-	-
Scored 20+ Points	-	-
Made 3+ 3FG	1	1
Double-figure Rebounds	-	-
Double-doubles	-	-
3+ Assists	4	9
2+ Steals	1	3
Led UK in Scoring	-	-
Led UK in Rebounds	1	1
Led UK in Assists	7	10
Led UK in Steals	4	5
Led UK in Blocks	3	4

Jaia Roper's Career Stats

Year	GP-GS	MIN	FG-FGA	PCT	3FG-FGA	PCT	FT-FTA	PCT	OFF-DEF	TOT-AVG	PF-FO	A	TO	BLK	ST	PTS-AVG
2016-17	32-2	385-12.0	28-88	.318	10-32	.313	17-21	.810	11-18	29-0.9	35-0	39	29	1	12	83-2.6
2017-18	29-2	529-18.2	48-130	.369	14-38	.368	33-50	.660	10-45	55-1.9	47-1	57	46	7	16	143-4.9
TOTAL	61-4	914-15.0	76-218	.349	24-70	.343	50-71	.704	21-63	84-1.4	82-1	96	75	8	28	226-3.7

KENTUCKY WBB 2017-18 PLAYER BIOS

45

ALYSSA RICE • 6-3 • CENTER • SENIOR

REYNOLDSBURG, OHIO (REYNOLDSBURG HS)



2017-18 (Senior)

- Added important minutes vs. Alabama on Thursday, posting seven points, six rebounds and three blocks.
- Great game vs. Arkansas with 13 points, nine rebounds and three blocks.
- Went 6-for-6 from the field against the Razorbacks, which was her best field-goal percentage in a game (more than 5 attempts) in her career.
- Ranks ninth in program history in career blocks with 86.
- Recorded a near double-double vs. Auburn with 11 points and nine rebounds.
- Kentucky's leading rebounder this season, grabbing 6.6 per game.
- Averaging a career-high 7.0 points per game in her senior season.
- Added double-digit rebounds against No. 24 Cal with 10, including a season-high five offensive boards.

- Played a career-high 33 minutes against No. 3 Louisville, adding eight points, four rebounds, two assists and a team-best one block.
- Recorded her second career double-double against Miami with 11 points and a career-best 12 rebounds.
- Dished out a career-high four assists in the win over Evansville.
- Had a career game vs. Marshall on Nov. 26, posting her first career double-double behind a career-best 19 points and career-high 10 rebounds.
- Matched a then-career high with 11 points vs. Gardner-Webb to lead UK in scoring.
- Led UK in scoring for the first time in her career against Gardner-Webb.
- Named one of 20 centers nationally to the Lisa Leslie Award Watch List.

Rice's 2017-18 Game-by-Game Statistics

Opponent	Min	FG-A	3PT-A	FT-A	O-D-T	PF	A	TO	BS	ST	PTS
vs. Sacramento St.	17*	2-6	0-0	0-0	3-4-7	2	0	0	1	0	4
vs. Gardner-Webb	22*	5-7	0-0	1-2	1-7-8	2	1	1	2	0	11
at Montana	23*	4-8	0-0	0-1	3-6-9	3	0	0	1	0	8
at Washington St.	30*	4-10	0-0	1-2	4-4-8	3	0	2	1	0	9
vs. Morehead St.	20*	3-5	0-0	1-2	2-6-8	2	3	1	1	1	7
vs. Marshall	24*	8-11	0-0	3-4	5-5-10	2	1	1	2	0	19
at Baylor	16*	1-6	0-0	0-0	3-2-5	2	0	0	1	0	2
vs. Tennessee Tech	15*	2-3	0-0	3-4	2-4-6	1	1	2	0	0	7
vs. Evansville	19*	6-10	0-0	2-3	2-3-5	1	4	0	1	1	14
at FGCU	25*	5-12	0-0	1-3	4-4-8	3	0	2	1	1	11
at Miami (Fla.)	31*	4-8	0-0	3-4	4-8-12	5	0	2	1	0	11
vs. Louisville	33*	3-8	0-0	2-4	1-3-4	4	2	4	1	0	8
vs. California	31*	0-6	0-0	4-6	5-5-10	3	1	2	1	2	4
at Middle Tennessee	32*	4-6	0-0	3-4	2-6-8	5	2	2	4	1	11
vs. Tennessee	27*	3-6	0-0	0-2	4-4-8	3	1	0	0	0	6
at TAMU	33*	5-8	0-0	0-0	4-4-8	4	0	1	0	0	10
vs Georgia	15*	0-1	0-0	0-0	0-3-3	3	0	1	2	0	0
at Florida	18*	0-2	0-0	0-0	1-2-3	1	1	0	0	0	0
at Vanderbilt	19*	3-7	0-0	2-2	3-3-6	4	0	1	0	0	8
vs. South Carolina	16*	0-1	0-0	0-2	4-1-5	2	1	2	0	0	0
vs. Alabama	13*	3-4	0-0	0-0	0-3-3	4	2	2	2	0	6
at Arkansas	17*	1-2	0-0	2-4	1-2-3	4	1	1	0	1	4
vs. Auburn	25*	4-7	0-0	3-4	5-4-9	2	0	3	0	2	11
vs. LSU	23*	2-3	0-0	1-1	0-2-2	3	0	2	0	0	5
at Missouri	17*	0-2	0-0	0-0	1-0-1	2	0	2	2	1	0
at Mississippi St.	10*	0-0	0-0	0-2	0-2-2	0	0	0	0	0	0
vs. Arkansas	24*	6-6	0-0	1-2	3-6-9	3	1	2	3	0	13
at South Carolina	25*	2-8	0-0	2-2	2-1-3	4	1	2	2	1	6
at Ole Miss	12*	1-2	0-0	0-1	1-0-1	4	0	0	2	1	2
vs. Mississippi St.	18*	1-4	0-0	0-0	2-1-3	3	1	0	2	1	2
vs. Alabama	27*	3-6	0-0	1-2	3-3-6	4	2	3	3	0	7

* Started game

2017-18 Season Highs

POINTS:	19 vs. Marshall, 11/26/17
FGM:	8 vs. Marshall, 11/26/17
FGA:	11 vs. Marshall, 11/26/17
FTM:	4 vs. Cal, 12/21/17
FTA:	6 vs. Cal, 12/21/17
3FGM:	-
3FGA:	-
O-REBOUNDS:	5, 3x, last vs. Auburn, 02/01/18
D-REBOUNDS:	8 at Miami, 12/10/17
TOTAL REBOUNDS:	12 at Miami, 12/10/17
ASSISTS:	4 vs. Evansville, 12/05/17
BLOCKS:	4 at MTSU, 12/28/17
STEALS:	2, twice, last vs. Auburn, 02/01/18
MINUTES:	33 vs. Louisville, 12/17/17

Career Highs

POINTS:	19 vs. Marshall, 11/26/17
FGM:	8 vs. Marshall, 11/26/17
FGA:	11 vs. Marshall, 11/26/17
FTM:	4, 3x, last vs. Cal, 12/21/17
FTA:	8 vs. Albany, 11/12/16
3FGM:	-
3FGA:	-
O-REBOUNDS:	5, 4x, last vs. Auburn, 02/01/18
D-REBOUNDS:	8 at Miami, 12/10/17
TOTAL REBOUNDS:	12 at Miami, 12/10/17
ASSISTS:	4 vs. Evansville, 12/05/17
BLOCKS:	4 at MTSU, 12/28/17
STEALS:	2, 5x, last vs. Auburn, 02/01/18
MINUTES:	33 vs. Louisville, 12/17/17

Extras

	17-18	Career
Scored 10+ Points	8	11
Scored 15+ Points	1	1
Scored 20+ Points	-	-
Made 3+ 3FG	-	-
Double-figure Rebounds	2	2
Double-doubles	2	2
3+ Assists	1	2
2+ Steals	2	5
Led UK in Scoring	2	2
Led UK in Rebounds	10	11
Led UK in Assists	-	-
Led UK in Steals	3	14
Led UK in Blocks	16	29

Alyssa Rice's Career Stats

Year	GP-GS	MIN	FG-FGA	PCT	3FG-FGA	PCT	FT-FTA	PCT	OFF-DEF	TOT-AVG	PF-FO	A	TO	BLK	ST	PTS-AVG
2014-15	34-11	484-14.2	32-89	.360	0-0	.000	36-57	.632	37-54	91-2.7	98-3	7	37	24	9	100-2.9
2015-16	26-2	246-9.5	22-50	.440	0-0	.000	18-32	.563	27-34	61-2.3	54-1	6	23	11	3	62-2.4
2016-17	33-30	718-21.8	55-134	.410	0-0	.000	28-52	.538	58-90	148-4.5	95-5	24	39	22	11	138-4.2
2017-18	31-31	677-21.8	85-175	.486	0-0	.000	36-63	.571	75-108	183-5.9	89-2	26	41	36	13	206-6.6
TOTAL	124-74	2125-17.1	194-448	.433	0-0	.000	118-204	.578	197-286	483-3.9	336-11	63	140	93	36	506-4.1

2017-18 GAME REVIEWS

EXH

KENTUCKY 87, SOUTHERN INDIANA 56 - FINAL [EXH]

Nov. 5, 2017 • Lexington, Ky. (Memorial Coliseum)



Official Basketball Box Score - Game Totals - Final Statistics
Southern Indiana vs Kentucky
11/05/17 7:00pm at Memorial Coliseum, Lexington, Ky.

Southern Indiana 56

#	Player	Total		3-Ptr		Rebounds		PF	TP	A	TO	BLK	STL	Min
		FG	FGA	FG	FGA	FT	FTA							
22	Dahlstrom, Morgan	f	2-7	0-0	2-2	2	0	2	3	8	3	0	1	23
33	Greeno, Kaydie	f	5-9	2-2	0	0	3	3	3	0	3	0	1	30
43	Eschweizer, Kacy	c	6-10	2-4	1-4	2	4	6	15	0	1	3	3	24
08	Harshbarger, Randa	g	1-4	0-2	2-2	0	2	4	4	2	4	0	1	24
21	Davisam, Alex	g	0-3	0-3	0-0	0	0	0	3	2	1	0	2	13
05	Melias, Milana	g	0-3	0-1	0-0	0	0	0	0	0	2	0	0	4
30	Guy, Imani	g	2-4	0-0	0-0	1	1	2	4	5	0	0	2	18
11	Sherwood, Morgan	g	1-5	1-2	1-2	2	2	4	2	2	0	2	0	18
12	Johnson, Achley	g	0-4	0-2	1-2	0	0	3	1	2	3	0	1	18
30	DeHart, Emma	g	0-2	0-2	0-0	0	0	0	0	0	2	0	0	13
40	Rowan, Mikayla	g	1-2	0-0	0-0	0	2	2	1	2	0	1	0	15
Team			3	5										
Totals			18-52	5-18	13-21	13	12	25	25	56	11	27	3	14

1st	FG %	3-8	37.5%	2nd	3-11	27.3%	3rd	0-0	0.0%	4th	4-13	30.8%	Game	18-52	34.6%
	3Pt %	1-5	20.0%		0-3	0.0%		3-4	75.0%		5-10	50.0%		25-56	44.6%
	FT %	11-13	84.6%		1-4	25.0%		0-4	0.0%		1-4	25.0%		15-20	75.0%

Kentucky 87

#	Player	Total		3-Ptr		Rebounds		PF	TP	A	TO	BLK	STL	Min
		FG	FGA	FG	FGA	FT	FTA							
28	Harrison, Dorie	f	3-4	0-0	2-2	0	3	2	0	4	0	0	0	21
46	Rice, Alyssa	c	3-6	0-0	3-3	1	2	3	0	1	3	3	0	18
04	Morris, Maci	g	6-8	3-4	4-5	0	1	1	19	4	2	0	1	20
22	Cann, Makenzie	g	1-3	1-3	0-0	0	4	1	2	3	0	0	0	23
24	Murray, Taylor	g	4-8	1-1	2-2	4	2	0	11	6	2	0	4	23
00	Halsel, LaShae	g	0-0	0-0	0-0	1	2	0	0	0	0	0	0	2
02	Paffenberger, Paige	g	0-1	0-0	0-0	0	0	1	0	0	0	0	0	4
08	McKinney, Kellee	g	4-6	0-1	1-2	2	1	2	5	1	4	1	1	20
12	Paschal, Amanda	g	0-2	0-1	0-0	1	1	2	0	1	0	0	0	9
14	Wyatt, Tatyana	g	4-8	2-4	4	1	5	4	10	1	0	1	3	19
15	Hardin, Jessica	g	2-4	1-3	0-0	0	2	2	1	3	0	0	0	6
21	Roach, Kamaron	g	2-2	0-0	0-1	1	0	1	2	4	0	0	0	6
22	Roach, Kamaron	g	0-3	0-1	0-0	1	1	1	0	1	2	0	0	11
32	Roper, Jaide	g	1-4	0-0	1-2	3	2	3	0	9	4	0	0	18
Team			1	2	3									
Totals			30-58	6-16	21-27	13	12	39	20	87	21	22	5	11

1st	FG %	18-34	52.9%	2nd	6-19	31.6%	3rd	5-13	38.5%	4th	7-16	43.8%	Game	30-58	51.7%
	3Pt %	3-3	100%		1-2	50.0%		1-2	50.0%		0-3	0.0%		3-8	37.5%
	FT %	4-4	100%		10-12	83.3%		5-5	100%		21-27	77.8%		20-27	74.1%

Officials: Lisa Montingoli, Maj Forsberg, Troy Winders
Technical fouls: Southern Indiana=None, Kentucky=None
Attendance: 1089

Score by periods	1st	2nd	3rd	4th	Total
Southern Indiana	18	7	19	12	56
Kentucky	26	21	20	20	87

Lead FG - USI 4th-01:54, UK 4th-01:50.
Largest lead - USI by 5 1st-07:59, UK by 31 4th-01:50.

Points	In	Off	2nd	Fast
Kentucky	14	12	14	0
USI	4	9	17	0

Score tied - 4 times.
Lead changed - 2 times.

Notables: Kentucky opened the game on an 11-1 run and went on a 12-0 run midway through the second ... The Wildcats held USI to just seven points in the second quarter ... Junior guard Maci Morris led Kentucky in scoring with 19 points to go along with four assists ... Kentucky's bench outscored USI's 37-11 ... The Wildcats allowed just four USI points to come off of layups and just 14 points in the paint.

1

KENTUCKY 101, SACRAMENTO ST. 70 - FINAL

Nov. 10, 2017 • Lexington, Ky. (Memorial Coliseum)



Official Basketball Box Score - Game Totals - Final Statistics
Sacramento State vs Kentucky
11/10/17 7:00pm at Memorial Coliseum, Lexington, Ky.

Sacramento State 70 • 0-1

#	Player	Total		3-Ptr		Rebounds		PF	TP	A	TO	BLK	STL	Min
		FG	FGA	FG	FGA	FT	FTA							
30	Dougherty, Kyhonda	f	6-9	0-0	0-0	2	1	3	12	0	0	1	1	20
32	Friend, Hannah	f	6-13	3-6	4-5	1	4	5	19	0	0	0	1	35
04	Dawson, Justyce	g	2-10	0-3	1-2	5	0	5	2	5	2	0	1	20
11	DeGraffenried, Dana	g	2-8	0-4	6-9	1	4	5	3	10	4	1	2	35
20	Johnson, Marianne	g	6-19	1-6	0-0	3	6	9	4	13	3	2	0	28
02	Scott, Tiarrone	g	2-6	0-2	0-0	1	1	1	3	4	2	1	0	14
06	Johnson, Tiana	g	1-4	1-4	0-0	0	1	0	0	3	0	1	1	18
12	Wizel, Anna	g	0-0	0-0	0-0	0	0	0	0	0	0	0	0	1
14	Harris, Quayonna	g	0-2	0-0	0-0	0	3	1	0	1	0	0	0	9
33	Nicholas, Kennedy	g	1-1	0-0	2-2	1	3	4	4	4	0	1	1	20
Team			3	5										
Totals			26-72	5-25	13-18	17	25	42	25	70	15	16	4	8

1st	FG %	6-19	31.6%	2nd	7-22	31.8%	3rd	5-13	38.5%	4th	6-19	31.6%	Game	26-72	36.1%
	3Pt %	0-0	0.0%		0-0	0.0%		0-0	0.0%		0-0	0.0%		0-0	0.0%
	FT %	4-4	100%		10-12	83.3%		2-2	100%		15-19	78.9%		25-30	83.3%

Kentucky 101 • 0-0

#	Player	Total		3-Ptr		Rebounds		PF	TP	A	TO	BLK	STL	Min
		FG	FGA	FG	FGA	FT	FTA							
28	Harrison, Dorie	f	4-11	0-0	2-5	2	7	9	3	10	3	2	1	20
22	Cann, Makenzie	f	6-9	4-6	1-1	3	3	6	1	17	1	2	0	29
46	Rice, Alyssa	c	2-6	0-0	0-0	3	4	7	2	4	0	0	0	17
04	Morris, Maci	g	4-8	2-3	2-2	1	3	4	3	12	2	1	0	16
24	Murray, Taylor	g	8-12	1-3	5-5	0	5	5	22	3	0	1	1	29
00	Halsel, LaShae	g	0-0	0-0	0-0	0	1	0	0	0	0	0	0	3
08	McKinney, Kellee	g	1-5	0-3	1-2	1	1	2	1	3	0	1	0	17
12	Paschal, Amanda	g	1-2	0-1	3-4	0	0	0	5	2	0	0	0	17
14	Wyatt, Tatyana	g	5-6	1-2	2-3	0	2	2	13	0	1	0	1	15
15	Hardin, Jessica	g	0-0	0-0	0-0	0	0	0	0	0	0	0	0	6
21	Roach, Kamaron	g	1	5	0	4	1	2	0	6	3	2	1	16
22	Roach, Kamaron	g	3-6	1-2	2-2	2	2	2	2	9	3	1	1	21
Team			1	2										
Totals			35-70	9-20	22-28	14	28	42	16	101	18	11	5	6

1st	FG %	18-38	47.4%	2nd	6-18	33.3%	3rd	6-17	35.3%	4th	8-18	44.4%	Game	35-70	50.0%
	3Pt %	3-3	100%		1-4	25.0%		0-3	0.0%		3-4	75.0%		9-20	45.0%
	FT %	6-9	66.7%		10-12	83.3%		6-6	100%		23-29	79.3%		22-29	76.0%

Officials: Tina Naper, Missy Brooks, Bryan Entenline
Technical fouls: Sacramento State=None, Kentucky=None
Attendance: 4313

Score by periods	1st	2nd	3rd	4th	Total
Sacramento State	24	18	13	15	70
Kentucky	31	25	22	23	101

Lead FG - SAC 4th-01:12, UK 4th-01:26.
Largest lead - SAC by 2 1st-07:28, UK by 32 4th-01:26.

Points	In	Off	2nd	Fast
Kentucky	24	18	13	15
SAC	31	25	22	23

Score tied - 4 times.
Lead changed - 3 times.

Notables: Kentucky won its ninth straight home opener with a dominating performance against Sacramento State ... The Wildcats scored a program-record 31 first-quarter points ... All five Kentucky newcomers that played in the game scored ... Taylor Murray paced the Wildcats' scoring efforts with 22 points on 8-of-12 shooting ... Makenzie Cann posted 17 points in the contest, going 4-of-6 from beyond the arc ... The Wildcats' bench outscored Sacramento State's, 36-11.

2

KENTUCKY 72, GARDNER-WEBB 34 - FINAL

Nov. 12, 2017 • Lexington, Ky. (Memorial Coliseum)



Official Basketball Box Score - Game Totals - Final Statistics
Gardner-Webb vs Kentucky
11/12/17 7:00pm at Memorial Coliseum, Lexington, Ky.

Gardner-Webb 34 • 1-1

#	Player	Total		3-Ptr		Rebounds		PF	TP	A	TO	BLK	STL	Min
		FG	FGA	FG	FGA</									

2017-18 GAME REVIEWS

4

#22 KENTUCKY 73, WASHINGTON STATE 68 - FINAL

Nov. 19, 2017 • Pullman, Wash. (Beasley Coliseum)



Kentucky 73 • 4-0

#	Player	Total			3-Ptr			Rebounds			PF	TP	A	TO	Blk	Stl	Min
		FG	FGA	FT	FTA	FG	FGA	FT	FTA	Off							
23	Harrison, Donie	c	2-5	0-0	0-0	1-3	4-2	4-0	3-0	1-14							
04	Rice, Alyssa	c	4-10	0-0	1-2	4-4	3-3	9-0	2-1	0-30							
04	Morris, Maci	c	7-16	3-6	3-4	2-4	6-2	2-10	1-4	0-32							
22	Cann, Makenzie	c	4-10	3-9	4-4	1-9	10-0	15-3	0-0	1-37							
24	Murray, Taylor	g	5-8	1-2	2-2	3-4	7-2	13-8	4-0	4-36							
03	McKinney, KeKe	g	0-1	0-1	0-0	0-0	0-1	0-0	0-0	0-12							
12	Paschall, Amanda	g	4-7	0-1	0-0	2-1	3-0	8-3	1-0	0-15							
15	Hardin, Jessica	g	0-2	0-2	0-0	0-0	0-0	0-0	0-0	1-3							
32	Roper, Jaida	g	1-6	0-1	2-3	2-1	3-1	4-2	2-1	0-21							
Team			27-65	7-22	12-15	21	27	48	12	73	17	17	2	8	200		

1st	2nd	3rd	4th	Total	Points	In	Off	2nd	Fast	Bench
16	10	14	18	58	56.3%	14	10	24	41.9%	12
14	14	13	17	58	60.9%	14	10	24	38.0%	12
14	14	13	17	58	60.9%	14	10	24	38.0%	12

Washington State 68 • 1-3

#	Player	Total			3-Ptr			Rebounds			PF	TP	A	TO	Blk	Stl	Min
		FG	FGA	FT	FTA	FG	FGA	FT	FTA	Off							
04	Brown, Louise	f	1-6	0-3	1-1	2-2	4-2	3-0	3-0	1-21							
20	Kostourkova, Maria	c	0-6	0-0	0-0	1-2	3-1	0-3	1-0	0-19							
03	Hailley, Cella	g	1-4	0-0	0-0	2-1	3-1	2-1	0-1	1-27							
11	Molina, Chanelle	g	6-13	1-4	0-0	0-1	1-1	13-1	1-0	1-27							
46	Hristova, Borislava	g	10-17	3-6	2-2	1-3	4-1	25-3	2-0	1-33							
06	Washington, Kayla	g	5-8	0-0	1-1	4-4	8-4	11-0	0-0	0-14							
20	Muzet, Johanna	g	0-2	0-1	0-0	0-1	1-2	0-0	2-0	2-10							
21	McClure, Nikki	g	3-6	0-0	1-1	0-3	3-4	7-1	2-2	0-21							
22	Pavlopoulou, Fanelapi	g	0-1	0-0	0-0	0-1	1-0	1-0	1-0	1-13							
21	Swedlund, Alexis	g	1-5	1-4	0-0	2-0	2-0	3-2	1-0	1-13							
Team			29-70	5-19	5-5	13	19	32	17	68	12	12	3	8	200		

1st	2nd	3rd	4th	Total	Points	In	Off	2nd	Fast	Bench
16	10	14	18	58	56.3%	14	10	24	41.9%	12
14	14	13	17	58	60.9%	14	10	24	38.0%	12
14	14	13	17	58	60.9%	14	10	24	38.0%	12

Officials: Lisa Jones, Cathi Cornell, Salf Echo
 Technical fouls: Kentucky: None. Washington State: None.
 Attendance: 991

Score by periods	1st	2nd	3rd	4th	Total
Kentucky	11	23	22	17	73
Washington State	16	19	13	20	68

1st FG - UK 4th-02:07, WSU 4th-02:27.
 Largest lead - UK by 10 3rd-05:35, WSU by 11 2nd-03:26.
 UK led for 1:53, WSU led for 25:11. Game was tied for 0:11.

Notables: Kentucky erased an 11-point first-half deficit to mount a come-from-behind win at Washington State ... Maci Morris scored 20 points, including 17 in the second half, to lift UK ... Makenzie Cann recorded her first career double-double with 15 points and 10 rebounds ... Can hit three 3s in four trips in the second quarter to give the Wildcats momentum heading into the break ... Kentucky is now 3-0 all-time against the Cougars in women's basketball.

5

#22 KENTUCKY 86, MOREHEAD ST. 53 - FINAL

Nov. 22, 2017 • Lexington, Ky. (Memorial Coliseum)



Morehead State 53 • 2-3

#	Player	Total			3-Ptr			Rebounds			PF	TP	A	TO	Blk	Stl	Min
		FG	FGA	FT	FTA	FG	FGA	FT	FTA	Off							
02	Blaine, Erin	f	2-6	0-1	4-6	0-5	5-3	8-0	2-0	0-20							
32	Mckee, Ariel	f	4-13	1-3	4-6	2-4	6-2	13-1	5-1	2-32							
22	Mogowan, Tierra	c	1-5	0-0	1-2	5-5	10-2	3-1	2-2	1-30							
04	Seward, Darianne	g	4-13	1-5	0-0	0-0	0-0	3-9	1-2	1-2							
11	Crockett, Miranda	g	3-14	0-0	1-3	4-4	3-0	7-1	2-0	0-38							
03	Jackson, Breuna	g	1-3	0-2	2-2	1-0	1-2	4-0	2-0	0-11							
20	Todd, Brooke	g	1-2	0-0	2-2	2-2	4-2	2-2	0-2	0-16							
21	Lopez, Ashlei	g	2-8	1-6	0-0	0-0	0-0	5-0	0-0	0-20							
26	Norman, Sisallynn	g	0-1	0-0	0-0	1-0	1-0	0-0	0-0	0-4							
38	St. Louis, Dominique	g	0-1	0-0	0-0	1-0	1-0	0-0	0-0	0-6							
Team			27-65	7-22	12-15	21	27	48	12	73	17	17	2	8	200		

1st	2nd	3rd	4th	Total	Points	In	Off	2nd	Fast	Bench
16	10	14	18	58	56.3%	14	10	24	41.9%	12
14	14	13	17	58	60.9%	14	10	24	38.0%	12
14	14	13	17	58	60.9%	14	10	24	38.0%	12

Kentucky 86 • 5-0

#	Player	Total			3-Ptr			Rebounds			PF	TP	A	TO	Blk	Stl	Min
		FG	FGA	FT	FTA	FG	FGA	FT	FTA	Off							
23	Harrison, Donie	f	2-4	0-0	1-2	0-3	3-5	5-2	2-1	1-19							
22	Cann, Makenzie	g	5-8	3-5	2-2	2-8	10-1	15-5	2-1	1-29							
04	Rice, Alyssa	c	3-5	0-0	1-2	2-6	8-2	7-3	1-1	1-20							
04	Morris, Maci	c	7-8	5-6	0-0	0-2	2-2	19-3	2-0	0-23							
24	Murray, Taylor	g	1-4	1-1	4-4	1-1	2-1	7-6	1-0	1-24							
00	Halsell, LaShae	g	1-1	0-0	0-0	0-0	0-0	2-1	1-0	0-3							
02	Poffenberger, Paige	g	0-0	0-0	0-0	0-0	0-0	0-0	0-0	0-5							
03	McKinney, KeKe	g	2-5	0-1	1-2	3-3	6-3	5-2	3-1	1-19							
12	Paschall, Amanda	g	5-8	0-1	1-3	1-1	2-0	11-2	0-0	0-20							
15	Hardin, Jessica	g	1-3	1-2	0-0	0-1	1-3	0-0	0-0	0-6							
23	Rosoch, Kameron	g	1-3	0-0	0-0	1-3	0-0	1-1	0-0	0-14							
32	Roper, Jaida	g	3-6	0-1	4-7	0-2	2-4	10-3	2-0	1-25							
Team			31-55	10-17	14-22	10	30	40	22	86	25	14	6	8	200		

1st	2nd	3rd	4th	Total	Points	In	Off	2nd	Fast	Bench
16	10	14	18	58	56.3%	14	10	24	41.9%	12
14	14	13	17	58	60.9%	14	10	24	38.0%	12
14	14	13	17	58	60.9%	14	10	24	38.0%	12

Officials: Beverly Roberts, Eric Brewster, Tiffany Bird
 Technical fouls: Morehead State: None. Kentucky: None.
 Attendance: 4730

Score by periods	1st	2nd	3rd	4th	Total
Morehead State	12	15	12	14	53
Kentucky	26	20	19	21	86

1st FG - MSR 4th-01:06, UK 4th-01:01.
 Largest lead - MSR twice, UK by 38 4th-04:06.
 MSR led for 00:00, UK led for 38:59. Game was tied for 01:21.

Notables: The Wildcats raced out to a quick 18-7 lead, using a 12-2 run to begin the game ... UK built up its largest first-half lead of the season, ahead 26 points in the first half ... Kentucky matched its largest overall lead of the season as it took a 38-point lead in the fourth quarter ... UK had 31 made field goals on 25 assists ... It was the first time Kentucky has had 20+ assists in a game this season.

6

#22 KENTUCKY 69, MARSHALL 39 - FINAL

Nov. 26, 2017 • Lexington, Ky. (Memorial Coliseum)



Marshall 39 • 1-4

#	Player	Total			3-Ptr			Rebounds			PF	TP	A	TO	Blk	Stl	Min
		FG	FGA	FT	FTA	FG	FGA	FT	FTA	Off							
00	Hamilton, Talequia	f	2-6	0-0	1-1	0-2	2-2	5-0	0-1	0-29							
24	Zhibareva, Ekaterina	g	0-3	0-1	0-0	0-2	2-2	0-0	1-0	0-20							
03	Alexander, Ashelika	g	6-13	2-4	4-4	0-0	0-0	18-2	4-0	3-31							
34	Gora, Shayna	g	2-9	0-1	0-0	0-3	3-1	4-0	2-0	0-25							
22	Mays, Kristian	g	1-5	1-3	2-2	0-3	3-1	5-2	1-0	0-31							
03	Vucetic, Jovana	g	0-0	0-0	1-2	0-0	0-0	1-0	0-0	0-3							
03	Saintignea, Ashley	g	3-3	0-0	0-0	1-4	5-4	6-1	3-0	1-20							
18	Driver, Tana	g	0-5	0-1	0												

2017-18 GAME REVIEWS

8

#20 KENTUCKY 82, TENNESSEE TECH 54 - FINAL

Dec. 3, 2017 • Lexington, Ky. (Memorial Coliseum)

Official Basketball Box Score - Game Totals - Final Statistics
Tennessee Tech vs Kentucky
12/03/17 7:00pm at Memorial Coliseum, Lexington, Ky.

#	Player	Total			3-Ptr			Rebounds			PF	TP	A	T	Blk	Stl	Min
		FG	FGA	FT	FTA	FG	FGA	FT	FTA	Off							
28	Harper, Asia	1	3	0	0	1	1	0	0	0	3	3	1	0	0	14	
35	Coleman, Mackenzie	1	5	0	1	0	3	3	15	0	0	3	0	0	0	20	
00	Harris, Alia	0	0	0	0	0	0	0	0	0	1	0	5	0	0	24	
06	Hickson, Yaktavia	0	6	1	1	3	0	3	2	16	1	2	0	0	1	27	
20	Bradly, Keshia	0	3	0	0	4	5	3	6	9	2	10	2	0	0	36	
02	Brock, Jordan	2	8	2	7	1	1	0	1	1	0	1	2	0	0	23	
11	Alexander, Kentaria	0	1	0	0	0	0	0	0	0	0	0	0	1	0	8	
34	Buckner, Abby	0	3	0	0	2	1	3	0	0	1	0	0	0	0	16	
22	Iles, Makenzie	0	1	0	0	2	0	0	0	0	0	2	0	0	0	5	
29	Okeke, Peace	0	0	0	0	0	1	1	0	1	3	0	0	0	0	2	
44	Cantrell, Lacy	0	1	0	0	1	1	3	1	1	0	2	0	0	0	17	
Team		1		1		1		1		1		1		1		1	
Totals		17	51	3	13	17	20	6	17	25	19	54	12	16	3	200	

1st PG %	5-8	37.5%	2nd 3-6	21.4%	3rd 5-13	38.5%	4th 6-10	60.0%	Game 17-51	33.3%	Rebound 2.3
3rd %	3-3	100%	4-4	100%	5-5	100%	6-6	100%	7-7	100%	
FT %	3-3	100%	4-4	100%	5-5	100%	6-6	100%	7-7	100%	

#	Player	Total	3-Ptr	Rebounds	PF	TP	A	T	Blk	Stl	Min					
FG	FGA	FT	FTA	Off	Def	Total										
03	McGinney, KeKe	4	5	1	4	3	0	9	1	0	21					
46	Rice, Alyssa	2	3	0	3	4	6	1	7	1	15					
04	Morris, Maci	6	7	2	2	1	5	6	2	16	17					
22	Cann, Makenzie	3	6	1	1	2	8	2	0	0	19					
24	Murray, Taylor	3	7	0	2	4	1	6	5	0	26					
00	Haleel, LaShae	1	1	0	0	0	0	2	0	0	3					
02	Poffenberger, Paige	0	1	0	0	0	0	1	0	0	9					
32	Paschall, Amanda	1	2	0	1	1	1	3	2	0	15					
14	Wyatt, Tatyana	6	9	0	1	1	3	12	2	3	19					
15	Hardin, Jessica	1	2	0	0	1	1	3	0	0	6					
20	Harrison, Dorie	3	12	0	1	2	7	2	1	3	15					
28	Roach, Cameron	1	6	0	2	2	3	2	0	1	14					
32	Roper, Jaide	1	5	1	3	4	3	7	6	2	1	24				
Team		3		2		5		3		3						
Totals		32	66	6	17	12	18	28	46	20	82	22	14	9	7	200

1st PG %	6-12	50.0%	2nd 8-16	50.0%	3rd 9-22	40.9%	4th 6-16	37.5%	Game 32-66	48.5%	Rebound 4.1
3rd %	3-3	100%	3-4	75%	3-4	75%	4-4	100%	5-5	100%	
FT %	1-2	50%	18-13	76.9%	0-0	0%	1-3	33.3%	15-19	78.9%	

Officials: Carla Fournant, Kelly Johnson, Eric Bales
Technical fouls: Tennessee Tech-None, Kentucky-None.
Attendance: 4361

Score by periods	1st	2nd	3rd	4th	Total
Tennessee Tech	13	11	15	15	54
Kentucky	22	17	19	14	82

Last FG - TTTU 4th-03:20, UK 4th-00:45.
Largest lead - TTTU None, UK by 33 4th-03:49.
TTU led for 00:00, UK led for 59:34. Game was tied for 00:26.

Notables: Kentucky got out to a hot start, shooting 9-of-12 from the field in the first quarter, including 3-of-3 from long range ... Kentucky used a 13-0 run and 10-0 run in the first half to earn its largest halftime lead of the season, 49-24 (25) ... Maci Morris added a game-high 16 points in just 17 minutes of play ... For the first time this season, 12 Kentucky players scored in the game, and UK recorded a season-high nine blocks in the contest.

9

#20 KENTUCKY 100, EVANSVILLE 62 - FINAL

Dec. 5, 2017 • Lexington, Ky. (Memorial Coliseum)

Official Basketball Box Score - Game Totals - Final Statistics
Evansville vs Kentucky
12/05/17 7:00pm at Memorial Coliseum, Lexington, Ky.

#	Player	Total			3-Ptr			Rebounds			PF	TP	A	T	Blk	Stl	Min
		FG	FGA	FT	FTA	FG	FGA	FT	FTA	Off							
33	Hall, Taittina	2	2	0	0	0	1	1	4	4	1	1	0	0	0	24	
02	Sanjay, Kerri	0	3	0	0	2	2	0	4	4	1	9	4	0	1	35	
09	Miller, Marley	0	2	1	2	3	0	3	3	2	8	2	4	0	0	33	
30	Nice, Hannah	0	8	1	0	1	2	0	1	1	4	23	2	6	0	35	
11	Dosselt, Brooke	0	3	0	0	0	0	3	3	2	6	2	3	0	0	34	
00	Lively, Macie	0	2	0	2	4	0	1	1	1	4	2	0	0	1	14	
20	Dearying, Kaitie	0	0	0	0	0	0	0	0	0	0	0	0	0	0	2	
32	Catceci, Kayla	0	0	0	0	0	0	0	0	0	0	0	0	0	0	2	
38	Jones, Crimson	2	3	0	1	0	0	0	0	0	2	4	1	0	0	5	
42	Coffman, Kaylan	0	0	0	0	0	0	0	0	0	0	0	0	0	0	3	
44	Scott, Kelsie	2	5	0	0	0	1	1	4	4	0	2	0	1	1	13	
Team		1		1		1		1		1		1		1		1	
Totals		22	47	8	19	10	11	4	19	23	62	14	20	1	3	200	

1st PG %	3-10	30.0%	2nd 6-11	54.5%	3rd 7-14	50.0%	4th 6-12	50.0%	Game 22-47	46.8%	Rebound 1.2
3rd %	3-3	100%	1-4	25.0%	3-4	75%	3-4	75%	0-0	0%	
FT %	2-2	100%	2-2	100%	3-3	100%	3-3	100%	10-10	100%	

#	Player	Total	3-Ptr	Rebounds	PF	TP	A	T	Blk	Stl	Min						
FG	FGA	FT	FTA	Off	Def	Total											
03	McGinney, KeKe	1	4	0	2	0	3	1	4	2	2	1	2	0	0	17	
22	Cann, Makenzie	3	7	1	3	0	0	2	2	2	7	6	0	0	0	25	
46	Rice, Alyssa	6	10	0	0	2	3	5	1	14	4	0	1	1	19		
04	Morris, Maci	0	8	0	0	0	2	2	1	20	3	2	0	0	21		
24	Murray, Taylor	4	8	1	2	4	2	2	4	11	2	0	0	0	1	26	
00	Haleel, LaShae	0	0	0	0	0	0	1	1	0	0	0	0	0	0	2	
02	Poffenberger, Paige	0	2	0	0	0	0	0	0	0	0	0	0	0	0	6	
32	Paschall, Amanda	2	3	1	1	0	0	2	0	2	0	5	0	0	0	8	
14	Wyatt, Tatyana	8	11	1	2	3	4	0	20	0	2	1	1	0	19		
15	Hardin, Jessica	0	1	0	1	1	0	0	0	0	0	0	0	0	0	6	
20	Harrison, Dorie	2	4	0	2	6	3	3	2	6	1	1	5	0	17		
28	Roach, Cameron	2	3	0	0	0	2	2	0	4	0	0	0	1	11		
32	Roper, Jaide	4	8	0	1	2	3	10	6	1	1	1	1	1	23		
Team		1		2		3		1		3		6		1		20	
Totals		40	70	8	17	12	24	17	21	38	15	100	23	6	10	5	200

1st PG %	13-22	59.1%	2nd 9-19	47.4%	3rd 6-13	46.2%	4th 18-38	47.4%	Game 40-70	57.1%	Rebound 4
3rd %	3-3	100%	2-4	50%	3-3	100%	8-8	100%	0-0	0%	
FT %	1-2	50%	1-1	100%	4-4	100%	8-8	100%	6-6	100%	

Officials: Jason Dickerson, Fabrice Griner, Gina Cross
Technical fouls: Evansville-None, Kentucky-None.
Attendance: 4071

Score by periods	1st	2nd	3rd	4th	Total
Evansville	15	22	17	6	62
Kentucky	35	20	20	25	100

Last FG - UK 4th-01:45, UK 4th-00:21.
Largest lead - UK None, UK by 58 4th-00:33.
UK led for 00:00, UK led for 59:44. Game was tied for 00:16.

Notables: Kentucky reached the 100-point mark for the second time this season ... The Wildcats started the game on a 19-0 run - their second longest of the season - and never trailed in the game ... UK's 35 first-quarter points were the most scored in any single quarter since moving to the four-quarter format ... UK shot a season-high 57.1 percent in the game ... Kentucky had a season-high 60 points in the paint, 12 more than the prior season-beat over Sacramento State.

10

#20 KENTUCKY 64, FGCU 70 - FINAL

Dec. 8, 2017 • Fort Myers, Fla. (Alico Arena)

Official Basketball Box Score - Game Totals - Final Statistics
Kentucky vs FGCU
12/08/17 7 PM at Fort Myers, Fla.

#	Player	Total			3-Ptr			Rebounds			PF	TP	A	T	Blk	Stl	Min
		FG	FGA	FT	FTA	FG	FGA	FT	FTA	Off							
14	Wyatt, Tatyana	5	12	0	2	1	1	5	3	8	4	11	1	4	1	20	
48	Rice, Alyssa	5	12	0	0	1	3	4	8	3	11	0	2	1	1	25	
04	Morris, Maci	2	4	1	1	1	2	0	3	5	6	2	0	0	0	33	
06	Morris, Maci	1	6	0	3	0	0	2	8	10	0	2	1	0	2	38	
24	Murray, Taylor	0	6	1	4	7	8	4	19	1	3	0	2	0	0	34	
03	McGinney, KeKe	0	2	0	0	0	0	1	0	1	0	0	0	0	0	5	
32	Paschall, Amanda	1	5	0	1	0	0	0	1	1	0	0	0	0	0	9	
20	Harrison, Dorie	1	3	0	0	0	0	2	2	0	0	0	0	0	0	3	
32	Roper, Jaide	5	8	1	0	0	1	3	4	3	11						

2017-18 GAME REVIEWS

12

KENTUCKY 63, #3 LOUISVILLE 87 - FINAL

Dec. 17, 2017 • Lexington, Ky. (Memorial Coliseum)



Official Basketball Box Score - Game Totals - Final Statistics
Louisville vs Kentucky
12/17/17 12:00pm at Memorial Coliseum, Lexington, Ky.



Louisville 87 • 13-0

#	Player	Total			3-Ptr			Rebounds			PF	TP	A	T	BLK	STL	Min
		FG	FGA	FT	FGA	FT	FTA	OFF	DEF	TOT							
02	Hines-Allen, Myisha	f	9-15	0-0	0-4	4-5	9	3	18	1	1	0	1	25			
11	Fuehring, Sam	f	4-8	0-1	2-2	5-10	4	10	0	0	0	0	34				
13	Carter, Arica	c	4-8	3-6	0-0	1-1	2	3	11	8	1	0	1	32			
23	Jones, Jazzmine	c	0-3	0-0	0-0	1-1	0	4	0	2	2	0	16				
26	Durr, Asia	c	12-22	6-11	2-2	1-2	3	1	32	1	1	0	1	36			
01	Evans, Dana	c	2-6	0-2	7-8	0-3	3	4	11	10	2	0	1	27			
30	Zambratta, Sydney	c	0-1	0-1	0-0	1-0	1	0	0	0	1	0	10				
21	Shook, Kylee	c	1-4	1-2	0-0	0-3	1	3	0	0	1	2	16				
24	Laemmle, Jessica	c	0-0	0-0	0-0	0-0	0	0	0	0	0	0	1				
33	Dunham, Bianca	c	1-1	0-0	0-0	1-1	2	4	2	0	1	1	3				
Team						1	2										
Totals			33-68	10-23	11-16	15	21	36	24	87	22	11	3	4	200		

1st - FG %:	19-38	50.0%	2nd - FG %:	6-13	46.4%	3rd - FG %:	8-17	47.1%	4th - FG %:	6-13	46.2%	Game:	33-68	48.8%	Double-Digit	
3Pt %:	3-4	75.0%	2Pt %:	3-4	75.0%	3Pt %:	3-4	75.0%	4Pt %:	3-4	75.0%	Rebounds:	4,1			

Kentucky 63 • 8-4

#	Player	Total			3-Ptr			Rebounds			PF	TP	A	T	BLK	STL	Min
		FG	FGA	FT	FGA	FT	FTA	OFF	DEF	TOT							
22	Cann, Makenzie	f	2-4	2-3	0-0	0-0	0	0	0	0	0	0	0	28			
46	Rice, Alyssa	c	3-8	0-0	2-4	1	3	4	8	2	4	1	0	33			
04	Morris, Maci	c	6-13	1-3	3-4	0	5	5	1	16	0	4	1	40			
24	Murray, Taylor	c	3-8	0-0	2-4	1	6	7	1	8	1	0	5	40			
32	Roper, Jaide	c	3-5	1-2	2-2	0	1	2	9	2	3	0	0	24			
03	McKinney, KeKe	f	1-2	1-1	0-0	0	1	1	4	3	0	0	0	8			
32	Paschal, Amanda	c	0-1	0-0	1-2	0	0	0	1	1	0	0	0	4			
14	Wyatt, Tatyana	c	3-6	1-2	3-4	0	2	2	2	10	0	0	0	19			
20	Harrison, Dorie	c	1-2	0-0	0-0	0	0	0	0	0	0	0	0	4			
Team						3	2	5									
Totals			22-49	6-12	13-20	5	20	25	17	63	12	16	2	5	200		

1st - FG %:	8-13	61.5%	2nd - FG %:	3-13	23.1%	3rd - FG %:	6-12	50.0%	4th - FG %:	7-11	63.6%	Game:	22-49	44.9%	Double-Digit	
3Pt %:	3-3	100%	2Pt %:	3-3	100%	3Pt %:	3-3	100%	4Pt %:	3-3	100%	Rebounds:	7,1			

Officials: Mark Zentz, Michael McConnell, Luis Gonzalez
Technical Fouls: Louisville: None, Kentucky: None
Attendance: 3871

Score by periods						1st	2nd	3rd	4th	Total
Louisville	23	24	22	18	87					
Kentucky	16	9	10	11	63					

Notables: The second quarter was the difference maker as Louisville outscored UK 24-9 in the period ... After shooting just 9-of-26 (.346) in the first half, UK had much improved shooting in the second half, going 13-of-23 (.565) from the floor ... Junior guard Maci Morris led UK in scoring for the seventh time this season with 16 points ... It was the first time Kentucky has lost to Louisville inside Memorial Coliseum since Feb. 6, 1979.

13

KENTUCKY 52, #24 CALIFORNIA 62 - FINAL

Dec. 21, 2017 • Lexington, Ky. (Memorial Coliseum)



Official Basketball Box Score - Game Totals - Final Statistics
California vs Kentucky
12/21/17 12:00pm at Memorial Coliseum, Lexington, Ky.



California 62 • 9-2

#	Player	Total			3-Ptr			Rebounds			PF	TP	A	T	BLK	STL	Min
		FG	FGA	FT	FGA	FT	FTA	OFF	DEF	TOT							
03	Conding, Mikayla	f	7-15	1-2	0-0	0	0	0	0	15	1	3	2	2	40		
12	Davidson, Penine	f	4-6	1-1	4-4	3	4	7	1	13	3	2	2	1	33		
31	Anigwe, Kristine	c	1-3	0-0	2-2	2	5	7	3	2	0	0	0	19			
04	Thomas, Asha	c	4-6	3-5	6-8	0	1	1	2	17	3	1	1	37			
14	Smith, Kianna	c	5-10	3-6	1-2	0	4	4	2	14	8	1	0	1	37		
04	Styles, Alyssa	c	0-0	0-0	1-2	0	0	0	2	1	0	0	0	7			
30	West, CJ	c	0-2	0-0	0-0	3	7	10	2	0	0	1	1	20			
33	Brown, Jaelyn	c	0-2	0-0	0-0	0	0	0	0	0	0	0	0	7			
Team						0	2	2									
Totals			21-44	8-14	12-18	8	23	31	12	62	15	17	6	6	200		

1st - FG %:	9-9	100%	2nd - FG %:	6-11	54.5%	3rd - FG %:	6-15	40.0%	4th - FG %:	4-9	44.4%	Game:	21-44	47.7%	Double-Digit	
3Pt %:	1-1	100%	2Pt %:	3-4	75.0%	3Pt %:	3-4	75.0%	4Pt %:	3-4	75.0%	Rebounds:	3,3			

Kentucky 52 • 8-5

#	Player	Total			3-Ptr			Rebounds			PF	TP	A	T	BLK	STL	Min
		FG	FGA	FT	FGA	FT	FTA	OFF	DEF	TOT							
03	McKinney, KeKe	f	0-3	0-1	0-0	0	0	0	0	0	0	0	0	1	15		
22	Cann, Makenzie	f	1-5	1-5	0-0	1	1	2	1	3	0	1	0	20			
46	Rice, Alyssa	c	0-6	0-0	4-6	5	5	10	3	4	1	2	3	31			
04	Morris, Maci	c	9-26	3-7	2-0	3	5	8	3	21	0	1	0	34			
24	Murray, Taylor	c	1-6	0-2	2-2	1	0	1	4	3	2	0	2	29			
14	Wyatt, Tatyana	c	3-7	2-3	2-2	4	2	6	4	10	1	0	1	23			
20	Harrison, Dorie	c	2-4	0-0	0-0	3	0	3	0	4	0	1	0	5			
32	Roach, Kamron	c	0-1	0-0	0-0	0	0	0	1	0	0	0	0	8			
32	Roper, Jaide	c	2-10	1-2	1-2	0	1	1	2	6	3	3	2	25			
Team						8	4	12									
Totals			18-68	7-20	9-12	25	38	43	15	52	7	12	1	9	200		

1st - FG %:	6-28	21.4%	2nd - FG %:	11-23	47.8%	3rd - FG %:	4-16	25.0%	4th - FG %:	6-21	28.6%	Game:	18-68	26.5%	Double-Digit	
3Pt %:	3-4	75.0%	2Pt %:	3-4	75.0%	3Pt %:	3-4	75.0%	4Pt %:	3-4	75.0%	Rebounds:	2			

Officials: Kevin Dehdar, Frank Stratosino, Eric Baker
Technical Fouls: California: None, Kentucky: None
Attendance: 4753

Score by periods						1st	2nd	3rd	4th	Total
California	15	15	16	16	62					
Kentucky	20	7	10	15	52					

Notables: The Wildcats used a 10-1 run in the middle of the first quarter to take a 20-15 lead at the end of the first stanza, but went without a field goal for the final 8:05 of the second quarter, and shot just 2-of-11 from the floor in the period ... Cal used a 10-0 run to end the third quarter and never trailed again ... The Wildcats recorded a season-high 25 offensive rebounds ... UK also led the steals category, with nine steals to Cal's six.

14

KENTUCKY 57, MIDDLE TENN. 62 - FINAL

Dec. 28, 2017 • Murfreesboro, Tenn. (Murphy Center)



Official Basketball Box Score - Game Totals - Final Statistics
Kentucky vs Middle Tennessee
12/28/17 6:30 PM at Murfreesboro, Tenn.



Kentucky 57 • 8-6

#	Player	Total			3-Ptr			Rebounds			PF	TP	A	T	BLK	STL	Min
		FG	FGA	FT	FGA	FT	FTA	OFF	DEF	TOT							
03	McKinney, KeKe	f	2-4	2-4	2-2	0	2	2	8	0	2	0	0	19			
46	Rice, Alyssa	c	4-6	0-0	3-4	2	6	8	5	11	2	2	4	1	32		
04	Morris, Maci	c	5-12	0-3	3-3	0	4	4	2	13	3	2	0	35			
22	Cann, Makenzie	c	1-6	0-3	0-0	0	1	0	2	3	1	0	1	22			
24	Murray, Taylor	c	2-7	0-2	1-1	1	1	2	4	5	2	2	0	26			
02	Paffenberger, Paige	c	1-2	0-0	1-1	0	0	0	1	2	0	0	0	5			
12	Paschal, Amanda	c	1-2	0-0	0-0	0	2	2	1	2	0	0	0	10			
14	Wyatt, Tatyana	c	2-4	1-3	4-4	0	2	2	3	9	1	2	1	22			
20	Harrison, Dorie	c	0-2	0-0	1-2	1	0	1	4	1	0	1	0	7			
32	Roach, Kamron	c	0-0	0-0	0-0	0	0	0	1	0	0	0	0	1			
32	Roper, Jaide	c	1-3	1-2	1-2	0	1	1	4	1	3	0	1	21			
Team						1	2	3									
Totals			19-48	4-17	15-19	5	21	26	24	57	12	15	6	7	200		

1st - FG %:	5-12	41.7%	2nd - FG %:	6-8	75.0%	3rd - FG %:	3-15	20.0%	4th - FG %:	3-15	20.0%	Game:	19-48	39.6%	Double-Digit	
3Pt %:	1-3	33.3%	2Pt %:	1-3	33.3%	3Pt %:	1-3	33.3%	4Pt %:	1-3	33.3%	Rebounds:	2			

Middle Tennessee 62 • 8-5

#	Player	Total			3-Ptr			Rebounds			PF	TP	A
---	--------	-------	--	--	-------	--	--	----------	--	--	----	----	---

2017-18 GAME REVIEWS

16 KENTUCKY 70, #19 TEXAS A&M 74 - FINAL

Jan. 4, 2018 • College Station, Texas. (Reed Arena)



Official Basketball Box Score - Game Totals - Final Statistics
Kentucky vs Texas A&M
01/04/18 6 p.m. at College Station, Texas (Reed Arena)



Kentucky 70 = 8-8, 0-2 SEC

#	Player	Total		3-Ptr		Rebounds		PF	TP	A	TO	Blk	Stl	Min
		FG	FGA	FG	FGA	Off	Def							
04	Morris, Maci	* 9-18	2-6	2-2	0	3	2	22	4	4	0	0	38	
20	Harrison, Dorie	* 2-3	0-0	0-0	1	2	3	4	0	1	0	0	9	
22	Canan, Makenzie	* 4-13	4-8	2-2	0	0	0	14	4	1	0	0	29	
24	Murray, Taylor	* 3-9	0-1	1-2	2	2	4	1	7	6	0	0	14	
06	Rice, Alyssa	* 5-8	0-0	0-0	4	4	8	1	0	1	0	0	33	
02	Poffenberger, Paige	0-0	0-0	0-0	2	2	0	0	2	0	0	0	9	
03	McKinney, KeKe	1-4	0-2	0-0	1	4	5	3	2	0	1	0	22	
12	Paschal, Amanda	0-1	0-0	0-0	0	0	0	0	0	0	0	0	3	
34	Wyatt, Tatyana	2-2	0-0	2-2	0	1	1	6	0	0	0	0	12	
32	Roper, Jaide	1-3	1-1	0-0	0	0	0	2	3	1	0	0	5	
Team					3	0	3							
Totals		27-61	7-18	9-10	11	16	27	19	70	15	9	0	3	200
1st	FG % 4-13 30.8%	2nd	6-11 54.5%	3rd	6-19 31.6%	4th	7-16 43.8%	Game		27-61 44.3%	Rebounds	Def	Off	3
	3P % 3-4 75.0%		4-4 100.0%		3-3 100.0%		3-3 75.0%		9-10 90.0%					

Texas A&M 74 = 12-4, 1-1 SEC

#	Player	Total		3-Ptr		Rebounds		PF	TP	A	TO	Blk	Stl	Min
		FG	FGA	FG	FGA	Off	Def							
00	Hillman, Khaalid	* 6-8	0-0	0-8	3	6	9	3	20	0	1	1	1	40
06	McKinney, Luke	* 2-3	1-2	0-0	0	0	0	3	5	2	0	0	0	11
05	Howard, Anriid	* 1-11	0-1	0-12	8	4	12	2	10	0	2	0	1	40
12	Williams, Danni	* 7-12	5-8	0-0	0	4	3	19	0	3	0	1	1	36
21	Lumpkin, Jasmine	* 2-4	0-0	0-0	0	4	4	2	4	5	1	1	0	36
03	Garter, Chesney	5-11	2-3	2-2	0	3	3	14	5	4	0	1	1	29
31	Wells, Kayla	1-2	0-1	0-0	0	0	0	0	2	3	1	0	0	8
Team					1	1	2							
Totals		24-51	8-15	0-0	12	22	34	16	74	15	12	2	4	200
1st	FG % 7-13 53.8%	2nd	7-16 43.8%	3rd	6-20 30.0%	4th	4-12 33.3%	Game		24-51 47.1%	Rebounds	Def	Off	8
	3P % 3-3 100.0%		8-2 40.0%		3-3 100.0%		3-3 75.0%		8-15 53.3%					
			4-4 100.0%		3-4 75.0%		5-4 83.3%		10-22 45.5%					

Officials: Roy Gabejan, Amy Bonner, Bill Lawrence
Technical fouls: Kentucky-None, Texas A&M-None.
Attendance: 3662

Score by periods	1st	2nd	3rd	4th	Total
Kentucky	18	18	19	15	70
Texas A&M	24	15	20	15	74

Last FG - UK 4th-00:16, TAMU 4th-02:20.
Largest lead - UK by 1, 1st-09:16, TAMU by 9, 4th-07:32.
UK led for 05:06, TAMU led for 34:26. Game was tied for 00:23.

Points	In	Off	2nd	Fast	Bench
UK	Paint	T/O	Chance	Break	
70	18	15	9	9	16

Score tied - 1 time.
Lead changed - 10 times.

17 KENTUCKY 42, GEORGIA 56 - FINAL

Jan. 7, 2018 • Lexington, Ky. (Memorial Coliseum)



Official Basketball Box Score - Game Totals - Final Statistics
Georgia vs Kentucky
01/07/18 2:00pm at Memorial Coliseum, Lexington, Ky.



Georgia 56 = 14-2, 2-1 SEC

#	Player	Total		3-Ptr		Rebounds		PF	TP	A	TO	Blk	Stl	Min
		FG	FGA	FG	FGA	Off	Def							
04	Robinson, Caliya	f 4-12	1-3	3-3	3	8	11	3	12	2	3	6	0	25
33	Engram, Meckenzie	f 5-15	1-3	1-2	2	9	11	2	12	0	1	5	1	31
00	Cole, Taja	0 0-3	0-1	2-2	1	1	2	3	2	0	4	0	1	26
12	Clark, Haley	0 0-4	0-0	2-2	1	1	2	2	3	1	0	1	0	12
20	Harrison, Que	0 3-7	1-2	7-9	2	5	7	1	14	1	2	0	2	35
02	Casuality, Gabby	f 2-4	1-2	5-6	1	2	3	2	10	0	2	0	0	27
03	Paul, Stephanie	0 2-2	0-0	0-0	0	1	3	4	0	1	2	1	1	16
11	Calwell, Maya	1-3	0-2	0-0	0	1	1	2	2	0	0	0	1	9
24	Costa, Simone	0-4	0-2	2-2	0	3	3	2	2	3	1	2	1	16
81	Blannar, Bianca	0-0	0-0	0-0	0	0	0	0	0	0	0	0	0	3
Team					2	2	0							
Totals		15-54	4-15	22-26	13	33	46	22	56	9	18	13	9	200
1st	FG % 5-12 41.7%	2nd	3-13 23.1%	3rd	3-10 30.0%	4th	5-12 41.7%	Game		15-54 27.8%	Rebounds	Def	Off	4
	3P % 2-3 66.7%		5-5 100.0%		4-4 100.0%		11-12 91.7%		15-26 57.7%					

Kentucky 42 = 8-9, 0-3 SEC

#	Player	Total		3-Ptr		Rebounds		PF	TP	A	TO	Blk	Stl	Min
		FG	FGA	FG	FGA	Off	Def							
20	Harrison, Dorie	f 2-11	0-0	1-2	4	5	9	2	5	2	4	0	1	25
22	Canan, Makenzie	f 2-8	2-6	4-4	0	5	2	10	0	2	0	0	0	34
06	Rice, Alyssa	c 0-1	0-0	0-0	0	0	3	0	0	0	1	2	0	15
04	Morris, Maci	0 4-10	0-3	1-3	0	0	0	1	9	0	1	1	2	21
24	Murray, Taylor	0 0-6	0-0	0-0	2	2	4	3	0	4	3	0	2	25
02	Poffenberger, Paige	0 0-2	0-1	4-4	0	2	2	3	4	0	1	0	1	14
03	McKinney, KeKe	1-6	1-3	0-0	0	2	2	2	3	0	2	1	1	20
12	Paschal, Amanda	0-0	0-0	1-2	0	0	0	0	1	0	0	0	0	4
34	Wyatt, Tatyana	0-4	0-0	2-4	0	1	1	2	2	0	1	1	0	10
32	Roper, Jaide	2-6	0-1	4-4	0	4	5	8	0	2	1	0	1	32
Team					5	2	7							
Totals		11-54	3-14	17-23	11	26	37	22	42	6	18	5	8	200
1st	FG % 4-14 28.6%	2nd	3-11 27.3%	3rd	1-11 9.1%	4th	3-10 30.0%	Game		11-54 20.4%	Rebounds	Def	Off	5
	3P % 1-4 25.0%		0-11 0.0%		2-2 100.0%		6-4 100.0%		11-23 47.8%					

Officials: Bryan Entlerine, Carla Fountain, Judy Cantrell
Technical fouls: Georgia-Costa, Simone, Kentucky-Roper, Jaide.
Attendance: 3782

Score by periods	1st	2nd	3rd	4th	Total
Georgia	15	11	9	22	56
UK	10	14	5	13	42

Last FG - UK 4th-02:42, UK 4th-01:14.
Largest lead - UK by 15, 4th-02:42, UK by 2, 1st-04:01.
UK led for 29:35, UK led for 06:11, Game was tied for 04:04.

Points	In	Off	2nd	Fast	Bench
UK	Paint	T/O	Chance	Break	
42	22	17	12	4	14

Score tied - 7 times.
Lead changed - 12 times.

18 KENTUCKY 56, FLORIDA 53 - FINAL

Jan. 11, 2018 • Gainesville, Fla. (Exactech Arena)



Official Basketball Box Score - Game Totals - Final Statistics
Kentucky vs Florida
01/11/18 7 pm ET at Gainesville, Fla. Exactech Arena



Kentucky 56 = 9-9, 1-3 SEC

#	Player	Total		3-Ptr		Rebounds		PF	TP	A	TO	Blk	Stl	Min
		FG	FGA	FG	FGA	Off	Def							
34	Wyatt, Tatyana	f 3-11	0-2	0-0	0	6	6	2	6	0	2	0	0	33
06	Rice, Alyssa	c 0-2	0-0	0-0	0	2	3	1	0	0	0	0	0	18
22	Canan, Makenzie	0 2-4	0-1	1-2	1	5	6	0	5	2	1	0	1	20
04	Morris, Maci	0 1-2	1-1	0-0	0	0	0	3	1	0	0	0	0	15
24	Murray, Taylor	0 8-12	2-2	1-1	3	3	6	2	19	2	2	1	3	37
02	Poffenberger, Paige	0 0-0	0-0	1-2	0	1	1	0	1	0	1	0	0	3
03	McKinney, KeKe	0 2-2	0-1	0-0	1	0	0	0	0	1	0	0	0	7
12	Paschal, Amanda	5-8	2-3	0-0	0	0	0	1	12	1	1	0	2	21
20	Harrison, Dorie	3-7	0-0	1-2	1	4	5	1	7	2	2	0	0	22
32	Roper, Jaide	1-7	1-2	0-0	1	5	6	1	3	1	2	0	0	24
Team					2	0	2							
Totals		23-55	6-12	4-7	10	26	38	10	53	10	12	1	6	200
1st	FG % 5-15 33.3%	2nd	4-13 30.8%	3rd	7-15 46.7%	4th	7-12 58.3%	Game		23-55 41.8%	Rebounds	Def	Off	3
	3P % 4-0 0.0%		4-0 0.0%		1-2 50.0%		1-3 33.3%							

2017-18 GAME REVIEWS

20

KENTUCKY 64, #10 SOUTH CAROLINA 81 - FINAL

Jan. 21, 2018 • Lexington, Ky. (Rupp Arena)



Official Basketball Box Score - Game Totals - Final Statistics
South Carolina vs Kentucky
01/21/18 12:02pm at Rupp Arena, Lexington, Ky.



South Carolina 81 • 16-3, 5-2 SEC

#	Player	Total			3-Ptr			Rebounds			PF	TP	A	T	Bk	Sl	Min
		FG	FGA	FT	FGA	FT	FTA	Off	Def	Total							
24	Grassett, Lede	f	0-3	0-0	1-2	2	4	6	4	1	3	2	1			26	
38	Jennings, Alexis	f	7-10	0-0	3-4	3	4	7	3	17	1	2	2	0		30	
04	Cliney, Doniyah	g	4-7	0-1	1-2	0	0	0	2	9	5	1	0	1		37	
10	Jackson, Bianca	g	3-8	2-4	0-0	0	4	4	3	8	0	2	0	0		33	
62	Harris, Tyasha	g	5-8	1-2	1-2	1	1	2	1	13	3	0	1			34	
00	Patrick, Victoria	g	3-5	2-4	0-0	0	2	2	2	8	2	4	0			16	
22	Wilson, A'Ja	g	10-12	1-1	5-8	2	6	8	2	26	1	2	4	3		21	
23	Williams, Ladazhia	g	0-0	0-0	0-0	0	0	0	0	0	0	0	0	0		3	
	Team					1	4	5									
	Totals		32-53	6-12	11-18	9	25	34	17	81	23	17	8	6		200	

1st- FG %	4-16	25.0%	2nd-	7-13	53.8%	3rd-	8-11	72.7%	4th-	10-13	76.9%	Game-	30-53	56.6%	Deadball	
3Pt %	1-2	50.0%	FT %	3-4	75.0%	Reb %	3-4	42.9%	Off	5-1	20.0%	Def	3-1	11.1%	Rebounds	7
PF %	8-8	100%														

Kentucky 64 • 9-11, 1-5 SEC

#	Player	Total			3-Ptr			Rebounds			PF	TP	A	T	Bk	Sl	Min
		FG	FGA	FT	FGA	FT	FTA	Off	Def	Total							
03	McKinney, KeKe	f	5-12	1-3	1-1	5	2	7	3	12	1	2	2	1		32	
22	Cann, Makenzie	f	1-7	1-5	0-0	0	2	2	1	3	0	1	0	1		36	
46	Rice, Alyssa	c	0-1	0-0	0-2	4	1	5	2	0	1	2	0	0		16	
04	Morris, Maci	g	6-15	2-5	5-5	0	1	1	3	15	4	2	0	2		30	
14	Murray, Taylor	g	7-15	1-4	2-2	0	2	2	1	17	2	4	0	1		40	
12	Paschal, Amanda	g	0-0	0-0	0-0	1	0	1	0	0	0	0	0	0		4	
20	Harrison, Dorie	g	4-11	0-0	3-5	3	4	7	3	11	0	3	1	1		30	
32	Roper, Jaida	g	1-1	0-0	0-0	0	0	0	1	2	3	1	0	0		12	
	Team					2	0	2	1								
	Totals		24-62	5-17	11-15	15	12	27	15	64	11	16	3	6		200	

1st- FG %	5-14	35.7%	2nd-	4-13	30.8%	3rd-	10-22	45.5%	4th-	5-13	38.5%	Game-	24-62	38.7%	Deadball	
3Pt %	1-4	25.0%	FT %	1-2	50.0%	Reb %	3-4	26.3%	Off	3-17	29.4%	Def	3-10	27.3%	Rebounds	2
PF %	1-2	50.0%														

Officials: Mark Zentz, Michael McConnell, Carla Fountain
Technical fouls: South Carolina-None, Kentucky-TEAM
Attendance: 6521

Score by periods	1st	2nd	3rd	4th	Total
South Carolina	13	21	25	22	81
Kentucky	12	8	16	6	64

Lead FG - SC 4th-01:53, UK 4th-03:14.
Largest lead - SC by 22 4th-02:49, UK by 2 1st-00:46.
SC led for 36:00. UK led for 02:12. Game was tied for 02:42.

Points	In	Off	2nd	Free	Bench
28	Paint	T/O	Chance	Break	
UK	4	2	17	8	13
SC	2	3	18	8	13

Score tied - 9 times.
Lead changed - 6 times.

22

KENTUCKY 76, ARKANSAS 65 - FINAL

Jan. 29, 2018 • Fayetteville, Ark. (Bud Walton Arena)



Official Basketball Box Score - Game Totals - Final Statistics
Kentucky vs ARKANSAS
01/29/18 7:00pm at Fayetteville, Ark. (Bud Walton Arena)



Kentucky 76 • 11-11, 3-5 SEC

#	Player	Total			3-Ptr			Rebounds			PF	TP	A	T	Bk	Sl	Min
		FG	FGA	FT	FGA	FT	FTA	Off	Def	Total							
03	McKinney, KeKe	f	3-5	0-0	0-0	3	9	12	4	6	2	3	1	2		27	
46	Rice, Alyssa	c	1-2	0-0	2-4	1	2	3	4	4	1	1	0	1		17	
04	Morris, Maci	g	4-12	1-3	2-2	1	1	2	1	11	0	1	0	0		28	
22	Cann, Makenzie	g	5-9	2-5	0-1	1	1	2	0	12	2	0	0	2		31	
14	Murray, Taylor	g	2-5	2-2	4-5	0	0	1	1	12	7	2	0	2		36	
00	Halsel, LaShae	g	0-0	0-0	0-0	0	0	0	0	0	0	0	0	0		1	
02	Poffenberger, Paige	g	0-0	0-0	0-0	0	0	0	0	0	0	0	0	0		1	
12	Paschal, Amanda	g	5-10	0-1	0-0	1	2	3	2	10	0	1	0	2		22	
20	Harrison, Dorie	g	5-14	0-0	6-6	2	2	4	3	16	0	3	1	2		23	
32	Roper, Jaida	g	1-2	0-0	3-4	0	2	2	2	5	2	1	0	1		14	
	Team					4	2	6									
	Totals		27-59	5-11	17-22	13	22	35	17	76	14	13	2	12		200	

1st- FG %	8-18	44.4%	2nd-	7-16	43.8%	3rd-	6-15	40.0%	4th-	3-12	25.0%	Game-	27-59	45.8%	Deadball	
3Pt %	1-4	25.0%	FT %	1-2	50.0%	Reb %	3-4	26.3%	Off	3-17	29.4%	Def	3-10	27.3%	Rebounds	3
PF %	8-8	100%														

ARKANSAS 65 • 11-11, 2-7 SEC

#	Player	Total			3-Ptr			Rebounds			PF	TP	A	T	Bk	Sl	Min
		FG	FGA	FT	FGA	FT	FTA	Off	Def	Total							
30	WILLIAMS, KIARA	f	3-7	0-0	0-1	4	3	7	2	6	0	0	1	0		19	
22	ZIMMERMAN, BAILEY	f	2-6	2-4	2-2	3	2	5	1	8	3	5	0	2		30	
03	MONK, MALICA	g	2-10	1-6	6-6	0	2	2	3	11	6	2	1	0		35	
14	MASON, JAILYN	g	4-10	3-6	2-2	1	2	3	1	13	1	1	0	0		34	
21	COSPER, DEVIN	g	6-12	3-6	2-2	2	3	5	3	17	1	4	1	0		26	
04	NORTHCROSS-BAKER,	g	1-5	0-3	1-2	0	3	3	1	5	2	7	0	0		14	
04	SWENSON, KEIRYN	g	1-3	1-2	0-0	0	1	1	0	2	2	0	0	0		10	
20	STOUT, SYDNEY	g	0-1	0-0	0-0	0	0	0	0	0	0	0	0	0		6	
24	THOMAS,TAYLAH	g	2-2	0-0	0-0	0	1	1	3	4	0	1	0	1		16	
30	WEAVER, MACY	g	0-0	0-0	1-2	1	0	1	4	1	0	1	0	0		10	
	Team					3	2	5	1								
	Totals		21-56	9-28	14-17	14	19	33	19	65	15	18	3	3		200	

1st- FG %	5-13	38.5%	2nd-	3-11	27.3%	3rd-	6-17	35.3%	4th-	5-19	26.3%	Game-	21-56	37.5%	Deadball	
3Pt %	2-4	50.0%	FT %	1-4	25.0%	Reb %	3-4	26.3%	Off	3-17	29.4%	Def	3-10	27.3%	Rebounds	2
PF %	2-2	100%														

Officials: Beverly Roberts, Bryan Entenriem, Susan Blauch
Technical fouls: Kentucky-None, ARKANSAS-TEAM
Attendance: 1313
Estimated Actual Attendance: 771

Score by periods	1st	2nd	3rd	4th	Total
Kentucky	21	22	21	12	76
ARKANSAS	14	12	15	24	65

Lead FG - UK 4th-01:54, AR 4th-00:45.
Largest lead - UK by 20 3rd-02:51, AR by 6 1st-00:09.
UK led for 35:20. AR led for 02:45. Game was tied for 01:45.

Points	In	Off	2nd	Free	Bench
28	Paint	T/O	Chance	Break	
UK	20	17	9	8	10
AR	17	17	9	8	10

Score tied - 2 times.
Lead changed - 2 times.

21

KENTUCKY 79, ALABAMA 54 - FINAL

Jan. 25, 2018 • Lexington, Ky. (Memorial Coliseum)



Official Basketball Box Score - Game Totals - Final Statistics
Alabama vs Kentucky
01/25/18 7:00pm at Memorial Coliseum, Lexington, Ky.



Alabama 54 • 14-7, 4-4 SEC

#	Player	Total			3-Ptr			Rebounds			PF	TP	A	T	Bk	Sl	Min
		FG	FGA	FT	FGA	FT	FTA	Off	Def	Total							
01	Bolton,Quantrina	f	2-5	1-1	2-2	1	4	5	2	7	3	1	0	1		18	
00	Lewis, Jordan	g	2-5	2-3	1-2	0	2	2	2	7	2	0	0	0		29	
11	Cook,Hannah	g	1-8	0-5	2-2	1	1	2	4	4	2	2	0	0		28	
20	Williams, Ashley	g	6-6	0-0	3-4	2	1	3	0	15	2	4	0	0		33	
23	Wade,Shaquera	g	3-10	1-4	0-0	2	0	2	1	7	1	1	0	1		23	
02	Richardson, Amber	g	0-1	0-0	0-0	0	0	0	0	0	0	0	0	0		4	
06	de Silva,Alana	g	1-2	1-1	0-0	0	1	1	0	2	1	1	0	0		8	
10	Ruffin, Jada	g	0-0	0-0	0-0	0	0	0	0	0	0	0	0	0		6	
13	Knight, Coco	g	0-0	0-0	0-0	0	0	0	0	0	0	0	0	0		1	
16	Knight, Meeshonti	g	2-9	0-3	1-2	1	1	2	1	3	0	1	0	0		21	
22	Capeland, Anyiah	g	0-0	0-0	0-0	0	0	0	1	0	0	0	0	0		1	
25	Knight, Ashley	g	3-3	0-0	0-0	1	3	4	3	4	1	1	0	0		26	
40	Walker, Jasmine	g	1-2	0-1	0-0	0	0	0	0	2	0	0	0	0		8	
	Team					3	2	5									
	Totals		20-51	5-18	9-12	11	13	26	13	54	13	16	2	2		200	

1st- FG %	8-14	57.1%	2nd-	4-14	28.6%	3rd-	6-14	42.9%	4th-	3-8	37.5%	Game-	20-51	39
-----------	------	-------	------	------	-------	------	------	-------	------	-----	-------	-------	-------	----

2017-18 GAME REVIEWS

24

KENTUCKY 70, LSU 72 - FINAL

Feb. 4, 2018 • Lexington, Ky. (Rupp Arena)



Official Basketball Box Score - Game Totals - Final Statistics
 LSU vs Kentucky
 02/04/18 12:02pm at Rupp Arena, Lexington, Ky.



LSU 72 = 15-6, 7-3 SEC

#	Player	Total			3-Ptr			Rebounds			PF	TP	A	TO	BLK	STL	Min
		FG	FGA	FT	FTA	OFF	DEF	TOT									
05	Mitchell, Ayana	f	5-9	0-0	3-4	5	7	12	1	13	3	2	0	2	37		
24	Aifewa, Foussine	f	4-6	0-0	2-2	3	3	6	2	10	2	3	3	0	24		
00	Jackson, Chloe	g	8-17	0-4	1-2	4	2	6	4	17	2	4	1	3	40		
11	Louis, Raigyne	g	6-17	2-5	6-7	1	2	3	2	20	7	2	0	3	39		
13	Richard-Harris, J.	g	1-5	0-3	0-0	2	1	3	1	2	0	0	0	0	26		
02	Norton, Shamica	g	0-1	0-0	2-2	0	0	0	2	6	0	0	1	11			
03	Poehler, Kayla	g	2-4	0-2	0-0	0	0	0	1	4	0	1	0	1	10		
04	Farley, Raven	g	0-1	0-0	0-0	2	0	2	1	0	1	0	0	0	5		
30	Cherry, Jalin	g	2-3	0-1	0-0	0	0	0	0	4	0	0	0	0	8		
Team						1	2	3									
Totals			28-63	2-15	14-17	18	17	35	12	72	17	12	4	0	200		

1st	FG %	3-15	42.9%	2nd	FG %	10-19	52.6%	3rd	FG %	6-14	42.9%	4th	FG %	6-13	46.2%	Game	28-63	44.4%	Double	
	3PT %	0-4	0.0%		3PT %	1-5	20.0%		3PT %	1-4	25.0%		3PT %	1-3	33.3%		2-15	13.3%	Rebound	3
	FT %	4-4	100.0%		FT %	4-4	100.0%		FT %	4-4	100.0%		FT %	4-4	100.0%		14-17	82.4%		2.2

Kentucky 70 = 12-12, 4-6 SEC

#	Player	Total			3-Ptr			Rebounds			PF	TP	A	TO	BLK	STL	Min
		FG	FGA	FT	FTA	OFF	DEF	TOT									
03	McKinney, KeKe	f	4-5	2-3	0-0	1	2	3	5	10	2	3	1	0	34		
22	Cann, Makenzie	f	1-6	1-5	2-2	0	3	3	1	5	3	2	0	2	25		
46	Rice, Alyssa	c	2-3	0-0	1-1	0	2	2	3	5	0	2	0	0	23		
04	Morris, Maci	g	6-14	3-6	2-2	0	2	2	1	17	4	2	0	0	32		
24	Murray, Taylor	g	7-13	0-2	2-2	1	0	1	2	16	6	4	0	1	40		
12	Paschal, Amanda	g	4-6	1-2	1-3	2	2	4	1	10	4	1	0	1	26		
34	Wyatt, Tatyana	g	1-1	0-0	0-0	1	2	3	2	2	1	0	0	0	8		
20	Harrison, Dorie	g	2-4	0-0	1-1	0	1	1	2	5	0	1	1	0	12		
Team						0	4	4									
Totals			27-52	7-18	9-11	5	18	23	17	70	20	15	2	4	200		

1st	FG %	3-15	20.0%	2nd	FG %	6-11	54.5%	3rd	FG %	4-11	36.4%	4th	FG %	10-18	55.6%	Game	27-52	51.9%	Double	
	3PT %	0-4	0.0%		3PT %	1-3	33.3%		3PT %	2-4	50.0%		3PT %	7-14	50.0%		7-18	38.9%	Rebound	3
	FT %	1-1	100.0%		FT %	2-2	100.0%		FT %	2-2	100.0%		FT %	4-4	100.0%		9-11	81.8%		3

Officials: William L. Smith, Bill Larrance, Missy Brooks
 Technical fouls: LSU-None, Kentucky-Rene.
 Attendance: 4521

Score by periods	1st	2nd	3rd	4th	Total
LSU	16	22	13	21	72
Kentucky	5	21	17	27	70

Lead FG - LSU 4th-01:16, UK 4th-00:27.
 Largest lead - LSU by 19 4th-01:16, UK None.
 LSU led for 36:36, UK led for 00:00. Game was tied for 01:03.

26

KENTUCKY 55, #2 MISSISSIPPI STATE 74 - FINAL

Feb. 11, 2018 • Starkville, Miss. (Humphrey Coliseum)



Official Basketball Box Score - Game Totals - Final Statistics
 Kentucky vs Mississippi State
 02/11/18 1:02 p.m. at Starkville, Miss. (Humphrey Coliseum)



Kentucky 55 = 12-14 (4-8 SEC)

#	Player	Total			3-Ptr			Rebounds			PF	TP	A	TO	BLK	STL	Min
		FG	FGA	FT	FTA	OFF	DEF	TOT									
03	McKinney, KeKe	f	1-3	1-3	0-0	1	4	5	3	3	1	3	0	0	29		
46	Rice, Alyssa	c	0-0	0-0	0-2	0	2	2	0	0	0	0	0	0	10		
04	Morris, Maci	g	7-15	2-5	5-5	1	3	4	5	21	2	4	0	0	31		
22	Cann, Makenzie	g	1-2	1-2	0-0	0	1	1	3	0	1	0	0	0	22		
24	Murray, Taylor	g	2-9	1-2	2-2	1	2	3	5	7	2	5	1	2	29		
32	Paschal, Amanda	g	2-5	0-0	3-3	1	1	2	1	7	1	2	0	0	24		
34	Wyatt, Tatyana	g	1-5	0-2	1-2	4	3	7	3	3	0	0	0	0	16		
20	Harrison, Dorie	g	4-12	0-0	0-0	2	7	9	2	8	0	2	2	0	28		
32	Roper, Jaide	g	1-1	1-1	0-0	1	1	2	2	3	2	1	0	0	11		
Team						3	1	4									
Totals			19-52	6-15	11-14	14	25	39	22	55	8	19	3	2	200		

1st	FG %	3-7	42.9%	2nd	FG %	7-18	38.9%	3rd	FG %	4-12	33.3%	4th	FG %	11-25	44.0%	Game	19-52	36.5%	Double	
	3PT %	0-0	0.0%		3PT %	1-3	33.3%		3PT %	1-3	33.3%		3PT %	4-11	36.4%		6-15	40.0%	Rebound	1.1
	FT %	4-4	100.0%		FT %	4-4	100.0%		FT %	4-4	100.0%		FT %	11-14	78.6%		11-14	78.6%		1.1

Mississippi State 74 = 26-0 (12-0 SEC)

#	Player	Total			3-Ptr			Rebounds			PF	TP	A	TO	BLK	STL	Min
		FG	FGA	FT	FTA	OFF	DEF	TOT									
16	Teaira McCowan	c	7-11	0-0	7-10	10	6	16	3	21	0	3	3	2	34		
03	Blair Schaefer	g	2-7	2-7	0-0	0	2	2	1	6	2	0	0	1	40		
02	Morgan Williams	g	2-4	1-1	1-2	0	2	4	6	8	0	1	1	27			
11	Roshunda Johnson	g	6-12	5-8	0-0	0	0	0	2	17	2	1	0	1	33		
36	Victoria Vivians	g	8-21	1-5	6-6	2	5	7	1	23	2	2	0	2	40		
00	Jazzmun Holmes	g	0-2	0-0	1-2	0	2	2	1	2	1	1	1	1	13		
24	Jordan Danberry	g	0-2	0-0	0-0	0	1	1	3	0	1	0	1	0	7		
26	Zion Campbell	g	0-2	0-0	0-0	0	1	1	1	0	1	0	1	0	6		
Team						0	2	2									
Totals			25-61	9-21	15-20	12	21	33	16	74	18	7	6	8	200		

1st	FG %	6-16	37.5%	2nd	FG %	7-15	46.7%	3rd	FG %	4-12	33.3%	4th	FG %	25-41	61.0%	Game	25-61	41.0%	Double	
	3PT %	3-8	37.5%		3PT %	2-3	66.7%		3PT %	0-2	0.0%		3PT %	9-21	42.9%		9-21	42.9%	Rebound	3
	FT %	3-4	75.0%		FT %	2-3	66.7%		FT %	2-3	66.7%		FT %	15-20	75.0%		15-20	75.0%		3

Officials: Sue Beach, Brian Garland, Greg Cross
 Technical fouls: Kentucky-None, Mississippi State-None.
 Attendance: 9500

Score by periods	1st	2nd	3rd	4th	Total
Kentucky	14	21	12	55	
Mississippi State	22	18	16	74	

Lead FG - UK 4th-01:26, MS 4th-00:15.
 Largest lead - UK None, MS by 19 4th-01:41.
 UK led for 00:00, MS led for 38:44. Game was tied for 01:02.

Notables: Kentucky's 55 points were the most allowed by a Mississippi State opponent in their last seven games ... The Wildcats out rebounded the Bulldogs 39-33 in the contest ... UK's bench outscored Mississippi State's, 21-1 ... Junior guard Maci Morris led UK in scoring for the 15th time this season with 21 points, moving her to 27th on Kentucky's all-time scoring list with 1,074 career points.

25

KENTUCKY 78, #15 MISSOURI 83 - FINAL

Feb. 8, 2018 • Columbia, Mo. (Mizzou Arena)



Official Basketball Box Score - Game Totals - Final Statistics
 Kentucky vs No. 15 Missouri
 02/08/18 8 p.m. at Mizzou Arena



Kentucky 78 = 12-13 (4-7)

#	Player	Total			3-Ptr			Rebounds			PF	TP	A	TO	BLK	STL	Min
		FG	FGA	FT	FTA	OFF	DEF	TOT									
03	McKinney, KeKe	f	3-6	0-1	1-1	1	2	3	5	7	0	1	0	1	27		
04	Morris, Maci	f	9-17	3-5	1-2	1	2	4	22	0	2	0	0	0	32		
22	Cann, Makenzie	f	2-4	0-3	0-0	0	0	0	2	3	2	0	0	0	23		
24	Murray, Taylor	g	8-16	1-2	6-9	2	4	6	3	23	4	1	0	3	39		
46	Rice, Alyssa	c	0-2	0-0	0-0	1	0	1	2	0	0	2	2	1	17		
32	Paschal, Amanda	g	1-3	0-1	0-0	0	0	0	0	2	0	0	0	1	13		
34	Wyatt, Tatyana	g	1-3	1-3	3-3	1	0	1	4	6	0	0	0	1	18		
20	Harrison, Dorie	g	6-7	0-0	0-0	2	2	4	3	12	0	1	0	0	23		
32	Roper, Jaide	g	0-2	0-1	0-0	0	0	0	0	0	0	0	0	0	8		
Team						3	0	3									
Totals			30-60														

2017-18 GAME REVIEWS

28

KENTUCKY 63, #8 SOUTH CAROLINA 81 - FINAL

Feb. 18, 2018 • Columbia, S.C. (Colonial Life Arena)



Official Basketball Box Score - Game Totals - Final Statistics
Kentucky vs. South Carolina
02/18/18 3 p.m. at Columbia, S.C. Colonial Life Arena



Kentucky 63 • 13-15 (5-9 SEC)

#	Player	Total		3-Ptr		Rebounds		PF	TP	A	TO	Bk	Stl	Min
		FG	FGA	FG	FGA	FT	FTA							
03	McKinney, KeKe	1	0-2	0-1	1-2	1	4	5	4	1	0	1	1	18
04	Rice, Alyssa	c	2-6	0-0	2-2	2	1	3	4	6	1	2	2	25
04	Morris, Maci	c	13-23	5-9	4-4	1	0	1	3	35	0	3	0	39
22	Cann, Makenzie	g	3-5	1-3	2-2	1	1	2	1	9	0	2	0	25
24	Murray, Taylor	g	1-6	0-0	0-0	0	3	3	1	2	2	2	0	33
32	Paschal, Amanda	g	1-2	0-0	0-0	0	0	0	2	1	1	0	1	18
34	Wyatt, Tatyana	g	2-7	0-5	4-5	3	2	5	1	8	0	1	0	21
20	Harrison, Dorie	g	0-2	0-0	0-0	0	1	1	3	0	2	0	1	15
32	Roper, Jaida	g	0-0	0-0	0-0	0	2	2	1	0	1	3	0	6
Team						3	4	7						
Totals			22-57	6-18	13-15	11	18	29	18	63	5	18	3	6

1st FG %:	8-18	44.4%	2nd FG %:	2-11	18.2%	3rd FG %:	7-17	41.2%	4th FG %:	5-9	55.6%	Game:	22-57	38.6%	Deadball	
3Pt %:	1-3	33.3%	Reb %:	2-2	100.0%	FT %:	4-4	100.0%	Off Reb %:	3-9	33.3%	Def Reb %:	13-15	86.7%	Rebounds	0

South Carolina 81 • 22-5 (11-3 SEC)

#	Player	Total		3-Ptr		Rebounds		PF	TP	A	TO	Bk	Stl	Min
		FG	FGA	FG	FGA	FT	FTA							
22	Wilson, A'ja	r	9-16	0-0	11-12	3	6	9	2	29	5	1	1	26
36	Jennings, Alexis	r	2-6	0-0	2-2	1	2	3	2	6	0	2	3	20
06	Cliney, Daviyah	g	3-3	0-0	2-2	0	0	0	1	8	3	2	0	17
10	Jackson, Bianca	g	4-8	4-5	0-0	0	4	4	3	12	5	3	1	36
02	Harris, Tyasha	g	2-2	2-2	0-0	0	2	0	8	7	3	0	3	28
00	Patrick, Victoria	g	0-3	0-1	0-0	1	2	3	0	1	2	0	0	22
21	Herbert Hamgen, M.	g	3-8	0-1	4-5	1	4	5	2	10	0	1	2	17
23	Williams, LaciZhia	g	1-1	0-0	0-0	1	0	1	2	0	0	0	0	5
24	Grissett, Lela	g	2-6	0-0	2-2	2	2	4	3	6	0	2	0	19
Team						1	1	2						
Totals			26-53	6-9	23-25	10	23	33	14	81	21	16	7	9

1st FG %:	7-12	58.3%	2nd FG %:	6-13	46.2%	3rd FG %:	4-13	30.8%	4th FG %:	2-5	40.0%	Game:	26-53	49.1%	Deadball	
3Pt %:	0-2	0.0%	Reb %:	2-3	66.7%	FT %:	4-4	100.0%	Off Reb %:	1-4	25.0%	Def Reb %:	23-23	100.0%	Rebounds	1,1

Officials: Lisa Mazzinghi, Bryan Estarline, Darren McClure
Technical fouls: Kentucky-None, South Carolina-None.
Attendance: 14995

Score by periods	1st	2nd	3rd	4th	Total
Kentucky	18	18	19	6	63
South Carolina	19	19	29	14	81

Last FG - UK 4th-00:42, SC 4th-03:06.
Largest lead - UK by 2 1st-09:25, SC by 29 4th-06:56.
UK led for 04:35, SC led for 33:40. Game was tied for 01:43.

Notables: Maci Morris and A'ja Wilson traded baskets in the first quarter as Morris ended the first stanza with 10 points and Wilson led all scorers with 11... South Carolina scored the final three points of the first quarter and the first 11 of the second quarter for a 14-0 run to take control of the game... Morris led all scorers in the game with a career-high 35 points on 13-of-23 shooting.

29

KENTUCKY 79, OLE MISS 71 - FINAL

Feb. 22, 2018 • Oxford, Miss. (The Pavilion at Ole Miss)



Official Basketball Box Score - Game Totals - Final Statistics
Kentucky vs. Ole Miss
02-23-18 7:30 p.m. at Oxford, Miss. (The Pavilion at Ole Miss)



Kentucky 79 • 14-15, 6-9 SEC

#	Player	Total		3-Ptr		Rebounds		PF	TP	A	TO	Bk	Stl	Min
		FG	FGA	FG	FGA	FT	FTA							
03	McKinney, KeKe	*	3-7	0-1	3-4	3	3	6	2	9	2	0	0	22
04	Morris, Maci	*	8-15	2-6	2-2	0	1	1	2	20	2	2	0	36
22	Cann, Makenzie	*	3-7	3-5	0-0	0	7	7	2	9	1	1	0	22
24	Murray, Taylor	*	4-8	0-1	4-4	0	3	3	2	12	10	3	0	36
46	Rice, Alyssa	*	1-2	0-0	0-0	1	1	1	4	2	0	0	2	12
32	Paschal, Amanda	*	1-4	0-0	4-4	4	1	5	1	6	4	1	0	21
34	Wyatt, Tatyana	*	3-5	1-1	1-4	1	0	1	3	8	0	0	0	21
20	Harrison, Dorie	*	4-8	0-0	5-6	4	4	1	4	13	0	1	0	24
32	Roper, Jaida	*	0-1	0-0	0-0	0	1	1	0	0	2	1	0	6
Team						2	2	4						
Totals			27-57	6-14	19-25	11	22	33	18	79	19	11	3	9

1st FG %:	8-16	50.0%	2nd FG %:	5-11	45.5%	3rd FG %:	5-15	33.3%	4th FG %:	5-15	33.3%	Game:	27-57	47.4%	Deadball	
3Pt %:	1-3	33.3%	Reb %:	6-3	66.7%	FT %:	4-4	100.0%	Off Reb %:	2-4	50.0%	Def Reb %:	25-25	100.0%	Rebounds	4,1

Ole Miss 71 • 11-17, 1-14 SEC

#	Player	Total		3-Ptr		Rebounds		PF	TP	A	TO	Bk	Stl	Min
		FG	FGA	FG	FGA	FT	FTA							
00	Nixon, Chyna	*	3-5	0-0	0-0	2	1	3	0	6	3	1	0	1
01	Glover, Bryce	*	2-4	0-0	0-0	4	3	7	5	4	3	3	0	26
20	Muldermann, Madriwah	*	6-18	5-12	4-4	1	1	4	4	21	5	3	0	36
25	Alston, Alissa	*	2-8	2-5	1-2	1	2	3	7	8	4	0	4	39
42	Gibson, Shelby	*	6-9	0-0	2-2	0	2	2	4	14	0	3	1	17
32	Johnson, Barbara	*	1-2	1-1	0-0	0	1	1	1	3	0	0	0	8
32	Rodgers, Kate	*	3-5	0-0	2-4	2	3	5	3	8	2	0	0	14
44	Lewis, Torri	*	2-4	2-4	0-0	0	1	1	2	6	3	1	0	27
09	Taylor, Promise	*	1-3	0-0	0-1	0	1	4	3	2	0	1	2	22
Team						2	2	5						
Totals			26-58	10-22	9-13	12	21	33	25	71	24	17	3	7

1st FG %:	6-15	40.0%	2nd FG %:	5-15	33.3%	3rd FG %:	6-14	42.9%	4th FG %:	2-4	50.0%	Game:	26-58	44.8%	Deadball	
3Pt %:	3-5	60.0%	Reb %:	17	62.3%	FT %:	2-4	50.0%	Off Reb %:	4-4	100.0%	Def Reb %:	3-3	66.7%	Rebounds	3

Officials: Tina Napier, Douglas Knight, Billy Smith
Technical fouls: Kentucky-None, Ole Miss-None.
Attendance: 1141

Score by periods	1st	2nd	3rd	4th	Total
Kentucky	19	25	17	18	79
Ole Miss	18	13	20	10	61

Last FG - UK 4th-02:05, OM 4th-00:02.
Largest lead - UK by 16 3rd-04:45, OM by 6 1st-02:44.
UK led for 33:20, OM led for 03:58. Game was tied for 02:45.

Notables: Kentucky took a one point lead just before the end of the first quarter and never trailed again in the game... UK went on an 18-2 run across the first and second quarters to stretch its lead... Maci Morris scored 20+ points for the fifth consecutive game, becoming the first Wildcat since Kim Denkins in the 1995-96 season to have five or more consecutive SEC games with 20+ points.

30

KENTUCKY 63, #2 MISSISSIPPI STATE 85 - FINAL

Feb. 25, 2018 • Lexington, Ky. (Memorial Coliseum)



Official Basketball Box Score - Game Totals - Final Statistics
Mississippi State vs. Kentucky
02/25/18 12:00pm at Memorial Coliseum, Lexington, Ky.



Mississippi State 85 • 30-0, 16-0 SEC

#	Player	Total		3-Ptr		Rebounds		PF	TP	A	TO	Bk	Stl	Min
		FG	FGA	FG	FGA	FT	FTA							
18	Tsaris McCowan	c	8-17	0-0	4-7	11	9	20	3	20	2	2	5	30
01	Dleir Schaefer	c	4-8	4-8	0-0	2	2	12	3	0	0	0	0	33
02	Morgan William	g	0-2	0-1	0-0	0	0	0	2	0	4	1	0	15
11	Roshunda Johnson	g	6-9	3-3	0-0	0	2	1	15	3	1	0	0	36
06	Victoria Vivians	g	8-18	1-3	1-2	4	6	10	2	18	5	3	0	29
14	Jazzmun Holmes	g	2-5	0-0	0-0	0	0	0	1	4	5	0	0	25
20	Nyah Tate	g	1-1	0-0	0-0	0	1	1	0	2	0	0	0	2
24	Jordan Danberry	g	1-1	0-0	0-1	0	0	0	2	1	1	0	0	4
28	Zion Campbell	g	1-1	0-0	0-0	0	0	3	2	0	0	0	0	7
08	Chloe Bibby	g	4-5	2-3	0-0	1	1	2	2	10	1	2	0	19
Team						2	1	3						
Totals			35-67	10-18	5-10	18	22	40	16	85	24	13	5	4

1st FG %:	8-18	44.4%	2nd FG %:	10-13	76.9%	3rd FG %:	7-13	53.8%	4th FG %:	8-14	57.1%	Game:	35-67	52.3%	Deadball	
3Pt %:	4-4	100.0%	Reb %:	2-3	66.7%	FT %:	5-5	100.0%	Off Reb %:	3-5	60.0%	Def Reb %:	10-10	100.0%	Rebounds	4

Kentucky 63 • 14-16, 6-10 SEC

#	Player
---	--------



Kentucky Women's Basketball
Kentucky Combined Team Statistics (as of Mar 01, 2018)
All games



RECORD:	OVERALL	HOME	AWAY	NEUTRAL
ALL GAMES	15-16	9-7	5-9	1-0
CONFERENCE	6-10	3-5	3-5	0-0
NON-CONFERENCE	9-6	6-2	2-4	1-0

#	Player	gp-gs	min	avg	Total		3-Point		F-Throw		Rebounds				pf	dq	a	to	blk	stl	pts	avg
					fg-fga	fg%	3fg-fga	3fg%	ft-fga	ft%	off	def	tot	avg								
04	Morris, Maci	30-30	903	30.1	193-396	.487	74-155	.477	64-76	.842	16	93	109	3.6	71	2	55	68	16	36	524	17.5
24	Murray, Taylor	31-31	1037	33.5	124-290	.428	19-54	.352	87-104	.837	36	96	132	4.3	64	1	133	58	3	66	354	11.4
14	Wyatt, Tatyana	23-4	385	16.7	56-134	.418	14-45	.311	30-43	.698	35	46	81	3.5	47	1	7	21	8	8	156	6.8
20	Harrison, Dorie	31-8	514	16.6	81-208	.389	0-0	.000	48-72	.667	42	78	120	3.9	68	2	14	47	25	16	210	6.8
45	Rice, Alyssa	31-31	677	21.8	85-175	.486	0-0	.000	36-63	.571	75	108	183	5.9	89	2	26	41	36	13	206	6.6
22	Cann, Makenzie	31-30	825	26.6	68-192	.354	45-133	.338	19-21	.905	20	87	107	3.5	34	1	55	29	3	21	200	6.5
32	Roper, Jaida	29-2	529	18.2	48-130	.369	14-38	.368	33-50	.660	10	45	55	1.9	47	1	57	46	7	16	143	4.9
03	McKinney, KeKe	30-17	601	20.0	52-136	.382	13-48	.271	23-30	.767	45	65	110	3.7	61	2	20	45	14	20	140	4.7
12	Paschal, Amanda	29-1	465	16.0	48-113	.425	5-21	.238	26-41	.634	28	31	59	2.0	20	0	38	21	0	11	127	4.4
23	Roach, Kameron	15-0	109	7.3	10-26	.385	0-4	.000	4-4	1.000	1	6	7	0.5	13	0	4	15	1	3	24	1.6
15	Hardin, Jessica	13-1	59	4.5	5-16	.313	4-13	.308	1-2	.500	0	4	4	0.3	4	0	3	3	0	2	15	1.2
02	Poffenberger, Paige	14-0	72	5.1	3-11	.273	0-3	.000	7-9	.778	1	4	5	0.4	10	0	2	3	0	4	13	0.9
00	Haisel, LaShae	10-0	24	2.4	4-5	.800	0-0	.000	0-0	.000	0	3	3	0.3	0	0	2	2	0	0	8	0.8
	Team										78	45	123		2		10					
	Total.....	31	6200		777-1832	.424	188-514	.366	378-515	.734	387	711	1098	35.4	530	12	416	409	113	216	2120	68.4
	Opponents.....	31	6200		719-1760	.409	201-580	.347	382-524	.729	368	697	1065	34.4	528	-	467	464	128	171	2021	65.2

TEAM STATISTICS	UK	OPP	Date	Opponent	Score	Att.
SCORING	2120	2021	11/10/17	SACRAMENTO STATE	w 101-70	4313
Points per game	68.4	65.2	11/12/17	GARDNER-WEBB	w 72-34	4256
Scoring margin	+3.2	-	11/16/17	at Montana	w 71-54	2808
FIELD GOALS-ATT	777-1832	719-1760	11/19/17	at Washington State	w 73-68	991
Field goal pct	.424	.409	11/22/17	MOREHEAD STATE	w 86-53	4710
3 POINT FG-ATT	188-514	201-580	11/26/17	MARSHALL	w 69-39	4276
3-point FG pct	.366	.347	11/30/17	at Baylor	L 63-90	5356
3-pt FG made per game	6.1	6.5	12/03/17	TENNESSEE TECH	w 82-54	4561
FREE THROWS-ATT	378-515	382-524	12/05/17	EVANSVILLE	w 100-62	4071
Free throw pct	.734	.729	12/08/17	at FGCU	L 64-70	4333
F-Throws made per game	12.2	12.3	12/10/17	at Miami	L 54-65	868
REBOUNDS	1098	1065	12/17/17	LOUISVILLE	L 63-87	5871
Rebounds per game	35.4	34.4	12/21/17	CALIFORNIA	L 52-62	4753
Rebounding margin	+1.1	-	12/28/17	at Middle Tennessee	L 57-62	4209
ASSISTS	416	467	* 12/31/17	TENNESSEE	L 49-63	8921
Assists per game	13.4	15.1	* 01/04/18	at Texas A&M	L 70-74	3662
TURNOVERS	409	464	* 01/07/18	GEORGIA	L 42-56	5782
Turnovers per game	13.2	15.0	* 01/11/18	at Florida	w 56-53	1509
Turnover margin	+1.8	-	* 01/15/18	at Vanderbilt	L 55-70	2215
Assist/turnover ratio	1.0	1.0	* 01/21/18	SOUTH CAROLINA	L 64-81	6521
STEALS	216	171	* 01/25/18	ALABAMA	w 79-54	4957
Steals per game	7.0	5.5	* 01/29/18	at ARKANSAS	w 76-65	1313
BLOCKS	113	128	* 02/01/18	AUBURN	w 65-48	4151
Blocks per game	3.6	4.1	* 02/04/18	LSU	L 70-72	4521
ATTENDANCE	82984	60139	* 02/08/18	at Mizzou	L 78-83	3430
Home games-Avg/Game	16-5186	14-4018	* 02/11/18	at Mississippi State	L 55-74	9520
Neutral site-Avg/Game	-	1-3889	* 02/15/18	ARKANSAS	w 78-57	5306
			* 02/18/18	at South Carolina	L 63-81	14895
Score by Periods	1st	2nd	3rd	4th	Totals	
Kentucky	504	498	543	575	2120	
Opponents	512	461	560	488	2021	
						* 02/22/18 at Ole Miss w 79-71 1141
						* 02/25/18 MISSISSIPPI STATE L 63-85 6014
						# 03/01/18 vs Alabama w 71-64 3889

* = SEC game

= SEC Tournament (Bridgestone Arena - Nashville)



Kentucky Women's Basketball
 Kentucky Combined Team Statistics (as of Mar 01, 2018)
 SEC games only



RECORD:	OVERALL	HOME	AWAY	NEUTRAL
ALL GAMES	6-10	3-5	3-5	0-0
CONFERENCE	6-10	3-5	3-5	0-0
NON-CONFERENCE	0-0	0-0	0-0	0-0

#	Player	gp-gs	min	avg	Total		3-Point		F-Throw		Rebounds				pf	dq	a	to	blk	stl	pts	avg
					fg-fga	fg%	3fg-fga	3fg%	ft-fga	ft%	off	def	tot	avg								
04	Morris, Maci	15-15	457	30.5	101-204	.495	35-78	.449	38-42	.905	5	30	35	2.3	33	1	24	38	5	20	275	18.3
24	Murray, Taylor	16-16	564	35.2	68-162	.420	9-25	.360	39-48	.813	13	38	51	3.2	34	1	76	36	2	36	184	11.5
20	Harrison, Dorie	16-2	321	20.1	54-122	.443	0-0	.000	32-39	.821	19	46	65	4.1	39	1	4	28	13	13	140	8.8
03	McKinney, KeKe	16-12	400	25.0	36-85	.424	7-28	.250	17-20	.850	30	44	74	4.6	38	2	15	29	8	13	96	6.0
22	Cann, Makenzie	16-15	403	25.2	27-93	.290	22-68	.324	10-11	.909	3	41	44	2.8	13	0	23	14	0	11	86	5.4
12	Paschal, Amanda	15-0	270	18.0	28-64	.438	3-11	.273	15-22	.682	15	13	28	1.9	8	0	20	15	0	10	74	4.9
14	Wyatt, Tatyana	13-2	202	15.5	20-59	.339	5-21	.238	15-22	.682	12	29	41	3.2	22	1	2	6	1	4	60	4.6
45	Rice, Alyssa	16-16	312	19.5	31-63	.492	0-0	.000	11-22	.500	31	38	69	4.3	46	0	9	19	15	7	73	4.6
32	Roper, Jaida	15-1	205	13.7	11-44	.250	4-13	.308	10-12	.833	2	22	24	1.6	20	1	19	19	1	6	36	2.4
15	Hardin, Jessica	4-1	8	2.0	2-3	.667	1-2	.500	0-0	.000	0	0	0	0.0	0	0	0	1	0	0	5	1.3
02	Poffenberger, Paige	8-0	39	4.9	1-3	.333	0-1	.000	7-8	.875	1	3	4	0.5	6	0	1	3	0	3	9	1.1
00	Haisel, LaShae	4-0	8	2.0	1-2	.500	0-0	.000	0-0	.000	0	0	0	0.0	0	0	0	0	0	0	2	0.5
23	Roach, Kameron	5-0	11	2.2	1-2	.500	0-1	.000	0-0	.000	0	0	0	0.0	2	0	0	3	0	0	2	0.4
Team											39	23	62		2		8					
Total.....		16	3200		381-906	.421	86-248	.347	194-246	.789	170	327	497	31.1	263	7	193	219	45	123	1042	65.1
Opponents.....		16	3200		386-904	.427	117-318	.368	198-256	.773	204	362	566	35.4	266	-	274	247	72	90	1087	67.9

TEAM STATISTICS	UK	OPP	Date	Opponent	Score	Att.
SCORING	1042	1087	* 12/31/17	TENNESSEE	L 49-63	8921
Points per game	65.1	67.9	* 01/04/18	at Texas A&M	L 70-74	3662
Scoring margin	-2.8	-	* 01/07/18	GEORGIA	L 42-56	5782
FIELD GOALS-ATT	381-906	386-904	* 01/11/18	at Florida	w 56-53	1509
Field goal pct	.421	.427	* 01/15/18	at Vanderbilt	L 55-70	2215
3 POINT FG-ATT	86-248	117-318	* 01/21/18	SOUTH CAROLINA	L 64-81	6521
3-point FG pct	.347	.368	* 01/25/18	ALABAMA	w 79-54	4957
3-pt FG made per game	5.4	7.3	* 01/29/18	at ARKANSAS	w 76-65	1313
FREE THROWS-ATT	194-246	198-256	* 02/01/18	AUBURN	w 65-48	4151
Free throw pct	.789	.773	* 02/04/18	LSU	L 70-72	4521
F-Throws made per game	12.1	12.4	* 02/08/18	at Mizzou	L 78-83	3430
REBOUNDS	497	566	* 02/11/18	at Mississippi State	L 55-74	9520
Rebounds per game	31.1	35.4	* 02/15/18	ARKANSAS	w 78-57	5306
Rebounding margin	-4.3	-	* 02/18/18	at South Carolina	L 63-81	14895
ASSISTS	193	274	* 02/22/18	at Ole Miss	w 79-71	1141
Assists per game	12.1	17.1	* 02/25/18	MISSISSIPPI STATE	L 63-85	6014
TURNOVERS	219	247				
Turnovers per game	13.7	15.4				
Turnover margin	+1.8	-				
Assist/turnover ratio	0.9	1.1				
STEALS	123	90				
Steals per game	7.7	5.6				
BLOCKS	45	72				
Blocks per game	2.8	4.5				
ATTENDANCE	46173	37685				
Home games-Avg/Game	8-5772	8-4711				
Neutral site-Avg/Game	-	0-0				

Score by Periods	1st	2nd	3rd	4th	Totals
Kentucky	218	248	274	302	1042
Opponents	280	248	295	264	1087



Kentucky Women's Basketball
 Kentucky Combined Team Statistics (as of Mar 01, 2018)
 SEC Tournament



RECORD:	OVERALL	HOME	AWAY	NEUTRAL
ALL GAMES	1-0	0-0	0-0	1-0
CONFERENCE	0-0	0-0	0-0	0-0
NON-CONFERENCE	1-0	0-0	0-0	1-0

##	Player	gp-gs	min	avg	Total		3-Point		F-Throw		Rebounds				pf	dq	a	to	blk	stl	pts	avg
					fg-fga	fg%	3fg-fga	3fg%	ft-fga	ft%	off	def	tot	avg								
04	Morris, Maci	1-1	34	34.0	9-16	.563	5-8	.625	2-4	.500	0	7	7	7.0	4	0	6	4	0	2	25	25.0
24	Murray, Taylor	1-1	34	34.0	6-10	.600	1-1	1.000	5-6	.833	0	6	6	6.0	1	0	5	1	0	3	18	18.0
20	Harrison, Dorie	1-0	16	16.0	2-4	.500	0-0	.000	4-6	.667	0	2	2	2.0	2	0	0	1	3	1	8	8.0
45	Rice, Alyssa	1-1	27	27.0	3-6	.500	0-0	.000	1-2	.500	3	3	6	6.0	4	0	2	3	3	0	7	7.0
12	Paschal, Amanda	1-1	26	26.0	2-4	.500	1-2	.500	1-2	.500	1	2	3	3.0	3	0	2	1	0	0	6	6.0
22	Cann, Makenzie	1-1	33	33.0	2-6	.333	1-5	.200	0-0	.000	0	5	5	5.0	1	0	2	0	0	1	5	5.0
14	Wyatt, Tatyana	1-0	16	16.0	1-5	.200	0-2	.000	0-0	.000	0	1	1	1.0	1	0	0	0	1	0	2	2.0
32	Roper, Jaida	1-0	14	14.0	0-2	.000	0-0	.000	0-0	.000	0	0	0	0.0	2	0	0	0	0	0	0	0.0
Team											3	0	3									
Total.....		1	200		25-53	.472	8-18	.444	13-20	.650	7	26	33	33.0	18	0	17	10	7	7	71	71.0
Opponents.....		1	200		24-60	.400	5-16	.313	11-20	.550	15	21	36	36.0	14	-	14	12	3	4	64	64.0

TEAM STATISTICS	UK	OPP	Date	Opponent	Score	Att.
SCORING	71	64	# 03/01/18	vs Alabama	w 71-64	3889
Points per game	71.0	64.0				
Scoring margin	+7.0	-				
FIELD GOALS-ATT	25-53	24-60				
Field goal pct	.472	.400				
3 POINT FG-ATT	8-18	5-16				
3-point FG pct	.444	.313				
3-pt FG made per game	8.0	5.0				
FREE THROWS-ATT	13-20	11-20				
Free throw pct	.650	.550				
F-Throws made per game	13.0	11.0				
REBOUNDS	33	36				
Rebounds per game	33.0	36.0				
Rebounding margin	-3.0	-				
ASSISTS	17	14				
Assists per game	17.0	14.0				
TURNOVERS	10	12				
Turnovers per game	10.0	12.0				
Turnover margin	+2.0	-				
Assist/turnover ratio	1.7	1.2				
STEALS	7	4				
Steals per game	7.0	4.0				
BLOCKS	7	3				
Blocks per game	7.0	3.0				
ATTENDANCE	0	3889				
Home games-Avg/Game	0-0	0-0				
Neutral site-Avg/Game	-	1-3889				

Score by Periods	1st	2nd	3rd	4th	Totals
Kentucky	8	15	27	21	71
Opponents	18	7	23	16	64

* = SEC game

= SEC Tournament (Bridgestone Arena - Nashville)



Kentucky Women's Basketball
Kentucky Combined Team Statistics (as of Mar 01, 2018)
Last 5 Games



RECORD:	OVERALL	HOME	AWAY	NEUTRAL
ALL GAMES	3-2	1-1	1-1	1-0
CONFERENCE	2-2	1-1	1-1	0-0
NON-CONFERENCE	1-0	0-0	0-0	1-0

##	Player	gp-gs	min	avg	Total		3-Point		F-Throw		Rebounds				pf	dq	a	to	blk	stl	pts	avg
					fg-fga	fg%	3fg-fga	3fg%	ft-fa	ft%	off	def	tot	avg								
04	Morris, Maci	5-5	177	35.4	45-80	.563	17-33	.515	15-17	.882	1	16	17	3.4	12	0	12	16	3	11	122	24.4
20	Harrison, Dorie	5-0	86	17.2	14-28	.500	0-0	.000	16-20	.800	1	11	12	2.4	13	1	0	7	6	5	44	8.8
24	Murray, Taylor	5-5	169	33.8	15-40	.375	1-3	.333	9-10	.900	1	18	19	3.8	10	0	27	10	0	5	40	8.0
14	Wyatt, Tatyana	5-0	84	16.8	10-25	.400	4-14	.286	7-11	.636	5	7	12	2.4	5	0	1	2	1	1	31	6.2
45	Rice, Alyssa	5-5	106	21.2	13-26	.500	0-0	.000	4-7	.571	11	11	22	4.4	18	0	5	7	12	3	30	6.0
12	Paschal, Amanda	5-1	110	22.0	9-22	.409	1-2	.500	10-13	.769	7	8	15	3.0	5	0	10	6	0	3	29	5.8
03	McKinney, KeKe	4-4	90	22.5	6-15	.400	1-4	.250	10-12	.833	8	10	18	4.5	8	0	3	4	1	2	23	5.8
22	Cann, Makenzie	5-4	120	24.0	9-28	.321	6-21	.286	2-2	1.000	1	18	19	3.8	5	0	8	3	0	1	26	5.2
15	Hardin, Jessica	2-1	6	3.0	2-3	.667	1-2	.500	0-0	.000	0	0	0	0.0	0	0	0	0	0	0	5	2.5
00	Halsel, LaShae	1-0	3	3.0	1-2	.500	0-0	.000	0-0	.000	0	0	0	0.0	0	0	0	0	0	0	2	2.0
32	Roper, Jaida	5-0	44	8.8	1-8	.125	0-2	.000	0-0	.000	0	4	4	0.8	5	0	2	6	1	0	2	0.4
02	Poffenberger, Paige	1-0	2	2.0	0-0	.000	0-0	.000	0-0	.000	1	0	1	1.0	0	0	1	0	0	0	0	0.0
23	Roach, Kameron	2-0	3	1.5	0-0	.000	0-0	.000	0-0	.000	0	0	0	0.0	1	0	0	0	0	0	0	0.0
Team											12	11	23				2					
Total.....		5	1000		125-277	.451	31-81	.383	73-92	.793	48	114	162	32.4	82	1	69	63	24	31	354	70.8
Opponents.....		5	1000		132-307	.430	42-101	.416	52-77	.675	68	105	173	34.6	84	-	98	65	18	27	358	71.6

TEAM STATISTICS	UK	OPP	Date	Opponent	Score	Att.
SCORING	354	358	* 02/15/18	ARKANSAS	w 78-57	5306
Points per game	70.8	71.6	* 02/18/18	at South Carolina	L 63-81	14895
Scoring margin	-0.8	-	* 02/22/18	at Ole Miss	w 79-71	1141
FIELD GOALS-ATT	125-277	132-307	* 02/25/18	MISSISSIPPI STATE	L 63-85	6014
Field goal pct	.451	.430	# 03/01/18	vs Alabama	w 71-64	3889
3 POINT FG-ATT	31-81	42-101	* = SEC game			
3-point FG pct	.383	.416	# = SEC Tournament (Bridgestone Arena - Nashville)			
3-pt FG made per game	6.2	8.4				
FREE THROWS-ATT	73-92	52-77				
Free throw pct	.793	.675				
F-Throws made per game	14.6	10.4				
REBOUNDS	162	173				
Rebounds per game	32.4	34.6				
Rebounding margin	-2.2	-				
ASSISTS	69	98				
Assists per game	13.8	19.6				
TURNOVERS	63	65				
Turnovers per game	12.6	13.0				
Turnover margin	+0.4	-				
Assist/turnover ratio	1.1	1.5				
STEALS	31	27				
Steals per game	6.2	5.4				
BLOCKS	24	18				
Blocks per game	4.8	3.6				
ATTENDANCE	11320	19925				
Home games-Avg/Game	2-5660	2-8018				
Neutral site-Avg/Game	-	1-3889				

Score by Periods	1st	2nd	3rd	4th	Totals
Kentucky	82	81	98	93	354
Opponents	96	76	109	77	358



Kentucky Women's Basketball
Kentucky Team Game-by-Game (as of Mar 01, 2018)
All games



TEAM STATISTICS

Opponent	Date	Score	W	Total		3-Pointers		Free throws		Rebounds				pf	a	t/o	blk	stl	pts	avg
				fg-fga	pct	3fg-fga	pct	ft-fta	pct	off	def	tot	avg							
SACRAMENTO STATE	11/10/17	101-70	W	35-70	.500	9-20	.450	22-28	.786	14	28	42	42.0	16	18	11	5	6	101	101.0
GARDNER-WEBB	11/12/17	72-34	W	31-73	.425	4-18	.222	6-8	.750	17	36	53	47.5	14	14	7	6	3	72	86.5
at Montana	11/16/17	71-54	W	25-58	.431	8-26	.308	13-15	.867	12	29	41	45.3	23	14	11	2	7	71	81.3
at Washington State	11/19/17	73-68	W	27-65	.415	7-22	.318	12-15	.800	21	27	48	46.0	12	17	17	2	8	73	79.2
MOREHEAD STATE	11/22/17	86-53	W	31-55	.564	10-17	.588	14-22	.636	10	30	40	44.8	22	25	14	6	8	86	80.6
MARSHALL	11/26/17	69-39	W	26-63	.413	7-15	.467	10-16	.625	20	27	47	45.2	9	17	11	5	6	69	78.7
at Baylor	11/30/17	63-90	L	19-59	.322	11-19	.579	14-26	.538	17	19	36	43.9	15	11	15	3	2	63	76.4
TENNESSEE TECH	12/03/17	82-54	W	32-66	.485	6-17	.353	12-18	.667	18	28	46	44.1	20	22	14	9	7	82	77.1
EVANVILLE	12/05/17	100-62	W	40-70	.571	8-17	.471	12-24	.500	17	21	38	43.4	15	23	6	10	5	100	79.7
at FGCU	12/08/17	64-70	L	26-66	.394	2-9	.222	10-14	.714	16	26	42	43.3	22	8	16	2	8	64	78.1
at Miami	12/10/17	54-65	L	20-63	.317	5-19	.263	9-12	.750	13	28	41	43.1	25	6	15	2	5	54	75.9
LOUISVILLE	12/17/17	63-87	L	22-49	.449	6-12	.500	13-20	.650	5	20	25	41.6	17	12	16	2	5	63	74.8
CALIFORNIA	12/21/17	52-62	L	18-68	.265	7-20	.350	9-12	.750	25	18	43	41.7	15	7	12	1	9	52	73.1
at Middle Tennessee	12/28/17	57-62	L	19-48	.396	4-17	.235	15-19	.789	5	21	26	40.6	24	12	15	6	7	57	71.9
TENNESSEE	12/31/17	49-63	L	20-66	.303	5-25	.200	4-6	.667	9	22	31	39.9	13	9	12	2	10	49	70.4
at Texas A&M	01/04/18	70-74	L	27-61	.443	7-18	.389	9-10	.900	11	16	27	39.1	19	15	9	0	3	70	70.4
GEORGIA	01/07/18	42-56	L	11-54	.204	3-14	.214	17-23	.739	11	26	37	39.0	22	6	18	5	8	42	68.7
at Florida	01/11/18	56-53	W	23-55	.418	6-12	.500	4-7	.571	10	26	36	38.8	8	10	12	1	6	56	68.0
at Vanderbilt	01/15/18	55-70	L	20-59	.339	1-10	.100	14-19	.737	13	18	31	38.4	19	7	14	2	16	55	67.3
SOUTH CAROLINA	01/21/18	64-81	L	24-62	.387	5-17	.294	11-15	.733	15	12	27	37.8	15	11	16	3	6	64	67.2
ALABAMA	01/25/18	79-54	W	33-51	.647	5-12	.417	8-10	.800	4	20	24	37.2	11	19	11	4	8	79	67.7
at ARKANSAS	01/29/18	76-65	W	27-59	.458	5-11	.455	17-22	.773	13	22	35	37.1	17	14	13	2	12	76	68.1
AUBURN	02/01/18	65-48	W	20-51	.392	6-17	.353	19-22	.864	13	23	36	37.0	11	16	20	2	16	65	68.0
LSU	02/04/18	70-72	L	27-52	.519	7-18	.389	9-11	.818	5	18	23	36.5	17	20	15	2	4	70	68.0
at Mizzou	02/08/18	78-83	L	30-60	.500	7-16	.438	11-15	.733	11	11	22	35.9	25	6	7	2	8	78	68.4
at Mississippi State	02/11/18	55-74	L	19-52	.365	6-15	.400	11-14	.786	14	25	39	36.0	22	8	19	3	2	55	67.9
ARKANSAS	02/15/18	78-57	W	29-60	.483	7-19	.368	13-14	.929	10	34	44	36.3	14	14	10	4	4	78	68.3
at South Carolina	02/18/18	63-81	L	22-55	.400	6-18	.333	13-15	.867	11	18	29	36.0	18	5	18	3	6	63	68.1
at Ole Miss	02/22/18	79-71	W	27-57	.474	6-14	.429	19-25	.760	11	22	33	35.9	18	19	11	3	9	79	68.5
MISSISSIPPI STATE	02/25/18	63-85	L	22-52	.423	4-12	.333	15-18	.833	9	14	23	35.5	14	14	14	7	5	63	68.3
vs Alabama	03/01/18	71-64	W	25-53	.472	8-18	.444	13-20	.650	7	26	33	35.4	18	17	10	7	7	71	68.4
Kentucky		2120		777-1832	.424	188-514	.366	378-515	.734	387	711	1098	35.4	530	416	409	113	216	2120	68.4
Opponents		2021		719-1760	.409	201-580	.347	382-524	.729	368	697	1065	34.4	528	467	464	128	171	2021	65.2

Games played: 31
Points/game: 68.4
FG Pct: 42.4
3FG Pct: 36.6
FT Pct: 73.4

Rebounds/game: 35.4
Assists/game: 13.4
Turnovers/game: 13.2
Assist/turnover ratio: 1.0
Steals/game: 7.0
Blocks/game: 3.6



Kentucky Women's Basketball
Kentucky Team Game-by-Game Comparison (as of Mar 01, 2018)
All games



Opponent	1st	2nd	Score	Mar	Total FG	FG Pct	3-Pointers	3FG Pct	Free Throws	FT Pct	Rebounds	Assist	T/Over	Block	Steal	Fouls	
SACRAMENTO STATE	56/42	45/28	101-70	+31	35-70/26-72	.500/.361	9-20/5-25	.450/.200	22-28/13-18	.786/.722	42/42	-	18/15	11/16	5/4	6/8	16/25
GARDNER-WEBB	35/16	37/18	72-34	+38	31-73/14-55	.425/.255	4-18/3-15	.222/.200	6-8/3-8	.750/.375	53/28	+25	14/7	7/16	6/5	3/2	14/13
Montana	27/27	44/27	71-54	+17	25-58/16-56	.431/.286	8-26/4-19	.308/.211	13-15/18-25	.867/.720	41/36	+5	14/12	11/10	2/3	7/4	23/13
Washington State	34/35	39/33	73-68	+5	27-65/29-70	.415/.414	7-22/5-19	.318/.263	12-15/5-5	.800/1000	48/32	+16	17/12	17/12	2/3	8/8	12/17
MOREHEAD STATE	46/27	40/26	86-53	+33	31-55/18-66	.564/.273	10-17/3-17	.588/.176	14-22/14-21	.636/.667	40/37	+3	25/7	14/15	6/6	8/5	22/17
MARSHALL	37/21	32/18	69-39	+30	26-63/14-47	.413/.298	7-15/3-10	.467/.300	10-16/8-9	.625/.889	47/22	+25	17/6	11/16	5/1	6/4	9/15
Baylor	34/50	29/40	63-90	(27)	19-59/35-65	.322/.538	11-19/9-17	.579/.529	14-26/11-16	.538/.688	36/42	(6)	11/21	15/13	3/8	2/6	15/20
TENNESSEE TECH	49/24	33/30	82-54	+28	32-66/17-51	.485/.333	6-17/3-13	.353/.231	12-18/17-20	.667/.850	46/23	+23	22/12	14/16	9/3	7/2	20/19
EVANSVILLE	55/23	45/39	100-62	+38	40-70/22-47	.571/.468	8-17/8-19	.471/.421	12-24/10-11	.500/.909	38/23	+15	23/14	6/20	10/1	5/3	15/22
FGCU	26/35	38/35	64-70	(6)	26-66/23-50	.394/.460	2-9/9-23	.222/.391	10-14/15-27	.714/.556	42/34	+8	8/12	16/16	2/2	8/7	22/15
Miami	30/23	24/42	54-65	(11)	20-63/24-60	.317/.400	5-19/2-15	.263/.133	9-12/15-28	.750/.536	41/43	(2)	6/15	15/12	2/6	5/9	25/17
LOUISVILLE	25/47	38/40	63-87	(24)	22-49/33-68	.449/.485	6-12/10-23	.500/.435	13-20/11-16	.650/.688	25/36	(11)	12/22	16/11	2/3	5/4	17/24
CALIFORNIA	27/30	25/32	52-62	(10)	18-68/21-44	.265/.477	7-20/8-14	.350/.571	9-12/12-18	.750/.667	43/31	+12	7/15	12/17	1/6	9/6	15/12
Middle Tennessee	32/20	25/42	57-62	(5)	19-48/17-45	.396/.378	4-17/7-17	.235/.412	15-19/21-26	.789/.808	26/34	(8)	12/9	15/15	6/2	7/9	24/19
TENNESSEE	20/36	29/27	49-63	(14)	20-66/23-57	.303/.404	5-25/5-17	.200/.294	4-6/12-15	.667/.800	31/50	(19)	9/18	12/21	2/7	10/5	13/15
Texas A&M	36/39	34/35	70-74	(4)	27-61/24-51	.443/.471	7-18/8-15	.389/.533	9-10/18-22	.900/.818	27/34	(7)	15/15	9/12	0/2	3/4	19/16
GEORGIA	24/26	18/30	42-56	(14)	11-54/15-54	.204/.278	3-14/4-15	.214/.267	17-23/22-26	.739/.846	37/46	(9)	6/9	18/18	5/13	8/9	22/22
Florida	20/18	36/35	56-53	+3	23-55/20-61	.418/.328	6-12/10-36	.500/.278	4-7/3-4	.571/.750	36/38	(2)	10/15	12/13	1/3	6/5	8/10
Vanderbilt	20/29	35/41	55-70	(15)	20-59/24-53	.339/.453	1-10/7-16	.100/.438	14-19/15-16	.737/.938	31/42	(11)	7/17	14/19	2/1	16/5	19/21
SOUTH CAROLINA	20/34	44/47	64-81	(17)	24-62/32-53	.387/.604	5-17/6-12	.294/.500	11-15/11-18	.733/.611	27/34	(7)	11/23	16/17	3/8	6/6	15/17
ALABAMA	34/29	45/25	79-54	+25	33-51/20-51	.647/.392	5-12/5-18	.417/.278	8-10/9-12	.800/.750	24/26	(2)	19/13	11/16	4/2	8/2	11/13
ARKANSAS	43/26	33/39	76-65	+11	27-59/21-56	.458/.375	5-11/9-28	.455/.321	17-22/14-17	.773/.824	35/33	+2	14/15	13/18	2/3	12/3	17/19
AUBURN	29/25	36/23	65-48	+17	20-51/20-50	.392/.400	6-17/5-19	.353/.263	19-22/3-6	.864/.500	36/27	+9	16/13	20/25	2/4	16/7	11/18
LSU	26/38	44/34	70-72	(2)	27-52/28-63	.519/.444	7-18/2-15	.389/.133	9-11/14-17	.818/.824	23/35	(12)	20/17	15/12	2/4	4/10	17/12
Mizzou	32/41	46/42	78-83	(5)	30-60/26-47	.500/.553	7-16/10-21	.438/.476	11-15/21-26	.733/.808	22/31	(9)	6/17	7/16	2/4	8/3	25/17
Mississippi State	22/40	33/34	55-74	(19)	19-52/25-61	.365/.410	6-15/9-21	.400/.429	11-14/15-20	.786/.750	39/33	+6	8/18	19/7	3/6	2/8	22/16
ARKANSAS	39/32	39/25	78-57	+21	29-60/21-69	.483/.304	7-19/11-36	.368/.306	13-14/4-9	.929/.444	44/31	+13	14/15	10/7	4/0	4/3	14/15
South Carolina	26/38	37/43	63-81	(18)	22-55/26-53	.400/.491	6-18/6-9	.333/.667	13-15/23-25	.867/.920	29/33	(4)	5/21	18/16	3/7	6/9	18/14
Ole Miss	44/31	35/40	79-71	+8	27-57/26-58	.474/.448	6-14/10-22	.429/.455	19-25/9-13	.760/.692	33/33	-	19/24	11/17	3/3	9/7	18/25
MISSISSIPPI STATE	31/46	32/39	63-85	(22)	22-52/35-67	.423/.522	4-12/10-18	.333/.556	15-18/5-10	.833/.500	23/40	(17)	14/24	14/13	7/5	5/4	14/16
Alabama	23/25	48/39	71-64	+7	25-53/24-60	.472/.400	8-18/5-16	.444/.313	13-20/11-20	.650/.550	33/36	(3)	17/14	10/12	7/3	7/4	18/14

Note: Game totals are displayed in the format TEAM/OPPONENT for each category