

# KENTUCKY

2017-18 WILDCATS

## GEORGIA (18-14, 7-11) vs. RV/RV KENTUCKY (21-10, 10-8)

Friday, March 9 • 3:25 p.m. ET • Scottrade Center (18,724) • St. Louis

#UGAvsUK #SECMBB • @KentuckyMBB

### Starters Last Game



3

#### Hamidou Diallo

6-5 • 198 • Guard • Freshman  
Queens, N.Y. | Putnam Science Academy

Logging 10.4 points and 3.7 rebounds a game | Scored in double figures in 15 games | Top vertical on team at 44.5 inches | SEC Freshman of the Week on Dec. 18



4

#### Nick Richards

6-11 • 240 • Forward • Freshman  
Kingston, Jamaica | The Patrick School

Recorded 25 points and 15 rebounds vs. Fort Wayne | Averaging 5.8 points and 4.9 rebounds | Leads the team with 32 blocks and a .611 field-goal percentage



5

#### Kevin Knox

6-9 • 215 • Forward • Freshman  
Tampa, Fla. | Tampa Catholic

SEC Co-Freshman of the Year | First Team All-SEC | Leading UK with 15.7 points per game | Naismith and USBWA National Player of the Week on Jan. 30



22

#### Shai Gilgeous-Alexander

6-6 • 180 • Guard • Freshman  
Hamilton, Ontario | Hamilton Heights

Second Team All-SEC | SEC All-Freshman Team | Leads team in assists (151), steals (49) and FT percentage (.808) | Scored in double figures in 21 games, including 15 of last 20



32

#### Wenyen Gabriel

6-9 • 205 • Forward • Sophomore  
Manchester, N.H. | Wilbraham & Monson Academy

Averaging 6.1 points, 5.3 rebounds and 1.0 blocks per game | Scored 15 points last week vs. Ole Miss | Started the last six games | Hit at least one 3 in 22 games

### Need to Know

- John Calipari moved past Tubby Smith for the third-most wins in UK history with a victory at home vs. Mississippi State. He's behind only Adolph Rupp (876) and Joe B. Hall (297) for wins in school history and now has 270 wins
- With a win over Missouri on Feb. 24, Calipari secured his 24th consecutive on-court 20-plus win season, the most of any active head coach in the nation
- This Kentucky team is considered the least experienced team in the history of Ken Pomeroy's experience rankings
- The Wildcats are holding opponents to just 29.7 percent from the 3-point line, the third-best mark in the nation
- UK's strength of schedule is ranked the fourth toughest in the country
- Kentucky, the No. 4 seed, is seeking its fourth consecutive SEC Tournament title and the sixth under John Calipari
- Kevin Knox was named the Co-SEC Player of the Year and a First Team All-SEC member by the league's coaches. Shai Gilgeous-Alexander was a second-team selection

### Last Time Out

- Kentucky dropped its regular-season finale to Florida, 80-67, on Saturday
- Kentucky cut the Florida lead to three, 20-17, but Florida scored the next eight points to pull away
- UK assembled a 17-3 run to cut the deficit to 65-56 with 6:48 to play, but Florida answered with a 10-1 run to put the game out of reach
- Shai Gilgeous-Alexander scored 17 points and added four assists. It marked the second straight game he's scored 17 points
- Kevin Knox added 14 points, while PJ Washington had 13 and Quade Green chipped in with 11
- Florida hit 28 of its 57 shots (49.1 percent), including 10 of 24 (41.7 percent) from behind the arc
- Kentucky had a season-low six assists
- UK's 13-point loss was its biggest defeat of the season
- The Wildcats won the battle of the boards 36-34. UK is 19-5 this season when out-rebounding its opponent

### The Basics

#### Series Breakdown

Overall - UK 125-26  
In SEC Tournament - 11-1  
Calipari vs. UGA - 15-2  
Fox vs. UK - 3-16  
Current UK Streak - Won 10



John Calipari

Overall Record: 715-203\*  
Record at UK: 270-63  
Overall Seasons: 26th  
At UK: Ninth



Mark Fox

Overall Record: 286-175  
Record at School: 163-132  
Overall Seasons: 14th  
Seasons at School: Ninth

\*on-court record

### By the Numbers

2,258

UK all-time wins, NCAA leader

.877

Percentage of scoring by the Wildcats' freshmen

30

UK's SEC Tournament championships

5

SEC Tournament titles under Coach Cal

### Tale of the Tape

UK	STAT	UGA
76.9	Points PG	68.7
71.2	Opp. Points PG	66.9
39.2	Rebounds PG	39.3
13.3	Assists PG	12.4
5.0	Blocks PG	4.7
5.7	Steals PG	3.8
.466	FG Pct.	.424
.348	3-Pt FG Pct.	.320
.695	FT Pct.	.702
.411	Opp. FG Pct.	.393
.297	Opp. 3-Pt FG Pct.	.333

### LEADERS

Points Per Game
UK - Kevin Knox (15.7)
UGA - Yante Maten (19.6)
Rebounds Per Game
UK - Jarred Vanderbilt (7.9)
UGA - Yante Maten (8.7)
Assists Per Game
UK - Shai Gilgeous-Alexander (4.9)
UGA - William Jackson II (3.6)
Steals Per Game
UK - Shai Gilgeous-Alexander (1.6)
UGA - Yante Maten (0.7)
Blocks Per Game
UK - Wenyen Gabriel/Nick Richards (1.0)
UGA - Yante Maten (1.5)
3-Pointers
UK - Kevin Knox (50)
UGA - William Jackson II (52)
Field-Goal Percentage
UK - Nick Richards (.611)
UGA - Derek Ogbeide (.595)
Free-Throw Percentage
UK - Shai Gilgeous-Alexander (.808)
UGA - Juwan Parker (.859)
3-Point Field-Goal Percentage
UK - Quade Green (.404)
UGA - Nicolas Claxton (.364)

### SCHEDULE

OVERALL: 21-10 | SEC: 10-8

Home: 16-2 | Away: 4-6 | Neutral: 1-2

#### October

Fri. 27	^THOMAS MORE	SEC	W, 103-61
Mon. 30	^MOREHEAD STATE <sup>1</sup>	-	W, 92-67

#### November

Fri. 3	^CENTRE COLLEGE	SEC	W, 106-63
Fri. 10	UTAH VALLEY	SEC	W, 73-63
Sun. 12	VERMONT	ESPN	W, 73-69
Tues. 14	#4/3 Kansas <sup>2</sup>	ESPN	L, 65-61
Fri. 17	ETSU <sup>3</sup>	SEC	W, 78-61
Mon. 20	TROY <sup>3</sup>	SEC	W, 70-62
Wed. 22	FORT WAYNE <sup>3</sup>	SEC	W, 86-67
Sun. 26	UIC <sup>3</sup>	SEC	W, 107-73

#### December

Sat. 2	HARVARD	ESPN	W, 79-70
Sat. 9	Monmouth <sup>4</sup>	ESPNU	W, 93-76
Sat. 16	RV/RV VIRGINIA TECH	ESPN2	W, 93-86
Sat. 23	UCLA <sup>5</sup>	CBS	L, 83-75
Fri. 29	RV/RV LOUISVILLE	CBS	W, 90-61
Sun. 31	GEORGIA*	ESPN	W, 66-61

#### January

Wed. 3	at LSU*	SEC	W, 74-71
Sat. 6	at #23/22 Tennessee*	SEC	L, 76-65
Tue. 9	vs. RV/RV TEXASA&M*	ESPN	W, 74-73
Sat. 13	at Vanderbilt*	ESPN	W, 74-67
Tue. 16	at South Carolina*	ESPN	L, 76-68
Sat. 20	RV/RV FLORIDA*	ESPN	L, 66-64
Tue. 23	MISSISSIPPI STATE*	ESPN	W, 78-65
Sat. 27	at #7/7 West Virginia <sup>6</sup>	ESPN	W, 83-76
Tue. 30	VANDERBILT*	ESPN	W, 83-81 <sup>OT</sup>

#### February

Sat. 3	at Missouri*	CBS	L, 69-60
Tue. 6	#15/14 TENNESSEE*	ESPN	L, 61-59
Sat. 10	at Texas A&M*	ESPN	L, 85-74
Wed. 14	at #10/11 Auburn*	ESPN2	L, 76-66
Sat. 17	RV/RV ALABAMA*	CBS	W, 81-71
Tue. 20	at RV/RV Arkansas*	ESPN	W, 87-72
Sat. 24	RV/NR MISSOURI*	ESPN	W, 87-66
Wed. 28	OLE MISS*	ESPN2	W, 96-78

#### March

Sat. 3	at RV/RV Florida*	CBS	L, 80-67
Fri. 10 <sup>7</sup>	vs. Georgia	ESPN	3:25 p.m.

All times Eastern | \*SEC conference game | HOME GAMES IN CAPS  
<sup>1</sup>Exhibition | <sup>2</sup>Kentucky Cares Classic (Rupp Arena | Lexington, Ky.) |  
<sup>3</sup>Champions Classic (United Center | Chicago) | <sup>4</sup>Adolph Rupp Classic (Rupp Arena | Lexington, Ky.) | <sup>5</sup>Citi Hoops Classic (Madison Square Garden | New York) | <sup>6</sup>CBS Sports Classic (Smoothie King Arena | New Orleans) | <sup>7</sup>SEC/Big 12 Challenge (WVU Coliseum | Morgantown, W.Va.) | <sup>8</sup>SEC Tournament (Scottrade Center | St. Louis)

### Broadcast Information

TV	UK SPORTS NETWORK	UK
Joe Tessitore, play-by-play Sean Farnham, analyst Laura Rutledge, sideline	Tom Leach, play-by-play Mike Pratt, analyst	

SATELLITE RADIO   
 Sirius channel 84 | XM channel 84/374 | Internet channel 84



# TV CHART



**0 GUARD**  
**Quade Green**  
 6-0 | 180 | Freshman  
 Philadelphia | Neumann-Goretti  
 @Q\_Green1  
 @q\_boogi



**1 FORWARD**  
**Sacha Killeya-Jones**  
 6-10 | 221 | Sophomore  
 Chapel Hill, N.C. | Virginia Episcopal  
 @SKJ  
 @the\_skj



**2 FORWARD**  
**Jarred Vanderbilt**  
 6-9 | 214 | Freshman  
 Houston | Victory Prep  
 @JVando  
 @jvando\_



**3 GUARD**  
**Hamidou Diallo**  
 6-5 | 198 | RS-Freshman  
 Queens, N.Y. | Putnam Science Acad.  
 @hamidoudiallo  
 @hami.diallo



**4 FORWARD**  
**Nick Richards**  
 6-11 | 240 | Freshman  
 Kingston, Jamaica | The Patrick School  
 @iamnickrichards  
 @nickrichards\_




**5 FORWARD**  
**Kevin Knox**  
 6-9 | 215 | Freshman  
 Tampa, Fla. | Tampa Catholic  
 @KevKnox  
 @kknox\_23



**10 GUARD**  
**Jonny David**  
 6-2 | 183 | Junior  
 Pittsburgh | Mt. Lebanon  
 @JonnyDavid  
 @jdavid010



**12 GUARD**  
**Brad Calipari**  
 6-0 | 176 | Sophomore  
 Franklin Lakes, N.J. | MacDuffie School  
 @bradcalipari  
 @brad.calipari



**13 GUARD**  
**Jemarl Baker**  
 6-4 | 182 | Freshman  
 Menifee, Calif. | Eleanor Roosevelt  
 @jemarlbakerjr  
 @\_jeyb3



**14 FORWARD**  
**Tai Wynyard**  
 6-10 | 250 | RS-Sophomore  
 Auckland, New Zealand | Rangitoto College  
 @taiwynyard  
 @taiwynyard



**22 GUARD**  
**Shai Gilgeous-Alexander**  
 6-6 | 180 | Freshman  
 Hamilton, Canada | Hamilton Heights  
 @shaigalex  
 @sav\_shai2



**25 FORWARD**  
**PJ Washington**  
 6-7 | 236 | Freshman  
 Dallas | Findlay Prep  
 @PJWashington  
 @pj\_washington



**30 GUARD**  
**Dillon Pulliam**  
 6-3 | 195 | RS-Junior  
 Cynthia, Ky. | Transylvania Univ.  
 @dillonpulliam30  
 @dillon\_pulliam



**32 FORWARD**  
**Wenyen Gabriel**  
 6-9 | 205 | Sophomore  
 Manchester, N.H. | Wilbraham & Monson Acad.  
 @WenyenGabriel  
 @wenyengabriel



**JOHN CALIPARI**  
**Head Coach**  
 Ninth season at UK  
 @UKCoachCalipari  
 @UKCoachCalipari



**KENNY PAYNE**  
**Assoc. Head Coach**  
 Eighth season at UK  
 Fourth season as associate HC



**TONY BARBEE**  
**Assistant Coach**  
 Fourth season at UK  
 Third season as assistant



**JOEL JUSTUS**  
**Assistant Coach**  
 Fourth season at UK  
 Second season as assistant



**JOHN ROBIC**  
**Special Assistant**  
 Ninth season at UK  
 Second season as special asst.

## Roster

ALPHABETICAL						
NO.	NAME	POS.	HT.	WT.	CL.	HOMETOWN (PREVIOUS SCHOOL)
13	Jemarl Baker	G	6-4	182	Fr.	Menifee, Calif. (Eleanor Roosevelt)
12	Brad Calipari	G	6-0	176	So.	Franklin Lakes, N.J. (MacDuffie School)
10	Jonny David	G	6-2	183	Jr.	Pittsburgh (Mt. Lebanon)
3	Hamidou Diallo	G	6-5	198	RS Fr.	Queens, N.Y. (Putnam Science Academy)
32	Wenyen Gabriel	F	6-9	205	So.	Manchester, N.H. (Wilbraham & Monson Academy)
22	Shai Gilgeous-Alexander	G	6-6	180	Fr.	Hamilton, Canada (Hamilton Heights)
0	Quade Green	G	6-0	180	Fr.	Philadelphia (Neumann-Goretti)
1	Sacha Killeya-Jones	F	6-10	221	So.	Chapel Hill, N.C. (Virginia Episcopal)
5	Kevin Knox	F	6-9	215	Fr.	Tampa, Fla. (Tampa Catholic)
30	Dillon Pulliam	G	6-3	195	RS Jr.	Cynthia, Ky. (Transylvania University)
4	Nick Richards	F	6-11	240	Fr.	Kingston, Jamaica (The Patrick School)
2	Jarred Vanderbilt	F	6-9	214	Fr.	Houston (Victory Prep Academy)
25	PJ Washington	F	6-7	236	Fr.	Dallas (Findlay Prep)
14	Tai Wynyard	F	6-10	250	RS So.	Auckland, New Zealand (Rangitoto College)

**Head Coach:** John Calipari (Clarion, 1982)  
**Associate Head Coach:** Kenny Payne (Louisville, 2003)  
**Assistant Coaches:** Tony Barbee (UMass, 1993)  
 Joel Justus (UNC Wilmington, 2004)  
**Special Asst. to the Head Coach:** John Robic (Denison, 1986)

**Assoc. AD/Basketball Operations:** Chris Woolard (UCLA, 1997)  
**Director of Basketball Admin.:** Will Barton (Kentucky, 2013)  
**Strength Coach:** Robert Harris (Kentucky State, 2009)  
**Athletic Trainer:** Chris Simmons (Memphis, 2002)  
**Equipment Manager:** Mark Evans (Kentucky, 2013)

### Pronunciation Guide

**JEMARL Baker** (Jamal)

**HAMIDOU DIALLO** (HA-muh-dew) (dee-AH-low)

**Brad/John CALIPARI** (cal-uh-PEAR-ee)

**WENYEN Gabriel** (WHEN-yen)

**SHAI GILGEOUS-Alexander** (shay) (GILL-juss)

**QUADE Green** (KWAH-day)

**SACHA KILLEYA-Jones** (SAH-shuh) (kuh-LEE-uh)

**TAI WYNYARD** (tie) (WIN-yard)





# POLLS, STATS, MEDIA INFO

## Weekly Media Schedule

all times ET

7 Wed	8 Thurs	9 Fri	10 Sat	11 Sun	12 Mon	13 Tues
Practice: 2:30 p.m.	Practice: 12:30 p.m.	SEC Tournament Quartefinals 3:25 p.m.   ESPN	SEC Tournament Semifinals 1 p.m.   ESPN	SEC Tournament Championship 1 p.m.   ESPN	SEC teleconference: 11 a.m.	TBD
Travel to St. Louis	Media opportunity with Coach Calipari TBD			Selection Show 6 p.m.	Calipari Radio Show: 6 p.m.	

### UK Media Relations Staff



#### Eric Lindsey

Associate Media Relations Director  
Cell - 859.619.0944  
Email - eric.lindsey@uky.edu



#### Deb Moore

Associate Media Relations Director  
Cell - 859.559.5781  
Email - deb.moore@uky.edu



#### Jake Most

Assistant Media Relations Director  
Cell - 516.996.3229  
Email - jake.most@uky.edu

### Media Information

#### CREDENTIAL REQUESTS

Requests for single-game credentials should be made as far in advance as possible and no later than five days prior to game day online at [sportssystem.com/Kentucky](http://sportssystem.com/Kentucky).

#### CREDENTIAL CRITERIA

The University of Kentucky's decision to issue credentials to a media outlet for the purposes of covering a UK basketball home or away event is determined by a variety of factors. They include the following:

- Amount of coverage given to Kentucky throughout the season
- Intention/ability to cover all 22 sports at Kentucky
- Distribution/size of publication: free, subscription, sale on newsstands, website traffic, etc.
- Radio or TV station program format and size of audience
- Length of existence of the publication, amount of original copy generated, number of full-time employees of the publication and the journalistic experience of the reporter(s)
- Attendance at Kentucky media sessions, including Olympic sport opportunities
- Space availability
- Professionalism, which includes but is not limited to conduct at games, press conferences, practices, on social media, etc.

The University of Kentucky has the right to revoke credentials under its own discretion.

#### GENERAL INTERVIEW POLICIES

All interviews with University of Kentucky basketball players or staff members must be arranged through the Media Relations office. Media should never contact a player or coach directly.

The Wildcat Coal Lodge, dormitories, team locker rooms and other team quarters are private team areas. Media members are not permitted in these areas unless accompanied by appropriate university personnel.

#### PRACTICE/PRESS CONFERENCES

Other than announced exceptions, UK basketball practices are closed to the media. UK will accept requests to attend practice. All requests must be made by 10 a.m. on the day of the practice. In cases in which practices are open to the media, no cell phones are allowed in the practice facility.

Player interviews are conducted prior to practices the day before a game and will be available to all UK media in the Memorial Coliseum media room. UK will accept requests for player interviews, but they must be submitted 24 hours prior to the scheduled availability.

Coach John Calipari or an assistant coach will meet with members of the media immediately following player interviews in the Memorial Coliseum media room.

Gameday shoot-arounds are closed to the media.

#### TELEPHONE PLAYER INTERVIEWS

Telephone interviews are available to the media on a call-back basis. Individual player and coach telephone numbers will not be given to members of the media.

Players are instructed not to conduct interviews when contacted directly by telephone. The UK Media Relations office will arrange for telephone interviews at a time most convenient for the student-athlete.

Other special requests are handled on a case-by-case basis.

#### POSTGAME INTERVIEWS

Following each game, there is a 20-minute cooling-off period, during which time the players shower and dress. Approximately 10 minutes after the game ends, Coach Calipari conducts his postgame press conference while a player is taken to the UK Sports Network.

Following Coach Calipari's press conference and the cooling-off period, selected UK players are brought to the media interview room.

### The Polls

#### Associated Press Top 25 March 5

1. Virginia (65)
2. Villanova
3. Xavier
4. Michigan State
5. Duke
6. Gonzaga
7. Michigan
8. Cincinnati
9. Kansas
10. Purdue
11. Wichita State
12. North Carolina
13. Tennessee
14. Texas Tech
15. Arizona
16. Auburn
17. Ohio State
18. West Virginia
19. Clemson
20. Saint Mary's
21. Houston
22. Nevada
23. Florida
24. Miami (Fl.)
25. Rhode Island

**Receiving Votes:** St. Bonaventure, Kentucky, TCU, Loyola-Chicago, Virginia Tech, Seton Hall, Middle Tennessee, Creighton, Arkansas, NC State, Nebraska, Kansas State, New Mexico State, Florida State, Buffalo, Texas A&M

#### USA Today Coaches Poll March 5

1. Virginia (32)
2. Xavier
3. Villanova
4. Duke
5. Michigan State
6. Gonzaga
7. Michigan
8. Cincinnati
9. Kansas
10. Purdue
11. North Carolina
12. Tennessee
13. Texas Tech
14. Wichita State
15. Auburn
16. Ohio State
17. Arizona
18. West Virginia
19. Saint Mary's
20. Clemson
21. Houston
22. Nevada
23. Florida
24. Rhode Island
25. Miami (Fl.)

**Receiving Votes:** Kentucky, Creighton, Loyola-Chicago, Middle Tennessee, NC State, St. Bonaventure, TCU, Virginia Tech, Seton Hall, Arizona State, New Mexico State, Arkansas, Texas A&M, Missouri, Florida State, Oklahoma, Baylor, Kansas State,

#### Kentucky Week by Week

Preseason	5/4
Nov. 13	7/4
Nov. 20	8/8
Nov. 27	7/7
Dec. 4	8/7
Dec. 11	8/5
Dec. 18	7/6
Dec. 25	16/15
Jan. 1	17/14

Jan. 8	21/20
Jan. 15	18/16
Jan. 22	RV/RV
Jan. 29	21/22
Feb. 5	24/24
Feb. 12	RV/RV
Feb. 19	RV/RV
Feb. 26	23/25
March 5	RV/RV
March 12	
Postseason	

### Final SEC Standings

Team	SEC Record	Overall Record	Games Back
Auburn	13-5 (.722)	25-6 (.806)	0.0
Tennessee	13-5 (.722)	23-7 (.767)	0.0
Florida	11-7 (.611)	20-11 (.645)	2.0
<b>Kentucky</b>	<b>10-8 (.556)</b>	<b>21-10 (.677)</b>	<b>3.0</b>
Missouri	10-8 (.556)	20-11 (.645)	3.0
Arkansas	10-8 (.556)	21-10 (.677)	3.0
Mississippi State	9-9 (.500)	21-10 (.677)	4.0
Texas A&M	9-9 (.500)	20-11 (.645)	4.0
Alabama	8-10 (.444)	17-14 (.548)	5.0
LSU	8-10 (.444)	17-13 (.567)	5.0
South Carolina	7-11 (.389)	16-15 (.516)	6.0
Georgia	7-11 (.389)	16-14 (.533)	6.0
Vanderbilt	6-12 (.333)	12-19 (.387)	7.0
Ole Miss	5-13 (.278)	12-19 (.387)	8.0

### UK in the Rankings

#### Team Rankings (Through March 3)

Category	Stat	SEC (NCAA)
Scoring	76.9	4th (85th)
Scoring Defense	71.2	9th (145th)
Scoring Margin	+5.7	6th (95th)
Free Throw %	.695	10th (253rd)
Field Goal %	.466	3rd (83rd)
Field Goal % Def.	.409	4th (37th)
3-Point FG %	.348	8th (182nd)
3-Point FG % Def.	.297	1st (3rd)
Rebounding Off.	39.2	3rd (22nd)
Rebounding Def.	33.7	3rd (N/A)
Rebounding Margin	+5.5	3rd (36th)
Blocks Per Game	5.0	5th (25th)
Assists Per Game	13.3	8th (203rd)
Steals Per Game	5.7	9th (229th)
Turnover Margin	-1.4	10th (284th)
Assist/TO Ratio	1.0	10th (227th)
Off. Rebs. Per Game	12.5	1st (27th)
Def. Rebs. Per Game	26.7	4th (74th)
Def. Rebound %	.695	8th (N/A)
Off. Rebound %	.362	1st (N/A)
3-Point FG Per Game	5.2	14th (342nd)

### Individual Rankings

Category/Player	Stat	SEC (NCAA)
Assists/Gilgeous-Alexander	4.9	4th (76th)
FG. Pct./Knox	.446	10th (249th)
FT. Pct./Gilgeous-Alexander	.808	10th (175th)
Minutes/Gilgeous-Alexander	32.9	6th
Minutes/Knox	32.3	7th
Points/Knox	15.7	9th
Steals/Gilgeous-Alexander	1.6	4th (121st)

### Upcoming in the SEC

#### March 7-11

Contest	Time	TV Network
<b>Wednesday, March 7</b>		
SEC: Georgia vs. Vanderbilt (1)	7 p.m.	SEC Network
SEC: South Carolina vs. Ole Miss (2)	9:25 p.m.	SEC Network
<b>Thursday, March 8</b>		
SEC: Alabama vs. Texas A&M (3)	1 p.m.	SEC Network
SEC: No. 12/13 vs. Missouri (4)	3:25 p.m.	SEC Network
SEC: LSU vs. Mississippi State (5)	7 p.m.	SEC Network
SEC: No. 11/14 vs. Arkansas (6)	9:25 p.m.	SEC Network
<b>Friday, March 9</b>		
SEC: No. 8/9 vs. Auburn (7)	1 p.m.	ESPN
<b>SEC: Game 4 winner vs. Kentucky (8)</b>	<b>3:25 p.m.</b>	<b>ESPN</b>
SEC: Game 5 winner vs. Tennessee (9)	7 p.m.	SEC Network
SEC: Game 6 winner vs. Florida (10)	9:25 p.m.	SEC Network
<b>Saturday, March 10</b>		
<b>SEC: Winners of Game 7&amp;8 (11)</b>	<b>1 p.m.</b>	<b>ESPN</b>
SEC: Winners of Games 9&10 (12)	3:25 p.m.	ESPN
<b>Sunday, March 11</b>		
<b>SEC: Winners of Game 11&amp;12</b>	<b>1 p.m.</b>	<b>ESPN</b>

All times Eastern



# NOTES

## Honoring the Cats

### Hamidou Diallo

- SEC Freshman of the Week (Dec. 18)
- John R. Wooden Award Preseason Top 50
- Naismith Trophy Preseason Watch List
- Oscar Robertson Trophy Preseason Watch List
- Preseason All-SEC First Team (Media)
- Preseason All-SEC Second Team (Coaches)
- Jerry West Award Preseason Watch List
- Blue Ribbon College Basketball Yearbook Preseason All-American Fourth Team

### Shai Gilgeous-Alexander

- All-SEC Second Team (Coaches)
- SEC All-Freshman Team (Coaches)
- USBWA District IV Team
- SEC Freshman of the Week (Jan. 15)
- Bluegrass Sports Commission MVP of Kentucky-Louisville game
- NetScouts International Player of the Week on Jan. 2

### Kevin Knox

- Co-SEC Freshman of the Year (Coaches)
- All-SEC First Team (Coaches)
- SEC All-Freshman Team (Coaches)
- USBWA District IV Team
- Naismith Trophy Midseason Watch List
- Julius Erving Award Midseason Final 10
- USBWA Oscar Robertson National Player of the Week (Jan. 30)
- USBWA Wayman Tisdale National Freshman of the Week (Jan. 30)
- Citizen Naismith Player of the Week (Jan. 30)
- SEC Freshman of the Week (Jan. 29)
- Lute Olson Award Midseason Watch List
- John R. Wooden Award Preseason Top 50
- CNaismith Trophy Preseason Watch List
- Oscar Robertson Trophy Preseason Watch List
- Preseason All-SEC First Team (Coaches)
- Preseason All-SEC Second Team (Media)
- Julius Erving Award Preseason Watch List

### Dillon Pulliam

- SEC Community Service Team

### Nick Richards

- Kareem Abdul-Jabbar Award Preseason Watch List

### Jarred Vanderbilt

- SEC Freshman of the Week (Feb. 24)

### PJ Washington

- Karl Malone Award Preseason Watch List

## Wildcats' Regular-Season Finale Ends in Loss at Florida

Shai Gilgeous-Alexander scored 17 points and dished out four assists, but No. 23/25 Kentucky lost at Florida 80-67 on Saturday at Exactech Arena at the Stephen C. O'Connell Center.

Kentucky (21-10, 10-8 Southeastern Conference) also got 14 points from Kevin Knox, while Quade Green and PJ Washington each had 11. Washington also had a team-high seven rebounds for the Cats.

Florida (20-11, 11-7 SEC) hit 28 of its 57 shots (49.1 percent) from the floor, including 10 of 24 (41.7 percent) from behind the arc. Meanwhile, Kentucky made 24 of its 58 attempts (41.4 percent) from the field, including six of 16 (37.5 percent) from behind the arc. The Gators made 14 of 20 (70 percent) at the free-throw line, while Kentucky made 13 of 22 (59.1 percent) from the charity stripe.

Florida scored the first four points of the game, but Kentucky scored the next five to take an early one-point lead. The game would be tied 9-9 and 14-14 before Florida went on a 6-0 run to lead 20-14 with 10:09 left in the half.

Kentucky would cut the lead to three, 20-17, but Florida scored the next eight points, taking a 28-17 lead with 6:06 left in the half. The Wildcats cut the lead to 30-22 on a 3-pointer by Quade Green, but the Gators answered with a 15-6 stretch, taking their biggest lead of the half, 45-28, in the process. Florida would lead 48-33 at the break.

Florida made its first six shots from the floor in the second half, extending its lead to 62-39. But Kentucky tightened the defense and began to make shots of its own, assembling a 17-3 run to cut the Florida lead to 65-56 with 6:48 left in the game.

However, Florida had the answer, in the form of a 10-1 run that put the game away. Kentucky would get back within 11 points, 76-65, on a jumper by Knox, but the Wildcats would get no closer.

### NOTABLES:

- Florida's 80 points were the fifth most by a UK opponent this year
- UK blocked two shots, tying its season low for the fourth time
- Kentucky's six assists were a season low
- Gilgeous-Alexander scored a team-high 17 points, reaching that total for the second game in a row, while reaching double figures for the fourth game in a row.
- Green netted 11 points, including going 3 for 3 from 3-point range. He's made at least two 3-pointers in five straight games. He's scored in double figures in five consecutive games, the best stretch of his career.
- Washington scored 13 points to reach double figures for the sixth straight game, all off the bench
- UK's 13-point loss was its biggest of the season

## Wildcats Seeking Fourth Straight SEC Tournament Title

Kentucky will be the No. 4 seed in the annual Southeastern Conference Tournament when action begins Wednesday in St. Louis. The Wildcats, who earned the coveted double bye, will play the winner of Missouri and Georgia-Vanderbilt game on Friday in St. Louis, at approximately 3:25 p.m. ET in the quarterfinals.

Kentucky has never earned a seed lower than two (conference or division) under John Calipari and will play as the No. 4 seed for the first time during his tenure. The last time UK was the No. 4 seed in the SEC Tournament was in 2009.

The Wildcats went 1-1 vs. the Tigers, 1-0 vs. the Bulldogs and 2-0 vs. the Commodores. Missouri is the No. 5 seed, while Georgia is the No. 12 and Vanderbilt the 13th seed.

UK's quarterfinal SEC Tournament game will be televised by the ESPN. If Kentucky wins Friday, it will play Saturday at 1 p.m. ET. Sunday's championship game is scheduled for 1 p.m. ET. Both of the semifinals and championship game will be televised on ESPN.

Kentucky leads the league with 30 SEC Tournament titles, including five under Calipari. UK has captured each of the last three titles. The Wildcats are 130-25 all-time in the SEC Tournament, including 43-11 in the quarterfinals. Kentucky is 11-1 all-time vs. Georgia in the SEC Tournament and 4-5 vs. Vanderbilt. The Wildcats and Mizzou have never met in the SEC Tournament.

It's the first time in the history of the SEC Tournament that the city of St. Louis will host. Kentucky last played in the Scottrade Center during the memorable 2014 NCAA Tournament run. UK beat Kansas State in the opening round, before knocking off previously undefeated and the tournament's No. 1 overall seed in Wichita State to advance to the Sweet 16.

## Crawford Tabbed UK's 2018 SEC Legend

Former Kentucky men's basketball star Joe Crawford will represent the Wildcats as a member of the 2018 Southeastern Conference Legends at the SEC Tournament in St. Louis.

Past greats from all 14 SEC member institutions will be honored at the league tournament March 7-11 at the Scottrade Center. Crawford will be honored at halftime of UK's first game of the tournament.

Crawford, a four-year letterwinner from 2005-08, is one of the leading scorers in Kentucky's storied program history. With 1,438 career points, Crawford finish his career at No. 19 on UK's all-time scoring list.

An All-SEC Second Team pick in 2008 by the league's coaches, Crawford averaged double-figure scoring in three of his four seasons, including 17.9 points per game in his senior year. He made 40 or more 3-pointers in his final three seasons, including 63 in both his junior and senior seasons.

In 2005, while Crawford was a freshman, the Wildcats won both the SEC regular-season and tournament crowns. Crawford was considered a fan favorite. He was drafted 58th overall in the second round of the 2008 NBA Draft by the Los Angeles Lakers and played professionally until 2015.

This marks the 20th year of the SEC Basketball Legends program.

## Knox Wins SEC Co-Freshman of the Year; Gilgeous-Alexander Also Honored

Freshmen Kevin Knox and Shai Gilgeous-Alexander, Kentucky's two leading scorers and most consistent performers, were honored by the Southeastern Conference's league coaches on Tuesday. Knox was named, alongside Alabama's Collin Sexton, as the SEC Freshman of the Year, and a first-team selection, while Gilgeous-Alexander was a second-team pick by the 14 head coaches. The duo was among eight players on the All-SEC Freshman Team.

All 14 conference head coaches voted on the eight-man first- and second-team All-SEC squads. Ties were not broken.

Knox was joined on the first team by Jaylen Barford (Arkansas), Chris Chiozza (Florida), Yante Maten (Georgia), Kassi Robertson (Missouri), Chris Silva (South Carolina), Grant Williams (Tennessee) and Tyler Davis (Texas A&M).

Gilgeous-Alexander was a second-team member alongside Sexton, Daryl Macon (Arkansas), Bryce Brown (Auburn), Jared Harper (Auburn), Quindary Weatherspoon (Mississippi State), Admiral Schofield (Tennessee) and Jeff Roberson (Vanderbilt).

Knox is the ninth Wildcat to win SEC Freshman of the Year, as voted on by the league's coaches, in Kentucky's storied history. He is the eighth player in the last nine seasons under John Calipari's direction to claim the distinction. With the freshman duo capturing league honors, Calipari has now coached 23 players who have earned All-SEC accolades. At least one player has been named to the All-SEC Freshman Team, including 24 total, in all nine seasons under Calipari, and in eight of the nine seasons multiple players have been tabbed to the squad.

In addition to UK's two freshmen, Sexton, Daniel Gafford (Arkansas), Tremont Waters (LSU), Nick Weatherspoon (Mississippi State), Jontay Porter (Missouri) and TJ Stars (Texas A&M) made up the All-SEC Freshman Team.

After earning All-Southeastern Conference honors, Gilgeous-Alexander and Knox were also among 10 players selected for the United States Basketball Writers Association's District IV Team. The District IV Team includes players from the states of Kentucky, Tennessee, Mississippi, Alabama, Georgia and Florida.

Joining UK's freshmen on the list are Bryce Brown (Auburn), Chris Chiozza (Florida), Jared Harper (Auburn), Nick King (Middle Tennessee State), Yante Maten (Georgia), Collin Sexton (Alabama), Jonathan Stark (Murray State) and Grant Williams (Tennessee).

The Wildcats have had 19 players named to the USBWA All-District team in the nine seasons under the direction of head coach John Calipari. Fifteen of those players were freshmen, including Devin Booker (2015), DeMarcus Cousins (2010), Anthony Davis (2012), De'Aaron Fox (2017), Terrence Jones (2011), Michael Kidd-Gilchrist (2012), Brandon Knight (2011), Malik Monk (2017), Jamal Murray (2016), Nerlens Noel (2013), Julius Randle (2014), Karl-Anthony Towns (2015) and John Wall (2010).



## 2017-18 Lead-Deficit Comparison

Opponent	Biggest Lead	Biggest Deficit	Biggest Run	Changes	Ties	Led	Trailed	Result
UTAH VALLEY	14 (2nd)	12 (2nd)	18-0	4	5	20:04	17:08	W, 73-63
VERMONT	14 (2nd)	2 (1st)	10-0	5	2	37:03	1:06	W, 73-69
vs. Kansas	2 (2nd)	11 (1st)	6-0	12	10	4:10	31:00	L, 65-61
ETSU	22 (2nd)	10 (1st)	16-0	3	0	25:10	14:26	W, 78-61
TROY	21 (2nd)	None	8-0	0	2	39:14	0:00	W, 70-62
FORT WAYNE	30 (2nd)	4 (1st)	15-0	8	2	33:16	4:14	W, 86-67
UIC	38 (2nd)	1 (1st)	10-0	2	0	39:30	0:20	W, 107-73
HARVARD	20 (2nd)	None	13-0	0	2	38:59	0:00	W, 79-70
vs. Monmouth	29 (2nd)	1 (1st)	13-0	2	0	39:28	0:18	W, 93-76
VIRGINIA TECH	8 (2nd)	8 (1st)	10-0	11	8	19:43	15:32	W, 93-86
vs. UCLA	8 (1st)	12 (2nd)	13-0	8	3	8:41	28:23	L, 83-75
LOUISVILLE	32 (2nd)	6 (1st)	12-0	4	4	30:44	6:18	W, 90-61
GEORGIA	7 (2nd)	8 (2nd)	8-0	5	4	6:48	28:08	W, 66-61
at LSU	7 (1st)	7 (2nd)	9-0	12	5	25:18	12:04	W, 74-71
at Tennessee	9 (1st)	11 (2nd)	8-0	5	7	19:17	13:58	L, 76-65
TEXAS A&M	6 (1st)	6 (2nd)	7-0	12	14	12:57	21:16	W, 74-73
at Vanderbilt	9 (1st)	4 (1st)	11-0	3	3	32:43	2:17	W, 74-67
at South Carolina	14 (2nd)	9 (1st)	12-0	4	7	19:34	16:14	L, 76-68
FLORIDA	8 (1st)	8 (2nd)	7-0	4	12	14:05	20:42	L, 66-64
MISSISSIPPI STATE	13 (2nd)	6 (1st)	7-0	8	10	24:36	10:29	W, 78-65
at West Virginia	7 (2nd)	17 (2nd)	11-0	6	5	8:16	28:08	W, 83-76
VANDERBILT	5 (1st)	14 (2nd)	7-0	7	5	12:47	30:12	W, 83-81 <sup>OT</sup>
at Missouri	3 (1st)	14 (2nd)	6-0	5	4	5:01	33:27	L, 69-60
TENNESSEE	3 (1st)	4 (2nd)	7-0	17	13	13:06	16:04	L, 61-59
at Texas A&M	4 (1st)	23 (2nd)	8-0	9	7	8:02	26:30	L, 85-74
at Auburn	6 (1st)	10 (2nd)	7-0	7	1	13:40	24:41	L, 76-66
ALABAMA	11 (2nd)	3 (1st)	6-0	15	8	31:12	4:25	W, 81-71
at Arkansas	17 (2nd)	11 (1st)	10-0	9	12	14:41	18:39	W, 87-72
MISSOURI	24 (2nd)	3 (1st)	11-0	3	5	30:39	3:53	W, 87-66
OLE MISS	20 (2nd)	2 (1st)	10-0	7	2	36:56	1:12	W, 96-78
at Florida	1 (1st)	23 (2nd)	7-0	2	2	0:57	37:56	L, 80-67
<b>BIGGEST/MOST</b>	<b>38</b>	<b>23</b>	<b>18-0</b>	<b>17</b>	<b>14</b>	<b>39:30</b>	<b>37:56</b>	
<b>TOTALS</b>						<b>666:37</b>	<b>414:00</b>	

## Knox Among the Best Freshmen in the Nation

Kevin Knox re-asserted himself into the national discussion as one of the nation's best freshmen after a 34-point performance at then-No. 7/7 West Virginia.

The U.S. Basketball Writers of America named him both the Oscar Robertson National Player of the Week and the Wayne Tisdale National Freshman of the Week and the Atlanta Tipoff Club tabbed him its Citizen Naismith National Player of the Week honors on Jan. 31. On Feb. 8, he was one of 10 finalists for the Julius Erving Award, presented annually by the Naismith Memorial Basketball Hall of Fame to the nation's top small forward, and he's on the Citizen Naismith Trophy late-season list as a national player of the year candidate.

Knox is the second freshman this season to earn both USBWA honors in the same week, joining Oklahoma's Trae Young, who did it in December. It was also his first SEC honor.

Knox is the first UK freshman to earn Tisdale Freshman of the Week honors since Tyler Ullis and Karl-Anthony Towns claimed the honor during the historic 2014-15 season. Malik Monk was tabbed the Oscar Robertson National Player of the Week following his 47-point performance against North Carolina last season.

Knox averaged 26.5 points and 6.5 rebounds per game in wins over Mississippi State and at No. 7/7 West Virginia that week. He had 19 points, six boards and a pair of steals against the Bulldogs. In the epic come-from-behind win over West Virginia, Knox poured in 34 points and added seven rebounds. The scoring output was the most since De'Aaron Fox had 39 in a win over UCLA in the Sweet 16 in the 2017 NCAA Tournament. The 34 points tied Malik Monk's freshman school scoring record on the road (Monk scored 34 at Ole Miss to open SEC play a season ago). They're also the most by a UK freshman in a nonconference true road game.

Overall, Knox leads the Wildcats in scoring at 15.7 points per game. He's reached double-figure scoring in 25 games this season and has a team-high nine games of 20 or more points, while also leading the team in rebounding on six occasions. He is second on the team with 165 rebounds on the year for an average of 5.3 per game. Knox has also put together a team-high-tying two double-doubles on the year and has drained a team-high 50 3-pointers.

He's averaging 17.8 points per game over the last 12 games, scoring in double figures in all but one of those games. He also notched 20 or more points in three straight games, the first player to do that since Malik Monk did it in November and December of 2016.

The Tampa, Florida, native is shooting 44.6 percent from the field, 35.0 percent from 3-point range and 77.2 percent from the charity stripe. In games in which UK has won this season, he is averaging 16.7 points, 5.5 rebounds and 1.4 assists per game.

## Gilgeous-Alexander UK's 'Best Player?'

Originally filling in as the starter at point guard after a back strain sidelined Quade Green for three games, Shai Gilgeous-Alexander has played so well that the super sub couldn't be put back on the bench.

In Gilgeous-Alexander's last 16 games as a starter, he's averaging 14.8 points, 5.4 assists and 4.2 rebounds in 36.2 minutes of action. He was particularly good in both wins vs. Vanderbilt. In the road win at Vanderbilt, he scored a game-high 22 points, while also dishing out six assists. He scored or assisted on 13 of UK's 23 made field goals. And then at home vs. Vanderbilt, Gilgeous-Alexander was even better. He scored a game-high 30 points and was instrumental in the 14-point second-half comeback. The native of Canada scored or assisted on 32 of UK's final 56 points in that come-from-behind win, including scoring eight of UK's final 10 points of the second half when the Wildcats were staring at a loss -- even hitting the two clutch free throws with just over two seconds left and Kentucky down two.

Whether he's serving as the man running the show or the energy guy off the bench that he was for most of the nonconference season, he's changing the game in a multitude of ways. First, there's the defense. Gilgeous-Alexander is averaging 1.6 steals per game. Under Calipari, John Wall's 1.8 steals and 66 for the season are the most of any player. Gilgeous-Alexander currently is third among all Southeastern Conference players with 49 steals (through games on March 3). He's moved into seventh place on UK's single-season freshman steals list and needs two to pass Nerlens Noel and move into sixth.

But what has really taken Gilgeous-Alexander's game to another level in the last two months is his poise and consistency on the offensive end. He's now second on the team in points per game with a 13.2 average and is averaging 15.1 points over his last 20 games, but more importantly, his play rises when the team needs him the most. He's averaging 9.2 points in the second halves of games (compared to 5.8 in the first) over the last 20 games.

His midseason surge started in games off the bench, including back-to-back games of 20 points or more vs. Louisville and Georgia. Those back-to-back games marked the first time a player has scored 20 or more points off the bench since Deron Feldhaus turned the trick Jan. 21 and 25, 1992. Gilgeous-Alexander nearly made it three in a row with 18 points in Baton Rouge, Louisiana, in the Wildcats' first road victory of the season.

And Gilgeous-Alexander is far from a score-first point guard. He's proven to be an adept passer, leading the team in assists with a 4.9 average, ranked fourth in the SEC. He's led the team in assists in a team-best 23 games. He is the 13th freshman in program history to amass more than 100 assists during his freshman season. He currently sits in sixth on the all-time freshman assists list with 151. He needs nine to pass Brandon Knight and Andrew Harrison who are tied for fourth. John Wall owns the record with 241 assists in 2009-10.

Said Calipari after the back-to-back 20-point performances vs. Louisville and Georgia: "He's our best player."





# NOTES

## CATS IN THE NBA

At the beginning of the 2017-18 season, 27 former Wildcats were on an opening-day roster, more than any other school in the country. The following listing includes any player who has appeared in an NBA game this season.

Name	Team
Bam Adebayo	Miami Heat
Eric Bledsoe	Milwaukee Bucks
Devin Booker	Phoenix Suns
Willie Cauley-Stein	Sacramento Kings
DeMarcus Cousins	New Orleans Pelicans
Anthony Davis	New Orleans Pelicans
De'Aaron Fox	Sacramento Kings
Andrew Harrison	Memphis Grizzlies
Dakari Johnson	Oklahoma City Thunder
Enes Kanter	New York Knicks
Michael Kidd-Gilchrist	Charlotte Hornets
Brandon Knight	Phoenix Suns
Skal Labissiere	Sacramento Kings
DeAndre Liggins	New Orleans Pelicans
Trey Lyles	Denver Nuggets
Jodie Meeks	Washington Wizards
Darius Miller	New Orleans Pelicans
Malik Monk	Charlotte Hornets
Jamal Murray	Denver Nuggets
Nerlens Noel	Dallas Mavericks
Patrick Patterson	Oklahoma City Thunder
Alex Poythress	Indiana Pacers
Julius Randle	Los Angeles Lakers
Rajon Rondo	Sacramento Kings
Karl-Anthony Towns	Minnesota Timberwolves
Tyler Ulis	Phoenix Suns
John Wall	Washington Wizards
James Young	Philadelphia 76ers

Several former Wildcats are among the NBA league leaders in the major statistical categories. Stats are through March 5. Former UK players are in **BOLD**.

### Points Per Game

1. James Harden (Rockets) - 31.2
2. **Anthony Davis (Pelicans) - 28.0**
19. **DeMarcus Cousins (Pelicans) - 25.2**
19. **Devin Booker (Suns) - 25.2**

### Rebounds Per Game

1. Andre Drummond (Pistons) 15.7
3. **DeMarcus Cousins (Pelicans) - 12.9**
5. **Karl-Anthony Towns (Timberwolves) - 12.2**
9. **Anthony Davis (Pelicans) - 11.1**
10. **Enes Kanter (Knicks) - 10.8**

### Assists Per Game

1. Russell Westbrook (Thunder) - 10.2
5. **Rajon Rondo (Pelicans) - 7.7**

### Steals Per Game

1. Victor Oladipo (Pacers) - 2.17
3. **Eric Bledsoe (Bucks) - 2.04**
12. **DeMarcus Cousins (Pelicans) - 1.65**

### Blocks Per Game

1. Kristaps Porzingis (Knicks) - 2.40
2. **Anthony Davis (Pelicans) - 2.20**
9. **DeMarcus Cousins (Pelicans) - 1.58**
11. **Karl-Anthony Towns (Timberwolves) - 1.47**

### Field-Goal Percentage

1. Clint Capela (Rockets) - .655
5. **Enes Kanter (Knicks) - .602**
9. **Julius Randle (Lakers) - .561**
13. **Karl-Anthony Towns (Timberwolves) - .547**
16. **Anthony Davis (Pelicans) - .535**

### Free-Throw Percentage

1. JJ Redick (76ers) - .931
15. **Jamal Murray (Nuggets) - .913**
15. **Devin Booker (Suns) - .873**

### 3-Point Field-Goal Percentage

1. Klay Thompson (Warriors) - .449
14. **Darius Miller (Pelicans) - .422**

### Double-Doubles

1. **Karl-Anthony Towns (Timberwolves) - 55**
5. **DeMarcus Cousins (Pelicans) - 38**
6. **Anthony Davis (Pelicans) - 37**
12. **Enes Kanter (Knicks) - 31**

## Cats Now Playing for Seeding in NCAA Tournament

If there was any question about Kentucky's NCAA Tournament credentials a couple of weeks ago during the four-game skid -- and really, résumé wise there shouldn't have been -- there isn't any now. UK is a lock for the NCAA Tournament. At this point, it's about playing for an NCAA Tournament seed.

Many national analysts have UK in play for a top-five seed. According to the RPI, that's spot on. The RPI (ratings percentage index) is a quantity used to rank a team based upon a team's wins and losses and its strength of schedule. Although it's one of several measures the NCAA selection committee will use on Selection Sunday, it's an important metric -- and one the Wildcats stack up favorably in this season.

Through games on March 4, Kentucky was ranked No. 17 in the NCAA's official RPI. The Wildcats have played the fourth-toughest schedule in the country, according to the RPI, and stack up favorably with a combined 12-10 record vs. teams in quadrants one and two, key indicators of how the selection committee values wins. All 10 of UK's losses are quadrant one or two losses. UK is a perfect 9-0 vs. quadrants three and four.

## Wildcats' Schedule Ranks No. 4 in Country

Kentucky's young team was put to the test early and often with another formidable nonconference schedule and it has led up to an even harder league slate.

As of games played through March 4, UK's nonconference schedule ranks No. 6 overall in the country. Throw in the much-improved Southeastern Conference, which is considered by some this year to be the best league in the country from top to bottom, and UK's strength of schedule is the fourth toughest in the nation.

Twelve of UK's 13 nonconference opponents made a postseason tournament in 2017, including eight who made the NCAA Tournament. Three of those advanced to the Sweet 16 or better.

Five nonconference teams finished the 2016-17 season with an RPI in the top 50 and four ended the season in both the Associated Press Top 25 and USA Today Coaches Poll. All told, Kentucky's 2017-18 nonconference opponents combined for a record of 314-134 in 2016-17, a .701 winning percentage.

Kentucky's nonconference schedule saw the Wildcats play in premier venues such as the United Center in Chicago (vs. Kansas) and Madison Square Garden in New York (vs. Monmouth), took them to a Big Blue Nation favorite in New Orleans (vs. UCLA), and featured a difficult trip to Morgantown, West Virginia, to play the West Virginia Mountaineers in January.

The league, which is being projected to have as many as nine NCAA Tournament teams, has been even tougher.

A quarter of ESPN's top-100 recruits in the 2017 class signed to play in the SEC. The league is coming off a season in which its teams combined to go 11-5 in the NCAA Tournament and had three teams advance to the Elite Eight.

Seven UK opponents entered the 2017-18 season ranked in one or both of the major polls, including three top-10 opponents. Twelve of the league's 14 teams are in the top 100 of the RPI.

## Bounce Back

The Wildcats don't lose very often during the John Calipari era, but when they do, they almost always bounce back. UK is 43-12 under Calipari following a loss.

The Wildcats have only lost back-to-back games 12 times during the Calipari era with three of those losses having come during a four-game losing streak from Feb. 3-14, 2018. That was the first four-game losing streak under Calipari.

Previously, the last time UK lost four games in a row was in February 2009, when the Wildcats dropped four straight games to end the regular season. It's the first time Calipari had lost four straight since the end of the 2004-05 season at Memphis.

## Cats Rebound from Four-Game Skid with Win Streak

After enduring one of the toughest stretches in recent memory, the Wildcats found a groove behind strong offensive rebounding, a shooting uptick and an impressive assist-to-turnover ratio to win four straight from Feb. 17-28.

Over those four games -- three against teams at least receiving votes in the Associated Press Top 25 at the time of the game -- the Wildcats averaged 87.8 points per game and scored at least 81 in all four outings. It was the first time UK scored 80 or more points in four straight games since last season's high-scoring team did it eight straight times.

Kentucky had four players average double figures during the stretch with Kevin Knox leading the way at 19.8 points per game. UK's offensive uptick was highlighted by a 48.4 percent field-goal clip and an average of 15.5 assists per game. UK generated at least 10 assists in all four games but had 16 or more in each of the last three wins.

Kentucky's surge was also boasted by a sizzling 45.5 percent from behind the arc and an average of 7.5 made 3-pointers a game. The Wildcats also got to the free-throw line and knocked down their attempts. Kentucky shot 76.6 percent from the line with an average of 21.3 makes a game.

The biggest difference over the four games, however, was the rate at which the Wildcats hit the boards. UK outrebounded its opponents 42.2-30.8, a plus-11.5 rate. The Cats hauled in an average of 14.8 offensive rebounds a game and turned that into 16.5 second-chance points per game.

UK also curtailed the turnovers. Plagued by silly mistakes for much of the season, the young Cats averaged just 11.3 a game over the four games compared to an average of 13.3 during the four-game skid.

## Four-Game Skid an Anomaly for UK, Calipari

Despite Kentucky's four-game losing streak from Feb. 3-14, the Wildcats' NCAA Tournament prospects are still in very good shape with a strong résumé and more opportunities ahead in arguably the nation's best conference. But if there was a sense of uneasiness in and around Big Blue Nation, there's a reason why: The skid rarely happens at UK or under John Calipari.

UK's four-game losing streak was entering waters Kentucky and Calipari generally don't swim in, but they're worth pointing out for perspective of the success UK and Calipari have had:

## Measurables

### Top Wing Span

1. Nick Richards - 7'5"
2. PJ Washington - 7'3"
3. Sacha Killeya-Jones - 7'2"
4. Jarred Vanderbilt - 7'1"
- T5. Hamido Diallo - 7'0.25"
- T5. Kevin Knox - 7'0.25"

### Maximum Vertical

1. Hamidou Diallo - 44.5"
2. PJ Washington - 43.0"
3. Jarred Vanderbilt - 39.5"
- T4. Wenyen Gabriel - 37.5"
- T4. Kevin Knox - 37.5"

### Top Hand Width

1. Sacha Killeya-Jones - 11.0"
2. Nick Richards - 10.5"
3. PJ Washington - 10.25"
- T4. Jarred Vanderbilt - 10.0"
- T4. Tai Wynyard - 10.0"

### Top Reach

1. Nick Richards - 9'2.50"
2. Sacha Killeya-Jones - 9'2"
- T3. Wenyen Gabriel - 9'0"
- T3. Kevin Knox - 9'0"
- T3. Jarred Vanderbilt - 9'0"
- T3. Tai Wynyard - 9'0"

### No-Step Vertical

1. Hamidou Diallo - 36.0"
2. PJ Washington - 35.5"
3. Jarred Vanderbilt - 34.0"
4. Wenyen Gabriel - 32.5"
5. Nick Richards - 32.0"

### 3/4 Court Sprint

1. Hamidou Diallo - 3.10
2. Kevin Knox - 3.22
3. Jarred Vanderbilt - 3.28
4. Shai Gilgeous-Alexander - 3.29
5. Wenyen Gabriel - 3.32



- The four-game losing streak was the longest in Calipari's nine seasons at UK. As a matter of fact, prior to the four-game skid, UK had never lost more than two in a row under Calipari
- Calipari hadn't lost four in a row since dropping four straight games at Memphis to end the 2004-05 regular season. As a matter of fact, Calipari -- owner of the most single-season wins at UK, Memphis and UMass -- has only lost four or more games four times during his career (once at UK, once at Memphis and twice at UMass). His longest career losing streak is just five games, done twice at UMass. On the flipside, he's had 18 streaks in his career where his teams have won 10 or more consecutive games during the season, including winning 15 or more straight games nine times, 20 or more six times, 25 or more five times, and 30 or more one time
- Another example of UK's long and storied success, it was just the seventh streak of four or more losses for Kentucky since the 1927-28 season

## Getting Back on Track, Plus a Little Perspective

One can point to a number of reasons for UK's four-game losing streak from Feb. 3-14. Areas the Wildcats were sound in for much of the season had fallen off during the stretch.

The good news is the body of work proves those things should return to the median -- and they did during the four-game-long winning streak from Feb. 17-28. From a big-picture perspective, several numbers appear to be outliers in that stretch.

For one, after shooting the ball well for most of the season, UK made just 40.9 percent of its shots over the four-game stretch down from 47.6 percent in the previous 22 games. The Wildcats were also making only 22.2 percent of their shots from behind the 3-point line. The first 22 games that mark was a respectable 35.0 percent.

Missed shots lead to scoring droughts, and the Wildcats battled through one prolonged one in each of the four losses. In all four games, UK had to battle through five or more consecutive minutes in the game without a field goal. Generally speaking, that's a deep hole to dig out of.

But perhaps the inconsistent shooting can be attributed to the types of looks the Wildcats were getting. UK's assists per game dipped off to just 10.0 per game over the four losses -- and that's really inflated by 15 assists at Texas A&M. The other three games featured nine, seven and nine assists, respectively.

Or maybe it's the fact that Kentucky wasn't getting nearly as many easy transition baskets as it was earlier in the season. UK is averaging just 5.5 fastbreak points per game over the four-game stretch. Over the previous 22 games the Wildcats were averaging 9.5.

Whether it's one factor or the other or a combination of both, all appear to be outliers -- perhaps magnified by the quality of competition Kentucky faced in a difficult league that's expected to get as many as nine teams into the NCAA Tournament.

Consider the four opponents UK faced during the streak -- all of them forecasted to be in the Big Dance and all of them with top-25 RPI rankings during the stretch. Missouri had won five straight games, Tennessee was ranked No. 15 in the country in the Associated Press Top 25 at the time, Texas A&M has victories over four top-25 ranked teams this season and Auburn shared the regular-season crown with Tennessee. As Alabama head coach Avery Johnson so eloquently put it after UK defeated the Crimson Tide to get back in the winning column: "They weren't against a YMCA team. They played Missouri, Tennessee, A&M, Auburn. Pretty good teams, right?" Right.

On top of all that, Kentucky and Calipari have been here before; maybe not to the degree of the consecutive losses, but they've endured February growing pains before and gone on to great endings. Consider the following teams:

- 2010-11 - Lost six games in the league and dropped four games in February. That team won the SEC Tournament title and ended up in the Final Four
- 2013-14 - Lost six games in the league, including four of the last seven regular-season games. That team put together one of the most memorable runs in the NCAA Tournament in school history and made it to the national championship game
- 2015-16 - Lost four games in a month's span late in the season but went on to win the SEC regular-season and tournament crowns

## Freshman Production Better Than Ever

Coach John Calipari's youngest team during his tenure and the youngest among all of college basketball this season is carrying the bulk of the load in 2017-18.

With no other choice than to produce after mass losses from the 2016-17 team, this group of freshmen is being relied upon more than any other freshman class under Calipari. The freshmen are producing 81.7 percent of the minutes, 87.7 percent of the scoring load and 72.9 percent of the rebounding numbers.

The Wildcats' top five scorers are all freshmen and six of the top seven rebounders are first-year players.

Outside of blocks and steals per game, this version of the young Cats leads in every other category in average production from the freshmen. The three teams that are better in blocks per game featured two of the best shot blockers in school history in Anthony Davis and Nerlens Noel. The other squad? The 2010 team featuring John Wall, DeMarcus Cousins and Eric Bledsoe.

Here's a look at UK's freshman production vs. other freshman classes under Calipari:

Year	PPG	RPG	APG	SPG	BPG	Year	PPG	RPG	APG	SPG	BPG
2017-18	67.4	28.5	12.4	4.6	3.4	2012-13	40.3	22.9	5.3	3.6	5.9
2016-17	54.5	20.0	8.2	3.3	3.4	2011-12	41.3	22.2	8.3	3.4	6.3
2015-16	38.6	16.5	5.9	2.7	2.7	2010-11	45.6	15.1	7.4	2.4	2.3
2014-15	33.4	15.2	6.6	2.3	2.8	2009-10	46.3	20.7	10.7	4.7	3.9
2013-14	61.5	26.4	9.6	3.2	2.5						

The success of the freshmen has been a collective effort, but each player has enjoyed a prolific game as well, showcasing Coach Calipari's sentiment that as the team succeeds, so do the individuals.

- Hamidou Diallo - SEC Freshman of the Week after scoring 23 points vs. Virginia Tech
- Shai Gilgeous-Alexander - Bluegrass Sports Commission MVP after pouring in 24 points in a win over Louisville
- Quade Green - Game-winning layup in overtime vs. Vanderbilt, had 12 points in the game
- Kevin Knox - National Player of the Week after scoring 37 points at No. 7 West Virginia
- Nick Richards - Had 25 points and 15 rebounds in win over Fort Wayne
- Jarred Vanderbilt - SEC Freshman of the Week after logging first double-double vs. Missouri with 11 points and 15 boards

## Historically Young

It seems like with every John Calipari team youth is the story, but this year's team is on a whole new level.

Zero seniors. Eight freshmen. Nearly 93 percent of last season's scoring and almost 77

## UK's Record vs. AP Ranked Opponents and as an AP Ranked Opponent Under Coach Cal

Kentucky (RK)	Opponent Rank																									RV	NR	TOTAL
	1	2	3	4	5	6	7	8	9	10	11	12	13	14	15	16	17	18	19	20	21	22	23	24	25			
1	-	0-1	0-1	1-0	2-0	2-0	-	2-0	1-0	-	0-1	-	-	-	-	2-0	1-0	1-0	-	1-0	3-0	1-0	-	-	-	6-2	46-2	69-7
2	-	-	-	-	1-0	0-1	-	-	-	-	-	1-0	1-0	-	1-0	-	1-0	-	0-1	-	-	-	-	-	-	4-0	22-0	31-2
3	-	-	-	-	-	-	-	-	0-1	-	-	1-0	-	-	-	-	-	-	-	0-1	-	-	-	-	-	1-0	17-0	19-2
4	-	0-1	-	1-0	-	-	-	-	-	-	-	-	1-0	-	-	-	-	-	-	-	-	-	-	-	1-0	1-0	6-2	10-3
5	-	-	-	-	-	-	-	-	-	-	1-0	-	-	-	-	-	-	-	-	-	-	-	-	1-0	-	-	8-0	10-0
6	-	-	-	-	0-1	-	1-0	1-0	0-1	-	-	-	-	-	-	-	-	1-0	-	-	-	-	-	1-0	-	1-0	6-0	10-2
7	-	-	-	0-1	-	-	-	-	-	-	-	-	-	-	-	-	-	-	-	-	-	-	-	-	-	-	2-1	2-2
8	-	-	-	-	-	-	-	-	-	-	-	-	1-0	-	-	-	-	-	-	-	-	-	-	0-1	-	2-3	11-0	14-4
9	-	-	-	-	-	-	-	-	-	-	-	-	-	-	-	-	-	-	-	-	-	-	-	-	-	-	3-1	3-1
10	-	-	-	-	-	-	-	-	-	-	-	-	0-1	-	-	-	-	-	-	-	-	-	-	-	0-3	4-1	4-5	
11	1-0	-	-	-	-	-	1-0	0-1	-	-	-	1-0	-	-	-	-	0-1	-	-	-	-	2-0	-	-	-	6-1	11-3	
12	-	-	-	-	-	-	-	-	-	-	-	-	-	-	1-0	-	-	-	-	-	-	-	-	-	1-0	1-1	3-1	
13	-	-	-	-	-	-	-	-	-	-	-	-	-	-	-	-	-	-	-	-	-	-	-	-	-	6-1	6-1	
14	-	-	0-1	-	-	-	-	-	-	-	-	-	-	-	-	-	-	-	-	-	-	-	-	-	1-1	7-1	8-3	
15	-	-	-	-	-	-	-	-	-	-	-	1-0	-	-	-	-	-	-	-	-	-	-	-	-	1-0	3-0	5-0	
16	-	-	-	-	-	-	-	-	-	-	-	-	-	-	-	1-0	-	-	-	-	-	-	-	-	1-0	4-1	6-1	
17	-	-	-	-	-	-	-	-	-	-	-	-	-	-	-	-	-	-	-	-	-	-	1-1	-	-	3-2	4-3	
18	-	-	-	-	-	-	-	-	-	-	-	-	-	-	-	-	-	-	-	-	-	0-1	-	-	1-1	4-2	5-3	
19	-	-	-	1-0	-	-	-	-	-	-	-	-	-	-	-	-	-	-	-	-	-	-	-	-	-	1-0	2-0	
20	-	-	-	0-1	-	-	-	-	-	-	-	-	-	-	-	-	-	-	-	-	1-0	-	-	-	-	3-1	4-2	
21	-	-	-	-	-	-	-	-	-	-	-	-	-	-	-	-	-	-	-	-	-	-	-	-	1-0	2-1	3-1	
22	-	-	-	-	-	-	-	-	-	-	-	1-0	-	-	-	-	-	-	-	-	-	-	-	-	1-0	5-1	7-1	
23	-	-	-	-	-	-	-	-	-	-	-	-	-	-	-	-	-	-	-	-	-	-	-	0-1	3-0	3-1		
24	-	-	-	-	-	-	-	-	-	-	-	-	-	0-1	-	-	-	-	-	-	-	-	-	-	0-1	0-2		
25	0-1	-	-	-	-	-	0-1	-	-	-	-	-	-	-	-	-	-	-	-	-	-	-	-	-	1-1	1-3		
RV	0-1	1-0	-	-	1-0	-	2-0	-	-	0-1	-	1-0	-	-	-	-	0-1	-	-	-	-	-	-	-	-	-	5-3	
NR	-	-	-	0-1	-	-	-	-	-	-	1-0	-	-	-	1-0	-	-	-	-	-	-	-	-	-	-	-	2-1	
TOTAL	1-2	1-2	0-2	3-3	4-1	2-1	4-1	3-0	1-2	1-2	1-1	4-0	4-0	1-1	1-1	4-0	3-0	1-2	1-1	1-1	4-0	3-0	1-2	1-1	1-0	Total	247-57	
																										Total	51-26	



# NOTES

## Tracking the Cats

### Charges Drawn

Shai Gilgeous-Alexander - 2  
 Wenyen Gabriel - 2  
 Quade Green - 2  
 Nick Richards - 1

### First Sub

Wenyen Gabriel - 15  
 Quade Green - 11  
 Sacha Killeya-Jones - 11  
 Shai Gilgeous-Alexander - 7  
 Jarred Vanderbilt - 8  
 PJ Washington - 5  
 Tai Wynyard - 1

### Shot-Clock Violations

Forced by Kentucky - 16  
 Forced by Opponent - 6

### Traditional 3-Point Plays

Kevin Knox - 12  
 Hamidou Diallo - 8  
 Shai Gilgeous-Alexander - 7  
 PJ Washington - 7  
 Wenyen Gabriel - 2  
 Nick Richards - 2  
 Sacha Killeya-Jones - 1  
 Jarred Vanderbilt - 1

## Clutch Free Throws

FT totals during a single-digit game with 5:00 to play or OT:

Player	FTs (Pct.)
Sacha Killeya-Jones	2-2 (1.000)
Shai Gilgeous-Alexander	19-23 (.826)
Quade Green	14-17 (.824)
Kevin Knox	19-24 (.792)
PJ Washington	19-34 (.559)
Wenyen Gabriel	4-9 (.444)
Hamidou Diallo	3-11 (.273)
<b>Kentucky</b>	<b>80-120 (.667)</b>

percent of the rebounding gone. And the leading returner, Wenyen Gabriel, averaged just 4.6 points and 4.8 rebounds a year ago.

The Wildcats have just 0.17 years of experience in the KenPom.com experience rankings. Not only is that the least experience of any team this season, it's the most inexperienced team since KenPom.com began tracking its experience rankings in 2006-07.

For another perspective, only Mississippi Valley State (386) and Pittsburgh (648) return fewer minutes from last season than the Wildcats (890), according to a survey sent to all Division I men's basketball schools.

Even for a Calipari-coached team, this team is extremely young. Entering the 2017-18 season, the average age of the Wildcats' roster is just 19.43 years old. In an updated survey, no other team is younger than the Cats after Chattanooga added a player to its roster at the semester.

Although all of Calipari's teams have been young, they've all had some sort of veteran presence. The 2010 team with John Wall and DeMarcus Cousins had Patrick Patterson. The 2012 national title squad featured Darius Miller. The unforgettable 2015 team that flirted with an undefeated season had Willie Cauley-Stein and Alex Poythress.

In another survey, UK's lineup features more underclassmen without a senior on the roster than any school in the country. The Wildcats are one of just a handful of schools without any seniors on the roster and are tied for the fewest amount of upperclassmen (juniors and seniors) with just two. It's worth noting those upperclassmen are walk-ons.

### Comeback Cats

Kentucky came back from double-digit deficits in victories at West Virginia and against Vanderbilt. It's the first time that's happened since the Wildcats rallied from three straight double-figure holes vs. Florida, Vanderbilt and Texas A&M to end the 2016-17 regular season.

Both comeback victories were impressive in their own right. The one vs. Vanderbilt, saw the Wildcats rally back, fall behind again, get behind by five points with 40 seconds, and pull off a stunning late charge to force overtime and eventually win it.

The victory vs. West Virginia was impressive considering the circumstances. UK trailed by as many as 17 in the second half in one of the most hostile environments in college basketball. All the Wildcats did after intermission was outscore West Virginia 50-28 in the second half en route to one of the biggest comebacks in program history.

- It was the first 17-point or more deficit UK overcame since trailing by 19 vs. Vanderbilt on Feb. 28, 2017
- It was the largest deficit overcome of a top-10 opponent since trailing No. 3 Duke by 18 points on March 22, 1998, vs. Duke in the NCAA Tournament South Regional finals
- Kentucky's comeback from a 15-point halftime deficit was the third-largest halftime comeback in school history. UK rallied from a 16-point halftime deficit at LSU on Feb. 15, 1994, for a 99-95 victory in what's known as the Mardi Gras Miracle. The Wildcats also rallied from a 16-point halftime deficit at No. 13 Louisville on Dec. 18, 2004
- The five biggest halftime comebacks in school history have all been on the road
- UK also rallied from an 11-point hole to start the game at Arkansas

### The Cal-Zone

John Calipari isn't shy in voicing his aversion to zone defenses. The way he explains it, it doesn't hold players personally accountable like man-to-man defense does and it isn't the defense his players will have to play if they are fortunate enough to make it to the NBA.

But, as Calipari has conceded at times this season, he also has a responsibility to win, and the best way to do that with this team given its length may just be to use a zone from time to time.

According to Synergy Sports, UK has played zone defense on 19.0 percent of its defensive possessions this season, by far the most of the Calipari era at Kentucky. The 2013-14 team played zone 5.3 percent of the time, but no other Calipari team featured it more than 3.4 percent of the time.

Calipari is still primarily a man-to-man defensive coach and hasn't played as much zone recently as he did earlier in the season -- the Wildcats were at one point playing zone more than 20 percent of the time -- but the success of the zone has given the Wildcats a change-of-pace defense it can go to at times.

"The issue becomes I have a responsibility to teach these kids how to play pick-and-roll defense, how to stay in front of people, man-to-man," Calipari said early in the season. "I mean, from here on there is no more zone. I mean, they're going to have to learn. But I also have a responsibility to win, so I'll play as much as I have to, to win a game. ... Whatever this team needs, I'm going to have to do."

### Tall Order Facing These Cats

John Calipari has said before that you can teach shooting, defense and effort, among other things, but you can't teach height and you can't teach length. This group of Wildcats has both.

The average wingspan of this Kentucky team is just over 6-foot-9. Take out walk-ons Jonny David and Dillon Pulliam and the average wingspan of the scholarship players increases to more than 6-10.

Seven players on the roster have a wingspan of 7 feet or more, making this a potentially devastating shot-blocking team.

Just in terms of pure height, the Wildcats average better than 6-6 in height. According to kenpom.com, UK's average playing height of 78.9 inches is the fourth tallest in the country. Syracuse, San Jose State, and Duke are the only teams taller than the Cats. The Orange lead the country at 80.1.

### No Fly Zone Behind the 3-Point Line

With all that Kentucky length, especially when the Wildcats go to the 2-3 zone, it's been difficult for opponents to get a clear look from behind the 3-point line.

Kentucky is holding opponents to just 29.7 percent from behind the arc, easily first in the Southeastern Conference and third overall in the country, through games on March 3.

Historically it ranks as the second-best mark in school history, behind only the historic 2014-15 team's 27.1-percent record. As a matter of fact, since the 3-point line was adopted during for the 1986-87 season, only the 2014-15 team held its opponents to less than 30 percent from long range.

### Time to Start Some New Streaks

A few notable streaks ended for the Wildcats with back-to-back losses to South Carolina and Florida.

With the loss to Florida, Kentucky's 16-game home winning streak came to an end, as did its 30-game streak vs. Southeastern Conference foes at home and its 57-game winning streak vs. unranked opponents in Rupp Arena. The 30-game winning streak vs. conference foes was the fourth-longest such streak in school history and the longest of the John Calipari era.

Back-to-back losses removed Kentucky from both major polls, ending a streak of 68 consecutive appearances. UK returned to the polls following wins over Mississippi State and at No. 7/7 West Virginia on Jan. 29, before dropping out again on Feb. 12.

The 68-week streak began with the preseason poll prior to the 2014-15 season in which UK was ranked No. 1 for the entire season. Calipari's previous long streak included 61 consecutive polls, beginning with the preseason poll prior to the 2009-10 season and ending with the fourth poll during the 2012-13 season.

The Wildcats returned to the AP poll on Feb. 26 after three straight wins over teams receiving votes, before falling back out after dropping their regular-season finale at Florida.

### SEC Opponents Forcing Cats to Grind it Out

With a team this long and this athletic, it's in the Wildcats' best interests to get out and run and try to get baskets in transition. However, as Kentucky made its way into regular-season conference play, its Southeastern Conference brethren have realized as much and have done their best to slow the Wildcats down.

In conference play, UK is averaging just 6.1 fast-break points per game and only four times scored 10 or more in transition, although it should be noted the Wildcats did it three straight games prior to not scoring any transition points in the regular-season finale to Florida. That's a stark contrast to the nonconference season (which includes the West Virginia game in the middle of conference play), where the Wildcats averaged 12.6 fast-break points and eclipsed double digits in 11 of 13 games. Clearly, SEC opponents are trying to make the Wildcats beat them in the half court.

In victories, Kentucky averages 9.5 points in transition and 17.9 off turnovers. In losses, it's just 7.3 on the break and 13.4 off turnovers.

One may point to UK's pace of play when searching for explanations to UK's offensive struggles during league play. Kentucky's average length of possession is 16.6 seconds, according to KenPom.com, which ranks 84th in the country as of games played on March 4. Surprisingly, that is the third-fastest time of possession in the Calipari era, trailing only the 2016-17 (15.3) and 2009-10 (16.2) teams. In fact, Calipari's teams over his nine years at Kentucky average 17.2 seconds per possession.

### Always Efficient

According to Ken Pomeroy's calculations on kenpom.com, UK's teams under John Calipari have consistently ranked among the most efficient teams in the country per possession.

Year	Offense (Rank)	Defense (Rank)	Overall
2018	114.9 (41)	96.3 (22)	23rd
2017	119.1 (12)	91.4 (7)	4th
2016	120.4 (5)	98.0 (53)	6th
2015	119.3 (5)	86.5 (2)	1st
2014	117.6 (10)	96.9 (41)	11th
2013	108.8 (42)	99.1 (129)	42nd
2012	122.9 (2)	88.2 (9)	1st
2011	118.1 (7)	90.4 (15)	6th
2010	116.1 (15)	86.2 (6)	3rd

numbers through March 4

### Scoring Droughts

A common occurrence for the Wildcats during their four-game skid from Feb. 3-14 was five-minute scoring droughts without a field goal. Kentucky had one drought in each of the those four games that essen-





## Points Per Possession

Game	Off. PPP	Def. PPP
UTAH VALLEY	1.03	0.89
VERMONT	1.09	1.03
vs. Kansas	0.87	0.93
ETSU	1.07	0.84
TROY	0.99	0.87
FORT WAYNE	1.23	0.96
UIC	1.32	0.90
HARVARD	1.08	0.96
vs. Monmouth	1.19	0.97
VIRGINIA TECH	1.22	1.13
vs. UCLA	1.04	1.15
LOUISVILLE	1.22	0.82
GEORGIA	0.97	0.90
at LSU	1.04	1.00
at Tennessee	0.97	1.13
TEXAS A&M	1.14	1.12
at Vanderbilt	1.17	1.06
at South Carolina	0.91	1.01
FLORIDA	0.90	0.93
MISSISSIPPI STATE	1.08	0.90
at West Virginia	1.26	1.15
VANDERBILT	1.11	1.08
at Missouri	0.86	0.99
TENNESSEE	0.92	0.95
at Texas A&M	1.00	1.15
at Auburn	0.93	1.07
ALABAMA	1.16	1.01
at Arkansas	1.24	1.03
MISSOURI	1.34	1.02
OLE MISS	1.22	0.99
at Florida	1.03	1.23

## Overall

Kentucky offensive high - 1.34 vs. Missouri  
 Kentucky offensive low - 0.86 at Missouri  
 Kentucky SEC offensive high - 1.34 vs. Missouri  
 Kentucky SEC offensive low - 0.86 at Missouri  
 Kentucky postseason high -  
 Kentucky postseason low -

Opponent offensive high - 1.23 at Florida  
 Opponent offensive low - 0.82 vs. Louisville  
 Opponent SEC offensive high - 1.23 at Florida  
 Opponent SEC offensive low - 0.90 vs. Georgia, Mississippi St.  
 Opponent postseason high -  
 Opponent postseason low -

tially cost the Wildcats a win. The first three in that stretch were droughts that put UK in too deep of a hole to climb out of. The last, at Auburn, closed out the game and allowed the Tigers to pull away.

Kentucky has had 12 such games in which the team has failed to score a field goal at least once over a five-minute stretch. The Wildcats are 5-7 in such games with wins over Utah Valley, Troy, Georgia, Texas A&M and at No. 7/7 West Virginia. In addition to the four-game losing streak, UK also suffered droughts at Tennessee and in back-to-back games against Florida and over the final six minutes at South Carolina.

No surprise, during Kentucky's bounce-back four-game winning streak there were no such scoring droughts.

## S-E-C! S-E-C! S-E-C!

Kentucky has the unquestionable reputation as the league's gold standard. Since the SEC's inception in 1932-33, the Wildcats have been the most dominant team in the league, recording a 982-278 mark (.779) in regular-season conference play. Only two other teams have won more than 700 regular-season SEC games (Alabama and Tennessee), and no other team has a better winning percentage.

- UK has averaged 11.6 wins and only 3.3 losses per season in 85 seasons in the SEC
- Kentucky has won 48 SEC titles and 30 SEC Tournament championships
- The Wildcats have won 15 of the last 25 SEC Tournament titles
- UK has won at least a share of five of the last nine SEC regular-season championships under head coach John Calipari
- Kentucky has played in the championship game of the SEC Tournament in seven of Calipari's eight seasons following its 2017 title
- The SEC was 11-5 in NCAA Tournament games in 2017 with three teams in the Elite Eight
- Nine SEC schools have recruiting classes that ranked in the top 40 of ESPN's 2017 national rankings. A quarter of all ESPN's top 100 players signed with SEC schools
- Three SEC teams are ranked in the Associated Press Top 25 and three more are receiving votes, a testament to the league's strength this season
- An NCAA-best seven SEC teams are in the top 40 of the NCAA's RPI through games on March 4, and 12 rank in the top 100
- The SEC won the Big 12/SEC Challenge for the first time with a 6-4 margin in 2018

## The Rebound Went to Jarred

Jarred Vanderbilt has been on the roster all season, but his presence in the lineup has felt like a midseason addition with the freshman forward returning from a left foot injury. The injury kept him out of the first 17 games of the season.

Vanderbilt made his debut at South Carolina after suffering the injury in late September. He's made an immediate impact on the team by leading the Wildcats in rebounding with 7.9 boards per game despite averaging just 17.0 minutes since returning. He's grabbed 10 or more boards five times in just 14 games, including 11 rebounds in 11 minutes in the comeback win at No. 7/7 West Virginia. He snagged a season-high 15 boards in the win over Missouri. Overall he's averaging a rebound once every 2.16 minutes of play (more on that below).

Calipari pointed to Vanderbilt's play as the difference-maker in a win over Alabama to help snap a four-game losing streak. Vanderbilt, according to Calipari is a "beast." The energy-playmaking forward provided a career-high 11 points and a game-high nine rebounds in the win. He followed it up with the same stat line in the road win at Arkansas and then turned in his first career double-double with 11 points and 15 boards against Missouri.

Upon his return, head coach John Calipari raved about his presence in practice and mentioned that he didn't remember how physical Vanderbilt being. Equipped with elite ball-handling skills, especially for someone listed as a 6-foot-9 forward, Vanderbilt has the ability to play "point forward" -- and was needed to against South Carolina.

Although the initial plan was to ease him into games to get him caught up in the offense and because of a lack of conditioning, Vanderbilt was forced to run the point in his career debut vs. South Carolina when the Wildcats' backcourt (already absent Quade Green because of a back injury) got into foul trouble.

Vanderbilt suffered an injury in practice Tuesday and is day-to-day heading into the Southeastern Conference Tournament.

But back to his rebounding. At this point, his ratio of rebounds per minutes played is the best single-season ratio in school history (minimum 100 minutes played, with minutes statistics available since the 1962-63 season).

Player (season)	Minutes	Rebounds	Ratio*
Jarred Vanderbilt (2017-18)	238	110	2.16
DeMarcus Cousins (2009-10)	893	375	2.38
Dan Issel (1967-68)	836	328	2.55
Jim Andrews (1970-71)	306	120	2.55
John Adams (1962-63)	239	91	2.63
Jim Andrews (1972-73)	936	348	2.69
Mark Soderberg (1970-71)	129	47	2.74
Dan Issel (1968-69)	1063	381	2.79
Dan Issel (1969-70)	1044	369	2.83
Rick Robey (1974-75)	616	214	2.88
Tom Payne (1970-71)	816	283	2.88

\*One rebound per minutes played

## Role Reversals Benefitting Washington, Green

Most players would be lying if they said they didn't like to start, but perhaps PJ Washington and Quade Green have benefited from their new roles off the bench. In recent games, since coming out of the starting lineup, the two freshmen have seen their numbers go up.

In the last six games, all off the bench, Washington is averaging 12.8 points and 6.2 rebounds. Before leaving the starting five, he was averaging 9.8 points and 5.2 rebounds.

Green, on the other hand, took a little bit longer to find his role as a sparkplug, but some of that could be attributed to a back injury that initially knocked him out of the lineup altogether (while Green was out for three games, Shai Gilgeous-Alexander started at point and hasn't looked back since). Green is averaging 12.0 points over his last six games, above his season average, and has hit two or more 3-pointers in five straight games, seven of the last eight and nine of the last 11.

And though they're coming off the bench now, their minutes have not suffered. Green has played 20 or more minutes in 12 straight games off the bench and Washington has played 20 or more in all six of his recent games out of the starting lineup.

## Cats Deliver the Knockout Punch

UK is 228-5 (.979) in the John Calipari era when leading by at least 10 points at any time in the contest.

When Kentucky failed to put away South Carolina on Jan. 16 after leading by as many as 14 points in the second half, it was the first time the Wildcats let a double-digit lead wind up in a loss since losing two such games in the 2015-16 campaign.

Kentucky also blew two double-digit leads during the 2012-13 season. Four of the five losses have been to conference opponents.

Perhaps most impressive of all is that 70.0 percent of games Calipari has coached in at Kentucky have produced 10-point leads at some point during the game for UK. The Wildcats have led by 10 points or more in a whopping 84.4 percent of Calipari's 270 career wins at Kentucky.



# NOTES

## Three is Better Than Two

Kentucky and UNLV went back and forth all season long last year for the claim of having the longest active streak of consecutive games with a made 3-pointer. Fittingly, both schools reached a historic milestone -- 1,000 straight games -- within a few hours of each other.

UK just beat out the Runnin' Rebels by mere hours, becoming the first school ever to hit a 3-pointer in 1,000 straight games with a trey at Alabama on Feb. 11, 2017. Malik Monk, UK's leader in 3-point field goals last season, got the Wildcats to 1,000 straight games with a 3-pointer from the right wing with 15:26 to go in the first half. UNLV would match it later in the day.

Kentucky passed UNLV for the nation's longest active streak of consecutive games with a made 3-pointer in its final game of 2015-16. UK has now knocked down at least one 3-pointer in 1,044 consecutive games. UNLV has hit one in 1,038 straight, through games on March 3.

The Cats' last game without a made 3-pointer came against Seton Hall on Nov. 26, 1988 a "three-point" loss in the Great Alaska Shootout. The streak began on Nov. 28, 1998, in an 89-71 win vs. California. The Wildcats' record during the 1,044-game streak is 804-240.

## Cats Not Counting on the Long Ball -- Until Late

There's an old expression in basketball that's been around since the 3-point line came into existence: Live by the 3, die by the 3. With as little as Kentucky has shot it from behind the arc this season, UK has done neither this season. Kentucky is currently taking the fewest number of 3-point shots in the John Calipari era.

As of games played on March 3, Kentucky is attempting a 3-point shot on just 25.6 percent of its total field-goal attempts, the lowest of the Calipari era. As a matter of fact, that's ranked 344th out of 351 teams in the country, according to KenPom.com.

UK's program record low for percentage of 3-point attempts is 13.7 percent in 1987-88, just the second year of existence for the 3-point shot. Only one other team (1988-89) had a rate less than 20 percent at 16.9 percent.

Kentucky's current rate is the lowest since Kentucky attempted a 3-pointer on 27.2 percent of its attempts during the 1995-96 season. That same team holds the program record for the best 3-point field-goal percent with a 39.7 rate.

Not only does UK shoot fewer 3-pointers than just about anyone else, the Wildcats rely on it less than any other team. Kentucky relies on just 20.3 percent of its points from 3-pointers, ranked 345th out of 351 teams, according to KenPom.com.

Having said all that, Kentucky filled it up from behind the arc during its four-game winning streak to end the month of February. The Wildcats made eight or more 3-pointers in each of the final three games of that stretch and shot it with a 47.3 percent from 3 during that time frame.

Here's a look at UK's percentages of 3-point attempts and 3-point field-goal percentages in the Calipari era:

Year	Pct. of FG Atts. from 3	3-Point FG Pct.	Pct. of Points from 3s
2009-10:	.313	.331 (lowest)	.230
2010-11:	.324 (highest)	.397 (highest)	.296 (highest)
2011-12:	.265	.378	.218
2012-13:	.293	.346	.230
2013-14:	.276	.332	.204
2014-15:	.271	.349	.271
2015-16:	.310	.366	.256
2016-17:	.316	.353	.248
2017-18:	.256 (lowest)	.348	.203 (lowest)

## Big-Game Cal, Cats

John Calipari's teams aren't just good against the best teams in the country, they're great. Not only does Kentucky have a 51-26 record (.662) vs. Associated Press Top 25 teams, UK is 5-3 when both teams are ranked in the AP top five under Calipari.

All-time, Calipari is 11-7 when both teams are ranked in the AP top five. When both teams are ranked in the AP Top 25, Calipari's all-time record is 75-49, including a 44-21 mark at Kentucky. When both are ranked in the top 10 he has a 24-15 record, including 13-8 at UK.

## Taking Care of Business

Kentucky's 51-26 record vs. opponents ranked in the Associated Press Top 25 in John Calipari's tenure is impressive, but the Wildcats' ability to beat all-comers can't be overlooked. Under Calipari, UK is 219-37 vs. unranked competition, an .855 winning percentage.

UK has five losses to unranked opponents this season. It's the first time UK has had multiple losses to unranked teams since the 2015-16 season.

## Hold Them to 55 Points and 40 Percent from the Field

Defense has always been a recipe for success for the Wildcats under John Calipari. The special ingredient: 55 points. UK is a perfect 63-0 under Calipari when holding the opponent to 55 points or fewer. The Wildcats are 150-6 under Calipari when limiting the opponent to 63 points or less. Kentucky's 61-59 loss to Tennessee on Feb. 6 snapped a 40-game winning streak when holding the opponent to 63 or less.

Kentucky has also fared well when it keeps its opponents to a 40-percent clip or lower from the floor. UK is 164-14 against opponents under Calipari when its field-goal percentage is 40 percent or lower. UK is 12-4 in such games this season and held five straight opponents to less than 40 percent from Jan. 13-27. That was the longest such streak for the Wildcats since UK had six such games from Feb. 6, 2016 to Feb. 23, 2016.

## Next Man Up

The Wildcats dealt with a plenty of injuries in 2017-18.

- Jarred Vanderbilt missed the first 17 games of the season with a left foot injury he sustained during the preseason. He suffered an injury Tuesday in practice and is day-to-day heading into the Southeastern Conference Tournament
- Quade Green missed three games (Vanderbilt, Texas A&M and South Carolina) with a back strain
- Tai Wynyard hasn't played since Dec. 31 because of a back injury and is expected to miss the rest of the season due to the injury. He was also suspended from team activities recently due to a violation of team rules until further notice
- Jemarl Baker underwent left knee surgery on Oct. 27. He has started to workout recently

## Best in the Bluegrass

Kentucky has been dominant against teams in the state under John Calipari. UK is 16-2 against in-state foes with Calipari at the helm.

The mark also includes an 9-2 mark vs. Louisville. Two of the victories over the Cardinals came in postseason play. UK had its four-game winning streak snapped in 2016-17 but has won all five meetings played in Rupp Arena, including a 29-point blowout this season, the third-biggest margin of victory in the history of the series. Louisville's two wins have come by a combined six points.

Here's a list of the meetings between the state's two premier programs since Cal took over at UK:

- Jan. 2, 2010 - UK won 71-62 at Rupp Arena
- Dec. 31, 2010 - UK won 78-63 at KFC YUM! Center
- Dec. 31, 2011 - UK won 69-62 at Rupp Arena
- March 31, 2012 - UK won 69-61 at the Superdome (NCAA Final Four in New Orleans)
- Dec. 29, 2012 - Louisville won 80-77 at KFC YUM! Center
- Dec. 28, 2013 - UK won 73-66 at Rupp Arena
- March 28, 2014 - UK won 74-69 at Lucas Oil Stadium (NCAA Sweet 16 in Indianapolis)
- Dec. 27, 2014 - UK won 58-50 at KFC YUM! Center
- Dec. 26, 2015 - UK won 75-73 at Rupp Arena
- Dec. 21, 2016 - Louisville won 73-70 at KFC YUM! Center
- Dec. 29, 2017 - UK won 90-61 at Rupp Arena

## Recruit and Reload

With everything the Wildcats lost last season to the professional ranks and graduation, UK reloaded with a historic recruiting class.

The Recruiting Services Consensus Index, which tallies major recruiting rankings and plugs them into a formula to calculate a consensus ranking, not only rated UK's 2017 class the best of the season -- it measures this group as the best ever.

With 582 points in its recruiting calculations, this 2017 Kentucky group beat out another Wildcat class -- the 2013 haul -- to claim the title as the best recruiting class ever. That 2013 group had 557 points and consisted of Julius Randle, Andrew Harrison, Aaron Harrison, Dakari Johnson, James Young, Marcus Lee and Derek Willis. The RSCI rankings began in 1998.

The 2017 class consists of Kevin Knox (No. 10), Jarred Vanderbilt (No. 13), PJ Washington (No. 14), Nick Richards (No. 18), Quade Green (No. 23), Shai Gilgeous-Alexander (No. 30), Hamidou Diallo (No. 46) and Jemarl Baker (No. 72).

The RSCI includes individual player rankings from all of the major recruiting services, which this season featured Rivals, Scout, 247Sports and longtime recruiting analyst Van Coleman. The RSCI formula uses each of those services' rankings (only the top 100) players to assign a point value to each recruit. Using the point totals for all the five major services, it then adds the totals for all players in a class for the team's final score.

If all five RSCI sources had counted Diallo with the 2017 class, the Wildcats' score would have been closer to 630, according to the site.

UK has ranked No. 1 in the RSCI in seven of Calipari's nine classes at Kentucky.

## 2017-18 Lineup Comparison

A breakdown of Kentucky's most used lineups, including a breakdown of each lineup's +/- statistics:

Most Frequent Lineups	Total Minutes	Points For	Points Against	+/-	+/- per 40 min.
Diallo, Richards, Knox, Gilgeous-Alexander, Washington	91:53	163	178	-15	-6.53
Diallo, Richards, Knox, Washington, Green	84:12	173	164	+9	+4.28
Diallo, Richards, Knox, Gilgeous-Alexander, Gabriel	73:16	140	115	+24	+13.65
Knox, Gilgeous-Alexander, Washington, Gabriel, Green	68:35	141	128	+13	+7.58
Diallo, Knox, Gilgeous-Alexander, Washington, Gabriel	66:11	135	120	+15	+9.07
Richards, Knox, Gilgeous-Alexander, Washington, Green	58:01	97	112	-15	-10.34
Diallo, Knox, Gilgeous-Alexander, Washington, Killeya-Jones	50:31	87	86	+1	+0.79
Knox, Gilgeous-Alexander, Washington, Green, Vanderbilt	45:20	112	100	+12	+10.59
Knox, Gilgeous-Alexander, Gabriel, Green, Killeya-Jones	43:19	67	78	-11	-10.16
Diallo, Knox, Gilgeous-Alexander, Gabriel, Killeya-Jones	39:10	86	55	+31	+31.66



## Docu-Series Premiered on Facebook Watch on Feb. 17

Fans will continue to get an unprecedented view into the inner workings of the program with a sports docu-series that began airing Feb. 17 on Facebook Watch.

"Inside the Madness: University of Kentucky Basketball" is a 10-episode series that will showcase an intimate portrait of the winningest program in college basketball history. From the executive producers of Showtime's "A Season With," the series will go behind the scenes to not only explore the action on the court, but also the lives of student-athletes and the social responsibility that comes from being in the national spotlight.

New episodes of Inside the Madness will air on Facebook Watch on Saturdays from now until March 31. Once postseason play heats up, episodes will air twice a week. A full schedule is listed below. Fans can add the show to their watch lists by following the Inside the Madness: Kentucky Basketball show page on Facebook Watch.

The Inside the Madness: University of Kentucky Basketball schedule:

- Episode 1: Saturday, Feb. 17
- Episode 2: Saturday, Feb. 24
- Episode 3: Saturday, March 3
- Episode 4: Saturday, March 10
- Episode 5: Wednesday, March 14
- Episode 6: Saturday, March 17
- Episode 7: Wednesday, March 21
- Episode 8: Saturday, March 24
- Episodes 9 and 10: Saturday, March 31

## UK Starts Season in Top Five

Despite losing nearly 93 percent of its scoring and almost 77 percent of its rebounding from a season ago, Kentucky began the season in the top five of both major polls. The Wildcats were No. 4 in the USA Today Coaches Poll and No. 5 in the Associated Press Top 25 to start the year.

It's the ninth consecutive season under head coach John Calipari that Kentucky began the season ranked among the top 25 teams in the country in both polls. As a matter of fact, the Wildcats have been ranked in the preseason top five in both polls in eight of Calipari's nine seasons, including seven straight.

## International Cats

The Wildcats were well represented in international basketball this summer.

Hamidou Diallo, PJ Washington, Tai Wynyard and John Calipari all were part of the 2017 FIBA World Cup in Cairo. Sacha Killeya-Jones and Brad Calipari also traveled abroad this summer to play basketball.

Diallo and Washington, coached by John Calipari, captured a bronze medal for Team USA, while Wynyard was the star for the New Zealand Junior Tall Blacks.

Washington led Team USA in scoring at 12.9 points per game and added 5.1 rebounds and 2.2 assists. Diallo contributed 10.9 points, 3.9 rebounds, 2.3 assists and 1.1 steals per game. Wynyard led the Junior Tall Blacks in scoring at 14.3 points per game and rebounding with 9.3 boards per outing.

Kevin Knox made the final 16 cuts for Team USA before the roster was trimmed to 12, but he pulled his name from contention after suffering a minor hamstring injury. Shai Gilgeous-Alexander declined an invite to join the Canadian national team for its training camp.

Meanwhile, Killeya-Jones attended Great Britain's national training camp in August to compete for a spot on Great Britain's FIBA EuroBasket 2017 team, while Brad Calipari went on an international basketball trip with Global Sports Academy to Croatia. He averaged 14.3 points, 6.5 assists and 3.3 rebounds in four games.

## Calipari Inks Three for 2018 During Fall Signing Period

In what's become somewhat of a fall tradition in college basketball and a celebration of riches in the Big Blue Nation, the Kentucky men's basketball team has begun building one of the strongest recruiting classes in the country, signing three of the nation's top players during the early fall signing period. Highly rated prospects Tyler Herro, Keldon Johnson and Immanuel Quickley have all inked national letters of intent with UK.

All three players are consensus four- or five-star prospects and all are ranked in the top 50 by the major national recruiting services. Although it's still early in the recruiting process with a number of dominoes still to fall, national analysts once again believe UK's class will be one of the top hauls for 2018.

In every season in the John Calipari era, the Wildcats have signed a top-three recruiting class according to the Recruiting Services Consensus Index, which tallies major recruiting rankings and plugs them into a formula to calculate a consensus ranking.

- Tyler Herro - At 6-foot-5, Herro has length, and now listed at 195 pounds by 247Sports, he's quickly adding muscle to his frame. The shooting guard out of Whitnall High School in Greenfield, Wisconsin, averaged 23.9 points and shot 39 percent from 3-point range in his junior season in high school. The top-ranked player out of Wisconsin, Herro is considered one of the top shooting guards in the 2018 class. A consensus four-star recruit, Herro is ranked as high as No. 27 in ESPN's rankings, No. 38 by Rivals and No. 40 by 247Sports. Herro was one of 54 players selected for the USA Basketball Junior National Team minicamp in October. He also averaged 14.8 points, 5.9 rebounds and 3.1 assists per game on the Nike circuit this past summer, shooting 36 percent from 3-point range
- Keldon Johnson - A 6-6 shooting guard out of Oak Hill Academy in Mouth of Wilson, Virginia, Johnson is a consensus five-star player and one of the best in the class of 2018. A native of South Hill, Virginia, he previously played for Huntington Prep in Huntington, West Virginia, before transferring to Oak Hill for the 2017-18 season. Johnson is ranked as high as the No. 7 overall prospect by ESPN, including third at his position. 247Sports ranks him as the nation's No. 11 overall player, while Rivals has him at No. 18. He led his Boo Williams (Va.) AAU team to the semifinals of the Peach Jam after averaging 20.7 points, 8.5 rebounds and 3.1 assists during the Nike regular season. Johnson took home MVP honors at the NBPA Top 100 Camp in June. Like Herro, Johnson was one of 54 players selected for the USA Basketball Junior National Team minicamp in October
- Immanuel Quickley - A 6-4 guard out of the John Carroll School in Bel Air, Maryland, Quickley is a consensus five-star prospect. Considered a consensus top-three player at

his position, he's ranked as high as No. 10 by Rivals, No. 12 by ESPN and No. 13 by 247Sports. In his junior season at John Carroll, Quickley averaged 23.7 points and 7.2 assists. He scored 30 or more in five games, 20 or more in 14 games and finished with eight double-doubles. He also averaged 25.7 points, 4.7 rebounds and shot 42.1 percent from 3-point range in the Adidas Summer Championships in July. Quickley was a member of the 2017 USA Men's U19 World Cup Team that competed in Cairo. Playing under Calipari, Quickley averaged 6.7 points and 2.4 assists in 18.3 minutes per game. He was named the Baltimore Sun Metro Player of the Year in 2016

## Johnson, Quickley Selected for McDonald's All American Game

The Kentucky men's basketball team's 2018 recruiting class will be well represented during the 2018 McDonald's All American Game in March with the selections of Keldon Johnson and Immanuel Quickley.

Joining an elite list that features some of the greatest players to play for Kentucky, incoming Wildcats Johnson and Quickley were selected to participate in the 41st annual McDonald's All American Game on March 28 in Philips Arena in Atlanta. The game will tip off at 7 p.m. ET and air on ESPN.

With the selections of Johnson and Quickley, UK has signed 32 players during the John Calipari era who have been named to the prestigious high school event, more than any other school in the country during that time period. Multiple players from each signing class have been tabbed McDonald's All Americans during the Calipari era, including five in the 2013 and 2017 classes.

Kentucky has signed 64 McDonald's All Americans since the team began in 1977, including current Wildcats Sacha Killeya-Jones (2016), Quade Green, (2017), Kevin Knox (2017), Nick Richards (2017), Jarred Vanderbilt (2017) and PJ Washington (2017).

- Johnson is a semifinalist for the Naismith National Boys' High School Player of the Year. He's one of 10 player eligible for the award, which will be announced March 8
- Johnson was named to the Naismith Trophy High School All-American Second Team, while Quickley was an honorable-mention selection

## UK Tops Nation with 27 Players on NBA Opening-Day Rosters

Kentucky's unprecedented success with helping players reach the NBA has surpassed a new level of extreme. At the start of the 2017-18 NBA season, a whopping 27 players on NBA opening-day rosters played and finished their college basketball careers at the University of Kentucky, the nation's most prolific NBA player-producing program in the country. UK's 27 players are once again far and away the most of any college basketball program. Duke was second with 20 former players and North Carolina and Kansas each have 16 on opening-day rosters.

Of the 489 players in the NBA to start the 2017-18 season, more than 5.5 percent played and finished their college basketball careers at UK. Seven NBA teams feature multiple Wildcats.

All told, UK's 27 players represented on 15 of the league's 30 teams. Of the 27 Wildcats on an opening-day NBA roster, head coach John Calipari has coached 25 of them. With Tyreke Evans (Memphis Grizzlies) and Derrick Rose (Cleveland Cavaliers), who played for Calipari at Memphis, Calipari has coached 27 players on 2017-18 opening-day rosters, the most of any coach.

The Wildcats also have a handful of players on the doorstep of the league in the NBA G-League, including Aaron Harrison, Mychal Mulder, Marquis Teague and Derek Willis and, and several others playing professionally internationally.

Kentucky has experienced unprecedented success at putting players in the NBA under Calipari. In the eight seasons of the Calipari era, 31 players have been selected in the NBA Draft, more than any other school. Included in the recent run are 24 first-round picks, three No. 1 overall selections (Anthony Davis, Karl-Anthony Towns and John Wall), seven top-five picks and 17 lottery selections.

Using figures compiled by basketball-reference.com and spotrac.com, Calipari-coached players only (which includes Rose and Evans but not Jodie Meeks or Rajon Rondo) have amassed nearly \$1.5 billion in career NBA contracts (\$1.455 billion). In the eight seasons Calipari has been the head coach at Kentucky, his players have totaled more than \$1.09 billion in NBA contracts.

In just the 2017-18 season alone, UK players are slated to make more than \$178 million. Calipari-coached players only (which includes Rose and Evans but not Meeks or Rondo) will make more than \$177 million.

UK's growing NBA contingent is already off to a fast start to the 2017-18 season:

- According to Basketball Reference, Davis is the only player since 1983-84 to post 95-plus points and 50-plus rebounds in the first three games of a season
- DeMarcus Cousins returned to Sacramento, his former team, for the first time by recording 41 points, 23 rebounds and six assists. It was the first time a player scored at least 40 points, grabbed at least 20 rebounds and dished out at least five assists since Chris Webber did it on Jan. 5, 2001. According to NBA.com/stats, he was the first player with at least 40 points, at least 20 rebounds and at least six assists on 50-percent shooting since Bob McAdoo did it on Jan. 15, 1976
- Malik Monk became the first Charlotte rookie to score 25 or more points in a game since Michael Kidd-Gilchrist in December of 2012 when he netted 25 on Nov. 1
- Towns recorded his 122th double-double of his career in his 175th career game. According to Timberwolves public relations, in the past 35 years, only Shaquille O'Neal, Tim Duncan and David Robinson have recorded more double-doubles in their first 175 games
- James Young, then playing in the NBA G-League, recorded back-to-back 40-point games in November
- Cousins (Oct. 30), Towns (Nov. 20) and Davis (Nov. 27) have all won NBA Player of the Week
- Cousins became the first player this season to record 500 points and 250 rebounds
- On Nov. 28, Towns recorded his 27th career game with at least 20 points and 15 rebounds. According to ESPN Stats & Info, only Davis has more since 2015-16
- Booker scored 46 points in a win over The Philadelphia 76ers on Dec. 4 for his 10th 30-point game of the season. Only LeBron James reached 10 30-point games faster than Booker in 2017-18
- On Nov. 6, Booker became the fourth-youngest player to score 3,000 career points, behind only James, Kevin Durant and Carmelo Anthony
- Cousins recorded 40 points and 22 rebounds on Dec. 6 vs. Denver. According to NBA.





# NOTES

com/stats, he's the first player with multiple 40-point, 20-rebound games in a season since Patrick Ewing had two such games in 1989-90. Add in his four blocks that game and he became the first player to record 40 points, 20 rebounds and four blocks in a game since Hakeem Olajuwon in March 1989

- With Rondo's triple-double on Dec. 11, Rondo and Cousins marked the first time in Pelicans franchise history teammates posted triple-doubles in the same season
- Enes Kanter became the fifth player and first since Bob Lanier in 1971 to have at least 30 points and 20 rebounds in a game on Christmas Day when he had 31 points and 22 boards vs. the 76ers
- Rondo set a Pelicans franchise record with 25 assists on Dec. 27 in a win over the Nets. He became the first player with 25 assists in an NBA game since Jason Kidd (1996), according to NBA.com/stats. He's one of only seven players to ever dish out 25 or more assists and the only player to do it in 30 minutes or less of action, according to ESPN Stats & Info
- Davis recorded a 48-point, 17-rebound game on Jan. 14 followed by a 45-point, 16-rebound effort on Jan. 16. According to SportsCenter, he's just the third player in NBA history with back-to-back games of at least 45 points and at least 15 rebounds. Davis has done it twice (he did it in 2016-17 as well)
- Cousins posted a monster stat line of 44 points 24 rebounds and 10 assists game on Jan. 22 in a win over Chicago. Cousins became just the fifth NBA player and first since Hall of Famer Kareem Abdul-Jabbar in 1972 to have as many as 40 points, 20 rebounds and 10 assists in a game, according to the Elias Sports Bureau
- Cousins suffered a ruptured Achilles tendon on Jan. 26. He was averaging 25.2 points, 12.9 rebounds and 5.4 assists per game. According to ESPN Stats and Info, over the last 50 seasons, only four players averaged at least 25 points, 10 rebounds, and five assists per game for an entire season. All four of those players won the league's MVP award
- Kanter had 20 points, 20 rebounds, and five assists in a Knicks win on Feb. 1. The last Knicks player with that many points, rebounds and assists in a Knicks win was Jerry Lucas (23-22-9) in 1971
- Davis scored 43 points on Feb. 2 to become the Pelicans' all-time scoring leader, passing David West. Davis became the all-time leading scorer for New Orleans in 380 regular season games. West, the former all-time leading scorer for the franchise at 8,690 points, did it in 530 regular season games
- On Feb. 10, Davis notched his second career game with 40 points, 15 rebounds and five steals. Over the last 30 seasons, the rest of the NBA has two such games combined
- With another 40-point, 15-rebound game on Feb. 14, Davis has the second-most 40-15 games (11) in the last 35 year, behind only Shaquille O'Neal (19), according to ESPN Stats & Info
- At NBA All-Star weekend, Booker won the Three-Point Contest with a record score of 28 in the championship round, Towns posted a double-double (17 points and 10 rebounds) and Jamal Murray scored 21 points in the Rising Stars Challenge
- Towns had an NBA-leading 51 double-doubles heading into the All-Star break. Per EliasSports, ties Kevin Love (2010-11) for the most before the All-Star break in NBA history. Towns notched his 53rd of the season on Feb. 25 running his career total to 167. That's the most double-doubles of any player since he entered the league in 2015.
- Davis had 45 points, 17 rebounds, five steals and five blocks on Feb. 22. He's the first player with at least 40 points, 15 rebounds, five steals and five blocks in the same game since the NBA began tracking steals and blocks in 1973-74
- Davis followed that performance up with 53 points, 17 rebounds and five blocks on Feb. 26 to join Bob McAdoo as the only players with 50 points and five blocks since blocks were tracked in 1973-74. It was also his fifth 40-point, 10-rebound game in February, the most over a calendar month in the past 35 years
- According to the Pelicans, Davis joined Moses Malone as the only players in 40 seasons to average more than 35 points and 10 rebounds in a calendar month when he did it in February
- Davis was named the Western Conference Player of the Month on March 1 after averaging 35.0 points, 13.0 rebounds, 2.5 steals and 2.2 blocks a game with the Pelicans earning an 8-3 record in that span.
- On March 3, Booker became the third-youngest player to reach 4,000 career points. Only LeBron James and Kevin Durant did it faster
- As of March 4, Booker's 22 3-point games this season are the most for a Suns player since Amar'e Stoudemire had 21 in 2007-08

## Cats Impress at NBA All-Star Weekend

Another banner NBA All-Star weekend ended with two solid performances by Karl-Anthony Towns and Anthony Davis in the 2018 NBA All-Star Game. Towns (2015) was one of the top performers in the game with 17 points and 10 rebounds – the only player on Team Stephen with a double-double – while Davis (2012) followed up his 2017 MVP performance with 12 points in 17 minutes.

Towns went 7 for 11 from the floor and led Team Stephen at halftime with 13 points. Davis, making his third career start and donning injured teammate and former UK men's basketball player's DeMarcus Cousins' uniform, went 6 of 9 from the field.

Davis' Team LeBron squad came back for a 148-145 win over Towns' Team Stephen at the Staples Center in Los Angeles. LeBron James, with 29 points, 10 rebounds and eight assists, won MVP honors. Team LeBron was coached by 1978 national champion and current head coach of the Toronto Raptors Dwane Casey.

Cousins (2010) and John Wall (2010) were also selected to the game – Cousins as a starter – but the Wildcats were unable to play due to injuries after their all-star selections.

With the four selections, Kentucky joined UCLA as the only program to have four former

players picked in a single NBA All-Star game in the event's history. UCLA achieved the feat in 1983 with Kareem Abdul-Jabbar, Marques Johnson, Kiki Vandeweghe and Jamaal Wilkes on that year's roster.

Jamal Murray (2016) and De'Aaron Fox (2017) tipped off NBA All-Star weekend for the Wildcats in the Mtn Dew Kickstart Rising Stars Challenge on Friday. Murray, the 2017 MVP, posted 21 points, seven assists and six rebounds while Fox represented the Sacramento Kings with four points and two assists. Murray also participated in Saturday's Skills Challenge.

On Saturday night, Devin Booker (2015) won the JBL Three-Point Contest with a record score of 28 in the championship round. He defeated the Golden State Warriors' Klay Thompson, considered one of the NBA's best 3-point shooters and winner of the 2016 competition.

Booker became the first player from Kentucky to win the JBL Three-Point Contest. Wall and Kenny Walker (1983-86) won the Slam Dunk contests in 2014 and 1989, respectively. Towns won the Skills Challenge in 2016.

In the actual All-Star games, the Wildcats have fared just as well. Davis won the Most Valuable Player award at last year's NBA All-Star Game after Murray took home MVP honors in the Rising Stars Challenge. Adrian "Odie" Smith (1957-58) also won the MVP award in the 1966 game.

Former stars Terrence Jones (2011-12) and Aaron Harrison (2014-15) were selected to represent the G-League All-Stars in the NBA G League International Challenge and performed well against the Mexican National Team on Sunday. Harrison scored a team-high 13 points with three 3-pointers and Jones recorded eight points and six rebounds.

It wasn't in Los Angeles at the NBA All-Star Game, but former UK men's basketball player Isaiah Briscoe (2016-17) put on a show in the Estonia/Latvia All-Star Game overseas. Briscoe, who averaged 10.9 points, 5.4 rebounds and 3.7 assists in two seasons with the Wildcats, scored 50 points in the all-star game. He's averaging 17.7 points, 4.0 assists and 3.5 rebounds for Kalev-Cramo after helping the Wildcats to the Elite Eight last season.

## Success Rate

The Wildcats received an NCAA award in the spring of 2017 for placing in the top 10 percent of all men's basketball teams in the country in the NCAA's annual Academic Progress Rate. UK scored a perfect 1,000.

It's the third straight year the men's basketball team received the award and the fourth time since 2009.

The APR provides a real-time look at a team's academic success by the progress of each student-athlete on scholarship. The APR measures academic eligibility, retention and graduation. The scores are a four-year composite, covering the 2012-13 through 2015-16 school years.

Every Division I sports team across the nation calculates its APR each academic year, similar to a report card. Scholarship student-athletes each semester earn one point for remaining eligible and one point for staying in school or graduating.

UK has received a perfect 1,000 mark in each of the last four single-year APR rates. The NCAA cut score to compete in the 2016-17 postseason is a 930 four-year APR. Teams scoring below 930 can face consequences intended to direct additional focus on academics. Those penalties can include practice restrictions and playing-season reductions.

## UK to Tip Off 2018-19 Season as a Part of Champions Classic

Already one of the premier events of the college basketball season, the annual State Farm Champions Classic's spotlight is about to get even brighter with the announcement Wednesday that the event will tip off the 2018-19 season.

The event, which features Kentucky, Duke, Kansas and Michigan State, will move up a week next season to Nov. 6, coinciding with the new start of the college basketball season.

The 2018 Champions Classic, which will continue to be a neutral-site doubleheader, will feature UK vs. Duke and Michigan State vs. Kansas. Indianapolis' Bankers Life Fieldhouse will serve as the backdrop for the 2018 games, with the 2019 Champions Classic returning to Madison Square Garden in New York.

The Champions Classic will be in its eighth season in 2018 with Kentucky and Duke leading the way with 4-3 records. Kansas and Michigan State are 3-4 in the series.

Since the Champions Classic began in 2011, all four teams have reached the NCAA Final Four at least once, with Kentucky and Duke winning national titles, in 2012 and 2015, respectively. Over the last 14 games of the Classic, there have been 13 top-25 matchups, including two games featuring No. 1 vs. No. 2 (according to the AP Top 25).

UK has played Duke in the Champions Classic two times. The Blue Devils defeated the Wildcats 75-68 in 2012 in Atlanta but Kentucky beat Duke 74-63 in 2015 in Chicago.

## Wall Inducted into UK Athletics Hall of Fame

John Wall was inducted into the UK Athletics Hall of Fame as a member of the 2017 class in September.

Wall was the first national player of the year in program history as winner of the Adolph Rupp Trophy. He was named 2010 USBWA National Freshman of the Year, a Consensus First Team All-American, 2010 SEC Player of the Year by Associated Press and SEC Coaches, SEC Freshman of the Year by the AP, First Team All-SEC and SEC Tournament MVP.

Wall led UK to a No. 1 national ranking, SEC regular-season championship and the SEC Tournament championship. He set the single-season assists record with 241 assists (broken in 2016 by Tyler Ulis) and averaged 16.6 points and 6.5 assists. He was the first No. 1 overall NBA Draft pick in UK history. A four-time NBA All-Star through his first seven seasons, he has averaged double-figure scoring every season. Wall was tabbed to the All-NBA Third Team in 2017. He is the Washington franchise career leader in assists and steals.

## Wins vs. Losses

Result	FG%	Opp. FG%	3-Pt. FG%	Opp 3-Pt. FG%	FT%	RPG	APG	TOPG	BPG	SPG	PPG	Opt PPG
Wins	.489	.408	.397	.290	.713	40.0	14.5	12.9	5.3	6.0	82.1	70.0
Losses	.420	.417	.256	.311	.644	37.4	10.8	14.7	4.3	5.1	65.9	73.8



# KENTUCKY BY THE NUMBERS

Date	Opponent	Result	Points	Rebounds	Blocks	Steals	Assists
N.10	<b>[-/-] UTAH VALLEY</b>	W, 73-63	Diallo - 18 <sup>^</sup>	Gabriel - 13 <sup>^</sup>	Two with 3	Two with 4 <sup>^</sup>	Two with 4
N.12	<b>[-/-] VERMONT</b>	W, 73-69	Washington - 17 <sup>^</sup>	Washington - 10 <sup>^</sup>	Four with 1 <sup>^</sup>	G.-Alexander - 2 <sup>^</sup>	Green - 4
N.14	[4/3] Kansas <sup>2</sup>	L, 65-61	Knox - 20 <sup>^</sup>	Two with 9 <sup>^</sup>	Washington - 4 <sup>^</sup>	G.-Alexander - 3 <sup>^</sup>	Diallo - 4
N.17	<b>[-/-] ETSU<sup>3</sup></b>	W, 78-61	Green - 21 <sup>^</sup>	Knox - 10 <sup>^</sup>	Killeya-Jones - 3 <sup>^</sup>	Two with 2	G.-Alexander - 6 <sup>^</sup>
N.20	<b>[-/-] TROY<sup>3</sup></b>	W, 70-62	Knox - 17 <sup>^</sup>	Diallo - 10 <sup>^</sup>	Gabriel - 2	Three with 1 <sup>^</sup>	Washington - 4 <sup>^</sup>
N.22	<b>[-/-] FORT WAYNE<sup>3</sup></b>	W, 86-67	Richards - 25 <sup>^</sup>	Richards - 15 <sup>^</sup>	Richards - 2 <sup>^</sup>	G.-Alexander - 4 <sup>^</sup>	Green - 5
N.26	<b>[-/-] UIC<sup>4</sup></b>	W, 107-73	Knox - 25 <sup>^</sup>	Green - 6	Richards - 3 <sup>^</sup>	G.-Alexander - 2 <sup>^</sup>	G.-Alexander - 6 <sup>^</sup>
D.2	<b>[-/-] HARVARD</b>	W, 79-70	Knox - 20	Two with 7 <sup>^</sup>	Richards - 3 <sup>^</sup>	Gabriel - 3 <sup>^</sup>	Green - 5 <sup>^</sup>
D.9	<i>[-/-] Monmouth<sup>4</sup></i>	W, 93-76	Diallo - 23 <sup>^</sup>	Richards - 8 <sup>^</sup>	Washington - 4 <sup>^</sup>	Two with 2	G.-Alexander - 9 <sup>^</sup>
D.16	<b>[RV/RV] VIRGINIA TECH</b>	W, 93-86	Knox - 21 <sup>^</sup>	Gabriel - 9	Richards - 3 <sup>^</sup>	Diallo - 3 <sup>^</sup>	Two with 5
D.23	<i>[-/-] UCLA<sup>5</sup></i>	L, 83-75	Diallo - 18	Two with 6	Three with 1	Three with 2	G.-Alexander - 5
D.29	<b>[RV/RV] LOUISVILLE</b>	W, 90-61	G.-Alexander - 24 <sup>^</sup>	Three with 7	Two with 2 <sup>^</sup>	G.-Alexander - 3 <sup>^</sup>	Green - 5 <sup>^</sup>
D.31	<b>[-/-] GEORGIA*</b>	W, 66-61	G.-Alexander - 21 <sup>^</sup>	Two with 10 <sup>^</sup>	Two with 2 <sup>^</sup>	G.-Alexander - 3 <sup>^</sup>	G.-Alexander - 4 <sup>^</sup>
J.3	<i>[-/-] at LSU*</i>	W, 74-71	Two with 18	Knox - 11 <sup>^</sup>	Washington - 2 <sup>^</sup>	Gabriel - 3 <sup>^</sup>	G.-Alexander - 4 <sup>^</sup>
J.6	<i>[23/22] at Tennessee*</i>	L, 76-65	Green - 14	Richards - 8	Washington - 2 <sup>^</sup>	Washington - 3	G.-Alexander - 6 <sup>^</sup>
J.9	<b>[RV/RV] TEXAS A&amp;M*</b>	W, 74-73	Diallo - 18	G.-Alexander - 7	G.-Alexander - 2 <sup>^</sup>	Washington - 2 <sup>^</sup>	G.-Alexander - 5
J.13	<i>[-/-] at Vanderbilt*</i>	W, 74-67	G.-Alexander - 22 <sup>^</sup>	Gabriel - 9 <sup>^</sup>	Three with 2 <sup>^</sup>	Three with 1	G.-Alexander - 6 <sup>^</sup>
J.16	<i>[-/-] at South Carolina*</i>	L, 76-68	Knox - 21	Knox - 8 <sup>^</sup>	Five with 1 <sup>^</sup>	Two with 2	Vanderbilt - 3
J.20	<b>[RV/RV] FLORIDA*</b>	L, 66-64	Two with 10	Richards - 9 <sup>^</sup>	Richards - 2 <sup>^</sup>	Four with 1	G.-Alexander - 6
J.23	<b>[-/-] MISSISSIPPI STATE*</b>	W, 78-65	Washington - 22 <sup>^</sup>	Two with 7	Two with 2	Washington - 3 <sup>^</sup>	G.-Alexander - 6 <sup>^</sup>
J.27	<i>[7/7] at West Virginia<sup>6</sup></i>	W, 83-76	Knox - 34 <sup>^</sup>	Vanderbilt - 11 <sup>^</sup>	Gabriel - 3	Green - 1	G.-Alexander - 5
J.30	<i>[-/-] VANDERBILT*</i>	W, 83-81 <sup>OT</sup>	G.-Alexander - 30 <sup>^</sup>	Knox - 8 <sup>^</sup>	Richards - 2 <sup>^</sup>	Washington - 2 <sup>^</sup>	Two with 3
F.3	<i>[-/-] at Missouri*</i>	L, 69-60	G.-Alexander - 15	Vanderbilt - 10 <sup>^</sup>	Two with 1	Two with 2 <sup>^</sup>	G.-Alexander - 6 <sup>^</sup>
F.6	<b>[15/14] TENNESSEE*</b>	L, 61-59	Two with 15	Richards - 8 <sup>^</sup>	Four with 1	G.-Alexander - 2 <sup>^</sup>	G.-Alexander - 6 <sup>^</sup>
F.10	<i>[-/-] at Texas A&amp;M*</i>	L, 85-74	G.-Alexander - 19 <sup>^</sup>	Washington - 8	G.-Alexander - 2	G.-Alexander - 2 <sup>^</sup>	G.-Alexander - 8 <sup>^</sup>
F.14	<i>[10/11] at Auburn*</i>	L, 76-66	Knox - 19 <sup>^</sup>	Vanderbilt - 10	Vanderbilt - 2 <sup>^</sup>	Knox with 1	Two with 3
F.17	<b>[RV/RV] ALABAMA*</b>	W, 81-71	Washington - 16 <sup>^</sup>	Vanderbilt - 9 <sup>^</sup>	Vanderbilt - 2 <sup>^</sup>	G.-Alexander - 3 <sup>^</sup>	Two with 4 <sup>^</sup>
F.20	<i>[RV/RV] at Arkansas*</i>	W, 87-72	Knox - 23	Washington - 10 <sup>^</sup>	Two with 2	Two with 2	G.-Alexander - 7 <sup>^</sup>
F.24	<b>[RV/NR] MISSOURI*</b>	W, 87-66	Knox - 21	Vanderbilt - 15 <sup>^</sup>	Vanderbilt - 3 <sup>^</sup>	Five with 1	G.-Alexander - 8 <sup>^</sup>
F.28	<b>[-/-] OLE MISS*</b>	W, 96-78	Knox - 22	Vanderbilt - 11	G.-Alexander - 3 <sup>^</sup>	Green - 2 <sup>^</sup>	G.-Alexander - 10 <sup>^</sup>
M.3	<i>[RV/RV] at Florida*</i>	L, 80-67	G.Alexander - 17	Washington - 7 <sup>^</sup>	Two with 1	Four with 1	G.-Alexander - 4
M.9	SEC Tournament Quarterfinals <sup>7</sup>						

All games in **BOLD CAPS**; Exhibition games in *italics*; \*SEC game; ^game leader  
 1 - Kentucky Cares Classic (Rupp Arena)  
 2 - Champions Classic (United Center | Chicago)  
 3 - Adolph Rupp Classic (Rupp Arena)  
 4 - CITI Sports Classic (Madison Square Garden | New York)  
 5 - CBS Sports Classic (Smoothie King Center | New Orleans)  
 6 - Big 12/SEC Challenge (WVU Coliseum | Morgantown, W.Va.)  
 7 - SEC Tournament (Scottrade Center | St. Louis)

Times Led	Times Led	Times Led	Times Led	Times Led
Knox - 11	Richards - 8	Richards - 12	G.-Alexander - 16	G.-Alexander - 23
G.-Alexander - 10	Vanderbilt - 7	Gabriel - 11	Knox - 10	Green - 6
Diallo - 4	Gabriel - 6	Washington - 10	Washington - 8	Washington - 3
Washington - 4	Knox - 6	G.-Alexander - 8	Diallo - 6	Vanderbilt - 2
Green - 3	Washington - 5	Vanderbilt - 6	Gabriel - 4	Diallo - 1
Gabriel - 1	Diallo - 3	Diallo - 3	Green - 4	Knox - 1
Richards - 1	G.-Alexander - 1	Killeya-Jones - 2	Killeya-Jones - 4	
	Green - 1		Vanderbilt - 1	
	Killeya-Jones - 1		Wynyard - 1	

## Comparing the Calipari Era

A look at statistics through 31 games throughout the John Calipari era ...

Year	FG%	Opp. FG%	3-Pt. FG%	FT%	RPG	Assists	TOs.	Blocks	Steals	Points	PPG	Record
2017-18	.466	.411	.348	.695	39.2	414	418	154	177	2,384	76.9	21-10
2016-17	.478	.426	.352	.700	40.5	499	371	168	187	2,690	86.8	25-5
2015-16	.476	.397	.358	.675	39.4	449	351	180	174	2,449	79.0	23-8
2014-15	.468	.351	.341	.711	38.3	460	331	215	210	2,314	74.6	31-0
2013-14	.452	.401	.316	.684	41.3	355	384	191	149	2,366	76.3	22-9
2012-13	.478	.388	.350	.643	38.5	428	409	212	182	2,291	73.9	21-10
2011-12	.490	.365	.388	.723	39.1	416	354	278	199	2,409	77.7	30-1
2010-11	.460	.390	.394	.715	38.5	392	339	198	171	2,380	76.8	23-8
2009-10	.478	.383	.349	.683	41.7	459	455	229	223	2,472	79.7	29-2



# MISCELLANEOUS STATS

## Team Leaders

NO.	NAME	GAME LEADERS					GAMES WITH							
		PTS.	REBS.	BLKS.	ASSTS.	STLS.	10+ PTS	20+ PTS	10+REBS	3+ASSTS	3+BLKS	3+STLS	3+3s	DOUBLE-DOUBLE
0	Quade Green	3 (3)	1 (1)	-	6 (6)	4 (4)	16 (16)	1 (1)	-	15 (15)	-	-	4 (4)	-
1	Sacha Killeya-Jones	-	1 (1)	2 (5)	-	4 (4)	- (1)	-	1 (1)	2 (2)	-	-	-	
2	Jarred Vanderbilt	-	7 (7)	6 (6)	2 (2)	1 (1)	3 (3)	-	5 (5)	2 (2)	1 (1)	-	1 (1)	
3	Hamidou Diallo	4 (4)	3 (3)	3 (3)	1 (1)	6 (6)	15 (15)	2 (2)	2 (2)	6 (6)	-	1 (1)	2 (2)	
4	Nick Richards	1 (1)	8 (8)	12 (12)	-	-	7 (7)	1 (1)	1 (1)	4 (4)	- (-)	-	1 (1)	
5	Kevin Knox	11 (11)	6 (6)	-	1 (1)	10 (10)	25 (25)	9 (9)	2 (2)	7 (7)	-	1 (1)	7 (7)	
10	Jonny David	-	-	-	-	-	-	-	-	-	-	-	-	
12	Brad Calipari	-	-	- (1)	-	-	-	-	-	-	-	-	-	
13	Jemarl Baker	-	-	-	-	-	-	-	-	-	-	-	-	
14	Tai Wynyard	-	-	-	-	1 (1)	-	-	-	-	-	-	-	
22	Shai Gilgeous-Alexander	10 (10)	1 (1)	8 (8)	23 (23)	16 (16)	21 (21)	4 (4)	-	28 (28)	1 (1)	6 (6)	-	
25	PJ Washington	4 (4)	5 (5)	10 (10)	3 (3)	8 (8)	18 (18)	2 (2)	2 (2)	8 (8)	2 (2)	2 (2)	-	
30	Dillon Pulliam	-	-	-	-	-	-	-	-	-	-	-	-	
32	Wenyen Gabriel	1 (2)	6 (14)	11 (22)	-	4 (6)	5 (12)	- (1)	3 (5)	2 (4)	3 (6)	2 (3)	- (1)	

Career Total in (Parentheses)

## Starting Lineups

Guard	Guard	G/F	Forward	Forward	Games	W-L
Green	Diallo	Knox	Washington	Richards	13	10-3
G.Alexander	Diallo	Knox	Washington	Richards	11	6-5
G.Alexander	Diallo	Knox	Gabriel	Richards	7	5-2

Starter	Games Started	Wins	Losses
Diallo	31	21	10
Knox	31	21	10
Richards	31	21	10
Washington	24	16	8
Gilgeous-Alexander	18	11	7
Green	13	10	3
Gabriel	7	5	2

## Streaks

Overall	Lost 1
Unranked AP teams anywhere	Lost 1
Ranked AP teams anywhere	Lost 2
Home	Won 3
Home AP ranked teams	Lost 1
Home AP unranked teams	Won 5
Home SEC	Won 3
Home nonconference	Won 7
Home AP ranked SEC	Lost 1
Home AP unranked SEC	Won 5
Home AP ranked nonconference	Lost 1
Home AP unranked nonconference	Won 43
Road	Lost 1
Road AP ranked teams	Lost 1
Road AP unranked teams	Lost 1
Road SEC	Lost 1
Road nonconference	Won 1
Road AP ranked SEC	Lost 3
Road AP unranked SEC	Lost 1
Road AP ranked nonconference	Won 1
Road AP unranked nonconference	Lost 4
Neutral	Lost 1
Neutral AP ranked teams	Lost 2
Neutral AP unranked teams	Lost 1

## Win-Loss Margins

Margin	Games Won	Games Lost
1	1	
2	1	2
3	1	
4	1	1
5	1	
6		
7	3	
8	1	2
9	1	1
10	2	1
11		2
12		
13	1	1
14		
15	1	
16		
17	2	
18	1	
19	1	
20		
21	1	
22		
23		
24		
25+	2	

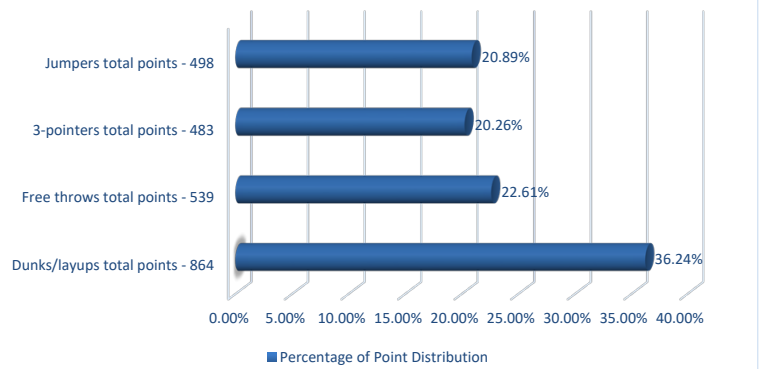
Active Consecutive Made Starts	
Hamidou Diallo	31
Kevin Knox	31
Nick Richards	31
Shai Gilgeous-Alexander	16
Wenyen Gabriel	6
17 2	
Active Consecutive Made Free Throws	
Quade Green	4
Wenyen Gabriel	3
Jonny David	2
Shai Gilgeous-Alexander	2
Sacha Killeya-Jones	2
Jarred Vanderbilt	2
PJ Washington	2
Tai Wynyard	2
Kevin Knox	1
23	
Active Consecutive Games with a 3-Pointer	
Kevin Knox	7
Wenyen Gabriel	5
Quade Green	5
Shai Gilgeous-Alexander	1

## Kentucky's Record When

KENTUCKY RECORD	ALL	SEC	KENTUCKY RECORD	ALL	SEC
Leading at halftime:	14-3	6-3	On CBS:	2-3	1-2
Tied at the half:	1-1	1-0	On ESPN/ESPN2/ESPNU:	13-6	8-5
Trailing at halftime:	6-6	3-5	On Fox Sports1:	0-0	0-0
Shoot > 50%:	10-1	6-1	On SEC Network/(+):	6-1	1-1
Shoot < 50%:	11-9	4-7	On FSN:	0-0	0-0
Shoot higher % than opp.:	16-4	7-4	vs. SEC at Home:	7-2	7-2
Shoot lower % than opp.:	5-6	3-4	vs. SEC on Road:	3-6	3-6
Opp. shoot worse than 50%:	19-10	9-8	Games vs. AP ranked opp.:	1-4	0-3
Opp. shoot 50% or higher:	2-0	1-0	Games following a loss:	5-4	3-4
Score less than 60 points:	0-1	0-1	Games following a win:	15-6	7-4
Score 60-69 points:	1-7	1-6	More points in the paint:	16-7	8-6
Score 70-79 points:	9-2	4-1	Fewer/Same points in the paint:	5-3	2-2
Score 80-89 points:	6-0	4-0	More bench points than opp.:	11-9	6-7
Score 90-99 points:	4-0	1-0	Fewer or same bench pts.:	10-1	4-1
Score 100+ points:	1-0	0-0	More 2nd-chance points:	11-2	3-2
Opp. score less than 60 pts.:	0-0	0-0	Fewer or same 2nd chance pts.:	10-8	7-6
Opp. score 60-69 pts.:	10-4	4-3	More or same points off TOs:	15-6	7-5
Opp. score 70-79 pts.:	9-3	5-3	Fewer points off TOs:	6-4	3-3
Opp. score 80-89 points:	2-3	1-2	On Monday:	1-0	0-0
Opp. score 90-99 points:	0-0	0-0	On Tuesday:	4-3	4-2
Opp. score 100+ points:	0-0	0-0	On Wednesday:	3-1	2-1
Outrebounded opponent:	19-5	9-5	On Thursday:	0-0	0-0
Outrebounded by opponent:	2-4	1-3	On Friday:	3-0	0-0
Equal number of rebounds:	0-1	0-0	On Saturday:	7-6	3-5
Fewer turnovers than opp.:	7-1	3-1	On Sunday:	3-0	1-0
Same turnovers as opp.:	5-1	4-0	In November	6-1	0-0
More turnovers than opp.:	9-8	3-7	In December	5-1	1-0
Make 8 or more 3-pointers:	6-0	3-0	In January	6-3	5-3
Make 7 or fewer 3-pointers:	15-10	7-8	In February	4-4	4-4
Games decided by 5 or fewer:	5-3	4-2	In March	0-1	0-1
Overtime games:	1-0	1-0	In April	0-0	0-0

## How the Cats are Scoring

### Percentage of Point Distribution



## Dunk Tracker

Player	Dunks in 2017-18	Dunks in Career
PJ Washington	30	30
Nick Richards	27	27
Kevin Knox	18	18
Hamidou Diallo	14	14
Wenyen Gabriel	7	12
Sacha Killeya-Jones	7	11
Shai Gilgeous-Alexander	8	8
Jarred Vanderbilt	8	8
Tai Wynyard	1	1

## Fast Facts

Points Per Possession	1.084
Def. Points Per Possession	1.006
Points Off Turnovers	15.8
Second-Chance Points	12.3
Points in the Paint	35.0
Fast Break Points	8.8
Bench Points	23.1
Avg. Time of Possession	16.6
Turnover Percent	19.0

## How UK Scored Its First Points

Player	Dunk/Layup	Jumper	3PT	FT
Hamidou Diallo	8	1		
Quade Green	1			
S.Gilgeous-Alexander	2			1
Kevin Knox		3	3	
Nick Richards	6	2		1
PJ Washington	1			2





## INDIVIDUALS

### SCORING

**Scored 25 points:** Shai Gilgeous-Alexander (30) vs. Vanderbilt, 1/30/18

**Scored 30 points:** Shai Gilgeous-Alexander (30) vs. Vanderbilt, 1/30/18

**Scored 35 points:** De'Aaron Fox (39) vs. UCLA, 3/24/17

**Scored 40 points:** Malik Monk (47) vs. North Carolina, 12/17/16

**Scored 45 points:** Malik Monk (47) vs. North Carolina, 12/17/16

**Scored 50 points:** Jodie Meeks (54) at Tennessee, 1/13/09

**Two players had 20 points:** Kevin Knox (21), Hamidou Diallo (20), vs. Virginia Tech, 12/16/17

**Three players had 20 points:** DeMarcus Cousins (27)/John Wall (21)/Patrick Patterson (20) vs. Sam Houston State, 11/19/09

**Two players had 30 points:** Patrick Patterson (33) and Jodie Meeks (32) vs. Tennessee State, 12/22/08

**Scored 20 points in two straight games:** Kevin Knox (3) 2/20/18 - 2/28/18

**Scored 20 points in three straight games:** Kevin Knox (3) 2/20/18 - 2/28/18

**Scored 20 points in four straight games:** Malik Monk (4) 11/23/16 - 12/3/16

**Scored 20 points in five straight games:** Jamal Murray (12) 2/2/16 - 3/12/16

**Scored 20 points in six straight games:** Jamal Murray (12) 2/2/16 - 3/12/16

**Scored 20 points in seven straight games:** Jamal Murray (12) 2/2/16 - 3/12/16

**Scored 20 points in eight straight games:** Jamal Murray (12) 2/2/16 - 3/12/16

**Scored 20 points in nine straight games:** Jamal Murray (12) 2/2/16 - 3/12/16

**Scored 20 points in 10 straight games:** Jamal Murray (12) 2/2/16 - 3/12/16

**Scored 20 points in 11 straight games:** Jamal Murray (12) 2/2/16 - 3/12/16

**Scored 20 points in 12 straight games:** Jamal Murray (12) 2/2/16 - 3/12/16

**Scored 20 points in 15 straight games:** Dan Issel (18) 12/1/69 - 2/7/70

**Scored 25 points in three straight games:** Tayshaun Prince (3) 3/11/01-3/17/01

**Scored 30 points in two straight games:** Jodie Meeks vs. Appalachian State (46) 12/20/08; vs. Tennessee State (32) 12/22/08

**Scored 30 points in three straight games:** Dan Issel (6) 2/14/70 - 3/2/70

**Scored in double figures in 10 straight games:** De'Aaron Fox (12) 2/14/17-3/26/17

**Scored in double figures in 15 straight games:** Malik Monk (30) 11/11/16-2/28/17

**Scored in double figures in 20 straight games:** Malik Monk (30) 11/11/16-2/28/17

**Scored in double figures in 25 straight games:** Malik Monk (30) 11/11/16-2/28/17

**Scored in double figures in 30 straight games:** Malik Monk (30) 11/11/16-2/28/17

**Scored in double figures in 33 straight games:** Jamal Murray (34) 11/17/15 - 3/19/16

**Scored in double figures in 34 straight games:** Jamal Murray (34) 11/17/15 - 3/19/16

**Scored in double figures in 35 straight games:** Kenny Walker (36) 11/14/85 - 3/22/86

**Five players scored in double figures:** Kevin Knox (22), Quade Green (18), Shai Gilgeous-Alexander (17), Wenyen Gabriel (15), PJ Washington (10) vs. Ole Miss, 2/28/18

**Six players scored in double figures:** Kevin Knox (21), Shai Gilgeous-Alexander (14), Quade Green (12), PJ Washington (12), Hamidou Diallo (11), Jarred Vanderbilt (11) vs. Missouri, 2/24/18

**Seven players scored in double figures:** Randolph Morris (17), Kelenna Azubuike (15), Patrick Sparks (14), Chuck Hayes (12), Rajon Rondo (11), Ravi Moss (10) and Ramel Bradley (10) vs. Mississippi State 2/19/05,

**Four players with 15 or more points:** Kevin Knox (22), Quade Green (18), Shai Gilgeous-Alexander (17), Wenyen Gabriel (15) vs. Ole Miss, 2/28/18

### DOUBLE-DOUBLES

**Double-double:** Jarred Vanderbilt (11 points, 15 rebounds) vs. Missouri, 2/24/18

**Triple-double:** Isaiah Briscoe (19 points, 11 rebounds, 10 assists) at Ole Miss, 12/29/16

**20-10 (rebs) game:** Nick Richards (25 points, 15 rebounds) vs. Fort Wayne, 11/22/17

**20-10 (assts) game:** De'Aaron Fox (24 points, 10 assists) vs. North Carolina, 12/17/16

**20-15 game:** Nick Richards (25 points, 15 rebounds) vs. Fort Wayne, 11/22/17

**30-10 game:** Tayshaun Prince (33 points, 11 rebounds) vs. Tennessee State, 12/22/98

**Back-to-back 20-10 games:** Julius Randle (3) 11/8/13 - 11/10/13

**Three straight 20-10 games:** Julius Randle (3) 11/8/13 - 11/12/13

**Double-double in points and rebs.:** Jarred Vanderbilt (11 points, 15 rebounds) vs. Missouri, 2/24/18

**Double-double in points and assists:** Isaiah Briscoe (19 points, 10 assists) at Ole Miss, 12/29/16

**Double-double in points and blocks:** Never

**Double-double in points and steals:** Never

**Double-double in two consecutive games:** Bam Adebayo (15 pts, 18 rebs) vs. NKU, (3/17/17), (13 pts, 10 rebs) vs. Wichita State, 3/19/17)

**Double-double in three consecutive games:** - Julius Randle (19p, 15r) vs. Kansas State, 3/21/14; (13 p, 10 r), vs. Wichita State, 3/23/14; (15 p, 12 r), vs. Louisville, 3/28/14; (16 p, 11 r), vs. Michigan, 3/30/14

**Double-double in four consecutive games:** Julius Randle (19p, 15r) vs. Kansas State, 3/21/14; (13 p, 10 r), vs. Wichita State, 3/23/14; (15 p, 12 r), vs. Louisville, 3/28/14; (16 p, 11 r), vs. Michigan, 3/30/14

**Double-double in five consecutive games:** Julius Randle (14p, 10r) at Arkansas, (2/27/14); (10p, 15r) at South Carolina (3/1/14); (12 p, 11 r) vs. Alabama, (3/4/14); (16 p, 10 r) at Florida, (3/8/14); (17 p, 16 r) vs. LSU, (3/14/14); (12 p, 11 r) vs. Georgia, (3/15/14)

**Double-double in six consecutive games:** Julius Randle (14p, 10r) at Arkansas, (2/27/14); (10p, 15r) at South Carolina (3/1/14); (12 p, 11 r) vs. Alabama, (3/4/14); (16 p, 10 r) at Florida, (3/8/14); (17 p, 16 r) vs. LSU, (3/14/14); (12 p, 11 r) vs. Georgia, (3/15/14)

**Double-double in seven consecutive games:** Julius Randle (7) 11/18/13-11/27/13

**Double-double in 10 consecutive games:** Jim Andrews, 1972-73 season

**Two players record double-doubles:** De'Aaron Fox (16 points, 11 assists), Wenyen Gabriel (10 points, 10 rebounds) vs. Cleveland State, 11/23/16

**Three players record double-doubles:** DeMarcus Cousins (19 pts, 14 rebs)/Patrick Patterson (19 pts, 10 rebs)/John Wall (18 pts, 10 rebs) at Mississippi State, 2/16/10

**Four players record double-doubles:** Jack Givens (30 pts, 13 rebs)/Kyle Macy (16 pts, 10 assts)/Mike Phillips (22 pts, 18 rebs)/Rick Robey (23 pts, 13 rebs) vs. Southern Methodist, 11/26/77

**Five players record double-doubles:** Never

### FIELD GOALS

**Made 12 FG in a game:** Shai Gilgeous-Alexander (12) vs. Vanderbilt, 1/30/18

**Made 15 FG in a game:** Malik Monk (18) vs. North Carolina, 12/17/16

**Made 16 FG in a game:** Malik Monk (18) vs. North Carolina, 12/17/16

**Made 17 FG in a game:** Malik Monk (18) vs. North Carolina, 12/17/16

**Made 18 FG in a game:** Malik Monk (18) vs. North Carolina, 12/17/16

**Made 19 FG in a game:** Dan Issel (19) vs. Alabama, 2/23/70

**Made 20 FG in a game:** Dan Issel (23) vs. Ole Miss, 2/7/70

**Made 21 FG in a game:** Dan Issel (23) vs. Ole Miss, 2/7/70

**Made 22 FG in a game:** Dan Issel (23) vs. Ole Miss, 2/7/70

**Made 23 FG in a game:** Dan Issel (23) vs. Ole Miss, 2/7/70

**Attempted 17 FG in a game:** Kevin Knox (18) at Arkansas, 2/20/18

**Attempted 18 FG in a game:** Kevin Knox (18) at Arkansas, 2/20/18

**Attempted 19 FG in a game:** Shai Gilgeous-Alexander (19) vs. Vanderbilt, 1/30/18

**Attempted 20 FG in a game:** De'Aaron Fox (20) vs. UCLA, 3/24/17

**Attempted 25 FG in a game:** Malik Monk (28) vs. North Carolina, 12/17/16

### 3-POINTERS

**Made 5 3-pointers in a game:** Kevin Knox (5) at West Virginia, 1/27/18

**Made 6 3-pointers in a game:** Malik Monk (7) vs. Georgia, 1/31/17

**Made 7 3-pointers in a game:** Malik Monk (7) vs. Georgia, 1/31/17

**Made 8 3-pointers in a game:** Malik Monk (8) vs. North Carolina, 12/17/16

**Made 9 3-pointers in a game:** Jodie Meeks (10) at Tennessee, 1/13/09

**Made 10 3-pointers in a game:** Jodie Meeks (10) at Tennessee, 1/13/09

**Made 11 3-pointers in a game:** Never

**Attempted 10 3-pointers in a game:** Malik Monk (11) vs. Georgia, 1/31/17

**Attempted 15 3-pointers in a game:** Jodie Meeks (15) at Tennessee, 1/13/09

**Attempted 16 3-pointers in a game:** Derrick Miller (16) vs. LSU 2/15/90

**Attempted 17 3-pointers in a game:** Derrick Miller (19) vs. Kansas 12/6/89

**Attempted 18 3-pointers in a game:** Derrick Miller (19) vs. Kansas 12/6/89

**Attempted 19 3-pointers in a game:** Derrick Miller (19) vs. Kansas 12/6/89

**Made a 3-pointer in 10 straight games:** Malik Monk (12), 1/21/17-2/28/17

**Made a 3-pointer in 15 straight games:** Jamal Murray (36), 11/13/15 - 3/19/16, Derek Willis (17), 1/12/16 - 3/17/16

**Made a 3-pointer in 20 straight games:** Jamal Murray (36), 11/13/15 - 3/19/16

**Made a 3-pointer in 30 straight games:** Jamal Murray (36), 11/13/15 - 3/19/16

**Made two 3-pointers in 10 straight games:** Jamal Murray (17), 1/23/16 - 3/17/16

**Made three 3-pointers in 10 straight games:** Gerald Fitch (20) 1/14/03 - 3/23/03

**Made three 3-pointers in 15 straight games:** Gerald Fitch (20) 1/14/03 - 3/23/03

**Made three 3-pointers in 20 straight games:** Gerald Fitch (20) 1/14/03 - 3/23/03

**Made three 3-pointers in 25 straight games:** Keith Bogans (29) 3/14/02 - 2/26/03

### FREE THROWS

**Made 8 FT in a game:** Shai Gilgeous-Alexander (11) vs. Ole Miss, 2/28/18

**Made 9 FT in a game:** Shai Gilgeous-Alexander (11) vs. Ole Miss, 2/28/18

**Made 10 FT in a game:** Shai Gilgeous-Alexander (11) vs. Ole Miss, 2/28/18

**Made 11 FT in a game:** Shai Gilgeous-Alexander (11) vs. Ole Miss, 2/28/18

**Made 12 FT in a game:** Shai Gilgeous-Alexander (12) vs. Georgia, 12/31/17

**Made 13 FT in a game:** De'Aaron Fox (13) vs. UCLA, 3/24/17

**Made 14 FT in a game:** Tyler Ulis (14) at Arkansas, 1/21/16

**Made 15 FT in a game:** Rodrick Rhodes (16) vs. Ole Miss 1/18/95

**Made 16 FT in a game:** Rodrick Rhodes (16) vs. Ole Miss 1/18/95

**Made 17 FT in a game:** Dwight Anderson (18) vs. Mississippi State 2/12/79

**Made 18 FT in a game:** Dwight Anderson (18) vs. Mississippi State 2/12/79

**Attempted 10 FT in a game:** Shai Gilgeous-Alexander (13) vs. Ole Miss, 2/28/18

**Attempted 15 FT in a game:** De'Aaron Fox (15), vs. UCLA, 3/24/17

**Attempted 20 FT in a game:** Heshimu Evans (20) vs. Ole Miss 3/5/99

### REBOUNDS

**15 Rebs:** Jarred Vanderbilt (15) vs. Missouri, 2/24/18

**16 Rebs:** Bam Adebayo (18) vs. Northern Kentucky, 3/17/17

**17 Rebs:** Bam Adebayo (18) vs. Northern Kentucky, 3/17/17

**18 Rebs:** Bam Adebayo (18) vs. Northern Kentucky, 3/17/17

**19 Rebs:** Michael Kidd-Gilchrist (19) vs. Louisville, 12/31/11

**20 Rebs:** Jared Prickett (20) vs. Arkansas 2/9/94

**25 Rebs:** Mike Phillips (25) vs. Tennessee 1/10/76

**30 Rebs:** Cotton Nash (30) vs. Ole Miss 2/8/64

**34 Rebs:** Bob Burrow (34) vs. Temple 12/10/55

**10+ Rebs in three consecutive games:** Julius Randle (4) 3/21/14 - 3/30/14



# THE LAST TIME ...

**10+ Rebs in four consecutive games:** Julius Randle (4) 3/21/14 - 3/30/14  
**10+ Rebs in five consecutive games:** Julius Randle (10) 2/12/14 - 3/15/14  
**10+ Rebs in six consecutive games:** Julius Randle (10) 2/12/14 - 3/15/14  
**10+ Rebs in seven consecutive games:** Julius Randle (10) 2/12/14 - 3/15/14  
**10+ rebs in eight consecutive games:** Julius Randle (10) 2/12/14 - 3/15/14  
**10+ rebs in nine consecutive games:** Julius Randle (10) 2/12/14 - 3/15/14  
**10+ rebs in 10 consecutive games:** Julius Randle (10) 2/12/14 - 3/15/14  
**Two players had 10 rebounds:** Hamidou Diallo (10) and Wenyen Gabriel (10) vs. Georgia, 12/31/17  
**Three players had 10 rebounds:** Michael Kidd-Gilchrist (19), Terrence Jones (11), Anthony Davis (10) vs. Louisville, 12/31/11

## ASSISTS

**6 assists:** Shai Gilgeous-Alexander (10) vs. Ole Miss, 2/28/18  
**7 assists:** Shai Gilgeous-Alexander (10) vs. Ole Miss, 2/28/18  
**8 assists:** Shai Gilgeous-Alexander (10) vs. Ole Miss, 2/28/18  
**9 assists:** Shai Gilgeous-Alexander (10) vs. Ole Miss, 2/28/18  
**10 assists:** Shai Gilgeous-Alexander (10) vs. Ole Miss, 2/28/18  
**11 assists:** Isaiah Briscoe (11) at Ole Miss, 12/29/16  
**12 assists:** De'Aaron Fox (12) vs. Stephen F. Austin, 11/11/16  
**13 assists:** Tyler Ulis (14) vs. LSU, 3/5/16  
**14 assists:** Tyler Ulis (14) vs. LSU, 3/5/16  
**15 assists:** John Wall (16) vs. Hartford, 12/29/09  
**16 assists:** John Wall (16) vs. Hartford, 12/29/09  
**5+ assists in four consecutive games:** De'Aaron Fox (6) 11/15/16 - 12/3/16  
**8+ assists in two consecutive games:** Shai Gilgeous-Alexander (2) 2/24/18 - 2/28/18

## BLOCKS

**4 blocks:** PJ Washington (4) vs. Monmouth, 12/9/17  
**5 blocks:** Skala Labissiere (6) vs. Stony Brook, 3/17/16  
**6 blocks:** Skala Labissiere (6) vs. Stony Brook, 3/17/16  
**7 blocks:** Karl-Anthony Towns (7) vs. Vanderbilt, 1/20/15  
**8 blocks:** Willie Cauley-Stein (9) vs. Boise State, 12/10/13  
**9 blocks:** Willie Cauley-Stein (9) vs. Boise State, 12/10/13  
**10 blocks:** Nerlens Noel (12) at Ole Miss, 1/29/13  
**11 blocks:** Nerlens Noel (12) at Ole Miss, 1/29/13  
**12 blocks:** Nerlens Noel (12) at Ole Miss, 1/29/13

## STEALS

**4 steals:** Shai Gilgeous-Alexander (4) vs. Fort Wayne, 11/22/17  
**5 steals:** Malik Monk (5) vs. UCLA, 12/3/16  
**6 steals:** Tyler Ulis (6) vs. Ole Miss, 1/2/16  
**7 steals:** Rajon Rondo (8) vs. Mississippi State, 2/19/05  
**8 steals:** Rajon Rondo (8) vs. Mississippi State, 2/19/05

## MINUTES

**Played every minute:** Isaiah Briscoe (45) vs. Georgia, 1/31/17  
**Played 40+ minutes:** Kevin Knox (40) vs. Vanderbilt, 1/30/18  
**Played more than 50 minutes:** Patrick Patterson (50) vs. Vanderbilt, 1/12/08

## FOULS

**Fouled out:** Wenyen Gabriel, Jarred Vanderbilt at Texas A&M, 2/10/18  
**Two players fouled out:** Jarred Vanderbilt, Wenyen Gabriel, at Texas A&M, 2/10/18  
**Three players fouled out:** Hamidou Diallo, Wenyen Gabriel, Nick Richards at South Carolina, 1/16/18  
**Four players fouled out:** Skala Labissiere, Marcus Lee, Alex Poythress, Derek Willis at Kansas, 1/30/16  
**Technical foul:** Jarred Vanderbilt at Missouri, 2/3/18

## TEAM

### WINS/LOSSES

**Won 10 straight games:** 14, 2/7/17 - 3/24/17  
**Won 20 straight games:** 38, 11/14/14 - 3/28/15  
**Won 30 straight games:** 38, 11/14/14 - 3/28/15  
**Lost consecutive games:** 4, 2/3/18 - 2/14/18  
**Lost three straight games:** 4, 2/3/18 - 2/14/18  
**Lost four straight games:** 4, 2/3/18 - 2/14/18  
**Lost five straight games:** 5, 12/23/89 - 1/6/90  
**Lost 10 straight games:** Never

## STARTS

**Started four freshmen:** Hamidou Diallo, Shai Gilgeous-Alexander, Kevin Knox, Nick Richards at Florida, 3/3/18  
**Started five freshmen:** Hamidou Diallo, Shai Gilgeous-Alexander, Kevin Knox, Nick Richards, PJ Washington at Texas A&M, 2/10/18

## SCORING

**Scored 90 or more points:** 96 vs. Ole Miss, 2/28/18 (W, 96-78)  
**Scored 90 or more points (SEC game):** 96 vs. Ole Miss, 2/28/18 (W, 96-78)  
**Scored 100 or more points:** 107 vs. UIC, 11/26/17 (W, 107-73)  
**Scored 100 or more points (SEC game):** 100 vs. Texas A&M, 1/3/17 (W, 100-58)  
**Scored 110 or more points:** 115 vs. Arizona State, 11/28/16 (W, 115-69)  
**Scored 110 or more points (SEC game):** 110 vs. Auburn, 2/21/15 (W, 110-75)  
**Scored 120 or more points:** 120 vs. Vanderbilt, 2/7/96 (W, 120-81)  
**Scored 120 or more points (SEC game):** 120 vs. Vanderbilt, 2/7/96 (W, 120-81)  
**Scored 130 or more points:** 143 vs. Georgia, 2/27/56 (W, 143-66)  
**Scored 140 or more points:** 143 vs. Georgia, 2/27/56 (W, 143-66)  
**Scored 150 or more points:** Never  
**Scored less than 50 points:** 48 vs. Vanderbilt, 3/15/13 (L, 64-48)  
**Scored 100 points in two consecutive games:** vs. Cleveland State (11/23/16), vs. UT Martin (11/25/16), vs. Arizona State (11/28/16)  
**Scored 100 Points in three consecutive games:** vs. Cleveland State (11/23/16), vs. UT Martin (11/25/16), vs. Arizona State (11/28/16)  
**Scored 100 points in consecutive SEC games:** 2/27/56-3/3/56

## OPPONENT SCORING

**Allowed 90 or more points:** 100 vs. North Carolina, 12/17/16 (W, 103-100)  
**Allowed 90 or more points (SEC game):** 90 by Georgia, 3/4/09 (L, 90-85)  
**Allowed 100 or more points:** 100 vs. North Carolina, 12/17/16 (W, 103-100)  
**Allowed 100 or more points (SEC game):** 101 by Arkansas, 2/10/93 (L, 101-94)  
**Allowed less than 50 points:** 48 vs. Michigan State, 11/15/16 (W, 69-48)  
**Allowed less than 50 points (SEC game):** 48 vs. Georgia, 2/9/16 (W, 82-48)

## SHOOTING PERCENTAGES

**Shot 70% from the field:** .722 vs. Mississippi St., 2/15/86  
**Shot 65% from the field:** .667 vs. UIC, 11/26/17  
**Shot 30% or less from the field:** .281 at Texas A&M (1/10/15)  
**Allowed 50% shooting:** .500 vs. Texas A&M, 1/9/18  
**Allowed 60% shooting:** .640 by Florida, 3/4/07  
**Allowed 20% or less shooting:** .197 by Montana State, 11/23/14 (12-61)  
**Allowed 30% or less shooting:** .263 by Stony Brook, 3/17/16 (20-76)  
**Held opponent to zero 3-pointers:** at Auburn, 1/19/13 (0-15)

## FREE THROWS

**Shot 90% or better from FT line:** 90.0 (9-10) vs. Wisconsin (4/4/15)  
**Shot 100% from FT Line:** 11-11 vs. Florida, 2/7/12  
**Shot 50% or less from FT line:** .471 (8-17) at Texas A&M, 2/10/18  
**Attempted 40 FT:** vs. Arkansas (40), 1/7/17  
**Attempted five or less FT:** vs. South Carolina (4) 1/21/06  
**Made 30 FT:** 30 vs. Auburn, 3/14/15 (30-35)

## 3-POINTERS

**Hit 10 3-pointers:** 10 vs. Missouri, 2/24/18 (10-16)  
**Hit 11 3-pointers:** 11 vs. Virginia Tech, 12/16/17 (11-22)  
**Hit 12 3-pointers:** 13 vs. Texas A&M, 1/3/17 (13-25)  
**Hit 13 3-pointers:** 13 vs. Texas A&M, 1/3/17 (13-25)  
**Hit 14 3-pointers:** 15 vs. Georgia, 3/1/12 (15-27)  
**Hit 15 3-pointers:** 15 vs. Georgia, 3/1/12 (15-27)  
**Hit 16 3-pointers:** 16 vs. UNC-Asheville, 12/23/96 (16-33)  
**Hit 17 3-pointers:** 20 vs. LSU, 3/4/95 (20-35)  
**Hit 18 3-pointers:** 20 vs. LSU, 3/4/95 (20-35)  
**Hit 19 3-pointers:** 20 vs. LSU, 3/4/95 (20-35)  
**Hit 20 3-pointers:** 20 vs. LSU, 3/4/95 (20-35)

**Hit 21 3-pointers:** 21 vs. North Carolina, 12/27/89 (21-48)  
**Hit 22 3-pointers:** Never

## SCORING MARGINS

**Won game by 50 points or more:** 58 vs. Montana State (W, 86-28) 11/23/14  
**Won game by 60 points or more:** 62 vs. Vanderbilt (W, 106-44) 3/5/03  
**Won game by 70 points or more:** 74 vs. Tennessee-Martin (W, 124-50) 11/26/94  
**Lost game by 30 points or more:** 30 at Tennessee (L, 88-58) 2/16/13  
**Lost game by 40 points or more:** 41 at Vanderbilt (L, 93-52) 2/12/08  
**Lost game by 50 points or more:** 55 at Kansas (L, 150-95) 12/9/89  
**Lost game by 60 points or more:** 70 vs. Central (L, 87-17) 1/28/1910  
**Lost game by 70 points or more:** 70 vs. Central (L, 87-17) 1/28/1910  
**Game decided by one point:** vs. Texas A&M, 1/9/18 (W, 74-73)  
**Game decided by two points:** vs. Tennessee, 2/3/18 (L, 61-59)  
**Game decided by three points:** at LSU, 1/3/18 (W, 74-71)  
**Two consecutive games decided by one point:** vs. North Carolina (W, 73-72) 12/3/11 and at Indiana (L, 73-72) 12/10/11  
**Three consecutive games decided by one point:** Never  
**Two consecutive games decided by two points:** at Ole Miss (L, 71-69) 2/1/11 and Florida (L, 70-68) 2/5/11

**Came back from 10-point deficit for win:** W, 87-72 at Arkansas (2/20/18); Trailed by 11 at 11-0 (17:71 in 1st)  
**Came back from 11-point deficit for win:** W, 87-72 at Arkansas (2/20/18); Trailed by 11 at 11-0 (17:71 in 1st)  
**Came back from 12-point deficit for win:** W, 83-81 (OT) vs. Vanderbilt (1/30/18); Trailed by 14 at 45-31 (15:23 in 2nd)  
**Came back from 13-point deficit for win:** W, 83-81 (OT) vs. Vanderbilt (1/30/18); Trailed by 14 at 45-31 (15:23 in 2nd)  
**Came back from 14-point deficit for win:** W, 83-81 (OT) vs. Vanderbilt (1/30/18); Trailed by 14 at 45-31 (15:23 in 2nd)  
**Came back from 15-point deficit for win:** W, 83-76 at West Virginia (1/27/18); Trailed by 17 at 40-23 (18:57 in 2nd)  
**Came back from 16-point deficit for win:** W, 83-76 at West Virginia (1/27/18); Trailed by 17 at 40-23 (18:57 in 2nd)  
**Came back from 17-point deficit for win:** W, 83-76 at West Virginia (1/27/18); Trailed by 17 at 40-23 (18:57 in 2nd)  
**Came back from 18-point deficit for win:** W, 73-67 vs. Vanderbilt (2/28/17); Trailed by 19 at 25-6 (8:03 in 1st)  
**Came back from 19-point deficit for win:** W, 73-67 vs. Vanderbilt (2/28/17); Trailed by 19 at 25-6 (8:03 in 1st)  
**Came back from 20-point deficit for win:** W, 82-79 at Vanderbilt (2/22/97); Trailed by 22 at 40-18 (3:51 in 1st)  
**Came back from 30-point deficit for win:** W, 99-95 at LSU (2/15/94); Trailed by 31 at 68-37 (15:34 in 2nd)  
**Came back from 31-point deficit for win:** W, 99-95 at LSU (2/15/94); Trailed by 31 at 68-37 (15:34 in 2nd)

## REBOUNDS

**Pulled down 50 rebounds:** 53 (15-38) vs. Troy, 11/20/17  
**Pulled down 55 rebounds:** 59 (20-39) vs. Arizona State, 11/28/16  
**Pulled down 60 rebounds:** 62 (19-43) vs. Morehead State, 12/16/96

## OVERTIME GAMES

**Played an overtime game:** vs. Vanderbilt, 1/30/18 (W, 83-81 OT)  
**Won an overtime game:** vs. Vanderbilt, 1/30/18 (W, 83-81 OT)  
**Played an SEC overtime game:** vs. Vanderbilt, 1/30/18 (W, 83-81 OT)  
**Won an SEC overtime game:** vs. Vanderbilt, 1/30/18 (W, 83-81 OT)  
**Lost an overtime game:** at Texas A&M, 2/20/16 (L, 79-77 OT)  
**Lost an SEC overtime game:** at Texas A&M, 2/20/16 (L, 79-77 OT)  
**Played an overtime game in SEC Tournament:** vs. Texas A&M, 3/13/16 (W, 82-77 OT)  
**Won an overtime game in SEC Tournament:** vs. Texas A&M, 3/13/16 (W, 82-77 OT)  
**Played two overtimes:** at Texas A&M, 1/10/15 (W, 70-64 2ot)  
**Played three overtimes:** vs. Temple 12/7/57 (W, 85-83)  
**Played four overtimes:** Never played four overtime game  
**Played consecutive games that went to overtime:** 1/6/15 vs. Ole Miss (W, 89-86) and 1/10/15 at Texas A&M (70-64)





# RUPP ARENA

## Year-by-Year Records

Season	W-L	Percentage
2017-18	16-2	.889
2016-17	15-2	.882
2015-16	17-0	1.000
2014-15	19-0	1.000
2013-14	16-2	.889
2012-13	16-2	.889
2011-12	18-0	1.000
2010-11	15-0	1.000
2009-10	18-0	1.000
2008-09	12-6	.667
2007-08	14-4	.778
2006-07	14-2	.875
2005-06	10-5	.667
2004-05	14-1	.933
2003-04	11-2	.846
2002-03	12-1	.923
2001-02	12-3	.800
2000-01	11-1	.917
1999-2000	14-0	1.000
1998-99	12-1	.923
1997-98	9-3	.750
1996-97	12-1	.923
1995-96	13-0	1.000
1994-95	12-1	.923
1993-94	13-1	.929
1992-93	16-0	1.000
1991-92	15-2	.882
1990-91	13-0	1.000
1989-90	13-2	.867
1988-89	8-6	.571
1987-88	14-2	.875
1986-87	13-2	.867
1985-86	18-0	1.000
1984-85	11-3	.786
1983-84	16-0	1.000
1982-83	14-1	.933
1981-82	15-1	.938
1980-81	15-0	1.000
1979-80	12-3	.800
1978-79	11-4	.733
1977-78	16-0	1.000
1976-77	12-2	.857
<b>Total</b>	<b>577-68</b>	<b>.894</b>

## Top 10 All-Time Attendances

No.	Att.	Opp.	Date	Result
1.	24,479	Louisville	1/20/10	W, 71-62
2.	24,468	N. Carolina	12/5/09	W, 68-66
3.	24,465	Florida	2/10/07	L, 64-61
4.	24,459	Florida	2/4/03	W, 70-55
5.	24,432	Louisville	12/17/05	W, 73-61
6.	24,431	Florida	2/25/17	W, 76-66
7.	24,428	Florida	3/7/15	W, 67-50
8.	24,425	Florida	2/15/14	L, 69-59
9.	24,418	Kansas	1/28/17	L, 79-73
10.	24,416	Arkansas	2/28/15	W, 84-67

## Top 10 Attendances of 17-18

No.	Att.	Opp.	Date	Result
1.	24,394	Florida	1/20/18	L, 66-64
2.	24,228	Louisville	12/29/17	W, 90-61
3.	23,332	Tennessee	2/6/18	L, 61-59
4.	23,220	Alabama	2/18/18	W, 81-71
5.	23,038	Missouri	2/24/18	W, 87-66
6.	22,922	Harvard	12/2/17	W, 79-70
7.	22,862	Georgia	12/31/17	W, 66-61
8.	22,690	Virginia Tech	12/16/17	W, 93-86
9.	22,643	Texas A&M	1/6/18	W, 74-73
10.	21,108	Ole Miss	2/28/18	W, 96-78

## Cats Rock at Rupp

The Wildcats are 577-68 (.895) in Rupp Arena. Among the most notable marks of dominance in the nation's toughest venue to play include:

- A school record 54-game winning streak to begin the John Calipari era
- The Wildcats are 309-42 (.880) in regular-season SEC games in the building
- Kentucky set a new program home record of 19 wins in 2014-15
- The Wildcats have gone undefeated at home in five of John Calipari's nine seasons
- Overall, UK has posted a perfect mark in 13 of Rupp Arena's 42 seasons

## Cal Owns Longest Win Streaks in Rupp

With UK's 2011-12 season-opening victory over Marist, UK head coach John Calipari recorded his 34th consecutive win in Rupp Arena as UK's head coach. It broke former UK head coach Rick Pitino's longest streak of 33 games in the venue.

The winning streak reached as long as 54 games. Calipari didn't suffer his first loss in Rupp Arena until losing to Baylor in his fourth season. The 54-game run, however, was his longest career winning streak. He also had the second-longest streak in the arena as the Cats won 42 straight from March 4, 2014 to Nov. 25, 2016.

## Pack the House

Kentucky has led the nation in average home attendance in 20 of the last 23 seasons including 2017-18. That number includes a Rupp Arena record of 24,110 in John Calipari's first season (2009-10) as head coach.

- Kentucky averaged 21,875 fans during the 2017-18 season
- UK has averaged 23,000 or more fans in seven of Calipari's nine seasons
- The Wildcats led the nation in average attendance in 2017-18

## The Top-Ranked Team at Home

Kentucky has lost just three times at home as the Associated Press top-ranked team in the history of the program and just twice in Rupp Arena. Prior to the loss to UCLA by three on Dec. 3, 2016, the other two losses came by just one point.

The Wildcats are 53-2 all-time as the AP No. 1 team in Rupp Arena since its opening in 1976. The first loss was to Auburn, 53-52, on Jan. 9, 1988.

## Coach Cal in Rupp Arena

It's been downright difficult to beat the Wildcats at Rupp Arena during the John Calipari era. UK is 150-8 (.949) at Rupp Arena under Calipari.

- UK is 18-4 (.818) vs. ranked opponents in Rupp in the Calipari era
- The Wildcats are 132-4 (.971) vs. unranked teams in Rupp under Cal
- UK is 77-3 (.963) at home vs. nonconference foes under Calipari
- Calipari notched his 100th career win at Rupp Arena as UK's coach with the Wildcats' 110-75 rout of Auburn on Feb. 21, 2014. It took Calipari just 104 games to reach the century mark at home, the fastest of any UK coach

## Cal Passes Hall for Rupp Record

With a 101-70 victory over Cleveland State on Nov. 23, 2016, John Calipari passed former UK head coach Joe B. Hall for wins in Rupp Arena history.

Calipari currently has 150 victories inside the historic venue. Hall won 122.

## Rupp Arena Quick Facts

<b>Year Opened:</b>	1976
<b>First Game:</b>	Nov. 27, 1976
<b>All-Time Record:</b>	577-68 (89.4)
<b>Record Under Calipari:</b>	150-8 (95.0)
<b>Capacity:</b>	23,000
<b>Record Crowd:</b>	24,479 (1/20/10)
<b>Longest Winning Streak:</b>	54 (11/9/10-12/1/12)
<b>Current Winning Streak:</b>	3

## 2017-18 Opponent Breakdown

### Utah Valley (Nov. 10)

All-time games in Rupp Arena: One  
UK record in Rupp vs. Utah Valley: 1-0  
Last time in Rupp Arena: UK, 73-63 (11/10/17)

### Vermont (Nov. 12)

All-time games in Rupp Arena: One  
UK record in Rupp vs. Vermont: 1-0  
Last time in Rupp Arena: UK, 73-69 (11/12/17)

### ETSU (Nov. 17)

All-time games in Rupp Arena: Four  
UK record in Rupp vs. ETSU: 4-0  
Last time in Rupp Arena: UK, 78-61 (11/17/17)

### Troy (Nov. 20)

All-time games in Rupp Arena: One  
UK record in Rupp vs. Troy: 1-0  
Last time in Rupp Arena: UK, 70-62 (11/20/17)

### Fort Wayne (Nov. 22)

All-time games in Rupp Arena: One  
UK record in Rupp vs. Fort Wayne: 1-0  
Last time in Rupp Arena: UK, 86-67 (11/22/17)

### UIC (Nov. 26)

All-time games in Rupp Arena: One  
UK record in Rupp vs. UIC: 1-0  
Last time in Rupp Arena: UK, 107-73 (11/26/17)

### Harvard (Dec. 2)

All-time games in Rupp Arena: One  
UK record in Rupp vs. Harvard: 1-0  
Last time in Rupp Arena: UK, 79-70 (12/26/17)

### Virginia Tech (Dec. 16)

All-time games in Rupp Arena: One  
UK record in Rupp vs. Virginia Tech: 1-0  
Last time in Rupp Arena: UK, 93-86 (12/16/17)

### Louisville (Dec. 29)

All-time games in Rupp Arena: 19  
UK record in Rupp vs. UofL: 15-4  
Last time in Rupp Arena: UK, 90-61 (12/27/17)

### Georgia (Dec. 31)

All-time games in Rupp Arena: 40  
UK record in Rupp vs. UGA: 36-4  
Last time in Rupp Arena: UK, 66-61 (12/31/17)

### Texas A&M (Jan. 9)

All-time games in Rupp Arena: Five  
UK record in Rupp vs. TAMU: 3-2  
Last time in Rupp Arena: UK, 74-73 (1/9/18)

### Florida (Jan. 20)

All-time games in Rupp Arena: 42  
UK record in Rupp vs. UF: 34-8  
Last time in Rupp Arena: UK, 66-64 (1/20/18)

### Mississippi State (Jan. 23)

All-time games in Rupp Arena: 29  
UK record in Rupp vs. MSU: 27-2  
Last time in Rupp Arena: UK, 78-65 (1/23/18)

### Vanderbilt (Jan. 30)

All-time games in Rupp Arena: 40  
UK record in Rupp vs. VU: 38-2  
Last time in Rupp Arena: UK, 83-81<sup>OT</sup> (1/30/18)

### Tennessee (Feb. 6)

All-time games in Rupp Arena: 42  
UK record in Rupp vs. UT: 37-5  
Last time in Rupp Arena: UT, 61-59 (2/6/18)

### Alabama (Feb. 17)

All-time games in Rupp Arena: 31  
UK record in Rupp vs. UA: 25-6  
Last time in Rupp Arena: UK, 81-71 (2/17/18)

### Missouri (Feb. 24)

All-time games in Rupp Arena: Four  
UK record in Rupp vs. Mizzou: 4-0  
Last time in Rupp Arena: UK, 87-66 (2/24/18)

### Ole Miss (Feb. 28)

All-time games in Rupp Arena: 31  
UK record in Rupp vs. OM: 30-2  
Last time in Rupp Arena: UK, 96-78 (2/28/18)





# COACH CALIPARI

## UK vs. AP Ranked Foes Under Cal

### In John Calipari Era (2009-Present)

#### 51-26

at No. 10 Auburn	Feb. 14, 2018	L, 76-66
vs. No. 15 Tennessee	Feb. 6, 2018	L, 61-59
at No. 7 West Virginia	Jan. 27, 2018	W, 83-76
at No. 23 Tennessee	Jan. 6, 2018	L, 76-65
vs. No. 4 Kansas (Chicago)	Nov. 14, 2017	L, 65-61
vs. No. 5 North Carolina (NCAA)	March 26, 2017	L, 75-73
vs. No. 8 UCLA (NCAA)	March 24, 2017	W, 86-75
vs. No. 19 Wichita St. (NCAA)	March 19, 2017	W, 65-62
vs. No. 13 Florida	Feb. 25, 2017	W, 76-66
at No. 24 Florida	Feb. 4, 2017	L, 88-66
vs. No. 2 Kansas	Jan. 28, 2017	L, 79-73
vs. No. 24 South Carolina	Jan. 21, 2017	W, 85-69
at No. 10 Louisville	Dec. 21, 2016	L, 73-70
vs. No. 7 North Carolina (Las Vegas)	Dec. 17, 2016	W, 103-100
vs. No. 11 UCLA	Dec. 3, 2016	L, 97-92
vs. No. 13 Michigan St. (New York)	Nov. 15, 2016	W, 69-48
vs. No. 14 Indiana	March 19, 2016	L, 73-67
vs. No. 17 Texas A&M (SECT)	March 13, 2016	W, 82-77
at No. 4 Kansas	Jan. 30, 2016	L, 90-84
vs. No. 16 Louisville	Dec. 27, 2015	W, 75-73
vs. No. 5 Duke (Chicago)	Nov. 17, 2015	W, 74-63
vs. No. 3 Wisconsin (NCAA)	April 4, 2015	L, 71-64
vs. No. 8 Notre Dame (NCAA)	March 28, 2015	W, 68-66
vs. No. 20 W. Virginia (NCAA)	March 26, 2015	W, 78-39
vs. No. 21 Arkansas (SECT)	March 15, 2015	W, 78-63
vs. No. 18 Arkansas	Feb. 28, 2015	W, 84-67
at No. 4 Louisville	Dec. 27, 2014	W, 58-50
vs. No. 21 North Carolina	Dec. 13, 2014	W, 84-70
vs. No. 6 Texas	Dec. 5, 2014	W, 63-51
vs. No. 5 Kansas (Indianapolis)	Nov. 18, 2014	W, 72-40
vs. No. 18 UConn (NCAA)	April 7, 2014	L, 60-54
vs. No. 12 Wisconsin (NCAA)	April 5, 2014	W, 74-73
vs. No. 7 Michigan (NCAA)	March 30, 2014	W, 75-72
vs. No. 5 Louisville (NCAA)	March 28, 2014	W, 74-69
vs. No. 2 Wichita St. (NCAA)	March 23, 2014	W, 78-76
vs. No. 1 Florida (SECT)	March 16, 2014	L, 61-60
at No. 1 Florida	March 8, 2014	L, 84-65
vs. No. 3 Florida	Feb. 15, 2014	L, 69-59
vs. No. 4 Louisville	Dec. 28, 2013	W, 73-66
at No. 18 North Carolina	Dec. 14, 2013	L, 82-77
vs. No. 20 Baylor (Dallas)	Dec. 6, 2013	L, 67-62
vs. No. 2 Michigan St. (Chicago)	Nov. 12, 2013	L, 78-74
vs. No. 11 Florida	March 9, 2013	W, 61-57
at No. 7 Florida	Feb. 12, 2013	L, 69-52
at No. 16 Ole Miss	Jan. 29, 2013	W, 87-74
at No. 4 Louisville	Dec. 29, 2012	L, 80-77
vs. No. 9 Duke (Atlanta)	Nov. 13, 2012	L, 75-68
vs. No. 6 Kansas (NCAA)	April 2, 2012	W, 67-59
vs. No. 17 Louisville (NCAA)	March 31, 2012	W, 69-61
vs. No. 9 Baylor (NCAA)	March 25, 2012	W, 82-70
vs. No. 16 Indiana (NCAA)	March 23, 2012	W, 87-71
vs. No. 22 Florida	March 10, 2012	W, 74-71
at No. 16 Florida	March 4, 2012	W, 74-59
vs. No. 8 Florida	Feb. 7, 2012	W, 78-58
vs. No. 4 Louisville	Dec. 31, 2011	W, 69-62
vs. No. 5 North Carolina	Dec. 3, 2011	W, 73-72
vs. No. 12 Kansas (New York)	Nov. 15, 2011	W, 75-65
vs. No. 9 UConn (NCAA)	April 2, 2011	L, 56-55
vs. No. 7 N. Carolina (NCAA)	March 27, 2011	W, 76-69
vs. No. 1 Ohio State (NCAA)	March 25, 2011	W, 62-60
vs. No. 22 W. Virginia (NCAA)	March 19, 2011	W, 71-63
vs. No. 12 Florida (SECT)	March 13, 2011	W, 70-54
vs. No. 21 Vanderbilt	March 1, 2011	W, 68-66
vs. No. 13 Florida	Feb. 26, 2011	W, 76-68
at No. 21 Vanderbilt	Feb. 12, 2011	L, 81-77
at No. 22 Louisville	Dec. 31, 2010	W, 78-63
vs. No. 23 N. Dame (Louisville)	Dec. 8, 2010	W, 72-58
vs. No. 13 Washington (Maui)	Nov. 23, 2010	W, 74-67
vs. No. 6 W. Virginia (NCAA)	March 27, 2010	L, 73-66
vs. No. 15 Tennessee (SECT)	March 13, 2010	W, 74-45
at No. 19 Tennessee	Feb. 27, 2010	L, 74-65
at No. 17 Vanderbilt	Feb. 20, 2010	W, 58-56
vs. No. 12 Tennessee	Feb. 13, 2010	W, 73-62
vs. No. 25 Ole Miss	Feb. 2, 2010	W, 85-75
vs. No. 21 Vanderbilt	Jan. 30, 2010	W, 85-72
vs. No. 14 UConn (New York)	Dec. 9, 2009	W, 64-61
vs. No. 10 North Carolina	Dec. 5, 2009	W, 68-66

### Calipari's Record at UK vs:

vs. No. 1	1-2
vs. Top 3	2-6
vs. Top 5	9-10
vs. Top 10	20-16
vs. Top 15	31-19
vs. Top 20	41-23
vs. Top 25	51-26
Home	18-4
Away	6-11
Neutral	27-11
SEC Tourney	4-1
NCAA Tourney	15-6

### Calipari to Receive NABC Metropolitan Award at Final Four

Already a Naismith Memorial Basketball Hall of Famer, Kentucky men's basketball head coach John Calipari will join another distinguished list when he's awarded the National Association of Basketball Coaches' Metropolitan Award at the Final Four in April.

Calipari has been selected as the 2018 recipient of the storied award and will join basketball legends John Wooden, Dean Smith and Phog Allen, among others, as winners of the award. Kentucky greats Adolph Rupp and C.M. Newton have won the award as well, in 1966 and 1995, respectively.

The award will be presented to Calipari at the annual NABC Guardians of the Game Awards Show on April 1 at 7:30 p.m. ET at the Lila Cockrell Theater in the Henry B. Gonzalez Convention Center in San Antonio, site of the 2018 Final Four.

### Another Milestone Reached: 700 Victories

With Kentucky's win over UIC on Nov. 26, 2017, John Calipari became just the 39th coach to reach 700 on-court wins, regardless of classification. Only 27 coaches have done it with at least 10 seasons at the Division I level.

Calipari became the fourth-fastest coach to 700 on-court wins ever. Only Adolph Rupp (836 games), Jerry Tarkanian (876 games) and Roy Williams (879 games) did it faster.

### Moving Up the Kentucky Career Wins List

With a 78-65 victory vs. Mississippi State on Jan. 23, John Calipari notched his 264th career win at Kentucky, moving him past Tubby Smith, who finished his UK career with a 263-83 mark. Calipari trails only the legendary Adolph Rupp (876 wins) and Joe B. Hall (297) for most wins at Kentucky. Calipari currently has 270 wins at Kentucky.

Although he's still climbing the charts, he's doing it faster than anyone else in school history. With a thrilling 75-73 victory over rival Louisville on Dec. 26, 2015, John Calipari captured his 200th career win at Kentucky faster than any coach in UK history -- and nearly faster than anyone has ever done it at any school.

Calipari reached the 200-win plateau in his 240th career game at Kentucky. Rick Pitino, previously the fastest to 200 wins at UK prior to Calipari, didn't capture his 200th Wildcat win until his 249th game. Rupp reached 200 during his 250th game.

Not only did Calipari reach the 200-win mark in record pace at Kentucky, he also nearly set the all-time Division I mark. With the win over U of L, he became the second-fastest Division I men's basketball coach to reach 200 victories at a single school, behind only LIU-Brooklyn's Clair Bee, who achieved the feat in 231 games.

Calipari is one of just 11 head coaches in Division I men's basketball history with at least 200 victories at two different schools and just the fifth coach at Kentucky to reach the 200-win plateau. He's currently the only coach in NCAA history with at least 189 victories at three different schools.

Calipari reached his 250th career win at Kentucky with a 73-63 come-from-behind victory vs. Utah Valley for the 2017-18 season opener. Calipari reached 250 wins at UK faster than any other Wildcat coach. It took Rupp 312 games to reach 250 wins, whereas it took Calipari just 303.

### First-Ballot Hall of Famer

Kentucky men's basketball coach John Calipari joined basketball's fraternity of legends in September 2015 after being elected to the Naismith Memorial Basketball Hall of Fame on the first ballot.

Calipari joined an elite group of basketball players and coaches in the Naismith Hall of Fame, considered to be one of the ultimate honors in the sport. The Class of 2015 included Calipari, Dick Bevetta, Wildcat Louie Dampier, Lindsay Gaze, Tom Heinsohn, John Isaacs, Spencer Haywood, Lisa Leslie, Dikembe Mutombo, George Raveling and JoJo White.

### Calipari in Elite Company with Conference Championships

Kentucky men's basketball coach John Calipari added another first to his Hall of Fame career in 2017.

When Kentucky clinched at least a share of the 2017 Southeastern Conference championship by beating Vanderbilt on Feb. 28, 2017, he made history as a head coach. Calipari is the first NCAA Division I coach to lead three different programs (UMass, Memphis, Kentucky) to five on-court regular-season league titles five different times. He won the Atlantic 10 at the helm of UMass in 1992, 93, 94, 95 and 96. Memphis claimed the Conference USA crown in 2004, 06, 07, 08 and 09. Kentucky has captured the SEC five times in 2010, 12, 15, 16 and 17.

Perhaps more impressive is that Calipari has 29 combined regular-season and tournament championships. That trails only Mark Few of Gonzaga (32 titles) among all active coaches. All-time, Calipari trails only the great Adolph Rupp (41), Few and Dean Smith (30).

### There's No Place Like Home

Since the 2000-01 season, John Calipari-coached teams have posted a 303-27 (.918) record at home. At UK, Coach Cal is 150-8 (.949) in Rupp Arena.

In five of Calipari's eight full seasons at Kentucky, the Wildcats have posted an undefeated record at home, including a school-record 19-0 mark during the 2014-15 season.

Calipari owns both of UK's longest winning streaks in the arena. He began his career at UK with a 54-game winning streak at Rupp Arena. It was the longest winning streak since the arena opened in 1976. With a win over Georgia on Feb. 9, 2016, he secured the second-longest streak in the storied building at 34 games (which ended at 42).

Coach	Streak (Yrs)
1. John Calipari	54 (2010-13)
2. John Calipari	42 (2014-17)
3. Rick Pitino	33 (1992-94)
4. Joe B. Hall	30 (1981-82)
5. Rick Pitino	27 (1995-97)

### Life Away From Home Isn't So Bad Either

As good as John Calipari's team's have been at home, they're pretty good in hostile environments on the road. Dating back to the 2005-06 season, Calipari has recorded an 92-43 (.681) record on the road.

At neutral-site venues, Kentucky is 67-16 all-time under Calipari.

### Calipari at No. 1

John Calipari is one of just two coaches (Frank McGuire) to lead three programs to a No. 1 ranking. With UK's No. 1 ranking in 2016-17, Calipari has guided six of his last eight and seven of his last 10 teams to the No. 1 ranking (and the ninth time he's done it overall).

## AHEAD OF THE BARON OF THE BLUEGRASS

- Legendary coach Adolph Rupp won 876 career games while he was the coach of UK. He also led Kentucky to five NCAA titles during his 41-year tenure.

- John Calipari is ahead of the pace set by the legend as far as victories to begin his career at UK. Calipari (.811) is slightly behind Rupp (.822) in total UK career winning percentage.

Coach	Games	Record	Next Game (334th Game)
John Calipari	333	270-63	at SEC Tournament Quarterfinals (March 9, 2018)
Adolph Rupp	333	269-64	lost to Notre Dame 56-47 (Jan. 26, 1946)
Tubby Smith	333	257-76	def. Arkansas 82-74 (Feb. 3, 2007)
Joe B. Hall	333	251-82	def. Indiana 59-54 (Dec. 3, 1983)
Rick Pitino	270	220-50	End of UK coaching career at 270th game



# COACH CALIPARI

## UK vs. AP Ranked Foes Under Cal

### Record as AP Top-Ranked Coach Since 2009-10

Coach	Schools	Records
1. John Calipari	Kentucky	69-7
2. Mike Krzyzewski	Duke	39-6
3. Bill Self	Kansas	39-7
4. Jay Wright	Villanova	28-6
5. Jim Boeheim	Syracuse	15-4
6. Tom Crean	Indiana	14-3
7. Thad Matta	Ohio State	13-2
8. Sean Miller	Arizona	12-1
9. Billy Donovan	Florida	11-1
10. Mark Few	Gonzaga	10-2

### Record as AP Top-Ranked Coach Active

Coach	Schools	Records
1. Mike Krzyzewski	Duke	205-30
2. John Calipari	UK, Memphis, UMass	110-12
3. Roy Williams	UNC, Kansas	95-18
4. Bill Self	Kansas	41-8
5. Bruce Weber	Illinois	30-2
6. Jay Wright	Villanova	28-6
7. Jim Boeheim	Syracuse	24-5
8. Thad Matta	Ohio State	22-3
9. Bob Huggins	Cincinnati	20-4
10. Tom Crean	Indiana	14-3

through games on March 3, 2018

When Coach Cal's teams have been at the top, they've been difficult to knock off:

- Calipari is 110-12 (.902) as the top-ranked Associated Press Top 25 coach in the country
- He's 69-7 (.908) when his team is at the top of the AP Top 25 as UK's head coach
- Calipari tallied a 32-4 mark at UMass when the Minutemen were No. 1 and he was 9-1 at Memphis when he had the Tigers at the pinnacle of the rankings
- Through games on March 3, Calipari (110) trails only Duke's Mike Krzyzewski (205) in active coaches with victories at No. 1
- Calipari has coached 122 career games as a No. 1 team, the fourth most in NCAA history, trailing Krzyzewski (235), John Wooden (228) and Adolph Rupp (131)
- Among coaches who have owned a No. 1 ranking in at least 119 games, Calipari's winning percentage of .902 trails only Wooden (.952) and is ahead of active coach Krzyzewski (.872)

### Calipari Unrivaled in Conference

John Calipari has won 15 league regular-season championships (including the 2010, 2012, 2015, 2016 and 2017 SEC championships) seven more than the next-closest coach in the SEC (Bruce Pearl has eight conference titles). With a 2017 SEC Tournament championship -- Calipari's third straight and fifth at UK -- he owns 14 conference tournament titles, nine more than his closest competitor (Ben Howland).

He's tallied a 329-101 (.765) all-time record within conference play as a head coach and owns a 121-35 (.776) record since joining the SEC.

### 30 is the new 20: Calipari Secures Another 20-Win Season

With an 87-66 win over Missouri on Feb. 24, John Calipari achieved another feat in his decorated coaching career. With his 20th victory in 2018, he secured his 24th consecutive 20-win season. He leads all active coaches with that streak, ahead of Mike Krzyzewski (22) and Bill Self (20) who both also claimed a 20-win season this year.

With a first-round win over Northern Kentucky in the 2017 NCAA Tournament, Calipari and the Cats clinched a 30-win season for the fourth time in his eight seasons as head coach. Calipari has 10 seasons with 30 or more on-court wins. Only Krzyzewski (13) and Roy Williams (11) have more 30-win seasons as an active head coach. Calipari is the first coach in NCAA Division I history to record five straight on-court 30-win seasons, notching 30 wins in consecutive seasons from 2005-06 to 2009-10.

### The Success Rate

John Calipari has graduated 100 percent of the players (17 of 17) who have been eligible to receive their diploma by the end of their senior years and exhausted their athletic eligibility. Of that group, Patrick Patterson, Jarrod Polson and Alex Poythress completed their degrees in three years. Redshirt junior Dillon Pulliam is slated to graduate in May of 2018.

In the NCAA's Academic Progress Rate, which measures eligibility, retention and graduation, UK has posted a single-year Academic Progress Rate of 977 or higher in every season under Calipari, including a perfect 1,000 in the last four single-year reports. Kentucky's four-year composite score in the most recent report, which was released in May, was a 1,000, earning the team an NCAA academic award for the third year in a row for finishing in the top 10 percent of Division I men's basketball programs.

Under Calipari, the Wildcats routinely post a 3.0 grade-point average or better.

### Dream Maker

As someone who prides himself on helping young men reach their dreams, Coach Cal has helped 42 players get selected in the NBA Draft during his college coaching career, including 31 over his first eight seasons at Kentucky, which is more than any other coach.

- Four No. 1 overall selections (Derrick Rose, John Wall, Anthony Davis and Karl-Anthony Towns) during the nine drafts from 2008

## All-Time Calipari Draft Picks

Player (School)	Round	Year (Overall)
Bam Adebayo (UK)	First	2017 (14)
Eric Bledsoe (UK)	First	2010 (18)
Devin Booker (UK)	First	2015 (13)
Antonio Burks (MEM)	Second	2004 (36)
Marcus Camby (UMASS)	First	1996 (2)
Rodney Carney (MEM)	First	2006 (16)
DeMarcus Cousins (UK)	First	2010 (5)
Willie Cauley-Stein (UK)	First	2015 (6)
Anthony Davis (UK)	First	2012 (1)
Joey Dorsey (MEM)	Second	2008 (33)
C. Douglas-Roberts (MEM)	Second	2008 (40)
Robert Dozier (MEM)	Second	2009 (60)
Tyreke Evans (MEM)	First	2009 (4)
De'Aaron Fox (UK)	First	2017 (5)
Archie Goodwin (UK)	First	2013 (29)
Josh Harrellson (UK)	Second	2011 (45)
Andrew Harrison (UK)	Second	2015 (44)
Dakari Johnson (UK)	Second	2015 (48)
Terrence Jones (UK)	First	2012 (18)
Enes Kanter (UK)	First	2011 (3)
Michael Kidd-Gilchrist (UK)	First	2012 (2)
Brandon Knight (UK)	First	2011 (8)
Skal Labissiere (UK)	First	2016 (28)
Doron Lamb (UK)	Second	2012 (42)
DeAndre Liggins (UK)	Second	2011 (53)
Trey Lyles (UK)	First	2015 (12)
Darius Miller (UK)	Second	2012 (46)
Malik Monk (UK)	First	2017 (11)
Jamal Murray (UK)	First	2016 (7)
Nerlens Noel (UK)	First	2013 (6)
Daniel Orton (UK)	First	2010 (29)
Patrick Patterson (UK)	First	2010 (14)
Julius Randle (UK)	First	2014 (7)
Lou Roe (UMass)	Second	1995 (30)
Derrick Rose (MEM)	First	2008 (1)
Marquis Teague (UK)	First	2012 (29)
Karl-Anthony Towns (UK)	First	2015 (1)
Tyler Ulis (UK)	Second	2016 (34)
Dajuan Wagner (MEM)	First	2002 (6)
John Wall (UK)	First	2010 (1)
Shawne Williams (MEM)	First	2006 (17)
James Young (UK)	First	2014 (17)

## UK Collegiate Awards Under Calipari

All-America Honors	All-SEC	Shai Gilgeous-Alexander	2018
DeMarcus Cousins (2010)	D. Cousins (2010)	1st (Coaches/AP)	
AP (1), NABC (2), USBWA (2), SN (2)	P. Patterson (2010)	1st (Coaches/2nd AP)	
	John Wall (2010)	1st (Coaches/AP)	
John Wall (2010)	T. Jones (2011)	1st (Coaches/AP)	
AP (1), NABC (2), USBWA (2), SN (2)	B. Knight (2011)	1st (Coaches/2nd AP)	
	Anthony Davis (2012)	1st (Coaches/AP)	
Anthony Davis (2012)	M. Kidd-Gilchrist (2012)	1st (Coaches/AP)	
AP (1), NABC (2), USBWA (2), SN (2)	T. Jones (2012)	2nd (Coaches/AP)	
	Doron Lamb (2012)	2nd (Coaches)	
Michael Kidd-Gilchrist (2012)	Nerlens Noel (2013)	1st (Coaches/AP)	
AP (3), USBWA (2), NABC (3), SN (2)	Julius Randle (2014)	1st (Coaches/AP)	
	James Young (2014)	2nd (Coaches)	
Julius Randle (2014)	Devin Booker (2015)	2nd (Coaches)	
NABC (3)	W. Cauley-Stein (2015)	1st (Coaches/AP)	
	Aa. Harrison (2015)	2nd (Coaches/AP)	
Willie Cauley-Stein (2015)	K. Towns (2015)	1st (Coaches/AP)	
NABC (1), USBWA (1), SN (1)	Tyler Ulis (2016)	1st (Coaches/AP)	
	Jamal Murray (2016)	1st (Coaches/AP)	
Karl-Anthony Towns (2015) SN (3)	Malik Monk (2017)	1st (Coaches/AP)	
	De'Aaron Fox (2017)	1st (Coaches/AP)	
Tyler Ulis (2016)	Bam Adebayo (2017)	2nd (Coaches/AP)	
AP (1), SN (1), USBWA (2), NABC (2)	Kevin Knox (2018)	1st (Coaches)	
	S. G. Alexander (2018)	2nd (Coaches)	
Malik Monk (2017)			
SN (2), USBWA (2), NABC (2), AP (2)	<b>All-SEC Defensive Team</b>		
	Patrick Patterson	2010	
<b>SEC Player of the Year</b>	DeAndre Liggins	2011	
John Wall	Anthony Davis	2012	
2010 (Coaches/AP)	Michael Kidd-Gilchrist	2012	
Anthony Davis	Nerlens Noel	2013	
2012 (Coaches/AP)	Willie Cauley-Stein	2013	
Tyler Ulis	Willie Cauley-Stein	2015	
2016 (Coaches/AP)	Tyler Ulis	2016	
Malik Monk	2017 (AP)		
<b>SEC Defensive Player of the Year</b>	<b>Coaches' All-SEC Freshman Team</b>		
Anthony Davis	Eric Bledsoe	2010	
2012 (Coaches)	DeMarcus Cousins	2010	
Nerlens Noel	John Wall	2010	
2013 (Coaches)	Brandon Knight	2011	
Willie Cauley-Stein	Terrence Jones	2011	
2015 (Coaches)	Doron Lamb	2011	
Tyler Ulis	Anthony Davis	2012	
2016 (Coaches)	Michael Kidd-Gilchrist	2012	
	Willie Cauley-Stein	2013	
	Archie Goodwin	2013	
<b>SEC Freshman (Coaches)/Newcomer (AP) of the Year</b>	Nerlens Noel	2013	
DeMarcus Cousins	Alex Poythress	2013	
2010 (Coaches)	Julius Randle	2014	
John Wall	James Young	2014	
2010 (AP)	Devin Booker	2015	
Terrence Jones	Trey Lyles	2015	
2011 (Coaches/AP)	Karl-Anthony Towns	2015	
Anthony Davis	Tyler Ulis	2015	
2012 (Coaches/AP)	Jamal Murray	2016	
Nerlens Noel	Malik Monk	2017	
2013 (Coaches/AP)	De'Aaron Fox	2017	
Julius Randle	Bam Adebayo	2017	
2014 (Coaches/AP)	Kevin Knox	2018	
Karl-Anthony Towns			
2015 (Coaches/AP)			
Malik Monk			
2017 (Coaches/AP)			
Kevin Knox			
2018 (Coaches)			
<b>SEC Sixth Man of the Year</b>			
Darius Miller			
2012 (Coaches)			
Kyle Wiltjer			
2013 (Coaches)			
Devin Booker			
2015 (Coaches)			
<b>CoSIDA Academic All-America</b>			
Alex Poythress (2nd)			
2016			



# COACH CALIPARI

to 2016. No other coach has more than two No. 1 picks

- In 2010, five of his UK players were selected in the first round for the first time in NBA history
- His six players in the 2012 and 2015 NBA drafts are the most in the two-round era
- Churned out 31 NBA Draft picks, 24 first-rounders, three No. 1 overall selections, seven top-five picks and 17 lottery picks at Kentucky
- Of the 49 players who have finished their college careers at Kentucky under Calipari, 31 have been selected in the NBA Draft (63.3 percent)
- Of the 21 players at UK who have declared for the NBA Draft after their freshman seasons, all 21 have been first-round picks. He is 25 for 25 in that regard when including his players from Memphis
- Dating back to the 2008 draft, 36 players under Coach Cal have been taken in the NBA Draft, including 26 first-rounders
- Only coach to produce the top two picks in the same draft (2012 - Anthony Davis and Michael Kidd-Gilchrist)
- Produced a top-10 pick in 10 straight drafts since 2008. No other school has had a first-rounder in each of the last nine drafts

## Developing Talent

John Calipari hasn't just signed the best talent in the country while he's been at Kentucky; he's been the best at developing that talent and getting it ready for the next level.

Of the 27 top-25 Rivals.com players Kentucky has signed and have completed their college eligibility, 24 were drafted and 21 were selected in the first round. Those draft numbers don't include Wenyen Gabriel, Sacha Killeya-Jones, transfers or the 2017 class, all of whom are still in school.

But that's only half the story. Calipari's players don't just make it to the pros; they're better prepared than anyone else. The proof is in the numbers.

Over the course of his career, Calipari's more than 45 NBA pros have nearly \$1.5 billion in NBA contracts alone, which doesn't include endorsement deals and overseas contracts. Of his UK players in the NBA, they've earned more than \$1 billion in guaranteed contracts.

## Double-Digit Win Streaks

Kentucky's 38-game winning streak in 2014-15 was historic, but it wasn't completely out of the norm for John Calipari. With UK's 14-game winning streak at the end of the 2016-17 season, Calipari has 18 streaks in his career where his teams have won 10 or more consecutive games during the season.

They've won 15 or more straight games nine times, 20 or more six times, 25 or more five times, and 30 or more one time. Kentucky 14-game winning streak before its season-ending loss last season was its longest since the 38-game winning streak in 2014-15.

1. 38 Kentucky, 2014-15	10. 14 Kentucky, 2016-17
2. 27 Memphis, 2008-09	14 UMass, 1991-92
3. 26 Memphis, 2007-08	12. 12 Memphis, 2007-08
26 UMass, 1995-96	12 Memphis, 2002-03
5. 25 Memphis, 2006-07	12 UMass, 1992-93
6. 24 Kentucky, 2011-12	15. 11 Memphis, 2003-04
7. 19 Kentucky, 2009-10	16. 10 Memphis, 2001-02
8. 16 UMass, 1994-95	10 UMass, 1993-94
9. 15 Memphis, 2005-06	10 Kentucky, 2010-11

## Calipari Knows Defense

John Calipari's 2014-15 Kentucky Wildcat team was heralded as one of the best defensive teams ever. However, defense has always been a staple of Calipari-coached teams. Dating back to complete NCAA records beginning in 2001-02, Calipari's teams have been among national leaders in several critical defensive categories.

Year	FG % Def.	Rebound Margin	Scoring Margin	Blocks
2001-02 (UM)	13th (39.5)	11th (+6.6)	15th (+11.2)	54th (4.4)
2002-03 (UM)	28th (40.6)	44th (+4.1)	32nd (+8.0)	26th (5.1)
2003-04 (UM)	34th (40.5)	58th (+3.4)	48th (+7.1)	20th (5.0)
2004-05 (UM)	<b>4th (38.4)</b>	75th (+2.9)	62nd (+5.9)	13th (5.4)
2005-06 (UM)	<b>2nd (38.0)</b>	<b>9th (+6.7)</b>	<b>5th (+14.6)</b>	<b>8th (6.4)</b>
2006-07 (UM)	12th (39.0)	28th (+5.3)	<b>5th (+5.8)</b>	12th (5.9)
2007-08 (UM)	12th (39.1)	16th (+6.2)	<b>2nd (+18.0)</b>	<b>8th (6.1)</b>
2008-09 (UM)	<b>1st (37.1)</b>	19th (+6.1)	<b>2nd (+16.3)</b>	<b>7th (6.0)</b>
2009-10 (UK)	<b>3rd (37.8)</b>	<b>4th (+8.1)</b>	<b>6th (+14.3)</b>	<b>4th (7.2)</b>
2010-11 (UK)	15th (39.4)	60th (+3.6)	13th (+11.4)	<b>3rd (6.3)</b>
2011-12 (UK)	<b>1st (37.4)</b>	12th (+6.8)	<b>1st (+16.8)</b>	<b>1st (8.6)</b>
2012-13 (UK)	30th (39.2)	48th (+4.3)	48th (+8.2)	<b>3rd (6.6)</b>
2013-14 (UK)	59th (41.1)	<b>2nd (+9.4)</b>	43rd (+8.2)	13th (5.9)
2014-15 (UK)	<b>1st (35.4)</b>	15th (+6.8)	<b>1st (+20.1)</b>	<b>2nd (6.9)</b>
2015-16 (UK)	24th (39.7)	39th (+5.2)	17th (+11.4)	<b>6th (5.8)</b>
2016-17 (UK)	98th (42.4)	39th (+4.7)	<b>9th (+13.4)</b>	15th (5.3)
2017-18 (UK)	37th (41.1)	36th (+5.5)	95th (+5.7)	25th (5.0)

rankings through March 3

## Former Players' NBA Awards

<b>NBA Player of the Year</b>	DeMarcus Cousins (2nd) 2015	Anthony Davis (2nd) 2015	John Wall 2014
Derrick Rose 2011	Derrick Rose (1st) 2012	John Wall (2nd) 2015	Derrick Rose 2012
	Derrick Rose (1st) 2011	Marcus Camby (1st) 2008	Derrick Rose 2011
		Marcus Camby (1st) 2007	Derrick Rose 2010
<b>NBA Rookie of the Year</b>	<b>All-NBA Rookie Team</b>	Marcus Camby (2nd) 2006	
Karl-Anthony Towns 2016	Jamal Murray (2nd) 2017	Marcus Camby (2nd) 2005	<b>All-Star Game MVP</b>
Tyreke Evans 2010	K. Towns (1st) 2016		Anthony Davis 2017
Derrick Rose 2009	Devin Booker (1st) 2016	<b>NBA All-Star Team</b>	
	W. Cauley-Stein (2nd) 2016	DeMarcus Cousins 2018	<b>Rising Stars Challenge MVP</b>
<b>NBA Defensive Player of the Year</b>	Nerlens Noel (1st) 2015	Anthony Davis 2018	Jamal Murray 2017
Marcus Camby 2007	Anthony Davis (1st) 2013	Karl-Anthony Towns 2018	John Wall 2011
	M. Kidd-Gilchrist (2nd) 2013	John Wall 2018	Tyreke Evans 2010
	Brandon Knight (1st) 2012	DeMarcus Cousins 2017	
<b>NBA Cares Community Assist Award</b>	D. Cousins (1st) 2011	Anthony Davis 2017	<b>Slam Dunk Contest Winner</b>
DeMarcus Cousins 2017	John Wall (1st) 2011	John Wall 2017	John Wall 2014
John Wall 2016	Eric Bledsoe (2nd) 2011	DeMarcus Cousins 2016	
	Tyreke Evans (1st) 2010	Anthony Davis 2016	<b>Three-Point Contest Winner</b>
	Derrick Rose (1st) 2010	John Wall 2016	Devin Booker 2018
<b>All-NBA Team</b>	Marcus Camby (1st) 1997	DeMarcus Cousins 2015	
Anthony Davis (1st) 2017		Anthony Davis 2015	<b>Skills Challenge Winner</b>
John Wall (3rd) 2017	<b>All-NBA Defensive Team</b>	John Wall 2015	Karl-Anthony Towns 2016
DeMarcus Cousins (2nd) 2016	Anthony Davis (2nd) 2017	Anthony Davis 2014	
Anthony Davis (1st) 2015			

## Recruiting Trail

The Wildcats have signed more top-25 players under John Calipari's leadership than any other school. Nearly a quarter of all Rivals' top-10 prospects nationally over the past nine classes have signed with Coach Cal and the Cats.

PLAYER (YEAR)	ESPN	RIVALS	247	MCD	JB
Tyler Herro ('18)	27	38	40		
Keldon Johnson ('18)	7	18	11	Y	
Immanuel Quickley ('18)	12	10	13	Y	
Jemarl Baker ('17)	66	82	90		
Hamidou Diallo ('17)	11~	10~	11		
Shai Gilgeous-Alexander ('17)	35	34	20		
Quade Green ('17)	24	22	33	Y	Y
Kevin Knox ('17)	10	10	18	Y	Y
Nick Richards ('17)	17	17	15	Y	Y
Jarred Vanderbilt ('17)	19	14	12	Y	Y
PJ Washington ('17)	12	15	9	Y	Y
Bam Adebayo ('16)	5	7	12	Y	Y
Brad Calipari ('16)	NR	NR	NR		
De'Aaron Fox ('16)	6	6	6	Y	Y
Wenyen Gabriel ('16)	14	13	14	Y	
Sacha Killeya-Jones ('16)	24	24	25	Y	
Malik Monk ('16)	9	9	10	Y	Y
Tai Wynyard ('16)	NR	NR	NR		
Isaiah Briscoe ('15)	13	10	16	Y	Y
Jonny David ('15)	NR@	NR@	NR@		
Isaac Humphries ('15)	49	NR^	62		
Skal Labissiere ('15)	2	1	2	Y	
Charles Matthews ('15)	42	48	74	Y	
Jamal Murray ('15)	NA^	9	10		
Dillon PULLIAM ('15)	NA^	NA#	NA#		
Devin Booker ('14)	18	29	22	Y	Y
Trey Lyles ('14)	6	13	17	Y	Y
Karl-Anthony Towns ('14)	9	5	2	Y	Y
Tyler Ulis ('14)	25	21	20	Y	Y
EJ Floreal ('13)	NR@	NR@	NR@		
Aaron Harrison ('13)	9	7	5	Y	Y
Andrew Harrison ('13)	5	5	3	Y	Y
Dominique Hawkins ('13)	NR	NR	151		
Dakari Johnson ('13)	7	9	8	Y	Y
Marcus Lee ('13)	25	19	14	Y	Y
Julius Randle ('13)	3	2	2	Y	Y
Derek Willis ('13)	NR	115	58		
James Young ('13)	8	11	10	Y	Y
Archie Goodwin ('12)	15	14	18	Y	Y
Willie Cauley-Stein ('12)	40	40	47		
Tod Lanter ('12)	NA#@	NA#@	NA#@		
Julius Mays ('12)	NA#	NA#	NA#		
Nerlens Noel ('12)	1	2	1	Y	
Alex Poythress ('12)	13	8	7	Y	Y
Twany Beckham ('11)	NA#	NA#	NA#		
Anthony Davis ('11)	1	2	1	Y	Y
Ryan Harrow ('11)	NA#	NA#	NA#		
M. Kidd-Gilchrist ('11)	4	3	2	Y	Y
Sam Malone ('11)	NR@	NR@	NR@		
Brian Long ('11)	NR@	NR@	NR@		
Marquis Teague ('11)	8	5	6	Y	Y
Kyle Wiltjer ('11)	19	22	21	Y	Y
Terrence Jones ('10)	9	13	8*	Y	Y
Enes Kanter ('10)	25	3	3*		
Brandon Knight ('10)	4	6	6*	Y	Y
Doron Lamb ('10)	29	21	28*	Y	Y
Jarrold Polson ('10)	NR@	NR@	NR*@		
Stacey Poole, Jr. ('10)	51	33	67*		
Eloy Vargas ('10)	NA#	NA#	NA#		
Eric Bledsoe ('09)	NR	23	37*		
DeMarcus Cousins ('09)	4	2	3*	Y	Y
Darnell Dodson ('09)	NA#	NA#	NA#		
Jon Hood ('09)	92	40	46*		
Daniel Orton ('09)	13	22	17*	Y	
John Wall ('09)	5	1	2*	Y	Y

<b>Top-10 Players</b>	<b>21</b>	<b>23</b>	<b>21</b>
<b>Top-25 Players</b>	<b>38</b>	<b>40</b>	<b>39</b>
<b>Top-50 Players</b>	<b>44</b>	<b>47</b>	<b>45</b>

**McDonald's All-Americans** 32  
**Jordan Brand Classic All-Americans** 35

\* Scout.com ranking | ~ final ranking in the 2017 class before early enrollment | ^ reclassified after final rankings were released |

# transfer | @ joined team as walk-on





# COACH CALIPARI

A “players-first” coach with a penchant for helping people reach their dreams, John Calipari, a Naismith Memorial Basketball Hall of Famer, has guided six teams to the Final Four, led one to a national championship and helped 42 players get selected in the NBA Draft during his 26-year college coaching career.

Calipari guided Kentucky to its eighth national championship and his first national title in 2012. In becoming only the second coach in NCAA history to lead three different schools to the Final Four, he has racked up more than 700 on-court victories, 18 NCAA Tournament appearances, six Final Fours and numerous national coach of the year honors.

In 2015, Coach Cal led college basketball’s first ever 38-0 team, and became one of just three coaches to make four Final Fours in a five-year span. At the end of the season, Calipari became the 96th coach to join the Naismith Memorial Basketball Hall of Fame.

While building a program out of obscurity at Massachusetts, laying the foundation at Memphis and restoring luster at the sport’s greatest program at Kentucky, he has totaled the second-most wins in NCAA history in the first 20 years of a college coaching career.

Quite honestly, though, Calipari’s on-court success overshadows a much more significant picture.

In his goal to lead a players-first program, he has helped 42 players realize their dreams and guided them to NBA Draft selections, including a record five first-round draft picks in 2010. Two years later, six Wildcats heard their names called at the 2012 draft, the most in the two-round draft era. UK, with Calipari’s help, would tie those six picks again in 2015, including a record-tying four lottery selections. His four No. 1 overall picks are twice as many as any other coach, and he’s had 31 players drafted during his first eight years at Kentucky, including 24 first-round picks.

Calipari’s players have entered the league NBA-ready. He’s coached an MVP, four All-NBA players, three Rookie of the Year winners, five NBA All-Stars, an All-Star Game MVP and 11 players from Calipari’s first seven teams at Kentucky have made the NBA All-Rookie teams.

Much like he did at UMass, where his players graduated at nearly 80 percent, Calipari has stressed academics. Fifteen of his last 18 seniors at Memphis earned their bachelor’s degrees, and all 17 players at UK who were eligible to graduate by the end of their senior years walked away with a diploma in hand, including three players who earned their degree in just three years. Another Wildcat, Dillon Pulliam, is set to graduate in May of 2018. Calipari’s teams routinely have posted a combined team grade-point averages of 3.0 or better.

His foundation, The Calipari Foundation, has raised millions of dollars to help the lives of those in need in the Commonwealth and across the country. In 2010, he used a telethon to raise more than \$1 million for victims of the devastating earthquake in Haiti. He organized another one in 2012 for victims of Superstorm Sandy and another one in 2017 for victims of Hurricane Harvey.

In 2013, Calipari developed the idea of hosting an annual alumni weekend around his basketball fantasy experience with the intent to raise money for charity. After generating \$350,000 for selected organizations and charities during the inaugural game, the weekend (the game and the fantasy experience) has generated more than \$1 million for charity every year since, including in 2014 without the funds from an alumni game and 2016 with a celebrity softball game in place of the traditional basketball game.

In 2017, Coach Cal was named the head coach of the 2017 USA Basketball Men’s U19 World Cup Team, which finished third at the 2017 FIBA U19 World Cup in Cairo.

Author of five books, including the New York Times Best Seller “Players First: Coaching from the Inside Out,” Calipari is a master of communication and maximizing talent. He lives by the motto that “it’s never a matter of how far you have fallen, but instead it’s about how high you bounce back.”

## BIOGRAPHICAL INFORMATION

**Date of Birth:** Feb. 10, 1959 | **Wife:** Ellen  
**Children:** Erin, Megan, Brad

### Education

Clarion State (1982)

### Head Coaching Experience

University of Massachusetts (1989-96)

New Jersey Nets (NBA) (1997-99)

University of Memphis (2001-09)

University of Kentucky (2010-present)

## COACHING AWARDS

- 2018 NABC Metropolitan Award
- 2015 Naismith Memorial Basketball Hall of Fame Inductee
- 2015 AP National Coach of the Year
- 2015 Naismith National Coach of the Year
- 2015 NABC National Coach of the Year
- 2015 The Sporting News National Coach of the Year
- 2015 Adolph Rupp National Coach of the Year
- 2015 SEC Coach of the Year (AP/Coaches)
- 2015 USBWA District IV Coach of the Year
- 2012 Nell & John Wooden Coach of the Year Leadership Award
- 2012 Naismith National Coach of the Year Finalist
- 2012 SEC Coach of the Year (AP/Coaches)
- 2010 Adolph Rupp National Coach of the Year
- 2010 Naismith National Coach of the Year Finalist
- 2010 SEC Coach of the Year (AP)
- 2010 *Sporting News* SEC Coach of the Year
- 2010 Yahoo! Sports SEC Coach of the Year
- 2010 USBWA District IV Coach of the Year
- 2009 NABC National Co-Coach of the Year
- 2009 *Sports Illustrated* National Coach of the Year
- 2009 Phelan National Coach of the Year
- 2009 Iba National Coach of the Year Finalist
- 2009 C-USA Coach of the Year
- 2008 Naismith National Coach of the Year
- 2008 C-USA Coach of the Year
- 2008 Iba National Coach of the Year Finalist
- 2008 Phelan National Coach of the Year Finalist
- 2007 Phelan National Coach of the Year Finalist
- 2007 USBWA District IV Coach of the Year
- 2007 *Basketball Times* South Region Coach of the Year
- 2006 C-USA Coach of the Year
- 2004 NABC District 7 Coach of the Year
- 1996 Naismith National Coach of the Year
- 1996 NABC National Coach of the Year
- 1996 *The Sporting News* National Coach of the Year
- 1996 Atlantic 10 Coach of the Year
- 1995 Naismith National Coach of the Year Finalist
- 1994 Naismith National Coach of the Year Finalist
- 1994 Atlantic 10 Coach of the Year
- 1993 USBWA District I Coach of the Year
- 1993 Atlantic 10 Coach of the Year
- 1992 Eastern Basketball Coach of the Year



# COACH CALIPARI

## NCAA DIVISION I ACTIVE WINNINGEST COACHES

(On-Court By Percentage - Min. 10 yrs. at Division I level)

NO.	COACH/TEAM	YRS.	PCT.
1.	Mark Few/Gonzaga	18	.817
2.	Roy Williams/UNC	29	.791
3.	<b>John Calipari/Kentucky</b>	<b>25</b>	<b>.782</b>
4.	Mike Krzyzewski/Duke	42	.764
5.	Bill Self/Kansas	24	.763

\*numbers going into the 2017-18 season

## SINCE 2005-06 ...

Since the 2005-06 season, John Calipari's on-court record ranks him as the winningest coach. Totals through March 3, 2018.

COACH	RECORD
1. John Calipari	407-77
2. Bill Self	393-78
3. Mike Krzyzewski	375-90
4. Mark Few	372-80
5. Roy Williams	368-109

## MISCELLANEOUS ON-COURT RECORDS

Overall On-Court Record: .....715-203 (.779)  
 March/April Record: .....152-43 (.779)  
 NCAA Record: .....51-17 (.750)  
 Record in Conference Games: .....329-101 (.765)  
 Record in Conference Tournament: .....53-12 (.815)

- Calipari owns the most single-season wins with 38, tying his own record (Memphis in '08 and UK in '12) in 2015 with 38 wins. He owns the most single-season wins at UMass, Memphis and UK
- Calipari is one of two coaches (Roy Williams) in NCAA Division I history to have 400 or more wins in the first 16 years as a head coach. Calipari had 416 wins in his first 16 years
- Calipari is the winningest coach in NCAA Division I history for a five-year span with 173 victories (2008-12)
- Calipari is the first coach in NCAA Division I history to record five straight on-court 30-win seasons. Memphis hit the 30-win plateau from 2006-09
- Calipari is one of only two coaches (Rick Pitino) to lead three different schools to a Final Four
- Calipari is one of only three coaches (John Wooden, Mike Krzyzewski) to go to four Final Fours in five seasons
- Calipari started with a 54-0 record in Rupp Arena as head coach of the Wildcats
- Calipari has 31 players that have been chosen in the NBA Draft (24 first-round picks) over the last eight seasons
- Calipari has more wins (327) in a 10-year period (2006-15) than any other coach in college basketball history
- Calipari is the second-fastest Division I men's basketball coach to reach 200 victories at a single school, behind only LIU-Brooklyn's Claire Bee
- Calipari's 29 combined regular season and tournament league titles trail only Mark Few of Gonzaga for the most among active coaches
- Calipari became the fourth-fastest coach to 700 on-court wins, behind only Adolph Rupp, Jerry Tarkanian and Roy Williams
- Calipari has the third-most wins in school history, behind only Adolph Rupp and Joe B. Hall

## CAL IN CONFERENCE

SEC COACHES	CONFERENCE CHAMPIONSHIPS	Tournament Championships	Conference Coach of the Year
Avery Johnson, Alabama	0	0	0
Mike Anderson, Arkansas	1	1	1
Bruce Pearl, Auburn	8	2	7
Michael White, Florida	3	0	3
Mark Fox, Georgia	4	0	3
<b>John Calipari, Kentucky</b>	<b>15</b>	<b>14</b>	<b>9</b>
Will Wade, LSU	0	0	1
Cuonzo Martin, Missouri	1	0	1
Andy Kennedy, Ole Miss	0	1	2
Ben Howland, Mississippi State	7	5	3
Frank Martin, South Carolina	0	0	1
Rick Barnes, Tennessee	4	1	6
Billy Kennedy, Texas A&M	5	2	4
Bryce Drew, Vanderbilt	4	2	3
<b>TOTALS</b>	<b>52</b>	<b>28</b>	<b>44</b>

## CALIPARI VS. ALL OPPONENTS

Alabama ..... 14-3	George Mason ..... 1-0	Montana State ..... 1-0	St. Bonaventure ..... 17-1
Albany ..... 1-0	George Washington ..... 8-9	Morehead State ..... 2-0	St. John's ..... 1-0
Arizona ..... 1-1	Georgetown ..... 2-1	Murray State ..... 1-0	St. Joseph's ..... 15-5
Arizona State ..... 2-1	Georgia ..... 15-2	Nevada ..... 1-0	St. Mary's ..... 1-0
Arkansas ..... 11-6	Georgia Tech ..... 1-1	New Hampshire ..... 5-0	St. Peter's ..... 1-0
Arkansas-Little Rock ..... 3-0	Gonzaga ..... 4-0	New Mexico ..... 1-0	Stanford ..... 3-2
Arkansas-Pine Bluff ..... 1-0	Grand Canyon ..... 1-0	New Orleans ..... 1-0	Stephen F. Austin ..... 1-0
Arkansas State ..... 4-0	Hampton ..... 1-0	NJIT ..... 1-0	Stony Brook ..... 1-0
Auburn ..... 9-2	Hartford ..... 2-0	North Carolina ..... 6-3	Syracuse ..... 3-2
Austin Peay ..... 6-1	Harvard ..... 2-0	North Carolina State ..... 1-0	TCU ..... 7-1
Baylor ..... 1-2	Hofstra ..... 1-0	North Texas ..... 1-0	Temple ..... 13-11
Belmont ..... 2-0	Holy Cross ..... 4-1	Northeastern ..... 3-1	Tennessee ..... 14-9
Boise State ..... 1-0	Houston ..... 16-3	Northern Kentucky ..... 2-0	Tennessee Tech ..... 1-0
Boston ..... 7-1	Howard ..... 1-0	Northwestern State ..... 1-0	Texas ..... 2-2
Boston College ..... 2-0	Illinois ..... 1-1	Notre Dame ..... 2-1	Texas A&M ..... 8-3
Bradley ..... 1-0	Illinois State ..... 1-0	Oakland ..... 1-0	Towson State ..... 1-0
Bucknell ..... 1-0	Indiana ..... 3-2	Ohio State ..... 1-2	Troy ..... 1-0
Buffalo ..... 2-0	Iowa ..... 0-1	Oklahoma ..... 5-1	Tulane ..... 16-0
BYU ..... 1-0	Iowa State ..... 2-0	Oklahoma State ..... 0-2	Tulsa ..... 11-1
Cal State Northridge ..... 1-0	Jackson State ..... 2-0	Old Dominion ..... 2-0	UAB ..... 14-3
Canisius ..... 1-0	Kansas ..... 3-6	Ole Miss ..... 14-4	UCF ..... 5-0
Central Conn. St. .... 2-0	Kansas State ..... 2-0	Oral Roberts ..... 1-0	UCLA ..... 4-4
Charlotte ..... 2-3	Keene State ..... 1-0	Oregon State ..... 1-0	UNC Asheville ..... 2-0
Chattanooga ..... 2-0	Kentucky ..... 2-4	Pennsylvania ..... 3-0	UNC Greensboro ..... 1-0
Christian Brothers ..... 2-0	La Salle ..... 3-0	Penn State ..... 4-4	UNC Wilmington ..... 1-0
Cincinnati ..... 6-7	Lafayette (Pa.) ..... 1-0	Pepperdine ..... 1-0	UNC Asheville ..... 1-0
Cleveland State ..... 4-0	Lamar ..... 4-0	Pittsburgh ..... 2-1	USF ..... 10-1
Coastal Carolina ..... 1-0	LIU-Brooklyn ..... 1-0	Portland ..... 3-0	Utah ..... 1-1
Colorado ..... 1-1	Lipscomb ..... 1-0	Princeton ..... 2-0	Utah Valley ..... 1-0
Colorado State ..... 0-1	Long Beach State ..... 1-0	Providence ..... 3-1	UTEP ..... 5-0
Columbia ..... 1-0	Louisiana Tech ..... 1-1	Purdue ..... 2-1	UT Arlington ..... 3-0
Connecticut ..... 2-5	Louisville ..... 15-7	Radford ..... 1-0	UT Martin ..... 5-0
Coppin State ..... 1-0	Loyola ..... 1-0	Rhode Island ..... 16-2	Valparaiso ..... 1-0
Cornell ..... 1-0	Lowell ..... 2-1	Rice ..... 4-0	Vanderbilt ..... 15-4
Dartmouth ..... 1-0	LSU ..... 11-2	Richmond ..... 1-0	Vermont ..... 3-0
Dayton ..... 1-0	Manhattan ..... 2-0	Rider ..... 1-0	Villanova ..... 2-0
DePaul ..... 4-2	Marist ..... 2-0	Robert Morris ..... 1-1	Virginia ..... 0-1
Detroit ..... 1-0	Marquette ..... 3-1	Rutgers ..... 11-4	Virginia Tech ..... 3-0
Drexel ..... 2-0	Marshall ..... 6-0	Saint Louis ..... 4-3	Wake Forest ..... 2-1
Duke ..... 1-2	Maryland ..... 5-3	Sam Houston State ..... 1-0	Washington ..... 1-0
Duquesne ..... 12-4	Massachusetts ..... 1-0	Samford ..... 3-0	West Virginia ..... 13-7
East Carolina ..... 7-0	Memphis ..... 1-0	Santa Clara ..... 1-0	Western Kentucky ..... 2-0
East Tennessee State ..... 4-0	Miami (Fla.) ..... 0-1	Savannah State ..... 1-0	Wichita State ..... 2-0
Eastern Kentucky ..... 3-0	Miami (Ohio) ..... 2-0	Seton Hall ..... 1-0	Winthrop ..... 2-0
Eastern Michigan ..... 2-0	Michigan ..... 1-0	Siena ..... 4-0	Wisconsin ..... 1-1
Fairfield ..... 1-0	Michigan State ..... 2-1	SMU ..... 7-0	Wofford ..... 1-0
Florida ..... 15-8	Middle Tennessee ..... 3-0	South Carolina ..... 13-3	Wright State ..... 1-0
Florida State ..... 1-1	Milwaukee ..... 1-0	South Connecticut ..... 1-0	Xavier ..... 2-2
Florida Tech ..... 0-1	Mississippi State ..... 12-0	S. Louisiana ..... 3-0	Yale ..... 1-0
Fordham ..... 5-0	Mississippi Valley St. .... 1-0	Southern Cal ..... 2-0	
Fort Wayne ..... 1-0	Missouri ..... 8-3	Southern Miss ..... 15-4	
Fort Worth ..... 1-0	Monmouth ..... 1-0	Southwest Texas St. .... 1-0	





# INDIVIDUAL GAME RECORDS CAL ERA

## MOST POINTS

Pts.	Player vs. Opponent	Date
47	Malik Monk vs. North Carolina	12-17-16
39	De'Aaron Fox vs. UCLA	3-24-17
37	Malik Monk vs. GEORGIA	1-31-17
35	Jamal Murray vs. FLORIDA	2-6-16
35	Terrence Jones vs. AUBURN	1-11-11
34	Kevin Knox at West Virginia	1-27-17
34	Malik Monk at Ole Miss	12-29-16
33	Malik Monk vs. FLORIDA	2-25-17
33	Jamal Murray at Vanderbilt	2-27-16
33	Jamal Murray vs. Ohio State	12-19-15
32	Doron Lamb vs. WINTHROP	12-22-10
30	Shai Gilgeous-Alexander vs. VANDERBILT	1-30-18
30	Tyler Ulis vs. Texas A&M	3-13-16
30	Brandon Knight vs. West Virginia	3-19-11
29	Julius Randle vs. BELMONT	12-21-13
29	Terrence Jones vs. Oklahoma	11-22-10
29	Eric Bledsoe vs. East Tennessee St.	3-18-10

SEC: 37, Malik Monk vs. GEORGIA, 1-31-17  
Postseason: 39, De'Aaron Fox vs. UCLA, 3-24-17  
SEC Tourney: 30, Tyler Ulis vs. Texas A&M, 3-13-16  
NCAA Tourney: 39, De'Aaron Fox vs. UCLA, 3-24-17  
Rupp Arena: 37, Malik Monk vs. GEORGIA, 1-31-17  
On the Road: 34, Kevin Knox at West Virginia, 1-27-17  
Neutral: 47, Malik Monk vs. North Carolina, 12-17-16  
SEC Road: 34, Malik Monk at Ole Miss, 12-29-16  
Ranked Opp.: 47, Malik Monk vs. North Carolina, 12-17-16  
Freshman: 47, Malik Monk vs. North Carolina, 12-17-16  
Sophomore: 30, Tyler Ulis vs. Texas A&M, 3-13-16  
Junior: 25, Derek Willis vs. TENNESSEE, 2-18-16  
Senior: 25, Alex Poythress at Alabama, 1-19-16  
Opener: 25, Terrence Jones vs. ETSU, 11-12-10  
SEC Opener: 34, Malik Monk at Ole Miss, 12-29-16  
\*\*In some cases, the most recent occurrence is listed

## MOST POINTS IN AN SEC GAME

Pts.	Player vs. Opponent	Date
37	Malik Monk vs. GEORGIA	1-31-17
35	Jamal Murray vs. FLORIDA	2-6-16
35	Terrence Jones vs. AUBURN	1-11-11
34	Malik Monk at Ole Miss	12-29-16
33	Malik Monk vs. FLORIDA	2-25-17
33	Jamal Murray at Vanderbilt	2-27-16
30	Shai Gilgeous-Alexander vs. VANDERBILT	1-30-18
28	Jamal Murray vs. TENNESSEE	2-18-16
28	Anthony Davis vs. VANDERBILT	2-25-12
27	Malik Monk vs. VANDERBILT	2-28-17
27	Malik Monk vs. SOUTH CAROLINA	1-21-17
27	De'Aaron Fox vs. ARKANSAS	1-7-17
27	Tyler Ulis at South Carolina	2-13-16
27	Terrence Jones at LSU	1-28-12
27	Anthony Davis vs. ARKANSAS	1-17-12
27	DeMarcus Cousins at South Carolina	1-26-10
26	Malik Monk vs. TEXAS A&M	1-3-17
26	Jamal Murray at South Carolina	2-13-16
26	Aaron Harrison vs. OLE MISS	1-6-15
26	Andrew Harrison vs. TENNESSEE	1-18-14
26	James Young vs. MISSISSIPPI ST.	1-8-14
26	Kyle Wiltjer at Ole Miss	1-29-13
26	Brandon Knight at Arkansas	2-23-11

## MOST POINTS IN A HALF

Pts.	Player vs. Opponent	Date
30	Malik Monk vs. FLORIDA	2-25-17
27	Malik Monk vs. North Carolina	12-17-16
27	Jamal Murray vs. Ohio State	12-19-15
24	De'Aaron Fox vs. UCLA	3-24-17
24	Malik Monk at Ole Miss	12-29-16
23	Malik Monk vs. GEORGIA	1-31-17
23	Julius Randle vs. Michigan St.	11-12-13
22	Terrence Jones vs. AUBURN	1-11-11
22	Eric Bledsoe vs. MOREHEAD ST.	11-13-09

1 - First Half; 2 - Second Half

## MOST POINTS OFF THE BENCH

Pts.	Player vs. Opponent	Date
35	Terrence Jones vs. AUBURN	1-11-11
32	Doron Lamb vs. WINTHROP	12-22-10
27	Malik Monk vs. VANDERBILT	2-28-17
26	Kyle Wiltjer at Ole Miss	1-29-13
24	Shai Gilgeous-Alexander vs. LOUISVILLE	12-29-17
24	Kyle Wiltjer vs. LOYOLA	12-22-11
24	Doron Lamb at North Carolina	12-4-10
23	Kyle Wiltjer vs. LIPSCOMB	12-15-12
32	Shai Gilgeous-Alexander vs. VANDERBILT	1-30-18
21	Shai Gilgeous-Alexander vs. GEORGIA	12-31-17
20	Doron Lamb at Ole Miss	2-1-11
20	Doron Lamb vs. ETSU	11-12-10

## MOST 3-POINTERS MADE

F's	Player vs. Opponent	Date
8	Malik Monk vs. North Carolina	12-17-16
8	Jamal Murray vs. FLORIDA	2-6-16
8	Eric Bledsoe vs. ETSU	3-18-10

## MOST FREE THROWS

F's	Player vs. Opponent	Date
14	Tyler Ulis at Arkansas	1-21-16
13	De'Aaron Fox vs. UCLA	3-24-17
13	Julius Randle at Ole Miss	2-18-14
13	Julius Randle vs. BELMONT	12-21-13

12	Shai Gilgeous-Alexander vs. GEORGIA	12-31-17
12	Tyler Ulis at Tennessee	2-2-16
12	Dakari Johnson vs. UT ARLINGTON	11-25-14
12	Archie Goodwin at Ole Miss	1-29-13
12	Archie Goodwin vs. MOREHEAD ST.	11-21-12
12	Anthony Davis vs. LOUISVILLE	12-31-11

## MOST REBOUNDS

Rebs	Player vs. Opponent	Date
19	Michael Kidd-Gilchrist vs. LOUISVILLE	12-31-11
18	Bam Adebayo vs. Northern Kentucky	3-17-17
18	Anthony Davis vs. CHATTANOOGA	12-17-11
18	DeMarcus Cousins vs. LOUISVILLE	1-2-10
18	Patrick Patterson vs. RIDER	11-21-09
18	DeMarcus Cousins vs. SAM HOUSTON ST.	11-19-09
17	Terrence Jones vs. Notre Dame	12-8-10
17	Terrence Jones at Washington	11-23-10
16	Wenyen Gabriel vs. AUBURN	1-14-17
16	Julius Randle vs. LSU	3-14-14
16	Julius Randle vs. UNC ASHEVILLE	11-8-13
16	Nerlens Noel vs. BAYLOR	12-1-12
16	Anthony Davis vs. Kansas	4-2-12
16	Anthony Davis vs. LITTLE ROCK	1-3-12
15	Jared Vanderbilt vs. MISSOURI	2-24-18
15	Nick Richards vs. FORT WAYNE	11-22-17
15	Bam Adebayo vs. FLORIDA	2-25-17
15	Bam Adebayo at Missouri	2-21-17
15	Julius Randle vs. Kansas State	3-21-14
15	Julius Randle at South Carolina	3-1-14
15	Julius Randle vs. LSU	2-22-14
15	Julius Randle vs. CLEVELAND STATE	11-25-13
15	Julius Randle vs. R. MORRIS	11-17-13
15	Anthony Davis vs. ST. JOHN'S	12-1-11
15	Terrence Jones vs. UConn	4-2-11
15	DeMarcus Cousins vs. Tennessee	3-13-10

SEC: 16, Wenyen Gabriel, vs. AUBURN, 1-14-17  
Postseason: 18, Bam Adebayo, vs. NKU, 3-17-17  
SEC Tourney: 16, Julius Randle vs. LSU, 3-14-14  
NCAA Tourney: 18, Bam Adebayo, vs. NKU, 3-17-17  
Rupp Arena: 19, M. Kidd-Gilchrist vs. LOUISVILLE, 12-31-11  
On the Road: 17, Terrence Jones at Wash., 11-23-10  
SEC Road: 15, Bam Adebayo at Missouri, 2-21-17  
Ranked Opp.: 19, M. Kidd-Gilchrist vs. LOUISVILLE, 12-31-11  
Freshman: 19, M. Kidd-Gilchrist vs. LOUISVILLE, 12-31-11  
Sophomore: 14, Isaiah Briscoe at Tennessee, 1-24-17  
Junior: 18, Patrick Patterson vs. RIDER, 11-21-09  
Senior: 14, Josh Harrellson at Arkansas, 2-23-11  
Opener: 16, Julius Randle vs. UNC ASHEVILLE, 11-8-13  
SEC Opener: 12, W. Cauley-Stein vs. OLE MISS, 1-6-15  
\*\*In some cases, the most recent occurrence is listed

## MOST OFFENSIVE REBOUNDS

Rebs	Player vs. Opponent	Date
9	Willie Cauley-Stein vs. ARKANSAS	2-27-14
9	DeMarcus Cousins vs. OLE MISS	2-2-10
9	Patrick Patterson vs. RIDER	11-21-09
8	Bam Adebayo vs. UT MARTIN	11-25-16
8	Dakari Johnson vs. GRAND CANYON	11-14-14
8	DeMarcus Cousins vs. VANDERBILT	3-10-10
8	Patrick Patterson at Indiana	12-12-09
8	DeMarcus Cousins vs. S. HOUSTON ST.	11-19-09

## MOST DEFENSIVE REBOUNDS

Rebs	Player vs. Opponent	Date
15	Terrence Jones vs. Notre Dame	12-8-10
14	DeMarcus Cousins vs. LOUISVILLE	1-2-10
13	Anthony Davis vs. LSU	3-9-12
13	Michael Kidd-Gilchrist vs. LOUISVILLE	12-31-11
13	Anthony Davis vs. CHATTANOOGA	12-17-11
13	Terrence Jones vs. Washington	11-23-10
12	Jared Vanderbilt vs. MISSOURI	2-24-18
12	Bam Adebayo vs. Northern Kentucky	3-17-17
12	Karl-Anthony Towns vs. GEORGIA	2-3-15
12	Julius Randle vs. Kansas State	3-21-14
12	Anthony Davis vs. Kansas	4-2-12
12	Anthony Davis vs. Louisville	3-31-12
12	Anthony Davis vs. LITTLE ROCK	1-3-12

## MOST ASSISTS

Assts.	Player vs. Opponent	Date
16	John Wall vs. HARTFORD	12-29-09
14	Tyler Ulis vs. LSU	3-5-16
14	John Wall vs. UNC Asheville	11-30-09
12	De'Aaron Fox vs. STEPHEN F. AUSTIN	11-11-16
12	Tyler Ulis at South Carolina	2-13-16
11	Isaiah Briscoe at Ole Miss	12-29-16
11	De'Aaron Fox vs. CLEVELAND ST.	11-23-16
11	Tyler Ulis at Florida	3-1-16
11	Tyler Ulis at Texas A&M	2-20-16
11	Tyler Ulis vs. FLORIDA	2-6-16
11	John Wall vs. East Tennessee State	3-18-10
11	John Wall vs. RIDER	11-21-09

SEC: 14, Tyler Ulis vs. LSU, 3-5-16  
Postseason: 11, John Wall vs. E. Tennessee State, 3-18-10  
SEC Tourney: 9, Andrew Harrison vs. Georgia, 3-15-14  
NCAA Tourney: 11, J. Wall vs. E. Tennessee St., 3-18-10  
Rupp Arena: 16, John Wall vs. HARTFORD, 12-29-09  
On the Road: 12, Tyler Ulis, at South Carolina, 2-13-16  
SEC Road: 12, Tyler Ulis, at South Carolina, 2-13-16  
Ranked Opp.: 12, Tyler Ulis, at South Carolina, 2-13-16  
Freshman: 16, John Wall vs. HARTFORD, 12-29-09  
Sophomore: 14, Tyler Ulis vs. LSU, 3-5-16  
Junior: 9, DeAndre Liggins vs. WINTHROP, 12-22-10  
Senior: 10, Julius Mays vs. LAFAYETTE, 11-16-12  
Opener: 12, De'Aaron Fox vs. SFA, 11-11-16  
SEC Opener: 11, Isaiah Briscoe at Ole Miss, 12-29-16

## MOST POINTS-REBOUNDS-ASSISTS

P-R-A	Player vs. Opponent	Date
49 (47-0-2)	Malik Monk vs. UNC	12-17-16
47 (27-17-3)	Terrence Jones vs. Notre Dame	12-8-10
46 (39-3-4)	De'Aaron Fox vs. UCLA	3-24-17
45 (29-13-3)	Terrence Jones vs. Oklahoma	11-22-10
45 (27-18-0)	DeMarcus Cousins vs. S. HOUSTON	11-19-09
44 (24-19-1)	Michael Kidd-Gilchrist vs. LOUISVILLE	12-31-11
43 (33-9-2)	Jamal Murray at Vanderbilt	2-27-16
43 (35-8-0)	Terrence Jones vs. AUBURN	1-11-11
42 (33-4-5)	Malik Monk vs. FLORIDA	2-25-17
42 (23-11-8)	Isaiah Briscoe vs. GEORGIA	1-31-17
42 (35-6-1)	Jamal Murray vs. FLORIDA	2-6-16
41 (34-7-0)	Kevin Knox at West Virginia	1-27-17
41 (25-15-1)	Nick Richards vs. FORT WAYNE	11-22-17
41 (37-3-1)	Malik Monk vs. GEORGIA	1-31-17
41 (34-6-1)	Malik Monk at Ole Miss	12-29-16
41 (26-10-5)	James Young vs. MISSISSIPPI STATE	1-8-14
41 (27-13-1)	Julius Randle vs. Michigan State	11-12-13
41 (27-14-0)	Anthony Davis vs. ARKANSAS	1-17-12

## MOST MINUTES WITHOUT A TURNOVER

Mins.	Player vs. Opponent	Date
44	Darius Miller at Arkansas	2-23-11
41	Aaron Harrison vs. LSU	2-22-14
40	Tyler Ulis vs. Duke	11-17-15
40	Aaron Harrison vs. OLE MISS	1-6-15
40	Alex Poythress vs. MISSOURI	2-23-13
39	Nerlens Noel vs. TEXAS A&M	1-12-13
39	Ryan Harrow at Louisville	12-29-12
39	Anthony Davis vs. ALABAMA	1-21-12
39	M. Kidd-Gilchrist vs. LOUISVILLE	12-31-11
38	Aaron Harrison at LSU	1-28-14
38	Patrick Patterson vs. Mississippi State	3-14-10

## MOST BLOCKED SHOTS

Blks.	Player vs. Opponent	Date
12	Nerlens Noel at Ole Miss	1-29-13
9	Willie Cauley-Stein vs. BOISE STATE	12-10-13
9	Willie Cauley-Stein vs. Providence	12-1-13
8	Nerlens Noel at Alabama	1-22-13
8	Anthony Davis at South Carolina	2-4-12
8	Anthony Davis vs. ST. JOHN'S	12-1-11
7	Karl-Anthony Towns vs. VANDERBILT	1-20-15
7	Willie Cauley-Stein vs. E. MICHIGAN	11-27-13
7	Willie Cauley-Stein vs. MISSOURI	2-23-13
7	Nerlens Noel at Auburn	1-19-13
7	Nerlens Noel vs. TEXAS A&M	1-12-13
7	Nerlens Noel vs. LIPSCOMB	12-15-12
7	Nerlens Noel vs. PORTLAND	12-8-12
7	Anthony Davis vs. Western Kentucky	3-15-12
7	Anthony Davis at Vanderbilt	2-11-12
7	Anthony Davis vs. TENNESSEE	1-31-12
7	Anthony Davis vs. ARKANSAS	1-17-12
7	Anthony Davis vs. SOUTH CAROLINA	1-7-12
7	Anthony Davis vs. Kansas	11-15-11

SEC: 12, Nerlens Noel at Ole Miss, 1-29-13  
Postseason: 7, A. Davis vs. Western Kentucky, 3-15-12  
SEC Tourney: 6, Anthony Davis vs. LSU, 3-11-12  
NCAA Tourney: 7, A. Davis vs. Western Kent., 3-15-12  
Rupp Arena: 9, W. Cauley-Stein vs. BOISE ST., 12-10-13  
On the Road: 12, Nerlens Noel at Ole Miss, 1-29-13  
SEC Road: 12, Nerlens Noel at Ole Miss, 1-29-13  
Ranked Opp.: 12, Nerlens Noel at Ole Miss, 1-29-13  
Freshman: 12, Nerlens Noel at Ole Miss, 1-29-13  
Sophomore: 9, W. Cauley-Stein vs. BOISE ST., 12-10-13  
Junior: 4, Willie Cauley-Stein vs. ARKANSAS, 2-28-15  
Senior: 6, Josh Harrellson vs. PENN., 1-3-11  
Opener: 5, Anthony Davis vs. MARIST, 11-11-11  
SEC Opener: 7, A. Davis vs. SOUTH CAROLINA, 1-7-12  
\*\*In some cases, the most recent occurrence is listed

## MOST STEALS

Stls.	Player vs. Opponent	Date
6	Tyler Ulis vs. OLE MISS	1-2-16
6	Willie Cauley-Stein vs. GEORGIA	1-25-14
6	Nerlens Noel vs. BAYLOR	12-1-12
6	John Wall vs. UConn	12-9-09
6	John Wall vs. UNC Asheville	11-30-09
5	Malik Monk vs. UCLA	12-3-16
5	Aaron Harrison vs. ARKANSAS	2-28-15
5	Willie Cauley-Stein vs. Texas	12-5-14
5	DeAndre Liggins vs. TENNESSEE	2-8-11
5	Darius Miller at Portland	11-19-10

SEC: 6, Tyler Ulis vs. OLE MISS, 1-2-16  
Postseason: 5, John Wall vs. Mississippi State, 3-14-10  
SEC Tourney: 5, John Wall vs. Mississippi State, 3-14-10  
NCAA Tourney: 4, An. Harrison vs. W. Virginia, 3-26-15  
Rupp Arena: 6, Tyler Ulis vs. OLE MISS, 1-2-16  
On the Road: 5, Darius Miller at Portland, 11-19-10  
SEC Road: 3, Fox/Monk at Ole Miss, 12-29-16  
Ranked Opp.: 5, Malik Monk vs. UCLA, 12-3-16  
Freshman: 6, Nerlens Noel vs. BAYLOR, 12-1-12  
Sophomore: 6, Tyler Ulis vs. OLE MISS, 1-2-16  
Junior: 5, Willie Cauley-Stein vs. TEXAS, 12-5-14  
Senior: 4, Dominique Hawkins vs. Arkansas, 3-12-17  
Opener: 4, Knox/Gilgeous-Alexander vs. UTAH VALLEY, 11-10-17  
SEC Opener: 6, Tyler Ulis vs. OLE MISS, 1-2-16  
\*\*In some cases, the most recent occurrence is listed





# TEAM GAME RECORDS CAL ERA

## MOST POINTS

Pts.(Score)	Opp.	Date
115 (115-69)	vs. Arizona State	11-28-16
111 (111-76)	UT MARTIN	11-25-16
110 (110-75)	AUBURN	2-21-15
108 (108-58)	MARIST	11-11-11
107 (107-73)	UIC	11-26-17
105 (105-76)	UT ARLINGTON	11-19-13
104 (104-75)	LIU BROOKLYN	11-23-12
104 (104-61)	HARTFORD	12-29-09
103 (103-100)	vs. North Carolina	12-17-16
102 (102-90)	vs. Indiana	3-23-12
102 (102-92)	SAM HOUSTON ST.	11-19-09

## MOST POINTS IN A LOSS

Pts.(Score)	Opp.	Date
92 (97-92)	UCLA	12-3-16
85 (85-87)	at Arkansas	1-14-14
84 (90-84)	at Kansas	1-30-16
82 (87-82)	at LSU	1-28-14
80 (82-80)	at Tennessee	1-24-17
77 (79-77)	at Texas A&M	2-20-16
77 (87-77)	at UCLA	12-3-15
77 (77-82)	at North Carolina	12-14-13
77 (77-80)	at Louisville	12-19-12
76 (76-77)	at Arkansas	2-23-11

## MOST POINTS IN A WIN OVER A RANKED TEAM

Pts.(Score)	Opp.	Date
103 (103-100)	vs. North Carolina	12-17-16
102 (102-90)	vs. Indiana	3-23-12
87 (87-74)	at Ole Miss	1-29-13
86 (86-75)	vs. UCLA	3-24-17
85 (85-69)	SOUTH CAROLINA	1-21-17
85 (85-75)	OLE MISS	2-2-10
85 (85-72)	VANDERBILT	1-30-10
84 (84-67)	ARKANSAS	2-28-15
84 (84-70)	NORTH CAROLINA	12-13-14
83 (83-76)	at West Virginia	1-27-18

## MOST PTS. AT NEUTRAL SITE

Pts.(Score)	Opp.	Date
115 (115-69)	vs. Arizona State	11-28-16
103 (103-100)	vs. North Carolina	12-17-16
102 (102-90)	vs. Indiana	3-23-12
100 (100-71)	vs. ETSU	3-18-10
96 (96-73)	vs. Hofstra	12-11-16
94 (94-57)	vs. UNC Asheville	11-30-09
93 (93-76)	vs. Monmouth	12-9-17
93 (93-80)	vs. Georgia	3-12-16
91 (91-67)	vs. Auburn	3-14-15
90 (90-60)	vs. Wake Forest	3-20-10

## MOST PTS. IN NCAA TOURNEY

Pts.(Score)	Opp.	Date
102 (102-90)	vs. Indiana	3-23-12
100 (100-71)	vs. ETSU	3-18-10
90 (90-60)	vs. Wake Forest	3-20-10
87 (87-71)	vs. Iowa State	3-17-12
86 (86-75)	vs. UCLA	3-24-17
85 (85-57)	vs. Stony Brook	3-17-16
82 (82-70)	vs. Baylor	3-25-12
81 (81-66)	vs. Western Kentucky	3-15-12
79 (79-70)	vs. NKU	3-17-17
79 (79-56)	vs. Hampton	3-19-15

## MOST PTS. IN SEC TOURNEY

Pts.(Score)	Opp.	Date
93 (93-80)	vs. Georgia	3-12-16
91 (91-67)	vs. Auburn	3-14-15
85 (85-59)	vs. Alabama	3-11-16
85 (85-67)	vs. LSU	3-14-14
82 (82-65)	vs. Arkansas	3-12-17
82 (82-77)	vs. Texas A&M	3-13-16
79 (79-74)	vs. Alabama	3-11-17
78 (78-63)	vs. Arkansas	3-15-15
75 (75-66)	vs. Ole Miss	3-11-11
75 (75-74)	vs. Miss. State	3-14-10

## MOST PTS. IN RUPP ARENA WIN

Pts.(Score)	Opp.	Date
111 (111-76)	UT MARTIN	11-25-16
110 (110-75)	AUBURN	2-21-15
108 (108-58)	MARIST	11-11-11
107 (107-73)	UIC	11-26-17
105 (105-76)	UT ARLINGTON	11-19-13
104 (104-75)	LIU BROOKLYN	11-23-12
104 (104-61)	HARTFORD	12-29-09

102 (102-92)	SAM HOUSTON ST.	11-19-09
101 (101-70)	CLEVELAND STATE	11-23-16
101 (101-49)	LAFAYETTE	11-16-12
101 (101-70)	ARKANSAS	1-23-10

## MOST PTS. IN ROAD GAME WIN

Pts.(Score)	Opp.	Date
99 (99-76)	at Ole Miss	12-29-16
90 (90-73)	at Indiana	12-12-09
89 (89-62)	at South Carolina	2-13-16
89 (89-77)	at Florida	1-12-10
88 (88-81)	at Mississippi St.	1-17-17
88 (88-79)	at Florida	3-1-16
87 (87-72)	at Arkansas	2-20-18
87 (87-81)	at Vanderbilt	1-10-17
87 (87-74)	at Ole Miss	1-29-13

## MOST POINTS IN A HALF

Pts.	Opp.	Date
63 <sup>2</sup>	UT ARLINGTON	11-19-13
63 <sup>2</sup>	MARIST	11-11-11
60 <sup>1</sup>	at Ole Miss	12-29-16
58 <sup>1</sup>	vs. Arizona State	11-28-16
58 <sup>2</sup>	UT MARTIN	11-25-16
58 <sup>2</sup>	AUBURN	2-21-15
57 <sup>2</sup>	vs. Arizona State	11-28-16
57 <sup>1</sup>	ARKANSAS	1-23-10
57 <sup>1</sup>	HARTFORD	12-29-09

<sup>1</sup> - First Half; <sup>2</sup> - Second Half

## FEWEST POINTS

Pts.(Score)	Opp.	Date
48 (48-64)	vs. Vanderbilt	3-15-13
50 (50-64)	at Notre Dame	11-29-12
52 (52-69)	at Florida	12-12-13
54 (54-60)	vs. UConn	4-7-14
55 (55-48)	ALABAMA	3-4-14
55 (55-59)	at Alabama	1-22-13
55 (55-64)	BAYLOR	12-1-12
55 (55-56)	vs. UConn	4-2-11
56 (56-49)	vs. Kansas State	3-21-14
56 (56-46)	COLUMBIA	12-10-14

## FEWEST POINTS IN A WIN

Pts.(Score)	Opp.	Date
55 (55-48)	ALABAMA	3-4-14
56 (56-49)	vs. Kansas State	3-21-14
56 (56-46)	COLUMBIA	12-10-14
57 (57-44)	at Georgia	1-24-12
58 (58-50)	at Louisville	12-27-14
58 (58-38)	PROVIDENCE	11-30-14
58 (58-43)	at South Carolina	1-24-14
58 (58-56)	at Vanderbilt	2-20-10
59 (59-57)	vs. Princeton	3-1-11
60 (60-58)	at Vanderbilt	1-10-13
60 (60-51)	vs. LSU	3-9-12

## FEWEST PTS. AT NEUTRAL SITE

Pts.(Score)	Opp.	Date
48 (48-64)	vs. Vanderbilt	3-15-13
54 (54-60)	vs. UConn	4-7-14
55 (55-56)	vs. UConn	4-2-11
56 (56-49)	vs. Kansas State	3-21-14
59 (59-57)	vs. Princeton	3-17-11
60 (60-61)	vs. Florida	3-16-14
60 (60-51)	vs. LSU	3-9-12
61 (61-65)	vs. Kansas	11-14-17
62 (62-67)	vs. Baylor	12-6-13
62 (62-60)	vs. Ohio State	3-25-11
62 (62-45)	vs. Cornell	3-25-10
62 (62-52)	vs. Old Dominion	11-20-11

## FEWEST POINTS IN NCAA TOURNEY

Pts.(Score)	Opp.	Date
54 (54-60)	vs. UConn	4-7-14
55 (55-56)	vs. UConn	4-2-11
56 (56-49)	vs. Kansas State	3-21-14
59 (59-57)	vs. Princeton	3-17-11
62 (62-60)	vs. Ohio State	3-25-11
62 (62-45)	vs. Cornell	3-25-10
64 (64-71)	vs. Wisconsin	4-4-15
64 (64-51)	vs. Cincinnati	3-21-15
65 (65-62)	vs. Wichita State	3-19-17
66 (66-73)	vs. West Virginia	3-27-10

## FEWEST PTS. IN SEC TOURNEY

Pts.(Score)	Opp.	Date
48 (48-64)	vs. Vanderbilt	3-15-13
60 (60-61)	vs. Florida	3-16-14

60 (60-51)	vs. LSU	3-9-12
64 (64-49)	vs. Florida	3-13-15
64 (64-71)	vs. Vanderbilt	3-11-12
70 (70-58)	vs. Georgia	3-15-14
70 (70-54)	vs. Florida	3-13-11
71 (71-60)	vs. Georgia	3-10-17
72 (72-58)	vs. Alabama	3-12-11

## FEWEST PTS. IN RUPP ARENA

Pts.(Score)	Opp.	Date
55 (55-64)	BAYLOR	12-1-12
56 (56-46)	COLUMBIA	12-10-14
58 (58-38)	PROVIDENCE	11-30-14
59 (59-61)	TENNESSEE	2-6-18
61 (61-57)	FLORIDA	3-9-13

## FEWEST PTS. IN ROAD GAME

Pts.(Score)	Opp.	Date
50 (50-64)	at Notre Dame	11-29-12
52 (52-69)	at Florida	2-12-13
55 (55-48)	at Alabama	3-4-14
55 (55-59)	at Alabama	1-22-13
57 (57-59)	at Robert Morris	3-19-13
57 (57-44)	at Georgia	1-24-12
58 (58-50)	at Louisville	12-27-14
58 (58-43)	at South Carolina	1-24-14
58 (58-88)	at Tennessee	2-16-13
58 (58-56)	at Vanderbilt	2-20-10

## FEWEST POINTS IN A HALF

Pts.	Opp.	Date
18 <sup>1</sup>	at Missouri	2-3-18
19 <sup>2</sup>	at Georgia	1-24-12
21 <sup>1</sup>	vs. UConn	4-2-11
22 <sup>1</sup>	at Louisville	12-27-14
22 <sup>2</sup>	at Alabama	1-22-13
22 <sup>1</sup>	at Tennessee	3-6-11
23 <sup>1</sup>	COLUMBIA	12-10-14
23 <sup>2</sup>	vs. UConn	4-7-14
23 <sup>1</sup>	vs. Vanderbilt	3-15-13
23 <sup>2</sup>	vs. Maryland	11-9-12
23 <sup>1</sup>	vs. UConn	12-9-09

<sup>1</sup> - First Half; <sup>2</sup> - Second Half

## MOST FIELD GOALS

FGs.	Opp.	Date
46	MARIST	11-11-11
44	vs. Arizona State	11-28-16
44	AUBURN	2-21-15
44	UIC	11-26-17
42	LIU-BROOKLYN	11-23-12
41	UT MARTIN	11-25-16
41	HARTFORD	12-29-09
40	vs. North Carolina	12-17-16
40	LAFAYETTE	11-16-12
38	CLEVELAND STATE	11-23-16
38	LSU	3-5-16
38	vs. Wake Forest	3-20-10

## FEWEST FIELD GOALS

FGs.	Opp.	Date
14	at South Carolina	3-1-14
16	ALABAMA	3-4-14
17	GEORGIA	12-31-17
17	LOUISVILLE	12-31-11
17	at Auburn	2-12-14
18	vs. LSU	3-9-12
18	vs. Vanderbilt	3-15-13
18	vs. Florida	3-16-14
18	vs. UConn	4-7-14
18	at Texas A&M	1-10-15
18	at South Carolina	1-24-15

## MOST FIELD-GOAL ATTEMPTS

FGs.	Opp.	Date
84	vs. Arizona State	11-28-16
80	UCLA	12-3-16
77	ARKANSAS	1-23-10
76	ARKANSAS	2-27-14
75	MARIST	11-11-11
74	at Ole Miss	12-29-16
74	vs. North Carolina	12-17-16
74	UT MARTIN	11-25-16

## FEWEST FIELD-GOAL ATTEMPTS

FGs.	Opp.	Date
39	at South Carolina	1-24-15
40	at Robert Morris	3-19-13
41	ALABAMA	1-31-15
41	TENNESSEE	1-31-12

42	FLORIDA	2-15-14
42	vs. Providence	12-1-13
42	vs. LSU	3-9-12
42	vs. Cleveland State	11-24-09

## MOST FREE THROWS

FTs.	Opp.	Date
35	vs. Indiana	3-23-12
33	at South Carolina	3-1-14
32	LOUISVILLE	12-31-11
31	MOREHEAD STATE	11-21-12
31	INDIANA	12-11-10
30	vs. Auburn	3-14-15
30	UNC ASHEVILLE	11-8-13
30	vs. Baylor	3-25-12
29	ILLINOIS STATE	11-30-15
29	at North Carolina	12-14-13

# TEAM GAME RECORDS CAL ERA

## MOST 3-POINT ATTEMPTS

3s.	Opp.	Date
33	CHATTANOOGA	12-17-11
33	vs. East Tennessee State	3-18-10
33	ARKANSAS	1-23-10
32	vs. West Virginia	3-27-10
28	vs. Arizona State	11-28-16
28	at Texas A&M	1-10-15
28	ALABAMA	3-4-14
28	vs. Vanderbilt	3-11-12
28	HARTFORD	12-29-09
27	GEORGIA	3-1-12
27	vs. UConn	4-2-11

## FEWEST 3-POINT ATTEMPTS

3s.	Opp.	Date
5	vs. Wisconsin	4-4-15
5	vs. Wisconsin	4-5-14
5	at Tennessee	1-14-12
6	FLORIDA	3-7-15
6	Vanderbilt	1-20-15
7	at Missouri	1-29-15
7	PROVIDENCE	11-30-14
7	vs. Louisville	3-31-12
7	at Indiana	12-10-11

## MOST REBOUNDS

Rebs.	Opp.	Date
59	vs. Arizona State	11-28-16
59	ARKANSAS	1-23-10
57	LOUISVILLE	12-31-11
56	ROBERT MORRIS	11-17-13
54	NIJIT	11-14-15
53	TROY	11-20-17
53	at Texas A&M	1-10-15
53	MONTANA STATE	11-23-14
53	at Mississippi State	2-16-10
53	at LSU	2-6-10

## FEWEST REBOUNDS

Rebs.	Opp.	Date
21	ALABAMA	1-31-15
21	at Tennessee	2-16-13
22	vs. Wisconsin	4-4-15
24	GEORGIA	2-3-15
24	NORTH CAROLINA	12-13-14
24	TENNESSEE	1-18-14
25	vs. Baylor	12-6-13
25	at Robert Morris	3-19-13

## MOST OFFENSIVE REBOUNDS

Rebs.	Opp.	Date
26	ARKANSAS	2-27-14
24	GRAND CANYON	11-14-14
24	vs. West Virginia	3-27-10
22	NIJIT	11-14-15
22	at Auburn	2-2-14
22	ARKANSAS	1-23-10
21	at West Virginia	1-27-18
21	VALPARAISO	12-7-16
21	COLUMBIA	12-10-14
21	at South Carolina	3-1-14
21	BAYLOR	12-1-12
21	at Indiana	12-12-09

## FEWEST OFFENSIVE REBOUNDS

Rebs.	Opp.	Date
3	at South Carolina	1-24-14
5	GEORGIA	2-3-15
5	ALABAMA	1-31-15
5	MISSISSIPPI STATE	2-15-11
5	GEORGIA	1-29-11

## MOST DEFENSIVE REBOUNDS

Rebs.	Opp.	Date
39	vs. Arizona State	11-28-16
39	ROBERT MORRIS	11-17-13
39	EASTERN MICHIGAN	1-2-13
38	TROY	11-20-17
38	vs. Hampton	3-19-15
38	EASTERN KENTUCKY	12-7-14
38	vs. Cleveland State	11-24-09
37	at Texas A&M	1-10-15
37	LOUISVILLE	12-31-11
37	ARKANSAS	1-23-10
36	vs. FLORIDA	2-25-17
36	at Florida	3-1-16
36	RADFORD	11-23-11
36	MARIST	11-11-11

## FEWEST DEFENSIVE REBOUNDS

Rebs.	Opp.	Date
9	at Tennessee	2-16-13
13	NORTH CAROLINA	12-13-14
15	vs. Baylor	12-6-13
15	at Alabama	1-18-11
16	vs. Wisconsin	4-4-15
16	ALABAMA	1-31-15
16	TEXAS A&M	1-12-13
16	at Auburn	1-11-12
16	vs. UConn	11-24-10

## MOST ASSISTS

Assts.	Opp.	Date
33	vs. Arizona State	11-28-16
30	HARTFORD	12-29-09
28	LIU-BROOKLYN	11-23-12
28	vs. UNC Asheville	11-30-09
25	CLEVELAND STATE	11-23-16
25	AUBURN	2-21-15
25	vs. UCLA	12-20-14
24	at Ole Miss	12-29-16
24	UT MARTIN	11-25-16
24	BOSTON	11-21-14
24	MARIST	11-11-11
24	vs. East Tennessee State	3-18-10

## FEWEST ASSISTS

Assts.	Opp.	Date
5	LSU	2-22-14
6	at Florida	3-3-18
6	VANDERBILT	3-1-11
7	TENNESSEE	2-6-18
7	VANDERBILT	1-30-18
7	at South Carolina	1-16-18
7	at Florida	2-4-17
7	vs. Wisconsin	4-4-15
7	vs. Florida	3-13-15
7	ARKANSAS	2-27-14
7	at Auburn	2-12-14
7	BOISE STATE	12-10-13
7	vs. Vanderbilt	3-15-13
7	VANDERBILT	2-20-13
7	at Tennessee	1-14-12
7	vs. Washington	11-23-10

## MOST TURNOVERS

ToS.	Opp.	Date
24	MOREHEAD STATE	11-13-09
23	SAM HOUSTON STATE	11-19-09
22	ETSU	11-17-17
21	LOUISVILLE	12-31-11
21	vs. Old Dominion	11-20-11
21	NORTH CAROLINA	12-5-09
20	EASTERN MICHIGAN	11-27-13
20	ALBANY	11-13-15
20	vs. Cleveland State	11-24-09

## FEWEST TURNOVERS

ToS.	Opp.	Date
3	at Georgia	3-3-15
3	at South Carolina	2-4-12
4	ALABAMA	2-23-16
4	COLUMBIA	12-10-14
4	vs. Wisconsin	4-5-14
4	PORTLAND	11-26-11
5	vs. Georgia	3-12-16
5	at Vanderbilt	2-27-16
5	ALABAMA	1-31-15

## MOST BLOCKS

Blks.	Opp.	Date
18	ST. JOHN'S	12-1-11
15	vs. Stony Brook	3-17-16
14	at Georgia	3-3-10
13	vs. UCLA	12-20-14
13	at Ole Miss	1-29-13
13	ARKANSAS	1-17-12
13	vs. Kansas	11-15-11
13	MARIST	11-11-11

## FEWEST BLOCKS

Blks.	Opp.	Date
1	at Vanderbilt	1-10-17
1	vs. Alabama	3-11-16
1	at LSU	1-5-16
1	WRIGHT STATE	11-20-15
1	ALABAMA	1-31-15
1	at Missouri	1-29-15
1	vs. Wisconsin	4-5-14
1	at Florida	3-8-14

## MOST STEALS

Stls.	Opp.	Date
15	LAFAYETTE	11-16-12
13	OLE MISS	1-2-16
13	vs. UConn	12-9-09
12	STEPHEN F. AUSTIN	11-11-16
12	BOSTON	11-24-15
12	NORTH CAROLINA	12-13-14
12	PROVIDENCE	11-30-14
12	LIPSCOMB	12-15-12
12	PORTLAND	11-26-11
12	vs. Cornell	3-25-10
12	GEORGIA	1-9-10
12	vs. UNC Asheville	11-30-09

## FEWEST STEALS

Stls.	Opp.	Date
0	vs. Baylor	12-6-13
1	at West Virginia	1-27-18
1	vs. Michigan State	11-12-13
1	at Robert Morris	3-19-13
1	vs. West Virginia	3-19-11
1	FLORIDA	2-26-11

## MOST PERSONAL FOULS

Fls.	Opp.	Date
33	at Kansas	1-30-16
32	at South Carolina	1-16-18
31	at Arkansas	1-14-14
31	at North Carolina	12-14-13
29	at Missouri	2-3-18
29	at South Carolina	3-1-14
28	VANDERBILT	1-30-10
27	vs. Hofstra	12-11-16
27	at Florida	3-1-16
27	at UCLA	12-3-15
27	vs. West Virginia	3-27-10

## FEWEST PERSONAL FOULS

Fls.	Opp.	Date
7	HARTFORD	12-29-09
8	MONTANA STATE	11-23-14
8	LAFAYETTE	11-16-12
8	vs. Florida	3-10-12
8	vs. Princeton	3-17-11
8	WINTHROP	12-22-10
8	DREXEL	12-21-09
8	vs. UNC Asheville	11-30-09

## HIGHEST FIELD-GOAL PCT.

Pct.	Opp.	Date
.677	LIU-BROOKLYN	11-23-12
.667	UIC	11-26-17
.647	AUBURN	2-21-15
.645	LAFAYETTE	11-16-12
.643	vs. Providence	12-1-13
.614	SOUTH CAROLINA	2-5-13
.613	MARIST	11-11-11
.603	vs. Wake Forest	3-20-10
.603	HARTFORD	12-29-09
.600	FORT WAYNE	11-22-17
.600	SAM HOUSTON STATE	11-19-09

## LOWEST FIELD-GOAL PCT.

Pct.	Opp.	Date
.269	at South Carolina	3-1-14
.281	at Texas A&M	1-10-15
.296	BAYLOR	12-1-12
.298	LOUISVILLE	12-31-11
.309	at Auburn	2-12-14
.313	at Missouri	2-3-18
.315	GEORGIA	12-31-17
.327	ALABAMA	3-4-14
.339	vs. UConn	4-2-11
.342	ARKANSAS	2-27-14

## HIGHEST FREE-THROW PCT.

Pct.	Opp.	Date
1.000	FLORIDA	2-7-12
1.000	AUSTIN PEAY	12-19-09
.958	TENNESSEE	1-18-14
.955	at Florida	2-7-15
.946	vs. Indiana	3-23-12
.923	at Mississippi State	2-25-15
.900	vs. Wisconsin	4-4-15
.900	at Ole Miss	2-18-14
.895	DREXEL	12-21-09
.889	at Alabama	1-17-15
.889	TENNESSEE	1-31-12

*min 10 attempts*

## LOWEST FREE-THROW PCT.

Pct.	Opp.	Date
.200	ETSU	11-17-17
.333	vs. UConn	4-2-11
.391	ETSU	11-12-10
.412	vs. Wake Forest	3-20-10
.435	at Vanderbilt	2-27-16
.471	at Texas A&M	2-10-18
.471	PROVIDENCE	11-30-14
.478	at Louisville	12-29-12
.500	OLE MISS	1-2-16
.500	BOSTON	11-24-15
.500	vs. Georgia	3-15-14
.500	vs. Vanderbilt	3-15-13
.500	vs. Oklahoma	11-22-10

*min 10 attempts*

## HIGHEST 3-POINT PERCENTAGE

Pct.	Opp.	Date
.700	at Florida	3-1-16
.692	DREXEL	12-21-09
.667	AUSTIN PEAY	12-19-09
.636	vs. Michigan	3-30-14
.625	MISSOURI	2-24-18
.625	BOSTON	11-30-10
.600	FLORIDA	2-6-16
.600	FLORIDA	2-7-12
.591	vs. Alabama	3-11-16
.583	vs. Arkansas	3-15-15
.583	at Florida	2-5-11

*min 10 attempts*

## LOWEST 3-POINT PERCENTAGE

Pct.	Opp.	Date
.077	vs. Alabama	3-12-10
.083	TEXAS	12-5-14
.091	at South Carolina	1-16-18
.091	at Tennessee	2-27-10
.100	at Missouri	2-3-18
.100	TENNESSEE	1-31-12
.111	at Vanderbilt	1-10-17
.118	COLUMBIA	12-10-14
.125	vs. LSU	3-9-12
.125	vs. West Virginia	3-27-10
.125	vs. Cornell	3-25-10

*min 10 attempts*

## HIGHEST REBOUND MARGIN

## Quade Green

# O

Freshman • G • 6-0 • 180 lbs • Philadelphia Neumann-Goretti • Undeclared/Exploratory Studies in Agriculture



### Bio Blast

- Pronunciation: KWAH-DAY
- Averaging 13.0 points over the last five games and has made at least two 3s in all five games
  - Has made two 3s in seven of the last eight and nine of the last 11
  - Over the last five games, he's shooting 55 percent (11 of 20) from beyond the arc
- Has scored in double figures in five straight games, the best stretch of his career
- Scored 10 or more in 16 games this year, six of the last eight and seven of the last 10
- Hit three 3-pointers in four games this season
- Has at least three assists in 15 games and in four of the last five
- Wove his way through multiple defenders in an end-to-end drive for the game-winning layup at home vs. Vanderbilt with four seconds remaining in overtime
- Five-star point guard prospect by Rivals, ESPN and Scout
- 2016 and 2017 Pennsylvania Class 3A Player of the Year
- On the USA Basketball 2016 FIBA Americas U18 Championship team that won a gold medal in Chile
- McDonald's High School All-American, Jordan Brand Classic & HoopHall Classic (MVP) participant
- Born 80 percent deaf and didn't speak for years but overcame those challenges with the help of auditory implants and speech therapists

### Season Averages

Games played:	28
Minutes/game:	25.7
Points/game:	10.3
FG Pct:	46.9
3FG Pct:	40.4
FT Pct:	80.4
Rebounds/game:	2.0
Assists/game:	2.6
Turnovers/game:	1.7
Assist/turnover ratio:	1.5
Steals/game:	0.4

### Season Highs

Points.....	21, vs. ETSU (11/17/17)
FG Made.....	9, vs. ETSU (11/17/17)
FG Attempts.....	14, at Tennessee (01/06/18)
3FG Made.....	3, 4x, last at Florida (03/03/18)
3FG Attempts.....	7, twice, last at Arkansas (02/20/18)
FT Made.....	6, vs. GEORGIA (12/31/17)
FT Attempts.....	8, vs. GEORGIA (12/31/17)
Rebounds.....	6, twice, last at Arkansas (02/20/18)
Assists.....	5, 5x, last vs. LOUISVILLE (12/29/17)
Steals.....	2, twice, last vs. OLE MISS (02/28/18)
Blocks.....	
Minutes.....	34, at Arkansas (02/20/18)

### Career Highs

Points.....	21, vs. ETSU (11/17/17)
FG Made.....	9, vs. ETSU (11/17/17)
FG Attempts.....	14, at Tennessee (01/06/18)
3FG Made.....	3, 4x, last at Florida (03/03/18)
3FG Attempts.....	7, twice, last at Arkansas (02/20/18)
FT Made.....	6, vs. GEORGIA (12/31/17)
FT Attempts.....	8, vs. GEORGIA (12/31/17)
Rebounds.....	6, twice, last at Arkansas (02/20/18)
Assists.....	5, 5x, last vs. LOUISVILLE (12/29/17)
Steals.....	2, twice, last vs. OLE MISS (02/28/18)
Blocks.....	
Minutes.....	34, at Arkansas (02/20/18)

### Game-By-Game

Opponent	Date	gs	min	Total		3-Pointers		Free throws		Rebounds			pf	a	t/o	blk	stl	pts	avg	
				fg-fga	pct	3fg-fga	pct	ft-fita	pct	off	def	tot								avg
UTAH VALLEY	11/10/17	21	0-4	.000	0-1	.000	4-4	1.000	0	0	0	0.0	1	1	0	0	0	4	4.0	
VERMONT	11/12/17	* 26	6-11	.545	1-2	.500	2-2	1.000	1	3	4	2.0	1	4	1	0	0	15	9.5	
vs #4/3 Kansas	11/14/17	* 21	2-7	.286	0-2	.000	2-2	1.000	0	1	1	1.7	1	2	0	0	0	6	8.3	
ETSU	11/17/17	* 26	9-13	.692	3-5	.600	0-1	.000	0	0	0	1.3	1	3	3	0	1	21	11.5	
TROY	11/20/17	* 26	5-10	.500	1-2	.500	2-2	1.000	0	3	3	1.6	2	3	3	0	0	13	11.8	
FORT WAYNE	11/22/17	* 22	5-6	.833	1-1	1.000	0-0	.000	2	2	4	2.0	1	5	3	0	0	11	11.7	
UIC	11/26/17	* 21	5-7	.714	2-3	.667	0-0	.000	0	6	6	2.6	2	4	4	0	1	12	11.7	
HARVARD	12/2/17	* 30	1-5	.200	0-2	.000	0-0	.000	0	2	2	2.5	2	5	2	0	1	2	10.5	
vs Monmouth	12/9/17	* 16	4-6	.667	1-2	.500	0-0	.000	1	2	3	2.6	2	5	1	0	0	9	10.3	
RV/RV VIRGINIA TECH	12/16/17	* 27	6-12	.500	2-5	.400	3-4	.750	1	0	1	2.4	1	5	1	0	0	17	11.0	
vs UCLA	12/23/17	* 20	1-7	.143	0-4	.000	0-0	.000	0	0	0	2.2	0	2	3	0	0	2	10.2	
RV/RV LOUISVILLE	12/29/17	* 27	4-6	.667	3-4	.750	2-2	1.000	0	0	0	2.0	3	5	3	0	0	13	10.4	
GEORGIA	12/31/17	* 25	4-10	.400	1-4	.250	6-8	.750	1	3	4	2.2	2	1	2	0	0	15	10.8	
at LSU	01/03/18	* 31	3-6	.500	0-1	.000	1-2	.500	0	3	3	2.2	0	2	3	0	0	7	10.5	
at #22/23 Tennessee	01/06/18	* 33	5-14	.357	3-7	.429	1-2	.500	0	0	0	2.1	3	4	2	0	1	14	10.7	
RV/RV TEXAS A&M	01/09/18	dnp	-	-	-	-	-	-	-	-	-	-	-	-	-	-	-	-	-	
at Vanderbilt	01/13/18	dnp	-	-	-	-	-	-	-	-	-	-	-	-	-	-	-	-	-	
at South Carolina	01/16/18	dnp	-	-	-	-	-	-	-	-	-	-	-	-	-	-	-	-	-	
FLORIDA	01/20/18	17	1-8	.125	0-4	.000	0-0	.000	0	0	0	1.9	1	2	0	0	0	2	10.2	
MISSISSIPPI STATE	01/23/18	20	0-2	.000	0-1	.000	4-4	1.000	0	0	0	1.8	1	0	1	0	0	4	9.8	
at #7/7 West Virginia	01/27/18	27	2-5	.400	2-4	.500	2-2	1.000	0	2	2	1.8	1	4	4	0	1	8	9.7	
VANDERBILT	01/30/18	31	5-11	.455	2-4	.500	0-0	.000	0	0	0	1.7	3	0	1	0	0	12	9.8	
at Mizou	02/03/18	23	2-11	.182	1-6	.167	0-0	.000	1	1	2	1.8	1	0	1	0	2	5	9.6	
#15/14 TENNESSEE	02/06/18	29	6-10	.600	2-3	.667	1-2	.500	0	4	4	1.9	0	2	0	0	0	15	9.9	
at Texas A&M	02/10/18	26	3-7	.429	2-5	.400	0-0	.000	1	3	4	2.0	3	1	0	0	0	8	9.8	
at #10/11 Auburn	02/14/18	24	2-5	.400	0-2	.000	3-4	.750	0	1	1	1.9	1	1	3	0	0	7	9.7	
RV/RV ALABAMA	02/17/18	31	5-6	.833	2-2	1.000	0-1	.000	2	0	2	1.9	3	4	0	0	1	12	9.8	
at RV/RV Arkansas	02/20/18	34	4-12	.333	2-7	.286	2-2	1.000	2	4	6	2.1	2	4	1	0	0	12	9.8	
RV/NR MISSOURI	02/24/18	29	5-6	.833	2-2	1.000	0-0	.000	0	2	2	2.1	2	3	2	0	1	12	9.9	
OLE MISS	02/28/18	30	7-12	.583	2-6	.333	2-2	1.000	0	1	1	2.0	2	4	1	0	2	18	10.2	
at RV/RV Florida	03/03/18	27	4-7	.571	3-3	1.000	0-0	.000	0	1	1	2.0	3	0	1	0	0	11	10.3	
Totals		13	720	106-226	.469	38-94	.404	37-46	.804	12	44	56	2.0	45	74	48	0	11	287	10.3

Games played: 28  
Minutes/game: 25.7  
Points/game: 10.3  
FG Pct: 46.9  
3FG Pct: 40.4  
FT Pct: 80.4

Rebounds/game: 2.0  
Assists/game: 2.6  
Turnovers/game: 1.7  
Assist/turnover ratio: 1.5  
Steals/game: 0.4

### Superlatives

Season Stats		Career Stats	
10+ points	16	10+ points	16
20+ points	1	20+ points	1
3+ assists	15	3+ assists	15
3+ steals	-	3+ steals	-
10+ rebounds	-	10+ rebounds	-
Double-doubles	-	Double-doubles	-
Dunks	-	Dunks	-

### Career Statistics

Year	GP-GS	Min-Avg	FG-FGA	Pct	3FG-FGA	Pct	FT-FTA	Pct	Off-Def-Tot-Avg	PF-FO	Ast	TO	Blk	Stl	Pts	Avg
2017-18	28-13	720-25.7	106-226	.469	38-94	.404	37-46	.804	12-44-56-2.0	45-0	74	48	0	11	287	10.3
<b>TOTAL</b>	<b>28-13</b>	<b>720-25.7</b>	<b>106-226</b>	<b>.469</b>	<b>38-94</b>	<b>.404</b>	<b>37-46</b>	<b>.804</b>	<b>12-44-56-2.0</b>	<b>45-0</b>	<b>74</b>	<b>48</b>	<b>0</b>	<b>11</b>	<b>287</b>	<b>10.3</b>





## Sacha Killeya-Jones

Sophomore • F • 6-10 • 221 lbs • Chapel Hill, N.C.  
Virginia Episcopal • Communication



### Bio Blast

- Pronunciation: SAH-shuh kuh-LEE-uh
- Missed Feb. 10 Texas A&M game to attend his grandfather's funeral and did not return to game action until Feb. 17 vs. Alabama
- Returned to the UK rotation vs. Virginia Tech after missing the Monmouth game with a sprained left ankle
- Was 4 of 4 from the field and scored a season-high nine points against Harvard. He also had two rebounds and two blocks in 18 minutes of action
- Played well against Kansas, notching career highs in rebounds (nine) and blocks (three)
- After the Vermont game, Calipari said of Killeya-Jones: "Sacha played his butt off today. You just saw him, the work that he's put in"
- Attended Great Britain's national training camp in August for FIBA EuroBasket 2017
- Made 15 appearances last season, but none after the Jan. 21 game vs South Carolina
- Scored 40 points, grabbed 31 rebounds and blocked 10 shots in his freshman season
- Posted 13 games with at least 20 points and 10 rebounds as a senior in high school

### Season Averages

Games played:	28
Minutes/game:	13.3
Points/game:	3.3
FG Pct:	60.3
3FG Pct:	0.0
FT Pct:	53.1
Rebounds/game:	3.0
Assists/game:	0.3
Turnovers/game:	0.6
Assist/turnover ratio:	0.4
Steals/game:	0.3
Blocks/game:	0.5

### Season Highs

Points	9, vs. HARVARD (12/02/17)
FG Made	4, twice, last vs. HARVARD (12/02/17)
FG Attempts	6, twice, last vs. ETSU (11/17/17)
3FG Made	
3FG Attempts	1, vs. TEXAS A&M (01/09/18)
FT Made	4, vs. VERMONT (11/12/17)
FT Attempts	4, vs. VERMONT (11/12/17)
Rebounds	9, vs. Kansas (11/14/17)
Assists	3, at LSU (01/03/18)
Steals	2, twice, last vs. UCLA (12/23/17)
Blocks	3, twice, last vs. ETSU (11/17/17)
Minutes	25, vs. ETSU (11/17/17)

### Career Highs

Points	12, vs. UT MARTIN (11/25/16)
FG Made	6, vs. UT MARTIN (11/25/16)
FG Attempts	8, vs. UT MARTIN (11/25/16)
3FG Made	
3FG Attempts	1, vs. TEXAS A&M (01/09/18)
FT Made	4, vs. VERMONT (11/12/17)
FT Attempts	5, vs. CLEVELAND STATE (11/23/16)
Rebounds	9, vs. Kansas (11/14/17)
Assists	3, at LSU (01/03/18)
Steals	2, twice, last vs. UCLA (12/23/17)
Blocks	3, twice, last vs. ETSU (11/17/17)
Minutes	25, vs. ETSU (11/17/17)

### Game-By-Game

Opponent	Date	gs	min	Total fg-fga	pct	3fg-fga	pct	Free throws ft-fta	pct	Rebounds off	def	tot	avg	pf	a	t/o	blk	stl	pts	avg
UTAH VALLEY	11/10/17	15	2-3	.667	0-0	.000	0-2	.000	2	0	2	2.0	4	0	1	1	1	1	4	4.0
VERMONT	11/12/17	18	1-2	.500	0-0	.000	4-4	1.000	2	2	4	3.0	0	0	0	0	0	0	6	5.0
vs #4/3 Kansas	11/14/17	23	4-6	.667	0-0	.000	0-3	.000	4	5	9	5.0	3	2	0	3	0	8	6.0	
ETSU	11/17/17	25	2-6	.333	0-0	.000	0-0	.000	6	2	8	5.8	3	1	3	3	2	4	5.5	
TROY	11/20/17	17	1-4	.250	0-0	.000	0-0	.000	1	3	4	5.4	1	1	0	0	0	2	4.8	
FORT WAYNE	11/22/17	10	2-4	.500	0-0	.000	0-0	.000	1	2	3	5.0	2	0	1	1	0	4	4.7	
UIC	11/26/17	12	1-2	.500	0-0	.000	0-0	.000	1	2	3	4.7	1	0	1	0	0	2	4.3	
HARVARD	12/2/17	18	4-4	1.000	0-0	.000	1-2	.500	0	2	2	4.4	0	0	0	2	0	9	4.9	
vs Monmouth	12/9/17	dnp																		
RV/RV VIRGINIA TECH	12/16/17	7	0-0	.000	0-0	.000	0-0	.000	0	1	1	4.0	2	0	0	0	0	0	4.3	
vs UCLA	12/23/17	6	0-1	.000	0-0	.000	2-2	1.000	2	1	3	3.9	3	0	0	0	0	2	4.1	
RV/RV LOUISVILLE	12/29/17	19	3-5	.600	0-0	.000	2-3	.667	2	2	4	3.9	4	0	0	0	0	8	4.5	
GEORGIA	12/31/17	21	0-1	.000	0-0	.000	0-0	.000	1	1	2	3.8	3	1	1	1	0	0	4.1	
at LSU	01/03/18	12	1-3	.333	0-0	.000	0-2	.000	2	3	5	3.8	0	3	1	0	0	2	3.9	
at #22/23 Tennessee	01/06/18	16	1-1	1.000	0-0	.000	2-2	1.000	1	2	3	3.8	4	0	1	0	0	4	3.9	
RV/RV TEXAS A&M	01/09/18	19	1-2	.500	0-1	.000	2-3	.667	3	2	5	3.9	2	0	0	0	0	4	3.9	
at Vanderbilt	01/13/18	15	2-2	1.000	0-0	.000	0-0	.000	1	1	2	3.8	3	0	0	1	1	4	3.9	
at South Carolina	01/16/18	19	2-2	1.000	0-0	.000	1-3	.333	0	3	3	3.7	4	0	1	1	0	5	4.0	
FLORIDA	01/20/18	12	3-3	1.000	0-0	.000	1-1	1.000	2	1	3	3.7	3	0	0	0	0	7	4.2	
MISSISSIPPI STATE	01/23/18	10	1-3	.333	0-0	.000	0-1	.000	2	1	3	3.6	0	0	1	0	0	2	4.1	
at #7/7 West Virginia	01/27/18	11	2-2	1.000	0-0	.000	0-0	.000	0	0	0	3.5	2	0	0	0	0	4	4.1	
VANDERBILT	01/30/18	12	1-1	1.000	0-0	.000	0-0	.000	1	2	3	3.4	3	0	1	0	1	0	2.4	
at Mizou	02/03/18	21	2-3	.667	0-0	.000	0-2	.000	2	2	4	3.5	4	0	1	0	1	0	4.0	
#15/14 TENNESSEE	02/06/18	5	0-0	.000	0-0	.000	2-2	1.000	0	1	1	3.3	2	0	1	0	0	2	3.9	
at Texas A&M	02/10/18	dnp																		
at #10/11 Auburn	02/14/18	dnp																		
RV/RV ALABAMA	02/17/18	5	0-0	.000	0-0	.000	0-0	.000	1	1	2	3.3	1	0	1	0	0	0	3.7	
at RV/RV Arkansas	02/20/18	7	1-2	.500	0-0	.000	0-0	.000	2	0	2	3.2	2	0	0	0	0	2	3.6	
RV/INR MISSOURI	02/24/18	5	0-0	.000	0-0	.000	0-0	.000	0	0	0	3.1	2	0	0	0	1	0	3.5	
OLE MISS	02/28/18	7	0-0	.000	0-0	.000	0-0	.000	0	2	2	3.1	0	0	1	1	0	0	3.4	
at RV/RV Florida	03/03/18	4	1-1	1.000	0-0	.000	0-0	.000	0	0	0	3.0	0	0	0	0	0	2	3.3	
Totals		0	371	38-63	.603	0-1	.000	17-32	.531	39	44	83	3.0	58	8	18	15	7	93	3.3

Games played: 28  
Minutes/game: 13.3  
Points/game: 3.3  
FG Pct: 60.3  
3FG Pct: 0.0  
FT Pct: 53.1

Rebounds/game: 3.0  
Assists/game: 0.3  
Turnovers/game: 0.6  
Assist/turnover ratio: 0.4  
Steals/game: 0.3  
Blocks/game: 0.5

### Superlatives

	Season Stats	Career Stats
10+ points	-	1
20+ points	-	-
3+ blocks	2	2
3+ steals	-	-
10+ rebounds	-	-
Double-doubles	-	-
Dunks	7	11

### Career Statistics

Year	GP-GS	Min-Avg	FG-FGA	Pct	3FG-FGA	Pct	FT-FTA	Pct	Off-Def-Tot-Avg	PF-FO	Ast	TO	Blk	Stl	Pts	Avg
2016-17	15-0	96-6.4	17-29	.586	0-0	.000	6-15	.400	12-19-31-2.1	19-0	2	7	10	1	40	2.7
2017-18	28-0	371-13.3	38-63	.603	0-1	.000	17-32	.531	39-44-83-3.0	58-0	8	18	15	7	93	3.3
TOTAL	43-0	467-10.9	55-92	.598	0-1	.000	23-47	.489	51-63-114-2.7	77-0	10	25	25	8	133	3.1



# Hamidou Diallo

3

RS-Freshman • G • 6-5 • 198 lbs • Queens, N.Y.  
Putnam Science Academy • Undeclared/Exploratory  
Studies in Agriculture



## Bio Blast

- Pronunciation: HA-muh-dew dee-AH-low
- Scored 10 or more points in 15 games
- UK's third-leading scorer with a 10.4 average (tied with PJ Washington)
- Hauled in at least three rebounds in 21 games
- Posted his first-career double-double in the SEC opener vs. Georgia
- SEC Freshman of the Week for Dec. 18 following 20-point, three-steal effort vs. Virginia Tech
- Preseason All-SEC pick by the media (first team) and the league's coaches (second team)
- Preseason watch list for three national player of the year awards: the Naismith Trophy, the Oscar Robertson Trophy and the Wooden Award
- On the preseason watch list for the Jerry West Award, presented annually by the Naismith Memorial Basketball Hall of Fame to the nation's top shooting guard
- Participated in the 2017 FIBA U19 World Cup with USA Basketball. Averaged 10.9 points and 3.9 rebounds in 18.4 minutes a game in seven games
- 2016-17 midyear enrollee. Joined UK in January from Putnam Science Academy in Connecticut
- Did not play in 2017-18 but became a key component in practice once he learned the system
- Tested the NBA Draft waters but decided to come back to school in May

## Season Averages

Games played:	31
Minutes/game:	25.2
Points/game:	10.4
FG Pct:	41.1
3FG Pct:	32.9
FT Pct:	61.9
Rebounds/game:	3.7
Assists/game:	1.3
Turnovers/game:	1.5
Assist/turnover ratio:	0.9
Steals/game:	0.8
Blocks/game:	0.3

## Season Highs

Points.....	23, vs. Monmouth (12/09/17)
FG Made.....	8, 3x, last vs. Monmouth (12/09/17)
FG Attempts.....	18, vs. UCLA (12/23/17)
3FG Made.....	4, vs. VIRGINIA TECH (12/16/17)
3FG Attempts.....	7, vs. VIRGINIA TECH (12/16/17)
FT Made.....	6, 3x, last vs. TEXAS A&M (01/09/18)
FT Attempts.....	10, vs. Monmouth (12/09/17)
Rebounds.....	10, twice, last vs. GEORGIA (12/31/17)
Assists.....	4, twice, last vs. UIC (11/26/17)
Steals.....	3, vs. VIRGINIA TECH (12/16/17)
Blocks.....	2, twice, last vs. MISSISSIPPI STATE (01/23/18)
Minutes.....	39, at Vanderbilt (01/13/18)

## Career Highs

Points.....	23, vs. Monmouth (12/09/17)
FG Made.....	8, 3x, last vs. Monmouth (12/09/17)
FG Attempts.....	18, vs. UCLA (12/23/17)
3FG Made.....	4, vs. VIRGINIA TECH (12/16/17)
3FG Attempts.....	7, vs. VIRGINIA TECH (12/16/17)
FT Made.....	6, 3x, last vs. TEXAS A&M (01/09/18)
FT Attempts.....	10, vs. Monmouth (12/09/17)
Rebounds.....	10, twice, last vs. GEORGIA (12/31/17)
Assists.....	4, twice, last vs. UIC (11/26/17)
Steals.....	3, vs. VIRGINIA TECH (12/16/17)
Blocks.....	2, twice, last vs. MISSISSIPPI STATE (01/23/18)
Minutes.....	39, at Vanderbilt (01/13/18)

## Game-By-Game

Opponent	Date	gs	min	Total		3-Pointers		Free throws		Rebounds			pf	t/o	blk	stl	pts	avg			
				fg	fga	pct	3fg	3fga	pct	ft	fta	pct							off	def	tot
UTAH VALLEY	11/10/17	*	25	8-16	.500	2-4	.500	0-0	.000	2	3	5	5.0	2	3	1	0	18	18.0		
VERMONT	11/12/17	*	30	6-13	.462	1-2	.500	3-4	.750	0	1	1	3.0	4	3	0	1	16	17.0		
vs #4/3 Kansas	11/14/17	*	30	4-11	.364	0-3	.000	6-7	.857	2	3	5	3.7	3	4	3	0	14	16.0		
ETSU	11/17/17	*	27	3-7	.429	0-1	.000	1-2	.500	0	4	4	3.8	2	0	2	1	7	13.8		
TROY	11/20/17	*	29	3-12	.250	0-1	.000	2-6	.333	3	7	10	5.0	3	1	2	0	8	12.6		
FORT WAYNE	11/22/17	*	28	3-7	.429	2-3	.667	0-0	.000	0	4	4	4.8	4	3	2	0	1	8	11.8	
UIC	11/26/17	*	26	8-11	.727	0-0	.000	3-3	1.000	1	2	3	4.6	3	4	3	0	1	19	19.2	
HARVARD	12/2/17	*	26	7-16	.438	0-3	.000	5-6	.833	1	5	6	4.8	2	2	1	0	2	19	13.6	
vs Monmouth	12/9/17	*	30	8-13	.615	1-2	.500	6-10	.600	1	3	4	4.7	2	1	1	0	2	23	14.7	
RV/RV VIRGINIA TECH	12/16/17	*	34	7-16	.438	4-7	.571	2-4	.500	2	3	5	4.7	2	2	3	0	3	20	15.2	
vs UCLA	12/23/17	*	29	7-18	.389	1-5	.200	3-5	.600	0	4	4	4.6	3	1	2	0	0	18	15.5	
RV/RV LOUISVILLE	12/29/17	*	29	5-11	.455	1-2	.500	3-6	.500	1	5	6	4.8	2	0	1	0	2	14	15.3	
GEORGIA	12/31/17	*	34	3-8	.375	0-1	.000	4-8	.500	3	7	10	5.2	3	0	0	0	1	10	14.9	
at LSU	01/03/18	*	22	3-8	.375	1-2	.500	0-0	.000	1	1	2	4.9	1	0	4	0	1	7	14.4	
at #22/23 Tennessee	01/06/18	*	16	2-5	.400	1-2	.500	0-0	.000	0	4	4	4.9	5	2	1	0	0	5	13.7	
RV/RV TEXAS A&M	01/09/18	*	34	6-9	.667	0-2	.000	6-9	.667	0	1	1	4.6	3	2	0	0	0	18	14.0	
at Vanderbilt	01/13/18	*	39	2-7	.286	1-2	.500	5-8	.625	1	2	3	4.5	4	1	1	2	0	10	13.8	
at South Carolina	01/16/18	*	25	1-5	.200	0-0	.000	3-6	.500	1	2	3	4.4	5	0	2	0	1	5	13.3	
FLORIDA	01/20/18	*	31	3-8	.375	1-4	.250	1-2	.500	1	5	6	4.5	2	3	2	1	1	8	13.0	
MISSISSIPPI STATE	01/23/18	*	27	3-8	.375	0-2	.000	0-1	.000	0	7	7	4.7	2	2	3	2	2	6	12.7	
at #7/7 West Virginia	01/27/18	*	25	4-8	.500	1-1	1.000	4-5	.800	1	2	3	4.6	3	2	2	0	0	13	12.7	
VANDERBILT	01/30/18	*	21	0-3	.000	0-1	.000	2-4	.500	0	1	1	4.4	0	1	0	0	0	2	12.2	
at Mizou	02/03/18	*	22	3-8	.375	0-2	.000	2-2	1.000	1	2	3	4.3	5	0	2	0	0	8	12.0	
#15/14 TENNESSEE	02/06/18	*	13	0-3	.000	0-2	.000	0-0	.000	0	0	0	4.2	2	0	2	0	0	0	11.5	
at Texas A&M	02/10/18	*	20	5-11	.455	1-4	.250	2-4	.500	1	1	2	4.1	4	0	0	0	0	13	11.6	
at #10/11 Auburn	02/14/18	*	16	1-5	.200	0-1	.000	1-3	.333	0	2	2	4.0	2	0	4	0	0	3	11.2	
RV/RV ALABAMA	02/17/18	*	15	3-9	.333	0-1	.000	2-2	1.000	1	3	4	4.0	1	0	1	0	0	8	11.1	
at RV/RV Arkansas	02/20/18	*	10	0-1	.000	0-1	.000	2-2	1.000	0	1	1	3.9	2	0	1	0	1	2	10.8	
RV/NR MISSOURI	02/24/18	*	25	4-10	.400	3-3	1.000	0-0	.000	0	2	2	3.8	2	2	0	1	1	11	10.8	
OLE MISS	02/28/18	*	20	3-6	.500	2-3	.667	1-2	.500	1	0	1	3.7	2	0	0	0	1	9	10.7	
at RV/RV Florida	03/03/18	*	23	0-7	.000	0-3	.000	1-2	.500	3	1	4	3.7	1	1	1	0	1	1	10.4	
Totals			31	781	115-280	.411	23-70	329	70-113	.619	28	88	116	3.7	81	40	47	8	25	323	10.4

Games played: 31	Rebounds/game: 3.7
Minutes/game: 25.2	Assists/game: 1.3
Points/game: 10.4	Turnovers/game: 1.5
FG Pct: 41.1	Assist/turnover ratio: 0.9
3FG Pct: 32.9	Steals/game: 0.8
FT Pct: 61.9	Blocks/game: 0.3

## Superlatives

Season Stats	Career Stats
10+ points	15
20+ points	2
3+ assists	6
3+ steals	1
10+ rebounds	2
Double-doubles	1
Dunks	14

## Career Statistics

Year	GP-GS	Min-Avg	FG-FGA	Pct	3FG-FGA	Pct	FT-FTA	Pct	Off-Def-Tot-Avg	PF-FO	Ast	TO	Blk	Stl	Pts	Avg
2017-18	31-31	781-25.2	115-280	.411	23-70	.329	70-113	.619	28-88-116-3.7	81-3	40	47	8	25	323	10.4
TOTAL	31-31	781-25.2	115-280	.411	23-70	.329	70-113	.619	28-88-116-3.7	81-3	40	47	8	25	323	10.4



## Nick Richards

# 4

Freshman • F • 6-11 • 240 lbs • Kingston, Jamaica  
The Patrick School • Undeclared/Exploratory  
Studies in Agriculture

### Bio Blast

- Tied with Wenyen Gabriel for the team lead with 32 blocks and is fourth on the team in rebounds with 153
- Scored in double figures seven times
- Had a breakout performance with his first double-double (25 points, 15 rebounds) vs. Fort Wayne
  - Became the third UK player in the Calipari era with 25 points and 15 rebounds in a game (Terrence Jones vs. Notre Dame, (12/8/10); DeMarcus Cousins vs. Sam Houston State, 11/19/09)
  - Going 9 of 10 from the field vs. Fort Wayne, he became the first UK player to shoot at least 90 percent from in a game (min. 10 FG att.) since Alex Poythress vs. Lafayette on Nov. 16, 2012
- Ranked in the top 20 by the major recruiting services, including 247Sports (No. 15), ESPN (No. 17), and Rivals (No. 17)
- Joined UK players Karl-Anthony Towns and Isaiah Briscoe as other future Wildcat high school stars to lead their teams to the New Jersey Tournament of Champions when he led The Patrick School to a 64-45 win as a senior
- Played at the same high school as former Wildcat Michael Kidd-Gilchrist
- 2017 Mr. New Jersey Basketball



### Season Averages

Games played:	31
Minutes/game:	16.2
Points/game:	5.8
FG Pct:	61.1
FT Pct:	73.1
Rebounds/game:	4.9
Assists/game:	0.3
Turnovers/game:	0.7
Assist/turnover ratio:	0.4
Steals/game:	0.1
Blocks/game:	1.0

### Season Highs

Points	25, vs. FORT WAYNE (11/22/17)
FG Made	9, vs. FORT WAYNE (11/22/17)
FG Attempts	10, vs. FORT WAYNE (11/22/17)
3FG Made	
3FG Attempts	
FT Made	7, vs. FORT WAYNE (11/22/17)
FT Attempts	7, twice, last vs. VANDERBILT (01/30/18)
Rebounds	15, vs. FORT WAYNE (11/22/17)
Assists	2, vs. UCLA (12/23/17)
Steals	1, 3x, last vs. OLE MISS (02/28/18)
Blocks	3, 4x, last vs. VIRGINIA TECH (12/16/17)
Minutes	26, 3x, last vs. TENNESSEE (02/06/18)

### Career Highs

Points	25, vs. FORT WAYNE (11/22/17)
FG Made	9, vs. FORT WAYNE (11/22/17)
FG Attempts	10, vs. FORT WAYNE (11/22/17)
3FG Made	
3FG Attempts	
FT Made	7, vs. FORT WAYNE (11/22/17)
FT Attempts	7, twice, last vs. VANDERBILT (01/30/18)
Rebounds	15, vs. FORT WAYNE (11/22/17)
Assists	2, vs. UCLA (12/23/17)
Steals	1, 3x, last vs. OLE MISS (02/28/18)
Blocks	3, 4x, last vs. VIRGINIA TECH (12/16/17)
Minutes	26, 3x, last vs. TENNESSEE (02/06/18)

### Game-By-Game

Opponent	Date	gs	min	Total		3-Pointers		Free Throws		Rebounds				pf	a	t/o	blk	stl	pts	avg
				fg-fga	pct	3fg-fga	pct	ft-fga	pct	off	def	tot	avg							
UTAH VALLEY	11/10/17	*	24	4-7	.571	0-0	.000	2-3	.667	2	1	3	3.0	3	0	2	3	1	10	10.0
VERMONT	11/12/17	*	13	1-2	.500	0-0	.000	0-0	.000	2	2	4	3.5	2	1	0	0	0	2	6.0
vs #4/3 Kansas	11/14/17	*	13	1-4	.250	0-0	.000	0-0	.000	2	7	9	5.3	3	0	3	1	0	2	4.7
ETSU	11/17/17	*	11	1-1	1.000	0-0	.000	0-1	.000	4	4	8	4.8	3	0	0	0	0	2	4.0
TROY	11/20/17	*	12	3-5	.600	0-0	.000	2-2	1.000	4	4	8	5.4	2	0	0	0	0	8	4.8
FORT WAYNE	11/22/17	*	26	9-10	.900	0-0	.000	7-7	1.000	5	10	15	7.0	4	1	1	2	0	25	8.2
UIC	11/26/17	*	22	4-6	.667	0-0	.000	3-5	.600	1	2	3	6.4	1	1	0	3	0	11	8.6
HARVARD	12/2/17	*	20	3-5	.600	0-0	.000	3-4	.750	2	5	7	6.5	3	1	0	3	0	9	8.6
vs Monmouth	12/9/17	*	18	5-7	.714	0-0	.000	0-0	.000	4	4	8	6.7	3	0	2	1	0	10	8.8
RV/IRV VIRGINIA TECH	12/16/17	*	22	3-5	.600	0-0	.000	2-4	.500	3	3	6	6.6	2	1	1	3	0	8	8.7
vs UCLA	12/23/17	*	26	3-5	.600	0-0	.000	1-2	.500	1	5	6	6.5	1	2	2	1	0	7	8.5
RV/IRV LOUISVILLE	12/29/17	*	17	1-4	.250	0-0	.000	2-2	1.000	2	4	6	6.5	2	0	0	2	0	4	8.2
GEORGIA	12/31/17	*	3	0-1	.000	0-0	.000	0-0	.000	0	0	0	6.0	2	0	1	0	0	0	7.5
at LSU	01/03/18	*	10	1-2	.500	0-0	.000	0-0	.000	0	1	1	5.6	1	0	0	0	0	2	7.1
at #22/23 Tennessee	01/06/18	*	24	4-4	1.000	0-0	.000	1-2	.500	2	6	8	5.8	1	0	0	1	0	9	7.3
RV/IRV TEXAS A&M	01/09/18	*	16	0-0	.000	0-0	.000	2-2	1.000	0	4	4	5.7	2	0	1	0	1	2	6.9
at Vanderbilt	01/13/18	*	12	2-2	1.000	0-0	.000	0-0	.000	0	3	3	5.5	3	0	1	2	0	4	6.8
at South Carolina	01/16/18	*	23	5-7	.714	0-0	.000	2-2	1.000	2	2	4	5.4	5	0	1	1	0	12	7.1
FLORIDA	01/20/18	*	20	2-3	.667	0-0	.000	4-6	.667	4	5	9	5.6	0	1	2	2	0	8	7.1
MISSISSIPPI STATE	01/23/18	*	11	0-1	.000	0-0	.000	0-0	.000	0	1	1	5.4	0	0	0	0	0	0	6.8
at #7/7 West Virginia	01/27/18	*	20	2-4	.500	0-0	.000	5-6	.833	2	6	8	5.5	4	0	2	1	0	9	6.9
VANDERBILT	01/30/18	*	12	2-5	.400	0-0	.000	6-7	.857	3	3	6	5.5	3	0	0	2	0	10	7.0
at Mizou	02/03/18	*	10	1-2	.500	0-0	.000	1-2	.500	0	2	2	5.4	2	0	1	0	0	3	6.8
#15/14 TENNESSEE	02/06/18	*	26	2-4	.500	0-0	.000	1-2	.500	2	6	8	5.5	2	0	1	1	0	5	6.8
at Texas A&M	02/10/18	*	14	1-3	.333	0-0	.000	0-0	.000	1	1	2	5.4	1	0	2	1	0	2	6.6
at #10/11 Auburn	02/14/18	*	13	2-2	1.000	0-0	.000	0-0	.000	1	4	5	5.3	2	0	0	1	0	4	6.5
RV/IRV ALABAMA	02/17/18	*	21	3-4	.750	0-0	.000	4-4	1.000	2	2	4	5.3	3	0	0	1	0	10	6.6
at RV/IRV Arkansas	02/20/18	*	7	0-0	.000	0-0	.000	1-2	.500	1	1	2	5.2	4	0	0	0	0	1	6.4
RV/IRV MISSOURI	02/24/18	*	9	0-0	.000	0-0	.000	0-0	.000	0	0	0	5.0	1	0	0	0	0	0	6.2
OLE MISS	02/28/18	*	7	0-1	.000	0-0	.000	0-0	.000	1	3	4	5.0	2	0	0	1	0	0	6.0
at RV/IRV Florida	03/03/18	*	19	1-2	.500	0-0	.000	0-2	.000	1	3	4	4.9	2	1	0	0	0	2	5.8
Totals			31	501	66-108	.611	0-0	49-67	.731	50	103	153	4.9	69	9	23	32	3	181	5.8

Games played: 31  
Minutes/game: 16.2  
Points/game: 5.8  
FG Pct: 61.1  
FT Pct: 73.1

Rebounds/game: 4.9  
Assists/game: 0.3  
Turnovers/game: 0.7  
Assist/turnover ratio: 0.4  
Steals/game: 0.1  
Blocks/game: 1.0

### Superlatives

Season Stats		Career Stats	
10+ points	7	10+ points	7
20+ points	1	20+ points	1
3+ blocks	4	3+ blocks	4
3+ steals	-	3+ steals	-
10+ rebounds	1	10+ rebounds	1
Double-doubles	1	Double-doubles	1
Dunks	27	Dunks	27

### Career Statistics

Year	GP-GS	Min-Avg	FG-FGA	Pct	3FG-FGA	Pct	FT-FTA	Pct	Off-Def-Tot-Avg	PF-FO	Ast	TO	Blk	Stl	Pts	Avg
2017-18	31-31	501-16.2	66-108	.611	0-0	.000	49-67	.731	50-103-153-4.9	69-1	9	23	32	3	181	5.8
TOTAL	31-31	501-16.2	66-108	.611	0-0	.000	49-67	.731	50-103-153-4.9	69-1	9	23	32	3	181	5.8



## Kevin Knox

# 5

Freshman • F • 6-9 • 215 lbs • Tampa, Fla.  
Tampa Catholic • Undeclared/Exploratory Studies in Agriculture

### Bio Blast

- SEC Co-Freshman of the Year, First Team All-SEC and SEC All-Freshman Team, as voted on by the league's coaches
- Leads the team in scoring (15.7 per game) and 3-pointers made (50)
- Has scored in double figures in all but six games, including team-high nine games with 20 or more
- Averaging 17.8 points per game over the last 12 games, scoring in double figures in all but one of those games
- Scored 20 or more points in three straight during UK's four-game winning streak to end February
- Has a team-best two double-doubles (tied with PJ Washington)
- Scored a career-high 34 points at West Virginia, including sinking a career-high five 3-pointers. It was the most points this season for a UK player and tied Malik Monk (at Ole Miss) for the most points by a freshman on the road in school history
- Named Citizen Naismith National Player of the Week, Oscar Robertson National Player of the Week (USBWA), Wayman Tisdale Freshman of the Week (USBWA) and SEC Freshman of the Week for the week of Jan. 29 for his performances vs. Mississippi State and West Virginia
- Preseason All-SEC pick by the league's coaches (first team) and media (second team)
- Midseason watch list for Naismith Trophy, Julius Erving Award and the Lute Olson All-America Team
- 2017 Mr. Florida Basketball scored 2,760 total points in his high-school career

### Season Averages

Games played:	31
Minutes/game:	32.3
Points/game:	15.7
FG Pct:	44.6
3FG Pct:	35.0
FT Pct:	77.2
Rebounds/game:	5.3
Assists/game:	1.4
Turnovers/game:	2.2
Assist/turnover ratio:	0.6
Steals/game:	0.9
Blocks/game:	0.2

### Season Highs

Points	34, at West Virginia (01/27/18)
FG Made	11, at West Virginia (01/27/18)
FG Attempts	18, at Arkansas (02/20/18)
3FG Made	5, at West Virginia (01/27/18)
3FG Attempts	8, 3x, last at Arkansas (02/20/18)
FT Made	8, twice, last vs. MIZZOU (02/24/18)
FT Attempts	10, twice, last at South Carolina (01/16/18)
Rebounds	11, at LSU (01/03/18)
Assists	4, 4x, last at Texas A&M (02/10/18)
Steals	4, vs. UTAH VALLEY (11/10/17)
Blocks	1, 7x, last vs. MIZZOU (02/24/18)
Minutes	40, vs. VANDERBILT (01/30/18)

### Career Highs

Points	34, at West Virginia (01/27/18)
FG Made	11, at West Virginia (01/27/18)
FG Attempts	18, at Arkansas (02/20/18)
3FG Made	5, at West Virginia (01/27/18)
3FG Attempts	8, 3x, last at Arkansas (02/20/18)
FT Made	8, twice, last vs. MIZZOU (02/24/18)
FT Attempts	10, twice, last at South Carolina (01/16/18)
Rebounds	11, at LSU (01/03/18)
Assists	4, 4x, last at Texas A&M (02/10/18)
Steals	4, vs. UTAH VALLEY (11/10/17)
Blocks	1, 7x, last vs. MIZZOU (02/24/18)
Minutes	40, vs. VANDERBILT (01/30/18)

### Game-By-Game

Opponent	Date	qs	min	Total		3-Pointers		Free throws		Rebounds			pf	a	t/o	blk	stl	pts	avg		
				fg-fga	pct	3fg-fga	pct	ft-fa	pct	off	def	tot								avg	
UTAH VALLEY	11/10/17	*	37	3-13	.231	1-4	.250	5-6	.833	2	4	6	6.0	3	4	2	1	4	12	12.0	
VERMONT	11/12/17	*	35	3-10	.300	1-4	.250	4-4	1.000	0	8	8	7.0	2	1	2	0	0	11	11.5	
vs #4/3 Kansas	11/14/17	*	37	8-13	.615	3-6	.500	1-2	.500	2	5	7	7.0	0	0	1	1	2	20	14.3	
ETSU	11/17/17	*	34	6-13	.462	4-7	.571	1-4	.250	0	10	10	7.8	3	2	6	1	0	17	15.0	
TROY	11/20/17	*	35	7-12	.583	1-3	.333	2-5	.400	1	4	5	7.2	2	1	2	0	1	17	15.4	
FORT WAYNE	11/22/17	*	35	4-10	.400	1-3	.333	2-2	1.000	0	2	2	6.3	1	3	1	0	0	11	14.7	
UIC	11/26/17	*	33	9-13	.692	0-4	.000	7-10	.700	0	2	2	5.7	1	1	2	1	1	25	16.1	
HARVARD	12/2/17	*	36	7-13	.538	2-7	.286	4-4	1.000	2	5	7	5.9	2	1	3	1	0	11	14.7	
vs Monmouth	12/9/17	*	31	1-9	.111	1-5	.200	1-2	.500	1	4	5	5.8	2	4	7	0	1	4	15.2	
RV/RV VIRGINIA TECH	12/16/17	*	35	7-15	.467	2-5	.400	5-6	.833	2	3	5	5.7	2	4	2	0	1	21	15.8	
vs UCLA	12/23/17	*	35	6-12	.500	2-5	.400	1-2	.500	0	5	5	5.6	4	3	4	0	2	15	15.7	
RV/RV LOUISVILLE	12/29/17	*	17	2-8	.250	0-3	.000	4-5	.800	0	7	7	5.8	5	0	2	0	0	8	15.1	
GEORGIA	12/31/17	*	28	2-10	.200	1-4	.250	2-3	.667	1	3	4	5.6	3	3	1	0	1	7	14.5	
at LSU	01/03/18	*	35	7-12	.583	2-3	.667	0-0	.000	2	9	11	6.0	1	1	2	0	0	16	14.6	
at #22/23 Tennessee	01/06/18	*	31	1-9	.111	0-5	.000	4-4	1.000	0	5	5	5.9	4	0	2	1	0	6	14.0	
RV/RV TEXAS A&M	01/09/18	*	25	5-5	1.000	2-2	1.000	3-4	.750	0	2	2	5.7	2	0	4	0	0	15	14.1	
at Vanderbilt	01/13/18	*	28	5-9	.556	0-2	.000	7-7	1.000	1	3	4	5.6	2	1	1	0	1	17	14.2	
at South Carolina	01/16/18	*	39	6-16	.375	1-8	.125	8-10	.800	1	7	8	5.7	3	2	1	0	2	21	14.6	
FLORIDA	01/20/18	*	29	4-10	.400	1-4	.250	0-0	.000	0	4	4	5.6	3	1	3	0	1	9	14.3	
MISSISSIPPI STATE	01/23/18	*	36	5-6	.833	4-4	1.000	5-6	.833	1	5	6	5.7	1	1	4	0	2	19	14.6	
at #7/7 West Virginia	01/27/18	*	35	11-17	.647	5-8	.625	7-8	.875	4	3	7	5.7	1	0	1	0	0	34	15.5	
VANDERBILT	01/30/18	*	40	6-15	.400	2-6	.333	4-7	.571	1	7	8	5.8	2	0	1	0	1	18	15.6	
at Mizzou	02/03/18	*	25	2-6	.333	0-2	.000	1-3	.333	2	1	3	5.7	3	1	2	0	0	5	15.1	
#15/14 TENNESSEE	02/06/18	*	37	3-11	.273	0-3	.000	4-5	.800	0	3	3	5.6	0	1	0	0	1	10	14.9	
at Texas A&M	02/10/18	*	36	7-15	.467	3-5	.600	1-1	1.000	0	5	5	5.6	2	4	1	0	0	18	15.0	
at #10/11 Auburn	02/14/18	*	35	7-13	.538	3-7	.429	2-3	.667	0	5	5	5.5	2	1	2	0	0	19	15.1	
RV/RV ALABAMA	02/17/18	*	25	4-10	.400	1-3	.333	4-4	1.000	3	2	5	5.5	3	1	0	0	0	13	15.2	
at RV/RV Arkansas	02/20/18	*	38	8-18	.444	3-8	.375	4-5	.800	1	6	7	5.6	0	1	3	0	2	23	15.4	
RV/RV MIZZOU	02/24/18	*	24	6-13	.462	1-3	.333	8-8	1.000	1	0	1	5.4	4	0	2	1	1	21	15.6	
OLE MISS	02/28/18	*	31	7-17	.412	2-5	.400	6-8	.750	0	4	4	5.4	2	1	3	0	1	22	15.8	
at RV/RV Florida	03/03/18	*	28	3-10	.300	1-5	.200	5-7	.714	1	3	4	5.3	2	0	1	0	1	12	15.7	
Totals			31	1001	162-363	.446	50-143	.350	112-145	.772	29	136	165	5.3	67	43	68	7	28	486	15.7

Games played:	31
Minutes/game:	32.3
Points/game:	15.7
FG Pct:	44.6
3FG Pct:	35.0
FT Pct:	77.2

Rebounds/game:	5.3
Assists/game:	1.4
Turnovers/game:	2.2
Assist/turnover ratio:	0.6
Steals/game:	0.9
Blocks/game:	0.2

### Superlatives

#### Season Stats

10+ points	25
20+ points	9
3+ assists	7
3+ steals	1
10+ rebounds	2
Double-doubles	2
Dunks	18

#### Career Stats

10+ points	25
20+ points	9
3+ assists	7
3+ steals	1
10+ rebounds	2
Double-doubles	2
Dunks	18

### Career Statistics

Year	GP-GS	Min-Avg	FG-FGA	Pct	3FG-FGA	Pct	FT-FTA	Pct	Off-Def-Tot-Avg	PF-FO	Ast	TO	Blk	Stl	Pts	Avg
2017-18	31-31	1001-32.3	162-363	.446	50-143	.350	112-145	.772	29-136-165-5.3	67-1	43	68	7	28	486	15.7
TOTAL	31-31	1001-32.3	162-363	.446	50-143	.350	112-145	.772	29-136-165-5.3	67-1	43	68	7	28	486	15.7

## Jonny David

# 10

Junior • G • 6-2 • 183 lbs • Pittsburgh  
Mt. Lebanon • Kinesiology



### Bio Blast

- Logged his first action of the season against Fort Wayne and UIC
- Played in all three exhibition games, scoring against Thomas More
- Appeared in seven games as a sophomore, totaling five points
- Appeared in 11 games during his freshman campaign
- SEC Academic Honor Roll member the past two years
- Dean's List in fall 2016
- 1,000-point scorer in high school
- His father was a letterwinner at the University of Pittsburgh while head coach John Calipari was an assistant coach

### Season Averages

Games played	5
Minutes/game	0.8
Points/game	
FG Pct.	
3FG Pct.	
FT Pct.	
Rebounds/game	
Assists/game	
Turnovers/game	0.4
Assist/turnover ratio	
Steals/game	
Blocks/game	

### Season Highs

Points	
FG Made	
FG Attempts	
3FG Made	
3FG Attempts	
FT Made	
FT Attempts	
Rebounds	
Assists	
Steals	
Blocks	
Minutes	2, vs. UIC (11/26/17)

### Career Highs

Points	5, vs. TEXAS A&M (1/3/17)
FG Made	1, vs. TEXAS A&M (1/3/17)
FG Attempts	1, four times, last vs. TEXAS A&M (1/3/17)
3FG Made	1, vs. TEXAS A&M (1/3/17)
3FG Attempts	1, three times, last vs. TEXAS A&M (1/3/17)
FT Made	2, twice, last vs. TEXAS A&M (1/3/17)
FT Attempts	2, three times, last vs. TEXAS A&M (1/3/17)
Rebounds	
Assists	
Steals	
Blocks	
Minutes	3, vs. CLEVELAND ST. (11/23/16)

### Game-By-Game

Opponent	Date	gs	min	Total		3-Pointers		Free throws		Rebounds			pf	a	t/o	blk	stl	pts	avg	
				fg-fga	pct	3fg-fga	pct	ft-fta	pct	off	def	tot								avg
UTAH VALLEY	11/10/17	dnp	-	-	-	-	-	-	-	-	-	-	-	-	-	-	-	-	-	
VERMONT	11/12/17	dnp	-	-	-	-	-	-	-	-	-	-	-	-	-	-	-	-	-	
vs #4/3 Kansas	11/14/17	dnp	-	-	-	-	-	-	-	-	-	-	-	-	-	-	-	-	-	
ETSU	11/17/17	dnp	-	-	-	-	-	-	-	-	-	-	-	-	-	-	-	-	-	
TROY	11/20/17	dnp	-	-	-	-	-	-	-	-	-	-	-	-	-	-	-	-	-	
FORT WAYNE	11/22/17	1	0-0	.000	0-0	.000	0-0	.000	0-0	.000	0	0	0	0.0	0	0	0	0	0.0	
UIC	11/26/17	2	0-0	.000	0-0	.000	0-0	.000	0-0	.000	0	0	0	0.0	1	0	2	0	0.0	
HARVARD	12/2/17	dnp	-	-	-	-	-	-	-	-	-	-	-	-	-	-	-	-	-	
vs Monmouth	12/9/17	0	0-0	.000	0-0	.000	0-0	.000	0-0	.000	0	0	0	0.0	0	0	0	0	0.0	
RV/RV VIRGINIA TECH	12/16/17	dnp	-	-	-	-	-	-	-	-	-	-	-	-	-	-	-	-	-	
vs UCLA	12/23/17	dnp	-	-	-	-	-	-	-	-	-	-	-	-	-	-	-	-	-	
RV/RV LOUISVILLE	12/29/17	1	0-0	.000	0-0	.000	0-0	.000	0-0	.000	0	0	0	0.0	0	0	0	0	0.0	
GEORGIA	12/31/17	dnp	-	-	-	-	-	-	-	-	-	-	-	-	-	-	-	-	-	
at LSU	01/03/18	dnp	-	-	-	-	-	-	-	-	-	-	-	-	-	-	-	-	-	
at #22/23 Tennessee	01/06/18	dnp	-	-	-	-	-	-	-	-	-	-	-	-	-	-	-	-	-	
RV/RV TEXAS A&M	01/09/18	dnp	-	-	-	-	-	-	-	-	-	-	-	-	-	-	-	-	-	
at Vanderbilt	01/13/18	dnp	-	-	-	-	-	-	-	-	-	-	-	-	-	-	-	-	-	
at South Carolina	01/16/18	dnp	-	-	-	-	-	-	-	-	-	-	-	-	-	-	-	-	-	
FLORIDA	01/20/18	dnp	-	-	-	-	-	-	-	-	-	-	-	-	-	-	-	-	-	
MISSISSIPPI STATE	01/23/18	dnp	-	-	-	-	-	-	-	-	-	-	-	-	-	-	-	-	-	
at #7/7 West Virginia	01/27/18	dnp	-	-	-	-	-	-	-	-	-	-	-	-	-	-	-	-	-	
VANDERBILT	01/30/18	dnp	-	-	-	-	-	-	-	-	-	-	-	-	-	-	-	-	-	
at Mizzou	02/03/18	dnp	-	-	-	-	-	-	-	-	-	-	-	-	-	-	-	-	-	
#15/14 TENNESSEE	02/06/18	dnp	-	-	-	-	-	-	-	-	-	-	-	-	-	-	-	-	-	
at Texas A&M	02/10/18	dnp	-	-	-	-	-	-	-	-	-	-	-	-	-	-	-	-	-	
at #10/11 Auburn	02/14/18	dnp	-	-	-	-	-	-	-	-	-	-	-	-	-	-	-	-	-	
RV/RV ALABAMA	02/17/18	dnp	-	-	-	-	-	-	-	-	-	-	-	-	-	-	-	-	-	
at RV/RV Arkansas	02/20/18	dnp	-	-	-	-	-	-	-	-	-	-	-	-	-	-	-	-	-	
RV/NR MIZZOU	02/24/18	0	0-0	.000	0-0	.000	0-0	.000	0-0	.000	0	0	0	0.0	0	0	0	0	0.0	
OLE MISS	02/28/18	dnp	-	-	-	-	-	-	-	-	-	-	-	-	-	-	-	-	-	
at RV/RV Florida	03/03/18	dnp	-	-	-	-	-	-	-	-	-	-	-	-	-	-	-	-	-	
Totals		0	4	0-0	.000	0-0	.000	0-0	.000	0-0	.000	0	0	0	0.0	1	0	2	0	0.0

Games played: 5  
Minutes/game: 0.8

Turnovers/game: 0.4

### Superlatives

Season Stats	Career Stats
10+ points	-
20+ points	-
3+ assists	-
3+ steals	-
10+ rebounds	-
Double-doubles	-
Dunks	-

### Career Statistics

Year	GP-GS	Min-Avg	FG-FGA	Pct	3FG-FGA	Pct	FT-FTA	Pct	Off-Def-Tot-Avg	PF-FO	Ast	TO	Blk	Stl	Pts	Avg
2015-16	11-0	11-1.0	0-2	.00	0-2	.000	2-2	1.000	0-0-0-0.0	1-0	0	1	0	0	2	0.2
2016-17	7-0	11-1.6	1-2	.500	1-1	1.000	2-4	.500	0-0-0-0.0	0-0	0	3	0	0	5	0.7
2017-18	5-0	4-0.8	0-0	.000	0-0	.000	0-0	.000	0-0-0-0.0	1-0	0	2	0	0	0	0.0
TOTAL	23-0	26-1.1	1-4	.250	1-3	.333	4-6	.667	0-0-0-0.0	2-0	0	6	0	0	7	0.3



# Brad Calipari

12

Sophomore • G • 6-0 • 176 lbs • Franklin Lakes, N.J.  
MacDuffie School • Pre-Marketing



## Bio Blast

- Pronunciation: cal-uh-PEAR-ee
- Hiit his first 3-pointer of the season against Missouri in Rupp Arena
- Has played limited minutes in 10 games this season, but did see significant action in both games vs. Texas A&M and at South Carolina
- Notched an assist at the end of the game vs. Louisville
- Played in all three exhibition games, scoring a 3-pointer against Centre College
- Part of an international basketball trip with Global Sports Academy in Croatia
- Averaged 14.3 points, 6.5 assists and 3.3 rebounds a game in four games on the trip
- Played in 15 games scoring eight points as a freshman
- Spent two seasons at MacDuffie after starting his high-school career at Lexington Christian Academy
- Developed into a sharpshooter during his final season at MacDuffie, where he shot a team-high 47 percent from behind the 3-point line
- Averaged 15.3 points, 3.6 assists and 2.6 rebounds per game as a senior

## Season Averages

Games played	10
Minutes/game	2.7
Points/game	0.3
FG Pct	14.3
3FG Pct	14.3
FT Pct	
Rebounds/game	0.2
Assists/game	0.1
Turnovers/game	0.2
Assist/turnover ratio	0.5
Blocks/game	

## Season Highs

Points	3, vs. MIZZOU (02/24/18)
FG Made	1, vs. MIZZOU (02/24/18)
FG Attempts	2, vs. MIZZOU (02/24/18)
3FG Made	1, vs. MIZZOU (02/24/18)
3FG Attempts	2, vs. MIZZOU (02/24/18)
FT Made	
FT Attempts	
Rebounds	1, twice, last at Texas A&M (02/10/18)
Assists	1, vs. LOUISVILLE (12/29/17)
Steals	
Blocks	
Minutes	6, last vs. Monmouth (12/09/17)

## Career Highs

Points	3, 3x, last vs. MIZZOU (02/24/18)
FG Made	1, 3x, last vs. MIZZOU (02/24/18)
FG Attempts	3, twice, last vs. Arizona St. (11/28/16)
3FG Made	1, 3x, last vs. MIZZOU (02/24/18)
3FG Attempts	3, vs. CLEVELAND ST. (11/23/16)
FT Made	2, vs. CANISIUS (11/13/16)
FT Attempts	3, vs. CANISIUS (11/13/16)
Rebounds	1, 5x, last at Texas A&M (02/10/18)
Assists	1, twice, last vs. LOUISVILLE (12/29/17)
Steals	
Blocks	1, vs. CLEVELAND ST. (11/23/16)
Minutes	8, vs. CLEVELAND ST. (11/23/16)

## Game-By-Game

Opponent	Date	gs	min	Total		3-Pointers		Free throws		Rebounds				pf	a	t/o	blk	stl	pts	avg
				fg-fga	pct	3fg-fga	pct	ft-fa	pct	off	def	tot	avg							
UTAH VALLEY	11/10/17	dnp	-	-	-	-	-	-	-	-	-	-	-	-	-	-	-	-	-	-
VERMONT	11/12/17	dnp	-	-	-	-	-	-	-	-	-	-	-	-	-	-	-	-	-	-
vs #4/3 Kansas	11/14/17	dnp	-	-	-	-	-	-	-	-	-	-	-	-	-	-	-	-	-	-
ETSU	11/17/17	dnp	-	-	-	-	-	-	-	-	-	-	-	-	-	-	-	-	-	-
TROY	11/20/17	2	0-0	.000	0-0	.000	0-0	.000	0-0	0	0	0	0.0	0	0	0	0	0	0	0.0
FORT WAYNE	11/22/17	3	0-1	.000	0-1	.000	0-0	.000	0-0	0	0	0	0.0	0	0	1	0	0	0	0.0
UIC	11/26/17	3	0-1	.000	0-1	.000	0-0	.000	0-0	0	0	0	0.0	0	0	0	0	0	0	0.0
HARVARD	12/2/17	dnp	-	-	-	-	-	-	-	-	-	-	-	-	-	-	-	-	-	-
vs Monmouth	12/9/17	6	0-1	.000	0-1	.000	0-0	.000	0-0	0	1	1	0.3	0	0	0	0	0	0	0.0
RV/RV VIRGINIA TECH	12/16/17	dnp	-	-	-	-	-	-	-	-	-	-	-	-	-	-	-	-	-	-
vs UCLA	12/23/17	dnp	-	-	-	-	-	-	-	-	-	-	-	-	-	-	-	-	-	-
RV/RV LOUISVILLE	12/29/17	2	0-0	.000	0-0	.000	0-0	.000	0-0	0	0	0	0.2	0	1	0	0	0	0	0.0
GEORGIA	12/31/17	dnp	-	-	-	-	-	-	-	-	-	-	-	-	-	-	-	-	-	-
at LSU	01/03/18	dnp	-	-	-	-	-	-	-	-	-	-	-	-	-	-	-	-	-	-
at #22/23 Tennessee	01/06/18	dnp	-	-	-	-	-	-	-	-	-	-	-	-	-	-	-	-	-	-
RV/RV TEXAS A&M	01/09/18	3	0-1	.000	0-1	.000	0-0	.000	0-0	0	0	0	0.2	0	0	0	0	0	0	0.0
at Vanderbilt	01/13/18	dnp	-	-	-	-	-	-	-	-	-	-	-	-	-	-	-	-	-	-
at South Carolina	01/16/18	4	0-1	.000	0-1	.000	0-0	.000	0-0	0	0	0	0.1	0	0	0	0	0	0	0.0
FLORIDA	01/20/18	dnp	-	-	-	-	-	-	-	-	-	-	-	-	-	-	-	-	-	-
MISSISSIPPI STATE	01/23/18	dnp	-	-	-	-	-	-	-	-	-	-	-	-	-	-	-	-	-	-
at #7/7 West Virginia	01/27/18	dnp	-	-	-	-	-	-	-	-	-	-	-	-	-	-	-	-	-	-
VANDERBILT	01/30/18	dnp	-	-	-	-	-	-	-	-	-	-	-	-	-	-	-	-	-	-
at Mizzou	02/03/18	dnp	-	-	-	-	-	-	-	-	-	-	-	-	-	-	-	-	-	-
#15/14 TENNESSEE	02/06/18	dnp	-	-	-	-	-	-	-	-	-	-	-	-	-	-	-	-	-	-
at Texas A&M	02/10/18	2	0-0	.000	0-0	.000	0-0	.000	0-0	0	1	1	0.3	0	0	0	0	0	0	0.0
at #10/11 Auburn	02/14/18	dnp	-	-	-	-	-	-	-	-	-	-	-	-	-	-	-	-	-	-
RV/RV ALABAMA	02/17/18	dnp	-	-	-	-	-	-	-	-	-	-	-	-	-	-	-	-	-	-
at RV/RV Arkansas	02/20/18	dnp	-	-	-	-	-	-	-	-	-	-	-	-	-	-	-	-	-	-
RV/NR MIZZOU	02/24/18	1	1-2	.500	1-2	.500	0-0	.000	0-0	0	0	0	0.2	0	0	0	0	0	3	0.3
OLE MISS	02/28/18	1	0-0	.000	0-0	.000	0-0	.000	0-0	0	0	0	0.2	0	0	1	0	0	0	0.3
at RV/RV Florida	03/03/18	dnp	-	-	-	-	-	-	-	-	-	-	-	-	-	-	-	-	-	-
Totals		0	27	1-7	.143	1-7	.143	0-0	.000	0	2	2	0.2	0	1	2	0	0	3	0.3

Games played: 10	Rebounds/game: 0.2
Minutes/game: 2.7	Assists/game: 0.1
Points/game: 0.3	Turnovers/game: 0.2
FG Pct: 14.3	Assist/turnover ratio: 0.5
3FG Pct: 14.3	

## Superlatives

Season Stats	Career Stats
10+ points	-
20+ points	-
3+ assists	-
3+ steals	-
10+ rebounds	-
Double-doubles	-
Dunks	-

## Career Statistics

Year	GP-GS	Min-Avg	FG-FGA	Pct	3FG-FGA	Pct	FT-FTA	Pct	Off-Def-Tot-Avg	PF-FO	Ast	TO	Blk	Stl	Pts	Avg
2016-17	15-0	45-3.0	2-13	.154	2-12	.167	2-5	.400	1-2-3-0.2	3-0	1	2	1	0	8	0.5
2017-18	10-0	27-2.7	1-7	.143	1-7	.143	0-0	.000	0-2-2-0.2	0-0	1	2	0	0	3	0.3
TOTAL	25-0	72-2.9	3-20	.150	3-19	.158	2-5	.400	1-4-5-0.2	3-0	2	4	1	0	11	0.4

## Jemarl Baker

# 13

Freshman • G • 6-4 • 182 lbs • Menifee, Calif.  
Eleanor Roosevelt • Undeclared/Exploratory Studies in Arts and Sciences



### Bio Blast

- Pronunciation: like Jamal
- Underwent left knee surgery at the end of October. Has begun working out but no timetable has been set for his return
- Considered one of the premier shooters in the country whose range extends well beyond the college 3-point arc
- A consensus four-star prospect ranked among the top 100
- Averaged 17.1 points, 4.1 assists and 3.5 rebounds per game as a senior
- Led Roosevelt to its first-ever state title
- Honor-roll student in high school

### Season Averages

Games played .....	
Minutes/game .....	
Points/game .....	
FG Pct .....	
3FG Pct .....	
FT Pct .....	
Rebounds/game .....	
Assists/game.....	
Turnovers/game .....	
Assist/turnover ratio .....	
Blocks/game: .....	

### Season Highs

Points.....	
FG Made .....	
FG Attempts .....	
3FG Made.....	
3FG Attempts .....	
FT Made.....	
FT Attempts.....	
Rebounds .....	
Assists.....	
Steals .....	
Blocks .....	
Minutes .....	

### Career Highs

Points.....	
FG Made .....	
FG Attempts .....	
3FG Made .....	
3FG Attempts .....	
FT Made.....	
FT Attempts.....	
Rebounds .....	
Assists.....	
Steals .....	
Blocks .....	
Minutes .....	

### Game-By-Game

### Superlatives

Season Stats		Career Stats	
10+ points	-	10+ points	-
20+ points	-	20+ points	-
3+ assists	-	3+ assists	-
3+ steals	-	3+ steals	-
10+ rebounds	-	10+ rebounds	-
Double-doubles	-	Double-doubles	-
Dunks	-	Dunks	-

### Career Statistics

Year	GP-GS	Min-Avg	FG-FGA	Pct	3FG-FGA	Pct	FT-FTA	Pct	Off-Def-Tot-Avg	PF-FO	Ast	TO	Blk	Stl	Pts	Avg
2017-18																
<b>TOTAL</b>																

## Tai Wynyard

# 14

RS-Sophomore • F • 6-10 • 250 lbs • Auckland, New Zealand  
Rangitoto College • Undergraduate Studies



### Bio Blast

- Pronunciation: tie WIN-yard
- Suspended from team-related activities for a violation of team rules until further notice
- Appeared in seven games in a row between Nov. 14 and Dec. 9. Hasn't played since Dec. 31 because of a back injury and is expected to miss the rest of the season due to the injury
- Played well in a season-high 12 minutes vs. Monmouth, trying his career high with four points while grabbing a career-high six boards. After the game, Calipari said of Wynyard: "One guy's misery is another guy's opportunity, and Tai was ready for his chance"
- Suited up for New Zealand at the 2017 FIBA U19 World Cup
- Averaged team highs in points (13.8) and rebounds (9.2) in six games for the Junior Tall Blacks
- Made 15 appearances in his redshirt freshman campaign
- Scored 11 points, had 13 rebounds and three blocks, while averaging 3.6 minutes a game
- Redshirted after enrolling midyear during the 2015-16 season
- Played for the New Zealand National Team in the FIBA 3-on-3 World Championships for a second-straight year this summer

### Season Averages

Games played	8
Minutes/game	5.4
Points/game	1.0
FG Pct	42.9
3FG Pct	
FT Pct	100.0
Rebounds/game	1.8
Assists/game	
Turnovers/game	0.4
Steals/game	0.4
Blocks/game	0.1

### Season Highs

Points	4, twice, last vs. Monmouth (12/09/17)
FG Made	2, vs. UIC (11/26/17)
FG Attempts	2, twice, last vs. UIC (11/26/17)
3FG Made	
3FG Attempts	
FT Made	2, vs. Monmouth (12/09/17)
FT Attempts	2, vs. Monmouth (12/09/17)
Rebounds	6, vs. Monmouth (12/09/17)
Assists	
Steals	2, vs. Monmouth (12/09/17)
Blocks	1, vs. ETSU (11/17/17)
Minutes	12, vs. Monmouth (12/09/17)

### Career Highs

Points	4, 3x, last vs. Monmouth (12/09/17)
FG Made	2, twice, last vs. UIC (11/26/17)
FG Attempts	2, 3x, last vs. UIC (11/26/17)
3FG Made	
3FG Attempts	
FT Made	2, vs. Monmouth (12/09/17)
FT Attempts	2, twice, last vs. Monmouth (12/09/17)
Rebounds	6, vs. Monmouth (12/09/17)
Assists	1, vs. UT MARTIN (11/25/16)
Steals	2, vs. Monmouth (12/09/17)
Blocks	1, four times, last vs. ETSU (11/17/17)
Minutes	12, twice, last vs. Monmouth (12/09/17)

### Game-By-Game

Opponent	Date	gs	min	Total		3-Pointers		Free throws		Rebounds				pf	a	t/o	blk	stl	pts	avg		
				fg-fga	pct	3fg-fga	pct	ft-fa	pct	off	def	tot	avg									
UTAH VALLEY	11/10/17		dnp	-	-	-	-	-	-	-	-	-	-	-	-	-	-	-	-	-		
VERMONT	11/12/17		dnp	-	-	-	-	-	-	-	-	-	-	-	-	-	-	-	-	-		
vs #4/3 Kansas	11/14/17	7		0-1	.000	0-0	.000	0-0	.000	0	0	0	0.0	1	0	0	0	0	0	0.0		
ETSU	11/17/17	3		0-0	.000	0-0	.000	0-0	.000	0	1	1	0.5	1	0	0	1	0	0	0.0		
TROY	11/20/17	3		0-2	.000	0-0	.000	0-0	.000	2	1	3	1.3	0	0	0	0	0	0	0.0		
FORT WAYNE	11/22/17	4		0-0	.000	0-0	.000	0-0	.000	0	0	0	1.0	1	0	1	0	0	0	0.0		
UIC	11/26/17	5		2-2	1.000	0-0	.000	0-0	.000	1	2	3	1.4	1	0	0	0	0	4	0.8		
HARVARD	12/2/17	2		0-0	.000	0-0	.000	0-0	.000	0	0	0	1.2	0	0	0	0	0	0	0.7		
vs Monmouth	12/9/17	12		1-1	1.000	0-0	.000	2-2	1.000	2	4	6	1.9	3	0	2	0	2	4	1.1		
RV/RV VIRGINIA TECH	12/16/17		dnp	-	-	-	-	-	-	-	-	-	-	-	-	-	-	-	-	-		
vs UCLA	12/23/17		dnp	-	-	-	-	-	-	-	-	-	-	-	-	-	-	-	-	-		
RV/RV LOUISVILLE	12/29/17		dnp	-	-	-	-	-	-	-	-	-	-	-	-	-	-	-	-	-		
GEORGIA	12/31/17	7		0-1	.000	0-0	.000	0-0	.000	1	0	1	1.8	1	0	0	0	1	0	1.0		
at LSU	01/03/18		dnp	-	-	-	-	-	-	-	-	-	-	-	-	-	-	-	-	-		
at #22/23 Tennessee	01/06/18		dnp	-	-	-	-	-	-	-	-	-	-	-	-	-	-	-	-	-		
RV/RV TEXAS A&M	01/09/18		dnp	-	-	-	-	-	-	-	-	-	-	-	-	-	-	-	-	-		
at Vanderbilt	01/13/18		dnp	-	-	-	-	-	-	-	-	-	-	-	-	-	-	-	-	-		
at South Carolina	01/16/18		dnp	-	-	-	-	-	-	-	-	-	-	-	-	-	-	-	-	-		
FLORIDA	01/20/18		dnp	-	-	-	-	-	-	-	-	-	-	-	-	-	-	-	-	-		
MISSISSIPPI STATE	01/23/18		dnp	-	-	-	-	-	-	-	-	-	-	-	-	-	-	-	-	-		
at #7/7 West Virginia	01/27/18		dnp	-	-	-	-	-	-	-	-	-	-	-	-	-	-	-	-	-		
VANDERBILT	01/30/18		dnp	-	-	-	-	-	-	-	-	-	-	-	-	-	-	-	-	-		
at Mizzou	02/03/18		dnp	-	-	-	-	-	-	-	-	-	-	-	-	-	-	-	-	-		
#15/14 TENNESSEE	02/06/18		dnp	-	-	-	-	-	-	-	-	-	-	-	-	-	-	-	-	-		
at Texas A&M	02/10/18		dnp	-	-	-	-	-	-	-	-	-	-	-	-	-	-	-	-	-		
at #10/11 Auburn	02/14/18		dnp	-	-	-	-	-	-	-	-	-	-	-	-	-	-	-	-	-		
RV/RV ALABAMA	02/17/18		dnp	-	-	-	-	-	-	-	-	-	-	-	-	-	-	-	-	-		
at RV/RV Arkansas	02/20/18		dnp	-	-	-	-	-	-	-	-	-	-	-	-	-	-	-	-	-		
RV/NR MIZZOU	02/24/18		dnp	-	-	-	-	-	-	-	-	-	-	-	-	-	-	-	-	-		
OLE MISS	02/28/18		dnp	-	-	-	-	-	-	-	-	-	-	-	-	-	-	-	-	-		
at RV/RV Florida	03/03/18		dnp	-	-	-	-	-	-	-	-	-	-	-	-	-	-	-	-	-		
<b>Totals</b>				0	43	3-7	.429	0-0	.000	2-2	1.000	6	8	14	1.8	8	0	3	1	3	8	1.0

Games played: 8  
Minutes/game: 5.4  
Points/game: 1.0  
FG Pct: 42.9  
FT Pct: 100.0

Rebounds/game: 1.8  
Turnovers/game: 0.4  
Steals/game: 0.4  
Blocks/game: 0.1

### Superlatives

Season Stats	Career Stats
10+ points	-
20+ points	-
3+ blocks	-
3+ steals	-
10+ rebounds	-
Double-doubles	-
Dunks	1

### Career Statistics

Year	GP-GS	Min-Avg	FG-FGA	Pct	3FG-FGA	Pct	FT-FTA	Pct	Off-Def-Tot-Avg	PF-FO	Ast	TO	Blk	Stl	Pts	Avg
2016-17	15-0	54-3.6	5-6	.833	0-0	.000	1-3	.333	5-8-13-0.9	11-0	1	2	3	1	11	0.7
2017-18	8-0	43-5.4	3-7	.429	0-0	.000	2-2	1.000	6-8-14-1.8	8-0	0	3	1	3	8	1.0
<b>TOTAL</b>	<b>23-0</b>	<b>97-4.2</b>	<b>8-13</b>	<b>.615</b>	<b>0-0</b>	<b>.000</b>	<b>3-5</b>	<b>.600</b>	<b>11-16-27-1.2</b>	<b>19-0</b>	<b>1</b>	<b>5</b>	<b>4</b>	<b>4</b>	<b>19</b>	<b>0.8</b>





## Shai Gilgeous-Alexander

Freshman • G • 6-6 • 180 lbs • Hamilton, Canada  
Hamilton Heights • Undeclared/Exploratory  
Studies in Agriculture

# 22

### Bio Blast

- Pronunciation: shay GILL-juss
- Second Team All-SEC and SEC All-Freshman Team, as voted on by the league's coaches
- Notched his first career double-double with 17 points and 10 assists vs. Ole Miss on Feb. 28. The assists along with rebounds (seven) and blocks (three) were all career highs
- Has started each of the past 16 games, averaging 14.8 points per game during that stretch
- Has played 39 minutes four times and more than 35 16 times, including nine of the last 11
- Leads the team in assists (151) and steals (49)
- Scored in double figures in 15 of the last 20 games
- Has tallied at least three assists in all but three games this season
  - Has at least four assists in 19 of the last 23
- Scored a career-high 30 points, including 24 after halftime and the game-tying free throws at the end of regulation to force overtime vs. Vanderbilt on Jan. 30
  - He's the ninth freshman in the Calipari era to score 30 or more in a game
- Named MVP of the Louisville game by the Bluegrass Sports Commission
- Followed up his career-high 24 points vs. Louisville with a second straight 20-point performance from off the bench vs. Georgia and then 18 at LSU.
  - First Wildcat to score 20 or more points off the bench in consecutive games since Deron Feldhaus

### Season Averages

Games played:	31
Minutes/game:	32.9
Points/game:	13.2
FG Pct:	47.7
3FG Pct:	39.5
FT Pct:	80.8
Rebounds/game:	3.8
Assists/game:	4.9
Turnovers/game:	2.7
Assist/turnover ratio:	1.8
Steals/game:	1.6
Blocks/game:	0.6

### Season Highs

Points	30, vs. VANDERBILT (01/30/18)
FG Made	12, vs. VANDERBILT (01/30/18)
FG Attempts	19, vs. VANDERBILT (01/30/18)
3FG Made	2, 3x, last vs. MIZZOU (02/24/18)
3FG Attempts	4, vs. Monmouth (12/09/17)
FT Made	12, vs. GEORGIA (12/31/17)
FT Attempts	13, twice, last vs. OLE MISS (02/28/18)
Rebounds	7, twice, last vs. OLE MISS (02/28/18)
Assists	10, vs. OLE MISS (02/28/18)
Steals	4, twice, last vs. FORT WAYNE (11/22/17)
Blocks	3, vs. OLE MISS (02/28/18)
Minutes	39, 4x, last at Arkansas (02/20/18)

### Career Highs

Points	30, vs. VANDERBILT (01/30/18)
FG Made	12, vs. VANDERBILT (01/30/18)
FG Attempts	19, vs. VANDERBILT (01/30/18)
3FG Made	2, twice, last at Arkansas (02/20/18)
3FG Attempts	4, vs. Monmouth (12/09/17)
FT Made	12, vs. GEORGIA (12/31/17)
FT Attempts	13, twice, last vs. OLE MISS (02/28/18)
Rebounds	7, twice, last vs. OLE MISS (02/28/18)
Assists	10, vs. OLE MISS (02/28/18)
Steals	4, twice, last vs. FORT WAYNE (11/22/17)
Blocks	3, vs. OLE MISS (02/28/18)
Minutes	39, 4x, last at Arkansas (02/20/18)

### Game-By-Game

Opponent	Date	gs	min	Total		3-Pointers		Free throws		Rebounds				pf	a	t/o	blk	stl	pts	avg	
				fg	fga	pct	3fg	3fga	pct	ft	fta	pct	off								def
UTAH VALLEY	11/10/17	*	36	5-9	566	1-2	.500	2-2	1,000	0	3	3	3.0	0	4	3	0	4	13	13.0	
VERMONT	11/12/17		23	1-2	500	0-0	.000	2-2	1,000	1	1	2	2.5	3	3	1	2	4	8.5		
vs #4/3 Kansas	11/14/17		27	3-7	429	0-1	.000	0-0	.000	0	4	4	3.0	3	3	6	0	3	6	7.7	
ETSU	11/17/17		27	4-6	667	1-1	1,000	1-1	1,000	1	1	2	2.8	1	6	2	0	2	10	8.3	
TROY	11/20/17		27	2-5	400	0-1	.000	2-2	1,000	0	5	5	3.2	1	2	3	0	1	6	7.8	
FORT WAYNE	11/22/17		26	5-8	625	0-0	.000	1-2	500	1	2	3	3.2	3	4	2	0	4	11	8.3	
UIC	11/26/17		28	6-10	600	1-1	1,000	1-3	333	1	4	5	3.4	3	6	2	0	2	14	9.1	
HARVARD	12/2/17		28	2-8	250	0-2	.000	8-8	1,000	1	3	4	3.5	0	3	2	1	2	12	9.5	
vs Monmouth	12/9/17		32	4-8	500	2-4	.500	5-6	833	1	5	6	3.8	1	9	3	0	1	15	10.1	
RV/IR VIRGINIA TECH	12/16/17	*	21	3-5	600	1-1	1,000	2-2	1,000	0	0	0	3.4	3	1	0	0	2	9	10.0	
vs UCLA	12/23/17		31	3-7	429	0-2	.000	0-0	.000	1	2	3	3.4	2	5	1	0	1	6	9.6	
RV/IR LOUISVILLE	12/29/17		33	9-16	563	1-2	.500	5-6	833	2	3	5	3.5	0	4	1	0	3	24	10.8	
GEORGIA	12/31/17		33	4-9	444	1-1	1,000	12-13	923	3	2	5	3.6	0	4	1	2	3	21	11.6	
at LSU	01/03/18		32	7-16	438	1-2	.500	3-3	1,000	0	2	2	3.5	1	4	3	1	2	18	12.1	
at #22/23 Tennessee	01/06/18		38	1-6	167	0-0	.000	1-2	500	2	1	3	3.5	0	6	5	0	2	3	11.5	
RV/IR TEXAS A&M	01/09/18	*	39	6-10	600	0-0	.000	4-6	667	1	6	7	3.7	1	5	3	2	1	16	11.8	
at Vanderbilt	01/13/18	*	39	7-11	636	1-1	1,000	7-10	700	0	4	4	3.7	3	6	3	0	0	22	12.4	
at South Carolina	01/16/18	*	28	3-9	333	0-1	.000	0-0	.000	0	3	3	3.7	0	6	1	0	6	12.0		
FLORIDA	01/20/18	*	35	4-12	333	1-1	1,000	1-2	500	0	4	4	3.7	2	6	4	0	1	10	11.9	
MISSISSIPPI STATE	01/23/18	*	35	6-15	400	0-3	.000	4-4	1,000	0	4	4	3.7	1	6	0	0	0	16	12.1	
at #7/7 West Virginia	01/27/18	*	32	3-7	429	0-1	.000	0-2	.000	0	5	5	3.8	2	5	4	2	1	6	11.8	
VANDERBILT	01/30/18	*	38	12-19	632	1-1	1,000	5-5	1,000	0	1	1	3.6	3	3	3	2	1	30	12.6	
at Mizzou	02/03/18	*	35	5-16	313	0-3	.000	5-5	1,000	2	0	2	3.6	3	6	2	0	2	15	12.7	
#15/14 TENNESSEE	02/06/18	*	39	5-10	500	0-3	.000	5-8	625	0	6	6	3.7	1	6	3	1	2	15	12.8	
at Texas A&M	02/10/18	*	38	9-12	750	0-0	.000	1-3	333	0	3	3	3.6	0	8	4	2	1	19	13.1	
at #10/11 Auburn	02/14/18	*	34	4-11	364	0-0	.000	1-1	1,000	3	2	5	3.7	4	3	3	0	1	9	12.9	
RV/IR ALABAMA	02/17/18	*	38	2-10	200	0-1	.000	2-2	1,000	2	2	4	3.7	0	4	1	0	3	6	12.7	
at RV/IR Arkansas	02/20/18	*	39	6-12	500	2-3	.667	4-4	1,000	2	3	5	3.8	0	7	2	0	0	18	12.9	
RV/IR MIZZOU	02/24/18	*	36	4-6	667	2-3	.667	4-4	1,000	0	5	5	3.8	2	8	1	0	1	14	12.9	
OLE MISS	02/28/18	*	37	3-8	375	0-0	.000	11-13	846	1	6	7	3.9	1	10	4	3	1	17	13.0	
at RV/IR Florida	03/03/18	*	37	7-14	500	1-2	.500	2-4	500	0	2	2	3.8	1	4	5	1	0	17	13.2	
Totals			18	1021	145-304	477	17-43	.395	101-125	.808	25	94	119	3.8	49	151	85	18	49	408	13.2

Games played: 31  
Minutes/game: 32.9  
Points/game: 13.2  
FG Pct: 47.7  
3FG Pct: 39.5  
FT Pct: 80.8


Rebounds/game: 3.8  
Assists/game: 4.9  
Turnovers/game: 2.7  
Assist/turnover ratio: 1.8  
Steals/game: 1.6  
Blocks/game: 0.6

### Superlatives

Season Stats	Career Stats
10+ points	21
20+ points	4
3+ assists	28
3+ steals	6
10+ rebounds	-
Double-doubles	1
Dunks	8

### Career Statistics

Year	GP-GS	Min-Avg	FG-FGA	Pct	3FG-FGA	Pct	FT-FTA	Pct	Off-Def-Tot-Avg	PF-FO	Ast	TO	Blk	Stl	Pts	Avg
2017-18	31-18	1021-32.9	145-304	.477	17-43	.395	101-125	.808	25-94-119-3.8	49-0	151	85	18	49	408	13.2
TOTAL	31-18	1021-32.9	145-304	.477	17-43	.395	101-125	.808	25-94-119-3.8	49-0	151	85	18	49	408	13.2



## PJ Washington

Freshman • F • 6-7 • 236 lbs • Dallas  
Findlay Prep • Undeclared/Exploratory Studies in  
Communication

# 25

### Bio Blast

- Tied with Kevin Knox for the team lead with two double-doubles this year, including at Arkansas
- Scored in double figures in six straight, the best stretch of his career after not reaching that threshold since playing Mississippi State on Jan. 23. All of those performances have come off the bench
- Leads the team with 166 rebounds this season
- Two blocks behind Nick Richards for the team lead with 30
- Scored 10 or more in 10 of 14 games from Nov. 26 to Jan. 23
- Scored a career-high 22 points in the win vs. Mississippi State
- Said to have lost 15 pounds in the two and a half weeks leading up to the Monmouth game, in which he had his first career 20-point game in addition to four blocks.
- Posted a double-double against Vermont, the Wildcats' first of the season
- On the preseason watch list for the Karl Malone Award, presented annually by the Naismith Memorial Basketball Hall of Fame to the nation's top power forward
- Rated as high as the No. 12 overall prospect in the class of 2017 rankings by ESPN
- All-USA Boys Basketball Second Team
- Played in the 2017 McDonald's All American Game and the Jordan Brand Classic

### Season Averages

Games played:	31
Minutes/game:	26.6
Points/game:	10.4
FG Pct:	50.2
3FG Pct:	20.0
FT Pct:	62.3
Rebounds/game:	5.4
Assists/game:	1.7
Turnovers/game:	2.0
Assist/turnover ratio:	0.9
Steals/game:	0.7
Blocks/game:	1.0

### Season Highs

Points.....	22, vs. MISSISSIPPI STATE (01/23/18)
FG Made.....	8, at LSU (01/03/18)
FG Attempts.....	14, vs. VERMONT (11/12/17)
3FG Made.....	1, 4x, last at Vanderbilt (01/13/18)
3FG Attempts.....	2, 5x, last at Mizzou (02/03/18)
FT Made.....	10, vs. MISSISSIPPI STATE (01/23/18)
FT Attempts.....	14, vs. MISSISSIPPI STATE (01/23/18)
Rebounds.....	10, twice, last at Arkansas (02/20/17)
Assists.....	5, vs. VIRGINIA TECH (12/16/17)
Steals.....	3, twice, last vs. MISSISSIPPI STATE (01/23/18)
Blocks.....	4, twice, last vs. Monmouth (12/09/17)
Minutes.....	38, at Vanderbilt (01/13/18)

### Career Highs

Points.....	22, vs. MISSISSIPPI STATE (01/23/18)
FG Made.....	8, at LSU (01/03/18)
FG Attempts.....	14, vs. VERMONT (11/12/17)
3FG Made.....	1, 4x, last at Vanderbilt (01/13/18)
3FG Attempts.....	2, 5x, last at Mizzou (02/03/18)
FT Made.....	10, vs. MISSISSIPPI STATE (01/23/18)
FT Attempts.....	14, vs. MISSISSIPPI STATE (01/23/18)
Rebounds.....	10, twice, last at Arkansas (02/20/17)
Assists.....	5, vs. VIRGINIA TECH (12/16/17)
Steals.....	3, twice, last vs. MISSISSIPPI STATE (01/23/18)
Blocks.....	4, twice, last vs. Monmouth (12/09/17)
Minutes.....	38, at Vanderbilt (01/13/18)

### Game-By-Game

Opponent	Date	gs	min	Total		3-Pointers		Free throws		Rebounds				pf	a	t/o	blk	stl	pts	avg	
				fg	fga	pct	3fg	3fga	pct	ft	fta	pct	off								def
UTAH VALLEY	11/10/17	*	19	1-1	1,000	0-0	0.000	3-6	.500	1	2	3	3.0	2	2	4	0	0	5	5.0	
VERMONT	11/12/17	*	35	7-14	.500	0-0	.000	3-7	.429	2	8	10	6.5	2	2	2	1	0	17	11.0	
vs #4/3 Kansas	11/14/17	*	24	0-3	.000	0-0	.000	2-2	1.000	0	2	2	5.0	3	3	4	4	0	2	8.0	
ETSU	11/17/17	*	29	6-8	.750	0-0	.000	0-5	.000	5	3	8	5.8	5	4	6	1	0	12	9.0	
TROY	11/20/17	*	22	2-4	.500	0-0	.000	0-0	.000	3	5	8	6.2	3	4	4	0	0	4	8.0	
FORT WAYNE	11/22/17	*	25	2-5	.400	0-1	.000	3-8	.375	1	2	3	5.7	1	0	0	0	0	7	7.8	
UIC	11/26/17	*	24	6-7	.857	0-0	.000	5-7	.714	1	4	5	5.6	3	4	1	1	0	17	9.1	
HARVARD	12/2/17	*	18	1-2	.500	0-0	.000	1-2	.500	1	4	5	5.5	5	1	1	0	0	3	8.4	
vs Monmouth	12/9/17	*	32	5-8	.625	1-2	.500	9-9	1.000	2	4	6	5.6	2	1	3	4	0	20	9.7	
RV/RV VIRGINIA TECH	12/16/17	*	33	4-10	.400	1-2	.500	2-4	.500	2	3	5	5.5	1	5	2	1	1	11	9.8	
vs UCLA	12/23/17	*	27	3-8	.375	0-1	.000	3-3	1.000	3	1	4	5.4	0	1	0	1	1	9	9.7	
RV/RV LOUISVILLE	12/29/17	*	31	5-10	.500	0-1	.000	6-6	1.000	2	5	7	5.5	1	2	2	1	0	16	10.3	
GEORGIA	12/31/17	*	15	2-5	.400	0-1	.000	3-6	.500	1	1	2	5.2	5	1	0	2	1	7	10.0	
at LSU	01/03/18	*	36	8-11	.727	0-1	.000	2-4	.500	3	3	6	5.3	3	2	1	2	0	18	10.6	
at #22/23 Tennessee	01/06/18	*	23	6-8	.750	0-1	.000	1-3	.333	0	3	3	5.1	1	1	2	2	3	13	10.7	
RV/RV TEXAS A&M	01/09/18	*	32	5-11	.455	1-2	.500	5-10	.500	1	3	4	5.1	4	3	0	0	2	16	11.1	
at Vanderbilt	01/13/18	*	38	2-4	.500	1-1	1.000	5-8	.625	3	5	8	5.2	2	4	0	0	10	11.0		
at South Carolina	01/16/18	*	33	2-3	.667	0-1	.000	6-10	.600	0	2	2	5.1	4	2	2	0	2	10	10.9	
FLORIDA	01/20/18	*	28	3-10	.300	0-1	.000	0-0	.000	3	4	7	5.2	1	0	1	1	1	6	10.7	
MISSISSIPPI STATE	01/23/18	*	31	6-10	.600	0-2	.000	10-14	.714	2	4	6	5.2	2	2	2	2	3	22	11.3	
at #7/7 West Virginia	01/27/18	*	11	1-3	.333	0-0	.000	0-0	.000	1	1	2	5.0	3	0	2	1	0	2	10.8	
VANDERBILT	01/30/18	*	33	2-6	.333	0-0	.000	2-2	1.000	1	4	5	5.0	2	3	1	0	2	6	10.6	
at Mizzou	02/03/18	*	30	2-8	.250	0-2	.000	0-1	.000	3	4	7	5.1	3	1	1	0	1	4	10.3	
#15/14 TENNESSEE	02/06/18	*	17	0-3	.000	0-1	.000	4-4	1.000	1	2	3	5.0	4	0	2	1	0	4	10.0	
at Texas A&M	02/10/18	*	22	1-6	.167	0-0	.000	3-7	.429	2	6	8	5.2	1	1	2	1	0	5	9.8	
at #10/11 Auburn	02/14/18	*	27	4-9	.444	0-0	.000	5-6	.833	1	4	5	5.2	4	0	1	1	0	13	10.0	
RV/RV ALABAMA	02/17/18	*	28	5-9	.556	0-0	.000	6-9	.667	2	3	5	5.1	2	1	5	0	0	16	10.2	
at RV/RV Arkansas	02/20/18	*	31	6-10	.600	0-0	.000	1-1	1.000	2	8	10	5.3	3	3	2	2	13	10.3		
RV/NR MISSOURI	02/24/18	*	29	3-6	.500	0-0	.000	6-9	.667	2	3	5	5.3	3	2	1	0	0	12	10.3	
OLE MISS	02/28/18	*	20	4-6	.667	0-0	.000	2-4	.500	2	3	5	5.3	2	0	1	1	1	10	10.3	
at RV/RV Florida	03/03/18	*	23	5-9	.556	0-0	.000	3-5	.600	3	4	7	5.4	4	0	2	0	1	13	10.4	
Totals			24	826	109-217	.502	4-20	200	101-162	.623	56	110	166	5.4	81	53	62	30	21	323	10.4

Games played: 31  
Minutes/game: 26.6  
Points/game: 10.4  
FG Pct: 50.2  
3FG Pct: 20.0  
FT Pct: 62.3

Rebounds/game: 5.4  
Assists/game: 1.7  
Turnovers/game: 2.0  
Assist/turnover ratio: 0.9  
Steals/game: 0.7  
Blocks/game: 1.0

### Superlatives

Season Stats	Career Stats
10+ points	18
20+ points	2
3+ blocks	2
3+ assists	8
10+ rebounds	2
Double-doubles	2
Dunks	30

### Career Statistics

Year	GP-GS	Min-Avg	FG-FGA	Pct	3FG-FGA	Pct	FT-FTA	Pct	Off-Def-Tot-Avg	PF-FO	Ast	TO	Blk	Stl	Pts	Avg
2017-18	31-24	826-26.6	109-217	.502	4-20	.200	101-162	.623	56-110-166-5.4	81-3	53	62	30	21	323	10.4
TOTAL	31-24	826-26.6	109-217	.502	4-20	.200	101-162	.623	56-110-166-5.4	81-3	53	62	30	21	323	10.4

## Dillon Pulliam

# 30

RS-Junior • G • 6-3 • 195 lbs • Cynthiana, Ky.  
Transylvania University • Computer Engineering



### Bio Blast

- Made his first two appearances of the season in consecutive games at the end of November, against Fort Wayne and UIC
- Made six appearances during the 2016-17 season
- Sat out the 2015-16 season due to NCAA transfer rules
- Played his freshman season at Transylvania University where he averaged 4.8 points and 3.4 rebounds per game
- SEC Academic Honor Roll member
- Dean's List for the fall 2016 and spring 2017 semesters
- Took a mission trip to Belize during summer 2016 with Sports Reach

### Season Averages

Games played	4
Minutes/game	0.8
Points/game	
FG Pct.	
3FG Pct.	
FT Pct.	
Rebounds/game	
Assists/game	
Turnovers/game	
Assist/turnover ratio	
Steals/game	
Blocks/game	

### Season Highs

Points	
FG Made	
FG Attempts	
3FG Made	
3FG Attempts	
FT Made	
FT Attempts	
Rebounds	
Assists	
Steals	
Blocks	
Minutes	1.3x, last vs. LOUISVILLE (12/29/17)

### Career Highs

Points	
FG Made	
FG Attempts	1, vs. Arizona St. (11/28/16)
3FG Made	
3FG Attempts	
FT Made	
FT Attempts	
Rebounds	1, vs. DUQUESNE (11/20/16)
Assists	1, vs. DUQUESNE (11/20/16)
Steals	
Blocks	
Minutes	2, three times, last vs. TEXAS A&M (1/3/7)

### Game-By-Game

Opponent	Date	gs	min	Total fg-fga	pct	3fg-fga	pct	Free throws ft-fta	pct	Rebounds off	def	tot	avg	pf	a	t/o	blk	stl	pts	avg	
UTAH VALLEY	11/10/17	dnp																			
VERMONT	11/12/17	dnp																			
vs #4/3 Kansas	11/14/17	dnp																			
ETSU	11/17/17	dnp																			
TROY	11/20/17	dnp																			
FORT WAYNE	11/22/17	1		0-0	.000	0-0	.000	0-0	.000	0	0	0	0.0	0	0	0	0	0	0	0	0.0
UIC	11/26/17	1		0-0	.000	0-0	.000	0-0	.000	0	0	0	0.0	0	0	0	0	0	0	0	0.0
HARVARD	12/2/17	dnp																			
vs Monmouth	12/9/17	0		0-0	.000	0-0	.000	0-0	.000	0	0	0	0.0	0	0	0	0	0	0	0	0.0
RV/RV VIRGINIA TECH	12/16/17	dnp																			
vs UCLA	12/23/17	dnp																			
RV/RV LOUISVILLE	12/29/17	1		0-0	.000	0-0	.000	0-0	.000	0	0	0	0.0	0	0	0	0	0	0	0	0.0
GEORGIA	12/31/17	dnp																			
at LSU	01/03/18	dnp																			
at #22/23 Tennessee	01/06/18	dnp																			
RV/RV TEXAS A&M	01/09/18	dnp																			
at Vanderbilt	01/13/18	dnp																			
at South Carolina	01/16/18	dnp																			
FLORIDA	01/20/18	dnp																			
MISSISSIPPI STATE	01/23/18	dnp																			
at #7/7 West Virginia	01/27/18	dnp																			
VANDERBILT	01/30/18	dnp																			
at Mizzou	02/03/18	dnp																			
#15/14 TENNESSEE	02/06/18	dnp																			
at Texas A&M	02/10/18	dnp																			
at #10/11 Auburn	02/14/18	dnp																			
RV/RV ALABAMA	02/17/18	dnp																			
at RV/RV Arkansas	02/20/18	dnp																			
RV/NR MIZZOU	02/24/18	dnp																			
OLE MISS	02/28/18	dnp																			
at RV/RV Florida	03/03/18	dnp																			
Totals		0	3	0-0	.000	0-0	.000	0-0	.000	0	0	0	0.0	0	0	0	0	0	0	0	0.0

Games played: 4  
Minutes/game: 0.8

### Superlatives

Season Stats	Career Stats
10+ points	-
20+ points	-
3+ assists	-
3+ steals	-
10+ rebounds	-
Double-doubles	-
Dunks	-

### Career Statistics

Year	GP-GS	Min-Avg	FG-FGA	Pct	3FG-FGA	Pct	FT-FTA	Pct	Off-Def-Tot-Avg	PF-FO	Ast	TO	Blk	Stl	Pts	Avg
2016-17	6-0	8-1.3	0-1	.000	0-0	.000	0-0	.000	0-1-1-0.2	0-0	1	1	0	0	0	0.0
2017-18	4-0	3-0.8	0-0	.000	0-0	.000	0-0	.000	0-0-0-0.0	0-0	0	0	0	0	0	0.0
TOTAL	10-0	11-1.1	0-1	.000	0-0	.000	0-0	.000	0-1-1-0.1	0-0	1	1	0	0	0	0.0





# Wenyan Gabriel

32

Sophomore • F • 6-9 • 205 lbs • Manchester, N.H.  
Wilbraham & Monson Academy • Pre-Communication

## Bio Blast

- Pronunciation: WHEN-yen
- Averaging 5.3 rebounds per game, tied for third on the team
- Has pulled in six or more rebounds in nine of the last 14 games and in 16 games overall this year
- Tied with Nick Richards for the team lead with 32 blocks this season
- Had his eight-game streak of at least one made 3-point field goal snapped at Vanderbilt
- Grabbed 10 rebounds and hit two key 3-pointers in the SEC-opening win over Georgia
- Scored a season-high 16 points vs. UCLA, including a career-high-tying three 3s
  - It was his most points since his career-high 23 vs. LSU on Feb. 7, 2017
- Grabbed a team-high 13 rebounds and tied for the team high with three blocks vs. Utah Valley
- Leading returner for the Wildcats. Top returner in terms of minutes, scoring, rebounds, assists, blocks and steals
- Appeared in 38 games, making 23 starts as a freshman
- Had a career-high 23 points, tying his personal bests for 3-pointers made (three) and free throws made (six) to go along with eight rebounds vs. LSU last season
- Pulled down a career-high 16 rebounds against Auburn, the most by a Wildcat since Julius Randle had 16 vs. LSU on March 14, 2014
- Born in Khartoum, Sudan

## Season Averages

Games played:	31
Minutes/game:	22.2
Points/game:	6.1
FG Pct:	42.0
3FG Pct:	33.7
FT Pct:	56.5
Rebounds/game:	5.3
Assists/game:	0.6
Turnovers/game:	1.2
Assist/turnover ratio:	0.5
Steals/game:	0.8
Blocks/game:	1.0

## Season Highs

Points.....	16, vs. UCLA (12/23/17)
FG Made.....	6, vs. UCLA (12/23/17)
FG Attempts.....	13, vs. UTAH VALLEY (11/10/17)
3FG Made.....	3, twice, last at Tennessee (01/06/18)
3FG Attempts.....	5, twice, last at Mizzou (02/03/18)
FT Made.....	5, vs. TROY (11/20/17)
FT Attempts.....	6, vs. TROY (11/20/17)
Rebounds.....	13, vs. UTAH VALLEY (11/10/17)
Assists.....	3, twice, last at West Virginia (01/27/18)
Steals.....	3, twice, last at LSU (1/3/18)
Blocks.....	3, 3x, last at West Virginia (01/27/18)
Minutes.....	34, vs. GEORGIA (12/31/17)

## Career Highs

Points.....	23, vs. LSU (2/7/17)
FG Made.....	7, vs. LSU (2/7/17)
FG Attempts.....	13, vs. UTAH VALLEY (11/10/17)
3FG Made.....	3, 5x, last at Tennessee (01/06/18)
3FG Attempts.....	8 vs. SOUTH CAROLINA (1/21/17)
FT Made.....	6, twice, last vs. LSU (2/7/17)
FT Attempts.....	7, vs. LSU (2/7/17)
Rebounds.....	16, vs. AUBURN (1/14/17)
Assists.....	6, vs. CLEVELAND STATE (11/23/16)
Steals.....	3, 3x, last at LSU (1/3/18)
Blocks.....	3, 6x, last at West Virginia (01/27/18)
Minutes.....	34, vs. GEORGIA (12/31/17)

## Game-By-Game

Opponent	Date	gs	min	fg-fga	pct	3fg-fga	pct	ft-fa	pct	off	def	tot	avg	pf	a	t/o	blk	stl	pts	avg
UTAH VALLEY	11/10/17	23	3-13	.231	1-4	.250	0-0	.000	6	7	13	13.0	3	3	0	3	1	7	7.0	
VERMONT	11/12/17	20	1-2	.500	0-1	.000	0-0	.000	0	2	2	7.5	3	1	1	1	0	2	4.5	
vs #4/3 Kansas	11/14/17	18	1-3	.333	0-1	.000	1-2	.500	0	2	2	5.7	3	0	1	1	1	3	4.0	
ETSU	11/17/17	18	2-4	.500	1-2	.500	0-1	.000	1	3	4	5.3	1	1	0	1	0	5	4.3	
TROY	11/20/17	27	3-5	.600	1-2	.500	5-6	.833	1	5	6	5.4	2	1	1	2	0	12	5.8	
FORT WAYNE	11/22/17	19	3-4	.750	1-2	.500	2-5	.400	2	8	10	6.2	1	1	4	0	1	9	6.3	
UIC	11/26/17	23	1-4	.250	1-3	.333	0-0	.000	1	3	4	5.9	3	0	0	2	1	3	5.9	
HARVARD	12/2/17	22	1-3	.333	0-0	.000	3-4	.750	0	2	2	5.4	1	0	1	2	3	5	5.8	
vs Monmouth	12/9/17	23	3-5	.600	1-3	.333	1-3	.333	1	3	4	5.2	3	0	0	3	1	8	6.0	
RV/RV VIRGINIA TECH	12/16/17	21	3-5	.600	1-2	.500	0-0	.000	3	6	9	5.6	3	0	2	0	1	7	6.1	
vs UCLA	12/23/17	26	6-10	.600	3-4	.750	1-2	.500	6	0	6	5.6	3	0	1	1	2	16	7.0	
RV/RV LOUISVILLE	12/29/17	23	1-2	.500	1-1	1.000	0-0	.000	2	5	7	5.8	2	1	2	2	0	3	6.7	
GEORGIA	12/31/17	34	2-9	.222	2-5	.400	0-0	.000	3	7	10	6.1	4	0	3	1	1	6	6.6	
at LSU	01/03/18	22	1-3	.333	1-3	.333	1-2	.500	1	3	4	5.9	3	1	0	0	3	4	6.4	
at #22/23 Tennessee	01/06/18	19	4-5	.800	3-4	.750	0-1	.000	0	1	1	5.6	5	1	0	1	0	11	6.7	
RV/RV TEXAS A&M	01/09/18	32	1-5	.200	1-4	.250	0-0	.000	0	3	3	5.4	4	0	3	0	1	3	6.5	
at Vanderbilt	01/13/18	29	3-8	.375	0-4	.000	1-4	.250	2	7	9	5.6	2	1	2	1	1	7	6.5	
at South Carolina	01/16/18	15	1-1	1.000	0-0	.000	1-1	1.000	1	5	6	5.7	5	0	1	0	3	6.3		
FLORIDA	01/20/18	19	4-6	.667	1-3	.333	1-1	1.000	1	6	7	5.7	3	0	2	0	0	10	6.5	
MISSISSIPPI STATE	01/23/18	19	3-6	.500	1-2	.500	0-0	.000	3	3	6	5.8	4	0	0	0	0	7	6.6	
at #7/7 West Virginia	01/27/18	28	1-7	.143	0-4	.000	4-4	1.000	5	4	9	5.9	3	3	0	3	0	6	6.5	
VANDERBILT	01/30/18	* 31	0-2	.000	0-2	.000	0-0	.000	2	4	6	5.9	3	0	2	0	1	0	6.2	
at Mizzou	02/03/18	18	3-8	.375	1-5	.200	1-2	.500	0	1	1	5.7	4	0	1	1	1	8	6.3	
#15/14 TENNESSEE	02/06/18	19	1-1	1.000	1-1	1.000	1-2	.500	0	1	1	5.5	4	0	2	1	0	4	6.2	
at Texas A&M	02/10/18	18	1-5	.200	0-1	.000	0-0	.000	3	3	6	5.5	5	0	0	1	1	2	6.0	
at #10/11 Auburn	02/14/18	* 30	4-8	.500	0-4	.000	0-1	.000	0	2	2	5.4	3	1	1	0	0	8	6.1	
RV/RV ALABAMA	02/17/18	* 18	2-6	.333	1-4	.250	0-2	.000	1	6	7	5.4	4	0	4	1	1	5	6.0	
at RV/RV Arkansas	02/20/18	* 15	2-6	.333	1-2	.500	0-0	.000	2	0	2	5.3	3	1	0	2	1	5	6.0	
RV/NR MISSOURI	02/24/18	* 15	1-4	.250	1-3	.333	0-0	.000	3	2	5	5.3	2	0	2	1	0	3	5.9	
OLE MISS	02/28/18	* 23	5-8	.625	2-4	.500	3-3	1.000	2	4	6	5.3	4	2	0	0	1	15	6.2	
at RV/RV Florida	03/03/18	* 22	1-4	.250	1-3	.333	0-0	.000	1	3	4	5.3	0	0	2	0	0	3	6.1	
Totals		7	689	68-162	.420	28-83	.337	26-46	.565	53	111	164	5.3	93	20	38	32	24	190	6.1

Games played: 31  
Minutes/game: 22.2  
Points/game: 6.1  
FG Pct: 42.0  
3FG Pct: 33.7  
FT Pct: 56.5

Rebounds/game: 5.3  
Assists/game: 0.6  
Turnovers/game: 1.2  
Assist/turnover ratio: 0.5  
Steals/game: 0.8  
Blocks/game: 1.0

## Superlatives

### Season Stats

10+ points	5
20+ points	-
3+ blocks	3
3+ steals	2
10+ rebounds	3
Double-doubles	-
Dunks	7

### Career Stats

10+ points	12
20+ points	1
3+ blocks	6
3+ steals	3
10+ rebounds	5
Double-doubles	1
Dunks	12

## Career Statistics

Year	GP-GS	Min-Avg	FG-FGA	Pct	3FG-FGA	Pct	FT-FTA	Pct	Off-Def-Tot-Avg	PF-FO	Ast	TO	Blk	Stl	Pts	Avg
2016-17	38-23	676-17.8	60-148	.405	20-63	.317	34-55	.618	61-123-184-4.8	91-2	26	29	34	11	174	4.6
2017-18	31-7	689-22.2	68-162	.420	28-83	.337	26-46	.565	53-111-164-5.3	93-3	20	38	32	24	190	6.1
TOTAL	69-30	1365-19.8	128-310	.413	48-146	.329	60-101	.594	114-234-348-5.0	184-5	46	67	66	35	364	5.3







GAME 19
RV/RV FLORIDA 66, #18/16 KENTUCKY 64

Official Basketball Box Score - Game Totals - Final Statistics
RV/RV Florida vs Kentucky
01/20/18 15:00 pm at Rupp Arena - Lexington, KY

Player statistics for Game 19 including points, rebounds, and assists for both teams.

Score by periods table for Game 19.

Game notes and statistics for Game 19.

GAME 20
RV/RV KENTUCKY 78, MISSISSIPPI ST. 65

Official Basketball Box Score - Game Totals - Final Statistics
Mississippi State vs Kentucky
01/23/18 9:00 pm at Rupp Arena - Lexington, KY

Player statistics for Game 20 including points, rebounds, and assists for both teams.

Score by periods table for Game 20.

Game notes and statistics for Game 20.

GAME 21
RV/RV KENTUCKY 83, #7/7 WEST VIRGINIA 76

Official Basketball Box Score - Game Totals - Final Statistics
Kentucky vs #7/7 West Virginia
01/23/18 8:00 pm at WVU Coliseum - Morgantown, W.Va.

Player statistics for Game 21 including points, rebounds, and assists for both teams.

Score by periods table for Game 21.

Game notes and statistics for Game 21.

GAME 22
#21/22 KENTUCKY 81, VANDERBILT 81

Official Basketball Box Score - Game Totals - Final Statistics
Vanderbilt vs Kentucky
02/03/18 9:00 pm at Rupp Arena - Lexington, KY

Player statistics for Game 22 including points, rebounds, and assists for both teams.

Score by periods table for Game 22.

Game notes and statistics for Game 22.

GAME 23
MISSOURI 69, #21/22 KENTUCKY 60

Official Basketball Box Score - Game Totals - Final Statistics
Kentucky vs Missouri
02/03/18 10:07 pm at Columbia, Mo. (Mizzou Arena)

Player statistics for Game 23 including points, rebounds, and assists for both teams.

Score by periods table for Game 23.

Game notes and statistics for Game 23.

GAME 24
#15/14 TENNESSEE 61, #24/24 KENTUCKY 59

Official Basketball Box Score - Game Totals - Final Statistics
#15/14 Tennessee vs Kentucky
02/06/18 7:00 pm at Rupp Arena - Lexington, KY

Player statistics for Game 24 including points, rebounds, and assists for both teams.

Score by periods table for Game 24.

Game notes and statistics for Game 24.

GAME 25
TEXAS A&M 85, #24/24 KENTUCKY 74

Official Basketball Box Score - Game Totals - Final Statistics
Kentucky vs Texas A&M
02/07/18 7:15 PM at Reed Arena (College Station, TX)

Player statistics for Game 25 including points, rebounds, and assists for both teams.

Score by periods table for Game 25.

Game notes and statistics for Game 25.

GAME 26
#10/11 AUBURN 76, RV/RV KENTUCKY 66

Official Basketball Box Score - Game Totals - Final Statistics
Kentucky vs #10/11 Auburn
02/08/18 8:00 pm at Auburn, Ala. (Auburn Arena)

Player statistics for Game 26 including points, rebounds, and assists for both teams.

Score by periods table for Game 26.

Game notes and statistics for Game 26.

GAME 27
RV/RV KENTUCKY 81, RV/RV ALABAMA 71

Official Basketball Box Score - Game Totals - Final Statistics
RV/RV Alabama vs Kentucky
02/17/18 2:00 pm at Rupp Arena - Lexington, KY

Player statistics for Game 27 including points, rebounds, and assists for both teams.

Score by periods table for Game 27.

Game notes and statistics for Game 27.

# BOX SCORES

## GAME 28 RV/RV KENTUCKY 87, RV/RV ALABAMA 72

Official Basketball Box Score -- Game Totals -- Final Statistics  
Kentucky vs RV/RV Arkansas  
02/28/18 8:05 p.m. at Fayetteville, Ark. (Bud Walton Arena)

Kentucky 87 • 8-7 SEC		Total		3-Pr		Rebounds		FF		TP		A To Bk		Shl		Min									
##	Player	FG-FGA	FG-FGA	FT-FTA	Off Def Tot	PF	TP	A To Bk	Shl	Min	##	Player	FG-FGA	FG-FGA	FT-FTA	Off Def Tot	PF	TP	A To Bk	Shl	Min				
04	Richards, Nick	1-0	0-0	1-2	1 1	2	4	1	0	0	0	0	0	0	0	7									
05	Knox, Kevin	1-0	0-0	1-2	1 6	7	0	23	1	3	0	2	1	3	0	38									
32	Gabriel, Wenyen	1-2	1-2	0-0	2 0	2	3	5	1	0	2	1	15												
03	Diallo, Hamidou	1-0	0-1	2-2	0 1	1	2	0	1	0	1	1	10												
22	Gilgeous-Alexander	1-2	2-3	4-4	2 3	5	0	18	7	2	0	0	39												
00	Green, Quade	4-12	2-7	2-2	2 6	2	12	4	1	0	0	0	34												
05	Killelea-Jones, Sacha	1-2	0-0	0-0	2 2	2	2	0	0	0	0	7													
02	Vanderbilt, Jarred	4-6	0-0	3-3	3 11	0	3	11	0	1	0	19													
25	Washington, PJ	6-10	0-0	1-1	2 8	10	3	13	3	2	2	31													
Team						0		2																	
Totals		31-67		8-21		17-20		28		46		19		87		16		11		4		7			
FG % 1st Half:		18-34 47.1%		2nd half:		13-33 39.7%		Game:		21-47 44.9%		3rd % 1st Half:		4-10 40.0%		2nd half:		6-21 28.6%		Game:		10-31 32.3%		Deadball Rebounds	
3rd % 1st Half:		4-11 36.4%		2nd half:		4-10 40.0%		Game:		8-21 38.1%		FT % 1st Half:		7-9 77.8%		2nd half:		10-11 90.9%		Game:		17-20 85.0%		1	

RV/RV Arkansas 72 • 19-9, 8-7 SEC

##	Player	FG-FGA	FG-FGA	FT-FTA	Off Def Tot	PF	TP	A To Bk	Shl	Min															
04	GAFFORD, DANIEL	1-2	0-0	5-8	2 3	5	2	9	1	4	0	23													
13	THOMAS, DUSTIN	1-4	0-0	0-0	6 4	10	4	6	1	0	0	20													
31	BEARD, ANTON	1-5	3-6	0-0	2 2	3	13	5	3	0	1	32													
00	BARBORD, JAVLEN	1-4	1-5	2-2	1 0	1	12	1	0	1	0	30													
04	MACCON, DARYL	1-16	4-9	6-7	0 1	1	26	1	1	0	0	32													
00	THOMPSON, TREV	2-3	0-0	0-0	1 3	4	0	2	3	1	1	22													
05	COOK, ARLANDO	0-0	0-0	0-0	0 0	0	0	0	0	0	0	5													
20	HALL, DARIUS	0-3	0-1	0-0	1 1	2	0	1	0	0	0	17													
23	OSABUONHEN, GABE	1-2	0-0	0-0	2 2	0	2	1	1	0	0	10													
23	JONES, CJ	0-4	0-0	0-0	0 0	0	1	1	0	0	0	9													
Team						0		1																	
Totals		25-63		9-26		13-18		11		29		19		72		14		9		7		20			
FG % 1st Half:		14-35 40.0%		2nd half:		11-28 39.3%		Game:		25-63 39.7%		3rd % 1st Half:		8-19 42.1%		2nd half:		1-7 14.3%		Game:		9-26 34.6%		Deadball Rebounds	
FT % 1st Half:		7-11 63.6%		2nd half:		6-7 85.7%		Game:		13-18 72.2%		Attendance:		18038											

Officials: See Lindsay, Ted Valentine, Gladis Poole  
Technical fouls: Kentucky-None, RV/RV Arkansas-None.  
Attendance: 18038

Score by periods	1st	2nd	Total
Kentucky	43	44	87
RV/RV Arkansas	23	20	72

Points: Points in Off 2nd Fast Bench  
UK 28 15 16 12 38  
Ark 28 9 16 11 6

Last FG - UK 2nd 00:30, Ark 2nd 00:20  
Largest lead - UK by 17 2nd 00:30, Ark by 11 1st 16:04  
UK led for 44:11, Ark led for 18:39. Game was tied for 16:40.

## GAME 29 RV/RV KENTUCKY 87, RV/NR MISSOURI 66

Official Basketball Box Score -- Game Totals -- Final Statistics  
RV/RV Missouri vs Kentucky  
02/24/18 8:15 pm at Rupp Arena - Lexington, KY

RV/RV Missouri 66 • 18-11, 8-8		Total		3-Pr		Rebounds		FF		TP		A To Bk		Shl		Min									
##	Player	FG-FGA	FG-FGA	FT-FTA	Off Def Tot	PF	TP	A To Bk	Shl	Min	##	Player	FG-FGA	FG-FGA	FT-FTA	Off Def Tot	PF	TP	A To Bk	Shl	Min				
21	BARNETT, Jordan	1-11	3-7	0-0	1 3	4	1	11	0	1	1	1	35												
23	TILMON, Jeremiah	1-2	0-0	1-2	1 0	1	5	5	0	5	0	0	13												
24	PURVIS, Kevin	1-8	0-3	3-4	2 1	3	3	9	0	2	0	0	21												
03	ROBERTSON, Kassius	7-15	6-11	6-9	2 6	8	4	26	3	2	0	0	33												
33	VANLEER, Cullen	0-2	0-0	0-0	0 2	1	0	0	0	0	1	20													
18	RAU, Brett	0-1	0-0	0-0	1 0	1	0	0	1	0	0	4													
11	PORTER, Jontay	1-8	0-3	2-2	4 3	7	5	4	0	1	0	28													
14	NIKKO, Reed	2-3	0-0	1-2	2 1	3	1	5	0	0	0	18													
10	GEIST, Jordan	2-8	1-5	1-3	1 0	1	4	6	3	1	0	1	28												
Team						0		2																	
Totals		21-58		10-31		14-22		14		18		32		24		66		7		12		4			
FG % 1st Half:		11-27 40.7%		2nd half:		10-31 32.3%		Game:		21-58 36.2%		3rd % 1st Half:		6-18 33.3%		2nd half:		4-13 30.8%		Game:		10-31 32.3%		Deadball Rebounds	
FT % 1st Half:		4-8 50.0%		2nd half:		10-14 71.4%		Game:		14-22 63.6%		Attendance:		20078											

Kentucky 87 • 20-9, 9-7

##	Player	FG-FGA	FG-FGA	FT-FTA	Off Def Tot	PF	TP	A To Bk	Shl	Min															
04	Richards, Nick	1-0	0-0	0-0	0 0	0	1	0	0	0	0	9													
05	Knox, Kevin	1-0	0-0	0-0	0 0	0	0	0	0	0	0	1													
32	Gabriel, Wenyen	1-4	1-3	0-0	3 2	2	3	0	2	1	0	15													
03	Diallo, Hamidou	1-10	3-3	0-0	0 2	2	11	2	0	1	0	25													
22	Gilgeous-Alexander	1-6	2-3	4-4	0 5	2	14	8	1	0	1	36													
00	Green, Quade	5-6	2-2	0-0	0 2	2	12	3	2	0	0	29													
05	Killelea-Jones, Sacha	0-0	0-0	0-0	0 0	0	0	0	0	0	1	5													
02	Vanderbilt, Jarred	4-4	0-0	3-7	3 12	15	1	11	2	1	3	27													
19	David, Jonny	0-0	0-0	0-0	0 0	0	0	0	0	0	0	0													
12	Callipari, Brad	1-2	1-2	0-0	0 0	0	3	0	0	0	0	1													
25	Washington, PJ	3-6	0-0	6-9	2 3	5	12	2	1	0	0	29													
Team						0		1																	
Totals		28-51		10-16		21-28		9		27		36		19		87		17		9		6			
FG % 1st Half:		14-25 56.0%		2nd half:		14-26 53.8%		Game:		28-51 54.9%		3rd % 1st Half:		8-10 80.0%		2nd half:		2-6 33.3%		Game:		10-16 62.5%		Deadball Rebounds	
FT % 1st Half:		8-11 72.7%		2nd half:		13-17 76.5%		Game:		21-28 75.0%		Attendance:		20078											

Officials: Anthony Jordan, Terry Ogbey, Vladimir Voyard-Tadal  
Technical fouls: RV/RV Missouri-None, Kentucky-None.  
Attendance: 20078

Score by periods	1st	2nd	Total
RV/RV Missouri	32	34	66
Kentucky	44	43	87

Points: Points in Off 2nd Fast Bench  
UK 24 23 7 19 38  
Miss 18 11 15 0 15

Last FG - UK 2nd 00:54, UK 2nd 00:36  
Largest lead - UK by 11 1st 18:16, UK by 24 2nd 02:15  
UK led for 03:53, UK led for 20:30. Game was tied for 6:28.

## GAME 30 23/25 KENTUCKY 96, OLE MISS 78

Official Basketball Box Score -- Game Totals -- Final Statistics  
Ole Miss vs Kentucky  
02/28/18 7:00 pm at Rupp Arena - Lexington, KY

Ole Miss 78 • 12-18, 5-12		Total		3-Pr		Rebounds		FF		TP		A To Bk		Shl		Min									
##	Player	FG-FGA	FG-FGA	FT-FTA	Off Def Tot	PF	TP	A To Bk	Shl	Min	##	Player	FG-FGA	FG-FGA	FT-FTA	Off Def Tot	PF	TP	A To Bk	Shl	Min				
02	Hymon, Marcavyn	1-0	0-0	0-0	0 0	0	2	0	0	0	0	0	2												
22	Stevens, Bruce	1-11	1-1	2-2	3 10	13	4	13	1	2	0	0	24												
03	Davis, Terence	1-0	0-1	2-5	1 3	4	4	26	3	1	0	1	36												
01	Tyree, Brein	5-11	0-2	3-6	0 1	1	1	13	7	3	0	1	29												
05	Crawford, Markel	2-5	1-4	0-0	0 3	2	5	2	3	0	2	39													
00	Shuler, Devontae	3-10	2-8	0-0	1 1	3	8	2	0	0	0	28													
05	Burnett, Deandrie	1-5	1-3	0-0	1 1	3	1	0	0	0	0	12													
03	Olemissak, Donnik	4-8	0-0	2-2	4 0	2	4	0	1	2	3	22													
05	Furmanavicius, Justas	0-1	0-0	0-0	2 0	2	4	0	0	0	0	8													
Team						3		6																	
Totals		30-74		9-30		13		22		22		78		19		12		3		6		20			
FG % 1st Half:		17-42 40.5%		2nd half:		13-32 40.6%		Game:		30-74 40.5%		3rd % 1st Half:		5-20 25.0%		2nd half:		4-10 40.0%		Game:		9-30 30.0%		Deadball Rebounds	
FT % 1st Half:		3-5 60.0%		2nd half:		6-10 60.0%		Game:		9-15 60.0%		Attendance:		20148											

Kentucky 96 • 21-9, 10-7

##	Player	FG-FGA	FG-FGA	FT-FTA	Off Def Tot	PF	TP	A To Bk	Shl	Min		
04	Richards, Nick	1-0	0-0	0-0	1 3	4	2	0	0	0	1	7
05	Knox, Kevin	1-7	2-5	6-8	0 4	4	2	2	1	3	0	31
32	Gabriel, Wenyen	1-5	2-4	3-3	2 4	6	4	15	2	0	0	1
03	Diallo, Hamidou	3-6	2-3	1-2	1 0	1	2	9	0	0	0	20
22	Gilgeous-Alexander	3-8	0-0	11-13	1 6	7	1	17	4	3	1	37
00	Green, Quade	7-12	2-6	2-2	0 1	1	1	18	4	1	0	30
05	Killelea-Jones, Sacha	0-0	0-0	0-0	0 0	0	0	0	0	0	1	0
02	Vanderbilt, Jar											



2017-18 Kentucky Men's Basketball  
 Kentucky Combined Team Statistics (as of Mar 03, 2018)  
 All games



RECORD:	OVERALL	HOME	AWAY	NEUTRAL
ALL GAMES	21-10	16-2	4-6	1-2
CONFERENCE	10-8	7-2	3-6	0-0
NON-CONFERENCE	11-2	9-0	1-0	1-2

#	Player	gp-gs	min	avg	Total		3-Point		F-Throw		Rebounds				pf	dq	a	to	blk	stl	pts	avg			
					fg-fga	fg%	3fg-fga	3fg%	ft-fa	ft%	off	def	tot	avg											
05	Knox, Kevin	31-31	1001	32.3	162-363	.446	50-143	.350	112-145	.772	29	136	165	5.3	67	1	43	68	7	28	486	15.7			
22	Gilgeous-Alexander	31-18	1021	32.9	145-304	.477	17-43	.395	101-125	.808	25	94	119	3.8	49	0	151	85	18	49	408	13.2			
25	Washington, PJ	31-24	826	26.6	109-217	.502	4-20	.200	101-162	.623	56	110	166	5.4	81	3	53	62	30	21	323	10.4			
03	Diallo, Hamidou	31-31	781	25.2	115-280	.411	23-70	.329	70-113	.619	28	88	116	3.7	81	3	40	47	8	25	323	10.4			
00	Green, Quade	28-13	720	25.7	106-226	.469	38-94	.404	37-46	.804	12	44	56	2.0	45	0	74	48	0	11	287	10.3			
32	Gabriel, Wenyen	31-7	689	22.2	68-162	.420	28-83	.337	26-46	.565	53	111	164	5.3	93	3	20	38	32	24	190	6.1			
02	Vanderbilt, Jarred	14-0	238	17.0	29-68	.426	0-1	.000	24-38	.632	46	64	110	7.9	37	1	14	15	11	6	82	5.9			
04	Richards, Nick	31-31	501	16.2	66-108	.611	0-0	.000	49-67	.731	50	103	153	4.9	69	1	9	23	32	3	181	5.8			
01	Killeya-Jones, Sacha	28-0	371	13.3	38-63	.603	0-1	.000	17-32	.531	39	44	83	3.0	58	0	8	18	15	7	93	3.3			
14	Wynyard, Tai	8-0	43	5.4	3-7	.429	0-0	.000	2-2	1.000	6	8	14	1.8	8	0	0	3	1	3	8	1.0			
12	Calipari, Brad	10-0	27	2.7	1-7	.143	1-7	.143	0-0	.000	0	2	2	0.2	0	0	1	2	0	0	3	0.3			
30	Pulliam, Dillon	4-0	3	0.8	0-0	.000	0-0	.000	0-0	.000	0	0	0	0.0	0	0	0	0	0	0	0	0.0			
10	David, Jonny	5-0	4	0.8	0-0	.000	0-0	.000	0-0	.000	0	0	0	0.0	1	0	0	2	0	0	0	0.0			
Team											43	23	66												7
Total.....		31	6225		842-1805	.466	161-462	.348	539-776	.695	387	827	1214	39.2	589	12	413	418	154	177	2384	76.9			
Opponents.....		31	6225		776-1887	.411	236-795	.297	418-608	.688	363	682	1045	33.7	632	-	415	375	117	184	2206	71.2			

TEAM STATISTICS	UK	OPP	Date	Opponent	Score	Att.
SCORING	2384	2206	11/10/17	UTAH VALLEY	w 73-63	19807
Points per game	76.9	71.2	11/12/17	VERMONT	w 73-69	20174
Scoring margin	+5.7	-	1 11/14/17	vs #4/3 Kansas	L 61-65	21684
FIELD GOALS-ATT	842-1805	776-1887	2 11/17/17	ETSU	w 78-61	20168
Field goal pct	.466	.411	2 11/20/17	TROY	w 70-62	19548
3 POINT FG-ATT	161-462	236-795	2 11/22/17	FORT WAYNE	w 86-67	20645
3-point FG pct	.348	.297	2 11/26/17	UIC	w 107-73	20212
3-pt FG made per game	5.2	7.6	12/2/17	HARVARD	w 79-70	22922
FREE THROWS-ATT	539-776	418-608	3 12/9/17	vs Monmouth	w 93-76	10438
Free throw pct	.695	.688	12/16/17	RV/RV VIRGINIA TECH	w 93-86	22690
F-Throws made per game	17.4	13.5	4 12/23/17	vs UCLA	L 75-83	8119
REBOUNDS	1214	1045	12/29/17	RV/RV LOUISVILLE	w 90-61	24228
Rebounds per game	39.2	33.7	* 12/31/17	GEORGIA	w 66-61	22862
Rebounding margin	+5.5	-	* 1/3/18	at LSU	w 74-71	11952
ASSISTS	413	415	* 1/6/18	at #23/22 Tennessee	L 65-76	21678
Assists per game	13.3	13.4	* 1/9/18	RV/RV TEXAS A&M	w 74-73	22643
TURNOVERS	418	375	* 1/13/18	at Vanderbilt	w 74-67	13389
Turnovers per game	13.5	12.1	* 1/16/18	at South Carolina	L 68-76	16210
Turnover margin	-1.4	-	* 1/20/18	FLORIDA	L 64-66	24394
Assist/turnover ratio	1.0	1.1	* 1/23/18	MISSISSIPPI STATE	w 78-65	20609
STEALS	177	184	5 1/27/18	at #7/7 West Virginia	w 83-76	15835
Steals per game	5.7	5.9	* 1/30/18	VANDERBILT	wot 83-81	21143
BLOCKS	154	117	* 2/3/18	at Mizzou	L 60-69	15061
Blocks per game	5.0	3.8	* 2/6/18	#15/14 TENNESSEE	L 59-61	23332
ATTENDANCE	393743	185346	* 02/10/18	at Texas A&M	L 74-85	13263
Home games-Avg/Game	18-21875	10-14510	* 02/14/18	at #10/11 Auburn	L 66-76	9121
Neutral site-Avg/Game	-	3-13414	* 2/17/18	RV/RV ALABAMA	w 81-71	23220
Score by Periods	1st 2nd OT Totals		* 02/20/18	at RV/RV Arkansas	w 87-72	18038
Kentucky	1134 1238 12 2384		* 02/24/18	RV/NR MIZZOU	w 87-66	23038
Opponents	1057 1139 10 2206		* 02/28/18	OLE MISS	w 96-78	22108
			* 3/3/18	at RV/RV Florida	L 67-80	10558

\* = Conference game  
 1 = Champions Classic | United Center (Chicago)  
 2 = Adolph Rupp Classic | Rupp Arena (Lexington, Ky.)  
 3 = Citi Hoops Classic | Madison Square Garden (New York)  
 4 = CBS Sports Classic | Smoothie King Center (New Orleans)  
 5 = Big 12/SEC Challenge | WVU Coliseum (Morgantown, W.Va.)





2017-18 Kentucky Men's Basketball  
 Kentucky Combined Team Statistics (as of Mar 03, 2018)  
 Conference games



RECORD:	OVERALL	HOME	AWAY	NEUTRAL
ALL GAMES	10-8	7-2	3-6	0-0
CONFERENCE	10-8	7-2	3-6	0-0
NON-CONFERENCE	0-0	0-0	0-0	0-0

#	Player	gp-gs	min	avg	Total		3-Point		F-Throw		Rebounds				pf	dq	a	to	blk	stl	pts	avg			
					fg-fga	fg%	3fg-fga	3fg%	ft-fa	ft%	off	def	tot	avg											
22	Gilgeous-Alexander	18-15	650	36.1	95-206	.461	10-25	.400	72-89	.809	16	56	72	4.0	27	0	96	53	14	22	272	15.1			
05	Knox, Kevin	18-18	566	31.4	88-205	.429	27-79	.342	68-85	.800	15	74	89	4.9	39	0	19	33	2	15	271	15.1			
25	Washington, PJ	18-11	496	27.6	66-134	.493	2-13	.154	64-103	.621	32	66	98	5.4	50	1	24	31	15	19	198	11.0			
00	Green, Quade	15-3	410	27.3	56-127	.441	22-57	.386	20-27	.741	7	23	30	2.0	27	0	26	20	0	7	154	10.3			
03	Diallo, Hamidou	18-18	413	22.9	42-121	.347	10-36	.278	32-55	.582	14	42	56	3.1	46	3	14	24	6	10	126	7.0			
02	Vanderbilt, Jarred	13-0	227	17.5	29-63	.460	0-1	.000	23-36	.639	39	60	99	7.6	36	1	12	14	11	6	81	6.2			
32	Gabriel, Wenyen	18-7	398	22.1	39-95	.411	17-54	.315	9-19	.474	25	61	86	4.8	62	3	7	25	11	13	104	5.8			
04	Richards, Nick	18-18	257	14.3	26-43	.605	0-0	.000	22-31	.710	20	47	67	3.7	36	1	2	10	12	2	74	4.1			
01	Killeya-Jones, Sacha	16-0	190	11.9	16-24	.667	0-1	.000	8-16	.500	18	22	40	2.5	33	0	4	12	5	2	40	2.5			
12	Calipari, Brad	5-0	11	2.2	1-4	.250	1-4	.250	0-0	.000	0	1	1	0.2	0	0	0	1	0	0	3	0.6			
14	Wynyard, Tai	1-0	7	7.0	0-1	.000	0-0	.000	0-0	.000	1	0	1	1.0	1	0	0	0	0	1	0	0.0			
10	David, Jonny	1-0	0	0.0	0-0	.000	0-0	.000	0-0	.000	0	0	0	0.0	0	0	0	0	0	0	0	0.0			
Team											29	16	45												3
Total.....		18	3625		458-1023	.448	89-270	.330	318-461	.690	216	468	684	38.0	357	9	204	226	76	97	1323	73.5			
Opponents.....		18	3625		447-1064	.420	127-449	.283	273-395	.691	201	410	611	33.9	372	-	242	204	73	97	1294	71.9			

TEAM STATISTICS

	UK	OPP
SCORING	1323	1294
Points per game	73.5	71.9
Scoring margin	+1.6	-
FIELD GOALS-ATT	458-1023	447-1064
Field goal pct	.448	.420
3 POINT FG-ATT	89-270	127-449
3-point FG pct	.330	.283
3-pt FG made per game	4.9	7.1
FREE THROWS-ATT	318-461	273-395
Free throw pct	.690	.691
F-Throws made per game	17.7	15.2
REBOUNDS	684	611
Rebounds per game	38.0	33.9
Rebounding margin	+4.1	-
ASSISTS	204	242
Assists per game	11.3	13.4
TURNOVERS	226	204
Turnovers per game	12.6	11.3
Turnover margin	-1.2	-
Assist/turnover ratio	0.9	1.2
STEALS	97	97
Steals per game	5.4	5.4
BLOCKS	76	73
Blocks per game	4.2	4.1
ATTENDANCE	203349	129270
Home games-Avg/Game	9-22594	9-14363
Neutral site-Avg/Game	-	0-0

Date	Opponent		Score	Att.
12/31/17	GEORGIA	w	66-61	22862
1/3/18	at LSU	w	74-71	11952
1/6/18	at #23/22 Tennessee	L	65-76	21678
1/9/18	RV/RV TEXAS A&M	w	74-73	22643
1/13/18	at Vanderbilt	w	74-67	13389
1/16/18	at South Carolina	L	68-76	16210
1/20/18	FLORIDA	L	64-66	24394
1/23/18	MISSISSIPPI STATE	w	78-65	20609
1/30/18	VANDERBILT	Wot	83-81	21143
2/3/18	at Mizzou	L	60-69	15061
2/6/18	#15/14 TENNESSEE	L	59-61	23332
02/10/18	at Texas A&M	L	74-85	13263
02/14/18	at #10/11 Auburn	L	66-76	9121
2/17/18	RV/RV ALABAMA	w	81-71	23220
02/20/18	at RV/RV Arkansas	w	87-72	18038
02/24/18	RV/NR MIZZOU	w	87-66	23038
02/28/18	OLE MISS	w	96-78	22108
3/3/18	at RV/RV Florida	L	67-80	10558

\* = Conference game

1 = Champions Classic | United Center (Chicago)

2 = Adolph Rupp Classic | Rupp Arena (Lexington, Ky.)

3 = Citi Hoops Classic | Madison Square Garden (New York)

4 = CBS Sports Classic | Smoothie King Center (New Orleans)

5 = Big 12/SEC Challenge | WVU Coliseum (Morgantown, W.Va.)

Score by Periods	1st	2nd	OT	Totals
Kentucky	616	695	12	1323
Opponents	609	675	10	1294



2017-18 Kentucky Men's Basketball  
 Kentucky Combined Team Statistics (as of Mar 03, 2018)  
 Last five games



RECORD:	OVERALL	HOME	AWAY	NEUTRAL
ALL GAMES	4-1	3-0	1-1	0-0
CONFERENCE	4-1	3-0	1-1	0-0
NON-CONFERENCE	0-0	0-0	0-0	0-0

#	Player	gp-gs	min	avg	Total		3-Point		F-Throw		Rebounds				pf	dq	a	to	blk	stl	pts	avg
					fg-fga	fg%	3fg-fga	3fg%	ft-fa	ft%	off	def	tot	avg								
05	Knox, Kevin	5-5	146	29.2	28-68	.412	8-24	.333	27-32	.844	6	15	21	4.2	11	0	3	9	1	5	91	18.2
22	Gilgeous-Alexander	5-5	187	37.4	22-50	.440	5-9	.556	23-27	.852	5	18	23	4.6	4	0	33	13	4	5	72	14.4
00	Green, Quade	5-0	151	30.2	25-43	.581	11-20	.550	4-5	.800	4	8	12	2.4	12	0	15	5	0	4	65	13.0
25	Washington, PJ	5-0	131	26.2	23-40	.575	0-0	.000	18-28	.643	11	21	32	6.4	14	0	6	12	3	4	64	12.8
02	Vanderbilt, Jarred	5-0	106	21.2	16-28	.571	0-0	.000	12-20	.600	21	29	50	10.0	12	0	4	5	6	3	44	8.8
32	Gabriel, Wenyen	5-5	93	18.6	11-28	.393	6-16	.375	3-5	.600	9	15	24	4.8	13	0	3	8	4	3	31	6.2
03	Diallo, Hamidou	5-5	93	18.6	10-33	.303	5-11	.455	6-8	.750	5	7	12	2.4	8	0	3	3	1	4	31	6.2
04	Richards, Nick	5-5	63	12.6	4-7	.571	0-0	.000	5-8	.625	5	9	14	2.8	12	0	1	0	1	1	13	2.6
12	Calipari, Brad	2-0	2	1.0	1-2	.500	1-2	.500	0-0	.000	0	0	0	0.0	0	0	0	1	0	0	3	1.5
01	Killeya-Jones, Sacha	5-0	28	5.6	2-3	.667	0-0	.000	0-0	.000	3	3	6	1.2	5	0	0	2	1	1	4	0.8
10	David, Jonny	1-0	0	0.0	0-0	.000	0-0	.000	0-0	.000	0	0	0	0.0	0	0	0	0	0	0	0	0.0
Team											6	5	11									
Total.....		5	1000		142-302	.470	36-82	.439	98-133	.737	75	130	205	41.0	91	0	68	58	21	30	418	83.6
Opponents.....		5	1000		130-307	.423	44-135	.326	63-96	.656	59	98	157	31.4	107	-	66	56	17	24	367	73.4

TEAM STATISTICS

	UK	OPP
SCORING	418	367
Points per game	83.6	73.4
Scoring margin	+10.2	-
FIELD GOALS-ATT	142-302	130-307
Field goal pct	.470	.423
3 POINT FG-ATT	36-82	44-135
3-point FG pct	.439	.326
3-pt FG made per game	7.2	8.8
FREE THROWS-ATT	98-133	63-96
Free throw pct	.737	.656
F-Throws made per game	19.6	12.6
REBOUNDS	205	157
Rebounds per game	41.0	31.4
Rebounding margin	+9.6	-
ASSISTS	68	66
Assists per game	13.6	13.2
TURNOVERS	58	56
Turnovers per game	11.6	11.2
Turnover margin	-0.4	-
Assist/turnover ratio	1.2	1.2
STEALS	30	24
Steals per game	6.0	4.8
BLOCKS	21	17
Blocks per game	4.2	3.4
ATTENDANCE	68366	28596
Home games-Avg/Game	3-22789	2-14298
Neutral site-Avg/Game	-	0-0

Date	Opponent	Score	Att.
2/17/18	RV/RV ALABAMA	w 81-71	23220
02/20/18	at RV/RV Arkansas	w 87-72	18038
02/24/18	RV/NR MIZZOU	w 87-66	23038
02/28/18	OLE MISS	w 96-78	22108
3/3/18	at RV/RV Florida	L 67-80	10558

\* = Conference game

1 = Champions Classic | United Center (Chicago)

2 = Adolph Rupp Classic | Rupp Arena (Lexington, Ky.)

3 = Citi Hoops Classic | Madison Square Garden (New York)

4 = CBS Sports Classic | Smoothie King Center (New Orleans)

5 = Big 12/SEC Challenge | WVU Coliseum (Morgantown, W.Va.)

Score by Periods	1st	2nd	Totals
Kentucky	209	209	418
Opponents	199	168	367



2017-18 Kentucky Men's Basketball  
 Kentucky Category Leaders (as of Mar 03, 2018)  
 All games



Points	G	Pts	Pts/G	Scoring Average	G	Pts	Avg/G
Knox, Kevin	31	486	15.7	Knox, Kevin	31	486	15.7
Gilgeous-Alexander	31	408	13.2	Gilgeous-Alexander	31	408	13.2
Washington, PJ	31	323	10.4	Diallo, Hamidou	31	323	10.4
Diallo, Hamidou	31	323	10.4	Washington, PJ	31	323	10.4
Green, Quade	28	287	10.3	Green, Quade	28	287	10.3
Gabriel, Wenyen	31	190	6.1	Gabriel, Wenyen	31	190	6.1
Richards, Nick	31	181	5.8	Vanderbilt, Jarred	14	82	5.9
Killeya-Jones, Sacha	28	93	3.3	Richards, Nick	31	181	5.8
Vanderbilt, Jarred	14	82	5.9	Killeya-Jones, Sacha	28	93	3.3
Wynyard, Tai	8	8	1.0	Wynyard, Tai	8	8	1.0
Calipari, Brad	10	3	0.3	Calipari, Brad	10	3	0.3
				Pulliam, Dillon	4	0	0.0
				David, Jonny	5	0	0.0

FG Percentage	FG	Att	Pct	Field Goal Attempts	G	Att	Att/G
Richards, Nick	66	108	.611	Knox, Kevin	31	363	11.7
Killeya-Jones, Sacha	38	63	.603	Gilgeous-Alexander	31	304	9.8
Washington, PJ	109	217	.502	Diallo, Hamidou	31	280	9.0
Gilgeous-Alexander	145	304	.477	Green, Quade	28	226	8.1
Green, Quade	106	226	.469	Washington, PJ	31	217	7.0
Knox, Kevin	162	363	.446				
Wynyard, Tai	3	7	.429				
Vanderbilt, Jarred	29	68	.426				
Gabriel, Wenyen	68	162	.420				
Diallo, Hamidou	115	280	.411				
Calipari, Brad	1	7	.143				

				Field Goals Made	G	Made	Made/G
				Knox, Kevin	31	162	5.2
				Gilgeous-Alexander	31	145	4.7
				Diallo, Hamidou	31	115	3.7
				Washington, PJ	31	109	3.5
				Green, Quade	28	106	3.8

3-Point Percentage	3FG	Att	Pct	3-Point FG Attempts	G	Att	Att/G
Green, Quade	38	94	.404	Knox, Kevin	31	143	4.6
Gilgeous-Alexander	17	43	.395	Green, Quade	28	94	3.4
Knox, Kevin	50	143	.350	Gabriel, Wenyen	31	83	2.7
Gabriel, Wenyen	28	83	.337	Diallo, Hamidou	31	70	2.3
Diallo, Hamidou	23	70	.329	Gilgeous-Alexander	31	43	1.4
Washington, PJ	4	20	.200				
Calipari, Brad	1	7	.143				
Vanderbilt, Jarred	0	1	.000				
Killeya-Jones, Sacha	0	1	.000				

				3-Point FG Made	G	Made	Made/G
				Knox, Kevin	31	50	1.6
				Green, Quade	28	38	1.4
				Gabriel, Wenyen	31	28	0.9
				Diallo, Hamidou	31	23	0.7
				Gilgeous-Alexander	31	17	0.5

Free Throw Percent	FG	Att	Pct	Free Throw Attempts	G	Att	Att/G
Wynyard, Tai	2	2	1.000	Washington, PJ	31	162	5.2
Gilgeous-Alexander	101	125	.808	Knox, Kevin	31	145	4.7
Green, Quade	37	46	.804	Gilgeous-Alexander	31	125	4.0
Knox, Kevin	112	145	.772	Diallo, Hamidou	31	113	3.6
Richards, Nick	49	67	.731	Richards, Nick	31	67	2.2
Vanderbilt, Jarred	24	38	.632				
Washington, PJ	101	162	.623				
Diallo, Hamidou	70	113	.619				
Gabriel, Wenyen	26	46	.565				
Killeya-Jones, Sacha	17	32	.531				

				Free Throws Made	G	Made	Made/G
				Knox, Kevin	31	112	3.6
				Washington, PJ	31	101	3.3
				Gilgeous-Alexander	31	101	3.3
				Diallo, Hamidou	31	70	2.3
				Richards, Nick	31	49	1.6





2017-18 Kentucky Men's Basketball  
 Kentucky Category Leaders (as of Mar 03, 2018)  
 All games



Rebounds	G	Reb	Reb/G
Washington, PJ	31	166	5.4
Knox, Kevin	31	165	5.3
Gabriel, Wenyen	31	164	5.3
Richards, Nick	31	153	4.9
Gilgeous-Alexander	31	119	3.8

Assists	G	No.	Ast/G
Gilgeous-Alexander	31	151	4.9
Green, Quade	28	74	2.6
Washington, PJ	31	53	1.7
Knox, Kevin	31	43	1.4
Diallo, Hamidou	31	40	1.3

Rebound Average	G	Reb	Avg/G
Vanderbilt, Jarred	14	110	7.9
Washington, PJ	31	166	5.4
Knox, Kevin	31	165	5.3
Gabriel, Wenyen	31	164	5.3
Richards, Nick	31	153	4.9

Steals	G	No.	Stl/G
Gilgeous-Alexander	31	49	1.6
Knox, Kevin	31	28	0.9
Diallo, Hamidou	31	25	0.8
Gabriel, Wenyen	31	24	0.8
Washington, PJ	31	21	0.7

Offensive Rebounds	G	No.	Avg/G
Washington, PJ	31	56	1.8
Gabriel, Wenyen	31	53	1.7
Richards, Nick	31	50	1.6
Vanderbilt, Jarred	14	46	3.3
Killeya-Jones, Sacha	28	39	1.4

Blocked Shots	G	No.	Blk/G
Richards, Nick	31	32	1.0
Gabriel, Wenyen	31	32	1.0
Washington, PJ	31	30	1.0
Gilgeous-Alexander	31	18	0.6
Killeya-Jones, Sacha	28	15	0.5

Defensive Rebounds	G	No.	Avg/G
Knox, Kevin	31	136	4.4
Gabriel, Wenyen	31	111	3.6
Washington, PJ	31	110	3.5
Richards, Nick	31	103	3.3
Gilgeous-Alexander	31	94	3.0

Minutes	G	No.	Min/G
Gilgeous-Alexander	31	1021	32.9
Knox, Kevin	31	1001	32.3
Washington, PJ	31	826	26.6
Diallo, Hamidou	31	781	25.2
Green, Quade	28	720	25.7

Fouls	G	No.	Per/G
Gabriel, Wenyen	31	93	3.0
Washington, PJ	31	81	2.6
Diallo, Hamidou	31	81	2.6
Richards, Nick	31	69	2.2
Knox, Kevin	31	67	2.2

Turnovers	G	No.	TO/G
Gilgeous-Alexander	31	85	2.7
Knox, Kevin	31	68	2.2
Washington, PJ	31	62	2.0
Green, Quade	28	48	1.7
Diallo, Hamidou	31	47	1.5

Foulsouts	G	No.
Diallo, Hamidou	31	3
Washington, PJ	31	3
Gabriel, Wenyen	31	3
Vanderbilt, Jarred	14	1
Richards, Nick	31	1
Knox, Kevin	31	1



2017-18 Kentucky Men's Basketball  
 Kentucky Overall/Conference Statistics (as of Mar 03, 2018)  
 All games



SUMMARY	Overall Statistics										Conference Statistics									
	gp-gs	min/g	fg%	3fg%	ft%	r/g	a/g	stl	blk	pts/g	gp-gs	min/g	fg%	3fg%	ft%	r/g	a/g	stl	blk	pts/g
Knox, Kevin	31-31	32.3	.446	.350	.772	5.3	1.4	28	7	15.7	18-18	31.4	.429	.342	.800	4.9	1.1	15	2	15.1
Gilgeous-Alexander	31-18	32.9	.477	.395	.808	3.8	4.9	49	18	13.2	18-15	36.1	.461	.400	.809	4.0	5.3	22	14	15.1
Washington, PJ	31-24	26.6	.502	.200	.623	5.4	1.7	21	30	10.4	18-11	27.6	.493	.154	.621	5.4	1.3	19	15	11.0
Diallo, Hamidou	31-31	25.2	.411	.329	.619	3.7	1.3	25	8	10.4	18-18	22.9	.347	.278	.582	3.1	0.8	10	6	7.0
Green, Quade	28-13	25.7	.469	.404	.804	2.0	2.6	11	0	10.3	15-3	27.3	.441	.386	.741	2.0	1.7	7	0	10.3
Gabriel, Wenyen	31-7	22.2	.420	.337	.565	5.3	0.6	24	32	6.1	18-7	22.1	.411	.315	.474	4.8	0.4	13	11	5.8
Vanderbilt, Jarred	14-0	17.0	.426	.000	.632	7.9	1.0	6	11	5.9	13-0	17.5	.460	.000	.639	7.6	0.9	6	11	6.2
Richards, Nick	31-31	16.2	.611	.000	.731	4.9	0.3	3	32	5.8	18-18	14.3	.605	.000	.710	3.7	0.1	2	12	4.1
Killeya-Jones, Sacha	28-0	13.3	.603	.000	.531	3.0	0.3	7	15	3.3	16-0	11.9	.667	.000	.500	2.5	0.3	2	5	2.5
Wynyard, Tai	8-0	5.4	.429	.000	1.000	1.8	0.0	3	1	1.0	1-0	7.0	.000	.000	.000	1.0	0.0	1	0	0.0
Calipari, Brad	10-0	2.7	.143	.143	.000	0.2	0.1	0	0	0.3	5-0	2.2	.250	.250	.000	0.2	0.0	0	0	0.6
Pulliam, Dillon	4-0	0.8	.000	.000	.000	0.0	0.0	0	0	0.0										
David, Jonny	5-0	0.8	.000	.000	.000	0.0	0.0	0	0	0.0	1-0	0.0	.000	.000	.000	0.0	0.0	0	0	0.0
Totals	31		.466	.348	.695	39.2	13.3	177	154	76.9	18		.448	.330	.690	38.0	11.3	97	76	73.5
Opponent	31		.411	.297	.688	33.7	13.4	184	117	71.2	18		.420	.283	.691	33.9	13.4	97	73	71.9

SCORING	Overall Statistics								Conference Statistics							
	fg-fga	fg%	3fg-fga	3fg%	ft-fta	ft%	pts	pts/g	fg-fga	fg%	3fg-fga	3fg%	ft-fta	ft%	pts	pts/g
Knox, Kevin	162-363	.446	50-143	.350	112-145	.772	486	15.7	88-205	.429	27-79	.342	68-85	.800	271	15.1
Gilgeous-Alexander	145-304	.477	17-43	.395	101-125	.808	408	13.2	95-206	.461	10-25	.400	72-89	.809	272	15.1
Washington, PJ	109-217	.502	4-20	.200	101-162	.623	323	10.4	66-134	.493	2-13	.154	64-103	.621	198	11.0
Diallo, Hamidou	115-280	.411	23-70	.329	70-113	.619	323	10.4	42-121	.347	10-36	.278	32-55	.582	126	7.0
Green, Quade	106-226	.469	38-94	.404	37-46	.804	287	10.3	56-127	.441	22-57	.386	20-27	.741	154	10.3
Gabriel, Wenyen	68-162	.420	28-83	.337	26-46	.565	190	6.1	39-95	.411	17-54	.315	9-19	.474	104	5.8
Vanderbilt, Jarred	29-68	.426	0-1	.000	24-38	.632	82	5.9	29-63	.460	0-1	.000	23-36	.639	81	6.2
Richards, Nick	66-108	.611	0-0	.000	49-67	.731	181	5.8	26-43	.605	0-0	.000	22-31	.710	74	4.1
Killeya-Jones, Sacha	38-63	.603	0-1	.000	17-32	.531	93	3.3	16-24	.667	0-1	.000	8-16	.500	40	2.5
Wynyard, Tai	3-7	.429	0-0	.000	2-2	1.000	8	1.0	0-1	.000	0-0	.000	0-0	.000	0	0.0
Calipari, Brad	1-7	.143	1-7	.143	0-0	.000	3	0.3	1-4	.250	1-4	.250	0-0	.000	3	0.6
Pulliam, Dillon	0-0	.000	0-0	.000	0-0	.000	0	0.0	0-0	.000	0-0	.000	0-0	.000	0	0.0
David, Jonny	0-0	.000	0-0	.000	0-0	.000	0	0.0	0-0	.000	0-0	.000	0-0	.000	0	0.0
Totals	842-1805	.466	161-462	.348	539-776	.695	2384	76.9	458-1023	.448	89-270	.330	318-461	.690	1323	73.5
Opponent	776-1887	.411	236-795	.297	418-608	.688	2206	71.2	447-1064	.420	127-449	.283	273-395	.691	1294	71.9

TOTALS	Overall Statistics										Conference Statistics								
	o-reb	d-reb	total	pf	fo	a	to	a/to	hi	pts	o-reb	d-reb	total	pf	fo	a	to	a/to	hi
Knox, Kevin	29	136	165	67	1	43	68	0.6	34	15	74	89	39	0	19	33	0.6	23	23
Gilgeous-Alexander	25	94	119	49	0	151	85	1.8	30	16	56	72	27	0	96	53	1.8	30	30
Washington, PJ	56	110	166	81	3	53	62	0.9	22	32	66	98	50	1	24	31	0.8	22	22
Diallo, Hamidou	28	88	116	81	3	40	47	0.9	23	14	42	56	46	3	14	24	0.6	18	18
Green, Quade	12	44	56	45	0	74	48	1.5	21	7	23	30	27	0	26	20	1.3	18	18
Gabriel, Wenyen	53	111	164	93	3	20	38	0.5	16	25	61	86	62	3	7	25	0.3	15	15
Vanderbilt, Jarred	46	64	110	37	1	14	15	0.9	11	39	60	99	36	1	12	14	0.9	11	11
Richards, Nick	50	103	153	69	1	9	23	0.4	25	20	47	67	36	1	2	10	0.2	12	12
Killeya-Jones, Sacha	39	44	83	58	0	8	18	0.4	9	18	22	40	33	0	4	12	0.3	7	7
Wynyard, Tai	6	8	14	8	0	0	3	0.0	4	1	0	1	1	0	0	0	0.0	0	0
Calipari, Brad	0	2	2	0	0	1	2	0.5	3	0	1	1	0	0	0	1	0.0	3	3
Pulliam, Dillon	0	0	0	0	0	0	0	0.0	0										
David, Jonny	0	0	0	1	0	0	2	0.0	0	0	0	0	0	0	0	0	0.0	0	0
Totals	387	827	1214	589	12	413	418	1.0	107	216	468	684	357	9	204	226	0.9	96	96
Opponent	363	682	1045	632	-	415	375	1.1	86	201	410	611	372	-	242	204	1.2	85	85



2017-18 Kentucky Men's Basketball  
 Kentucky Team Game-by-Game (as of Mar 03, 2018)  
 All games



TEAM STATISTICS

Opponent	Date	Score		Total		3-Pointers		Free throws		Rebounds				pf	a	t/o	blk	stl	pts	avg
				fg-fga	pct	3fg-fga	pct	ft-fa	pct	off	def	tot	avg							
UTAH VALLEY	11/10/17	73-63	W	26-66	.394	5-15	.333	16-23	.696	18	20	38	38.0	18	17	14	8	11	73	73.0
VERMONT	11/12/17	73-69	W	26-56	.464	3-9	.333	18-23	.783	8	28	36	37.0	17	15	10	4	3	73	73.0
vs #4/3 Kansas	11/14/17	61-65	L	23-55	.418	3-13	.231	12-18	.667	10	29	39	37.7	20	14	18	10	7	61	69.0
ETSU	11/17/17	78-61	W	33-58	.569	9-16	.563	3-15	.200	13	27	40	38.2	20	17	22	8	6	78	71.2
TROY	11/20/17	70-62	W	26-59	.441	3-9	.333	15-23	.652	15	38	53	41.2	16	13	16	2	3	70	71.0
FORT WAYNE	11/22/17	86-67	W	33-55	.600	5-11	.455	15-24	.625	12	32	44	41.7	18	17	16	3	6	86	73.5
UIC	11/26/17	107-73	W	42-63	.667	4-12	.333	19-28	.679	10	27	37	41.0	19	22	15	7	6	107	78.3
HARVARD	12/2/17	79-70	W	26-56	.464	2-14	.143	25-30	.833	8	29	37	40.5	15	13	10	9	9	79	78.4
vs Monmouth	12/9/17	93-76	W	31-58	.534	7-19	.368	24-32	.750	14	30	44	40.9	18	20	19	8	7	93	80.0
RV/RV VIRGINIA TECH	12/16/17	93-86	W	33-68	.485	11-22	.500	16-24	.667	14	19	33	40.1	16	18	11	4	8	93	81.3
vs UCLA	12/23/17	75-83	L	29-68	.426	6-21	.286	11-16	.688	16	20	36	39.7	16	14	14	3	8	75	80.7
RV/RV LOUISVILLE	12/29/17	90-61	W	30-62	.484	6-13	.462	24-30	.800	12	32	44	40.1	19	13	11	5	5	90	81.5
GEORGIA	12/31/17	66-61	W	17-54	.315	5-16	.313	27-38	.711	15	27	42	40.2	23	10	9	6	8	66	80.3
at LSU	1/3/18	74-71	W	31-61	.508	5-12	.417	7-13	.538	10	25	35	39.9	10	13	14	3	6	74	79.9
at #23/22 Tennessee	1/6/18	65-76	L	24-52	.462	7-19	.368	10-16	.625	8	22	30	39.2	23	14	16	4	7	65	78.9
RV/RV TEXAS A&M	1/9/18	74-73	W	24-43	.558	4-12	.333	22-34	.647	7	21	28	38.5	18	10	12	2	5	74	78.6
at Vanderbilt	1/13/18	74-67	W	23-43	.535	3-10	.300	25-37	.676	9	26	35	38.3	19	11	11	7	3	74	78.3
at South Carolina	1/16/18	68-76	L	22-49	.449	1-11	.091	23-36	.639	6	29	35	38.1	32	7	16	5	5	68	77.7
FLORIDA	1/20/18	64-66	L	26-65	.400	4-17	.235	8-12	.667	16	33	49	38.7	17	13	17	4	4	64	77.0
MISSISSIPPI STATE	1/23/18	78-65	W	25-58	.431	5-14	.357	23-30	.767	13	28	41	38.8	13	11	11	5	7	78	77.1
at #7/7 West Virginia	1/27/18	83-76	W	26-58	.448	8-18	.444	23-29	.793	21	28	49	39.3	20	16	16	7	1	83	77.3
VANDERBILT	1/30/18	83-81	Wot	29-64	.453	5-14	.357	20-27	.741	10	25	35	39.1	22	7	9	4	6	83	77.6
at Mizzou	2/3/18	60-69	L	21-67	.313	2-20	.100	16-23	.696	20	20	40	39.1	29	9	12	2	7	60	76.8
#15/14 TENNESSEE	2/6/18	59-61	L	19-45	.422	3-14	.214	18-25	.720	7	23	30	38.8	18	7	15	4	4	59	76.1
at Texas A&M	02/10/18	74-85	L	30-66	.455	6-15	.400	8-17	.471	13	30	43	38.9	21	15	12	5	3	74	76.0
at #10/11 Auburn	02/14/18	66-76	L	25-54	.463	3-14	.214	13-20	.650	7	29	36	38.8	21	9	14	4	2	66	75.6
RV/RV ALABAMA	2/17/18	81-71	W	28-64	.438	4-11	.364	21-28	.750	20	24	44	39.0	19	10	13	4	5	81	75.8
at RV/RV Arkansas	02/20/18	87-72	W	31-67	.463	8-21	.381	17-20	.850	18	28	46	39.2	19	16	11	4	7	87	76.2
RV/NR MIZZOU	02/24/18	87-66	W	28-51	.549	10-16	.625	21-28	.750	9	27	36	39.1	19	17	9	6	5	87	76.6
OLE MISS	02/28/18	96-78	W	31-62	.500	8-18	.444	26-35	.743	12	31	43	39.3	17	19	12	5	9	96	77.2
at RV/RV Florida	3/3/18	67-80	L	24-58	.414	6-16	.375	13-22	.591	16	20	36	39.2	17	6	13	2	4	67	76.9
Kentucky		2384		842-1805	.466	161-462	.348	539-776	.695	387	827	1214	39.2	589	413	418	154	177	2384	76.9
Opponents		2206		776-1887	.411	236-795	.297	418-608	.688	363	682	1045	33.7	632	415	375	117	184	2206	71.2

Games played: 31  
 Points/game: 76.9  
 FG Pct: 46.6  
 3FG Pct: 34.8  
 FT Pct: 69.5

Rebounds/game: 39.2  
 Assists/game: 13.3  
 Turnovers/game: 13.5  
 Assist/turnover ratio: 1.0  
 Steals/game: 5.7  
 Blocks/game: 5.0





2017-18 Kentucky Men's Basketball  
 Kentucky Opponent Game-by-Game (as of Mar 03, 2018)  
 All games



OPPONENT STATISTICS

Opponent	Date	Score		Total		3-Pointers		Free throws		Rebounds				pf	a	t/o	blk	stl	pts	avg
				fg-fga	pct	3fg-fga	pct	ft-fta	pct	off	def	tot	avg							
UTAH VALLEY	11/10/17	73-63	W	23-56	.411	5-18	.278	12-18	.667	16	23	39	39.0	20	12	20	8	8	63	63.0
VERMONT	11/12/17	73-69	W	26-58	.448	10-29	.345	7-13	.538	6	21	27	33.0	18	14	7	1	1	69	66.0
vs #4/3 Kansas	11/14/17	61-65	L	24-68	.353	8-28	.286	9-16	.563	18	21	39	35.0	15	17	11	2	12	65	65.7
ETSU	11/17/17	78-61	W	22-68	.324	8-31	.258	9-14	.643	19	18	37	35.5	19	14	16	2	8	61	64.5
TROY	11/20/17	70-62	W	23-64	.359	4-27	.148	12-16	.750	6	24	30	34.4	20	9	6	5	5	62	64.0
FORT WAYNE	11/22/17	86-67	W	24-60	.400	12-37	.324	7-14	.500	7	14	21	32.2	20	13	10	0	8	67	64.5
UIC	11/26/17	107-73	W	26-64	.406	5-18	.278	16-24	.667	15	18	33	32.3	22	7	21	6	7	73	65.7
HARVARD	12/2/17	79-70	W	23-62	.371	12-28	.429	12-17	.706	12	24	36	32.8	21	13	15	3	4	70	66.2
vs Monmouth	12/9/17	93-76	W	26-70	.371	10-29	.345	14-18	.778	16	18	34	32.9	21	20	15	2	10	76	67.3
RV/RV VIRGINIA TECH	12/16/17	93-86	W	32-55	.582	10-22	.455	12-17	.706	6	24	30	32.6	22	18	19	1	3	86	69.2
vs UCLA	12/23/17	75-83	L	29-61	.475	12-30	.400	13-15	.867	11	26	37	33.0	14	14	14	2	12	83	70.5
RV/RV LOUISVILLE	12/29/17	90-61	W	24-69	.348	3-25	.120	10-13	.769	13	24	37	33.3	25	10	11	5	3	61	69.7
GEORGIA	12/31/17	66-61	W	23-58	.397	2-21	.095	13-21	.619	14	24	38	33.7	26	10	15	3	2	61	69.0
at LSU	1/3/18	74-71	W	29-65	.446	6-24	.250	7-9	.778	10	24	34	33.7	14	14	11	5	6	71	69.1
at #23/22 Tennessee	1/6/18	65-76	L	25-55	.455	8-22	.364	18-24	.750	12	25	37	33.9	16	23	12	4	8	76	69.6
RV/RV TEXAS A&M	1/9/18	74-73	W	26-52	.500	7-21	.333	14-24	.583	10	17	27	33.5	25	14	12	5	4	73	69.8
at Vanderbilt	1/13/18	74-67	W	21-55	.382	6-25	.240	19-27	.704	12	18	30	33.3	23	11	7	4	6	67	69.6
at South Carolina	1/16/18	68-76	L	23-61	.377	5-23	.217	25-38	.658	14	26	40	33.7	27	11	9	1	7	76	70.0
FLORIDA	1/20/18	64-66	L	22-66	.333	6-30	.200	16-25	.640	14	24	38	33.9	14	12	7	4	6	66	69.8
MISSISSIPPI STATE	1/23/18	78-65	W	26-67	.388	5-29	.172	8-10	.800	10	21	31	33.8	23	16	11	4	5	65	69.6
at #7/7 West Virginia	1/27/18	83-76	W	27-68	.397	10-24	.417	12-18	.667	17	17	34	33.8	23	12	6	7	6	76	69.9
VANDERBILT	1/30/18	83-81	Wot	28-59	.475	9-25	.360	16-23	.696	10	27	37	33.9	23	14	15	3	3	81	70.4
at Mizzou	2/3/18	60-69	L	19-41	.463	7-23	.304	24-33	.727	7	29	36	34.0	20	13	20	8	3	69	70.3
#15/14 TENNESSEE	2/6/18	59-61	L	22-52	.423	5-21	.238	12-14	.857	8	24	32	33.9	19	10	13	4	9	61	69.9
at Texas A&M	02/10/18	74-85	L	31-66	.470	9-23	.391	14-23	.609	12	28	40	34.2	18	16	9	6	5	85	70.5
at #10/11 Auburn	02/14/18	66-76	L	22-60	.367	8-27	.296	24-28	.857	9	25	34	34.2	17	12	7	5	9	76	70.7
RV/RV ALABAMA	2/17/18	81-71	W	26-55	.473	6-24	.250	13-21	.619	9	18	27	33.9	22	11	13	3	3	71	70.7
at RV/RV Arkansas	02/20/18	87-72	W	25-63	.397	9-26	.346	13-18	.722	11	18	29	33.7	19	14	9	7	3	72	70.8
RV/NR MIZZOU	02/24/18	87-66	W	21-58	.362	10-31	.323	14-22	.636	14	18	32	33.7	24	7	12	1	4	66	70.6
OLE MISS	02/28/18	96-78	W	30-74	.405	9-30	.300	9-15	.600	13	22	35	33.7	22	19	12	3	6	78	70.9
at RV/RV Florida	3/3/18	67-80	L	28-57	.491	10-24	.417	14-20	.700	12	22	34	33.7	20	15	10	3	8	80	71.2
Opponents		2206		776-1887	.411	236-795	.297	418-608	.688	363	682	1045	33.7	632	415	375	117	184	2206	71.2
Kentucky		2384		842-1805	.466	161-462	.348	539-776	.695	387	827	1214	39.2	589	413	418	154	177	2384	76.9

Games played: 31  
 Points/game: 71.2  
 FG Pct: 41.1  
 3FG Pct: 29.7  
 FT Pct: 68.8

Rebounds/game: 33.7  
 Assists/game: 13.4  
 Turnovers/game: 12.1  
 Assist/turnover ratio: 1.1  
 Steals/game: 5.9  
 Blocks/game: 3.8



2017-18 Kentucky Men's Basketball  
Kentucky Team High/Low Analysis (as of Mar 03, 2018)  
All games



Kentucky - TEAM GAME HIGHS

POINTS	107	UIC (11/26/17)
	96	OLE MISS (02/28/18)
	93	RV/RV VIRGINIA TECH (12/16/17)
	93	vs Monmouth (12/9/17)
	90	RV/RV LOUISVILLE (12/29/17)
FIELD GOALS MADE	42	UIC (11/26/17)
	33	RV/RV VIRGINIA TECH (12/16/17)
	33	FORT WAYNE (11/22/17)
	33	ETSU (11/17/17)
FIELD GOAL ATTEMPTS	68	vs UCLA (12/23/17)
	68	RV/RV VIRGINIA TECH (12/16/17)
FIELD GOAL PERCENTAGE	.667 (42-63)	UIC (11/26/17)
	.600 (33-55)	FORT WAYNE (11/22/17)
3 PT FIELD GOALS MADE	11	RV/RV VIRGINIA TECH (12/16/17)
	10	RV/NR MIZZOU (02/24/18)
3 PT FG ATTEMPTS	22	RV/RV VIRGINIA TECH (12/16/17)
	21	at RV/RV Arkansas (02/20/18)
	21	vs UCLA (12/23/17)
3 PT FG PERCENTAGE	.625 (10-16)	RV/NR MIZZOU (02/24/18)
	.563 (9-16)	ETSU (11/17/17)
FREE THROWS MADE	27	GEORGIA (12/31/17)
	26	OLE MISS (02/28/18)
FREE THROW ATTEMPTS	38	GEORGIA (12/31/17)
	37	at Vanderbilt (1/13/18)
FREE THROW PERCENTAGE	.850 (17-20)	at RV/RV Arkansas (02/20/18)
	.833 (25-30)	HARVARD (12/2/17)
REBOUNDS	53	TROY (11/20/17)
	49	at #7/7 West Virginia (1/27/18)
	49	FLORIDA (1/20/18)
ASSISTS	22	UIC (11/26/17)
	20	vs Monmouth (12/9/17)
STEALS	11	UTAH VALLEY (11/10/17)
	9	OLE MISS (02/28/18)
	9	HARVARD (12/2/17)
BLOCKED SHOTS	10	vs #4/3 Kansas (11/14/17)
	9	HARVARD (12/2/17)
TURNOVERS	22	ETSU (11/17/17)
	19	vs Monmouth (12/9/17)
FOULS	32	at South Carolina (1/16/18)
	29	at Mizzou (2/3/18)



2017-18 Kentucky Men's Basketball  
 Kentucky High/Low Analysis (as of Mar 03, 2018)  
 All games



Opponent - GAME HIGHS

POINTS	86		RV/RV VIRGINIA TECH (12/16/17)
	85		at Texas A&M (02/10/18)
	83		vs UCLA (12/23/17)
	81		VANDERBILT (1/30/18)
	80		at RV/RV Florida (3/3/18)
FIELD GOALS MADE	32		RV/RV VIRGINIA TECH (12/16/17)
	31		at Texas A&M (02/10/18)
FIELD GOAL ATTEMPTS	74		OLE MISS (02/28/18)
	70		vs Monmouth (12/9/17)
FIELD GOAL PERCENTAGE	.582	(32-55)	RV/RV VIRGINIA TECH (12/16/17)
	.500	(26-52)	RV/RV TEXAS A&M (1/9/18)
3 PT FIELD GOALS MADE	12		vs UCLA (12/23/17)
	12		HARVARD (12/2/17)
	12		FORT WAYNE (11/22/17)
3 PT FG ATTEMPTS	37		FORT WAYNE (11/22/17)
	31		RV/NR MIZZOU (02/24/18)
	31		ETSU (11/17/17)
3 PT FG PERCENTAGE	.455	(10-22)	RV/RV VIRGINIA TECH (12/16/17)
	.429	(12-28)	HARVARD (12/2/17)
FREE THROWS MADE	25		at South Carolina (1/16/18)
	24		at #10/11 Auburn (02/14/18)
	24		at Mizzou (2/3/18)
FREE THROW ATTEMPTS	38		at South Carolina (1/16/18)
	33		at Mizzou (2/3/18)
FREE THROW PERCENTAGE	.867	(13-15)	vs UCLA (12/23/17)
	.857	(24-28)	at #10/11 Auburn (02/14/18)
	.857	(12-14)	#15/14 TENNESSEE (2/6/18)
REBOUNDS	40		at Texas A&M (02/10/18)
	40		at South Carolina (1/16/18)
ASSISTS	23		at #23/22 Tennessee (1/6/18)
	20		vs Monmouth (12/9/17)
STEALS	12		vs UCLA (12/23/17)
	12		vs #4/3 Kansas (11/14/17)
BLOCKED SHOTS	8		at Mizzou (2/3/18)
	8		UTAH VALLEY (11/10/17)
TURNOVERS	21		UIC (11/26/17)
	20		at Mizzou (2/3/18)
	20		UTAH VALLEY (11/10/17)
FOULS	27		at South Carolina (1/16/18)
	26		GEORGIA (12/31/17)





2017-18 Kentucky Men's Basketball  
Kentucky High/Low Analysis (as of Mar 03, 2018)  
All games



Kentucky - GAME LOWS

POINTS	59		#15/14 TENNESSEE (2/6/18)
	60		at Mizzou (2/3/18)
	61		vs #4/3 Kansas (11/14/17)
	64		FLORIDA (1/20/18)
	65		at #23/22 Tennessee (1/6/18)
FIELD GOALS MADE	17		GEORGIA (12/31/17)
	19		#15/14 TENNESSEE (2/6/18)
FIELD GOAL ATTEMPTS	43		RV/RV TEXAS A&M (1/9/18)
	43		at Vanderbilt (1/13/18)
FIELD GOAL PERCENTAGE	.313	(21-67)	at Mizzou (2/3/18)
	.315	(17-54)	GEORGIA (12/31/17)
3 PT FIELD GOALS MADE	1		at South Carolina (1/16/18)
	2		HARVARD (12/2/17)
	2		at Mizzou (2/3/18)
3 PT FG ATTEMPTS	9		VERMONT (11/12/17)
	9		TROY (11/20/17)
3 PT FG PERCENTAGE	.091	(1-11)	at South Carolina (1/16/18)
	.100	(2-20)	at Mizzou (2/3/18)
FREE THROWS MADE	3		ETSU (11/17/17)
	7		at LSU (1/3/18)
FREE THROW ATTEMPTS	12		FLORIDA (1/20/18)
	13		at LSU (1/3/18)
FREE THROW PERCENTAGE	.200	(3-15)	ETSU (11/17/17)
	.471	(8-17)	at Texas A&M (02/10/18)
REBOUNDS	28		RV/RV TEXAS A&M (1/9/18)
	30		at #23/22 Tennessee (1/6/18)
	30		#15/14 TENNESSEE (2/6/18)
ASSISTS	6		at RV/RV Florida (3/3/18)
	7		at South Carolina (1/16/18)
	7		VANDERBILT (1/30/18)
	7		#15/14 TENNESSEE (2/6/18)
STEALS	1		at #7/7 West Virginia (1/27/18)
	2		at #10/11 Auburn (02/14/18)
BLOCKED SHOTS	2		TROY (11/20/17)
	2		RV/RV TEXAS A&M (1/9/18)
	2		at Mizzou (2/3/18)
	2		at RV/RV Florida (3/3/18)
TURNOVERS	9		GEORGIA (12/31/17)
	9		VANDERBILT (1/30/18)
	9		RV/NR MIZZOU (02/24/18)
FOULS	10		at LSU (1/3/18)
	13		MISSISSIPPI STATE (1/23/18)



2017-18 Kentucky Men's Basketball  
 Kentucky High/Low Analysis (as of Mar 03, 2018)  
 All games



Opponent - GAME LOWS

POINTS	61		ETSU (11/17/17)
	61		RV/RV LOUISVILLE (12/29/17)
	61		GEORGIA (12/31/17)
	61		#15/14 TENNESSEE (2/6/18)
	62		TROY (11/20/17)
FIELD GOALS MADE	19		at Mizzou (2/3/18)
	21		at Vanderbilt (1/13/18)
	21		RV/NR MIZZOU (02/24/18)
FIELD GOAL ATTEMPTS	41		at Mizzou (2/3/18)
	52		RV/RV TEXAS A&M (1/9/18)
	52		#15/14 TENNESSEE (2/6/18)
FIELD GOAL PERCENTAGE	.324	(22-68)	ETSU (11/17/17)
	.333	(22-66)	FLORIDA (1/20/18)
3 PT FIELD GOALS MADE	2		GEORGIA (12/31/17)
	3		RV/RV LOUISVILLE (12/29/17)
3 PT FG ATTEMPTS	18		UTAH VALLEY (11/10/17)
	18		UIC (11/26/17)
3 PT FG PERCENTAGE	.095	(2-21)	GEORGIA (12/31/17)
	.120	(3-25)	RV/RV LOUISVILLE (12/29/17)
FREE THROWS MADE	7		VERMONT (11/12/17)
	7		FORT WAYNE (11/22/17)
	7		at LSU (1/3/18)
FREE THROW ATTEMPTS	9		at LSU (1/3/18)
	10		MISSISSIPPI STATE (1/23/18)
FREE THROW PERCENTAGE	.500	(7-14)	FORT WAYNE (11/22/17)
	.538	(7-13)	VERMONT (11/12/17)
REBOUNDS	21		FORT WAYNE (11/22/17)
	27		VERMONT (11/12/17)
	27		RV/RV TEXAS A&M (1/9/18)
	27		RV/RV ALABAMA (2/17/18)
ASSISTS	7		UIC (11/26/17)
	7		RV/NR MIZZOU (02/24/18)
STEALS	1		VERMONT (11/12/17)
	2		GEORGIA (12/31/17)
BLOCKED SHOTS	0		FORT WAYNE (11/22/17)
	1		VERMONT (11/12/17)
	1		RV/RV VIRGINIA TECH (12/16/17)
	1		at South Carolina (1/16/18)
	1		RV/NR MIZZOU (02/24/18)
TURNOVERS	6		TROY (11/20/17)
	6		at #7/7 West Virginia (1/27/18)
FOULS	14		vs UCLA (12/23/17)
	14		at LSU (1/3/18)
	14		FLORIDA (1/20/18)



2017-18 Kentucky Men's Basketball  
 Kentucky Player High/Low Analysis (as of Mar 03, 2018)  
 All games



Kentucky - INDIVIDUAL GAME HIGHS

Points	34		Knox, Kevin at #7/7 West Virginia (1/27/18)
	30		Gilgeous-Alexander vs Vanderbilt (1/30/18)
	25		Knox, Kevin vs UIC (11/26/17)
	25		Richards, Nick vs Fort Wayne (11/22/17)
	24		Gilgeous-Alexander vs RV/RV LOUISVILLE (12/29/17)
Field Goals Made	12		Gilgeous-Alexander vs Vanderbilt (1/30/18)
	11		Knox, Kevin at #7/7 West Virginia (1/27/18)
Field Goal Att.	19		Gilgeous-Alexander vs Vanderbilt (1/30/18)
	18		Knox, Kevin at RV/RV Arkansas (02/20/18)
	18		Diallo, Hamidou vs UCLA (12/23/17)
FG Pct (min 5 made)	1.000	(5-5)	Knox, Kevin vs RV/RV TEXAS A&M (1/9/18)
	.900	(9-10)	Richards, Nick vs Fort Wayne (11/22/17)
3-Point FG Made	5		Knox, Kevin at #7/7 West Virginia (1/27/18)
	4		Knox, Kevin vs Mississippi State (1/23/18)
	4		Diallo, Hamidou vs RV/RV Virginia Tech (12/16/17)
	4		Knox, Kevin vs ETSU (11/17/17)
3-Point FG Att.	8		Knox, Kevin at RV/RV Arkansas (02/20/18)
	8		Knox, Kevin at #7/7 West Virginia (1/27/18)
	8		Knox, Kevin at South Carolina (1/16/18)
3-Pt FG Pct (min 2 made)	1.000	(4-4)	Knox, Kevin vs Mississippi State (1/23/18)
	1.000	(3-3)	Green, Quade at RV/RV Florida (3/3/18)
	1.000	(3-3)	Diallo, Hamidou vs RV/NR MIZZOU (02/24/18)
	1.000	(2-2)	Green, Quade vs RV/NR MIZZOU (02/24/18)
	1.000	(2-2)	Green, Quade vs RV/RV ALABAMA (2/17/18)
	1.000	(2-2)	Knox, Kevin vs RV/RV TEXAS A&M (1/9/18)
Free Throws Made	12		Gilgeous-Alexander vs Georgia (12/31/17)
	11		Gilgeous-Alexander vs Ole Miss (02/28/18)
Free Throw Att.	14		Washington, PJ vs Mississippi State (1/23/18)
	13		Gilgeous-Alexander vs Ole Miss (02/28/18)
	13		Gilgeous-Alexander vs Georgia (12/31/17)
FT Pct (min 3 made)	1.000	(9-9)	Washington, PJ vs Monmouth (12/9/17)
	1.000	(8-8)	Knox, Kevin vs RV/NR MIZZOU (02/24/18)
	1.000	(8-8)	Gilgeous-Alexander vs Harvard (12/2/17)
	1.000	(7-7)	Knox, Kevin at Vanderbilt (1/13/18)
	1.000	(7-7)	Richards, Nick vs Fort Wayne (11/22/17)
	1.000	(6-6)	Vanderbilt, Jarred at Mizzou (2/3/18)
	1.000	(6-6)	Washington, PJ vs RV/RV LOUISVILLE (12/29/17)
	1.000	(5-5)	Gilgeous-Alexander at Mizzou (2/3/18)
	1.000	(5-5)	Gilgeous-Alexander vs Vanderbilt (1/30/18)
	1.000	(4-4)	Gilgeous-Alexander vs RV/NR MIZZOU (02/24/18)
	1.000	(4-4)	Gilgeous-Alexander at RV/RV Arkansas (02/20/18)
	1.000	(4-4)	Richards, Nick vs RV/RV ALABAMA (2/17/18)
	1.000	(4-4)	Knox, Kevin vs RV/RV ALABAMA (2/17/18)
	1.000	(4-4)	Washington, PJ vs #15/14 Tennessee (2/6/18)
	1.000	(4-4)	Gabriel, Wenyen at #7/7 West Virginia (1/27/18)
	1.000	(4-4)	Gilgeous-Alexander vs Mississippi State (1/23/18)
	1.000	(4-4)	Green, Quade vs Mississippi State (1/23/18)
	1.000	(4-4)	Knox, Kevin at #23/22 Tennessee (1/6/18)
	1.000	(4-4)	Knox, Kevin vs Harvard (12/2/17)
	1.000	(4-4)	Killeya-Jones, Sacha vs Vermont (11/12/17)
	1.000	(4-4)	Knox, Kevin vs Vermont (11/12/17)
	1.000	(4-4)	Green, Quade vs Utah Valley (11/10/17)
	1.000	(3-3)	Gabriel, Wenyen vs Ole Miss (02/28/18)



	1.000	(3-3)	Gilgeous-Alexander at LSU (1/3/18)
	1.000	(3-3)	Washington, PJ vs UCLA (12/23/17)
	1.000	(3-3)	Diallo, Hamidou vs UIC (11/26/17)
Rebounds	15		Vanderbilt, Jarred vs RV/NR MIZZOU (02/24/18)
	15		Richards, Nick vs Fort Wayne (11/22/17)
Assists	10		Gilgeous-Alexander vs Ole Miss (02/28/18)
	9		Gilgeous-Alexander vs Monmouth (12/9/17)
Steals	4		Gilgeous-Alexander vs Fort Wayne (11/22/17)
	4		Knox, Kevin vs Utah Valley (11/10/17)
	4		Gilgeous-Alexander vs Utah Valley (11/10/17)
Blocked Shots	4		Washington, PJ vs Monmouth (12/9/17)
	4		Washington, PJ vs #4/3 Kansas (11/14/17)
Turnovers	7		Knox, Kevin vs Monmouth (12/9/17)
	6		Gilgeous-Alexander at South Carolina (1/16/18)
	6		Washington, PJ vs ETSU (11/17/17)
	6		Knox, Kevin vs ETSU (11/17/17)
	6		Gilgeous-Alexander vs #4/3 Kansas (11/14/17)
Fouls	5		Gabriel, Wenyen at Texas A&M (02/10/18)
	5		Vanderbilt, Jarred at Texas A&M (02/10/18)
	5		Diallo, Hamidou at Mizzou (2/3/18)
	5		Gabriel, Wenyen at South Carolina (1/16/18)
	5		Richards, Nick at South Carolina (1/16/18)
	5		Diallo, Hamidou at South Carolina (1/16/18)
	5		Gabriel, Wenyen at #23/22 Tennessee (1/6/18)
	5		Diallo, Hamidou at #23/22 Tennessee (1/6/18)
	5		Washington, PJ vs Georgia (12/31/17)
	5		Knox, Kevin vs RV/RV LOUISVILLE (12/29/17)
	5		Washington, PJ vs Harvard (12/2/17)
	5		Washington, PJ vs ETSU (11/17/17)
Minutes	40		Knox, Kevin vs Vanderbilt (1/30/18)
	39		Gilgeous-Alexander at RV/RV Arkansas (02/20/18)
	39		Gilgeous-Alexander vs #15/14 Tennessee (2/6/18)
	39		Knox, Kevin at South Carolina (1/16/18)
	39		Gilgeous-Alexander at Vanderbilt (1/13/18)
	39		Diallo, Hamidou at Vanderbilt (1/13/18)
	39		Gilgeous-Alexander vs RV/RV TEXAS A&M (1/9/18)



2017-18 Kentucky Men's Basketball  
 Kentucky Opponent High/Low Analysis (as of Mar 03, 2018)  
 All games



OPPONENT INDIVIDUAL GAME HIGHS

Points	27		SILVA, Chris at South Carolina (1/16/18)
	26		Davis, Terence vs Ole Miss (02/28/18)
	26		ROBERTSON, Kassius vs RV/NR MIZZOU (02/24/18)
	26		MACON,DARYL at RV/RV Arkansas (02/20/18)
	26		Carter, Jevon at #7/7 West Virginia (1/27/18)
Field Goals Made	11		Duop Reath at LSU (1/3/18)
	10		Davis, Terence vs Ole Miss (02/28/18)
Field Goal Att.	23		Davis, Terence vs Ole Miss (02/28/18)
	20		Carter, Jevon at #7/7 West Virginia (1/27/18)
FG Pct (min 5 made)	1.000	(5-5)	Azubuike, Udoka vs #4/3 Kansas (11/14/17)
	.875	(7-8)	Hall, Donata vs RV/RV ALABAMA (2/17/18)
	.875	(7-8)	Jurkin, Peter vs ETSU (11/17/17)
3-Point FG Made	6		ROBERTSON, Kassius vs RV/NR MIZZOU (02/24/18)
	6		Towns, Seth vs Harvard (12/2/17)
3-Point FG Att.	12		Davis, Terence vs Ole Miss (02/28/18)
	11		ROBERTSON, Kassius vs RV/NR MIZZOU (02/24/18)
	11		HAMMOND,DEION vs Monmouth (12/9/17)
	11		Harrell, Kason vs Fort Wayne (11/22/17)
3-Pt FG Pct (min 2 made)	1.000	(2-2)	Ali, Prince vs UCLA (12/23/17)
	.857	(6-7)	Towns, Seth vs Harvard (12/2/17)
Free Throws Made	10		ROBERSON, Jeff vs Vanderbilt (1/30/18)
	9		HARPER, Jared at #10/11 Auburn (02/14/18)
	9		SILVA, Chris at South Carolina (1/16/18)
Free Throw Att.	13		SILVA, Chris at South Carolina (1/16/18)
	11		ROBERSON, Jeff vs Vanderbilt (1/30/18)
FT Pct (min 3 made)	1.000	(9-9)	HARPER, Jared at #10/11 Auburn (02/14/18)
	1.000	(8-8)	ROBERTSON, Kassius at Mizzou (2/3/18)
	1.000	(6-6)	ROBERSON, Jeff at Vanderbilt (1/13/18)
	1.000	(5-5)	FISHER-DAVIS,Matthew at Vanderbilt (1/13/18)
	1.000	(4-4)	Petty, John vs RV/RV ALABAMA (2/17/18)
	1.000	(4-4)	Sexton, Collin vs RV/RV ALABAMA (2/17/18)
	1.000	(4-4)	Walker, Derrick vs #15/14 Tennessee (2/6/18)
	1.000	(4-4)	Carter, Jevon at #7/7 West Virginia (1/27/18)
	1.000	(4-4)	Davis, Tyler vs RV/RV TEXAS A&M (1/9/18)
	1.000	(4-4)	Bowden, Jordan at #23/22 Tennessee (1/6/18)
	1.000	(4-4)	Tremont Waters at LSU (1/3/18)
	1.000	(4-4)	Adel, Deng vs RV/RV LOUISVILLE (12/29/17)
	1.000	(4-4)	Holiday, Aaron vs UCLA (12/23/17)
	1.000	(4-4)	SEABORN,MICAH vs Monmouth (12/9/17)
	1.000	(4-4)	Robinson, Clint vs UIC (11/26/17)
	1.000	(4-4)	Toolson, Jake vs Utah Valley (11/10/17)
	1.000	(3-3)	Hudson, Jalen at RV/RV Florida (3/3/18)
	1.000	(3-3)	West, Lamont at #7/7 West Virginia (1/27/18)
	1.000	(3-3)	Person, Wesley vs Troy (11/20/17)
Rebounds	13		Stevens, Bruce vs Ole Miss (02/28/18)
	12		Maten, Yante vs Georgia (12/31/17)
Assists	9		Robinson, Justin vs RV/RV Virginia Tech (12/16/17)
	8		Chiozza, Chris vs Florida (1/20/18)
	8		Holiday, Aaron vs UCLA (12/23/17)
Steals	4		Schofield, Admiral at #23/22 Tennessee (1/6/18)
	3		Allen, KeVaughn at RV/RV Florida (3/3/18)
	3		MCLEMORE, Anfernee at #10/11 Auburn (02/14/18)
	3		KOTSAR, Maik at South Carolina (1/16/18)

	3	BOOKER, Frank at South Carolina (1/16/18)
	3	Welsh, Thomas vs UCLA (12/23/17)
	3	TILGHMAN,AUSTIN vs Monmouth (12/9/17)
	3	SALNAVE,RAY vs Monmouth (12/9/17)
	3	Konchar, John vs Fort Wayne (11/22/17)
	3	Long, Jermaine vs ETSU (11/17/17)
	3	Vick, Lagerald vs #4/3 Kansas (11/14/17)
	3	Newman, Malik vs #4/3 Kansas (11/14/17)
Blocked Shots	7	Konate, Sagaba at #7/7 West Virginia (1/27/18)
	5	Manyang, Akolda vs Utah Valley (11/10/17)
Turnovers	7	Holiday, Aaron vs UCLA (12/23/17)
	5	PURYEAR, Kevin vs RV/NR MIZZOU (02/24/18)
	5	ROBERTSON, Kassius at Mizzou (2/3/18)
	5	Blount, Jordan vs UIC (11/26/17)
	5	Bradford, Desonta vs ETSU (11/17/17)
	5	Graham, Devonte' vs #4/3 Kansas (11/14/17)
Fouls	5	PURYEAR, Kevin vs RV/NR MIZZOU (02/24/18)
	5	PORTER, Jontay vs RV/NR MIZZOU (02/24/18)
	5	Sexton, Collin vs RV/RV ALABAMA (2/17/18)
	5	Walker, Derrick vs #15/14 Tennessee (2/6/18)
	5	Stapleton, Xavian vs Mississippi State (1/23/18)
	5	HAASE, Felipe at South Carolina (1/16/18)
	5	Jackson II, William vs Georgia (12/31/17)
	5	Mahmoud, Anas vs RV/RV LOUISVILLE (12/29/17)
	5	Blackshear, Kerry vs RV/RV Virginia Tech (12/16/17)
	5	Ottey, Marcus vs UIC (11/26/17)
	5	Blount, Jordan vs UIC (11/26/17)





2017-18 Kentucky Men's Basketball  
 Kentucky Team Game-by-Game Comparison (as of Mar 03, 2018)  
 All games



Opponent	1st	2nd	Score	Mar	Total FG	FG Pct	3-Pointers	3FG Pct	Free Throws	FT Pct	Rebounds	Assist	T/Over	Block	Steal	Fouls
UTAH VALLEY	25/34	48/29	73-63	+10	26-66/23-56	.394/.411	5-15/5-18	.333/.278	16-23/12-18	.696/.667	38/39 (1)	17/12	14/20	8/8	11/8	18/20
VERMONT	36/24	37/45	73-69	+4	26-56/26-58	.464/.448	3-9/10-29	.333/.345	18-23/7-13	.783/.538	36/27 +9	15/14	10/7	4/1	3/1	17/18
#4/3 Kansas	33/34	28/31	61-65	(4)	23-55/24-68	.418/.353	3-13/8-28	.231/.286	12-18/9-16	.667/.563	39/39 -	14/17	18/11	10/2	7/12	20/15
ETSU	36/30	42/31	78-61	+17	33-58/22-68	.569/.324	9-16/8-31	.563/.258	3-15/9-14	.200/.643	40/37 +3	17/14	22/16	8/2	6/8	20/19
TROY	41/25	29/37	70-62	+8	26-59/23-64	.441/.359	3-9/4-27	.333/.148	15-23/12-16	.652/.750	53/30 +23	13/9	16/6	2/5	3/5	16/20
FORT WAYNE	45/37	41/30	86-67	+19	33-55/24-60	.600/.400	5-11/12-37	.455/.324	15-24/7-14	.625/.500	44/21 +23	17/13	16/10	3/0	6/8	18/20
UIC	52/35	55/38	107-73	+34	42-63/26-64	.667/.406	4-12/5-18	.333/.278	19-28/16-24	.679/.667	37/33 +4	22/7	15/21	7/6	6/7	19/22
HARVARD	42/37	37/33	79-70	+9	26-56/23-62	.464/.371	2-14/12-28	.143/.429	25-30/12-17	.833/.706	37/36 +1	13/13	10/15	9/3	9/4	15/21
Monmouth	54/31	39/45	93-76	+17	31-58/26-70	.534/.371	7-19/10-29	.368/.345	24-32/14-18	.750/.778	44/34 +10	20/20	19/15	8/2	7/10	18/21
RV/RV VIRGINIA TECH	41/47	52/39	93-86	+7	33-68/32-55	.485/.582	11-22/10-22	.500/.455	16-24/12-17	.667/.706	33/30 +3	18/18	11/19	4/1	8/3	16/22
UCLA	39/39	36/44	75-83	(8)	29-68/29-61	.426/.475	6-21/12-30	.286/.400	11-16/13-15	.688/.867	36/37 (1)	14/14	14/14	3/2	8/12	16/14
RV/RV LOUISVILLE	41/27	49/34	90-61	+29	30-62/24-69	.484/.348	6-13/3-25	.462/.120	24-30/10-13	.800/.769	44/37 +7	13/10	11/11	5/5	5/3	19/25
GEORGIA	26/27	40/34	66-61	+5	17-54/23-58	.315/.397	5-16/2-21	.313/.095	27-38/13-21	.711/.619	42/38 +4	10/10	9/15	6/3	8/2	23/26
LSU	31/36	43/35	74-71	+3	31-61/29-65	.508/.446	5-12/6-24	.417/.250	7-13/7-9	.538/.778	35/34 +1	13/14	14/11	3/5	6/6	10/14
#23/22 Tennessee	37/29	28/47	65-76	(11)	24-52/25-55	.462/.455	7-19/8-22	.368/.364	10-16/18-24	.625/.750	30/37 (7)	14/23	16/12	4/4	7/8	23/16
RV/RV TEXAS A&M	37/35	37/38	74-73	+1	24-43/26-52	.558/.500	4-12/7-21	.333/.333	22-34/14-24	.647/.583	28/27 +1	10/14	12/12	2/5	5/4	18/25
Vanderbilt	36/27	38/40	74-67	+7	23-43/21-55	.535/.382	3-10/6-25	.300/.240	25-37/19-27	.676/.704	35/30 +5	11/11	11/7	7/4	3/6	19/23
South Carolina	37/34	31/42	68-76	(8)	22-49/23-61	.449/.377	1-11/5-23	.091/.217	23-36/25-38	.639/.658	35/40 (5)	7/11	16/9	5/1	5/7	32/27
FLORIDA	31/33	33/33	64-66	(2)	26-65/22-66	.400/.333	4-17/6-30	.235/.200	8-12/16-25	.667/.640	49/38 +11	13/12	17/7	4/4	4/6	17/14
MISSISSIPPI STATE	38/36	40/29	78-65	+13	25-58/26-67	.431/.388	5-14/5-29	.357/.172	23-30/8-10	.767/.800	41/31 +10	11/16	11/11	5/4	7/5	13/23
#7/7 West Virginia	33/48	50/28	83-76	+7	26-58/27-68	.448/.397	8-18/10-24	.444/.417	23-29/12-18	.793/.667	49/34 +15	16/12	16/6	7/7	1/6	20/23
VANDERBILT	27/33	44/38	83-81	+2	29-64/28-59	.453/.475	5-14/9-25	.357/.360	20-27/16-23	.741/.696	35/37 (2)	7/14	9/15	4/3	6/3	22/23
Mizzou	18/28	42/41	60-69	(9)	21-67/19-41	.313/.463	2-20/7-23	.100/.304	16-23/24-33	.696/.727	40/36 +4	9/13	12/20	2/8	7/3	29/20
#15/14 TENNESSEE	26/27	33/34	59-61	(2)	19-45/22-52	.422/.423	3-14/5-21	.214/.238	18-25/12-14	.720/.857	30/32 (2)	7/10	15/13	4/4	4/9	18/19
Texas A&M	30/26	44/59	74-85	(11)	30-66/31-66	.455/.470	6-15/9-23	.400/.391	8-17/14-23	.471/.609	43/40 +3	15/16	12/9	5/6	3/5	21/18
#10/11 Auburn	33/39	33/37	66-76	(10)	25-54/22-60	.463/.367	3-14/8-27	.214/.296	13-20/24-28	.650/.857	36/34 +2	9/12	14/7	4/5	2/9	21/17
RV/RV ALABAMA	39/34	42/37	81-71	+10	28-64/26-55	.438/.473	4-11/6-24	.364/.250	21-28/13-21	.750/.619	44/27 +17	10/11	13/13	4/3	5/3	19/22
RV/RV Arkansas	43/43	44/29	87-72	+15	31-67/25-63	.463/.397	8-21/9-26	.381/.346	17-20/13-18	.850/.722	46/29 +17	16/14	11/9	4/7	7/3	19/19
RV/NR MIZZOU	44/32	43/34	87-66	+21	28-51/21-58	.549/.362	10-16/10-31	.625/.323	21-28/14-22	.750/.636	36/32 +4	17/7	9/12	6/1	5/4	19/24
OLE MISS	50/42	46/36	96-78	+18	31-62/30-74	.500/.405	8-18/9-30	.444/.300	26-35/9-15	.743/.600	43/35 +8	19/19	12/12	5/3	9/6	17/22
RV/RV Florida	33/48	34/32	67-80	(13)	24-58/28-57	.414/.491	6-16/10-24	.375/.417	13-22/14-20	.591/.700	36/34 +2	6/15	13/10	2/3	4/8	17/20

Note: Game totals are displayed in the format TEAM/OPPONENT for each category