



2018 NCAA TOURNAMENT GUIDE

#9 K-STATE VS #5 KENTUCKY

NCAA SOUTH REGIONAL SEMIFINALS // PHILIPS ARENA // ATLANTA, GA.

THURSDAY-SATURDAY, MARCH 22-24, 2018

NCAA Media Information - Atlanta

For complete NCAA media policies and other information, visit: www.ncaa.com/media

MEDIA HEADQUARTERS HOTEL

Omni Atlanta Hotel at CNN Center
100 CNN Center NW
Atlanta, GA 30303
(404) 659.0000
www.omnihotels.com/Atlanta

Site Media Coordinator

Mike Flynn, Associate AD/Media Relations, Georgia Tech
C: (828) 964.6406 | E: mflynn@athletics.gatech.edu

Other Key Site Media Coordination Staff Members

Mike Stamus | C: (404) 218.9723 | E: mstamus@athletics.gatech.edu
Liz Ryan | C: (404) 431.9619 | E: lryan@athletics.gatech.edu
Andrew Clausen | C: (704) 301.2818 | E: aclausen@athletics.gatech.edu

SCHEDULE OF EVENTS (All Times Local -- EDT)

Wednesday, March 21

General

8:30 am - 4 pm	Credentials Distribution
8:30 am - 7:30 pm	Media workroom open
Noon - 2 pm	Media buffet
4:15 - 7:30 pm	Courtside open to media

Practices

9:55 - 10:10 am	Loyola Chicago open to media
11:30 - 11:45 am	K-State open to media
1:05 - 1:20 pm	Nevada open to media
2:40 - 2:55 pm	Kentucky open to media

News Conferences in Interview Room

11:30 - 11:45 am	Loyola Chicago coach
11:45 - Noon	Loyola Chicago student-athletes
11:30 - Noon	Loyola Chicago locker room open

12:30 - 12:45 pm	Nevada student-athletes
12:45 - 1 pm	Nevada coach
12:30 - 1 pm	Nevada locker room open

1:05 - 1:20 pm	K-State coach
1:20 - 1:35 pm	K-State student-athletes
1:05 - 1:35 pm	K-State locker room open

2:05 - 2:20 pm	Kentucky student-athletes
2:20 - 2:35 pm	Kentucky coach
2:05 - 2:35 pm	Kentucky locker room open

**Each team's top seven student-athletes (and any other individuals requested by the media) who are not in the interview room shall be available to the media in the locker room during the time the coach and selected student-athletes are participating in the news conference.*

Thursday, March 22

General

3 pm - halftime of second game	Credential Distribution
3 pm - four hours after end of second game	Media workroom opens
5 pm - start of first game	Media buffet
7:07 pm	Loyola Chicago vs. Nevada (CBS)
30 minutes after G1	K-State vs. Kentucky (CBS)

Friday, March 23

General

Noon - 4 pm	Credentials Distribution
Noon - 8:30 pm	Media workroom open
<i>No media buffet will be served; snacks available</i>	

News Conferences in Interview Room

2:50 - 3:30 pm	Game 2 winner head coach and student-athletes
2:50 - 3:10 pm	Game 2 winner locker room open
3:15 - 3:30 pm	Game 2 winner student-athletes in breakout areas

3:40 - 4:20 pm	Game 1 winner head coach and student-athletes
3:40 - 4 pm	Game 1 winner locker room open
4:05 - 4:20 pm	Game 1 winner student-athletes in breakout areas

**Each team's top seven student-athletes (and any other individuals requested by the media) who are not in the interview room shall be available to the media in the locker room during the time the coach and selected student-athletes are participating in the news conference.*

Saturday, March 24

General

4 hours before tip	Credential distribution
4 hours before tip	Media workroom opens
2 hours before tip	Media buffet
TBA	Regional Championship Game

POSTGAME NEWS CONFERENCES:

Postgame news conferences will be conducted immediately after a cooling-off period in the interview room, with the losing team appearing first. A 10-minute cooling-off period has been set aside for a losing team's coach to be with the student-athletes in the locker room after each game. The period begins when the coach from the losing team enters the locker room after the game. The winning team shall have a 10-minute cooling-off period that begins when its coach enters the locker room after the game and on-court media obligations.

Order of Appearance

The losing coach and student-athletes shall be scheduled in the interview room before the winning coach and student-athletes.

Participating Student-Athletes

The SID, working with the head coach and a designated pool reporter representing the USBWA, shall designate a minimum of two student-athletes to participate in the postgame news conference. Primary consideration will be given to student-athletes who had the biggest impact on the game. A minimum of two student-athletes will participate in off-day media sessions on Wednesday and Friday.



K-STATE 2017-18 MEN'S BASKETBALL // GAME NOTES

1,600+ ALL-TIME VICTORIES // 30 NCAA TOURNAMENTS // 4 FINAL FOURS [1948, 1951, 1958, 1964] // 20 CONFERENCE TITLES

2017-18 SCHEDULE & RECORD

Overall Record: 24-11

Big 12: 10-8 ■ Non-Conference: 11-2
Home: 14-4 ■ Away: 6-5 ■ Neutral: 4-2

OCTOBER

Sat. 21	MISSOURI STATE (Exh.)		W, 78-62
Sun. 29	FORT HAYS STATE (Exh.)	FSKC/ESPN3	W, 79-56

NOVEMBER

Fri. 3	EMPORIA STATE (Exh.)	FSKC/ESPN3	W, 77-44
Fri. 10	AMERICAN	FSKC/ESPN3	W, 83-45
Tues. 14	UMKC	FSKC/ESPN3	W, 72-51
Fri. 17	UC IRVINE	FSKC/ESPN3	W, 71-49
Mon. 20	NORTHERN ARIZONA	FSKC/ESPN3	W, 80-58
<i>Continental Tire Las Vegas Invitational (Orleans Arena; Las Vegas, Nev.)</i>			
Thurs. 23	vs. Arizona State	FS1	L, 90-92
Fri. 24	vs. George Washington	FS1	W, 67-59
Wed. 29	ORAL ROBERTS	FSKC/ESPN3	W, 77-68

DECEMBER

Sun. 3	@Vanderbilt	SEC Plus/ESPN3	W, 84-79
Tues. 5	USC UPSTATE	FSKC/ESPN3	W, 86-49
<i>Wichita Wildcat Classic (INTRUST Bank Arena; Wichita, Kan.)</i>			
Sat. 9	TULSA	FSKC/ESPN3	L, 54-61
Sat. 16	SE MISSOURI STATE	FSKC/ESPN3	W, 89-71
Wed. 20	vs. Washington State	ESPN2	W, 68-65
Fri. 29	@Iowa State*	ESPN	W, 91-75

JANUARY

Mon. 1	6/7 WEST VIRGINIA*	ESPN	L, 69-77
Sat. 6	@18/18 Texas Tech*	FSKC	L, 58-74
Wed. 10	OKLAHOMA STATE*	ESPNNews	W, 86-82
Sat. 13	@12/12 Kansas*	ESPN	L, 72-73
Tues. 16	4/6 OKLAHOMA*	ESPN	W, 87-69
Sat. 20	24/25 TCU*	ESPN	W, 73-68
Mon. 22	@Baylor*	ESPN	W, 90-83
<i>Big 12-SEC Challenge (Bramlage Coliseum; Manhattan, Kan.)</i>			
Sat. 27	GEORGIA	ESPN	W, 56-51
Mon. 29	7/7 KANSAS*	ESPN	L, 56-70

FEBRUARY

Sat. 3	@15/11 West Virginia*	ESPN2	L, 51-89
Wed. 7	@Texas*	LHN	W, 67-64
Sat. 10	7/7 TEXAS TECH*	ESPN	L, 47-66
Wed. 14	@Oklahoma State*	ESPN	W, 82-72
Sat. 17	IOWA STATE*	ESPN	W, 78-66
Wed. 21	TEXAS*	ESPN	W, 58-48
Sat. 24	@Oklahoma*	ESPN2	L, 77-86
Tues. 27	@TCU*	ESPN	L, 59-66

MARCH

Sat. 3	BAYLOR*	ESPN	W, 77-67
<i>Phillips 66 Big 12 Championship (Sprint Center; Kansas City, Mo.)</i>			
Thurs. 8	vs. TCU	ESPN2	W, 66-64
Fri. 9	vs. 9/9 Kansas	ESPN	L, 67-83
<i>NCAA South Regional First/Second Round (Spectrum Center; Charlotte, N.C.)</i>			
Fri. 16	vs. [8] Creighton	TNT	W, 69-59
Sun. 18	vs. [16] UMBC	truTV	W, 50-43
<i>NCAA South Regional Semifinals (Philips Arena; Atlanta, Ga.)</i>			
Thurs. 22	vs. [5] Kentucky	CBS	8:47 p.m.

*Big 12 Conference game | Rankings: AP/USA Today Coaches

SOCIAL MEDIA: #KStateMBB

Twitter/Instagram@KStateMBB / @kstatesports / @kstate_gameday
FacebookK-State Men's Basketball
Snapchatkstatesports

MATCHUP

(9) K-STATE [24-11, 10-8 Big 12] vs. (5) KENTUCKY [26-10, 10-8 SEC]
Thursday, March 22, 2018 // 8:47 p.m. CT // Philips Arena (21,000) // Atlanta, Ga.



WILDCATS
Head Coach: Bruce Weber
Record at K-State: 124-79/6th Year
Career Record: 437-234/20th Year
NCAA Tournament: 14-11 [12 trips]



WILDCATS
Head Coach: John Calipari
Record at UK: 275-63/9th Year
Career Record: 720-203/26th Year
NCAA Tournament: 53-17 [19 trips]

OPENING TIP

► Kansas State (24-11, 10-8 Big 12) will be making its first appearance in the Sweet 16 since 2010, as the Wildcats play 5-seed Kentucky (26-10, 10-8 SEC) in the NCAA South Regional Semifinals on Thursday evening at Philips Arena in Atlanta. The game will follow 30 minutes after the first contest of the regional between No. 11 seed Loyola Chicago (30-5) and No. 7 seed Nevada (29-7), which tips off at 6:07 p.m. CT. The winners will meet on Saturday with the opportunity to advance to the Final Four. This is the first regional in the history of the NCAA Tournament where none of the top four seeds advanced to the regional semifinals. Thursday's games will air on CBS with **Brian Anderson** (play-by-play), **Chris Webber** and **Lisa Byington** (reporter).

► K-State is making its 37th postseason appearance, which includes 30 in the NCAA Tournament and seven in the NIT. The Wildcats have posted a 36-33 all-time record in NCAA Tournament play, including a 12-5 mark in the regional semifinals. The school is making its third appearance (1987, 2014, 2018) as a No. 9 seed with a 3-2 all-time record and is 1-1 against a No. 5 seed (1988, 2010). The school has now advanced to the postseason 10 times in the last 12 seasons (eight trips to the NCAA Tournament and two to the Postseason NIT), including in consecutive seasons for the first time since making five straight appearances from 2010 to 2014.

► K-State has not advanced to the Elite Eight since a run to the West Regional Final in 2010, in which, the school defeated North Texas (82-62), BYU (84-72) and Xavier (101-96) before falling to Butler (56-63) in the final in Salt Lake City. Overall, the school has gone to 11 Elite Eights in its history (1951, 1958, 1959, 1961, 1964, 1972, 1973, 1975, 1981, 1988, 2010). Head coach **Bruce Weber** has not gone to the Elite Eight since taking Illinois to the national championship game in 2005. With the win over UMBC on Sunday, Weber became the 10th Division I coach to take three different schools to the Sweet 16, a list which also includes Kentucky's **John Calipari**.

► K-State and Kentucky will be meeting for the 10th time in their histories, including on the third occasion in the NCAA Tournament, with the "Blue" Wildcats winning all nine previous meetings dating back to 1940, including in the 1951 NCAA Final (losing 68-58 in Minneapolis) and the 2014 NCAA Midwest Second Round (losing 56-49 in St. Louis). Kentucky, which has won nine of its last 10 games since a four-game losing streak in early February, advanced to the Sweet 16 for the 26th time since 1975 with wins over No. 12 seed Davidson (78-73) and No. 13 seed Buffalo (95-75).

► Playing without All-Big 12 First Team selection **Dean Wade**, K-State has used defense to carry itself to its 17th Sweet 16, holding a potent Creighton offense to just 59 points on 33.8 percent shooting, including 26.5 percent from 3-point range, and an opportunistic UMBC squad to 43 points on 29.8 percent shooting. Overall, the Wildcats are allowing just 51 points on 32.2 percent shooting, including 26.8 percent from long range, while forcing opponents into 15 turnovers. The 102 points are the fewest through the first two NCAA Tournament games in school history.

PROBABLE STARTERS

[9] Kansas State (24-11)	Ht.	Wt.	Yr.-Exp.	Hometown	PPG	RPG	AST	FG%	3FG%	FT%	MPG	
G 2	Cartier Diarra	6-4	190	Fr.-RS	Florence, S.C.	7.1	2.4	2.0	48.3	40.5	72.6	23.6
G 3	Kamau Stokes	6-0	170	Jr.-2L	Baltimore, Md.	9.0	2.4	3.4	37.3	32.8	75.0	26.5
G 5	Barry Brown, Jr.	6-3	195	Jr.-2L	St. Petersburg, Fla.	16.1	3.1	3.3	45.7	33.1	77.3	34.5
G 20	Xavier Sneed	6-5	212	So.-1L	St. Louis, Mo.	10.7	4.9	1.8	40.8	32.0	76.5	31.3
F 14	Makol Mawien	6-9	225	So.-TR	West Valley City, Utah	7.1	3.5	0.3	63.0	30.0	77.8	20.0

[5] Kentucky (26-10)	Ht.	Wt.	Yr.-Exp.	Hometown	PPG	RPG	AST	FG%	3FG%	FT%	MPG	
G 3	Hamidou Diallo	6-5	198	Fr.-RS	Queens, N.Y.	10.3	3.6	1.3	43.0	34.2	61.6	25.1
G 22	Shai Gilgeous-Alexander	6-6	180	Fr.-HS	Hamilton, Canada	14.4	4.1	5.1	49.3	41.8	81.0	33.6
F 25	P.J. Washington	6-7	236	Fr.-HS	Dallas, Texas	10.6	5.4	1.6	51.4	23.8	62.8	27.0
F 5	Kevin Knox	6-9	215	Fr.-HS	Tampa, Fla.	15.6	5.3	1.5	44.4	34.1	77.2	32.3
F 4	Nick Richards	6-11	240	Fr.-HS	Kingston, Jamaica	5.2	4.5	0.3	61.6	--	72.5	14.9

ATHLETICS COMMUNICATIONS

Tom Gilbert | Associate Director/Men's Basketball Contact | E: tgilbert@kstatesports.com | O: (785) 532-7979 | C: (785) 587-7868

■ QUICK FACTS

THE BASICS

Location: Manhattan, Kan.
Founded: 1863
Enrollment: 22,795 (Fall 2017)
Nickname: Wildcats
School Colors: Purple (PMS 268) and White
Conference: Big 12
Arena (Year Opened): Bramlage Coliseum (1988)
President: Richard B. Myers (Kansas State '65)
Director of Athletics: Gene Taylor (Arizona State '80)
Faculty Athletics Representative: Dr. Be Stoney (UTEP '81)

BASKETBALL HISTORY

First Year of Basketball: 1903
Overall All-Time Record: 1,634-1,146 (.588)
Conference Championships (Last): 18 (2013)
Overall Postseason Record: 42-41 (.506)
Years in NCAA Tournament: 30 (ties for 20th-most nationally)
All-Time Record: 36-33 (.522)
Final Four Appearances (Last): 4 (1964)
Elite Eight Appearances (Last): 11 (2010)
Sweet 16 Appearances (Last): 17 (2018)
Regional Titles (Last): 3 (1964)
Last Appearance: 2017 South Regional First Round
Result: Lost to Cincinnati, 75-61
Years in National Invitational Tournament (NIT): 7
All-Time Record: 6-8 (.429)
Last Appearance: 2009 NIT Second Round
Result: Lost to San Diego State, 70-52
Conference Tournament Titles (Last): 2 (1980)
All-Time Record: 34-40 (.459)
Big 12 Tournament Record: 14-22 (.389)
Last Appearance: 2018 Semifinals
Result: Lost to Kansas, 83-67

TEAM INFORMATION

2016-17 Record: 21-14 (8-10/6th Big 12) // NCAA Tournament First Rd.
Lettermen Returning/Lost: 8/6
Starters Returning/Lost: 3/2
Newcomers: 7
Roster Breakdown (Gr./Sr./Jr./So./Fr.): 1/1/6/4/5

RETURNING LEADERS

Points: Kamau Stokes (411 - 11.7 ppg.)
Field Goals: Barry Brown (146)
Field Goals Attempted: Barry Brown (354)
Field Goal Percentage: Dean Wade (49.6%)
3-Point Field Goals: Kamau Stokes (64)
Free Throws: Kamau Stokes (107)
Rebounds: Dean Wade (158 - 4.5 rpg.)
Assists: Kamau Stokes (145 - 4.1 apg.)
Steals: Barry Brown (82 - 2.3 spg.)
Blocks: Dean Wade (23 - 0.7 bpg.)
Minutes: Kamau Stokes (1,165 - 33.3 mpg.)

■ 30 OR MORE NCAA TOURNAMENTS

With its selection to the 2018 NCAA Tournament, Kansas State became the 22nd Division I program to earn at least 30 bids to the NCAA Tournament, including the fourth Big 12 school, joining archrival Kansas (47), Texas (34) and Oklahoma (31). The 30 overall bids to the tournament tie Georgetown and Illinois for the 20th-most by a Division I program.

Teams with 30 or more NCAA Tournament bids:

2018 teams in Bold		
Kentucky	Syracuse	Oklahoma
North Carolina	Texas	Georgetown
Kansas	Arizona	Illinois
UCLA	Arkansas	K-State
Duke	Cincinnati	
Indiana	Connecticut	
Louisville	Marquette	
Villanova	Michigan State	
Notre Dame	Temple	

2017-18 KANSAS STATE WILDCATS



Front row (l to r): Kade Kinnamon, Mike McGuirl, Barry Brown, Jr., Mason Schoen, Kamau Stokes, Cartier Diarra, Xavier Sneed and Brian Patrick. **Back row (l to r):** Amaad Wainright, Pierson McAtée, James Love III, Makol Mawien, Dean Wade, Mawdo Sallah, Levi Stockard III, Patrick Muldoon, Nigel Shadd.

No	Name	Pos	Ht	Wt	Yr-Exp	Hometown (Schools)
00	Mike McGuirl	G	6-2	190	Fr.-HS	Ellington, Conn. (East Catholic)
1	Mawdo Sallah	F	6-9	235	Gr.-TR	Latri Kunda, Gambia (Fishburne Military Academy/Mount St. Mary's)
2	Cartier Diarra	G	6-4	190	Fr.-RS%	Florence, S.C. (West Florence)
3	Kamau Stokes	G	6-0	170	Jr.-2L	Baltimore, Md. (City College/Fork Union Military Academy)
5	Barry Brown, Jr.	G	6-3	195	Jr.-2L	St. Petersburg, Fla. (Gibbs)
11	Brian Patrick	G	6-5	195	So.-1L	Fort Lauderdale, Fla. (Boyd Anderson)
12	Mason Schoen*	G	6-2	185	Sr.-3L	Overland Park, Kan. (Blue Valley Northwest)
14	Makol Mawien	F	6-9	225	So.-TR	West Valley City, Utah (Granger/New Mexico Junior College)
20	Xavier Sneed	F	6-5	212	So.-1L	St. Louis, Mo. (Hazelwood Central)
21	James Love III	F	6-11	225	Fr.-RS%	Fort Lauderdale, Fla. (American Heritage)
23	Amaad Wainright	G	6-2	200	Jr.-TR	Kansas City, Mo. (Burroughs [Calif.]/Trinity Valley Community College)
24	Pierson McAtée*	F	6-6	200	So.-1L	Manhattan, Kan. (Manhattan)
32	Dean Wade	F	6-10	228	Jr.-2L	St. John, Kan. (St. John)
34	Levi Stockard III	F	6-8	239	Fr.-HS	St. Louis, Mo. (Vashon)
35	Patrick Muldoon*	F	6-7	210	Jr.-TR#	Basehor, Kan. (Basehor-Linwood/Eastern Illinois)
40	Kade Kinnamon*	G	6-0	175	Jr.-1L	St. John, Kan. (St. John/Seward County Community College)
45	Nigel Shadd	F	6-9	235	Fr.-HS	Mesa, Ariz. (Tri-City Christian Academy)

COACHING STAFF

Head Coach: Bruce Weber (Wisconsin-Milwaukee '78), 20th Season // Sixth Season at K-State
Associate Head Coach: Chris Lowery (Southern Illinois '95), Sixth Season
Assistant Coach: Chester Frazier (Illinois '09), Sixth Season
Assistant Coach: Brad Korn (Southern Illinois '04), Second Season
Director of Operations: Drew Speraw (UCF '09), Sixth Season

SUPPORT STAFF

Director of Student-Athlete Development: Jermaine Henderson (Miami [Ohio] '97), First Season
Strength and Conditioning Coach: Ben O'Donnell (UCF '11), Second Season
Video Coordinator: Mike Furlong (Hillsdale '15), Third Season
IFBC Sports Medicine Coordinator/Athletic Trainer: Luke Sauber (Kansas State '05), Fourth Season
Recruiting Coordinator/Assistant to Head Coach: Bailey Bachamp (Kansas State '11), Sixth Season
Graduate Student Manager: Shane Southwell (Kansas State '14), First Season
Graduate Student Manager: Ryan Strohm (Greenville College '16), First Season
Undergraduate Student Assistant Coach: Austin Budke, First Season

PRONUNCIATION GUIDE

CARTIER DIARRA	car-tee-YAY JOTT-ah
Kade KINNAMON	Kin-na-MON
MAKOL MAWIEN	muh-CALL may-WEEN
Pierson MCATEE	Mack-uh-TEE
Mike MCGUIRL	muh-GIRL
MAWDO SALLAH	MOW (rhymes with HOW)-doe SAL-luh
Mason SCHOEN	SHOWN
XAVIER Sneed	ZAY-vee-ER
KAMAU Stokes	Kah-MAO

*Walk-on
 %Missed the 2016-17 season due to injury
 #Must sit out the 2017-18 season due to NCAA transfer guidelines

HISTORY WITH KENTUCKY

- ▶ **Overall:** Kentucky leads 9-0
- ▶ **At NCAA Tournament:** Kentucky leads 2-0
- ▶ **At Neutral Sites:** Kentucky leads 4-0
- ▶ **In Atlanta:** First meeting
- ▶ **In Manhattan:** Kentucky leads 3-0
- ▶ **In Lexington:** Kentucky leads 2-0
- ▶ **Active Streak:** Kentucky, 9
- ▶ **Weber vs. Kentucky:** 0-1 (0-1 at neutral sites)
- ▶ **Calipari vs. K-State:** 1-0 (1-0 at neutral sites)
- ▶ **Weber vs. Calipari:** 1-1 (0-1 at neutral sites)



NINE OVERALL MEETINGS [0-9]

Date	Rank	Result	Score	Location
1/1/40	--/--	L	26-53	Lexington
12/20/40	--/--	L	25-28	Manhattan
3/27/51	4/1	L	58-68	Minneapolis
12/23/61	4/--	L	67-80	Lexington
12/23/66	--/--	L	79-83	Manhattan
12/6/71	--/10	L	64-71	Manhattan
3/16/76	--/--	L	78-81	New York City
11/28/08	--/--	L	72-74	Las Vegas
3/21/14	--/--	L	49-56	St. Louis

NCAA TOURNAMENT MEETINGS [0-2]

Date	Rank	Result	Score	Location
3/27/51	4/1	L	58-68	Minneapolis
3/21/14	--/--	L	49-56	St. Louis

**LAST TIME IN NCAA TOURNAMENT:
(in St. Louis, Mo.; March 21, 2014)
[8] Kentucky 56, [9] K-State 49**

- ▶ Kentucky forward **Julius Randle** notched a double-double with game-highs in both points (19) and rebounds (15), as the Wildcats knocked off Kansas State, 56-49, in the teams' last meeting in the NCAA Tournament on March 21, 2014 at the Scottrade Center in St. Louis. It was a matchup of No. 8 and No. 9 seeds, as Kentucky would go on to advance to the Final Four.
- ▶ Both teams struggled shooting the ball with Kentucky connecting on 38 percent (19-of-50), including 26.7 percent (4-of-15) from 3-point range, while K-State shot just 35.8 percent (19-of-53), including 23.8 percent (5-of-21) from long range. Three Wildcats scored in double figures, including 11 points by current graduate assistant **Shane Southwell**.

Kansas State (20-13)												
No.	Name	FG	3FG	FT	RB	PF	TP	A	BLK	S	MIN	
11	Nino Williams	f	0-2	0-0	2	3	0	0	0	1	14	
42	Thomas Gipson	f	4-6	0-0	2-4	7	2	10	0	0	32	
02	Marcus Foster	g	7-18	1-7	0-0	3	2	15	5	0	39	
25	Wesley Iwundu	g	3-4	0-0	1-4	3	4	7	2	1	31	
55	Will Spradling	g	1-8	1-7	0-0	1	4	3	1	0	22	
01	Shane Southwell		3-10	3-6	2-2	1	2	11	0	1	31	
05	Jevon Thomas		1-2	0-0	0-0	1	1	2	0	0	5	
12	Omari Lawrence		0-1	0-0	0-0	1	0	0	0	0	3	
23	Nigel Johnson		0-2	0-1	0-0	3	1	0	0	2	19	
33	Brian Rohleder		0-0	0-0	0-0	0	0	0	0	0	0	
50	D.J. Johnson		0-0	0-0	1-2	1	1	1	0	1	0	
TEAM												5
TOTALS		19-53	5-21	6-12	28	20	49	8	3	7	200	
		1st Half		2nd Half		Game						
Field Goals		37.0		34.6		35.8						
3-Point FG		0.0		35.7		23.8						
Free Throws		50.0		50.0		50.0						

Kentucky (25-10)												
No.	Name	FG	3FG	FT	RB	PF	TP	A	BLK	S	MIN	
01	James Young	f	3-13	0-3	1-1	5	2	7	1	0	0	33
30	Julius Randle	f	7-12	0-2	5-8	15	2	19	0	1	0	35
44	Dakari Johnson	c	0-1	0-0	0-0	1	2	0	0	0	0	12
02	Aaron Harrison	g	6-10	2-4	4-6	1	0	18	1	0	0	37
05	Andrew Harrison	g	1-6	1-3	4-6	5	1	7	5	1	0	35
03	Jarrod Polson		0-0	0-0	0-0	1	0	0	0	1	0	3
15	Willie Cauley-Stein		1-4	0-0	0-0	8	2	1	4	4	0	28
22	Alex Poythress		1-4	1-3	0-0	2	0	3	0	0	0	17
TEAM												2
TOTALS		19-50	4-15	14-21	40	11	56	8	7	4	200	
		1st Half		2nd Half		Game						
Field Goals		33.3		43.5		38.0						
3-Point FG		36.4		0.0		26.7						
Free Throws		77.8		58.3		66.7						

Officials: Mike Reed, Mike Greenstein, Deron White
Technical Fouls: Kansas State-Southwell, Shane, Rohleder, Brian, Kentucky-None.
Attendance: 19,223

Score by Periods	1st	2nd	Total
Kansas State	23	26	49
Kentucky	29	27	56

NOTES ON 18/20 KENTUCKY

- ▶ No. 18/20 Kentucky (26-10) enters Thursday's game as perhaps the nation's hottest team with nine wins in its last 10 outings, which includes five in a row. The Wildcats, which tied for fourth place in the SEC with Arkansas and Missouri with a 10-8 mark, won the SEC Tournament with wins over Georgia, Alabama and Tennessee before knocking off No. 12 seed Davidson, 78-73, and No. 13 seed Buffalo, 95-75, to reach the round of 16 of the NCAA Tournament.
- ▶ K-State and Kentucky have four common opponents - Kansas, Georgia, Vanderbilt and West Virginia. Both teams lost to the Jayhawks (including all three by K-State), while they both defeated Georgia and Vanderbilt. Kentucky won at West Virginia, while K-State was swept by the Mountaineers.
- ▶ Kentucky is regarded as one of the nation's top defensive teams, ranking among the Top 20 in four categories, including third in 3-point field goal percentage defense (29.8), ninth in total rebounds (1390), 18th in total blocks (173) and 20th in field goal percentage defense (40.5). Overall, the Wildcats allow 70.5 points to go with 38.6 rebounds, 5.6 steals and 4.8 blocks per game. On the offensive end, the squad is very efficient, averaging 77.3 points per game on 47.4 percent shooting, including 36 percent from 3-point range, to go with 13.4 assists and 12.9 turnovers per game. They also rank among the Top 5 nationally in free throws attempted (893) and made (626) with three players with more than 100 made and attempted free throw.

- ▶ The Wildcats have eight players averaging better than 5.0 points, including four in double figures, led by freshman **Kevin Knox**, who is averaging 15.6 points on 44.4 percent shooting, including 34.1 percent from 3-point range, to go with 5.3 rebounds in 32.3 minutes per game. He has a team-best 56 made 3-pointers and has connected on 125 free throws on a 77.2 percent clip. Knox was selected as the SEC's co-Freshman of the Year as well as First Team All-SEC and to the All-Freshman team. Fellow freshman **Shai Gilgeous-Alexander** is second in scoring at 14.4 percent on 49.3 percent shooting to with team bests in free throws made (132) and attempted (163), assists (5.1 apg.), steals (1.7 spg.) and minutes (33.6 mpg.). Freshmen **P.J. Washington** (10.6 ppg.) and **Hamidou Diallo** (10.3 ppg.) also average in double figures, while another freshman - **Quade Green** - averages 9.4 points per game. Freshman **Jarred Vanderbilt** is one of six players averaging better than 4 rebounds per game at a team-best 7.9 per game.
- ▶ Kentucky is led by Naismith Hall of Fame head coach **John Calipari**, who has a 275-63 (.814) record in his ninth season. Overall, he is 720-203 (.780) in his 26th season as a head coach, which includes stints at Massachusetts (1988-96), Memphis (2000-09) and now, Kentucky (2009-current).

SERIES HISTORY

- ▶ This will be 10th meeting between Kansas State and Kentucky on the hardwood, which dates all the way back to 1940. Most of the nine previous meetings came during a seven-game stretch when the two schools played from 1940-76. The schools have met just twice since 2008, including a 74-72 win by Kentucky in the Las Vegas Invitational on Nov. 28, 2008 and a 56-49 win by Kentucky in NCAA Tournament on March 21, 2014.
- ▶ This will be the third meeting between the schools in the NCAA Tournament. Kentucky won the 1951 NCAA Tournament title with a 68-58 win over K-State at Williams Arena in Minneapolis on March 27, 1951, while the "blue" Wildcats defeated the "purple" Wildcats, 56-49, in the second round of the Midwest Regional in St. Louis on March 21, 2014. Kentucky is 4-0 all-time against K-State at neutral sites, including an NIT meeting in 1976.
- ▶ Head coach **Bruce Weber** is 0-1 all-time vs. Kentucky, which includes the 2014 NCAA Tournament loss. He is 1-1 all-time against Kentucky head coach **John Calipari** with his Illinois squad defeating Calipari's Memphis team, 74-64, on Dec. 13, 2003.

1951 NCAA CHAMPIONSHIP

- ▶ K-State and Kentucky met for the 1951 NCAA Championship with the "blue" Wildcats earning a 68-58 victory on March 27, 1951 at Williams Arena in Minneapolis, Minn. K-State led 29-27 at halftime before Kentucky rallied for 41 points in the second half to earn its third NCAA title in a four-year span (1948, 1949, 1951) under legendary coach **Adolph Rupp**. K-State was led **Jack Stone's** 12 points, while **Bill Spivey** had a game-high 22 points.

UP NEXT: LOYOLA CHICAGO [30-5]/NEVADA [29-7]

- ▶ The winner of Thursday's second semifinal game will play either No. 11 seed Loyola Chicago (30-5) or No. 7 seed Nevada (29-7) on Saturday for the right to advance to the Final Four. The Ramblers have won 19 of their last 20 games, including 12 in a row, claiming both the Missouri Valley regular season and tournament titles. They are one of the most balanced teams in the field with five players averaging in double figures led by MVC Player of the Year **Clayton Custer** (13.3 ppg.). Custer was a high school teammate of K-State senior **Mason Schoen** at Blue Valley Northwest in Overland Park, Kan. The regular-season Mountain West champion Wolf Pack, have made two of the most stunning comebacks in NCAA Tournament history, rallying from nine-point halftime deficits to both No. 10 seed Texas and No. 2 seed Cincinnati to advance to the Sweet 16. Nevada has four players averaging in double figures led by Mountain West Conference Player and Newcomer of the Year **Caleb Martin** (18.8 ppg.).

AT THE NCAA TOURNAMENT

- ▶ K-State is making its 37th postseason appearance, which includes 30 in the NCAA Tournament and seven in the Postseason NIT. The Wildcats have now advanced to the NCAA Tournament eight times in the last 12 seasons, including in consecutive seasons for the 11th time in school history and the first time since making a school-record five straight appearances from 2010 to 2014. The program has gone to the postseason 10 times in the last 12 seasons (eight trips to the NCAA Tournament and two to the Postseason NIT). The 30 overall bids ties for 20th nationally (along with Georgetown and Illinois), including fourth among Big 12 schools (trailing Kansas, Texas and Oklahoma).
- ▶ In K-State's 30 NCAA Tournament appearances, the Wildcats have advanced to the Sweet 16 a total of 17 times. The program has reached the Elite Eight 11 times, made four Final Four appearances (1948, 1951, 1958, 1964) and played in one NCAA title game (1951).
- ▶ The program has posted a 36-33 all-time record in NCAA Tournament play, including a 12-5 mark in the regional semifinals. K-State is making its third appearance as a No. 9 seed (1987, 2014, 2018) and the first since the 2014 Midwest Regional, in which, the Wildcats lost to No. 8 seed Kentucky, 56-49, in St. Louis. In the program's other appearance as a 9-seed, the squad defeated No. 8 seed Georgia, 82-79, in overtime before losing to top-seed UNLV, 80-61, in Salt Lake City. Overall, the school is 3-2 as a No. 9 seed. This is the first time advancing to a Sweet 16 as a No. 9 seed.
- ▶ The Wildcats are 1-1 all-time vs. No. 5 seeds, defeating DePaul, 66-58, in the 1988 Midwest Regional Second Round in South Bend, Ind., and losing to Butler, 63-56, in the 2010 West Regional Final in Salt Lake City.
- ▶ Last season, the Wildcats went 1-1 in the NCAA Tournament, knocking off fellow No. 11 seed Wake Forest, 95-88, in the First Four at the UD Arena in Dayton, Ohio on March 14 before losing to No. 6 seed Cincinnati, 75-61, on March 17 in the South Regional First Round at the Golden 1 Center in Sacramento, Calif. The win over the Demon Deacons was the school's first NCAA Tournament win since earning a 70-64 win over Southern Miss in 2012.

STAT COMPARISON

Category	K-State	UK
Overall Record	24-11	26-10
Scoring Average	71.6	77.3
Opp. Scoring Average	66.9	70.5
Scoring Margin	+4.7	+6.8
FG Percentage	47.0	47.4
Opp. FG Percentage	42.3	40.5
3-point FG Percentage	34.3	36.0
3-point FG/Game	6.8	5.3
FT Percentage	73.5	70.1
Rebounds/Game	30.8	38.6
Rebounding Margin	-3.1	+5.0
Assists/Game	14.0	13.4
Turnovers/Game	11.6	12.9
Turnover Margin	+2.7	-1.1
Assist/Turnover Ratio	1.2	1.0
Steals/Game	7.9	5.6
Blocks/Game	3.0	4.8

TOP 25 POLLS

AP Top 25

Rk.	Team	Record
1.	Virginia (65)	31-2
2.	Villanova	30-4
3.	Xavier	28-5
4.	Kansas	27-7
5.	Michigan State	29-4
6.	Cincinnati	30-4
7.	Michigan	28-7
8.	Gonzaga	30-4
9.	Duke	26-7
10.	North Carolina	25-10
11.	Purdue	28-6
12.	Arizona	27-7
13.	Tennessee	25-8
14.	Texas Tech	24-9
15.	West Virginia	24-10
16.	Wichita State	25-7
17.	Ohio State	24-8
18.	Kentucky	24-10
19.	Auburn	25-7
20.	Clemson	23-9
21.	Houston	26-7
22.	Miami (Fla.)	22-9
23.	Florida	20-12
24.	Nevada	27-7
25.	Saint Mary's	28-5

Coaches Top 25

Rk.	Team	Record
1.	Virginia (32)	31-2
2.	Villanova	30-4
3.	Kansas	27-7
4.	Xavier	28-5
5.	Michigan State	29-4
6.	Duke	26-7
7.	Michigan	28-7
8.	Gonzaga	30-4
9.	North Carolina	25-10
10.	Cincinnati	30-4
11.	Purdue	28-6
12.	Tennessee	25-8
13.	Texas Tech	24-9
14.	West Virginia	24-10
15.	Arizona	27-7
16.	Wichita State	25-7
17.	Ohio State	24-8
18.	Clemson	23-9
19.	Houston	26-7
20.	Kentucky	24-10
21.	Auburn	25-7
22.	Rhode Island	25-7
23.	Saint Mary's	28-5
24.	Florida	20-12
25.	Miami (Fla.)	22-9
	Nevada	27-7

BIG 12 STANDINGS



Team	Conference		Overall	
	W	L	W	L
§^Kansas	13	5	29	7
^Texas Tech	11	7	26	9
^West Virginia	11	7	26	10
^Kansas State	10	8	24	11
^TCU	9	9	21	12
%Baylor	8	10	19	15
^Texas	8	10	19	15
%Oklahoma State	8	10	21	14
^Oklahoma	8	10	18	14
Iowa State	4	14	13	18

§Big 12 Tournament champion
^NCAA Tournament
%NIT

National Invitational Tournament
Campus Sites

Wednesday, March 21

Oklahoma State vs. USC/WKU, tbd

NCAA Tournament

Various Sites

Thursday, March 22

No. 9 K-State vs. No. 5 Kentucky [Atlanta], 8:37 p.m.

Friday, March 23

No. 1 Kansas vs. No. 5 Clemson [Omaha], 6:07 p.m.
No. 5 West Virginia vs. No. 1 Villanova [Boston], 6:27 p.m.
No. 3 Texas Tech vs. No. 2 Purdue [Boston], 8:57 p.m.

Preseason Coaches Poll

Team	Pts
1. Kansas (9)	81
2. West Virginia (1)	71
3. TCU	64
4. Texas	49
5. Baylor	47
6. Oklahoma	43
7. Texas Tech	36
8. KANSAS STATE	27
9. Iowa State	22
10. Oklahoma State	10

First place votes in parenthesis

BRUCE WEBER AT THE NCAA TOURNAMENT

► Head coach **Bruce Weber** becomes the fifth different coach to lead K-State to at least four NCAA Tournament appearances and joins **Jack Hartman** (1978-82), **Lon Kruger** (1986-90) and **Frank Martin** (2007-12) as the only coaches to accomplish it four times in a six-year period. His four appearances tie Kruger and Martin for third-most by a head coach in school history, trailing just Hartman (seven) and **Tex Winter** (six).

► Overall, Weber is in his 12th NCAA Tournament, which includes six at Illinois (2004, 2005, 2006, 2007, 2009, 2011) and two at Southern Illinois (2002, 2003). He is the 41st head coach in NCAA history to take three different schools to the tournament, including the 21st active coach. He has a 14-11 record in the NCAA Tournament with four trips to the Sweet 16 and an appearance in the 2005 Final Four and championship game. He is 3-3 in the NCAA Tournament at K-State, losing to 13-seed La Salle, 63-61, in 2013, Kentucky in 2014 and splitting with Wake Forest and Cincinnati in 2017.

► With the win over UMBC on Sunday, Weber is now one of 10 Division I head coaches to take three different schools to the Sweet 16, joining **Gene Bartow** (Memphis, UCLA, UAB), **John Calipari** (Massachusetts, Memphis, Kentucky), **Lon Kruger** (K-State, Florida, UNLV, Oklahoma), **Frank McGuire** (St. John's, North Carolina, South Carolina), **Ralph Miller** (Wichita State, Iowa, Oregon State), **Rick Pitino** (Providence, Kentucky, Louisville), **Bill Self** (Tulsa, Illinois, Kansas), **Tubby Smith** (Tulsa, Georgia, Kentucky) and **Eddie Sutton** (Creighton, Arkansas, Kentucky, Oklahoma State).

THE SWEET 16 AND MORE

► K-State advanced to its 17th Sweet 16 appearance in school history in Sunday's 50-43 win over UMBC. It is the just the third Sweet 16 trip in the last 30 seasons with head coach **Lon Kruger** pushing the Wildcats to the Midwest Regional Final in 1988 where they lost to Kansas, 71-58, and head coach **Frank Martin** advancing the Wildcats to the West Regional Final in 2010 before losing to Butler, 63-56. The other trips to the Sweet 16 have come in 1951, 1956, 1958, 1959, 1961, 1964, 1968, 1970, 1972, 1973, 1975, 1977, 1981, 1982.

► With the win over Texas on Feb. 21, K-State collected a 20-win season for the 29th time in school history, including the fourth time in six seasons under head coach **Bruce Weber**. The four 20-win seasons are the fourth-most by a head coach in school history, trailing **Jack Hartman** (seven), **Tex Winter** (five) and **Frank Martin** (five). The Wildcats have now posted 10 20-win seasons in the last 12 seasons, which is the best stretch in school history. The 24 current wins are the most by a K-State team since posting 27 in Weber's inaugural campaign in 2012-13.

► K-State's fourth-place finish is the best placing in the Big 12 regular-season standings since sharing the league title with Kansas in 2012-13, while it marked the seventh finish of fourth place or better in the last 12 seasons. The 10 Big 12 wins were the most in a single season since also winning 10 in 2013-14, which is also the last time that the Wildcats finished above .500 in league play. The six Big 12 home wins were the most since posting seven in 2014-15 and gave the K-State a winning home record in league play for the first time since 2014-15 (7-2). The Wildcats were 4-5 on the road in Big 12 play for the second straight season, which equals the entire Big 12 road win total (eight) from 2013-16.

► K-State swept the season series from Iowa State, Oklahoma State, Texas and Baylor. It was the most conference sweeps in a single season since the Big 12 Championship in 2012-13 when the Wildcats did it against six opponents (Baylor, Oklahoma, TCU, Texas, Texas Tech and West Virginia).

WADE, BROWN EARN ALL-BIG 12 HONORS

► Junior **Dean Wade** became just the fourth Wildcat to be named to the All-Big 12 First Team, while fellow junior **Barry Brown, Jr.**, was selected to the Second Team and the All-Defensive Team, as the league office announced its annual men's basketball awards on March 4.

► Wade and Broke become just the sixth Wildcat duo in the Big 12 era to earn spots on the 15-member All-Big 12 First, Second or Third Teams and the first since **Rodney McGruder** (first team) and **Angel Rodriguez** (third team) in 2013. Wade joins **Michael Beasley** (2008), **Jacob Pullen** (2010, 2011) and McGruder (2013) as the only First Team selections in the Big 12 era with only Beasley and Pullen doing it as undergraduates.

► Brown is just the eighth Wildcat to earn recognition to the Second Team and the sixth to be named to the All-Defensive Team. He also became the fifth Wildcat to be named to one of the Big 12's First, Second or Third Teams as well as the All-Defensive Team in the same season, joining Pullen (2010, 2011), McGruder (2012), Rodriguez (2013) and **Wesley Iwundu** (2016). Overall, he is first All-Defensive Team member since Iwundu in 2016.

► In addition to their honors from the league coaches, Brown and Wade were selected to the U.S. Basketball Writers Association All-District VI First Team, becoming just the third tandem to be selected for All-District honors in the same season and the first All-District team members since 2013.

MAWIEN NAMED TO PHILLIPS 66 BIG 12 ALL-TOURNAMENT TEAM

► Sophomore forward **Makol Mawien** was named to the Phillips 66 Big 12 Championship All-Tournament Team on March 10 after a pair of impressive efforts for K-State against TCU and No. 9/9 Kansas at the Championship. Mawien, who became the first Wildcat selected to the all-tournament team since 2013, was joined on the squad by Kansas sophomore guard **Malik Newman** and senior guard **Devonte' Graham** and West Virginia senior guards **Jevon Carter** and **Daxter Miles, Jr.** Newman was named the tournament's Most Outstanding Player.

► The native of West Valley City, Utah, Mawien averaged 22.5 points in games against the Horned Frogs and Jayhawks on 73.1 percent shooting (19-of-26) from the field and 87.5 percent (7-of-8) from the free throw line to go with 6.5 rebounds, 2.5 blocks and 1.5 steals in 32.0 minutes per game.

► Mawien led K-State in points (16), rebounds (9) and blocks (3) in the 66-64 overtime win over TCU in the quarterfinals, as he connected on 6-of-7 from the field and 4-of-4 from the line. In the game against Kansas, he was at his best, scoring a career-best 29 points on 13-of-19 shooting to go with 4 rebounds, 2 blocks and 2 steals in 34 minutes in the 83-67 loss to the Jayhawks in the semifinals. The 29 points were the most-ever by a Wildcat in a Big Eight/12 Championship game, surpassing the 27 done six other times, most recently by **Jamar Samuels** against Oklahoma State on March 11, 2010. The 13 made field goals tied **Mike Evans** (vs. Missouri on March 4, 1977) for the most by a Wildcat in a Big Eight/12 Championship game.

EFFICIENT OFFENSE

► K-State is averaging 71.6 points on 47 percent shooting, including 34.3 percent from 3-point range, to go with a solid 73.5 percent clip from the free throw line through 35 games. Although the Wildcats rank last in scoring offense in the Big 12, they are second in turnover margin (+2.7), third in field goal percentage and fourth in assist/turnover ratio (1.2). In Big 12 play, the team averaged 71.0 points on 46.8 percent shooting, including 35.9 percent from 3-point range, and 74.5 percent from the free throw line. The squad ranked among the Big 12's Top 5 in four offensive categories, including second in turnover margin (+1.6), third in field goal percentage, fourth in free throw percentage and fifth in 3-point field goal percentage.

► The current 47.0 field goal percentage is the fifth-highest by a K-State team since the introduction of the shot clock in 1985-86 and the highest since connecting on 48.4 percent in 1988-89. The current 11.6 turnovers per game average is the lowest in school history, while the current 1.20 assist/turnover ratio is the fourth-best in school history and the highest since the Wildcats posted a school-record 1.38 ratio in 2012-13. The current 73.5 free throw percentage ties for the third-best and is the highest since the 1987-88 team connected on a 73.9 percent.

► Despite scoring just 50 points in the win over UMBC, the Wildcats eclipsed 2,500 points in a single season for just sixth time in school history with the current of 2,507 points ranking sixth, while the squad has posted at least 200 3-point field goals in consecutive seasons with the current total (239) ranking fourth in school history. The team needs just 11 assists to top 500 in a single season for the 10th time.

► The Wildcats have scored 80 or more points 11 times, including three 90-point efforts against Arizona State (11/23), Iowa State (12/29) and Baylor (1/22), while five of the 11 80-point games came in Big 12 play. It is the most 90-point (three) and 80-point games (11) since the 2009-10 season.

■ HEAD COACH BRUCE WEBER

▶ One of the winningest active Division I head coaches with over 400 career wins and 11 NCAA Tournament appearances in his 19-year head coaching career, **Bruce Weber** is in the midst of his sixth season at K-State in 2017-18. He was hired as the 24th head coach on March 31, 2012.



▶ A longtime assistant coach to 1958 K-State alumnus and 2013 College Basketball Hall of Fame inductee **Gene Keedy** at first, Western Kentucky (1979-80) then Purdue (1981-98) before successful head coaching stints at Southern Illinois (1998-2003) and Illinois (1998-2003), Weber has been apart of more than 700 wins and 32 postseason appearances in his 39-year coaching career, which includes 27 trips to the NCAA Tournament.

▶ Weber has now guided K-State to 20-win seasons and NCAA Tournament appearances four times during his tenure, including a record-setting inaugural campaign in 2012-13, in which, he guided the Wildcats to their first conference championship in 36 seasons. He has K-State in the Sweet 16 for the 17th time in school history, including the first time since 2010.

▶ Weber's latest campaign has helped K-State to the NCAA Tournament for the 30th time in school history, as the Wildcats have tallied a 24-11 record to go with 10-8 mark in Big 12 play in 2017-18. The 24 wins are the most since he won 27 games his inaugural season in 2012-13, while the 10 league wins are the most since also winning 10 in 2013-14. The fourth-place finish in the Big 12 was the best since tying for the title in 2012-13.

▶ Junior forward **Dean Wade** became just the fourth Wildcat to be named to the All-Big 12 First Team, while fellow junior guard **Barry Brown, Jr.**, was selected to the Second Team and the All-Defensive Team in 2017-18. They also became just the sixth tandem in the Big 12 era to earn spots on the Coaches' 15-member All-Big 12 First, Second or Third Teams and the first since 2012-13. They are also just the seventh Wildcat duo to each score 500 or more points in a single season and the first since 2009-10.

▶ Weber captured his 100th career win at K-State in the 95-88 victory over Wake Forest in the NCAA First Four in March 2017, becoming the fifth head coach in school history to eclipse 100 career wins. His 124 wins are the fourth-most in school history and the most since **Jack Hartman** retired as the all-time winningest coach with 295 victories in 1986.

▶ In addition to reaching the century mark at K-State, Weber also earned his 400th career victory during the 2016-17 season in the team's 74-55 win over Prairie View A&M on Dec. 6, 2016. He became the 131st Division I head coach to accomplish the feat, including the 51st active coach. He is the fourth current Big 12 head coach to win at least 400 career games.

BRUCE WEBER YEAR-BY-YEAR

Year	School	Record (Conf.)	Postseason
1998-99	Southern Illinois	15-12 (10-8/t-5th)	--
1999-2000	Southern Illinois	20-13 (12-6/3rd)	NIT Second Rd.
2000-01	Southern Illinois	16-14 (10-8/t-4th)	--
2001-02	Southern Illinois	28-8 (14-4/t-1st)	NCAA Sweet 16
2002-03	Southern Illinois	24-7 (16-2/1st)	NCAA First Rd.
2003-04	Illinois	26-7 (13-3/7th)	NCAA Sweet 16
2004-05	Illinois	37-2 (15-1/1st)	NCAA Runner-Up
2005-06	Illinois	26-7 (11-5/t-2nd)	NCAA Second Rd.
2006-07	Illinois	23-12 (9-7/t-4th)	NCAA First Rd.
2007-08	Illinois	16-19 (5-13/t-9th)	--
2008-09	Illinois	24-10 (11-7/t-2nd)	NCAA First Rd.
2009-10	Illinois	21-15 (10-8/5th)	NIT Quarters
2010-11	Illinois	20-14 (9-9/t-4th)	NCAA Third Rd.
2011-12	Illinois	17-15 (6-12/t-9th)	--
2012-13	Kansas State	27-8 (14-4/t-1st)	NCAA Second Rd.
2013-14	Kansas State	20-13 (10-8/6th)	NCAA Second Rd.
2014-15	Kansas State	15-17 (8-10/t-6th)	--
2015-16	Kansas State	17-16 (5-13/t-8th)	--
2016-17	Kansas State	21-14 (8-10/6th)	NCAA First Rd.
2017-18	Kansas State	24-11 (10-8/4th)	NCAA Sweet 16

BY THE NUMBER

Overall: 437-234 | At Kansas State: 124-79
 Conference Play: 206-146 | Non-Conference Play: 229-88
 Home: 264-58 | Away: 96-117 | Neutral: 77-59
 Overtime: 16-12
 Conference Championship: 23-18 (5-6 at Big 12 Championship)
 NCAA Tournament | NIT: 17-13 (14-11 in NCAAs)

▶ K-State has connected on better than 50 percent from the field in 15 games, including a season-best 62.5 percent (35-of-56) vs. SE Missouri State (12/16), while nine came in Big 12 play. The 15 games of 50 percent or better shooting is the highest for a single season since registering 19 such games in 1987-88. The Wildcats have hit on 50 percent or better in both halves in 11 games (American, Arizona State, Vanderbilt, USC Upstate, SE Missouri State, Iowa State, TCU, Baylor (twice), Texas and Oklahoma State). The team registered a season-high 35 field goals made twice (SE Missouri State (12/16) and Oklahoma (1/16), while they posted season-bests for assists (25), points in the paint (44) and dunks (7) vs. SE Missouri State (12/16).

CLOSE GAMES

▶ Nearing half of K-State's 35 games this season (21) have been decided by 10 points or less, including eight by 5 points or less. The Wildcats boast an 15-6 (.714) record in games decided by 10 points or less this season, including a 7-3 (.700) mark in Big 12 play. The team is 6-2 (.750) in games decided by 5 points or less with a two-point loss to Arizona State (11/23) and a one-point setback at Kansas (1/13), including 3-1 (.750) in league play.

BALANCE A KEY

▶ Perhaps the biggest key to K-State's offensive success under head coach **Bruce Weber** has been its balance. Last season in advancing to the NCAA Tournament, the Wildcats saw four players average in double figures for the first time since 2009-10, while it marked the first time since 1980-81 that four starters averaged double digits. Since Weber took over the reigns in 2012-13, K-State has posted a 52-18 (.743) record when four or more players score in double figures, including an 11-2 (.846) mark this season. The team is 9-1 (4-0 in Big 12 play) this season when sophomore big man **Makol Mawien** scores in double figures, while they are 8-2 (6-2 in Big 12 play) when redshirt freshman **Cartier Diarra** registers double digits.

▶ In the 13 games this season when four or more players score in double figures, K-State is averaging 77 points on 50.6 percent shooting, including 36.4 percent from 3-point range, to go with 16.5 assists and 11.6 turnovers per game. Seven of the 11 80-point games this season have come in these 13 games. In contrast, in the nine games this season when two or less players post double digits, the Wildcats are averaging just 59 points on 39.7 percent shooting, including 23.8 percent from 3-point range, to go with 11.4 assists and 12.6 turnovers per outing.

TAKING CARE OF THE BALL

▶ K-State has been solid taking care of the basketball this season, averaging just 11.6 turnovers per game. The average ranks 61st nationally and second in the Big 12, while the 407 total turnovers places 126th in the nation. It is on pace to be the lowest turnover average in school history with only the 2012-13 squad averaging less than 12 turnovers per game (403/11.5). In contrast, the Wildcats have also forced their opponents into 14.4 turnovers per game, which ties for third in the league. The team ranks 33rd nationally and third in the Big 12 in turnover margin (+2.7).

▶ K-State has posted 12 turnovers or less in 25 of 35 games, including single-digit turnovers on nine occasions (UC Irvine, George Washington, Oral Roberts, Vanderbilt, Oklahoma State (twice), Georgia, Kansas and Oklahoma). Despite turning it over 18 times to UMBC on Sunday, the Wildcats have still registered 14 games of 10 turnovers or less in last 35 games. The team averaged just 12.4 turnovers per game in Big 12 play.

SUCCESS BEYOND THE ARC

▶ K-State has been successful from 3-point range, averaging 6.8 treys per game on 34.3 percent shooting (239-of-697). The 239 3-point field goals already rank fourth for a single season in school history and are the most since hitting on 247 a season ago.

▶ Sophomore **Xavier Sneed** is one of seven Wildcats with double-digit 3-point field goals, as he leads all players with 56 treys on 32 percent shooting (56-of-175) this season. He ranks first in both makes and attempts, while fellow junior **Dean Wade** has the best percentage at 44.0 (40-of-91). Brown and Wade rank second and third with 41 and 40 treys each, while fellow junior **Kamau Stokes** is tied for third with 39 treys. **Cartier Diarra** (32), **Amaad Wainright** (12) and **Brian Patrick** (10) also have 10 or more 3-point makes.

▶ K-State has hit on eight or more 3-pointers in 16 of 35 games this season, including double-digits against American (11/10; 12), Arizona State (11/23; 15), USC Upstate (12/5; 12), SE Missouri State (12/16; 11), Iowa State (12/29; 13), West Virginia (1/1; 10) and Iowa State (2/17; 10). The 15 makes against the Sun Devils tied for the second-most in school history and were the most since also converting on 15 vs. Nebraska on Jan. 8, 2000.

DEFENSIVE PROWESS

▶ K-State has been solid on the defensive end this season, allowing 66.9 points on 42.3 percent shooting, including 32.7 percent from 3-point range. The team ranks among the Top 55 in steals per game (20th), turnover margin (33rd), scoring defense (46th) and 3-point field goal percentage defense (51st), while they are second in the Big 12 in scoring defense, 3-point field goal percentage defense, turnover margin and steals.

▶ K-State has held all but four opponents (Vanderbilt, Oklahoma State, Baylor and West Virginia) to below its scoring average and has held its opponents to an average of 11 points below its season scoring average. The nation's top-ranked scoring team -- Oklahoma (93.6 ppg.) -- was held to a season-low 69 points on 41.9 percent shooting, including 28 percent from 3-point range, and were forced into a season-worst 20 turnovers in the win on Jan. 16. Twice it has held TCU to less than 70 points, including 68 on 42.9 percent shooting on Jan. 20 and 66 on 44.2 percent shooting on Feb. 27.

▶ K-State is one of just five schools nationally (Georgia State, Nicholls State, Purdue, Stephen F. Austin) with three players (**Barry Brown, Jr.**, **Dean Wade** and **Xavier Sneed**) with 40 or more steals. The current total of 276 steals ranks third for a single season and are on pace for at least 250 steals for the second consecutive season. The Wildcats have outscored their opponents, 587-414, in points off of turnovers this season and averaging 16.8 points off of turnovers. The team has posted at least 20 points off of turnovers in 10 games. Earlier this season, the squad tied the school-record with 19 steals against Northern Arizona (11/20/16), which included a school-record 36 points off of turnovers.

▶ K-State has put up some impressive defensive numbers under Weber, leading the Big 12 in scoring defense twice in his tenure (60.4 ppg., in 2012-13 and 65.4 ppg., in 2013-14). Since his arrival in 2012-13, the Wildcats are allowing opponents just 64.0 points per game (12,995 points). K-State has a 103-28 (.786) record when holding a foe to 69 points or less since 2012-13 and a 21-51 (.292) mark when allowing an opponent to score 70 or more.

IMPRESSIVE SCORING FEAT, PART 1

▶ In the Big 12 opener at Iowa State (12/29), **Dean Wade** (34), **Kamau Stokes** (23) and **Barry Brown, Jr.** (21) combined for 78 of the team's 91 points on 62.8 percent shooting (27-of-43), including 64.7 percent (11-of-17) from 3-point range. It marked just the second time that the Wildcats had a 30-point scorer and two 20-point scorers in the same game since **Chuckie Williams** (34), **Daryl Winston** (23) and **Mike Evans** (20) accomplished the feat in a 108-93 victory at Iowa State on Jan. 29, 1975. It was also the most combined points for three players in a game since **Michael Beasley** (44), **Bill Walker** (31) and **Clent Stewart** (5) combined for 80 points in a loss a Baylor on Feb. 23, 2008.

IMPRESSIVE SCORING FEAT, PART 2

▶ **Barry Brown, Jr.**, enjoyed a special night with a career-high 38 points in the Wildcats' 86-82 win over Oklahoma State on Jan. 10. The 38-point scoring output by Brown was the most by a Wildcat since **Jacob Pullen** also scored 38 points against Wisconsin in the NCAA Tournament on March 19, 2011, while it was most in a Big 12 home game since Pullen's 38 vs. No. 1/1 Kansas on Feb. 14, 2011. Brown connected on 12-of-17 from the field to go with an 11-of-16 effort from the free throw line. He scored 26 of his 38 points after halftime on 8-of-10 field goals and 9-of-13 free throw line.

▶ Brown became the first Wildcat since **Rodney McGruder** in 2013 with multiple 30-point games, as he scored 34 points in a 90-83 win at Baylor (1/22). He went 9-of-16 from the field against the Bears, including 4-of-8 from 3-point range, and went a perfect 12-of-12 from the free throw line.

■ K-STATE'S RECORD WHEN...

Category	'17-18	Weber
At home	14-4	84-21
On road	6-5	24-40
At neutral sites	4-2	16-17
In overtime	1-0	3-5
In games decided by 3 points or less	3-2	23-16
In games decided by 4-5 points	4-0	10-7
In games decided by 6-10 points	8-4	31-24
In games decided by 11-19 points	4-4	32-23
In games decided by 20 or more points	5-1	28-8
vs. Top 25 teams	2-7	20-42
vs. Top 10 teams	1-4	9-20
Scoring first	17-6	79-40
Leading at half	19-2	102-16
Tied at half	4-2	5-4
Trailing at half	1-7	16-56
Leading with 10:00 remaining	20-2	111-15
Trailing with 10:00 remaining	4-9	11-62
Tied with 10:00 remaining	0-0	2-1
Leading with 5:00 remaining	21-2	113-13
Trailing with 5:00 remaining	2-9	8-60
Tied with 5:00 remaining	1-0	3-5
K-State shoots 50% or better	14-1	52-8
K-State shoots less than 50%	10-11	71-71
K-State shoots better than opponent	24-2	103-10
K-State shoots same as opponent	0-0	0-0
Opponent shoots 50% or better	0-5	8-29
Opponent shoots less than 50%	24-6	117-48
K-State out-rebounds opponent	9-1	78-24
Opponent out-rebounds K-State	14-10	42-51
K-State equals opponent in rebounds	1-0	4-4
K-State shoots 70% or better from FT Line	14-7	59-39
K-State has more FT attempts	15-2	75-24
Opponent has more FT attempts	8-9	44-49
K-State equals opponent in FT attempts	1-0	5-3
K-State shoots 40% or better from 3-pt range	11-1	52-11
K-State makes at least 6 3-pt FGs	17-5	81-31
K-State has more turnovers than opponent	4-5	33-40
K-State has less turnovers than opponent	20-5	80-29
K-State equals opponent in turnovers	0-1	11-9
K-State scores 100-plus points	0-0	0-0
K-State scores 90 or more points	2-1	6-1
K-State scores 80-89 points	8-0	33-4
K-State scores 70-79 points	6-2	40-18
K-State scores 60-69 points	5-2	36-25
K-State scores 50-59 points	3-5	11-22
K-State scores less than 50 points	0-1	0-8
Opponent scores 100-plus points	0-0	0-0
Opponent scores 90 or more points	0-1	0-4
Opponent scores 80-89 points	2-3	5-21
Opponent scores 70-79 points	4-4	17-26
Opponent scores 60-69 points	8-3	42-21
Opponent scores 50-59 points	6-0	43-7
Opponent scores less than 50 points	4-0	18-0
K-State has at least 2 players in double figures	24-10	120-69
K-State has at least 3 players in double figures	20-6	98-45
K-State has at least 4 players in double figures	11-2	52-18
K-State has at least 5 players in double figures	2-0	15-3
K-State has at least 6 players in double figures	0-0	2-0
On Mondays	2-2	12-6
On Tuesdays	3-1	23-12
On Wednesdays	6-0	17-12
On Thursdays	1-1	4-4
On Fridays	5-1	14-9
On Saturdays	5-6	39-35
On Sundays	2-0	11-1
In November	6-1	28-10
In December	5-1	32-6
In January	5-4	27-24
In February	4-4	22-25
In March	4-1	15-14
On CBS Sports Network	0-0	2-0
On ESPN	1-3	4-13
On ESPN2	2-2	17-19
On ESPNU	8-3	27-18
On ESPNNews	1-0	8-8
On FS1	1-1	1-1
On FOX Sports Kansas City/Midwest	7-2	42-6
On Foxhorn Network	1-0	2-1
On TNT	1-0	1-0
On TruTV	1-0	2-2

MISCELLANEOUS

Current streak	Won 2
Home court streak	Won 3
Neutral court streak	Won 2
Road streak	Lost 2
Consecutive games with a 3-point FG	341
All-Time Record	1,634-1,146

DYNAMIC DUO

► Juniors **Dean Wade** (16.5 ppg.) and **Barry Brown, Jr.** (16.1 ppg.) have developed into one of the top scoring tandems in the Big 12, as they rank sixth and eighth, respectively, in scoring in the Big 12. They have been responsible for nearly 44 percent of the team's scoring (1,092/2,507 points) on 50 percent shooting (390-of-780), including 37.7 percent (81-of-215) from 3-point range, and 76.2 percent (231-of-303) from the free throw line. They have combined to score in double figures 55 times this season, including a team-best 28 by Wade, to go with a 22 combined 20-point games.

► Brown and Wade each reached milestones in the 77-67 win over Baylor (3/3), as the duo became the 30th and 31st players in school history to score 500 or more points and a single season. They also became just the seventh duo in school history to do it in the same season and the first since **Jacob Pullen** (715) and **Denis Clemente** (613) in 2009-10. Others to do it include **Chuckie Williams** (585) and **Mike Evans** (502) in 1975-76, **Evans** (566) and **Curtis Redding** (516) in 1976-77 and **Evans** (555) and **Redding** (514) in 1977-78), **Norris Coleman** (609) and **Joe Wright** (544) in 1985-86 and **Cartier Martin** (599) and **David Hoskins** (508) in 2006-07.

► The duo were even better in Big 12 play, as Wade ranked second in scoring at 18.8 points on 55 percent shooting and Brown is fourth at 18.6 points on 49.4 percent shooting in league-only action. Only Oklahoma's **Trae Young** (27.4 ppg./493) scored more points than Wade in league play. They were responsible for 53 percent of the Wildcats' scoring (673/1,278 points) in league play on 52.2 percent (241-of-462) shooting, including 41.7 percent (55-of-132) from 3-point range, and 75.8 percent (135-of-178) from the free throw line. They combined to score in double figures 34 times in Big 12 play with 18 combined 20-point games. Wade was the only Big 12 player this season to finish among the conference's Top 15 in 11 of 13 categories in league-only games. In finishing second and fourth in scoring in league-only games, Wade and Brown became the first Wildcat duo to finish in the Top 5 since **Michael Beasley** (28.4 ppg./1st) and **Bill Walker** (16.6 ppg./3rd) in 2007-08.

► Wade has scored in double figures a team-best 28 games, which includes 11 20-point games. Ten of his 11 20-point games came in Big 12 play, which included six consecutive 20-point games from Jan. 13 to Jan. 29 (Kansas [twice], Oklahoma, TCU, Baylor, Georgia). He also has four double-doubles this season and narrowly missed becoming the first Wildcat with a triple-double vs. Iowa State (2/17) with 22 points, 9 assists and 8 rebounds.

► Wade is one of just 15 players in the Big 12 era (since 1996-97) to average at least 15 points, 5 rebounds, 2.5 assists and 1.5 steals in a single season, joining the likes of Iowa State's **Curtis Stinson**, Oklahoma State's **Tony Allen**, Texas' **P.J. Tucker** and Oklahoma State's **Marcus Smart**. He is only one of just three Big 12 players since 2012-13, joining Smart (2012-13 and 2013-14) and Kansas' **Josh Jackson** (2016-17). With 529 points and 202 rebounds this season, Wade is the first Wildcat since **Michael Beasley** in 2007-08 to post 500 points and 200 rebounds in a single season.

► Brown posted his 11th 20-point game of the season with a game-tying 28 points in the loss at Oklahoma (2/24), including his eighth in Big 12 play. He also has two 30-point games with a career-best 38 vs. Oklahoma State (1/10) and 34 at Baylor (1/22), making him the first Wildcat with multiple 30-point games since **Rodney McGruder** (three) in 2011-12. His career-best 38 points vs. the Cowboys were the most by a Wildcat since **Jacob Pullen** also had 38 vs. Wisconsin in the NCAA Tournament on March 19, 2011 and the most at home since Pullen's 38 vs. Kansas on Feb. 14, 2011. With his five rebounds vs. TCU (3/8) in the Big 12 Championship, he is the first Wildcat to have 500 points, 100 rebounds, 100 assists and 50 steals in a single season.

DON'T OVERLOOK SNEED

► Sophomore guard **Xavier Sneed** has been solid this season, averaging 10.7 points on 40.8 percent shooting (128-of-314), including 32 percent (56-of-175) from 3-point range, and 76.5 percent (62-of-81) from the free throw line with 4.9 rebounds, 1.8 assists and 1.6 steals in 31.3 minutes per game. He also averaged double figures in Big 12 play, averaging 10.3 points on 40.1 percent shooting (63-of-157), including 34.8 percent (32-of-92) from long range, to go with 5.6 rebounds, 1.5 steals and 1.4 assists in 32.5 minutes per game.

► The Wildcats' top 3-point threat with 56 treys on 32 percent shooting, Sneed ranks second or third in most statistical categories, including second in rebounding (4.9 rpg.) and steals (1.6 spg.) and third in scoring (10.7 ppg.), double-figure scoring games (20), 20-point games (three) and field goals made (128) and attempted (314). He also posted his first career double-double with 11 points and 12 rebounds vs. Oklahoma State (1/10), while he grabbed a career-best 13 rebounds against Texas (2/21). Sneed became the first Wildcat in recorded history to lead the team in five categories vs. Tulsa (12/9/17) with team-bests in points (15), rebounds (8), assists (4), steals (3) and blocks (1) in 32 minutes of action.

DIARRA FILLING IN NICELY

► Redshirt freshman **Cartier Diarra** has played well since having to take over for **Kamau Stokes**, who was injured against Texas Tech (1/6) and missed seven games before returning to play 10 minutes at West Virginia (2/3). With Diarra running point, K-State has averaged 68.4 points on 46.2 percent shooting (492-of-1064), including 32.6 percent (116-of-356) from 3-point range, with an average of 12.8 assists and 12.0 turnovers per game.

► Diarra, who was averaging 3.9 points on 44.2 percent shooting in the 14 games prior to the Texas Tech game, has averaged 9.3 points on 49.6 percent shooting (67-of-135), including 41.1 percent (23-of-56) from 3-point range, and 73.1 percent (38-of-52) from the free throw line in 29.1 minutes per game in the last 21 games. Since earning his first start against Oklahoma State (1/10), he is averaging 9.2 points on 49.2 percent shooting (64-of-130), including 39.6 percent (21-of-53) from long range, and 72.9 percent (35-of-48) from the free throw line.

STOKES RETURNS BUT SLOWLY

► Junior guard **Kamau Stokes** returned the lineup against No. 15/11 West Virginia (2/3), posting 2 points on 0-of-3 shooting, including 0-of-3 from 3-point range, and a 2-of-2 effort from the free throw line to go with a team-best 4 assists and 1 turnover in 10 minutes of action. It marked his first action since going down with a foot injury at No. 18/18 Texas Tech (1/6), which required him to miss seven games.

► Stokes is being brought back slowly but seems to be returning to form after a stellar performance at Oklahoma State (2/14), in which, he scored 11 points on 4-of-7 field goals, including 3-of-4 from 3-point range, to go with 3 assists, 3 rebounds and 1 steal in 25 minutes. It marked his most minutes since playing 38 vs. West Virginia (1/1), while it was his first double-digit scoring game since his 23-point effort at Iowa State (12/29/17). He has started each of the last three games in place of the injured Wade, which includes an 11-point performance in the win over Creighton on Friday.

McGUIRL STEPS UP WHEN IT MATTERS MOST

► Freshman guard **Mike McGuirl** played a huge role in K-State's first-round win over Creighton on Friday, scoring in double figures for the first time in his career with 17 points off the bench on 6-of-10 field goals, including 3-of-5 from beyond the arc, and 2-of-3 from the free throw line in a career-best 22 minutes. It was the most points by a Wildcat freshman in a NCAA Tournament game since **Michael Beasley** had 23 vs. Wisconsin in 2008.

ONE OF THE YOUNGEST TEAMS

► K-State is one of 15 schools (Auburn, American, Bowling Green, UC Irvine, The Citadel, Holy Cross, Kentucky, Louisiana Tech, Marquette, Montana, Oklahoma, Tennessee, Toledo and Wofford) to have one or fewer seniors on its roster in 2017-18, including one of just six in the NCAA Tournament.

■ DUOS TO SCORE 500 OR MORE POINTS [single-season]

Players	Years
Chuckie Williams (585)/Mike Evans (502)	1975-76
Mike Evans (566)/Curtis Redding (516)	1976-77
Mike Evans (555)/Curtis Redding (514)	1977-78
Norris Coleman (609)/Joe Wright (544)	1985-86
Cartier Martin (599)/David Hoskins (508)	2006-07
Jacob Pullen (715)/Denis Clemente (613)	2009-10
Barry Brown, Jr. (563)/Dean Wade (529)	2017-18

■ NCAA TOURNAMENT HISTORY

NCAA Tournament Appearances (30)

1948	1951	1956	1958	1959
1961	1964	1968	1970	1972
1973	1975	1977	1980	1981
1982	1987	1988	1989	1990
1993	1996	2008	2010	2011
2012	2013	2014	2017	2018

NCAA First Four (1)

2017

NCAA Final Fours (4)

1948 1951 1958 1964

NIT Appearances (7)

1976	1992	1994	1998	1999
2007	2009			

NIT Final Fours (1)

1994

All-Time Postseason Results

NCAA	36-33 (.522)
NIT	6-8 (.429)
Total	42-41 (.506)

Tournament Record By Round

First Four	1-0
First Round	11-5
Second Round	7-5
Third Round	0-2
Regional Semifinals	12-5
Regional Finals	3-9
National Semifinals	0-2
National Finals	0-1

Tournament Record By Region

Midwest	17-19
West	11-8
East	3-3
South	2-2
Southeast	1-1

K-State by NCAA Seed Since 1979

1	0-0
2	3-1
3	0-0
4	3-2
5	3-2
6	0-2
7	1-1
8	4-2
9	3-2
10	0-1
11	2-3
12	0-0
13	0-0
14	0-0
15	0-0
16	0-0

K-State vs. NCAA Seeds Since 1979

1	2-2
2	0-2
3	0-1
4	2-1
5	1-1
6	2-3
7	1-1
8	2-2
9	2-0
10	1-0
11	1-2
12	2-0
13	1-1
14	0-0
15	1-0
16	1-0

NCAA All-Tournament Teams

1951 West Regional	Ed Head Jack Stone
1956 Midwest Regional	Harry Wallace
1958 Midwest Regional	Bob Boozer Roy DeWitz Jack Parr
1959 Midwest Regional	Bob Boozer Don Matuszak
1961 Midwest Regional	Larry Comley (MOP)
1964 Midwest Regional	Willie Murrell Roger Suttner
1964 Final Four	Willie Murrell
1970 Midwest Regional	David Hall Jerry Venable Danny Beard
1972 Midwest Regional	Chuckie Williams (MOP)
1975 East Regional	Chuckie Williams (MOP)
1981 West Regional	Rolando Blackman Ed Nealy
1988 Midwest Regional	Mitch Richmond Will Scott
2010 West Regional	Denis Clemente Jacob Pullen

NCAA TOURNAMENT ALL-TIME RESULTS

■ 30 Appearances ■ 36-33 All-Time ■ 4 Final Fours (1948, 1951, 1958, 1964)

Year	Date	Region	Round	Site	Seed	Opponent	W/L	Score
1948	March 19	West	Semifinals	Kansas City, Mo.	--	Wyoming	W	58-48
	March 20	West	Finals	Kansas City, Mo.	--	Baylor	L	52-60
	March 23	National	Third Place	Kansas City, Mo.	--	Holy Cross	L	54-60
1951	March 21	West	First Round	Kansas City, Mo.	--	Arizona	W	61-59
	March 23	West	Semifinals	Kansas City, Mo.	--	BYU	W	64-54
	March 24	West	Finals	Kansas City, Mo.	--	Oklahoma State	W	68-44
	March 27	National	Finals	Minneapolis, Minn.	--	Kentucky	L	58-68
1956	March 16	Midwest	Semifinals	Lawrence, Kan.	--	Oklahoma City	L	93-97
	March 17	Midwest	Third Place	Lawrence, Kan.	--	Houston	W	89-70
1958	March 14	Midwest	Semifinals	Lawrence, Kan.	--	Cincinnati	W	83-80 (2 OTs)
	March 15	Midwest	Finals	Lawrence, Kan.	--	Oklahoma State	W	69-57
	March 21	National	Semifinals	Louisville, Ky.	--	Seattle	L	51-73
	March 22	National	Third Place	Louisville, Ky.	--	Temple	L	57-67
1959	March 13	Midwest	Semifinals	Lawrence, Kan.	--	DePaul	W	102-70
	March 14	Midwest	Finals	Lawrence, Kan.	--	Cincinnati	L	75-85
1961	March 17	Midwest	Semifinals	Lawrence, Kan.	--	Houston	W	75-64
	March 18	Midwest	Finals	Lawrence, Kan.	--	Cincinnati	L	64-69
1964	March 13	Midwest	Semifinals	Wichita, Kan.	--	Texas-El Paso	W	64-60
	March 14	Midwest	Finals	Wichita, Kan.	--	Wichita State	W	94-86
	March 20	National	Semifinals	Kansas City, Mo.	--	UCLA	L	84-90
	March 21	National	Third Place	Kansas City, Mo.	--	Michigan	L	90-100
1968	March 15	Midwest	Semifinals	Wichita, Kan.	--	TCU	L	72-77
	March 16	Midwest	Third Place	Wichita, Kan.	--	Louisville	L	63-93
1970	March 12	Midwest	Semifinals	Lawrence, Kan.	--	New Mexico State	L	66-70
	March 14	Midwest	Third Place	Lawrence, Kan.	--	Houston	W	107-98
1972	March 16	Midwest	Semifinals	Ames, Iowa	--	Texas	W	66-55
	March 18	Midwest	Finals	Ames, Iowa	--	Louisville	L	65-72
1973	March 15	Midwest	Semifinals	Houston, Texas	--	Louisiana-Lafayette	W	66-63
	March 17	Midwest	Finals	Houston, Texas	--	Memphis	L	72-92
1975	March 15	East	First Round	Philadelphia, Pa.	--	Pennsylvania	W	69-62
	March 20	East	Semifinals	Providence, R.I.	--	Boston College	W	74-65
	March 22	East	Finals	Providence, R.I.	--	Syracuse	L	87-95 (OT)
1977	March 12	Midwest	First Round	Norman, Okla.	--	Providence	W	87-80
	March 17	Midwest	Semifinals	Oklahoma City, Okla.	--	Marquette	L	66-67
1980	March 6	Midwest	First Round	Lincoln, Neb.	7	(10) Arkansas	W	71-53
	March 8	Midwest	Second Round	Lincoln, Neb.	7	(2) Louisville	L	69-71 (OT)
1981	March 12	West	First Round	Los Angeles, Calif.	8	(9) San Francisco	W	64-60
	March 14	West	Second Round	Los Angeles, Calif.	8	(1) Oregon State	W	50-48
	March 19	West	Semifinals	Salt Lake City, Utah	8	(4) Illinois	W	57-52
	March 21	West	Finals	Salt Lake City, Utah	8	(2) North Carolina	L	68-82
1982	March 12	Midwest	First Round	Dallas, Texas	5	(12) Northern Illinois	W	77-68
	March 14	Midwest	Second Round	Dallas, Texas	5	(4) Arkansas	W	65-64
	March 19	Midwest	Semifinals	St. Louis, Mo.	5	(8) Boston College	L	65-69
1987	March 12	West	First Round	Salt Lake City, Utah	9	(8) Georgia	W	82-79 (OT)
	March 14	West	Second Round	Salt Lake City, Utah	9	(1) UNLV	L	61-80
1988	March 17	Midwest	First Round	South Bend, Ind.	4	(13) LaSalle	W	66-53
	March 19	Midwest	Second Round	South Bend, Ind.	4	(5) DePaul	W	66-58
	March 25	Midwest	Semifinals	Pontiac, Mich.	4	(1) Purdue	W	73-70
	March 27	Midwest	Finals	Pontiac, Mich.	4	(6) Kansas	L	58-71
1989	March 16	East	First Round	Greensboro, N.C.	6	(11) Minnesota	L	75-86
1990	March 16	Midwest	First Round	Indianapolis, Ind.	11	(6) Xavier	L	79-87
1993	March 18	South	First Round	Orlando, Fla.	6	(11) Tulane	L	53-55
1996	March 15	East	First Round	Richmond, Va.	10	(7) New Mexico	L	48-69
2008	March 20	Midwest	First Round	Omaha, Neb.	11	(6) USC	W	80-67
	March 22	Midwest	Second Round	Omaha, Neb.	11	(3) Wisconsin	L	55-72
2010	March 18	West	First Round	Oklahoma City, Okla.	2	(15) North Texas	W	82-62
	March 20	West	Second Round	Oklahoma City, Okla.	2	(7) BYU	W	84-72
	March 25	West	Semifinals	Salt Lake City, Utah	2	(6) Xavier	W	101-96 (2 OTs)
	March 27	West	Finals	Salt Lake City, Utah	2	(5) Butler	L	56-63
2011	March 17	Southeast	Second Round	Tucson, Ariz.	5	(12) Utah State	W	73-68
	March 19	Southeast	Third Round	Tucson, Ariz.	5	(4) Wisconsin	L	65-70
2012	March 15	East	Second Round	Pittsburgh, Pa.	8	(9) Southern Miss	W	70-64
	March 17	East	Third Round	Pittsburgh, Pa.	8	(1) Syracuse	L	59-75
2013	March 22	West	Second Round	Kansas City, Mo.	4	(13) La Salle	L	61-63
2014	March 21	Midwest	Second Round	St. Louis, Mo.	9	(8) Kentucky	L	49-56
2017	March 14	South	First Four	Dayton, Ohio	11	(11) Wake Forest	W	95-88
	March 17	South	First Round	Sacramento, Calif.	11	(6) Cincinnati	L	61-75
2018	March 16	South	First Round	Charlotte, N.C.	9	(8) Creighton	W	69-59
	March 18	South	Second Round	Charlotte, N.C.	9	(16) UMBC	W	50-43

NIT ALL-TIME RESULTS

Year	Date	Opponent	Round	Site	W/L	Score
1976	March 16	Kentucky	First Round	New York City, N.Y.	L	78-81
1992	March 18	Western Kentucky	First Round	Manhattan, Kan.	W	85-74
	March 23	Notre Dame	Second Round	South Bend, Ind.	L	47-64
1994	March 17	Mississippi State	First Round	Manhattan, Kan.	W	78-67
	March 22	Gonzaga	Second Round	Manhattan, Kan.	W	66-64
	March 24	Fresno State	Third Round	Manhattan, Kan.	W	115-77
	March 28	Vanderbilt	Semifinals	New York City, N.Y.	L	76-82
1998	March 30	Siena	Third Place	New York City, N.Y.	L	79-92
	March 11	North Carolina State	First Round	Raleigh, N.C.	L	39-59
1999	March 10	TCU	First Round	Manhattan, Kan.	L	71-72
2007	March 14	(7) Vermont	First Round	Manhattan, Kan.	W	59-57
	March 19	(5) DePaul	Second Round	Manhattan, Kan.	L	65-70
2009	March 18	(5) Illinois State	First Round	Manhattan, Kan.	W	83-79 (OT)
	March 20	(1) San Diego State	Second Round	San Diego, Calif.	L	52-70

K-STATE[®] **MEN'S BASKETBALL**



STATISTICS

2017-18 Kansas State Basketball

2017-18 Results

Overall Record: 24-11 (Home: 14-4, Away: 6-5, Neutral: 4-2)

Big 12 Record: 10-8 (Home: 6-3, Away: 4-5)

Date	Rk	Opponent	W/L	Score	Record [Big 12]	High Points	High Rebounds	High Assists	High Blocks	High Steals	Attend.
Oct. 21	--/--	MISSOURI STATE [Exh.]	W	78-62	--	Diarra 14	Wade 7	Two players 3	Three players 1	Stokes 4	2,500
Oct. 28	--/--	FORT HAYS STATE [Exh.]	W	79-56	--	Sneed 18	Two players 7	Diarra 6	Wade 2	Two players 3	6,730
Nov. 3	--/--	EMPORIA STATE [Exh.]	W	77-44	--	Wade 20	Wade 10	Two players 4	Two players 1	Wainright 3	6,841
Nov. 10	--/--	AMERICAN	W	83-45	1-0	Wade 17	Mawien 9	Stokes 7	Mawien 2	Sneed 4	8,218
Nov. 14	--/--	UMKC	W	72-51	2-0	Brown 14	Sallah 9	Two players 4	Four players 1	Four players 2	7,373
Nov. 17	--/--	UC IRVINE%	W	71-49	3-0	Stokes 14	Sneed 5	Brown 4	Mawien 2	Brown 3	6,451
Nov. 20	--/--	NORTHERN ARIZONA%	W	80-58	4-0	Brown 20	Two players 5	Sneed 7	Mawien 1	Brown 6	6,112
Nov. 23	--/--	vs. Arizona State^	L	90-92	4-1	Brown 27	Wainright 6	Wade 7	Wade 2	Sneed 2	3,245
Nov. 24	--/--	vs. George Washington^	W	67-59	5-1	Stokes 19	Wade 9	Brown 3	Two players 2	Stokes 2	3,325
Nov. 29	--/--	ORAL ROBERTS	W	77-68	6-1	Wade 25	Wade 11	Two players 5	Mawien 2	Stokes 3	7,273
Dec. 3	--/--	@Vanderbilt	W	84-79	7-1	Sneed 21	Wade 7	Stokes 6	Three players 1	Sneed 3	8,570
Dec. 5	--/--	USC UPSTATE	W	86-49	8-1	Stokes 17	Wade 7	Stokes 5	Sallah 1	Wade 3	6,911
Dec. 9	--/--	TULSA&	L	54-61	8-2	Sneed 15	Sneed 8	Two players 4	Two players 1	Three players 3	7,180
Dec. 16	--/--	SE MISSOURI STATE	W	89-71	9-2	Sneed 23	Wainright 9	Stokes 9	Three players 1	Brown 3	7,389
Dec. 20	--/--	@Washington State+	W	68-65	10-2	Brown 23	Mawien 9	Stokes 7	Mawien 2	Wade 2	4,165
Dec. 29	--/--	@Iowa State*	W	91-75	11-2 (1-0)	Wade 34	Wade 8	Stokes 7	Wainright 2	Stokes 3	14,384
Jan. 1	--/--	6/7 WEST VIRGINIA*	L	69-77	11-3 (1-1)	Sneed 20	Wade 10	Stokes 6	Wade 2	Brown 3	9,712
Jan. 6	--/--	@18/18 Texas Tech*	L	58-74	11-4 (1-2)	Brown 24	Wade 5	Two players 2	Sallah 1	Sneed 5	12,531
Jan. 10	--/--	OKLAHOMA STATE*	W	86-82	12-4 (2-2)	Brown 38	Sneed 12	Diarra 4	Three players 1	Brown 6	7,470
Jan. 13	--/--	@12/12 Kansas*	L	72-73	12-5 (2-3)	Wade 22	Sneed 7	Brown 6	Mawien 2	Two players 2	16,300
Jan. 16	--/--	4/6 OKLAHOMA*	W	87-69	13-5 (3-3)	Brown 24	Wade 7	Wade 7	Sneed 1	Brown 3	10,744
Jan. 20	--/--	24/25 TCU*	W	73-68	14-5 (4-3)	Wade 20	Wade 6	Brown 9	Two players 2	Three players 2	11,194
Jan. 22	rv/rv	@Baylor	W	90-83	15-5 (5-3)	Brown 34	Wade 6	Diarra 6	Wade 3	Two players 2	4,787
Jan. 27	rv/rv	GEORGIA#	W	56-51	16-5	Wade 20	Wade 8	Diarra 5	Mawien 2	Sneed 2	10,314
Jan. 29	rv/rv	7/7 KANSAS*	L	56-70	16-6 (5-4)	Wade 20	Wade 8	Brown 5	Three players 1	Brown 3	12,528
Feb. 3	rv/rv	@15/11 West Virginia*	L	51-89	16-7 (5-5)	Wade 17	Brown 6	Stokes 4	Love 1	Sneed 2	13,329
Feb. 7	--/rv	@Texas*	W	67-64	17-7 (6-5)	Wade 16	Brown 6	Brown 6	Four players 1	Sneed 4	9,211
Feb. 10	--/rv	7/7 TEXAS TECH*	L	47-66	17-8 (6-6)	Wade 13	Wade 11	Three players 2	Wade 2	Two players 2	9,365
Feb. 14	--/--	@Oklahoma State*	W	82-72	18-8 (7-6)	Brown 25	Sneed 6	Wade 4	Love 2	Five players 1	7,017
Feb. 17	--/--	IOWA STATE*	W	78-66	19-8 (8-6)	Wade 22	Two players 8	Wade 9	Mawien 2	Three players 2	9,645
Feb. 21	rv/rv	TEXAS*	W	58-48	20-8 (9-6)	Brown 16	Sneed 13	Wade 3	Wade 4	Two players 1	8,623
Feb. 24	rv/rv	@Oklahoma*	L	77-86	20-9 (9-7)	Brown 28	Wade 11	Wade 3	Two players 1	Wade 4	12,102
Feb. 27	--/--	@TCU*	L	59-66	20-10 (9-8)	Wade 24	Two players 7	Brown 6	Two players 1	Four players 2	6,682
Mar. 3	--/--	BAYLOR*	W	77-67	21-10 (10-8)	Wade 25	Wade 7	Brown 9	Two players 1	Brown 3	10,299
Mar. 8	rv/rv	vs. TCU!	W	66-64 (OT)	22-10	Mawien 16	Mawien 9	Diarra 5	Mawien 3	Two players 2	17,903
Mar. 9	rv/rv	vs. 9/9 Kansas	L	67-83	22-11	Mawien 29	Sneed 6	Sneed 5	Mawien 2	Two players 2	18,223
Mar. 16	rv/rv	vs. [8] Creighton\$	W	69-59	23-11	Brown 18	Two players 6	Three players 3	Two players 2	Two players 2	17,943
Mar. 18	rv/rv	vs. [16] UMBC\$	W	50-43	24-11	Brown 18	Two players 7	Two players 2	Mawien 2	Sneed 4	18,485
Mar. 22	rv/rv	vs. [5] Kentucky@									

% – Opening Games of the Continental Tire Las Vegas Invitational (Bramlage Coliseum, Manhattan, Kan.)

^ – Continental Tire Las Vegas Invitational (Orleans Arena; Las Vegas, Nev.)

& – Wichita Wildcat Classic (INTRUST Bank Arena; Wichita, Kan.)

+ – Played at the Spokane Arena; Spokane, Wash.

– Big 12/SEC Challenge (Bramlage Coliseum, Manhattan, Kan.)

* – Big 12 Conference game

! – Phillips 66 Big 12 Conference Tournament (Sprint Center; Kansas City, Mo.)

\$ – NCAA South Regional First/Second Rounds (Spectrum Center; Charlotte, N.C.)

@ – NCAA South Regional Semifinals (Philips Arena; Atlanta, Ga.)

Attendance/Record Summary

	G	W-L	Total	Average	High
Home	18	14-4	156,801	8,711	12,528 vs. Kansas (1/29/18)
Big 12	9	6-3	89,580	9,953	12,528 vs. Kansas (1/29/18)
Away	11	6-5	109,078	9,916	16,300 at Kansas (1/13/18)
Big 12	9	4-5	96,343	10,705	16,300 at Kansas (1/13/18)
Neutral	6	4-2	79,124	13,187	18,485 vs. UMBC (3/18/18)
Total	35	24-11	345,003	9,857	18,485 vs. UMBC (3/18/18)
Big 12	18	10-8	185,923	10,329	16,300 at Kansas (1/13/18)

Kansas State Win/Loss Margin

	1	2	3	4	5	6	7	8	9	10	11	12	13	14	15	16	17	18	19	20-24	25+
Wins (24)		1	2	1	3		2	1	1	4		1				1		2		3	2
Losses (11)	1	1					2	1	1					1		2			1		1

2017-18 Statistics

Season Box Score

Overall Record: 24-11 (Home: 14-4 // Away: 6-5 // Neutral: 4-2)

No	Player	GP	GS	Min	TOTAL			3-PTS			FT	FTA	Pct	REBOUNDS				PF	FO	A	TO	Blk	Stl	Pts	Avg	
					FG	FGA	Pct	3FG	FGA	Pct				Off	Def	Tot	Avg									
32	WADE, Dean	32	32	1075	33.6	197	358	.550	40	91	.440	95	127	.748	42	160	202	6.3	63	2	89	47	27	50	529	16.5
05	BROWN, Barry	35	35	1208	34.5	193	422	.457	41	124	.331	136	176	.773	21	89	110	3.1	76	2	115	91	5	64	563	16.1
20	SNEED, Xavier	35	35	1094	31.3	128	314	.408	56	175	.320	62	81	.765	37	136	173	4.9	78	1	63	39	11	57	374	10.7
03	STOKES, Kamau	28	18	742	26.5	79	212	.373	39	119	.328	54	72	.750	9	59	68	2.4	36	0	96	53	0	31	251	9.0
02	DIARRA, Cartier	35	20	827	23.6	86	178	.483	32	79	.405	45	62	.726	20	65	85	2.4	81	3	71	68	3	26	249	7.1
14	MAWIEN, Makol	35	35	701	20.0	102	162	.630	3	10	.300	42	54	.778	41	83	124	3.5	107	4	10	38	40	14	249	7.1
00	McGUIRL, Mike	10	0	100	10.0	10	27	.370	4	14	.286	8	11	.727	4	11	15	1.5	6	0	8	6	1	2	32	3.2
23	WAINRIGHT, Amaad	34	0	450	13.2	35	80	.438	12	37	.324	9	22	.409	23	52	75	2.2	44	0	17	16	4	19	91	2.7
34	STOCKARD III, Levi	34	0	299	8.8	26	50	.520	0	0	.000	11	18	.611	21	38	59	1.7	63	1	3	14	2	5	63	1.9
01	SALLAH, Mawdo	20	0	160	8.0	15	27	.556	0	0	.000	7	14	.500	10	30	40	2.0	26	0	4	9	7	2	37	1.9
11	PATRICK, Brian	25	0	203	8.1	15	47	.319	10	40	.250	2	2	1.000	5	11	16	0.6	27	0	10	6	0	5	42	1.7
45	SHADD, Nigel	8	0	50	6.3	3	8	.375	0	0	.000	3	4	.750	7	9	16	2.0	7	0	0	3	0	0	9	1.1
24	McATEE, Pierson	9	0	19	2.1	2	4	.500	2	3	.667	2	2	1.000	0	2	2	0.2	1	0	1	2	0	0	8	0.9
21	LOVE III, James	14	0	67	4.8	4	9	.444	0	0	.000	2	5	.400	1	4	5	0.4	20	0	0	1	5	1	10	0.7
40	KINNAMON, Kade	10	0	11	1.1	0	3	.000	0	3	.000	0	0	.000	0	0	0	0.0	0	0	1	0	1	0	0	0.0
12	SCHOEN, Mason	12	0	19	1.6	0	4	.000	0	2	.000	0	0	.000	0	0	0	0.0	0	0	1	1	0	0	0	0.0
TM	TEAM														41	48	89	2.5	0			13			0	
	TOTAL	35				895	1905	.470	239	697	.343	478	650	.735	282	797	1079	30.8	635	13	489	407	106	276	2507	71.6
	OPPONENTS	35				799	1890	.423	249	761	.327	495	673	.736	376	811	1187	33.9	640	-	436	503	86	201	2342	66.9

SCORE BY PERIODS:	1st	2nd	OT	Total
Kansas State	1234	1266	7	2507
Opponents	1092	1245	5	2342

DEADBALL REBOUNDS:	Off	Def	Total
Kansas State	73	18	91
Opponents	79	16	95

Big 12-Only Box Score

Big 12 Record: 10-8 (Home: 6-3 // Away: 4-5)

No	Player	GP	GS	Min	TOTAL			3-PTS			FT	FTA	Pct	REBOUNDS				PF	FO	A	TO	Blk	Stl	Pts	Avg	
					FG	FGA	Pct	3FG	FGA	Pct				Off	Def	Tot	Avg									
32	WADE, Dean	18	18	663	36.8	127	231	.550	29	64	.453	56	69	.812	23	91	114	6.3	34	1	55	33	21	26	339	18.8
05	BROWN, Barry	18	18	670	37.2	114	231	.494	26	68	.382	80	109	.734	12	41	53	2.9	42	1	73	54	0	36	334	18.6
20	SNEED, Xavier	18	18	585	32.5	63	157	.401	32	92	.348	27	39	.692	27	74	101	5.6	42	0	25	18	6	28	185	10.3
02	DIARRA, Cartier	18	15	490	27.2	56	111	.505	21	46	.457	32	39	.821	14	31	45	2.5	41	0	34	41	1	15	165	9.2
14	MAWIEN, Makol	18	18	312	17.3	38	73	.521	1	4	.250	21	26	.808	16	37	53	2.9	56	2	7	19	16	5	98	5.4
03	STOKES, Kamau	12	3	254	21.2	17	63	.270	9	38	.237	19	23	.826	0	19	19	1.6	16	0	33	23	0	11	62	5.2
34	STOCKARD III, Levi	18	0	170	9.4	13	27	.481	0	0	.000	3	4	.750	13	27	40	2.2	41	1	2	8	0	3	29	1.6
23	WAINRIGHT, Amaad	17	0	221	13.0	9	24	.375	3	13	.231	6	14	.429	6	26	32	1.9	26	0	4	10	3	8	27	1.6
11	PATRICK, Brian	11	0	95	8.6	5	19	.263	3	16	.188	2	2	1.000	2	5	7	0.6	13	0	4	1	0	5	15	1.4
00	McGUIRL, Mike	7	0	43	6.1	3	12	.250	1	7	.143	2	2	1.000	1	3	4	0.6	4	0	3	3	1	0	9	1.3
01	SALLAH, Mawdo	5	0	18	3.6	2	5	.400	0	0	.000	1	5	.200	0	3	3	0.6	3	0	0	2	1	1	5	1.0
21	LOVE III, James	12	0	67	5.6	4	9	.444	0	0	.000	2	5	.400	1	4	5	0.4	20	0	0	1	5	1	10	0.8
45	SHADD, Nigel	1	0	6	6.0	0	0	.000	0	0	.000	0	0	.000	0	0	0	0.0	0	0	0	0	0	0	0	0.0
12	SCHOEN, Mason	3	0	2	0.7	0	1	.000	0	0	.000	0	0	.000	0	0	0	0.0	0	0	0	0	0	0	0	0.0
24	McATEE, Pierson	2	0	2	1.0	0	0	.000	0	0	.000	0	0	.000	0	0	0	0.0	0	0	0	0	0	0	0	0.0
40	KINNAMON, Kade	3	0	2	0.7	0	0	.000	0	0	.000	0	0	.000	0	0	0	0.0	0	0	0	0	0	0	0	0.0
TM	TEAM														21	16	37	2.1	0			10			0	
	TOTAL	18				451	963	.468	125	348	.359	251	337	.745	136	377	513	28.5	338	5	240	223	54	139	1278	71.0
	OPPONENTS	18				446	978	.456	122	364	.335	281	371	.757	197	427	624	34.7	334	-	237	252	54	113	1295	71.9

SCORE BY PERIODS:	1st	2nd	OT	Total
Kansas State	601	677	--	1278
Opponents	611	684	--	1295

DEADBALL REBOUNDS:	Off	Def	Total
Kansas State	30	6	36
Opponents	43	5	48

2017-18 Statistics

Home Games Only Box Score

Home Record: 14-4

No	Player	GP	GS	Min	Avg	TOTAL			3-PTS			REBOUNDS															
						FG	FGA	Pct	3FG	FGA	Pct	FT	FTA	Pct	Off	Def	Tot	Avg	PF	FO	A	TO	Blk	Stl	Pts	Avg	
32	WADE, Dean	18	18	587	32.6	110	203	.542	22	49	.449	60	81	.741	26	95	121	6.7	27	0	53	21	14	30	302	16.8	
05	BROWN, Barry	18	18	613	34.1	93	212	.439	20	67	.299	54	74	.730	6	44	50	2.8	33	1	71	45	3	43	260	14.4	
20	SNEED, Xavier	18	18	529	29.4	67	156	.429	33	92	.359	38	47	.809	20	76	96	5.3	39	0	36	19	8	22	205	11.4	
03	STOKES, Kamau	13	9	348	26.8	36	105	.343	18	63	.286	31	43	.721	4	32	36	2.8	15	0	50	28	0	16	121	9.3	
02	DIARRA, Cartier	18	9	416	23.1	43	93	.462	19	47	.404	32	37	.865	12	25	37	2.1	41	1	38	32	2	13	137	7.6	
14	MAWIEN, Makol	18	18	348	19.3	45	75	.600	1	5	.200	16	23	.696	25	36	61	3.4	50	1	8	15	18	4	107	5.9	
01	SALLAH, Mawdo	11	0	104	9.5	13	22	.591	0	0	.000	7	11	.636	8	23	31	2.8	15	0	4	7	5	1	33	3.0	
11	PATRICK, Brian	14	0	150	10.7	14	38	.368	9	31	.290	0	0	.000	4	9	13	0.9	24	0	8	5	0	4	37	2.6	
23	WAINRIGHT, Amaad	17	0	213	12.5	14	41	.341	7	18	.389	5	10	.500	14	30	44	2.6	18	0	12	12	0	10	40	2.4	
34	STOCKARD III, Levi	18	0	158	8.8	14	30	.467	0	0	.000	4	9	.444	11	23	34	1.9	30	0	2	8	1	3	32	1.8	
45	SHADD, Nigel	6	0	44	7.3	3	8	.375	0	0	.000	3	4	.750	7	9	16	2.7	7	0	0	3	0	0	9	1.5	
00	McGUIRL, Mike	5	0	22	4.4	3	8	.375	1	5	.200	0	0	.000	1	2	3	0.6	4	0	2	2	1	0	7	1.4	
24	McATEE, Pierson	7	0	18	2.6	2	4	.500	2	3	.667	2	2	1.000	0	2	2	0.3	1	0	1	2	0	0	8	1.1	
21	LOVE III, James	5	0	23	4.6	0	1	.000	0	0	.000	1	2	.500	1	0	1	0.2	6	0	0	0	2	1	1	0.2	
40	KINNAMON, Kade	8	0	10	1.3	0	3	.000	0	3	.000	0	0	.000	0	0	0	0.0	0	0	1	0	1	0	0	0.0	
12	SCHOEN, Mason	8	0	17	2.1	0	4	.000	0	2	.000	0	0	.000	0	0	0	0.0	0	0	1	1	0	0	0	0.0	
TM	TEAM																										
	TOTAL	18				457	1003	.456	132	385	.343	253	343	.738	162	426	588	32.7	310	3	287	205	55	147	1299	72.2	
	OPPONENTS	18				382	963	.397	115	377	.305	237	311	.762	179	420	599	33.3	329	-	226	272	36	100	1116	62.0	

SCORE BY PERIODS:	1st	2nd	OT	Total
Kansas State	638	661	--	1299
Opponents	514	602	--	1116

DEADBALL REBOUNDS:	Off	Def	Total
Kansas State	44	15	59
Opponents	35	10	45

Road/Neutral Games Only Box Score

Road/Neutral Record: 10-7 (Away: 6-5 // Neutral: 4-2)

No	Player	GP	GS	Min	Avg	TOTAL			3-PTS			REBOUNDS															
						FG	FGA	Pct	3FG	FGA	Pct	FT	FTA	Pct	Off	Def	Tot	Avg	PF	FO	A	TO	Blk	Stl	Pts	Avg	
05	BROWN, Barry	17	17	595	35.0	100	210	.476	21	57	.368	82	102	.804	15	45	60	3.5	43	1	44	46	2	21	303	17.8	
32	WADE, Dean	14	14	488	34.9	87	155	.561	18	42	.429	35	46	.761	16	65	81	5.8	36	2	36	26	13	20	227	16.2	
20	SNEED, Xavier	17	17	565	33.2	61	158	.386	23	83	.277	24	34	.706	17	60	77	4.5	39	1	27	20	3	35	169	9.9	
03	STOKES, Kamau	15	9	394	26.3	43	107	.402	21	56	.375	23	29	.793	5	27	32	2.1	21	0	46	25	0	15	130	8.7	
14	MAWIEN, Makol	17	17	353	20.8	57	87	.655	2	5	.400	26	31	.839	16	47	63	3.7	57	3	2	23	22	10	142	8.4	
02	DIARRA, Cartier	17	11	411	24.2	43	85	.506	13	32	.406	13	25	.520	8	40	48	2.8	40	2	33	36	1	13	112	6.6	
00	McGUIRL, Mike	5	0	78	15.6	7	19	.368	3	9	.333	8	11	.727	3	9	12	2.4	2	0	6	4	0	2	25	5.0	
23	WAINRIGHT, Amaad	17	0	237	13.9	21	39	.538	5	19	.263	4	12	.333	9	22	31	1.8	26	0	5	4	4	9	51	3.0	
34	STOCKARD III, Levi	16	0	141	8.8	12	20	.600	0	0	.000	7	9	.778	10	15	25	1.6	33	1	1	6	1	2	31	1.9	
21	LOVE III, James	9	0	44	4.9	4	8	.500	0	0	.000	1	3	.333	0	4	4	0.4	14	0	0	1	3	0	9	1.0	
11	PATRICK, Brian	11	0	53	4.8	1	9	.111	1	9	.111	2	2	1.000	1	2	3	0.3	3	0	2	1	0	1	5	0.5	
01	SALLAH, Mawdo	9	0	56	6.2	2	5	.400	0	0	.000	0	3	.000	2	7	9	1.0	11	0	0	2	2	1	4	0.4	
24	McATEE, Pierson	2	0	1	0.5	0	0	.000	0	0	.000	0	0	.000	0	0	0	0.0	0	0	0	0	0	0	0	0.0	
12	SCHOEN, Mason	4	0	2	0.5	0	0	.000	0	0	.000	0	0	.000	0	0	0	0.0	0	0	0	0	0	0	0	0.0	
45	SHADD, Nigel	2	0	6	3.0	0	0	.000	0	0	.000	0	0	.000	0	0	0	0.0	0	0	0	0	0	0	0	0.0	
40	KINNAMON, Kade	2	0	1	0.5	0	0	.000	0	0	.000	0	0	.000	0	0	0	0.0	0	0	0	0	0	0	0	0.0	
TM	TEAM																										
	TOTAL	17				438	902	.486	107	312	.343	225	307	.733	120	371	491	28.9	325	10	202	202	51	129	1208	71.1	
	OPPONENTS	17				417	927	.450	134	384	.349	258	362	.713	197	391	588	34.6	311	-	210	231	50	101	1226	72.1	

SCORE BY PERIODS:	1st	2nd	OT	Total
Kansas State	596	605	7	1208
Opponents	578	643	5	1226

DEADBALL REBOUNDS:	Off	Def	Total
Kansas State	29	3	32
Opponents	44	6	50

2017-18 Statistics

Big 12 Championship Games Only Box Score Big 12 Championship Record: 1-1

No	Player	GP	GS	Min	Avg	TOTAL			3-PTS			REBOUNDS			PF	FO	A	TO	Blk	Stl	Pts	Avg				
						FG	FGA	Pct	3FG	FGA	Pct	FT	FTA	Pct									Off	Def	Tot	Avg
14	MAWIEN, Makol	2	2	64	32.0	19	26	.731	0	0	.000	7	8	.875	3	10	13	6.5	9	1	0	4	5	3	45	22.5
20	SNEED, Xavier	2	2	75	37.5	8	25	.320	1	12	.083	7	10	.700	1	9	10	5.0	5	0	8	1	0	4	24	12.0
32	WADE, Dean	1	1	41	41.0	5	9	.556	2	2	1.000	0	0	.000	0	3	3	3.0	1	0	1	3	0	2	12	12.0
02	DIARRA, Cartier	2	2	65	32.5	6	13	.462	1	4	.250	1	3	.333	0	9	9	4.5	6	1	9	7	0	1	14	7.0
05	BROWN, Barry	2	2	45	22.5	4	11	.364	0	1	.000	3	5	.600	0	5	5	2.5	2	0	2	3	0	1	11	5.5
23	WAINRIGHT, Amaad	2	0	42	21.0	5	8	.625	1	2	.500	0	0	.000	1	4	5	2.5	3	0	1	0	1	1	11	5.5
34	STOCKARD III, Levi	2	0	21	10.5	4	5	.800	0	0	.000	0	0	.000	2	2	4	2.0	3	0	0	0	1	1	8	4.0
00	McGUIRL, Mike	1	0	21	21.0	1	3	.333	0	0	.000	2	4	.500	1	3	4	4.0	1	0	4	0	0	0	4	4.0
03	STOKES, Kamau	2	1	43	21.5	2	14	.143	0	6	.000	0	0	.000	1	4	5	2.5	3	0	2	3	0	2	4	2.0
24	McATEE, Pierson	1	0	0	0.0	0	0	.000	0	0	.000	0	0	.000	0	0	0	0.0	0	0	0	0	0	0	0	0.0
21	LOVE III, James	1	0	0	0.0	0	0	.000	0	0	.000	0	0	.000	0	0	0	0.0	0	0	0	0	0	0	0	0.0
12	SCHOEN, Mason	1	0	0	0.0	0	0	.000	0	0	.000	0	0	.000	0	0	0	0.0	0	0	0	0	0	0	0	0.0
11	PATRICK, Brian	1	0	8	8.0	0	1	.000	0	1	.000	0	0	.000	0	0	0	0.0	0	0	0	1	0	0	0	0.0
01	SALLAH, Mawdo	1	0	0	0.0	0	1	.000	0	0	.000	0	0	.000	0	0	0	0.0	0	0	0	0	0	0	0	0.0
40	KINNAMON, Kade	1	0	0	0.0	0	0	.000	0	0	.000	0	0	.000	0	0	0	0.0	0	0	0	0	0	0	0	0.0
TM	TEAM														2	3	5	2.5	0			2			0	
	TOTAL	2				54	116	.466	5	28	.179	20	30	.667	11	52	63	31.5	33	2	27	24	7	15	133	66.5
	OPPONENTS	2				54	114	.474	18	45	.400	21	31	.677	15	55	70	35.0	33	-	30	27	6	14	147	73.5

SCORE BY PERIODS:	1st	2nd	OT	Total
Kansas State	60	66	7	133
Opponents	73	69	5	147

DEADBALL REBOUNDS:	Off	Def	Total
Kansas State	5	1	6
Opponents	2	1	3

NCAA Tournament Games Only Box Score NCAA Tournament Record: 2-0

No	Player	GP	GS	Min	Avg	TOTAL			3-PTS			REBOUNDS			PF	FO	A	TO	Blk	Stl	Pts	Avg				
						FG	FGA	Pct	3FG	FGA	Pct	FT	FTA	Pct									Off	Def	Tot	Avg
05	BROWN, Barry	2	2	76	38.0	10	27	.370	1	3	.333	15	18	.833	2	6	8	4.0	5	0	3	9	2	4	36	18.0
00	McGUIRL, Mike	2	0	36	18.0	6	12	.500	3	7	.429	4	5	.800	2	5	7	3.5	1	0	1	3	0	2	19	9.5
20	SNEED, Xavier	2	2	70	35.0	7	17	.412	2	8	.250	1	3	.333	1	12	13	6.5	3	0	3	3	0	5	17	8.5
14	MAWIEN, Makol	2	2	64	32.0	5	9	.556	1	1	1.000	5	6	.833	1	9	10	5.0	5	0	1	4	4	2	16	8.0
03	STOKES, Kamau	2	2	72	36.0	7	15	.467	1	7	.143	0	2	.000	2	8	10	5.0	3	0	5	6	0	3	15	7.5
02	DIARRA, Cartier	2	2	51	25.5	4	9	.444	2	4	.500	2	7	.286	1	10	11	5.5	7	1	3	3	1	3	12	6.0
34	STOCKARD III, Levi	2	0	13	6.5	1	3	.333	0	0	.000	0	0	.000	1	1	2	1.0	3	0	0	0	0	0	2	1.0
23	WAINRIGHT, Amaad	2	0	15	7.5	1	2	.500	0	1	.000	0	2	.000	0	2	2	1.0	1	0	0	1	0	0	2	1.0
21	LOVE III, James	1	0	0	0.0	0	0	.000	0	0	.000	0	0	.000	0	0	0	0.0	0	0	0	0	0	0	0	0.0
11	PATRICK, Brian	1	0	1	1.0	0	0	.000	0	0	.000	0	0	.000	0	0	0	0.0	0	0	0	0	0	0	0	0.0
01	SALLAH, Mawdo	1	0	1	1.0	0	0	.000	0	0	.000	0	0	.000	0	0	0	0.0	0	0	0	0	0	0	0	0.0
12	SCHOEN, Mason	2	0	1	0.5	0	0	.000	0	0	.000	0	0	.000	0	0	0	0.0	0	0	0	0	0	0	0	0.0
TM	TEAM														2	5	7	3.5	0			0			0	
	TOTAL	2				41	94	.436	10	31	.323	27	43	.628	12	58	70	35.0	28	1	16	29	7	19	119	59.5
	OPPONENTS	2				37	115	.322	15	56	.268	13	23	.565	23	50	73	36.5	38	-	18	30	5	17	102	51.0

SCORE BY PERIODS:	1st	2nd	OT	Total
Kansas State	57	62	--	119
Opponents	46	56	--	102

DEADBALL REBOUNDS:	Off	Def	Total
Kansas State	6	0	6
Opponents	7	1	8

2017-18 Game-By-Game Statistics

Opponent	W/L	FG-FGA	Pct.	3pt-3A	Pct.	FT-FTA	Pct.	OR	DR	Tot	PF	AST	TO	BLK	STL	1H	2H	OT	PTS
@KANSAS STATE	W	29-53	54.7	12-22	54.5	13-21	61.9	13	28	41	11	22	17	4	8	48	35	--	83
American		17-56	30.4	8-31	25.8	3-4	75.0	8	15	23	15	9	18	1	9	19	26	--	45
@KANSAS STATE	W	24-59	40.7	6-20	30.0	18-27	66.7	13	33	46	23	15	12	4	11	34	38	--	72
UMKC		13-50	26.0	8-28	28.6	17-26	65.4	9	19	28	23	11	17	0	4	20	31	--	51
@KANSAS STATE	W	24-61	39.3	9-19	47.4	14-18	77.8	10	27	37	22	15	8	2	8	37	34	--	71
UC Irvine		16-54	29.6	4-20	20.0	13-17	76.5	12	27	39	19	11	17	6	2	24	25	--	49
@KANSAS STATE	W	31-62	50.0	6-24	25.0	12-19	63.2	9	19	28	22	22	12	1	19	43	37	--	80
Northern Arizona		16-41	39.0	5-19	26.3	21-27	77.8	11	25	36	19	8	31	2	6	27	31	--	58
KANSAS STATE	L	34-59	57.6	15-32	46.9	7-9	77.8	11	16	27	32	16	16	2	5	44	46	--	90
vs. Arizona State		27-50	54.0	9-18	50.0	29-44	65.9	15	14	29	18	13	12	0	6	42	50	--	92
KANSAS STATE	W	23-49	46.9	5-17	29.4	16-18	88.9	7	19	26	13	8	5	5	5	38	29	--	67
vs. George Washington		22-54	40.7	5-17	29.4	10-14	71.4	16	21	37	16	15	12	0	3	29	30	--	59
@KANSAS STATE	W	29-60	48.3	8-26	30.8	11-17	64.7	12	23	35	20	19	9	4	7	42	35	--	77
Oral Roberts		21-57	36.8	5-16	31.3	21-26	80.8	14	22	36	17	12	9	2	4	34	34	--	68
KANSAS STATE	W	29-50	58.0	4-12	33.3	22-24	91.7	5	16	21	24	12	7	3	6	43	41	--	84
@Vanderbilt		23-50	46.0	10-25	40.0	23-33	69.7	16	17	33	25	12	14	5	4	30	49	--	79
@KANSAS STATE	W	30-59	50.8	12-25	48.0	14-16	87.5	9	26	35	13	21	10	1	7	43	43	--	86
USC Upstate		19-52	36.5	8-24	33.3	3-4	75.0	5	20	25	17	13	18	1	5	23	26	--	49
@KANSAS STATE	L	18-57	31.6	4-32	12.5	14-17	82.4	8	22	30	18	12	10	2	10	30	24	--	54
Tulsa		19-46	41.3	8-21	38.1	15-22	68.2	8	32	40	15	11	16	0	5	27	34	--	61
@KANSAS STATE	W	35-56	62.5	11-23	47.8	8-16	50.0	10	27	37	9	25	11	4	5	53	36	--	89
SE Missouri State		25-57	43.9	11-25	44.0	10-10	100.0	5	14	19	16	16	9	0	4	39	32	--	71
KANSAS STATE	W	25-60	41.7	4-24	16.7	14-19	73.7	12	31	43	16	12	8	2	5	35	33	--	68
@Washington State		24-62	38.7	11-34	32.4	6-9	66.7	10	27	37	19	10	10	1	3	25	40	--	65
KANSAS STATE	W	32-58	55.2	13-26	50.0	14-21	66.7	11	23	34	27	15	12	3	10	53	38	--	91
@Iowa State		23-51	45.1	4-15	26.7	25-37	67.6	12	21	33	19	10	13	4	7	50	25	--	75
@KANSAS STATE	L	20-56	35.7	10-26	38.5	19-25	76.0	10	17	27	19	13	15	2	9	26	43	--	69
West Virginia		30-56	53.6	4-16	25.0	13-16	81.3	9	29	38	25	21	18	4	10	31	46	--	77
KANSAS STATE	L	20-42	47.6	4-13	30.8	14-23	60.9	6	13	19	22	7	16	1	9	22	36	--	58
@Texas Tech		24-41	58.5	6-17	35.3	20-26	76.9	6	23	29	21	12	15	3	11	40	34	--	74
@KANSAS STATE	W	26-52	50.0	6-16	37.5	28-37	75.7	6	22	28	20	14	8	3	8	33	53	--	86
Oklahoma State		28-62	45.2	5-18	27.8	21-22	95.5	13	24	37	29	12	11	3	5	34	48	--	82
KANSAS STATE	L	27-55	49.1	8-21	38.1	10-11	90.9	9	18	27	15	10	12	3	7	34	38	--	72
@Kansas		24-49	49.0	10-23	43.5	15-17	88.2	8	17	25	16	11	13	6	5	34	39	--	73
@KANSAS STATE	W	35-62	56.5	9-17	52.9	8-8	100.0	6	20	26	16	19	12	1	11	38	49	--	87
Oklahoma		26-62	41.9	7-25	28.0	10-13	76.9	16	21	37	14	13	20	3	7	33	36	--	69
@KANSAS STATE	W	27-51	52.9	8-19	42.1	11-14	78.6	4	21	25	18	18	16	5	6	38	35	--	73
TCU		24-56	42.9	8-26	30.8	12-16	75.0	12	21	33	15	13	14	1	6	30	38	--	68
KANSAS STATE	W	28-49	57.1	8-17	47.1	26-33	78.8	2	18	20	25	15	10	6	8	45	45	--	90
@Baylor		28-60	46.7	6-18	33.3	21-24	87.5	14	22	36	25	16	15	4	1	40	43	--	83
@KANSAS STATE	W	18-47	38.3	3-14	21.4	17-19	89.5	4	23	27	13	7	6	4	7	26	30	--	56
Georgia		20-54	37.0	2-18	11.1	9-12	75.0	12	26	38	16	10	11	3	2	23	28	--	51
@KANSAS STATE	L	21-65	32.3	6-27	22.2	8-11	72.7	11	20	31	20	12	7	3	7	27	29	--	56
Kansas		21-46	45.7	9-20	45.0	19-26	73.1	7	34	41	16	17	16	4	2	40	30	--	70
KANSAS STATE	L	14-47	29.8	9-26	34.6	14-20	70.0	10	14	24	21	12	15	1	3	30	21	--	51
@West Virginia		28-51	54.9	10-24	41.7	23-24	95.8	9	27	36	21	18	12	2	5	39	50	--	89
KANSAS STATE	W	29-54	53.7	6-17	35.3	3-5	60.0	6	20	26	16	15	12	4	10	34	33	--	67
@Texas		24-58	41.4	8-29	27.6	8-12	66.7	16	20	36	13	11	16	2	7	34	30	--	64
@KANSAS STATE	L	13-45	28.9	3-17	17.6	18-25	72.0	8	26	34	18	7	18	4	7	27	20	--	47
Texas Tech		24-53	45.3	7-15	46.7	11-16	68.8	6	30	36	21	15	12	2	13	27	39	--	66
KANSAS STATE	W	28-51	54.9	8-18	44.4	18-21	85.7	2	26	28	14	15	8	3	5	37	45	--	82
@Oklahoma State		27-65	41.5	6-20	30.0	12-17	70.6	16	23	39	20	7	12	2	2	20	52	--	72
@KANSAS STATE	W	31-60	51.7	10-25	40.0	6-8	75.0	13	22	35	14	20	12	2	7	33	45	--	78
Iowa State		25-56	44.6	7-19	36.8	9-13	69.2	10	18	28	14	16	13	2	5	33	33	--	66
@KANSAS STATE	W	20-48	41.7	3-13	23.1	15-21	71.4	9	30	39	15	7	12	7	2	25	33	--	58
Texas		16-56	28.6	2-18	11.1	14-20	70.0	12	24	36	17	5	8	2	5	25	23	--	48
KANSAS STATE	L	29-65	44.6	4-21	19.0	15-22	68.2	10	23	33	21	7	9	2	11	35	42	--	77
@Oklahoma		29-55	52.7	11-23	47.8	17-25	68.0	9	31	40	17	13	14	4	6	43	43	--	86
KANSAS STATE	L	25-53	47.2	4-9	44.4	5-8	62.5	6	24	30	18	15	19	2	11	29	30	--	59
@TCU		23-52	44.2	5-20	25.0	15-26	57.7	12	23	35	10	14	16	6	10	33	33	--	66
@KANSAS STATE	W	26-50	52.0	6-20	30.0	19-24	79.2	7	20	27	19	19	10	2	8	35	42	--	77
Baylor		22-49	44.9	7-18	38.9	16-21	76.2	10	19	29	21	13	14	0	6	25	42	--	67
KANSAS STATE	W	26-56	46.4	3-15	20.0	11-17	64.7	6	27	33	16	12	11	4	9	30	29	7	66
vs. TCU		25-54	46.3	7-17	41.2	7-14	50.0	6	27	33	18	14	14	2	7	30	29	5	64
KANSAS STATE	L	28-60	46.7	2-13	15.4	9-13	69.2	5	25	30	17	15	13	3	6	30	37	--	67
vs. Kansas		29-60	48.3	11-28	39.3	14-17	82.4	9	28	37	15	16	13	4	7	43	40	--	83
KANSAS STATE	W	23-50	46.0	9-19	47.4	14-25	56.0	7	28	35	11	12	11	5	6	32	37	--	69
vs. Creighton		23-68	33.8	9-34	26.5	4-5	80.0	17	28	45	21	12	13	3	6	26	33	--	59
KANSAS STATE	W	18-44	40.9	1-12	8.3	13-18	72.2	5	30	35	17	4	18	2	1				

Biggest Leads/Time in Lead/Speciality Stats

Date	Opponent	W/L	Score	KS Big		Opp Big		Ties	LC	KS in		Opp in		Tied	Paint		Off TOs		2nd Ch		Fast Bk		Bench	
				Lead	Lead	Lead	Lead			Lead	Lead	KS	Opp		KS	Opp	KS	Opp	KS	Opp	KS	Opp	KS	Opp
Nov. 10	AMERICAN	W	83-45	45	3	2	2	2	2	37:53	0:38	1:29	30	14	22	11	14	4	15	4	26	13		
Nov. 14	UMKC	W	72-51	27	4	2	2	2	2	32:34	5:31	2:55	32	4	22	11	16	6	11	10	25	16		
Nov. 17	UC IRVINE%	W	71-49	26	--	--	--	--	--	39:40	--	0:20	22	16	21	4	11	8	12	4	30	24		
Nov. 20	NORTHERN ARIZONA%	W	80-58	27	--	--	--	--	--	39:24	--	--	40	20	38	15	14	10	20	6	10	23		
Nov. 23	vs. Arizona State^	L	90-92	9	8	9	9	9	19:51	15:32	4:37	32	28	14	20	10	20	6	0	13	17			
Nov. 24	vs. George Washington^	W	67-59	15	1	1	1	1	39:14	0:10	0:35	34	18	12	8	12	9	4	0	0	5			
Nov. 29	ORAL ROBERTS	W	77-68	14	1	1	4	38:53	0:51	0:16	32	30	14	7	10	13	11	2	19	9				
Dec. 3	@Vanderbilt	W	84-79	16	3	4	4	35:17	2:28	2:15	34	26	21	8	9	16	7	3	15	13				
Dec. 5	USC UPSTATE	W	86-49	37	--	--	--	39:22	--	1:16	26	16	36	12	11	5	9	4	30	17				
Dec. 9	TULSA&	L	54-61	3	7	9	17	17:48	19:27	2:45	14	18	10	11	5	7	6	0	2	12				
Dec. 16	SE MISSOURI STATE	W	89-71	25	--	--	--	38:37	--	1:02	44	22	14	11	8	6	12	3	17	22				
Dec. 20	@Washington State+	W	68-65	17	8	2	2	29:42	8:42	1:36	38	24	9	6	13	12	4	0	10	27				
Dec. 29	@Iowa State*	W	91-75	18	6	8	6	25:01	11:38	3:21	30	28	16	14	18	13	0	2	4	13				
Jan. 1	6/7 WEST VIRGINIA*	L	69-77	11	3	1	3	4:00	34:58	1:02	18	40	25	17	6	11	5	12	11	34				
Jan. 6	@18/18 Texas Tech*	L	58-74	--	21	--	--	--	38:09	1:51	30	26	13	21	6	4	2	10	13	34				
Jan. 10	OKLAHOMA STATE*	W	86-82	12	1	1	8	35:34	3:34	0:52	34	40	12	7	7	12	8	12	6	31				
Jan. 13	@12/12 Kansas*	L	72-73	6	11	12	8	7:44	26:07	6:09	22	24	18	13	13	8	7	3	2	4				
Jan. 16	4/6 OKLAHOMA*	W	87-69	18	3	1	3	36:12	2:10	1:08	38	36	19	9	8	16	14	10	9	11				
Jan. 20	24/25 TCU*	W	73-68	12	--	--	--	39:20	--	0:40	32	28	14	10	6	7	0	2	4	16				
Jan. 22	@Baylor*	W	90-83	19	--	--	--	38:36	--	1:20	32	38	20	13	2	8	6	0	8	23				
Jan. 27	GEORGIA#	W	56-51	5	6	6	7	11:22	24:03	4:35	24	20	9	2	4	8	2	0	0	9				
Jan. 29	7/7 KANSAS*	L	56-70	2	15	1	1	0:22	37:29	1:44	28	24	21	13	9	3	2	13	9	2				
Feb. 3	@15/11 West Virginia*	L	51-89	--	38	1	--	--	38:42	1:18	8	26	11	20	6	14	0	6	9	33				
Feb. 7	@Texas*	W	67-64	5	7	6	8	11:59	24:56	3:04	38	28	22	16	3	11	8	2	6	16				
Feb. 10	7/7 TEXAS TECH*	L	47-66	7	19	3	5	17:04	20:51	2:04	16	26	3	18	6	2	2	12	7	18				
Feb. 14	@Oklahoma State*	W	82-72	20	2	3	3	35:01	2:56	2:03	32	34	12	8	5	22	12	9	24	15				
Feb. 17	IOWA STATE*	W	78-66	19	--	3	--	37:57	--	2:03	32	26	18	9	11	16	13	5	7	12				
Feb. 21	TEXAS*	W	58-48	12	5	9	11	26:02	8:30	5:28	30	22	12	13	6	4	8	11	6	8				
Feb. 24	@Oklahoma*	L	77-86	2	15	3	7	2:02	36:37	1:21	40	28	17	15	9	2	6	2	7	22				
Feb. 27	@TCU*	L	59-66	5	8	5	10	10:22	27:08	2:17	32	30	14	22	6	7	4	8	4	17				
Mar. 3	BAYLOR*	W	77-67	16	2	3	9	36:12	3:23	0:25	28	26	20	12	8	13	10	2	9	45				
Mar. 8	vs. TCU!	W	66-64 (OT)	3	9	13	14	17:06	21:14	6:40	32	30	17	9	4	11	4	0	10	6				
Mar. 9	vs. 9/9 Kansas!	L	67-83	5	16	1	4	2:37	35:28	1:50	42	28	14	17	2	15	6	10	15	16				
Mar. 16	vs. [8] Creighton\$	W	69-59	16	--	--	--	38:48	--	1:12	22	28	11	9	7	13	8	8	19	7				
Mar. 18	vs. [16] UMBC\$	W	50-43	9	8	1	1	28:03	10:15	1:42	30	14	16	3	7	8	6	6	4	13				
Mar. 22	vs. [5] 18/20 Kentucky@																							

% – Opening Games of the Continental Tire Las Vegas Invitational (Bramlage Coliseum; Manhattan, Kan.) | ^ – Continental Tire Las Vegas Invitational (Orleans Arena; Las Vegas, Nev.) | & – Wichita Wildcat Classic (INTRUST Bank Arena; Wichita, Kan.) | + – Played at the Spokane Arena; Spokane, Wash. | # – Big 12/SEC Challenge (Bramlage Coliseum; Manhattan, Kan.) | * – Big 12 Conference game | ! – Phillips 66 Big 12 Conference Tournament (Sprint Center; Kansas City, Mo.) | \$ – NCAA South Regional First/Second Rounds (Spectrum Center; Charlotte, N.C.) | @ – NCAA South Regional Semifinals (Phillips Arena; Atlanta, Ga.)

LEADS AND DEFICITS

K-State Biggest Halftime Lead	29 vs. American (11/10/17)
K-State Biggest Halftime Lead Lost	10 at Washington State (12/20/17)
K-State Biggest Halftime Lead Lost in a Loss	3 vs. Tulsa (12/9/17)
K-State Biggest Halftime Deficit	18 at Texas Tech (1/6/18)
K-State Biggest Halftime Deficit Overcome	1 vs. Oklahoma State (1/10/18)
K-State Biggest Halftime Deficit Overcome in a Win	1 vs. Oklahoma State (1/10/18)
K-State Biggest Lead	45 vs. American (11/10/17)
K-State Biggest Lead Lost	17 at Washington State (12/20/17)
K-State Lead Lost in a Loss	9 vs. Arizona State (11/23/17)
K-State Biggest Deficit	38 at West Virginia (2/3/18)
K-State Biggest Deficit Overcome	11 at Kansas (1/13/18)
K-State Biggest Deficit Overcome in a Win	9 vs. TCU (3/8/18)

SEASON

29 vs. American (11/10/17)
10 at Washington State (12/20/17)
3 vs. Tulsa (12/9/17)
18 at Texas Tech (1/6/18)
1 vs. Oklahoma State (1/10/18)
1 vs. Oklahoma State (1/10/18)
45 vs. American (11/10/17)
17 at Washington State (12/20/17)
9 vs. Arizona State (11/23/17)
38 at West Virginia (2/3/18)
11 at Kansas (1/13/18)
9 vs. TCU (3/8/18)

BIG 12 GAME

17 at Oklahoma State (2/14/18)
--
--
18 at Texas Tech (1/6/18)
1 vs. Oklahoma State (1/10/18)
1 vs. Oklahoma State (1/10/18)
20 at Oklahoma State (2/14/18)
9 vs. Oklahoma State (1/10/18)
7 vs. Texas Tech (2/10/18)
38 at West Virginia (2/3/18)
11 at Kansas (1/13/18)
7 at Texas (2/7/18)

MISCELLANEOUS

3-second violations	--	2
5-second violations	1	1
10-second violations	1	--
Lane violations	4	1
Offensive Goal Tending	2	--
Defensive Goal Tending	8	5
Shot Clock Expired	15	26
4-Point Plays	4	1
Jump balls controlled	21	14
Technical fouls (players)	2	1
Technical fouls (bench)	1	3

K-STATE

--
1
1
4
2
8
15
4
21
2
1

OPPONENT

2
1
--
1
--
5
26
1
14
1
3

Miscellaneous Season/Career Stats

SEASON	Team Leader			Games With			Double-Doubles			
	Points	Rebounds	Assists	10+Pts	20+Pts	30+Pts	10+Rebs	10+Asts	Point/Reb.	Point/Ast.
Barry Brown, Jr.	13	3	12	27	11	2				
Cartier Diarra		1	6	10						
Kade Kinnamon										
James Love III										
Makol Mawien	2	4		10	1					
Pierson McAtee										
Mike McGuirl				1						
Brian Patrick										
Mawdo Sallah		2		1						
Mason Schoen										
Nigel Shadd										
Xavier Sneed	4	11	5	20	3		2		1	
Levi Stockard III										
Kamau Stokes	3		13	13	3					
Dean Wade	13	17	8	28	11	1	4		4	
Amaad Wainright		2								

CAREER	Team Leader			Games With			Double-Doubles			
	Points	Rebounds	Assists	10+Pts	20+Pts	30+Pts	10+Rebs	10+Asts	Point/Reb.	Point/Ast.
Barry Brown, Jr.	28	7	19	61	15	2				
Cartier Diarra		1	6	9						
Kade Kinnamon										
James Love III										
Makol Mawien	2	4		10	1					
Pierson McAtee										
Mike McGuirl				1						
Brian Patrick										
Mawdo Sallah		2		1						
Mason Schoen										
Nigel Shadd										
Xavier Sneed	5	12	5	33	3		2		1	
Levi Stockard III										
Kamau Stokes	12	3	39	48	7					
Dean Wade	23	31	13	62	15	1	5		5	
Amaad Wainright		2								

DUNKS	SEASON	CAREER
Xavier Sneed	27	39
Dean Wade	14	29
Barry Brown, Jr.	14	23
Makol Mawien	12	12
Amaad Wainright	6	6
Cartier Diarra	4	4
Nigel Shadd	1	1
Brian Patrick	0	1

FTs in LAST 5 MINUTES	SEASON	CAREER
Barry Brown, Jr.	54-72	78-107
Dean Wade	20-25	41-49
Xavier Sneed	14-18	21-32
Kamau Stokes	11-16	60-76
Cartier Diarra	10-14	10-14
Makol Mawien	10-10	10-10
Amaad Wainright	4-9	4-9
Pierson McAtee	2-2	4-4
Levi Stockard III	2-5	2-5
Mike McGuirl	1-2	1-2
Nigel Shadd	1-2	1-2
Mason Schoen	0-0	2-6
Brian Patrick	0-0	1-5

CHARGES DRAWN	SEASON	CAREER
Kamau Stokes	9	36
Xavier Sneed	7	11
Levi Stockard III	6	6
Cartier Diarra	3	3
Dean Wade	2	8
Barry Brown, Jr.	1	7
Makol Mawien	1	1

**PLAY HARD CHART	SEASON	CAREER
Dean Wade	211	589
Xavier Sneed	198	344
Barry Brown, Jr.	171	509
Makol Mawien	148	148
Amaad Wainright	90	90
Cartier Diarra	86	86
Kamau Stokes	74	328
Levi Stockard III	61	61
Mawdo Sallah	26	26
Brian Patrick	19	39
James Love III	12	12
Nigel Shadd	9	9
Mike McGuirl	9	9
Mason Schoen	2	4
Kade Kinnamon	1	1
Pierson McAtee	--	2

***A point system based on the number of deflections/blocks, steals, dives, loose balls, offensive rebounds and charges and named in honor of former K-State director of development Wayne McClain who passed away on Oct. 15, 2014.*

STARTING LINEUP	SEASON	CAREER
Stokes, Brown, Sneed, Wade, Mawien	11-4	11-4
Diarra, Brown, Sneed, Wade, Mawien	11-6	11-6
Diarra, Stokes, Brown, Sneed, Mawien	2-1	2-1

GAMES MISSED	SEASON	CAREER
Mike McGuirl		15
James Love III		12
Kamau Stokes		3
Dean Wade		3
Brian Patrick		1
TOTAL		38

TOP SCORING PERFORMANCES
38, Barry Brown, Jr. vs. Oklahoma State (1/10/18)
34, Dean Wade at Iowa State (12/29/17)
34, Barry Brown, Jr., at Baylor (1/22/18)
29, Makol Mawien vs. Kansas (3/9/18)
28, Barry Brown, Jr., at Oklahoma (2/24/18)

TOP REBOUNDING PERFORMANCES
13, Xavier Sneed vs. Texas (2/21/18)
12, Xavier Sneed vs. Oklahoma State (1/10/18)
11, Dean Wade vs. Oral Roberts (11/29/17)
11, Dean Wade vs. Texas Tech (2/10/18)
11, Dean Wade at Oklahoma (2/24/18)
10, Dean Wade vs. West Virginia (1/1/18)

TOP ASSIST PERFORMANCES
9, Kamau Stokes vs. SE Missouri State (12/16/17)
9, Barry Brown, Jr. vs. TCU (1/20/18)
9, Dean Wade vs. Iowa State (2/17/18)
9, Barry Brown, Jr., vs. Baylor (3/3/18)
7, six times

TOP 3-POINT FG PERFORMANCES
7, Kamau Stokes vs. Arizona State (11/23/17)
6, Dean Wade at Iowa State (12/29/17)
6, Xavier Sneed vs. West Virginia (1/1/18)

TOP STEAL PERFORMANCES
6, Barry Brown, Jr., (twice; recently vs. Oklahoma State (1/10/18))

TOP BLOCK PERFORMANCES
4, Dean Wade vs. Texas (2/21/18)
3, Dean Wade at Baylor (1/22/18)

2017-18 Superlatives

Individual

Category	Kansas State	Opponent
Points Scored	38 - Barry Brown, Jr., vs. Oklahoma State (1/10/18)	30 - Nuni Omot, Baylor (3/3/18)
Field Goals	13 - Dean Wade at Iowa State (12/29/17) 13 - Makol Mawien vs. Kansas (3/9/18)	9 - Kodi Justice, Arizona State (11/23/17) 9 - Carter Skaggs, Washington State (12/20/17)
Field Goals Attempted	22 - Barry Brown, Jr., at Oklahoma (2/24/18)	21 - Trae Young, Oklahoma (1/16/18)
Highest FG Percentage (min. 5 made)	90.0 (9-of-10) - Xavier Sneed vs. SE Missouri State (12/16/17)	90.0 (9-of-10) - Kodi Justice, Arizona State (11/23/17)
Highest FG Percentage (min. 10 made)	81.3 (13-of-16) - Dean Wade at Iowa State (12/29/17)	--
3-Point Field Goals Made	7 - Kamau Stokes vs. Arizona State (11/23/17)	6 - Carter Skaggs, Washington State (12/20/17) 6 - Trae Young, Oklahoma (2/24/18) 6 - Nuni Omot, Baylor (3/3/18)
3-Point Field Goals Attempted	10 - Kamau Stokes vs. Arizona State (11/23/17) 10 - Xavier Sneed at West Virginia (2/3/18)	11 - Mitch Ballock, Creighton (3/16/18)
3-Point Field Goal Percentage (min. 4 made)	100.0 (4-of-4) - Cartier Diarra vs. American (11/10/17)	100.0 (4-of-4) - Kodi Justice, Arizona State (11/23/17) 100.0 (4-of-4) - Jeff Roberson, Vanderbilt (12/3/17) 100.0 (4-of-4) - Tommy Hamilton IV, Texas Tech (2/10/18)
Free Throws	12 - Barry Brown, Jr., at Baylor (1/22/18) 12 - Barry Brown, Jr., at Oklahoma State (2/14/18)	13 - Keenan Evans, Texas Tech (1/6/18)
Free Throws Attempted	16 - Barry Brown, Jr., vs. Oklahoma State (1/10/18)	17 - Saben Lee, Vanderbilt (12/3/17)
Free Throw Percentage (min. 5 made)	100.0 (5-of-5) - Dean Wade vs. George Washington (11/24/17) 100.0 (6-of-6) - Kamau Stokes at Vanderbilt (12/3/17) 100.0 (5-of-5) - Barry Brown, Jr., at Vanderbilt (12/3/17) 100.0 (5-of-5) - Xavier Sneed vs. Tulsa (12/9/17) 100.0 (6-of-6) - Barry Brown, Jr., at Washington State (12/20/17) 100.0 (6-of-6) - Dean Wade vs. Oklahoma State (1/10/18) 100.0 (12-of-12) - Barry Brown, Jr., at Baylor (1/22/18) 100.0 (8-of-8) - Barry Brown, Jr., vs. UMBC (3/18/18)	100.0 (5-of-5) - Jordan Giles, UMKC (11/14/17) 100.0 (5-of-5) - De'Quon Lake, Arizona State (11/23/17) 100.0 (6-of-6) - Emmanuel Nzekwesi, Oral Roberts (11/29/17) 100.0 (6-of-6) - Sam Kearns, Oral Roberts (11/29/17) 100.0 (8-of-8) - Martins Igbanu, Tulsa (12/9/17) 100.0 (9-of-9) - Denzel Mahoney, SE Missouri State (12/16/17) 100.0 (6-of-6) - Brandon Averette, Oklahoma State (1/10/18) 100.0 (5-of-5) - Jeffrey Carroll, Oklahoma State (1/10/18) 100.0 (6-of-6) - Kristian Doolittle, Oklahoma (1/16/18) 100.0 (9-of-9) - Manu Lecomte, Baylor (1/22/18) 100.0 (8-of-8) - Devonte' Graham, Kansas (1/29/18) 100.0 (5-of-5) - Wesley Harris, West Virginia (2/3/18) 100.0 (5-of-5) - Sagaba Konate, West Virginia (2/3/18) 100.0 (6-of-6) - Keenan Evans, Texas Tech (2/10/18) 100.0 (6-of-6) - Cameron McGriff, Oklahoma State (2/14/18) 100.0 (6-of-6) - Matt Coleman, Texas (2/21/18) 100.0 (6-of-6) - Desmond Bane, TCU (2/27/18) 100.0 (8-of-8) - Devonte' Graham, Kansas (3/9/18)
Offensive Rebounds	6 - Dean Wade vs. Oral Roberts (11/29/17)	6 - Romello White, Arizona State (11/23/17) 6 - Javan White, Oral Roberts (11/29/17) 6 - Jeff Roberson, Vanderbilt (12/3/17) 6 - Ramel Thompkins, USC Upstate (12/5/17) 6 - Mo Bamba, Texas (2/7/18)
Defensive Rebounds	10 - Dean Wade vs. Texas Tech (2/10/18)	10 - Malik Newman, Kansas (1/29/18)
Total Rebounds	13 - Xavier Sneed vs. Texas (2/21/18)	12 - Mo Bamba, Texas (2/7/18)
Assists	9 - Kamau Stokes vs. SE Missouri State (12/16/17) 9 - Barry Brown, Jr., vs. TCU (1/20/18) 9 - Dean Wade vs. Iowa State (2/17/18) 9 - Barry Brown, Jr., vs. Baylor (3/3/18)	11 - Devonte' Graham, Kansas (1/29/18) 11 - Jevon Carter, West Virginia (2/3/18)
Blocked Shots	4 - Dean Wade vs. Texas (2/21/18)	5 - Udoka Azubuike, Kansas (1/13/18)
Steals	6 - Barry Brown, Jr., vs. Northern Arizona (11/20/17) 6 - Barry Brown, Jr., vs. Oklahoma State (1/10/18)	5 - Keenan Evans, Texas Tech (2/10/18)
Minutes Played	44 - Barry Brown, Jr., vs. TCU (3/8/18)	43 - Kenrich Williams, TCU (3/8/18)

Team

K-State High	K-State Low	Category	Opponent High	Opponent Low
91 at Iowa State (12/29/17)	47 vs. Texas Tech (2/10/18)	Points Scored	92 Arizona State (11/23/17)	43 UMBC (3/18/18)
35 twice	13 vs. Texas Tech (2/10/18)	Field Goals	30 West Virginia (1/1/18)	13 UMKC (11/14/17)
65 vs. Kansas (1/29/18)	42 at Texas Tech (1/6/18)	Field Goals Attempted	68 Creighton (3/16/18)	41 twice
62.5 vs. SE Missouri State (12/16/17)	28.9 vs. Texas Tech (2/10/18)	FG Percentage	58.5 Texas Tech (1/6/18)	26.0 UMKC (11/14/17)
*15 vs. Arizona State (11/23/17)	1 vs. UMBC (3/18/18)	3-Point Field Goals Made	11 four times	2 twice
*32 twice	12 twice	3-Point Field Goals Attempted	34 twice	15 twice
54.5 vs. American (11/10/17)	8.3 vs. UMBC (3/18/18)	3-Point Field Goal Percentage	50.0 Arizona State (11/23/17)	11.1 twice
28 vs. Oklahoma State (1/10/18)	3 at Texas (2/7/18)	Free Throws	29 Arizona State (11/23/17)	3 twice
37 vs. Oklahoma State (1/10/18)	5 at Texas (2/7/18)	Free Throws Attempted	44 Arizona State (11/23/17)	4 twice
100.0 vs. Oklahoma (1/16/18)	50.0 vs. SE Missouri State (12/16/17)	Free Throw Percentage	100.0 SE Missouri State (12/16/17)	50.0 UMBC (3/18/18)
13 three times	2 twice	Offensive Rebounds	17 Creighton (3/16/18)	5 twice
33 vs. UMKC (11/14/17)	13 at Texas Tech (1/6/18)	Defensive Rebounds	34 Kansas (1/29/18)	14 twice
46 vs. UMKC (11/14/17)	19 at Texas Tech (1/6/18)	Total Rebounds	45 Creighton (3/16/18)	19 SE Missouri State (12/16/17)
*32 vs. Arizona State (11/23/17)	9 vs. SE Missouri State (12/16/17)	Fouls	29 Oklahoma State (1/10/18)	10 TCU (2/27/18)
2 vs. Arizona State (11/23/17)	--	Fouled Out	2 Oklahoma State (1/10/18)	--
25 vs. SE Missouri State (12/16/17)	4 vs. UMBC (3/18/18)	Assists	21 West Virginia (1/1/18)	5 Texas (2/21/18)
19 at TCU (2/27/18)	5 vs. George Washington (11/24/17)	Turnovers	31 Northern Arizona (11/20/17)	8 Texas (2/21/18)
7 vs. Texas (2/21/18)	1 five times	Blocked Shots	6 three times	0 six times
**19 vs. Northern Arizona (11/20/17)	2 vs. Texas (2/21/18)	Steals	13 Texas Tech (2/10/18)	1 Baylor (1/22/18)
44 vs. SE Missouri State (12/16/17)	8 at West Virginia (2/3/18)	Points in Paint	40 twice	4 UMKC (11/14/17)
38 vs. Northern Arizona (11/20/17)	3 vs. Texas Tech (2/10/18)	Points off Turnovers	22 TCU (2/27/18)	2 Georgia (1/27/18)
18 at Iowa State (12/29/17)	2 twice	2nd Chance Points	22 Oklahoma State (2/14/18)	2 twice
20 vs. Northern Arizona (11/20/17)	0 three times	Fast Break Points	13 Kansas (1/29/18)	0 seven times
30 twice	0 twice	Bench Points	45 Baylor (3/3/18)	2 Kansas (1/29/18)
53 twice	22 at Texas Tech (1/6/18)	Points/1st Half	50 Iowa State (12/29/17)	19 American (11/10/17)
68.8 vs. SE Missouri State (12/16/17)	25.7 vs. Kansas (1/29/18)	FG Percentage/1st Half	70.0 Kansas (1/29/18)	23.1 UMKC (11/14/17)
53 vs. Oklahoma State (1/10/18)	20 vs. Texas Tech (2/10/18)	Points/2nd Half	52 Oklahoma State (2/14/18)	23 twice
73.1 vs. Oklahoma (1/16/18)	22.2 at West Virginia (2/3/18)	FG Percentage/2nd Half	61.5 Oklahoma (2/24/18)	18.8 Texas (2/21/18)

*Most in the Bruce Weber era | **Ties school record

Exhibition

K-State 78, Missouri State 62

Oct. 21, 2017 // Bramlage Coliseum // Manhattan, Kan.



Missouri State (0-0)		FG	3FG	FT	RB	PF	TP	A	BLK	S	MIN	
02	Scurry, Reggie	f	2-9	0-1	5-6	5	4	9	1	2	1	24
05	Church, Obediah	f	0-1	0-1	1-2	4	3	1	2	1	1	21
15	Rhodes, Jarred	f	7-10	5-7	1-3	5	0	20	1	0	1	28
11	Dixon, Jared	g	1-7	0-2	0-0	1	2	2	1	0	1	21
20	Kreklow, Ryan	g	3-7	2-5	0-0	3	2	8	0	0	2	22
00	Fofana, Abdul	g	0-1	0-0	2-2	1	0	1	0	0	0	6
01	Lawrence, Mustafa	g	2-8	1-3	0-0	3	5	0	0	0	0	8
03	Byrd, James	g	0-0	0-0	0-0	1	0	0	0	0	0	4
14	Rousseau III, Ronnie	g	2-4	1-2	2-2	2	2	7	1	0	0	21
21	Owens, Ross	g	0-2	0-2	0-0	1	0	0	0	0	0	5
23	Miller, J.T.	g	2-5	0-0	2-6	4	2	6	2	0	0	23
25	Scott, Darian	g	1-1	0-0	2-4	2	2	4	0	1	0	8
34	Buhliar, Tanveer	g	0-4	0-0	0-2	2	0	0	0	0	0	9
TEAM						5	1					
TOTALS			20-59	9-23	13-25	44	24	62	9	4	6	200

	1st Half	2nd Half	Game
Field Goals	33.3	34.6	33.9
3-Point FG	35.7	44.4	39.1
Free Throws	100.0	42.9	52.0

Kansas State (0-0)		FG	3FG	FT	RB	PF	TP	A	BLK	S	MIN	
01	Sallah, Mawdo	f	1-4	0-0	0-0	3	3	2	1	0	1	15
32	Wade, Dean	f	2-4	0-1	2-2	7	0	6	1	1	0	22
03	Stokes, Kamau	g	4-11	2-7	3-6	2	0	13	3	4	25	
05	Brown, Jr., Barry	g	5-10	1-2	1-3	2	2	12	3	0	26	
20	Sneed, Xavier	g	3-5	0-1	0-0	3	0	6	0	1	19	
00	McGuirt, Mike	g	1-2	0-1	0-0	0	2	0	0	0	5	
02	Diarra, Cartier	g	4-6	1-1	5-6	2	1	14	1	0	18	
11	Patrick, Brian	g	3-4	2-3	0-0	1	2	8	0	0	15	
12	Schoen, Mason	g	0-1	0-1	0-0	0	0	1	0	0	2	
14	Mawien, Makol	g	1-3	0-1	5-6	4	4	7	1	0	17	
23	Wainright, Amaad	g	0-2	0-0	0-1	4	3	0	1	0	15	
24	McAtee, Pierson	g	0-0	0-0	0-0	0	0	1	0	0	2	
34	Stockard III, Levi	g	0-1	0-0	1-4	1	1	0	0	0	10	
40	Kinnamon, Kade	g	1-1	1-1	0-0	1	0	3	0	0	1	
45	Shadd, Nigel	g	2-3	0-0	0-0	5	2	4	0	1	8	
TEAM						2	3					
TOTALS			27-57	7-19	17-28	37	21	78	13	3	11	200

	1st Half	2nd Half	Game
Field Goals	53.8	41.9	47.4
3-Point FG	44.4	30.0	36.8
Free Throws	63.6	58.8	60.7

Officials: Gerry Pollard, Chance Moore, Pat Boeh
 Technical Fouls: Missouri State-None, Kansas State-None.
 Attendance: 2,500

Score by Periods	1st	2nd	Total
Missouri State	31	31	62
Kansas State	39	39	78

Exhibition

K-State 79, Fort Hays State 56

Oct. 29, 2017 // Bramlage Coliseum // Manhattan, Kan.



Fort Hays State (0-0)		FG	3FG	FT	RB	PF	TP	A	BLK	S	MIN	
04	Gillum, Hadley	f	2-6	0-2	0-0	5	2	4	1	0	0	19
25	Worth, Brady	f	4-6	0-0	2-2	3	3	10	1	2	0	24
00	Wilson, KeShawn	g	0-3	0-2	0-0	0	2	0	0	0	1	17
05	Kinnamon, Kyler	g	2-4	2-2	0-0	2	2	6	2	0	1	21
12	O'Neil, Trey	g	1-4	1-4	0-0	0	3	1	0	0	1	16
01	Nicholson, Aaron	g	2-8	1-5	0-0	1	5	2	0	1	20	
02	Wright, Nyjee	g	1-2	1-2	0-0	2	1	3	2	0	10	
10	Nunney, Isaiah	g	0-1	0-1	0-0	1	1	0	0	0	10	
11	Cooper, Marcus	g	3-6	1-3	8-10	3	2	15	1	0	3	20
21	Vitztum, Jared	g	0-0	0-0	0-0	0	3	0	0	0	0	3
23	Holmes, Grant	g	1-4	1-3	1-2	2	1	4	0	0	0	14
24	Stephens, Payton	g	0-2	0-1	0-0	2	0	0	2	0	0	8
30	Harrington, Calvin	g	2-4	2-3	0-0	2	1	6	0	1	1	18
TEAM						4						
TOTALS			18-50	9-28	11-14	27	19	56	12	3	7	200

	1st Half	2nd Half	Game
Field Goals	40.0	32.0	36.0
3-Point FG	38.5	26.7	32.1
Free Throws	62.5	100.0	78.6

Kansas State (0-0)		FG	3FG	FT	RB	PF	TP	A	BLK	S	MIN	
14	Mawien, Makol	f	3-5	0-0	0-0	2	3	6	0	0	0	17
32	Wade, Dean	f	6-10	1-3	2-3	3	0	15	3	2	1	23
02	Diarra, Cartier	g	3-4	1-2	4-5	5	3	11	6	0	1	23
05	Brown, Jr., Barry	g	5-9	2-3	2-2	7	0	14	5	0	3	29
20	Sneed, Xavier	g	7-13	2-4	2-2	7	2	18	0	1	2	22
00	McGuirt, Mike	g	1-4	0-1	0-0	1	0	2	2	0	3	13
01	Sallah, Mawdo	g	0-2	0-0	1-4	3	2	1	0	0	0	14
11	Patrick, Brian	g	1-2	0-0	0-0	2	3	2	0	0	0	23
23	Wainright, Amaad	g	2-5	0-1	0-0	4	0	4	1	1	1	15
24	McAtee, Pierson	g	0-0	0-0	0-0	0	0	0	0	0	0	2
34	Stockard III, Levi	g	2-2	0-0	0-0	0	2	4	0	0	1	8
40	Kinnamon, Kade	g	0-0	0-0	0-0	0	0	3	0	0	0	10
45	Shadd, Nigel	g	1-2	0-0	0-2	1	1	2	0	0	1	8
TEAM						1						
TOTALS			31-58	6-14	11-18	36	16	79	17	5	12	200

	1st Half	2nd Half	Game
Field Goals	51.7	55.2	53.4
3-Point FG	33.3	50.0	42.9
Free Throws	71.4	54.5	61.1

Officials: John Higgins, Chris Rastatter, Brooks Wells
 Technical Fouls: Fort Hays State-None, Kansas State-None.
 Attendance: 6,730

Score by Periods	1st	2nd	Total
Fort Hays State	30	26	56
Kansas State	37	42	79

Exhibition

K-State 77, Emporia State 44

Nov. 3, 2017 // Bramlage Coliseum // Manhattan, Kan.



Emporia State (0-0)		FG	3FG	FT	RB	PF	TP	A	BLK	S	MIN	
03	Thomas, Hassan	f	0-3	0-1	0-0	3	5	0	0	0	1	20
34	Yandiver, Garin	f	6-15	3-8	0-0	2	2	15	1	0	0	24
00	Morton, Brian	g	1-5	0-2	3-4	3	3	5	1	0	1	19
05	Hall, Brandon	g	3-6	0-0	0-0	3	0	6	2	0	0	32
11	Shelli, Grant	g	0-3	0-2	2-3	1	0	2	4	0	1	25
01	Limuel, Stephaun	g	1-4	0-1	4-6	5	5	6	0	0	1	20
02	Hluchowecy, Malik	g	0-4	0-2	0-0	1	2	0	1	1	0	20
12	Hodge, Danny	g	0-0	0-0	0-0	0	0	0	0	0	0	5
14	Fort, Duncan	g	2-4	1-2	2-2	2	1	7	1	0	0	16
23	McCullough, Isaac	g	0-1	0-0	1-0	1	0	1	0	0	0	8
35	Dale, Jack	g	1-3	0-1	1-2	0	3	0	0	0	0	11
TEAM						2						
TOTALS			14-48	4-20	12-17	23	18	44	12	1	4	200

	1st Half	2nd Half	Game
Field Goals	22.6	34.6	29.2
3-Point FG	25.0	12.5	20.0
Free Throws	72.7	66.7	70.6

Kansas State (0-0)		FG	3FG	FT	RB	PF	TP	A	BLK	S	MIN	
14	Mawien, Makol	f	0-2	0-1	0-0	1	2	0	0	0	0	10
32	Wade, Dean	f	8-11	1-1	3-4	10	1	20	3	1	1	24
03	Stokes, Kamau	g	4-6	0-1	0-0	1	0	8	4	0	2	22
05	Brown, Jr., Barry	g	2-7	1-5	1-2	5	0	6	3	0	2	24
20	Sneed, Xavier	g	4-7	2-5	3-4	6	2	13	1	0	0	17
00	McGuirt, Mike	g	0-0	0-0	0-0	2	1	0	1	0	0	6
01	Sallah, Mawdo	g	2-2	0-0	1-2	2	3	5	0	0	1	12
02	Diarra, Cartier	g	2-4	1-1	0-0	3	1	5	4	0	1	24
11	Patrick, Brian	g	0-5	0-4	0-0	1	1	0	0	0	0	14
23	Wainright, Amaad	g	6-7	0-1	0-0	0	1	12	4	0	3	22
24	McAtee, Pierson	g	0-0	0-0	0-0	0	0	0	0	0	0	2
34	Stockard III, Levi	g	1-1	0-0	2-4	1	1	4	0	0	0	7
40	Kinnamon, Kade	g	0-0	0-0	0-0	1	1	0	0	0	0	1
45	Shadd, Nigel	g	1-3	0-0	2-4	3	1	4	0	0	0	14
TEAM						1						
TOTALS			30-55	5-19	12-20	37	15	77	20	2	10	200

	1st Half	2nd Half	Game
Field Goals	50.0	60.0	54.5
3-Point FG	28.6	20.0	26.3
Free Throws	75.0	56.3	60.0

Officials: Gerry Pollard, Bret Smith, Pat Boeh
 Technical Fouls: Emporia State-None, Kansas State-None.
 Attendance: 6,841

Score by Periods	1st	2nd	Total
Emporia State	21	23	44
Kansas State	37	40	77

Game 1

K-State 83, American 45

Nov. 10, 2017 // Bramlage Coliseum // Manhattan, Kan.



American (0-1)		FG	3FG	FT	RB	PF	TP	A	BLK	S	MIN	
01	Little, Jesse	f	0-2	0-2	0-0	3	2	0	0	0	1	26
22	Iorio, Sam	f	1-7	1-4	2-2	4	2	5	0	0	2	23
00	Melton, Saeed	g	2-14	0-4</								

Game 4

K-State 80, Northern Arizona 58

Nov. 20, 2017 // Bramlage Coliseum // Manhattan, Kan.



Northern Arizona (0-4)												
No.	Name	FG	3FG	FT	RB	PF	TP	A	BLK	S	MIN	
25	Debisschop, Bishop	f	2-4	1-2	0-1	7	2	5	0	0	2	28
32	Bowling, Chris	f	2-6	1-4	0-0	0	0	5	1	0	0	24
33	Thomas, Isaiah	f	1-1	0-0	0-0	0	2	2	0	0	0	11
00	Johnson, Torry	g	5-7	0-2	10-13	1	1	20	2	0	2	29
03	Little, Gino	g	1-6	1-3	0-0	3	3	2	0	0	1	30
02	Brown, Corey	g	0-1	0-0	2-2	1	3	2	0	0	0	7
04	Anderson, Jolo	g	3-7	2-5	4-6	1	2	12	1	0	0	28
12	de Laveaga, Kyle	g	0-1	0-1	3-3	0	0	3	0	0	0	4
14	Harris, Karl	g	1-4	0-1	2-2	1	4	4	1	1	1	14
23	Henry, Lenell	g	0-1	0-1	0-0	6	1	0	0	1	0	8
55	Fuamba, Ruben	g	1-3	0-0	0-0	9	1	2	1	0	0	17
TEAM												4
TOTALS		16-41	5-19	21-27	36	19	58	8	2	6	200	

	1st Half	2nd Half	Game
Field Goals	47.1	33.3	39.0
3-Point FG	37.5	18.2	26.3
Free Throws	88.9	72.2	77.8

Kansas State (4-0)												
No.	Name	FG	3FG	FT	RB	PF	TP	A	BLK	S	MIN	
14	Mawien, Makol	f	2-3	0-1	3-4	3	4	7	0	1	1	16
32	Wade, Dean	f	6-10	1-2	2-5	5	0	15	4	0	5	26
03	Stokes, Kamau	g	7-13	2-6	0-0	1	0	16	2	0	3	29
05	Brown, Jr., Barry	g	9-13	0-1	2-2	2	1	20	4	0	6	28
20	Sneed, Xavier	g	3-9	1-5	5-7	4	2	12	7	0	2	23
01	Sallah, Mawdo	g	1-1	0-0	0-0	5	3	2	2	0	0	15
02	Diarra, Cartier	g	0-3	0-2	0-0	1	5	0	2	0	2	16
11	Patrick, Brian	g	2-6	1-5	0-0	1	3	5	0	0	0	16
12	Schoen, Mason	g	0-0	0-0	0-0	0	0	0	0	0	0	2
23	Wainright, Amaad	g	0-2	0-1	0-0	0	2	0	0	0	0	10
24	McAtee, Pierson	g	1-1	1-1	0-0	0	0	3	0	0	0	2
34	Stockard III, Levi	g	0-1	0-0	0-1	1	2	0	0	0	0	10
40	Kinnamon, Kade	g	0-0	0-0	0-0	0	0	1	0	0	0	2
45	Shadd, Nigel	g	0-0	0-0	0-0	3	0	0	0	0	0	5
TEAM												2
TOTALS		31-62	6-24	12-19	28	22	80	22	1	19	200	

	1st Half	2nd Half	Game
Field Goals	53.3	46.9	50.0
3-Point FG	33.3	11.1	25.0
Free Throws	54.5	75.0	63.2

Officials: Doug Simmons, Michael Stephens, Byron Jarrett
 Technical Fouls: NAU-None, Kansas State-None.
 Attendance: 6,112

Score by Periods	1st	2nd	Total
Northern Arizona	27	31	58
Kansas State	43	37	80

Game 5

Arizona State 92, K-State 90

Nov. 23, 2017 // Orleans Arena // Las Vegas, Nev.



Arizona State (5-0)												
No.	Name	FG	3FG	FT	RB	PF	TP	A	BLK	S	MIN	
10	Shibel, Vitaliy	f	1-2	1-2	0-0	2	4	3	2	0	0	7
23	White, Romello	f	6-9	0-0	7-15	6	3	19	0	0	0	39
00	Holder, Tra	g	2-8	1-3	6-8	4	2	11	4	0	2	37
11	Evans II, Shannon	g	4-15	3-9	3-4	1	2	14	4	0	3	38
44	Justice, Kodi	g	9-10	4-4	6-8	2	1	28	3	0	1	37
01	Martin, Remy	g	2-2	0-0	2-4	0	4	6	0	0	0	13
22	Wetherill, Austin	g	0-0	0-0	0-0	0	0	0	0	0	0	0+
35	Lake, DeQuon	g	3-4	0-0	5-5	10	2	11	0	0	0	29
TEAM												4
TOTALS		27-50	9-18	29-44	29	18	92	13	0	6	200	

	1st Half	2nd Half	Game
Field Goals	52.0	56.0	54.0
3-Point FG	50.0	50.0	50.0
Free Throws	84.6	58.1	65.9

Kansas State (4-1)												
No.	Name	FG	3FG	FT	RB	PF	TP	A	BLK	S	MIN	
14	Mawien, Makol	f	4-4	0-0	0-0	2	5	8	0	0	0	14
32	Wade, Dean	f	2-6	1-3	0-1	5	4	5	7	2	1	30
03	Stokes, Kamau	g	7-10	7-10	2-2	1	3	23	5	0	1	31
05	Brown, Jr., Barry	g	10-19	4-9	3-4	4	4	27	0	1	38	
20	Sneed, Xavier	g	5-10	2-5	2-2	2	5	14	2	0	2	22
01	Sallah, Mawdo	g	0-0	0-0	0-0	2	3	0	0	0	0	23
02	Diarra, Cartier	g	2-3	0-1	0-0	1	3	4	2	0	0	19
11	Patrick, Brian	g	0-0	0-0	0-0	0	0	0	0	0	0	2
23	Wainright, Amaad	g	4-7	1-4	0-0	6	2	9	0	0	0	15
34	Stockard III, Levi	g	0-0	0-0	0-0	0	3	0	0	0	0	6
TEAM												4
TOTALS		34-59	15-32	7-9	27	32	90	16	2	5	200	

	1st Half	2nd Half	Game
Field Goals	63.0	53.1	57.6
3-Point FG	50.0	43.8	46.9
Free Throws	50.0	100.0	77.8

Officials: Tommy Nunez, Billy McCarthy, John St. Clair
 Technical Fouls: ASU-None, Kansas State-None.
 Attendance: 3,245

Score by Periods	1st	2nd	Total
Arizona State	42	50	92
Kansas State	44	46	90

Game 6

K-State 67, George Washington 59

Nov. 24, 2017 // Orleans Arena // Las Vegas, Nev.



Kansas State (5-1)												
No.	Name	FG	3FG	FT	RB	PF	TP	A	BLK	S	MIN	
14	Mawien, Makol	f	4-5	0-0	0-0	5	4	8	0	2	0	29
32	Wade, Dean	f	6-10	0-2	5-5	9	2	17	1	2	1	33
03	Stokes, Kamau	g	6-11	3-5	4-4	1	2	19	2	0	2	36
05	Brown, Jr., Barry	g	5-11	0-2	5-6	2	1	15	3	0	1	32
20	Sneed, Xavier	g	2-7	2-4	2-2	0	3	8	0	1	1	30
01	Sallah, Mawdo	g	0-0	0-0	0-0	3	1	0	0	0	0	9
02	Diarra, Cartier	g	0-3	0-2	0-0	2	0	1	0	1	0	13
11	Patrick, Brian	g	0-1	0-1	0-0	0	0	0	0	0	0	8
23	Wainright, Amaad	g	0-1	0-1	0-0	0	0	0	0	1	0	7
34	Stockard III, Levi	g	0-0	0-0	0-1	0	0	0	0	0	0	3
45	Shadd, Nigel	g	0-0	0-0	0-0	0	0	0	0	0	0	0+
TEAM												4
TOTALS		23-49	5-17	16-18	26	13	67	8	5	5	200	

	1st Half	2nd Half	Game
Field Goals	50.0	43.5	46.9
3-Point FG	33.3	25.0	29.4
Free Throws	90.0	87.5	88.9

George Washington (2-4)												
No.	Name	FG	3FG	FT	RB	PF	TP	A	BLK	S	MIN	
10	Steeves, Patrick	f	5-6	0-0	1-2	5	2	11	1	0	0	31
11	Toro, Arnaldo	f	8-15	2-4	3-3	9	1	21	1	0	2	37
01	Nolan, Jr., Terry	g	2-5	0-2	2-3	1	4	6	3	0	1	29
03	Bolden, Jair	g	3-11	2-7	1-2	6	3	9	4	0	0	36
12	Watanabe, Yuta	g	2-14	0-3	3-4	4	2	7	3	0	0	38
00	Mazzulla, Justin	g	0-0	0-0	0-0	2	2	0	2	0	0	8
04	Williams, Justin	g	0-0	0-0	0-0	0	0	0	0	0	0	6
14	Jack, Maceo	g	1-1	1-1	0-0	1	0	3	0	0	0	4
35	Zeigler, Bo	g	1-2	0-0	0-0	4	2	2	1	0	0	11
TEAM												5
TOTALS		22-54	5-17	10-14	37	16	59	15	0	3	200	

	1st Half	2nd Half	Game
Field Goals	42.9	38.5	40.7
3-Point FG	33.3	27.3	29.4
Free Throws	75.0	70.0	71.4

Officials: Billy McCarthy, Jeff Pon, John St. Clair
 Technical Fouls: Kansas State-None, George Washington-None.
 Attendance: 3,325

Score by Periods	1st	2nd	Total
Kansas State	38	29	67
George Washington	29	30	59

Game 7

K-State 77, Oral Roberts 68

Nov. 29, 2017 // Bramlage Coliseum // Manhattan, Kan.



Oral Roberts (7-1)												
No.	Name	FG	3FG	FT	RB	PF	TP	A	BLK	S	MIN	
23	Nzekwesi, Emmanuel	f	0-8	0-2	6-6	3	4	6	4	0	2	32
25	White, Javon	f	7-12	0-0	0-2	11	3	14	0	1	1	33
44	Owens, Albert	c	3-8	0-0	7-8	5	1	13	1	1	1	31
02	Ruder, Austin	g	2-6	1-4	0-0	2	3	5	2	0	0	21
10	Kearns, Sam	g	6-12	3-6	6-6	4	1	21	4	0	0	38
03	Harris, Jontray	g	2-9	1-3	2-2	5	3	7	1	0	0	27
20	Sutton, Spencer	g	0-1	0-1	0-0	0	1	0	0	0	0	7
32	Manek, Kellen	g	0-0	0-0	0-0	0	0	0	0	0	0	2
52	Miller, Chris	g	1-1	0-0	0-2	3	1	2	0	0	0	9
TEAM												3
TOTALS		21-57	5-16	21-26	36	17	68	12	2	4	200	

	1st Half	2nd Half	Game
Field Goals	47.8	29.4	36.8
3-Point FG	28.6	33.3	31.3
Free Throws	83.3	78.6	80.8

Kansas State (6-1)												
No.	Name	FG	3FG	FT	RB	PF	TP	A	BLK	S	MIN	
14	Mawien, Makol	f	2-3	0-0	0-0	3	4	4	1	2	0	19
32	W											

Game 10

Tulsa 61, Kansas State 54

Dec. 9, 2017 // INTRUST Bank Arena // Wichita, Kan.



Tulsa (5-4)													
No.	Name	FG	3FG	FT	RB	PF	TP	A	BLK	S	MIN		
00	Etou, Junior	f	7-14	5-8	3-5	7	2	22	1	0	0	32	
01	Igbanu, Martins	f	1-5	0-1	8-8	7	3	10	0	0	1	30	
04	Taplin, Sterling	g	4-7	1-4	0-1	8	0	9	6	0	0	28	
13	Wheeler, Jaleel	g	1-1	0-0	0-2	6	2	2	0	0	1	23	
32	Henderson, Jr., Corey	g	2-7	0-4	2-2	3	2	6	2	0	2	30	
03	Joiner, Elijah	g	2-5	2-3	1-2	3	1	7	2	0	1	21	
10	Scott, Curran	g	1-2	0-0	1-2	0	2	3	0	0	0	10	
11	Jackson, Darien	g	0-1	0-0	0-0	0	0	0	0	0	1	8	
35	Artison, Geno	g	1-3	0-1	0-0	5	3	2	0	0	0	18	
TEAM													
TOTALS		19-46		8-21		15-22		40		15		61 11 0 6 200	

	1st Half	2nd Half	Game
Field Goals	40.9	41.7	41.3
3-Point FG	20.0	54.5	38.1
Free Throws	100.0	53.3	68.2

Kansas State (8-2)													
No.	Name	FG	3FG	FT	RB	PF	TP	A	BLK	S	MIN		
14	Mawien, Makol	f	1-1	0-0	1-1	4	4	3	0	0	0	27	
32	Wade, Dean	f	5-11	1-4	2-2	7	3	13	2	0	3	31	
03	Stokes, Kamau	g	3-13	1-9	4-6	4	1	11	4	0	0	35	
05	Brown, Jr., Barry	g	4-13	0-7	2-3	3	5	10	1	0	1	38	
20	Sneed, Xavier	g	4-13	2-8	5-5	8	0	15	4	1	3	32	
01	Sallah, Mawdo	g	0-0	0-0	0-0	1	3	0	0	0	0	5	
02	Diarra, Cartier	g	0-2	0-2	0-0	0	2	0	1	0	0	10	
11	Patrick, Brian	g	0-1	0-1	0-0	1	0	0	0	0	0	2	
23	Wainright, Amaad	g	1-3	0-1	0-0	1	0	2	0	0	3	13	
34	Stockard III, Levi	g	0-0	0-0	0-0	0	0	0	0	1	0	7	
TEAM													
TOTALS		18-57		4-32		14-17		30		18		54 12 2 10 200	

	1st Half	2nd Half	Game
Field Goals	36.7	25.9	31.6
3-Point FG	16.7	7.1	12.5
Free Throws	83.3	81.8	82.4

Officials: Joe DeRosa, Kipp Kissinger, Kerby Sittou
 Technical Fouls: Tulsa-None. Kansas State-None.
 Attendance: 7,180

Score by Periods	1st	2nd	Total
Tulsa	27	34	61
Kansas State	30	24	54

Game 11

K-State 89, SE Missouri State 71

Dec. 16, 2017 // Bramlage Coliseum // Manhattan, Kan.



SE Missouri State (6-5)													
No.	Name	FG	3FG	FT	RB	PF	TP	A	BLK	S	MIN		
04	Vranes, Milos	f	3-4	2-3	0-0	6	2	8	1	0	0	19	
20	Carpenter, Justin	f	6-13	0-3	1-1	4	0	13	2	0	1	27	
02	Dalton, Jonathan	g	2-4	1-2	0-0	2	1	5	4	0	1	29	
25	Brewer, Ledarius	g	0-5	0-2	0-0	4	2	0	2	0	1	22	
34	Mahoney, Denzel	g	6-9	2-3	9-9	1	2	23	0	0	0	30	
01	Duffus, Dondre	g	1-3	1-1	0-0	0	4	3	1	0	0	16	
13	Galle, Isaiah	g	1-4	0-2	0-0	0	2	2	0	0	0	12	
15	Lewis, Donnie	g	0-0	0-0	0-0	0	2	0	2	0	1	12	
23	Simmons, Daniel	g	6-15	5-9	0-0	1	1	17	4	0	0	33	
TEAM													
TOTALS		25-57		11-25		10-10		19		16		71 16 0 4 200	

	1st Half	2nd Half	Game
Field Goals	48.0	40.6	43.9
3-Point FG	50.0	38.5	44.0
Free Throws	100.0	100.0	100.0

Kansas State (9-2)													
No.	Name	FG	3FG	FT	RB	PF	TP	A	BLK	S	MIN		
14	Mawien, Makol	f	5-6	1-1	0-0	4	1	11	1	0	0	21	
32	Wade, Dean	f	7-8	0-1	5-8	3	3	19	1	0	1	19	
03	Stokes, Kamau	g	5-10	2-5	0-0	5	1	12	9	0	1	33	
05	Brown, Jr., Barry	g	3-10	1-5	0-0	4	0	7	7	1	3	37	
20	Sneed, Xavier	g	9-10	4-5	1-1	7	1	23	2	0	0	26	
01	Sallah, Mawdo	g	0-1	0-0	0-0	1	0	1	1	0	0	5	
02	Diarra, Cartier	g	0-1	0-0	0-0	0	0	0	0	0	0	4	
11	Patrick, Brian	g	3-5	1-3	0-0	1	2	7	1	0	0	17	
12	Schoen, Mason	g	0-1	0-0	0-0	0	0	0	0	0	0	2	
23	Wainright, Amaad	g	2-3	2-3	1-4	9	0	7	3	0	0	24	
24	McAtee, Pierson	g	0-0	0-0	0-0	0	0	0	0	0	0	1	
34	Stockard III, Levi	g	1-1	0-0	1-2	0	0	3	0	0	0	7	
40	Kinnaman, Kade	g	0-0	0-0	0-0	0	0	0	0	1	0	1	
45	Shadd, Nigel	g	0-0	0-0	0-1	1	0	0	0	0	0	3	
TEAM													
TOTALS		35-56		11-23		8-16		37		9		89 25 4 5 200	

	1st Half	2nd Half	Game
Field Goals	68.8	54.2	62.5
3-Point FG	60.0	38.5	47.8
Free Throws	42.9	55.6	50.0

Officials: Gary Maxwell, Jeffrey Anderson, Antinio Petty
 Technical Fouls: SE Missouri State-None. Kansas State-None.
 Attendance: 7,389

Score by Periods	1st	2nd	Total
SE Missouri State	39	32	71
Kansas State	53	36	89

Game 12

K-State 68, Washington State 65

Dec. 20, 2017 // Spokane Arena // Spokane, Wash.



Kansas State (10-2)													
No.	Name	FG	3FG	FT	RB	PF	TP	A	BLK	S	MIN		
14	Mawien, Makol	f	6-10	0-2	3-4	9	3	15	0	2	1	34	
32	Wade, Dean	f	3-7	0-2	3-5	7	3	9	3	0	2	35	
03	Stokes, Kamau	g	3-10	1-4	2-4	4	1	9	7	0	1	37	
05	Brown, Jr., Barry	g	8-17	1-5	6-6	6	2	23	1	0	0	34	
20	Sneed, Xavier	g	1-8	0-5	0-0	4	3	2	1	0	0	30	
01	Sallah, Mawdo	g	0-0	0-0	0-0	2	0	0	0	0	0	2	
02	Diarra, Cartier	g	0-1	0-1	0-0	2	0	0	0	0	0	9	
11	Patrick, Brian	g	1-2	1-2	0-0	0	3	0	0	0	0	4	
23	Wainright, Amaad	g	3-5	1-3	0-0	3	4	7	0	0	1	15	
TEAM													
TOTALS		25-60		4-24		14-19		43		16		68 12 2 5 200	

	1st Half	2nd Half	Game
Field Goals	39.4	44.4	41.7
3-Point FG	23.1	9.1	16.7
Free Throws	75.0	72.7	73.7

Washington State (7-4)													
No.	Name	FG	3FG	FT	RB	PF	TP	A	BLK	S	MIN		
03	Franks, Robert	f	2-10	0-4	2-2	4	3	6	1	0	0	31	
43	Bernstein, Drick	f	2-5	0-0	0-1	7	5	4	2	0	1	32	
04	Daniels, Vionte	g	1-4	1-4	0-0	4	2	3	1	0	2	34	
22	Flynn, Malachi	g	8-20	4-14	3-4	4	1	23	4	0	0	33	
40	Hinson, Kwinton	g	1-2	0-0	0-0	3	1	2	0	1	0	10	
05	Acquaah, Millan	g	0-3	0-1	1-2	2	2	1	1	0	0	8	
13	Pollard, Jeff	g	1-3	0-1	0-0	3	2	0	0	0	0	19	
25	Chidom, Arinze	g	0-1	0-0	0-0	1	2	1	0	0	0	2	
35	Skaggs, Carter	g	9-14	6-10	0-0	5	2	24	0	0	0	31	
TEAM													
TOTALS		24-62		11-34		6-9		37		19		65 10 1 3 200	

	1st Half	2nd Half	Game
Field Goals	29.0	48.4	38.7
3-Point FG	25.0	38.9	32.4
Free Throws	75.0	60.0	66.7

Officials: John Higgins, Chris Rastatter, Steve Olson
 Technical Fouls: Kansas State-None. Washington State-None.
 Attendance: 4,165

Score by Periods	1st	2nd	Total
Kansas State	35	33	68
Washington State	25	40	65

Game 13

K-State 91, Iowa State 75

Dec. 29, 2017 // Hilton Coliseum // Ames, Iowa



Kansas State (11-2, 1-0 Big 12)												
No.	Name	FG	3FG	FT	RB	PF	TP	A	BLK	S	MIN	
14	Mawien, Makol	f	0-0	0-0	0-0	1	5	0	0	0	0	5
32	Wade, Dean	f	13-16	6-8	2-3	8	2	34	1	2	3	38
03	Stokes, Kamau	g	7-13	4-5	5-6	3	4	23	7	0	3	32
05	Brown, Jr., Barry	g	7-14	1-4	6-9	2	2	21	4	0	2	38
20	Sneed, Xavier	g	3-9	2-7	1-3	6	4	9	0	0	1	21
01	Sallah, Mawdo	g	0-1	0-0	0-0	1	0	0	0	0	0	2
02	Diarra, Cartier	g	1-1	0-0	0-0	1	2	2	1	0	0	16
11	Patrick, Brian	g	0-2	0-2	0-0	1	0	0	1	0	0	5
21	Love III, James	g	0-0									

Game 16

K-State 86, Oklahoma State 82

Jan. 10, 2018 // Bramlage Coliseum // Manhattan, Kan.



Oklahoma State (11-5, 1-3 Big 12)												
No.	Name	FG	3FG	FT	RB	PF	TP	A	BLK	S	MIN	
30	Carroll, Jeffrey	f 7-12	1-4	5-5	6	2	20	0	0	0	36	
35	Sima, Yankuba	f 0-2	0-0	0-0	4	3	0	0	1	0	9	
41	Solomon, Mitchell	f 2-7	0-2	2-2	4	4	6	2	2	1	31	
01	Smith, Kendall	g 5-15	2-3	2-2	4	3	14	1	0	1	27	
21	Waters, Lindy	g 3-9	1-6	4-5	4	5	11	2	0	1	35	
00	Averette, Brandon	g 8-11	0-0	6-6	1	4	22	6	0	1	28	
04	Dziagwa, Thomas	g 1-4	1-3	2-2	1	2	5	0	0	0	15	
12	McGriff, Cameron	g 1-1	0-0	0-0	3	5	2	1	0	0	13	
14	N'Gueesan, Lucas	g 1-1	0-0	0-0	1	1	2	0	0	1	6	
TEAM												3
TOTALS		28-62	5-18	21-22	37	29	82	12	3	5	200	

	1st Half	2nd Half	Game
Field Goals	36.4	55.2	45.2
3-Point FG	30.0	25.0	27.8
Free Throws	87.5	100.0	95.5

Kansas State (12-3, 2-1 Big 12)												
No.	Name	FG	3FG	FT	RB	PF	TP	A	BLK	S	MIN	
14	Mawien, Makol	f 2-4	0-0	0-0	2	4	4	2	1	0	18	
32	Wade, Dean	f 2-5	0-1	6-6	4	2	10	3	1	1	37	
02	Diarra, Cartier	g 6-12	2-3	3-3	4	2	17	4	0	1	37	
05	Brown, Jr., Barry	g 12-17	3-4	11-16	2	2	38	2	0	6	36	
20	Sneed, Xavier	g 2-7	0-3	7-8	12	2	11	1	1	0	33	
00	McGuiri, Mike	g 0-1	0-1	0-0	0	1	0	0	0	0	3	
01	Sallah, Mawdo	g 1-2	0-0	1-2	1	0	3	0	0	0	4	
11	Patrick, Brian	g 1-3	1-3	0-0	0	2	3	1	0	0	14	
21	Love III, James	g 0-0	0-0	0-0	0	2	0	0	0	0	3	
23	Wainright, Amaad	g 0-1	0-1	0-2	2	3	0	1	0	0	14	
34	Stockard III, Levi	g 0-0	0-0	0-0	0	0	0	0	0	0	1	
TEAM												1
TOTALS		26-52	6-16	28-37	28	20	86	14	3	8	200	

	1st Half	2nd Half	Game
Field Goals	48.1	52.0	50.0
3-Point FG	50.0	30.0	37.5
Free Throws	57.1	80.0	75.7

Officials: Gary Maxwell, Kelly Self, Keith Kimble
 Technical Fouls: Oklahoma State-None. Kansas State-None.
 Attendance: 7,470

Score by Periods	1st	2nd	Total
Oklahoma State	34	48	82
Kansas State	33	53	86

Game 17

12/12 Kansas 73, K-State 72

Jan. 13, 2018 // Allen Fieldhouse // Lawrence, Kan.



Kansas State (12-5, 2-3 Big 12)												
No.	Name	FG	3FG	FT	RB	PF	TP	A	BLK	S	MIN	
14	Mawien, Makol	f 1-3	0-1	2-2	0	4	4	0	2	0	16	
32	Wade, Dean	f 8-14	2-4	4-4	6	0	22	2	1	1	38	
02	Diarra, Cartier	g 7-11	3-5	1-2	4	2	18	0	0	2	35	
05	Brown, Jr., Barry	g 5-14	1-4	1-1	5	1	12	6	0	1	39	
20	Sneed, Xavier	g 5-11	2-6	2-2	7	0	14	2	0	2	37	
00	McGuiri, Mike	g 0-0	0-0	0-0	0	0	0	0	0	0	3	
11	Patrick, Brian	g 0-1	0-1	0-0	1	1	0	0	0	0	6	
21	Love III, James	g 0-0	0-0	0-0	2	2	0	0	0	0	2	
23	Wainright, Amaad	g 0-0	0-0	0-2	2	2	0	0	0	0	17	
34	Stockard III, Levi	g 1-1	0-0	0-0	0	3	2	0	0	0	7	
TEAM												2
TOTALS		27-55	8-21	10-11	27	15	72	10	3	7	200	

	1st Half	2nd Half	Game
Field Goals	48.3	50.0	49.1
3-Point FG	30.8	50.0	38.1
Free Throws	100.0	88.9	90.9

Kansas (14-3, 4-1 Big 12)												
No.	Name	FG	3FG	FT	RB	PF	TP	A	BLK	S	MIN	
35	Azubuike, Udoka	c 8-9	0-0	2-3	8	1	18	1	5	0	32	
02	Vick, Lagerald	g 3-6	2-3	2-2	6	3	10	1	0	1	29	
04	Graham, Devonte'	g 5-12	4-8	9-10	2	4	23	5	0	2	36	
10	Mkhaliluk, Svi	g 4-11	3-6	0-1	4	1	22	0	0	0	37	
14	Newman, Malik	g 2-6	1-3	2-2	4	0	7	1	0	2	32	
00	Garrett, Marcus	g 1-2	0-1	0-0	2	1	2	1	0	0	22	
03	Cunliffe, Sam	g 0-1	0-1	0-0	0	0	0	0	0	0	4	
22	De Sousa, Silvio	g 0-0	0-0	0-0	0	1	0	0	0	0	4	
44	Lightfoot, Mitch	g 1-2	0-1	0-0	0	2	2	0	1	0	4	
TEAM												2
TOTALS		24-49	10-23	15-17	25	16	73	11	6	5	200	

	1st Half	2nd Half	Game
Field Goals	44.0	54.2	49.0
3-Point FG	46.2	40.0	43.5
Free Throws	85.7	90.0	88.2

Officials: Mike Stuart, Ray Natili, Kipp Kissingner
 Technical Fouls: Kansas State-Diarra, Cartier. Kansas-None.
 Attendance: 16300

Score by Periods	1st	2nd	Total
Kansas State	34	38	72
Kansas	34	39	73

Game 18

K-State 87, 4/6 Oklahoma 69

Jan. 16, 2018 // Bramlage Coliseum // Manhattan, Kan.



Oklahoma (14-3, 4-2 Big 12)												
No.	Name	FG	3FG	FT	RB	PF	TP	A	BLK	S	MIN	
03	Latlin, Khadeem	f 1-2	0-0	0-0	3	4	2	1	1	0	22	
35	Manek, Brady	f 5-10	2-7	0-0	4	2	12	0	1	1	22	
00	James, Christian	g 3-5	2-3	0-0	7	1	8	3	0	2	26	
01	Odumes, Rashard	g 7-10	1-1	1-2	6	1	16	2	0	0	28	
11	Young, Trae	g 8-21	2-10	2-4	2	2	20	6	0	3	34	
02	Giles, Chris	g 0-0	0-0	0-0	0	0	0	0	0	0	1	
04	McNeace, Jamuni	g 1-3	0-0	0-3	2	2	2	0	0	1	17	
05	Freeman, Matt	g 0-2	0-2	0-0	1	0	0	0	0	0	4	
13	Shepherd, Jordan	g 1-4	0-0	1-1	1	1	3	0	0	0	10	
14	Lazenby, Ty	g 0-0	0-0	0-0	0	0	0	0	0	0	1	
20	McGusty, Kameron	g 0-3	0-2	0-0	1	0	0	0	0	0	11	
21	Doollittle, Kristian	g 0-2	0-0	6-6	8	1	6	1	0	0	23	
44	Polla, Hannes	g 0-0	0-0	0-0	0	0	0	0	0	0	1	
TEAM												1
TOTALS		26-62	7-25	10-13	37	14	69	13	3	7	200	

	1st Half	2nd Half	Game
Field Goals	40.0	43.8	41.9
3-Point FG	27.8	28.6	28.0
Free Throws	80.0	75.0	76.9

Kansas State (13-5, 3-3 Big 12)												
No.	Name	FG	3FG	FT	RB	PF	TP	A	BLK	S	MIN	
14	Mawien, Makol	f 2-2	0-0	0-0	3	4	4	1	0	0	18	
32	Wade, Dean	f 9-16	3-3	0-0	7	2	21	7	0	2	36	
02	Diarra, Cartier	g 6-8	2-3	2-2	2	1	16	5	0	2	35	
05	Brown, Jr., Barry	g 10-17	0-2	4-4	2	2	24	5	0	3	36	
20	Sneed, Xavier	g 4-7	3-5	2-2	5	3	13	0	1	2	28	
00	McGuiri, Mike	g 1-3	0-1	0-0	1	1	2	0	0	0	3	
01	Sallah, Mawdo	g 0-0	0-0	0-0	0	0	0	0	0	0	3	
11	Patrick, Brian	g 1-3	1-2	0-0	0	1	3	0	0	0	15	
12	Schoen, Mason	g 0-0	0-0	0-0	0	0	0	0	0	0	1	
21	Love III, James	g 0-0	0-0	0-0	0	0	0	0	0	0	1	
23	Wainright, Amaad	g 0-2	0-1	0-0	3	0	0	0	0	0	5	
24	McAtee, Pierson	g 0-0	0-0	0-0	0	0	0	0	0	0	1	
34	Stockard III, Levi	g 2-4	0-0	0-0	3	2	4	1	0	1	17	
40	Kinnamon, Kade	g 0-0	0-0	0-0	0	0	0	0	0	0	1	
TEAM												0
TOTALS		35-62	9-17	8-8	26	16	87	19	1	11	200	

	1st Half	2nd Half	Game
Field Goals	44.4	73.1	56.5
3-Point FG	40.0	71.4	52.9
Free Throws	100.0	100.0	100.0

Officials: John Higgins, Rick Crawford, Larry Spaulding
 Technical Fouls: Oklahoma-None. Kansas State-None.
 Attendance: 10,744

Score by Periods	1st	2nd	Total
Oklahoma	33	36	69
Kansas State	38	49	87

Game 19

K-State 73, 24/25 TCU 68

Jan. 20, 2018 // Bramlage Coliseum // Manhattan, Kan.



TCU (14-5, 2-5 Big 12)												
No.	Name	FG	3FG	FT	RB	PF	TP	A	BLK	S	MIN	
10	Brodziansky, Vlad	f 5-12	2-5	3-5	5	1	15	0	0	0	30	
15	Miller, J.D.	f 3-8	2-5	0-0	1	0	8	1				

Game 22

7/7 Kansas 70, K-State 56

Jan. 29, 2018 // Bramlage Coliseum // Manhattan, Kan.



Kansas (18-4, 7-2 Big 12)												
No.	Name	FG	3FG	FT	RB	PF	TP	A	BLK	S	MIN	
35	Azubuike, Udoka	c	2-2	0-0	2-5	3	3	6	1	0	0	18
02	Vick, Lagerald	g	4-7	1-2	2-4	4	3	11	0	0	0	31
04	Graham, Devonte'	g	3-10	2-5	8-8	3	1	16	11	0	1	40
10	Mykhailiuk, Svi	g	8-18	5-9	1-2	7	1	22	1	1	1	39
14	Newman, Malik	g	3-7	1-3	6-7	10	2	13	3	0	0	40
00	Garrett, Marcus		0-0	0-0	0-0	3	0	0	0	0	0	4
03	Cunliffe, Sam		1-2	0-1	0-0	2	0	2	1	0	0	6
22	DeSousa, Silvio		0-0	0-0	0-0	1	0	0	0	0	0	2
44	Lightfoot, Mitch		0-0	0-0	0-0	5	2	0	0	0	0	20
TEAM												7
TOTALS			21-46	9-20	19-26	41	16	70	17	4	2	200
			1st Half	2nd Half	Game							
Field Goals			70.0	26.9	45.7							
3-Point FG			66.7	27.3	45.0							
Free Throws			46.2	100.0	73.1							

Kansas State (16-6, 5-4 Big 12)												
No.	Name	FG	3FG	FT	RB	PF	TP	A	BLK	S	MIN	
14	Mawien, Makol	f	1-6	0-1	1-2	5	4	3	0	1	0	21
32	Wade, Dean	f	8-18	3-6	1-2	8	2	20	2	1	1	40
02	Diarra, Cartier	g	1-4	1-3	2-2	3	3	5	3	0	2	34
05	Brown, Jr., Barry	g	4-16	0-4	1-1	4	3	9	5	0	3	38
20	Sneed, Xavier	g	4-12	1-7	1-2	4	2	10	1	1	1	30
00	McGuiri, Mike		2-4	1-3	0-0	1	1	5	1	0	0	10
11	Patrick, Brian		0-3	0-3	0-0	1	1	0	0	0	0	12
23	Wainright, Amaad		0-1	0-0	2-2	1	2	0	0	0	0	8
34	Stockard III, Levi		1-1	0-0	0-0	1	3	2	0	0	0	7
TEAM												2
TOTALS			21-65	6-27	8-11	31	20	56	12	3	7	200
			1st Half	2nd Half	Game							
Field Goals			25.7	40.0	32.3							
3-Point FG			13.3	33.3	22.2							
Free Throws			77.8	50.0	72.7							

Officials: John Higgins, Michael Stephens, Mike Roberts
 Technical Fouls: Kansas-None. Kansas State-None.
 Attendance: 12,528
 Score by Periods: 1st 2nd Total
 Kansas 40 30 70
 Kansas State 27 29 56

Game 23

15/11 West Virginia 89, K-State 51

Feb. 3, 2018 // WVU Coliseum // Morgantown, W.Va.



Kansas State (16-7, 5-5 Big 12)												
No.	Name	FG	3FG	FT	RB	PF	TP	A	BLK	S	MIN	
14	Mawien, Makol	f	0-0	0-0	2-3	4	4	2	1	0	0	17
32	Wade, Dean	f	6-13	2-4	3-4	2	2	17	1	0	1	34
02	Diarra, Cartier	g	2-5	2-3	0-0	1	2	6	1	0	0	19
05	Brown, Jr., Barry	g	3-8	0-1	1-2	6	3	1	3	0	0	31
20	Sneed, Xavier	g	5-11	5-10	1-2	5	1	16	0	0	2	34
00	McGuiri, Mike		0-4	0-2	2-2	1	0	2	1	0	0	18
03	Stokes, Kamau		0-3	0-3	2-2	0	0	2	4	0	0	10
11	Patrick, Brian		0-2	0-2	2-2	0	1	2	1	0	0	6
12	Schoen, Mason		0-0	0-0	0-0	0	0	0	0	0	0	1
21	Love III, James		0-2	0-0	1-1	1	4	0	0	0	1	13
23	Wainright, Amaad		0-2	0-1	1-2	0	1	1	0	0	0	7
24	McAtee, Pierson		0-0	0-0	0-0	0	0	0	0	0	0	1
34	Stockard III, Levi		1-2	0-0	0-0	3	3	2	0	0	0	9
40	Kinnamon, Kade		0-0	0-0	0-0	0	0	0	0	0	0	1
TEAM												1
TOTALS			14-47	9-26	14-20	24	21	51	12	1	3	200
			1st Half	2nd Half	Game							
Field Goals			40.0	22.2	29.8							
3-Point FG			38.5	30.8	34.6							
Free Throws			90.0	50.0	70.0							

West Virginia (17-6, 6-4 Big 12)												
No.	Name	FG	3FG	FT	RB	PF	TP	A	BLK	S	MIN	
21	Harris, Wesley	f	2-7	1-5	5-5	2	2	10	0	0	1	20
23	Ahmad, Esa	f	3-3	2-2	0-0	3	4	8	1	0	0	16
50	Konate, Sagaba	f	7-9	0-0	5-5	9	3	19	0	0	0	29
02	Carter, Jevon	g	2-8	0-3	2-2	4	2	6	11	0	2	33
03	Bolden, James	g	4-6	3-4	2-2	1	3	13	2	1	1	24
04	Miles, Jr., Daxter	g	2-4	1-2	2-2	2	0	7	4	0	1	25
11	Hunter, D'Angelo		1-1	1-1	0-0	0	1	3	0	0	0	3
13	Allen, Teddy		4-7	0-2	4-5	4	1	12	0	0	0	14
14	Harler, Chase		0-2	0-2	0-0	0	1	0	0	0	0	5
15	West, Lamont		2-3	2-3	2-2	2	3	8	0	0	0	19
25	Roulet, Maciej		0-0	0-0	0-0	0	0	0	0	0	0	3
31	Bender, Logan		1-1	0-0	1-1	4	1	3	0	0	0	9
TEAM												5
TOTALS			28-51	10-24	23-24	36	21	89	18	2	5	200
			1st Half	2nd Half	Game							
Field Goals			50.0	60.9	54.9							
3-Point FG			35.3	57.1	41.7							
Free Throws			83.3	100.0	95.8							

Officials: Gary Maxwell, Jeff Anderson, Darron George
 Technical Fouls: Kansas State-Brown, Barry. West Virginia-None.
 Attendance: 13,329
 Score by Periods: 1st 2nd Total
 Kansas State 30 21 51
 West Virginia 39 50 89

Game 24

K-State 67, rv/rv Texas 64

Feb. 7, 2018 // Frank Erwin Center // Austin, Texas



Kansas State (17-7, 6-5 Big 12)												
No.	Name	FG	3FG	FT	RB	PF	TP	A	BLK	S	MIN	
14	Mawien, Makol	f	5-9	0-0	0-0	3	2	10	0	1	2	26
32	Wade, Dean	f	6-12	1-2	3-4	2	2	16	1	1	1	34
02	Diarra, Cartier	g	6-9	1-3	0-0	4	2	13	3	0	1	38
05	Brown, Jr., Barry	g	5-10	1-2	0-1	6	2	11	6	0	1	40
20	Sneed, Xavier	g	4-7	3-6	0-0	3	1	11	2	1	4	32
03	Stokes, Kamau		0-2	0-2	0-0	1	0	0	3	0	0	14
21	Love III, James		3-3	0-0	0-0	1	4	6	0	0	0	15
23	Wainright, Amaad		0-2	0-2	0-0	1	1	0	0	1	1	8
34	Stockard III, Levi		0-0	0-0	0-0	1	2	0	0	0	0	3
TEAM												4
TOTALS			29-54	6-17	3-5	26	16	67	15	4	10	200
			1st Half	2nd Half	Game							
Field Goals			53.8	53.6	53.7							
3-Point FG			40.0	28.6	35.3							
Free Throws			100.0	33.3	60.0							

Texas (15-9, 5-6 Big 12)												
No.	Name	FG	3FG	FT	RB	PF	TP	A	BLK	S	MIN	
04	Bamba, Mo	f	6-11	1-4	5-7	12	0	18	1	1	1	31
20	Sims, Jericho	f	4-5	0-0	0-0	4	0	8	0	1	0	19
21	Ostrowski, Dylan	f	3-7	1-3	1-1	5	3	8	1	0	1	37
02	Coleman, Matt	g	3-9	0-3	2-2	3	4	8	4	0	3	30
12	Roach II, Kerwin	g	2-10	2-6	0-2	5	3	6	4	0	1	30
05	Hamm, Jr., Royce		0-1	0-0	0-0	0	0	0	0	0	0	2
10	Davis, Jr., Eric		5-12	3-10	0-0	3	1	13	1	0	1	32
13	Febres, Jase		1-3	1-3	0-0	3	2	3	0	0	0	19
TEAM												1
TOTALS			24-58	8-29	8-12	36	13	64	11	2	7	200
			1st Half	2nd Half	Game							
Field Goals			41.9	40.7	41.4							
3-Point FG			30.8	25.0	27.6							
Free Throws			57.1	80.0	66.7							

Officials: Joe DeRosa, Tony Padilla, Keith Kimble
 Technical Fouls: Kansas State-None. Texas-None.
 Attendance: 9,211
 Score by Periods: 1st 2nd Total
 Kansas State 34 33 67
 Texas 34 30 64

Game 25

7/7 Texas Tech 66, K-State 47

Feb. 10, 2018 // Bramlage Coliseum // Manhattan, Kan.



Texas Tech (21-4, 9-3 Big 12)												
No.	Name	FG	3FG	FT	RB	PF	TP	A	BLK	S	MIN	
32	Odiase, Norense	c	2-4	0-0	0-0	2	1	4	1	0	1	11
02	Smith, Zhairé	g	4-7	1-1	2-5	5	2	11	4	0	0	36
05	Gray, Justin	g	2-5	0-0	0-1	4	3	4	1	0	1	20
12	Evans, Keenan	g	6-12	1-4	6-6	1	1	19	3	1	5	32
23	Culver, Jarrett	g	3-10	1-3	3-4	8	3	10	2	1	4	33
00	Hamilton IV, Tommy		5-6	4-4	0-0	3	4	14	1	0	0	18
01	Francis, Brandone		1-2	0-1	0-0	2	3	2	0	0	0	16
03	Webster, Josh		0-1	0-0	0-0	1	0	0	0	0	0	1
10	Stevenson, Niem		1-5	0-2	0-0	3	2	3	0	1	1	24
21	Ondigo, Malik		0-0	0-0	0-0	1	0	0	0	0	0	0+
25	Moretti, Davide		0-1	0-0	0-0	1	1	0	0	0	0	3
TEAM												6
TOTALS			24-53	7-15	11-16	36	21	66	15	2	13	200
			1st Half	2nd Half	Game							
Field Goals			41.7	48.3	45.3							
3-Point FG			62.5	28.6	46.7							
Free Throws			40.0	81.8	68.8							

Game 28

K-State 58, Texas 48

Feb. 21, 2018 // Bramlage Coliseum // Manhattan, Kan.



Texas (16-12, 6-9 Big 12)

No.	Name	FG	3FG	FT	RB	PF	TP	A	BLK	S	MIN
04	Bamba, Mo	f 2-4	0-1	5-7	6	2	9	1	1	0	31
21	Osetkowski, Dylan	f 4-15	1-5	1-2	10	0	10	0	0	0	34
02	Coleman, Matt	g 4-10	0-3	6-6	2	3	14	2	0	1	35
12	Roach II, Kerwin	g 2-13	1-2	2-3	4	5	7	2	1	3	29
13	Febres, Jase	g 0-2	0-1	0-0	3	2	0	0	0	0	19
03	Young, Jacob	0-1	0-1	0-0	1	1	0	0	0	0	10
10	Davis, Jr., Eric	1-8	0-5	0-0	3	4	2	0	0	0	27
20	Sims, Jericho	3-3	0-0	0-2	4	0	6	0	0	1	15
TEAM		3									
TOTALS		16-56	2-18	14-20	36	17	48	5	2	5	200

	1st Half	2nd Half	Game
Field Goals	41.7	18.8	28.6
3-Point FG	16.7	8.3	11.1
Free Throws	50.0	83.3	70.0

Kansas State (20-8, 9-6 Big 12)

No.	Name	FG	3FG	FT	RB	PF	TP	A	BLK	S	MIN
14	Mawien, Makol	f 1-1	0-0	0-0	1	3	2	0	0	0	15
32	Wade, Dean	f 5-12	1-3	2-2	3	0	13	3	4	0	39
02	Diarra, Cartier	g 4-9	0-3	4-4	3	2	12	2	0	0	31
05	Brown, Jr., Barry	g 5-10	1-1	5-7	4	1	16	1	0	0	37
20	Sneed, Xavier	g 3-10	1-5	2-4	13	2	9	1	1	1	34
03	Stokes, Kamau	0-2	0-1	0-0	3	0	0	0	0	0	13
21	Love III, James	0-1	0-0	1-2	1	2	1	0	1	1	12
23	Wainright, Amaad	0-0	0-0	0-0	2	1	0	0	0	0	7
34	Stockard III, Levi	2-3	0-0	1-2	5	4	5	0	0	0	12
TEAM		4									
TOTALS		20-48	3-13	15-21	39	15	58	7	7	2	200

	1st Half	2nd Half	Game
Field Goals	28.6	60.0	41.7
3-Point FG	25.0	20.0	23.1
Free Throws	77.8	66.7	71.4

Officials: Doug Simons, Gerry Pollard, Antonio Petty
 Technical Fouls: Texas-None. Kansas State-None.
 Attendance: 8,623

Score by Periods	1st	2nd	Total
Texas	25	23	48
Kansas State	25	33	58

Game 29

Oklahoma 86, K-State 77

Feb. 24, 2018 // Lloyd Noble Center // Norman, Okla.



Kansas State (20-9, 9-7 Big 12)

No.	Name	FG	3FG	FT	RB	PF	TP	A	BLK	S	MIN
21	Doolittle, Kristian	f 2-4	0-0	3-6	7	2	7	1	1	1	25
04	McNeace, Jamuni	c 3-5	0-0	4-5	9	4	10	1	2	0	20
00	James, Christian	g 6-12	2-6	1-1	0	3	15	1	0	3	33
11	Young, Trae	g 7-11	6-10	8-10	5	4	28	7	0	0	37
20	McGusty, Kameron	g 2-7	0-1	0-0	2	2	4	0	0	1	27
01	Odomes, Rashard	2-5	1-2	0-1	3	0	5	1	0	1	23
03	Lattin, Khadeem	3-4	0-0	1-2	6	2	7	0	0	0	18
13	Shepherd, Jordan	0-0	0-0	0-0	0	0	0	0	0	0	2
35	Manek, Brady	4-7	2-4	0-0	2	0	10	2	0	0	15
TEAM		6									
TOTALS		29-55	11-23	17-25	40	17	86	13	4	6	200

	1st Half	2nd Half	Game
Field Goals	40.0	50.0	44.6
3-Point FG	20.0	18.2	19.0
Free Throws	55.6	76.9	68.2

Oklahoma (17-11, 7-9 Big 12)

No.	Name	FG	3FG	FT	RB	PF	TP	A	BLK	S	MIN
21	Doolittle, Kristian	f 2-4	0-0	3-6	7	2	7	1	1	1	25
04	McNeace, Jamuni	c 3-5	0-0	4-5	9	4	10	1	2	0	20
00	James, Christian	g 6-12	2-6	1-1	0	3	15	1	0	3	33
11	Young, Trae	g 7-11	6-10	8-10	5	4	28	7	0	0	37
20	McGusty, Kameron	g 2-7	0-1	0-0	2	2	4	0	0	1	27
01	Odomes, Rashard	2-5	1-2	0-1	3	0	5	1	0	1	23
03	Lattin, Khadeem	3-4	0-0	1-2	6	2	7	0	0	0	18
13	Shepherd, Jordan	0-0	0-0	0-0	0	0	0	0	0	0	2
35	Manek, Brady	4-7	2-4	0-0	2	0	10	2	0	0	15
TEAM		6									
TOTALS		29-55	11-23	17-25	40	17	86	13	4	6	200

	1st Half	2nd Half	Game
Field Goals	44.8	61.5	52.7
3-Point FG	53.8	40.0	47.8
Free Throws	71.4	63.6	68.0

Officials: Joe DeRosa, Jeb Hartness, Chance Moore
 Technical Fouls: Kansas State-None. Oklahoma-None.
 Attendance: 12,102

Score by Periods	1st	2nd	Total
Kansas State	35	42	77
Oklahoma	43	43	86

Game 29

TCU 66, K-State 59

Feb. 27, 2018 // Schollmaier Arena // Fort Worth, Texas



Kansas State (20-10, 9-8 Big 12)

No.	Name	FG	3FG	FT	RB	PF	TP	A	BLK	S	MIN
14	Mawien, Makol	f 4-9	0-0	1-2	7	4	9	0	1	1	27
32	Wade, Dean	f 10-14	1-2	3-4	5	0	24	4	1	2	39
02	Diarra, Cartier	g 1-4	1-1	0-0	1	2	3	0	0	2	26
05	Brown, Jr., Barry	g 7-10	2-2	1-2	3	5	17	6	0	2	33
20	Sneed, Xavier	g 1-6	0-1	0-0	7	3	2	3	0	1	33
03	Stokes, Kamau	0-6	0-2	0-0	2	1	0	2	0	1	26
21	Love III, James	1-1	0-0	0-0	2	2	0	0	0	0	4
23	Wainright, Amaad	0-1	0-1	0-0	0	0	0	0	0	2	8
34	Stockard III, Levi	1-2	0-0	0-0	2	1	2	0	0	0	4
TEAM		1									
TOTALS		25-53	4-9	5-8	30	18	59	15	2	11	200

	1st Half	2nd Half	Game
Field Goals	48.1	46.2	47.2
3-Point FG	20.0	75.0	44.4
Free Throws	50.0	75.0	62.5

TCU (21-9, 9-8 Big 12)

No.	Name	FG	3FG	FT	RB	PF	TP	A	BLK	S	MIN
10	Brodziansky, Vlad	f 1-3	1-1	4-4	6	2	7	0	3	0	24
12	Noi, Kouat	f 1-7	0-5	1-4	4	1	3	2	0	0	24
01	Bane, Desmond	g 4-10	1-5	6-6	5	1	15	2	1	3	31
25	Robinson, Alex	g 3-6	0-2	2-4	0	3	8	5	0	2	36
34	Williams, Kenrich	g 7-12	2-4	0-1	11	1	16	3	0	2	36
02	Olden, Shawn	2-4	1-3	0-0	1	1	5	0	0	1	17
15	Miller, J.D.	2-4	0-0	0-0	3	0	4	2	0	1	16
23	Hamdy, Ahmed	3-6	0-0	2-7	5	0	8	0	2	1	16
TEAM		1									
TOTALS		23-52	5-20	15-26	35	10	66	14	6	10	200

	1st Half	2nd Half	Game
Field Goals	54.2	35.7	44.2
3-Point FG	42.9	15.4	25.0
Free Throws	50.0	61.1	57.7

Officials: Mike Stuart, Ray Natili, Lee Cassell
 Technical Fouls: Kansas State-None. TCU-None.
 Attendance: 6,682

Score by Periods	1st	2nd	Total
Kansas State	29	30	59
TCU	33	33	66

Game 31

K-State 77, Baylor 67

March 3, 2018 // Bramlage Coliseum // Manhattan, Kan.



Baylor (18-13, 8-10 Big 12)

No.	Name	FG	3FG	FT	RB	PF	TP	A	BLK	S	MIN
00	Lual-Acuil, Jr., Jo	f 3-7	0-0	0-0	2	2	6	0	0	0	20
11	Vital, Mark	f 0-3	0-0	2-3	6	4	2	1	0	0	21
25	Clark, Tristan	f 1-2	0-0	0-1	1	0	2	1	0	2	15
03	Lindsey, Jake	g 2-5	0-1	1-2	7	4	5	4	0	2	28
20	Lecomte, Manu	g 2-10	1-7	2-2	1	3	7	5	0	0	35
21	Omot, Nuni	8-11	6-9	8-9	4	4	30	0	0	2	31
22	McClure, King	2-3	0-0	0-0	3	4	4	2	0	0	20
31	Maston, Terry	4-8	0-1	3-4	3	0	11	0	0	0	30
TEAM		2									
TOTALS		22-49	7-18	16-21	29	21	67	13	0	6	200

	1st Half	2nd Half	Game
Field Goals	45.0	44.8	44.9
3-Point FG	25.0	50.0	38.9
Free Throws	83.3	73.3	76.2

Kansas State (21-10, 10-8 Big 12)

No.	Name	FG	3FG	FT	RB	PF	TP	A	BLK	S	MIN
14	Mawien, Makol	f 5-7	0-0	4-4	3	5	14	0	1	0	17
32	Wade, Dean	f 9-14	1-2	6-7	7	2	25	1	1	2	39
02	Diarra, Cartier	g 2-4	2-4	2-2	1	1	8	2	0	0	27
05	Brown, Jr., Barry	g 6-9	2-4	4-7	4	3	18	9	0	3	39
20	Sneed, Xavier	g 1-6									

Game 34

K-State 69, Creighton 59

March 16, 2018 // Spectrum Center // Charlotte, N.C.
NCAA South Regional First Round



Kansas State (23-11)												
No.	Name	FG	3FG	FT	RB	PF	TP	A	BLK	S	MIN	
14	Mawien, Makol	f	1-2	1-1	2-2	4	2	5	1	2	2	32
02	Diarra, Cartier	g	2-4	1-2	2-3	4	5	7	3	1	0	17
03	Stokes, Kamau	g	5-9	1-4	0-2	4	1	11	3	0	1	38
05	Brown, Jr., Barry	g	5-14	1-2	7-10	6	1	18	3	2	2	38
20	Sneed, Xavier	g	3-8	2-5	1-3	6	1	9	1	0	1	36
00	McGuirt, Mike		6-10	3-5	2-3	4	0	17	1	0	0	22
01	Sallah, Mawdo		0-0	0-0	0-0	0	0	0	0	0	0	1
11	Patrick, Brian		0-0	0-0	0-0	0	0	0	0	0	0	1
12	Schoen, Mason		0-0	0-0	0-0	0	0	0	0	0	0	1
23	Wainright, Amaad		0-0	0-0	0-2	1	0	0	0	0	0	7
34	Stockard III, Levi		1-3	0-0	0-0	2	1	2	0	0	0	7
TEAM 4												
TOTALS		23-50	9-19	14-25	35	11	69	12	5	6	200	

	1st Half	2nd Half	Game
Field Goals	44.4	47.8	46.0
3-Point FG	45.5	50.0	47.4
Free Throws	37.5	64.7	56.0

Creighton (21-12)												
No.	Name	FG	3FG	FT	RB	PF	TP	A	BLK	S	MIN	
32	Hegner, Toby	f	5-12	1-6	1-1	7	3	12	1	0	0	22
00	Foster, Marcus	g	2-11	1-7	0-0	5	2	5	2	0	1	33
01	Mintz, Davion	g	4-10	2-2	0-0	5	2	10	3	0	0	30
02	Thomas, Khyri	g	4-9	0-3	1-2	7	4	9	4	0	3	37
24	Ballock, Mitch	g	5-14	4-11	2-2	8	3	16	0	0	1	32
04	Harrell, Jr., Ronnie		1-3	0-0	0-0	2	0	2	0	2	1	15
05	Alexander, Iy-Shon		1-5	1-4	0-0	4	3	3	1	0	0	11
11	Clement, Iyler		0-1	0-1	0-0	1	1	0	1	0	0	1
12	Scurry, Jordan		0-0	0-0	0-0	0	0	0	0	0	0	1
14	Joseph, Kaleb		0-0	0-0	0-0	0	0	0	0	0	0	1
41	Epperson, Jacob		1-3	0-0	0-0	1	3	2	0	1	0	16
44	Suarez, Manny		0-0	0-0	0-0	1	0	0	0	0	0	1
TEAM 4												
TOTALS		23-68	9-34	4-5	45	21	59	12	3	6	200	

	1st Half	2nd Half	Game
Field Goals	34.4	33.3	33.8
3-Point FG	25.0	27.8	26.5
Free Throws	0.0	80.0	80.0

Officials: Pat Driscoll, Eric Curry, Rodrick Dickson
Technical Fouls: Kansas State-None. Creighton-None.
Attendance: 17,943

Score by Periods	1st	2nd	Total
Kansas State	32	37	69
Creighton	26	33	59

Game 35

K-State 50, UMBC 43

March 18, 2018 // Spectrum Center // Charlotte, N.C.
NCAA South Regional Second Round



UMBC (25-11)												
No.	Name	FG	3FG	FT	RB	PF	TP	A	BLK	S	MIN	
30	Akin, Daniel	f	1-1	0-0	1-4	5	2	3	0	0	1	17
33	Lamar, Arkel	f	2-8	1-5	0-0	6	2	5	0	0	0	30
10	Lyles, Jaius	g	4-15	1-5	3-6	6	2	12	4	0	4	39
11	Maura, K.J.	g	3-6	2-3	2-3	3	0	10	1	0	2	38
13	Sherburne, Joe	g	0-9	0-4	0-1	3	1	0	0	0	1	32
00	Rogers, Isaiah		1-1	0-0	0-0	1	0	2	0	0	0	0+
01	Rosario, Josh		0-1	0-0	0-0	0	0	0	0	0	0	0+
04	Jabbie, Ishmail		0-0	0-0	0-0	0	0	0	0	0	0	0+
05	Grant, Jourdan		1-3	1-3	3-4	3	5	6	1	2	1	28
12	Horvath, Brandon		0-0	0-0	0-0	1	0	0	0	0	0	0+
23	Curran, Max		2-3	1-2	0-0	0	3	5	0	0	0	14
35	Portmann, Max		0-0	0-0	0-0	0	0	0	0	0	0	0+
35	Gentry, Nolan		0-0	0-0	0-0	0	2	0	0	0	0	2
TEAM 0												
TOTALS		14-47	6-22	9-18	28	17	43	6	2	11	200	

	1st Half	2nd Half	Game
Field Goals	29.2	30.4	29.8
3-Point FG	22.2	30.8	27.3
Free Throws	44.4	55.6	50.0

Kansas State (23-11)												
No.	Name	FG	3FG	FT	RB	PF	TP	A	BLK	S	MIN	
14	Mawien, Makol	f	4-7	0-0	3-4	6	3	11	0	2	0	32
02	Diarra, Cartier	g	2-5	1-2	0-4	7	2	5	0	0	3	34
03	Stokes, Kamau	g	2-6	0-3	0-0	6	2	4	2	0	2	34
05	Brown, Jr., Barry	g	5-13	0-1	8-8	2	4	18	0	0	2	38
20	Sneed, Xavier	g	4-9	0-3	0-0	7	2	8	2	0	4	34
00	McGuirt, Mike		0-2	0-2	2-2	3	1	2	0	0	2	14
12	Schoen, Mason		0-0	0-0	0-0	0	0	0	0	0	0	0+
21	Love III, James		0-0	0-0	0-0	0	0	0	0	0	0	0+
23	Wainright, Amaad		1-2	0-1	0-0	1	1	2	0	0	0	8
34	Stockard III, Levi		0-0	0-0	0-0	0	2	0	0	0	0	6
TEAM 3												
TOTALS		18-44	1-12	13-18	35	17	50	4	2	13	200	

	1st Half	2nd Half	Game
Field Goals	37.5	45.0	40.9
3-Point FG	0.0	25.0	8.3
Free Throws	87.5	60.0	72.2

Officials: Kipp Kissinger, Lamont Simpson, Tony Henderson
Technical Fouls: Kansas State-None. UMBC-None.
Attendance: 18,485

Score by Periods	1st	2nd	Total
UMBC	20	23	43
West Virginia	25	25	50

2017-18 K-State Men's Basketball
Kansas State Individual Game-by-Game (as of Mar 18, 2018)
All games

#00 McGUIRL, Mike

Opponent	Date	gs	min	Total		3-Pointers		Free throws		Rebounds				pf	a	t/o	blk	stl	pts	avg	
				fg-fga	pct	3fg-fga	pct	ft-fa	pct	off	def	tot	avg								
AMERICAN	11/10/1		dnp	-	-	-	-	-	-	-	-	-	-	-	-	-	-	-	-	-	
UMKC	11/14/1		dnp	-	-	-	-	-	-	-	-	-	-	-	-	-	-	-	-	-	
UCIRVINE	11/17/1		dnp	-	-	-	-	-	-	-	-	-	-	-	-	-	-	-	-	-	
NORTHERNARIZONA	11/20/1		dnp	-	-	-	-	-	-	-	-	-	-	-	-	-	-	-	-	-	
ORALROBERTS	11/29/1		dnp	-	-	-	-	-	-	-	-	-	-	-	-	-	-	-	-	-	
at Vanderbilt	12/03/1		dnp	-	-	-	-	-	-	-	-	-	-	-	-	-	-	-	-	-	
USCUPSTATE	12/05/1		dnp	-	-	-	-	-	-	-	-	-	-	-	-	-	-	-	-	-	
TULSA	12/09/1		dnp	-	-	-	-	-	-	-	-	-	-	-	-	-	-	-	-	-	
SEMISSOURISTATE	12/16/1		dnp	-	-	-	-	-	-	-	-	-	-	-	-	-	-	-	-	-	
at Washington State	12/20/1		dnp	-	-	-	-	-	-	-	-	-	-	-	-	-	-	-	-	-	
at Iowa State	12/29/1		dnp	-	-	-	-	-	-	-	-	-	-	-	-	-	-	-	-	-	
WESTVIRGINIA	01/01/1		dnp	-	-	-	-	-	-	-	-	-	-	-	-	-	-	-	-	-	
at Texas Tech	01/06/1		dnp	-	-	-	-	-	-	-	-	-	-	-	-	-	-	-	-	-	
OKLAHOMASTATE	01/10/1		3	0-1	.000	0-1	.000	0-0	.000	0	0	0	0.0	1	0	0	0	0	0	0.0	
at Kansas	01/13/1		3	0-0	.000	0-0	.000	0-0	.000	0	0	0	0.0	0	0	0	0	0	0	0.0	
OKLAHOMA	01/16/1		3	1-3	.333	0-1	.000	0-0	.000	1	0	1	0.3	1	0	0	0	0	2	0.7	
TCU	01/20/1		3	0-0	.000	0-0	.000	0-0	.000	0	1	1	0.5	1	1	1	1	0	0	0.5	
at Baylor	01/22/1		dnp	-	-	-	-	-	-	-	-	-	-	-	-	-	-	-	-	-	
GEORGIA	01/27/1		dnp	-	-	-	-	-	-	-	-	-	-	-	-	-	-	-	-	-	
KANSAS	01/29/1		10	2-4	.500	1-3	.333	0-0	.000	0	1	1	0.6	1	1	0	0	0	5	1.4	
at West Virginia	02/03/1		18	0-4	.000	0-2	.000	2-2	1.00	0	1	1	0.7	0	1	1	0	0	2	1.5	
at Texas	02/07/1		dnp	-	-	-	-	-	-	-	-	-	-	-	-	-	-	-	-	-	
TEXASTECH	02/10/1		3	0-0	.000	0-0	.000	0-0	.000	0	0	0	0.6	0	0	1	0	0	0	1.3	
at Oklahoma State	02/14/1		dnp	-	-	-	-	-	-	-	-	-	-	-	-	-	-	-	-	-	
IOWASTATE	02/17/1		dnp	-	-	-	-	-	-	-	-	-	-	-	-	-	-	-	-	-	
TEXAS	02/21/1		dnp	-	-	-	-	-	-	-	-	-	-	-	-	-	-	-	-	-	
at Oklahoma	02/24/1		dnp	-	-	-	-	-	-	-	-	-	-	-	-	-	-	-	-	-	
at TCU	02/27/1		dnp	-	-	-	-	-	-	-	-	-	-	-	-	-	-	-	-	-	
BAYLOR	03/03/1		dnp	-	-	-	-	-	-	-	-	-	-	-	-	-	-	-	-	-	
vs TCU	03/08/1		dnp	-	-	-	-	-	-	-	-	-	-	-	-	-	-	-	-	-	
vs Kansas	03/09/1		21	1-3	.333	0-0	.000	2-4	.500	1	3	4	1.0	1	4	0	0	0	4	1.6	
vs Creighton	03/16/1		22	6-10	.600	3-5	.600	2-3	.667	1	3	4	1.3	0	1	0	0	0	17	3.3	
vs UMBC	03/18/1		14	0-2	.000	0-2	.000	2-2	1.00	1	2	3	1.5	1	0	3	0	2	2	3.2	
Totals			0	100	10-27	.370	4-14	.286	8-11	.727	4	11	15	1.5	6	8	6	1	2	32	3.2

Games played: 10
Minutes/game: 10.0
Points/game: 3.2
FG Pct: 37.0
3FG Pct: 28.6
FT Pct: 72.7

Rebounds/game: 1.5
Assists/game: 0.8
Turnovers/game: 0.6
Assist/turnoverratio: 1.3
Steals/game: 0.2
Blocks/game: 0.1

2017-18 K-State Men's Basketball
Kansas State Individual Game-by-Game (as of Mar 18, 2018)
All games

#01 SALLAH, Mawdo

Opponent	Date	gs	min	Total		3-Pointers		Free throws		Rebounds				pf	a	t/o	blk	stl	pts	avg	
				fg-fga	pct	3fg-fga	pct	ft-fta	pct	off	def	tot	avg								
AMERICAN	11/10/1		13	1-2	.500	0-0	.000	0-0	.000	2	4	6	6.0	0	0	1	1	1	2	2.0	
UMKC	11/14/1		20	5-6	.833	0-0	.000	1-2	.500	3	6	9	7.5	3	0	1	1	0	11	6.5	
UCIRVINE	11/17/1		14	1-3	.333	0-0	.000	2-4	.500	1	3	4	6.3	2	1	1	0	0	4	5.7	
NORTHERNARIZONA	11/20/1		15	1-1	1.00	0-0	.000	0-0	.000	0	5	5	6.0	3	2	0	0	0	2	4.8	
vs ARIZONASTATE	11/23/1		23	0-0	.000	0-0	.000	0-0	.000	0	2	2	5.2	3	0	0	0	0	0	3.8	
vs GEORGE WASH	11/24/1		9	0-0	.000	0-0	.000	0-0	.000	1	2	3	4.8	1	0	0	0	0	0	3.2	
ORALROBERTS	11/29/1		14	2-3	.667	0-0	.000	0-0	.000	1	0	1	4.3	3	0	0	1	0	4	3.3	
at Vanderbilt	12/03/1		10	1-1	1.00	0-0	.000	0-0	.000	0	0	0	3.8	4	0	1	1	0	2	3.1	
USCUPSTATE	12/05/1		9	2-4	.500	0-0	.000	3-3	1.00	0	3	3	3.7	0	0	0	1	0	7	3.6	
TULSA	12/09/1		5	0-0	.000	0-0	.000	0-0	.000	1	0	1	3.4	3	0	2	0	0	0	3.2	
SEMISSOURISTATE	12/16/1		5	0-1	.000	0-0	.000	0-0	.000	0	1	1	3.2	1	1	1	1	0	0	2.9	
at Washington State	12/20/1		2	0-0	.000	0-0	.000	0-0	.000	1	1	2	3.1	0	0	0	0	0	0	2.7	
at Iowa State	12/29/1		2	0-1	.000	0-0	.000	0-0	.000	0	1	1	2.9	0	0	1	0	0	0	2.5	
WESTVIRGINIA	01/01/1		dnp	-	-	-	-	-	-	-	-	-	-	-	-	-	-	-	-	-	
at Texas Tech	01/06/1		8	1-1	1.00	0-0	.000	0-3	.000	0	1	1	2.8	3	0	0	1	1	2	2.4	
OKLAHOMASTATE	01/10/1		4	1-2	.500	0-0	.000	1-2	.500	0	1	1	2.7	0	0	1	0	0	3	2.5	
at Kansas	01/13/1		dnp	-	-	-	-	-	-	-	-	-	-	-	-	-	-	-	-	-	
OKLAHOMA	01/16/1		3	0-0	.000	0-0	.000	0-0	.000	0	0	0	2.5	0	0	0	0	0	0	2.3	
TCU	01/20/1		dnp	-	-	-	-	-	-	-	-	-	-	-	-	-	-	-	-	-	
at Baylor	01/22/1		1	0-1	.000	0-0	.000	0-0	.000	0	0	0	2.4	0	0	0	0	0	0	2.2	
GEORGIA	01/27/1		2	0-0	.000	0-0	.000	0-0	.000	0	0	0	2.2	0	0	0	0	0	0	2.1	
KANSAS	01/29/1		dnp	-	-	-	-	-	-	-	-	-	-	-	-	-	-	-	-	-	
at West Virginia	02/03/1		dnp	-	-	-	-	-	-	-	-	-	-	-	-	-	-	-	-	-	
at Texas	02/07/1		dnp	-	-	-	-	-	-	-	-	-	-	-	-	-	-	-	-	-	
TEXASTECH	02/10/1		dnp	-	-	-	-	-	-	-	-	-	-	-	-	-	-	-	-	-	
at Oklahoma State	02/14/1		dnp	-	-	-	-	-	-	-	-	-	-	-	-	-	-	-	-	-	
IOWASTATE	02/17/1		dnp	-	-	-	-	-	-	-	-	-	-	-	-	-	-	-	-	-	
TEXAS	02/21/1		dnp	-	-	-	-	-	-	-	-	-	-	-	-	-	-	-	-	-	
at Oklahoma	02/24/1		dnp	-	-	-	-	-	-	-	-	-	-	-	-	-	-	-	-	-	
at TCU	02/27/1		dnp	-	-	-	-	-	-	-	-	-	-	-	-	-	-	-	-	-	
BAYLOR	03/03/1		dnp	-	-	-	-	-	-	-	-	-	-	-	-	-	-	-	-	-	
vs TCU	03/08/1		dnp	-	-	-	-	-	-	-	-	-	-	-	-	-	-	-	-	-	
vs Kansas	03/09/1		0	0-1	.000	0-0	.000	0-0	.000	0	0	0	2.1	0	0	0	0	0	0	1.9	
vs Creighton	03/16/1		1	0-0	.000	0-0	.000	0-0	.000	0	0	0	2.0	0	0	0	0	0	0	1.9	
vs UMBC	03/18/1		dnp	-	-	-	-	-	-	-	-	-	-	-	-	-	-	-	-	-	
Totals			0	160	15-27	.556	0-0	.000	7-14	.500	10	30	40	2.0	26	4	9	7	2	37	1.9

Games played: 20
Minutes/game: 8.0
Points/game: 1.9
FG Pct: 55.6
FT Pct: 50.0

Rebounds/game: 2.0
Assists/game: 0.2
Turnovers/game: 0.5
Assist/turnoverratio: 0.4
Steals/game: 0.1
Blocks/game: 0.4

2017-18 K-State Men's Basketball
Kansas State Individual Game-by-Game (as of Mar 18, 2018)
All games

#02 DIARRA, Cartier

Opponent	Date	gs	min	Total		3-Pointers		Free throws		Rebounds				pf	a	t/o	blk	stl	pts	avg	
				fg-fga	pct	3fg-fga	pct	ft-fa	pct	off	def	tot	avg								
AMERICAN	11/10/1		23	4-5	.800	4-4	1.00	1-2	.500	0	2	2	2.0	2	4	4	0	1	13	13.0	
UMKC	11/14/1		22	0-2	.000	0-1	.000	2-2	1.00	1	1	2	2.0	3	2	1	0	1	2	7.5	
UCIRVINE	11/17/1		21	3-6	.500	2-3	.667	2-2	1.00	1	0	1	1.7	2	1	0	0	0	10	8.3	
NORTHERNARIZONA	11/20/1		16	0-3	.000	0-2	.000	0-0	.000	1	0	1	1.5	5	2	2	0	2	0	6.3	
vs ARIZONASTATE	11/23/1		19	2-3	.667	0-1	.000	0-0	.000	0	1	1	1.4	3	2	6	0	0	4	5.8	
vs GEORGE WASH	11/24/1		13	0-3	.000	0-2	.000	0-0	.000	1	1	2	1.5	0	1	0	0	0	0	4.8	
ORALROBERTS	11/29/1		12	2-3	.667	1-2	.500	0-1	.000	0	1	1	1.4	3	2	0	0	1	5	4.9	
at Vanderbilt	12/03/1		13	2-3	.667	0-0	.000	0-0	.000	0	2	2	1.5	3	2	0	0	1	4	4.8	
USCUPSTATE	12/05/1		23	3-6	.500	1-4	.250	1-2	.500	1	2	3	1.7	2	3	0	0	0	8	5.1	
TULSA	12/09/1		10	0-2	.000	0-2	.000	0-0	.000	0	0	0	1.5	2	1	1	0	0	0	4.6	
SEMISSOURISTATE	12/16/1		4	0-1	.000	0-0	.000	0-0	.000	0	0	0	1.4	0	0	0	0	0	0	4.2	
at Washington State	12/20/1		9	0-1	.000	0-1	.000	0-0	.000	0	2	2	1.4	0	0	0	0	0	0	3.8	
at Iowa State	12/29/1		16	1-1	1.00	0-0	.000	0-0	.000	0	1	1	1.4	2	1	1	0	0	2	3.7	
WESTVIRGINIA	01/01/1		14	2-4	.500	1-1	1.00	1-1	1.00	0	0	0	1.3	4	0	1	0	0	6	3.9	
at Texas Tech	01/06/1		30	3-5	.600	2-3	.667	3-4	.750	0	1	1	1.3	2	2	3	0	0	11	4.3	
OKLAHOMASTATE	01/10/1	*	37	6-12	.500	2-3	.667	3-3	1.00	1	3	4	1.4	2	4	3	0	1	17	5.1	
at Kansas	01/13/1	*	35	7-11	.636	3-5	.600	1-2	.500	0	4	4	1.6	2	0	3	0	2	18	5.9	
OKLAHOMA	01/16/1	*	35	6-8	.750	2-3	.667	2-2	1.00	0	2	2	1.6	1	5	4	0	2	16	6.4	
TCU	01/20/1	*	27	2-5	.400	1-3	.333	1-1	1.00	0	3	3	1.7	4	1	2	0	0	6	6.4	
at Baylor	01/22/1	*	34	3-5	.600	1-2	.500	3-3	1.00	1	1	2	1.7	4	6	2	0	1	10	6.6	
GEORGIA	01/27/1	*	36	4-7	.571	0-3	.000	4-4	1.00	0	3	3	1.8	2	5	3	1	1	12	6.9	
KANSAS	01/29/1	*	34	1-4	.250	1-3	.333	2-2	1.00	1	2	3	1.8	3	3	1	0	2	5	6.8	
at West Virginia	02/03/1	*	19	2-5	.400	2-3	.667	0-0	.000	1	0	1	1.8	2	1	1	0	0	6	6.7	
at Texas	02/07/1	*	28	6-9	.667	1-3	.333	0-0	.000	1	3	4	1.9	2	3	3	0	1	13	7.0	
TEXASTECH	02/10/1	*	27	1-7	.143	0-3	.000	7-9	.778	5	2	7	2.1	0	0	5	1	2	9	7.1	
at Oklahoma State	02/14/1	*	25	3-4	.750	0-1	.000	2-2	1.00	0	3	3	2.1	2	2	1	0	1	8	7.1	
IOWASTATE	02/17/1	*	17	3-5	.600	2-3	.667	0-0	.000	1	0	1	2.1	3	1	2	0	0	8	7.1	
TEXAS	02/21/1	*	31	4-9	.444	0-3	.000	4-4	1.00	0	3	3	2.1	2	2	0	0	12	7.3		
at Oklahoma	02/24/1	*	28	3-9	.333	0-2	.000	1-4	.250	2	2	4	2.2	3	1	1	0	1	7	7.3	
at TCU	02/27/1	*	26	1-4	.250	1-1	1.00	0-0	.000	1	0	1	2.1	2	0	5	0	2	3	7.2	
BAYLOR	03/03/1	*	27	2-4	.500	2-4	.500	2-2	1.00	0	1	1	2.1	1	2	1	0	0	8	7.2	
vs TCU	03/08/1	*	33	2-6	.333	0-2	.000	1-2	.500	0	5	5	2.2	1	5	1	0	1	5	7.1	
vs Kansas	03/09/1	*	32	4-7	.571	1-2	.500	0-1	.000	0	4	4	2.2	5	4	6	0	0	9	7.2	
vs Creighton	03/16/1	*	17	2-4	.500	1-2	.500	2-3	.667	0	4	4	2.3	5	3	1	1	0	7	7.2	
vs UMBC	03/18/1	*	34	2-5	.400	1-2	.500	0-4	.000	1	6	7	2.4	2	0	2	0	3	5	7.1	
Totals			20	827	86-178	.483	32-79	.405	45-62	.726	20	65	85	2.4	81	71	68	3	26	249	7.1

Games played: 35
Minutes/game: 23.6
Points/game: 7.1
FG Pct: 48.3
3FG Pct: 40.5
FT Pct: 72.6

Rebounds/game: 2.4
Assists/game: 2.0
Turnovers/game: 1.9
Assist/turnover ratio: 1.0
Steals/game: 0.7
Blocks/game: 0.1

2017-18 K-State Men's Basketball
Kansas State Individual Game-by-Game (as of Mar 18, 2018)
All games

#03 STOKES, Kamau

Opponent	Date	gs	min	Total		3-Pointers		Free throws		Rebounds				pf	a	t/o	blk	stl	pts	avg
				fg-fga	pct	3fg-fga	pct	ft-fta	pct	off	def	tot	avg							
AMERICAN	11/10/1	*	22	2-7	.286	2-5	.400	4-6	.667	0	3	3	3.0	1	7	3	0	0	10	10.0
UMKC	11/14/1	*	25	1-8	.125	1-3	.333	4-7	.571	1	2	3	3.0	0	1	2	0	2	7	8.5
UCIRVINE	11/17/1	*	28	4-8	.500	1-3	.333	5-6	.833	0	2	2	2.7	2	3	0	0	2	14	10.3
NORTHERNARIZONA	11/20/1	*	29	7-13	.538	2-6	.333	0-0	.000	1	0	1	2.3	0	2	0	0	3	16	11.8
vsARIZONASTATE	11/23/1	*	31	7-10	.700	7-10	.700	2-2	1.00	1	0	1	2.0	3	5	3	0	1	23	14.0
vsGEORGE WASH	11/24/1	*	36	6-11	.545	3-5	.600	4-4	1.00	0	1	1	1.8	2	2	1	0	2	19	14.8
ORALROBERTS	11/29/1	*	35	3-11	.273	2-6	.333	4-6	.667	1	5	6	2.4	1	5	3	0	3	12	14.4
at Vanderbilt	12/03/1	*	36	6-11	.545	2-5	.400	6-6	1.00	1	0	1	2.3	2	6	0	0	20	15.1	
USCUPSTATE	12/05/1	*	26	6-8	.750	5-7	.714	0-0	.000	0	3	3	2.3	0	5	3	0	0	17	15.3
TULSA	12/09/1	*	35	3-13	.231	1-9	.111	4-6	.667	0	4	4	2.5	1	4	1	0	0	11	14.9
SEMISSOURISTATE	12/16/1	*	33	5-10	.500	2-5	.400	0-0	.000	1	4	5	2.7	1	9	5	0	1	12	14.6
at Washington State	12/20/1	*	37	3-10	.300	1-4	.250	2-4	.500	0	4	4	2.8	1	7	0	0	1	9	14.2
at Iowa State	12/29/1	*	32	7-13	.538	4-5	.800	5-6	.833	0	3	3	2.8	4	7	4	0	3	23	14.8
WESTVIRGINIA	01/01/1	*	38	0-10	.000	0-7	.000	6-7	.857	0	1	1	2.7	1	6	2	0	2	6	14.2
at Texas Tech	01/06/1	*	15	1-1	1.00	0-0	.000	0-0	.000	0	1	1	2.6	1	0	2	0	1	2	13.4
OKLAHOMASTATE	01/10/1	dnp	-	-	-	-	-	-	-	-	-	-	-	-	-	-	-	-	-	-
at Kansas	01/13/1	dnp	-	-	-	-	-	-	-	-	-	-	-	-	-	-	-	-	-	-
OKLAHOMA	01/16/1	dnp	-	-	-	-	-	-	-	-	-	-	-	-	-	-	-	-	-	-
TCU	01/20/1	dnp	-	-	-	-	-	-	-	-	-	-	-	-	-	-	-	-	-	-
at Baylor	01/22/1	dnp	-	-	-	-	-	-	-	-	-	-	-	-	-	-	-	-	-	-
GEORGIA	01/27/1	dnp	-	-	-	-	-	-	-	-	-	-	-	-	-	-	-	-	-	-
KANSAS	01/29/1	dnp	-	-	-	-	-	-	-	-	-	-	-	-	-	-	-	-	-	-
at West Virginia	02/03/1	10	0-3	.000	0-3	.000	2-2	1.00	0	0	0	2.4	0	4	1	0	0	2	12.7	
at Texas	02/07/1	14	0-2	.000	0-2	.000	0-0	.000	0	1	1	2.4	0	3	1	0	0	0	11.9	
TEXASTECH	02/10/1	14	1-2	.500	0-1	.000	2-2	1.00	0	1	1	2.3	4	2	2	0	0	4	11.5	
at Oklahoma State	02/14/1	25	4-7	.571	3-4	.750	0-1	.000	0	3	3	2.3	1	3	0	0	1	11	11.5	
IOWASTATE	02/17/1	26	2-7	.286	1-5	.200	0-1	.000	0	2	2	2.3	1	5	1	0	1	5	11.2	
TEXAS	02/21/1	13	0-2	.000	0-1	.000	0-0	.000	0	3	3	2.3	0	0	4	0	0	0	10.6	
at Oklahoma	02/24/1	17	0-4	.000	0-3	.000	2-2	1.00	0	0	0	2.2	0	0	3	0	0	2	10.2	
at TCU	02/27/1	26	0-6	.000	0-2	.000	0-0	.000	0	2	2	2.2	1	2	1	0	1	0	9.8	
BAYLOR	03/03/1	24	2-6	.333	1-5	.200	2-2	1.00	0	2	2	2.2	3	1	2	0	2	7	9.7	
vs TCU	03/08/1	13	1-5	.200	0-2	.000	0-0	.000	1	0	1	2.2	2	1	1	0	1	2	9.4	
vs Kansas	03/09/1	*	30	1-9	.111	0-4	.000	0-0	.000	0	4	4	2.2	1	1	2	0	1	2	9.1
vs Creighton	03/16/1	*	38	5-9	.556	1-4	.250	0-2	.000	0	4	4	2.3	1	3	2	0	1	11	9.1
vs UMBC	03/18/1	*	34	2-6	.333	0-3	.000	0-0	.000	2	4	6	2.4	2	4	0	2	4	9.0	
Totals		18	742	79-212	.373	39-119	.328	54-72	.750	9	59	68	2.4	36	96	53	0	31	251	9.0

Games played: 28
Minutes/game: 26.5
Points/game: 9.0
FG Pct: 37.3
3FG Pct: 32.8
FT Pct: 75.0

Rebounds/game: 2.4
Assists/game: 3.4
Turnovers/game: 1.9
Assist/turnover ratio: 1.8
Steals/game: 1.1

2017-18 K-State Men's Basketball
Kansas State Individual Game-by-Game (as of Mar 18, 2018)
All games

#05 BROWN, Barry

Opponent	Date	gs	min	Total		3-Pointers		Free throws		Rebounds				pf	a	t/o	blk	stl	pts	avg	
				fg-fga	pct	3fg-fga	pct	ft-fa	pct	off	def	tot	avg								
AMERICAN	11/10/1	*	23	3-9	.333	2-4	.500	2-2	1.00	0	3	3	3.0	1	2	1	0	1	10	10.0	
UMKC	11/14/1	*	27	4-10	.400	1-4	.250	5-6	.833	0	4	4	3.5	0	4	1	1	1	14	12.0	
UCIRVINE	11/17/1	*	28	2-11	.182	1-2	.500	0-0	.000	0	4	4	3.7	2	4	2	0	3	5	9.7	
NORTHERNARIZONA	11/20/1	*	28	9-13	.692	0-1	.000	2-2	1.00	0	2	2	3.3	1	4	2	0	6	20	12.3	
vs ARIZONASTATE	11/23/1	*	38	10-19	.526	4-9	.444	3-4	.750	2	2	4	3.4	4	0	2	0	1	27	15.2	
vs GEORGE WASH	11/24/1	*	32	5-11	.455	0-2	.000	5-6	.833	1	1	2	3.2	1	3	1	0	1	15	15.2	
ORALROBERTS	11/29/1	*	34	4-9	.444	0-4	.000	1-2	.500	0	0	0	2.7	1	5	3	1	1	9	14.3	
at Vanderbilt	12/03/1	*	35	6-12	.500	1-1	1.00	5-5	1.00	0	2	2	2.6	4	0	2	0	2	18	14.8	
USCUPSTATE	12/05/1	*	23	5-10	.500	3-7	.429	2-2	1.00	1	4	5	2.9	3	4	3	0	2	15	14.8	
TULSA	12/09/1	*	38	4-13	.308	0-7	.000	2-3	.667	1	2	3	2.9	5	1	3	0	1	10	14.3	
SEMISSOURISTATE	12/16/1	*	37	3-10	.300	1-5	.200	0-0	.000	1	3	4	3.0	0	7	2	1	3	7	13.6	
at Washington State	12/20/1	*	34	8-17	.471	1-5	.200	6-6	1.00	1	5	6	3.3	2	1	1	0	0	23	14.4	
at Iowa State	12/29/1	*	38	7-14	.500	1-4	.250	6-9	.667	2	0	2	3.2	2	4	4	0	2	21	14.9	
WESTVIRGINIA	01/01/1	*	35	5-13	.385	2-6	.333	2-4	.500	0	0	0	2.9	2	2	7	0	3	14	14.9	
at Texas Tech	01/06/1	*	39	6-12	.500	2-5	.400	10-13	.769	0	0	0	2.7	3	1	3	0	1	24	15.5	
OKLAHOMASTATE	01/10/1	*	36	12-17	.706	3-4	.750	11-16	.688	0	2	2	2.7	2	2	1	0	6	38	16.9	
at Kansas	01/13/1	*	39	5-14	.357	1-4	.250	1-1	1.00	1	4	5	2.8	1	6	3	0	1	12	16.6	
OKLAHOMA	01/16/1	*	36	10-17	.588	0-2	.000	4-4	1.00	0	2	2	2.8	2	5	1	0	3	24	17.0	
TCU	01/20/1	*	40	5-11	.455	2-4	.500	3-4	.750	0	0	0	2.6	1	9	4	0	2	15	16.9	
at Baylor	01/22/1	*	40	9-16	.563	4-8	.500	12-12	1.00	1	4	5	2.8	4	5	2	0	2	34	17.8	
GEORGIA	01/27/1	*	40	2-9	.222	0-1	.000	5-6	.833	0	5	5	2.9	3	2	2	0	1	9	17.3	
KANSAS	01/29/1	*	38	4-16	.250	0-4	.000	1-1	1.00	2	2	4	2.9	3	5	4	0	3	9	17.0	
at West Virginia	02/03/1	*	31	0-3	.000	0-1	.000	1-2	.500	2	4	6	3.0	3	3	6	0	0	1	16.3	
at Texas	02/07/1	*	40	5-10	.500	1-2	.500	0-1	.000	0	6	6	3.2	2	6	3	0	1	11	16.0	
TEXASTECH	02/10/1	*	36	2-11	.182	0-3	.000	3-5	.600	0	2	2	3.1	3	2	1	0	2	7	15.7	
at Oklahoma State	02/14/1	*	37	6-12	.500	1-3	.333	12-14	.857	1	2	3	3.1	1	3	1	0	1	25	16.0	
IOWASTATE	02/17/1	*	38	8-14	.571	2-4	.500	2-3	.667	0	2	2	3.1	0	3	1	0	2	20	16.2	
TEXAS	02/21/1	*	37	5-10	.500	1-1	1.00	5-7	.714	1	3	4	3.1	1	1	4	0	0	16	16.2	
at Oklahoma	02/24/1	*	38	12-22	.545	2-7	.286	2-4	.500	0	3	3	3.1	4	1	1	0	2	28	16.6	
at TCU	02/27/1	*	33	7-10	.700	2-2	1.00	1-2	.500	2	1	3	3.1	5	6	5	0	2	17	16.6	
BAYLOR	03/03/1	*	39	6-9	.667	2-4	.500	4-7	.571	0	4	4	3.1	3	9	3	0	3	18	16.6	
vs TCU	03/08/1	*	44	4-11	.364	0-1	.000	3-5	.600	0	5	5	3.2	2	2	3	0	1	11	16.5	
vs Kansas	03/09/1	*	1	0-0	.000	0-0	.000	0-0	.000	0	0	0	3.1	0	0	0	0	0	0	16.0	
vs Creighton	03/16/1	*	38	5-14	.357	1-2	.500	7-10	.700	2	4	6	3.2	1	3	3	2	2	18	16.0	
vs UMBC	03/18/1	*	38	5-13	.385	0-1	.000	8-8	1.00	0	2	2	3.1	4	0	6	0	2	18	16.1	
Totals			35	1208	193-422	.457	41-124	.331	136-176	.773	21	89	110	3.1	76	115	91	5	64	563	16.1

Games played: 35
Minutes/game: 34.5
Points/game: 16.1
FG Pct: 45.7
3FG Pct: 33.1
FT Pct: 77.3

Rebounds/game: 3.1
Assists/game: 3.3
Turnovers/game: 2.6
Assist/turnoverratio: 1.3
Steals/game: 1.8
Blocks/game: 0.1

2017-18 K-State Men's Basketball
Kansas State Individual Game-by-Game (as of Mar 18, 2018)
All games

#11 PATRICK, Brian

Opponent	Date	gs	min	Total		3-Pointers		Free throws		Rebounds				pf	a	t/o	blk	stl	pts	avg
				fg-fga	pct	3fg-fga	pct	ft-fa	pct	off	def	tot	avg							
AMERICAN	11/10/1		dnp	-	-	-	-	-	-	-	-	-	-	-	-	-	-	-	-	-
UMKC	11/14/1		12	0-3	.000	0-2	.000	0-0	.000	1	2	3	3.0	4	2	1	0	0	0	0.0
UCIRVINE	11/17/1		15	2-4	.500	2-4	.500	0-0	.000	1	2	3	3.0	1	3	0	0	0	6	3.0
NORTHERNARIZONA	11/20/1		16	2-6	.333	1-5	.200	0-0	.000	0	1	1	2.3	3	0	3	0	0	5	3.7
vs ARIZONASTATE	11/23/1		2	0-0	.000	0-0	.000	0-0	.000	0	0	0	1.8	0	0	0	0	0	0	2.8
vs GEORGE WASH	11/24/1		8	0-1	.000	0-1	.000	0-0	.000	0	0	0	1.4	0	0	0	0	0	0	2.2
ORALROBERTS	11/29/1		5	1-4	.250	1-4	.250	0-0	.000	0	0	0	1.2	1	0	0	0	0	3	2.3
at Vanderbilt	12/03/1		3	0-0	.000	0-0	.000	0-0	.000	0	0	0	1.0	0	0	0	0	0	0	2.0
USCUPSTATE	12/05/1		10	1-1	1.00	1-1	1.00	0-0	.000	0	0	0	0.9	3	0	0	0	0	3	2.1
TULSA	12/09/1		2	0-1	.000	0-1	.000	0-0	.000	1	0	1	0.9	0	0	0	0	0	0	1.9
SEMISSOURISTATE	12/16/1		17	3-5	.600	1-3	.333	0-0	.000	0	1	1	0.9	2	1	0	0	0	7	2.4
at Washington State	12/20/1		4	1-2	.500	1-2	.500	0-0	.000	0	0	0	0.8	0	0	0	0	0	3	2.5
at Iowa State	12/29/1		5	0-2	.000	0-2	.000	0-0	.000	0	1	1	0.8	0	1	0	0	0	0	2.3
WESTVIRGINIA	01/01/1		8	1-2	.500	1-2	.500	0-0	.000	1	0	1	0.8	3	1	0	0	1	3	2.3
at Texas Tech	01/06/1		5	0-0	.000	0-0	.000	0-0	.000	0	0	0	0.8	0	0	0	0	0	0	2.1
OKLAHOMASTATE	01/10/1		14	1-3	.333	1-3	.333	0-0	.000	0	0	0	0.7	2	1	0	0	0	3	2.2
at Kansas	01/13/1		6	0-1	.000	0-1	.000	0-0	.000	1	0	1	0.8	1	0	0	0	1	0	2.1
OKLAHOMA	01/16/1		15	1-3	.333	1-2	.500	0-0	.000	0	0	0	0.7	1	0	0	0	1	3	2.1
TCU	01/20/1		16	2-2	1.00	0-0	.000	0-0	.000	0	2	2	0.8	3	0	1	0	2	4	2.2
at Baylor	01/22/1		5	0-0	.000	0-0	.000	0-0	.000	0	1	1	0.8	1	0	0	0	0	0	2.1
GEORGIA	01/27/1		5	0-0	.000	0-0	.000	0-0	.000	0	0	0	0.8	0	0	0	0	0	0	2.0
KANSAS	01/29/1		12	0-3	.000	0-3	.000	0-0	.000	0	1	1	0.8	1	0	0	0	0	0	1.9
at West Virginia	02/03/1		6	0-2	.000	0-2	.000	2-2	1.00	0	0	0	0.7	1	1	0	0	0	2	1.9
at Texas	02/07/1		dnp	-	-	-	-	-	-	-	-	-	-	-	-	-	-	-	-	-
TEXASTECH	02/10/1		3	0-1	.000	0-1	.000	0-0	.000	0	0	0	0.7	0	0	0	0	0	0	1.8
at Oklahoma State	02/14/1		dnp	-	-	-	-	-	-	-	-	-	-	-	-	-	-	-	-	-
IOWASTATE	02/17/1		dnp	-	-	-	-	-	-	-	-	-	-	-	-	-	-	-	-	-
TEXAS	02/21/1		dnp	-	-	-	-	-	-	-	-	-	-	-	-	-	-	-	-	-
at Oklahoma	02/24/1		dnp	-	-	-	-	-	-	-	-	-	-	-	-	-	-	-	-	-
at TCU	02/27/1		dnp	-	-	-	-	-	-	-	-	-	-	-	-	-	-	-	-	-
BAYLOR	03/03/1		dnp	-	-	-	-	-	-	-	-	-	-	-	-	-	-	-	-	-
vs TCU	03/08/1		dnp	-	-	-	-	-	-	-	-	-	-	-	-	-	-	-	-	-
vs Kansas	03/09/1		8	0-1	.000	0-1	.000	0-0	.000	0	0	0	0.7	0	0	1	0	0	0	1.8
vs Creighton	03/16/1		1	0-0	.000	0-0	.000	0-0	.000	0	0	0	0.6	0	0	0	0	0	0	1.7
vs UMBC	03/18/1		dnp	-	-	-	-	-	-	-	-	-	-	-	-	-	-	-	-	-
Totals		0	203	15-47	.319	10-40	.250	2-2	1.00	5	11	16	0.6	27	10	6	0	5	42	1.7

Games played: 25
Minutes/game: 8.1
Points/game: 1.7
FG Pct: 31.9
3FG Pct: 25.0
FT Pct: 100.0

Rebounds/game: 0.6
Assists/game: 0.4
Turnovers/game: 0.2
Assist/turnoverratio: 1.7
Steals/game: 0.2

2017-18 K-State Men's Basketball
Kansas State Individual Game-by-Game (as of Mar 18, 2018)
All games

#12 SCHOEN, Mason

Opponent	Date	gs	min	Total		3-Pointers		Free throws		Rebounds				pf	a	t/o	blk	stl	pts	avg	
				fg-fga	pct	3fg-fga	pct	ft-fta	pct	off	def	tot	avg								
AMERICAN	11/10/1		4	0-1	.000	0-1	.000	0-0	.000	0	0	0	0.0	0	0	1	0	0	0	0.0	
UMKC	11/14/1		2	0-1	.000	0-1	.000	0-0	.000	0	0	0	0.0	0	0	0	0	0	0	0.0	
UCIRVINE	11/17/1		4	0-0	.000	0-0	.000	0-0	.000	0	0	0	0.0	0	0	0	0	0	0	0.0	
NORTHERNARIZONA	11/20/1		2	0-0	.000	0-0	.000	0-0	.000	0	0	0	0.0	0	0	0	0	0	0	0.0	
vsARIZONASTATE	11/23/1		dnp	-	-	-	-	-	-	-	-	-	-	-	-	-	-	-	-	-	
vsGEORGE WASH	11/24/1		dnp	-	-	-	-	-	-	-	-	-	-	-	-	-	-	-	-	-	
ORALROBERTS	11/29/1		dnp	-	-	-	-	-	-	-	-	-	-	-	-	-	-	-	-	-	
at Vanderbilt	12/03/1		dnp	-	-	-	-	-	-	-	-	-	-	-	-	-	-	-	-	-	
USCUPSTATE	12/05/1		2	0-0	.000	0-0	.000	0-0	.000	0	0	0	0.0	0	1	0	0	0	0	0.0	
TULSA	12/09/1		dnp	-	-	-	-	-	-	-	-	-	-	-	-	-	-	-	-	-	
SEMISSOURISTATE	12/16/1		2	0-1	.000	0-0	.000	0-0	.000	0	0	0	0.0	0	0	0	0	0	0	0.0	
at Washington State	12/20/1		dnp	-	-	-	-	-	-	-	-	-	-	-	-	-	-	-	-	-	
at Iowa State	12/29/1		dnp	-	-	-	-	-	-	-	-	-	-	-	-	-	-	-	-	-	
WESTVIRGINIA	01/01/1		dnp	-	-	-	-	-	-	-	-	-	-	-	-	-	-	-	-	-	
at Texas Tech	01/06/1		dnp	-	-	-	-	-	-	-	-	-	-	-	-	-	-	-	-	-	
OKLAHOMASTATE	01/10/1		dnp	-	-	-	-	-	-	-	-	-	-	-	-	-	-	-	-	-	
at Kansas	01/13/1		dnp	-	-	-	-	-	-	-	-	-	-	-	-	-	-	-	-	-	
OKLAHOMA	01/16/1		1	0-0	.000	0-0	.000	0-0	.000	0	0	0	0.0	0	0	0	0	0	0	0.0	
TCU	01/20/1		dnp	-	-	-	-	-	-	-	-	-	-	-	-	-	-	-	-	-	
at Baylor	01/22/1		dnp	-	-	-	-	-	-	-	-	-	-	-	-	-	-	-	-	-	
GEORGIA	01/27/1		dnp	-	-	-	-	-	-	-	-	-	-	-	-	-	-	-	-	-	
KANSAS	01/29/1		dnp	-	-	-	-	-	-	-	-	-	-	-	-	-	-	-	-	-	
at West Virginia	02/03/1		1	0-0	.000	0-0	.000	0-0	.000	0	0	0	0.0	0	0	0	0	0	0	0.0	
at Texas	02/07/1		dnp	-	-	-	-	-	-	-	-	-	-	-	-	-	-	-	-	-	
TEXASTECH	02/10/1		dnp	-	-	-	-	-	-	-	-	-	-	-	-	-	-	-	-	-	
at Oklahoma State	02/14/1		dnp	-	-	-	-	-	-	-	-	-	-	-	-	-	-	-	-	-	
IOWASTATE	02/17/1		dnp	-	-	-	-	-	-	-	-	-	-	-	-	-	-	-	-	-	
TEXAS	02/21/1		dnp	-	-	-	-	-	-	-	-	-	-	-	-	-	-	-	-	-	
at Oklahoma	02/24/1		dnp	-	-	-	-	-	-	-	-	-	-	-	-	-	-	-	-	-	
at TCU	02/27/1		dnp	-	-	-	-	-	-	-	-	-	-	-	-	-	-	-	-	-	
BAYLOR	03/03/1		0	0-1	.000	0-0	.000	0-0	.000	0	0	0	0.0	0	0	0	0	0	0	0.0	
vs TCU	03/08/1		dnp	-	-	-	-	-	-	-	-	-	-	-	-	-	-	-	-	-	
vs Kansas	03/09/1		0	0-0	.000	0-0	.000	0-0	.000	0	0	0	0.0	0	0	0	0	0	0	0.0	
vs Creighton	03/16/1		1	0-0	.000	0-0	.000	0-0	.000	0	0	0	0.0	0	0	0	0	0	0	0.0	
vs UMBC	03/18/1		0	0-0	.000	0-0	.000	0-0	.000	0	0	0	0.0	0	0	0	0	0	0	0.0	
Totals			0	19	0-4	.000	0-2	.000	0-0	.000	0	0	0	0.0	0	1	1	0	0	0	0.0

Games played: 12
Minutes/game: 1.6
FG Pct: 0.0
3FG Pct: 0.0

Assists/game: 0.1
Turnovers/game: 0.1
Assist/turnoverratio: 1.0

2017-18 K-State Men's Basketball
Kansas State Individual Game-by-Game (as of Mar 18, 2018)
All games

#14 MAWIEN, Makol

Opponent	Date	gs	min	Total		3-Pointers		Free throws		Rebounds				pf	a	t/o	blk	stl	pts	avg	
				fg-fga	pct	3fg-fga	pct	ft-fa	pct	off	def	tot	avg								
AMERICAN	11/10/1	*	19	5-7	.714	0-0	.000	2-5	.400	5	4	9	9.0	1	0	1	2	1	12	12.0	
UMKC	11/14/1	*	4	1-1	1.00	0-0	.000	0-0	.000	1	0	1	5.0	4	0	0	0	0	2	7.0	
UCIRVINE	11/17/1	*	18	1-4	.250	0-1	.000	0-0	.000	1	2	3	4.3	1	0	1	2	0	2	5.3	
NORTHERNARIZONA	11/20/1	*	16	2-3	.667	0-1	.000	3-4	.750	2	1	3	4.0	4	0	1	1	1	7	5.8	
vsARIZONASTATE	11/23/1	*	14	4-4	1.00	0-0	.000	0-0	.000	1	1	2	3.6	5	0	0	0	0	8	6.2	
vsGEORGE WASH	11/24/1	*	29	4-5	.800	0-0	.000	0-0	.000	2	3	5	3.8	4	0	3	2	0	8	6.5	
ORALROBERTS	11/29/1	*	19	2-3	.667	0-0	.000	0-0	.000	1	2	3	3.7	4	1	0	2	0	4	6.1	
at Vanderbilt	12/03/1	*	16	2-2	1.00	0-0	.000	0-0	.000	0	1	1	3.4	2	0	2	1	0	4	5.9	
USCUPSTATE	12/05/1	*	14	4-4	1.00	0-0	.000	0-0	.000	0	3	3	3.3	1	0	1	0	0	8	6.1	
TULSA	12/09/1	*	27	1-1	1.00	0-0	.000	1-1	1.00	2	2	4	3.4	4	0	0	0	0	3	5.8	
SEMISSOURISTATE	12/16/1	*	21	5-6	.833	1-1	1.00	0-0	.000	2	2	4	3.5	1	1	0	1	0	11	6.3	
at Washington State	12/20/1	*	34	6-10	.600	0-2	.000	3-4	.750	4	5	9	3.9	3	0	2	2	1	15	7.0	
at Iowa State	12/29/1	*	5	0-0	.000	0-0	.000	0-0	.000	0	1	1	3.7	5	0	0	0	0	0	6.5	
WESTVIRGINIA	01/01/1	*	11	0-2	.000	0-0	.000	1-2	.500	0	1	1	3.5	0	0	1	0	0	1	6.1	
at Texas Tech	01/06/1	*	11	1-1	1.00	0-0	.000	0-0	.000	0	4	4	3.5	1	0	1	0	0	2	5.8	
OKLAHOMASTATE	01/10/1	*	18	2-4	.500	0-0	.000	0-0	.000	1	1	2	3.4	4	2	1	1	0	4	5.7	
at Kansas	01/13/1	*	16	1-3	.333	0-1	.000	2-2	1.00	0	0	0	3.2	4	0	0	2	0	4	5.6	
OKLAHOMA	01/16/1	*	18	2-2	1.00	0-0	.000	0-0	.000	1	2	3	3.2	4	1	1	0	0	4	5.5	
TCU	01/20/1	*	36	8-11	.727	0-0	.000	2-2	1.00	2	3	5	3.3	2	1	1	2	0	18	6.2	
at Baylor	01/22/1	*	14	4-7	.571	1-1	1.00	2-2	1.00	0	2	2	3.3	4	0	1	2	1	11	6.4	
GEORGIA	01/27/1	*	30	3-4	.750	0-0	.000	0-0	.000	0	1	1	3.1	3	0	0	2	1	6	6.4	
KANSAS	01/29/1	*	21	1-6	.167	0-1	.000	1-2	.500	1	4	5	3.2	4	0	0	1	0	3	6.2	
at West Virginia	02/03/1	*	17	0-0	.000	0-0	.000	2-3	.667	0	4	4	3.3	4	1	1	0	0	2	6.0	
at Texas	02/07/1	*	26	5-9	.556	0-0	.000	0-0	.000	3	0	3	3.3	2	0	0	1	2	10	6.2	
TEXASTECH	02/10/1	*	15	1-3	.333	0-1	.000	0-1	.000	1	1	2	3.2	2	1	2	0	1	2	6.0	
at Oklahoma State	02/14/1	*	4	0-0	.000	0-0	.000	0-0	.000	0	0	0	3.1	3	0	1	1	0	0	5.8	
IOWASTATE	02/17/1	*	29	1-6	.167	0-0	.000	2-2	1.00	5	3	8	3.3	3	1	2	2	0	4	5.7	
TEXAS	02/21/1	*	15	1-1	1.00	0-0	.000	0-0	.000	0	1	1	3.2	3	0	1	1	0	2	5.6	
at Oklahoma	02/24/1	*	12	2-2	1.00	0-0	.000	4-4	1.00	0	2	2	3.1	2	0	1	1	0	8	5.7	
at TCU	02/27/1	*	27	4-9	.444	0-0	.000	1-2	.500	2	5	7	3.3	4	0	3	1	1	9	5.8	
BAYLOR	03/03/1	*	17	5-7	.714	0-0	.000	4-4	1.00	0	3	3	3.3	5	0	2	1	0	14	6.1	
vs TCU	03/08/1	*	30	6-7	.857	0-0	.000	4-4	1.00	2	7	9	3.4	5	0	2	3	1	16	6.4	
vs Kansas	03/09/1	*	34	13-19	.684	0-0	.000	3-4	.750	1	3	4	3.5	4	0	2	2	2	29	7.1	
vs Creighton	03/16/1	*	32	1-2	.500	1-1	1.00	2-2	1.00	1	3	4	3.5	2	1	4	2	2	5	7.0	
vs UMBC	03/18/1	*	32	4-7	.571	0-0	.000	3-4	.750	0	6	6	3.5	3	0	0	2	0	11	7.1	
Totals			35	701	102-162	.630	3-10	.300	42-54	.778	41	83	124	3.5	107	10	38	40	14	249	7.1

Games played: 35
Minutes/game: 20.0
Points/game: 7.1
FG Pct: 63.0
3FG Pct: 30.0
FT Pct: 77.8

Rebounds/game: 3.5
Assists/game: 0.3
Turnovers/game: 1.1
Assist/turnoverratio: 0.3
Steals/game: 0.4
Blocks/game: 1.1

2017-18 K-State Men's Basketball
Kansas State Individual Game-by-Game (as of Mar 18, 2018)
All games

#20 SNEED, Xavier

Opponent	Date	gs	min	Total		3-Pointers		Free throws		Rebounds				pf	a	t/o	blk	stl	pts	avg	
				fg-fga	pct	3fg-fga	pct	ft-fta	pct	off	def	tot	avg								
AMERICAN	11/10/1	*	28	4-8	.500	0-3	.000	0-0	.000	1	4	5	5.0	2	3	2	1	4	8	8.0	
UMKC	11/14/1	*	26	4-7	.571	2-3	.667	3-3	1.00	0	3	3	4.0	3	0	2	1	2	13	10.5	
UCIRVINE	11/17/1	*	23	4-10	.400	2-5	.400	2-2	1.00	1	4	5	4.3	3	2	2	0	1	12	11.0	
NORTHERNARIZONA	11/20/1	*	23	3-9	.333	1-5	.200	5-7	.714	3	1	4	4.3	2	7	2	0	2	12	11.3	
vsARIZONASTATE	11/23/1	*	22	5-10	.500	2-5	.400	2-2	1.00	1	1	2	3.8	5	2	3	0	2	14	11.8	
vsGEORGE WASH	11/24/1	*	30	2-7	.286	2-4	.500	2-2	1.00	0	0	0	3.2	3	0	0	1	1	8	11.2	
ORALROBERTS	11/29/1	*	27	3-9	.333	2-6	.333	0-0	.000	0	4	4	3.3	2	3	2	0	0	8	10.7	
at Vanderbilt	12/03/1	*	36	8-11	.727	1-4	.250	4-4	1.00	0	2	2	3.1	1	1	0	0	3	21	12.0	
USCUPSTATE	12/05/1	*	24	1-4	.250	1-2	.500	0-0	.000	0	1	1	2.9	1	2	0	0	0	3	11.0	
TULSA	12/09/1	*	32	4-13	.308	2-8	.250	5-5	1.00	1	7	8	3.4	0	4	1	1	3	15	11.4	
SEMISSOURISTATE	12/16/1	*	26	9-10	.900	4-5	.800	1-1	1.00	0	7	7	3.7	1	2	0	0	0	23	12.5	
at Washington State	12/20/1	*	30	1-8	.125	0-5	.000	0-0	.000	1	3	4	3.8	3	1	3	0	0	2	11.6	
at Iowa State	12/29/1	*	21	3-9	.333	2-7	.286	1-3	.333	3	3	6	3.9	4	0	1	0	1	9	11.4	
WESTVIRGINIA	01/01/1	*	34	6-11	.545	6-9	.667	2-2	1.00	1	5	6	4.1	1	3	0	0	1	20	12.0	
at Texas Tech	01/06/1	*	38	1-10	.100	0-4	.000	1-2	.500	1	1	2	3.9	3	2	2	0	5	3	11.4	
OKLAHOMASTATE	01/10/1	*	33	2-7	.286	0-3	.000	7-8	.875	3	9	12	4.4	2	1	0	1	0	11	11.4	
at Kansas	01/13/1	*	37	5-11	.455	2-6	.333	2-2	1.00	4	3	7	4.6	0	2	1	0	2	14	11.5	
OKLAHOMA	01/16/1	*	28	4-7	.571	3-5	.600	2-2	1.00	0	5	5	4.6	3	0	1	1	2	13	11.6	
TCU	01/20/1	*	35	3-5	.600	1-3	.333	3-4	.750	1	2	3	4.5	3	0	3	0	0	10	11.5	
at Baylor	01/22/1	*	39	1-6	.167	1-3	.333	0-0	.000	0	2	2	4.4	1	0	0	1	2	3	11.1	
GEORGIA	01/27/1	*	37	2-9	.222	2-8	.250	3-3	1.00	0	4	4	4.4	2	0	0	1	2	9	11.0	
KANSAS	01/29/1	*	30	4-12	.333	1-7	.143	1-2	.500	2	2	4	4.4	2	1	1	1	1	10	11.0	
at West Virginia	02/03/1	*	34	5-11	.455	5-10	.500	1-2	.500	3	2	5	4.4	1	0	1	0	2	16	11.2	
at Texas	02/07/1	*	32	4-7	.571	3-6	.500	0-0	.000	0	3	3	4.3	1	2	3	1	4	11	11.2	
TEXASTECH	02/10/1	*	27	3-7	.429	2-4	.500	1-2	.500	0	2	2	4.2	4	0	1	0	0	9	11.1	
at Oklahoma State	02/14/1	*	33	5-8	.625	1-4	.250	2-2	1.00	0	6	6	4.3	4	1	0	0	1	13	11.2	
IOWASTATE	02/17/1	*	33	7-12	.583	3-7	.429	0-0	.000	1	6	7	4.4	3	1	1	0	2	17	11.4	
TEXAS	02/21/1	*	34	3-10	.300	1-5	.200	2-4	.500	4	9	13	4.7	2	1	0	1	1	9	11.3	
at Oklahoma	02/24/1	*	35	5-12	.417	1-4	.250	1-2	.500	2	6	8	4.8	2	2	1	0	2	12	11.3	
at TCU	02/27/1	*	33	1-6	.167	0-1	.000	0-0	.000	0	7	7	4.9	3	3	1	0	1	2	11.0	
BAYLOR	03/03/1	*	29	1-6	.167	0-4	.000	1-2	.500	2	1	3	4.8	3	6	1	0	1	3	10.7	
vs TCU	03/08/1	*	42	4-12	.333	1-7	.143	3-6	.500	1	3	4	4.8	1	3	1	0	2	12	10.8	
vs Kansas	03/09/1	*	33	4-13	.308	0-5	.000	4-4	1.00	0	6	6	4.8	4	5	0	0	2	12	10.8	
vs Creighton	03/16/1	*	36	3-8	.375	2-5	.400	1-3	.333	0	6	6	4.9	1	1	1	0	1	9	10.8	
vs UMBC	03/18/1	*	34	4-9	.444	0-3	.000	0-0	.000	1	6	7	4.9	2	2	2	0	4	8	10.7	
Totals			35	1094	128-314	.408	56-175	.320	62-81	.765	37	136	173	4.9	78	63	39	11	57	374	10.7

Games played: 35
Minutes/game: 31.3
Points/game: 10.7
FG Pct: 40.8
3FG Pct: 32.0
FT Pct: 76.5

Rebounds/game: 4.9
Assists/game: 1.8
Turnovers/game: 1.1
Assist/turnoverratio: 1.6
Steals/game: 1.6
Blocks/game: 0.3

2017-18 K-State Men's Basketball
Kansas State Individual Game-by-Game (as of Mar 18, 2018)
All games

#21 LOVE III, James

Opponent	Date	gs	min	Total		3-Pointers		Free throws		Rebounds				pf	a	t/o	blk	stl	pts	avg
				fg-fga	pct	3fg-fga	pct	ft-fta	pct	off	def	tot	avg							
AMERICAN	11/10/1		dnp	-	-	-	-	-	-	-	-	-	-	-	-	-	-	-	-	-
UMKC	11/14/1		dnp	-	-	-	-	-	-	-	-	-	-	-	-	-	-	-	-	-
UCIRVINE	11/17/1		dnp	-	-	-	-	-	-	-	-	-	-	-	-	-	-	-	-	-
NORTHERNARIZONA	11/20/1		dnp	-	-	-	-	-	-	-	-	-	-	-	-	-	-	-	-	-
ORALROBERTS	11/29/1		dnp	-	-	-	-	-	-	-	-	-	-	-	-	-	-	-	-	-
at Vanderbilt	12/03/1		dnp	-	-	-	-	-	-	-	-	-	-	-	-	-	-	-	-	-
USCUPSTATE	12/05/1		dnp	-	-	-	-	-	-	-	-	-	-	-	-	-	-	-	-	-
TULSA	12/09/1		dnp	-	-	-	-	-	-	-	-	-	-	-	-	-	-	-	-	-
SEMISSOURISTATE	12/16/1		dnp	-	-	-	-	-	-	-	-	-	-	-	-	-	-	-	-	-
at Washington State	12/20/1		dnp	-	-	-	-	-	-	-	-	-	-	-	-	-	-	-	-	-
at Iowa State	12/29/1	1		0-0	.000	0-0	.000	0-0	.000	0	0	0	0.0	1	0	0	0	0	0	0.0
WESTVIRGINIA	01/01/1		dnp	-	-	-	-	-	-	-	-	-	-	-	-	-	-	-	-	-
at Texas Tech	01/06/1		dnp	-	-	-	-	-	-	-	-	-	-	-	-	-	-	-	-	-
OKLAHOMASTATE	01/10/1	3		0-0	.000	0-0	.000	0-0	.000	0	0	0	0.0	2	0	0	0	0	0	0.0
at Kansas	01/13/1	2		0-0	.000	0-0	.000	0-0	.000	0	0	0	0.0	2	0	0	0	0	0	0.0
OKLAHOMA	01/16/1	1		0-0	.000	0-0	.000	0-0	.000	0	0	0	0.0	0	0	0	0	0	0	0.0
TCU	01/20/1		dnp	-	-	-	-	-	-	-	-	-	-	-	-	-	-	-	-	-
at Baylor	01/22/1	4		0-0	.000	0-0	.000	1-2	.500	0	0	0	0.0	1	0	0	0	0	1	0.2
GEORGIA	01/27/1		dnp	-	-	-	-	-	-	-	-	-	-	-	-	-	-	-	-	-
KANSAS	01/29/1		dnp	-	-	-	-	-	-	-	-	-	-	-	-	-	-	-	-	-
at West Virginia	02/03/1	13		0-2	.000	0-0	.000	0-1	.000	0	1	1	0.2	4	0	0	1	0	0	0.2
at Texas	02/07/1	15		3-3	1.00	0-0	.000	0-0	.000	0	1	1	0.3	4	0	0	0	0	6	1.0
TEXASTECH	02/10/1	5		0-0	.000	0-0	.000	0-0	.000	0	0	0	0.3	0	0	0	1	0	0	0.9
at Oklahoma State	02/14/1	5		0-2	.000	0-0	.000	0-0	.000	0	0	0	0.2	0	0	0	2	0	0	0.8
IOWASTATE	02/17/1	2		0-0	.000	0-0	.000	0-0	.000	0	0	0	0.2	2	0	0	0	0	0	0.7
TEXAS	02/21/1	12		0-1	.000	0-0	.000	1-2	.500	1	0	1	0.3	2	0	0	1	1	1	0.7
at Oklahoma	02/24/1		dnp	-	-	-	-	-	-	-	-	-	-	-	-	-	-	-	-	-
at TCU	02/27/1	4		1-1	1.00	0-0	.000	0-0	.000	0	2	2	0.4	2	0	1	0	0	2	0.8
BAYLOR	03/03/1		dnp	-	-	-	-	-	-	-	-	-	-	-	-	-	-	-	-	-
vs TCU	03/08/1		dnp	-	-	-	-	-	-	-	-	-	-	-	-	-	-	-	-	-
vs Kansas	03/09/1	0		0-0	.000	0-0	.000	0-0	.000	0	0	0	0.4	0	0	0	0	0	0	0.8
vs Creighton	03/16/1		dnp	-	-	-	-	-	-	-	-	-	-	-	-	-	-	-	-	-
vs UMBC	03/18/1	0		0-0	.000	0-0	.000	0-0	.000	0	0	0	0.4	0	0	0	0	0	0	0.7
Totals		0	67	4-9	.444	0-0	.000	2-5	.400	1	4	5	0.4	20	0	1	5	1	10	0.7

Games played: 14
Minutes/game: 4.8
Points/game: 0.7
FG Pct: 44.4
FT Pct: 40.0

Rebounds/game: 0.4
Turnovers/game: 0.1
Steals/game: 0.1
Blocks/game: 0.4

2017-18 K-State Men's Basketball
Kansas State Individual Game-by-Game (as of Mar 18, 2018)
All games

#23 WAINRIGHT, Amaad

Opponent	Date	gs	min	Total		3-Pointers		Free throws		Rebounds				pf	a	t/o	blk	stl	pts	avg
				fg-fga	pct	3fg-fga	pct	ft-fa	pct	off	def	tot	avg							
AMERICAN	11/10/1		18	2-3	.667	1-1	1.00	0-0	.000	1	2	3	3.0	2	2	1	0	0	5	5.0
UMKC	11/14/1		16	2-6	.333	1-3	.333	0-0	.000	0	2	2	2.5	1	2	1	0	2	5	5.0
UCIRVINE	11/17/1		13	1-3	.333	0-0	.000	0-0	.000	1	2	3	2.7	0	1	0	0	0	2	4.0
NORTHERNARIZONA	11/20/1		10	0-2	.000	0-1	.000	0-0	.000	0	0	0	2.0	2	0	0	0	0	0	3.0
vsARIZONASTATE	11/23/1		15	4-7	.571	1-4	.250	0-0	.000	3	3	6	2.8	2	0	0	0	0	9	4.2
vsGEORGE WASH	11/24/1		7	0-1	.000	0-1	.000	0-0	.000	0	0	0	2.3	0	1	0	0	0	0	3.5
ORALROBERTS	11/29/1		13	2-3	.667	1-1	1.00	0-0	.000	2	2	4	2.6	3	1	1	0	1	5	3.7
at Vanderbilt	12/03/1		5	1-3	.333	0-1	.000	0-0	.000	0	1	1	2.4	0	0	0	0	0	2	3.5
USCUPSTATE	12/05/1		19	2-7	.286	1-2	.500	2-2	1.00	2	2	4	2.6	0	2	0	0	2	7	3.9
TULSA	12/09/1		13	1-3	.333	0-1	.000	0-0	.000	1	0	1	2.4	0	0	1	0	3	2	3.7
SEMISSOURISTATE	12/16/1		24	2-3	.667	2-3	.667	1-4	.250	4	5	9	3.0	0	3	1	0	0	7	4.0
at Washington State	12/20/1		15	3-5	.600	1-3	.333	0-0	.000	2	1	3	3.0	4	0	0	0	1	7	4.3
at Iowa State	12/29/1		27	1-1	1.00	0-0	.000	0-0	.000	0	3	3	3.0	3	1	0	2	1	2	4.1
WESTVIRGINIA	01/01/1		10	0-2	.000	0-1	.000	0-0	.000	0	0	0	2.8	2	0	0	0	0	0	3.8
at Texas Tech	01/06/1		21	0-0	.000	0-0	.000	0-0	.000	0	4	4	2.9	4	1	1	0	0	0	3.5
OKLAHOMASTATE	01/10/1		14	0-1	.000	0-1	.000	0-2	.000	0	2	2	2.8	3	1	0	0	0	0	3.3
at Kansas	01/13/1		17	0-0	.000	0-0	.000	0-0	.000	0	2	2	2.8	2	0	0	0	0	0	3.1
OKLAHOMA	01/16/1		5	0-2	.000	0-1	.000	0-0	.000	0	3	3	2.8	0	0	1	0	0	0	2.9
TCU	01/20/1		dnp	-	-	-	-	-	-	-	-	-	-	-	-	-	-	-	-	-
at Baylor	01/22/1		21	2-2	1.00	1-1	1.00	2-6	.333	0	0	0	2.6	2	0	0	0	1	7	3.2
GEORGIA	01/27/1		4	0-0	.000	0-0	.000	0-0	.000	0	0	0	2.5	0	0	0	0	1	0	3.0
KANSAS	01/29/1		8	0-1	.000	0-0	.000	2-2	1.00	2	0	2	2.5	1	0	1	0	0	2	3.0
at West Virginia	02/03/1		7	0-2	.000	0-1	.000	1-2	.500	0	0	0	2.4	1	0	0	0	0	1	2.9
at Texas	02/07/1		8	0-2	.000	0-2	.000	0-0	.000	1	0	1	2.3	1	0	0	1	1	0	2.7
TEXASTECH	02/10/1		24	1-2	.500	1-1	1.00	0-0	.000	0	7	7	2.5	3	0	4	0	1	3	2.8
at Oklahoma State	02/14/1		10	2-2	1.00	1-1	1.00	0-0	.000	1	0	1	2.4	0	1	1	0	0	5	2.8
IOWASTATE	02/17/1		7	0-1	.000	0-1	.000	0-0	.000	1	0	1	2.4	0	0	1	0	0	0	2.7
TEXAS	02/21/1		7	0-0	.000	0-0	.000	0-0	.000	0	2	2	2.4	1	0	0	0	0	0	2.6
at Oklahoma	02/24/1		19	2-3	.667	0-1	.000	1-2	.500	1	2	3	2.4	3	0	0	0	2	5	2.7
at TCU	02/27/1		8	0-1	.000	0-1	.000	0-0	.000	0	0	0	2.3	0	0	1	0	2	0	2.6
BAYLOR	03/03/1		8	1-2	.500	0-1	.000	0-0	.000	0	1	1	2.3	0	0	0	0	0	2	2.6
vs TCU	03/08/1		7	1-3	.333	0-1	.000	0-0	.000	0	0	0	2.2	1	0	0	0	0	2	2.6
vs Kansas	03/09/1		35	4-5	.800	1-1	1.00	0-0	.000	1	4	5	2.3	2	1	0	1	1	9	2.8
vs Creighton	03/16/1		7	0-0	.000	0-0	.000	0-2	.000	0	1	1	2.2	0	0	0	0	0	0	2.7
vs UMBC	03/18/1		8	1-2	.500	0-1	.000	0-0	.000	0	1	1	2.2	1	0	1	0	0	2	2.7
Totals		0	450	35-80	.438	12-37	.324	9-22	.409	23	52	75	2.2	44	17	16	4	19	91	2.7

Games played: 34
Minutes/game: 13.2
Points/game: 2.7
FG Pct: 43.8
3FG Pct: 32.4
FT Pct: 40.9

Rebounds/game: 2.2
Assists/game: 0.5
Turnovers/game: 0.5
Assist/turnoverratio: 1.1
Steals/game: 0.6
Blocks/game: 0.1

2017-18 K-State Men's Basketball
Kansas State Individual Game-by-Game (as of Mar 18, 2018)
All games

#24 McATEE, Pierson

Opponent	Date	gs	min	Total		3-Pointers		Free throws		Rebounds				pf	a	t/o	blk	stl	pts	avg
				fg-fga	pct	3fg-fga	pct	ft-fa	pct	off	def	tot	avg							
AMERICAN	11/10/1		7	0-2	.000	0-1	.000	0-0	.000	0	2	2	2.0	0	0	1	0	0	0	0.0
UMKC	11/14/1		3	1-1	1.00	1-1	1.00	0-0	.000	0	0	0	1.0	0	0	1	0	0	3	1.5
UCIRVINE	11/17/1		2	0-0	.000	0-0	.000	2-2	1.00	0	0	0	0.7	1	0	0	0	0	2	1.7
NORTHERNARIZONA	11/20/1		2	1-1	1.00	1-1	1.00	0-0	.000	0	0	0	0.5	0	0	0	0	0	3	2.0
vsARIZONASTATE	11/23/1		dnp	-	-	-	-	-	-	-	-	-	-	-	-	-	-	-	-	-
vsGEORGE WASH	11/24/1		dnp	-	-	-	-	-	-	-	-	-	-	-	-	-	-	-	-	-
ORALROBERTS	11/29/1		dnp	-	-	-	-	-	-	-	-	-	-	-	-	-	-	-	-	-
at Vanderbilt	12/03/1		dnp	-	-	-	-	-	-	-	-	-	-	-	-	-	-	-	-	-
USCUPSTATE	12/05/1		2	0-0	.000	0-0	.000	0-0	.000	0	0	0	0.4	0	1	0	0	0	0	1.6
TULSA	12/09/1		dnp	-	-	-	-	-	-	-	-	-	-	-	-	-	-	-	-	-
SEMISSOURISTATE	12/16/1		1	0-0	.000	0-0	.000	0-0	.000	0	0	0	0.3	0	0	0	0	0	0	1.3
at Washington State	12/20/1		dnp	-	-	-	-	-	-	-	-	-	-	-	-	-	-	-	-	-
at Iowa State	12/29/1		dnp	-	-	-	-	-	-	-	-	-	-	-	-	-	-	-	-	-
WESTVIRGINIA	01/01/1		dnp	-	-	-	-	-	-	-	-	-	-	-	-	-	-	-	-	-
at Texas Tech	01/06/1		dnp	-	-	-	-	-	-	-	-	-	-	-	-	-	-	-	-	-
OKLAHOMASTATE	01/10/1		dnp	-	-	-	-	-	-	-	-	-	-	-	-	-	-	-	-	-
at Kansas	01/13/1		dnp	-	-	-	-	-	-	-	-	-	-	-	-	-	-	-	-	-
OKLAHOMA	01/16/1		1	0-0	.000	0-0	.000	0-0	.000	0	0	0	0.3	0	0	0	0	0	0	1.1
TCU	01/20/1		dnp	-	-	-	-	-	-	-	-	-	-	-	-	-	-	-	-	-
at Baylor	01/22/1		dnp	-	-	-	-	-	-	-	-	-	-	-	-	-	-	-	-	-
GEORGIA	01/27/1		dnp	-	-	-	-	-	-	-	-	-	-	-	-	-	-	-	-	-
KANSAS	01/29/1		dnp	-	-	-	-	-	-	-	-	-	-	-	-	-	-	-	-	-
at West Virginia	02/03/1		1	0-0	.000	0-0	.000	0-0	.000	0	0	0	0.3	0	0	0	0	0	0	1.0
at Texas	02/07/1		dnp	-	-	-	-	-	-	-	-	-	-	-	-	-	-	-	-	-
TEXASTECH	02/10/1		dnp	-	-	-	-	-	-	-	-	-	-	-	-	-	-	-	-	-
at Oklahoma State	02/14/1		dnp	-	-	-	-	-	-	-	-	-	-	-	-	-	-	-	-	-
IOWASTATE	02/17/1		dnp	-	-	-	-	-	-	-	-	-	-	-	-	-	-	-	-	-
TEXAS	02/21/1		dnp	-	-	-	-	-	-	-	-	-	-	-	-	-	-	-	-	-
at Oklahoma	02/24/1		dnp	-	-	-	-	-	-	-	-	-	-	-	-	-	-	-	-	-
at TCU	02/27/1		dnp	-	-	-	-	-	-	-	-	-	-	-	-	-	-	-	-	-
BAYLOR	03/03/1		dnp	-	-	-	-	-	-	-	-	-	-	-	-	-	-	-	-	-
vs TCU	03/08/1		dnp	-	-	-	-	-	-	-	-	-	-	-	-	-	-	-	-	-
vs Kansas	03/09/1		0	0-0	.000	0-0	.000	0-0	.000	0	0	0	0.2	0	0	0	0	0	0	0.9
vs Creighton	03/16/1		dnp	-	-	-	-	-	-	-	-	-	-	-	-	-	-	-	-	-
vs UMBC	03/18/1		dnp	-	-	-	-	-	-	-	-	-	-	-	-	-	-	-	-	-
Totals		0	19	2-4	.500	2-3	.667	2-2	1.00	0	2	2	0.2	1	1	2	0	0	8	0.9

Games played: 9
Minutes/game: 2.1
Points/game: 0.9
FG Pct: 50.0
3FG Pct: 66.7
FT Pct: 100.0

Rebounds/game: 0.2
Assists/game: 0.1
Turnovers/game: 0.2
Assist/turnoverratio: 0.5

2017-18 K-State Men's Basketball
Kansas State Individual Game-by-Game (as of Mar 18, 2018)
All games

#32 WADE, Dean

Opponent	Date	gs	min	Total		3-Pointers		Free throws		Rebounds				pf	a	t/o	blk	stl	pts	avg
				fg-fga	pct	3fg-fga	pct	ft-fa	pct	off	def	tot	avg							
AMERICAN	11/10/1	*	24	6-7	.857	3-3	1.00	2-4	.500	1	3	4	4.0	1	3	0	0	0	17	17.0
UMKC	11/14/1	*	26	5-7	.714	0-1	.000	1-3	.333	1	7	8	6.0	1	4	2	1	2	11	14.0
UCIRVINE	11/17/1	*	15	3-7	.429	1-1	1.00	1-2	.500	1	3	4	5.3	2	0	1	0	2	8	12.0
NORTHERNARIZONA	11/20/1	*	26	6-10	.600	1-2	.500	2-5	.400	1	4	5	5.3	0	4	1	0	5	15	12.8
vs ARIZONASTATE	11/23/1	*	30	2-6	.333	1-3	.333	0-1	.000	2	3	5	5.2	4	7	1	2	1	5	11.2
vs GEORGE WASH	11/24/1	*	33	6-10	.600	0-2	.000	5-5	1.00	2	7	9	5.8	2	1	0	2	1	17	12.2
ORAL ROBERTS	11/29/1	*	37	9-14	.643	1-3	.333	6-8	.750	6	5	11	6.6	2	2	0	0	1	25	14.0
at Vanderbilt	12/03/1	*	32	2-6	.333	0-1	.000	2-3	.667	1	6	7	6.6	5	3	1	1	0	6	13.0
USCUPSTATE	12/05/1	*	25	4-8	.500	0-0	.000	5-6	.833	2	5	7	6.7	0	3	0	0	3	13	13.0
TULSA	12/09/1	*	31	5-11	.455	1-4	.250	2-2	1.00	1	6	7	6.7	3	2	1	0	3	13	13.0
SEMISSOURISTATE	12/16/1	*	19	7-8	.875	0-1	.000	5-8	.625	0	3	3	6.4	3	1	2	0	1	19	13.5
at Washington State	12/20/1	*	35	3-7	.429	0-2	.000	3-5	.600	0	7	7	6.4	3	3	2	0	2	9	13.2
at Iowa State	12/29/1	*	38	13-16	.813	6-8	.750	2-3	.667	1	7	8	6.5	2	1	1	1	2	34	14.8
WEST VIRGINIA	01/01/1	*	38	5-8	.625	0-0	.000	7-9	.778	4	6	10	6.8	2	1	4	2	2	17	14.9
at Texas Tech	01/06/1	*	24	7-12	.583	0-1	.000	0-1	.000	4	1	5	6.7	5	1	3	0	1	14	14.9
OKLAHOMASTATE	01/10/1	*	37	2-5	.400	0-1	.000	6-6	1.00	0	4	4	6.5	2	3	2	1	1	10	14.6
at Kansas	01/13/1	*	38	8-14	.571	2-4	.500	4-4	1.00	1	5	6	6.5	0	2	4	1	1	22	15.0
OKLAHOMA	01/16/1	*	36	9-16	.563	3-3	1.00	0-0	.000	3	4	7	6.5	2	7	2	0	2	21	15.3
TCU	01/20/1	*	39	7-16	.438	4-9	.444	2-3	.667	0	6	6	6.5	1	6	3	2	2	20	15.6
at Baylor	01/22/1	*	39	9-12	.750	0-2	.000	6-8	.750	0	6	6	6.5	3	4	3	3	1	24	16.0
GEORGIA	01/27/1	*	38	7-17	.412	1-2	.500	5-6	.833	1	7	8	6.5	2	0	0	0	1	20	16.2
KANSAS	01/29/1	*	40	8-18	.444	3-6	.500	1-2	.500	1	7	8	6.6	2	2	0	1	1	20	16.4
at West Virginia	02/03/1	*	33	6-13	.462	2-4	.500	3-4	.750	1	1	2	6.4	2	1	3	0	1	17	16.4
at Texas	02/07/1	*	34	6-12	.500	1-2	.500	3-4	.750	0	2	2	6.2	2	1	1	1	1	16	16.4
TEXASTECH	02/10/1	*	39	4-12	.333	0-3	.000	5-6	.833	1	10	11	6.4	1	2	2	2	0	13	16.2
at Oklahoma State	02/14/1	*	38	5-12	.417	2-5	.400	0-0	.000	0	5	5	6.3	3	4	0	0	1	12	16.1
IOWASTATE	02/17/1	*	39	9-13	.692	2-5	.400	2-2	1.00	2	6	8	6.4	1	9	0	0	2	22	16.3
TEXAS	02/21/1	*	39	5-12	.417	1-3	.333	2-2	1.00	0	3	3	6.3	0	3	0	4	0	13	16.2
at Oklahoma	02/24/1	*	34	5-12	.417	1-4	.250	4-4	1.00	4	7	11	6.4	4	3	2	1	4	15	16.1
at TCU	02/27/1	*	39	10-14	.714	1-2	.500	3-4	.750	0	5	5	6.4	0	4	2	1	2	24	16.4
BAYLOR	03/03/1	*	39	9-14	.643	1-2	.500	6-7	.857	1	6	7	6.4	2	1	1	1	2	25	16.7
vs TCU	03/08/1	*	41	5-9	.556	2-2	1.00	0-0	.000	0	3	3	6.3	1	1	3	0	2	12	16.5
vs Kansas	03/09/1		dnp	-	-	-	-	-	-	-	-	-	-	-	-	-	-	-	-	-
vs Creighton	03/16/1		dnp	-	-	-	-	-	-	-	-	-	-	-	-	-	-	-	-	-
vs UMBC	03/18/1		dnp	-	-	-	-	-	-	-	-	-	-	-	-	-	-	-	-	-
Totals			32	1075	.550	40-91	.440	95-127	.748	42	160	202	6.3	63	89	47	27	50	529	16.5

Games played: 32
Minutes/game: 33.6
Points/game: 16.5
FG Pct: 55.0
3FG Pct: 44.0
FT Pct: 74.8

Rebounds/game: 6.3
Assists/game: 2.8
Turnovers/game: 1.5
Assist/turnover ratio: 1.9
Steals/game: 1.6
Blocks/game: 0.8

2017-18 K-State Men's Basketball
Kansas State Individual Game-by-Game (as of Mar 18, 2018)
All games

#34 STOCKARD III, Levi

Opponent	Date	gs	min	Total		3-Pointers		Free throws		Rebounds				pf	a	t/o	blk	stl	pts	avg
				fg-fga	pct	3fg-fga	pct	ft-fa	pct	off	def	tot	avg							
AMERICAN	11/10/1	7	1-1	1.00	0-0	.000	0-0	.000	1	0	1	1.0	1	1	0	0	0	2	2.0	
UMKC	11/14/1	10	1-3	.333	0-0	.000	2-4	.500	0	4	4	2.5	1	0	0	0	1	4	3.0	
UCIRVINE	11/17/1	9	3-3	1.00	0-0	.000	0-0	.000	1	2	3	2.7	4	0	1	0	0	6	4.0	
NORTHERNARIZONA	11/20/1	10	0-1	.000	0-0	.000	0-1	.000	0	1	1	2.3	2	0	0	0	0	0	3.0	
vsARIZONASTATE	11/23/1	6	0-0	.000	0-0	.000	0-0	.000	0	0	0	1.8	3	0	1	0	0	0	2.4	
vsGEORGE WASH	11/24/1	3	0-0	.000	0-0	.000	0-1	.000	0	0	0	1.5	0	0	0	0	0	0	2.0	
ORALROBERTS	11/29/1	4	1-1	1.00	0-0	.000	0-0	.000	0	0	0	1.3	0	0	0	0	0	2	2.0	
at Vanderbilt	12/03/1	14	1-1	1.00	0-0	.000	5-6	.833	1	0	1	1.3	3	0	1	0	0	7	2.6	
USCUPSTATE	12/05/1	10	0-3	.000	0-0	.000	0-0	.000	1	1	2	1.3	1	0	2	0	0	0	2.3	
TULSA	12/09/1	7	0-0	.000	0-0	.000	0-0	.000	0	0	0	1.2	0	0	0	1	0	0	2.1	
SEMISSOURISTATE	12/16/1	7	1-1	1.00	0-0	.000	1-2	.500	0	0	0	1.1	0	0	0	0	0	3	2.2	
at Washington State	12/20/1	dnp	-	-	-	-	-	-	-	-	-	-	-	-	-	-	-	-	-	
at Iowa State	12/29/1	15	0-1	.000	0-0	.000	0-0	.000	3	2	5	1.4	4	0	0	0	1	0	2.0	
WESTVIRGINIA	01/01/1	12	1-4	.250	0-0	.000	0-0	.000	3	3	6	1.8	4	0	0	0	0	2	2.0	
at Texas Tech	01/06/1	3	0-0	.000	0-0	.000	0-0	.000	0	0	0	1.6	0	0	0	0	0	0	1.9	
OKLAHOMASTATE	01/10/1	1	0-0	.000	0-0	.000	0-0	.000	0	0	0	1.5	0	0	0	0	0	0	1.7	
at Kansas	01/13/1	7	1-1	1.00	0-0	.000	0-0	.000	0	0	0	1.4	3	0	0	0	0	2	1.8	
OKLAHOMA	01/16/1	17	2-4	.500	0-0	.000	0-0	.000	1	2	3	1.5	2	1	0	0	1	4	1.9	
TCU	01/20/1	4	0-1	.000	0-0	.000	0-0	.000	0	1	1	1.5	3	0	1	0	0	0	1.8	
at Baylor	01/22/1	3	0-0	.000	0-0	.000	0-0	.000	0	0	0	1.4	5	0	2	0	0	0	1.7	
GEORGIA	01/27/1	8	0-1	.000	0-0	.000	0-0	.000	1	0	1	1.4	1	0	1	0	0	0	1.6	
KANSAS	01/29/1	7	1-1	1.00	0-0	.000	0-0	.000	0	1	1	1.4	3	0	0	0	0	2	1.6	
at West Virginia	02/03/1	9	1-2	.500	0-0	.000	0-0	.000	2	1	3	1.5	3	0	0	0	0	2	1.6	
at Texas	02/07/1	3	0-0	.000	0-0	.000	0-0	.000	0	1	1	1.4	2	0	1	0	0	0	1.6	
TEXASTECH	02/10/1	7	0-0	.000	0-0	.000	0-0	.000	0	0	0	1.4	1	0	0	0	1	0	1.5	
at Oklahoma State	02/14/1	23	3-4	.750	0-0	.000	2-2	1.00	0	5	5	1.5	0	1	1	0	0	8	1.8	
IOWASTATE	02/17/1	9	1-2	.500	0-0	.000	0-0	.000	0	2	2	1.5	1	0	2	0	0	2	1.8	
TEXAS	02/21/1	12	2-3	.667	0-0	.000	1-2	.500	1	4	5	1.7	4	0	1	0	0	5	1.9	
at Oklahoma	02/24/1	17	0-1	.000	0-0	.000	0-0	.000	1	1	2	1.7	3	0	0	0	0	0	1.8	
at TCU	02/27/1	4	1-2	.500	0-0	.000	0-0	.000	0	2	2	1.7	1	0	0	0	0	2	1.8	
BAYLOR	03/03/1	17	0-1	.000	0-0	.000	0-0	.000	2	2	4	1.8	2	0	0	0	0	0	1.8	
vs TCU	03/08/1	15	3-3	1.00	0-0	.000	0-0	.000	1	2	3	1.8	3	0	0	1	1	6	1.9	
vs Kansas	03/09/1	6	1-2	.500	0-0	.000	0-0	.000	1	0	1	1.8	0	0	0	0	0	2	1.9	
vs Creighton	03/16/1	7	1-3	.333	0-0	.000	0-0	.000	1	1	2	1.8	1	0	0	0	0	2	1.9	
vs UMBC	03/18/1	6	0-0	.000	0-0	.000	0-0	.000	0	0	0	1.7	2	0	0	0	0	0	1.9	
Totals		0	299	26-50	.520	0-0	.000	11-18	.611	21	38	59	1.7	63	3	14	2	5	63	1.9

Games played: 34
Minutes/game: 8.8
Points/game: 1.9
FG Pct: 52.0
FT Pct: 61.1

Rebounds/game: 1.7
Assists/game: 0.1
Turnovers/game: 0.4
Assist/turnover ratio: 0.2
Steals/game: 0.1
Blocks/game: 0.1

2017-18 K-State Men's Basketball
Kansas State Individual Game-by-Game (as of Mar 18, 2018)
All games

#40 KINNAMON, Kade

Opponent	Date	gs	min	Total		3-Pointers		Free throws		Rebounds				pf	a	t/o	blk	stl	pts	avg
				fg-fga	pct	3fg-fga	pct	ft-fta	pct	off	def	tot	avg							
AMERICAN	11/10/1		2	0-0	.000	0-0	.000	0-0	.000	0	0	0	0.0	0	0	0	0	0	0.0	
UMKC	11/14/1		1	0-1	.000	0-1	.000	0-0	.000	0	0	0	0.0	0	0	0	0	0	0.0	
UCIRVINE	11/17/1		1	0-0	.000	0-0	.000	0-0	.000	0	0	0	0.0	0	0	0	0	0	0.0	
NORTHERNARIZONA	11/20/1		2	0-0	.000	0-0	.000	0-0	.000	0	0	0	0.0	0	1	0	0	0	0.0	
vsARIZONASTATE	11/23/1		dnp	-	-	-	-	-	-	-	-	-	-	-	-	-	-	-	-	
vsGEORGE WASH	11/24/1		dnp	-	-	-	-	-	-	-	-	-	-	-	-	-	-	-	-	
ORALROBERTS	11/29/1		dnp	-	-	-	-	-	-	-	-	-	-	-	-	-	-	-	-	
at Vanderbilt	12/03/1		dnp	-	-	-	-	-	-	-	-	-	-	-	-	-	-	-	-	
USCUPSTATE	12/05/1		2	0-2	.000	0-2	.000	0-0	.000	0	0	0	0.0	0	0	0	0	0	0.0	
TULSA	12/09/1		dnp	-	-	-	-	-	-	-	-	-	-	-	-	-	-	-	-	
SEMISSOURISTATE	12/16/1		1	0-0	.000	0-0	.000	0-0	.000	0	0	0	0.0	0	0	0	1	0	0.0	
at Washington State	12/20/1		dnp	-	-	-	-	-	-	-	-	-	-	-	-	-	-	-	-	
at Iowa State	12/29/1		dnp	-	-	-	-	-	-	-	-	-	-	-	-	-	-	-	-	
WESTVIRGINIA	01/01/1		dnp	-	-	-	-	-	-	-	-	-	-	-	-	-	-	-	-	
at Texas Tech	01/06/1		dnp	-	-	-	-	-	-	-	-	-	-	-	-	-	-	-	-	
OKLAHOMASTATE	01/10/1		dnp	-	-	-	-	-	-	-	-	-	-	-	-	-	-	-	-	
at Kansas	01/13/1		dnp	-	-	-	-	-	-	-	-	-	-	-	-	-	-	-	-	
OKLAHOMA	01/16/1		1	0-0	.000	0-0	.000	0-0	.000	0	0	0	0.0	0	0	0	0	0	0.0	
TCU	01/20/1		dnp	-	-	-	-	-	-	-	-	-	-	-	-	-	-	-	-	
at Baylor	01/22/1		dnp	-	-	-	-	-	-	-	-	-	-	-	-	-	-	-	-	
GEORGIA	01/27/1		dnp	-	-	-	-	-	-	-	-	-	-	-	-	-	-	-	-	
KANSAS	01/29/1		dnp	-	-	-	-	-	-	-	-	-	-	-	-	-	-	-	-	
at West Virginia	02/03/1		1	0-0	.000	0-0	.000	0-0	.000	0	0	0	0.0	0	0	0	0	0	0.0	
at Texas	02/07/1		dnp	-	-	-	-	-	-	-	-	-	-	-	-	-	-	-	-	
TEXASTECH	02/10/1		dnp	-	-	-	-	-	-	-	-	-	-	-	-	-	-	-	-	
at Oklahoma State	02/14/1		dnp	-	-	-	-	-	-	-	-	-	-	-	-	-	-	-	-	
IOWASTATE	02/17/1		dnp	-	-	-	-	-	-	-	-	-	-	-	-	-	-	-	-	
TEXAS	02/21/1		dnp	-	-	-	-	-	-	-	-	-	-	-	-	-	-	-	-	
at Oklahoma	02/24/1		dnp	-	-	-	-	-	-	-	-	-	-	-	-	-	-	-	-	
at TCU	02/27/1		dnp	-	-	-	-	-	-	-	-	-	-	-	-	-	-	-	-	
BAYLOR	03/03/1		0	0-0	.000	0-0	.000	0-0	.000	0	0	0	0.0	0	0	0	0	0	0.0	
vs TCU	03/08/1		dnp	-	-	-	-	-	-	-	-	-	-	-	-	-	-	-	-	
vs Kansas	03/09/1		0	0-0	.000	0-0	.000	0-0	.000	0	0	0	0.0	0	0	0	0	0	0.0	
vs Creighton	03/16/1		dnp	-	-	-	-	-	-	-	-	-	-	-	-	-	-	-	-	
vs UMBC	03/18/1		dnp	-	-	-	-	-	-	-	-	-	-	-	-	-	-	-	-	
Totals		0	11	0-3	.000	0-3	.000	0-0	.000	0	0	0	0.0	0	1	0	1	0	0.0	

Games played: 10
Minutes/game: 1.1
FG Pct: 0.0
3FG Pct: 0.0

Assists/game: 0.1
Assist/turnover ratio: 99.9
Blocks/game: 0.1

2017-18 K-State Men's Basketball
Kansas State Individual Game-by-Game (as of Mar 18, 2018)
All games

#45 SHADD, Nigel

Opponent	Date	gs	min	Total		3-Pointers		Free throws		Rebounds				pf	a	t/o	blk	stl	pts	avg
				fg-fga	pct	3fg-fga	pct	ft-fta	pct	off	def	tot	avg							
AMERICAN	11/10/1		10	1-1	1.00	0-0	.000	2-2	1.00	1	1	2	2.0	0	0	2	0	0	4	4.0
UMKC	11/14/1		6	0-3	.000	0-0	.000	0-0	.000	3	1	4	3.0	3	0	0	0	0	0	2.0
UCIRVINE	11/17/1		9	0-2	.000	0-0	.000	0-0	.000	1	2	3	3.0	2	0	0	0	0	0	1.3
NORTHERNARIZONA	11/20/1		5	0-0	.000	0-0	.000	0-0	.000	0	3	3	3.0	0	0	0	0	0	0	1.0
vs ARIZONASTATE	11/23/1		dnp	-	-	-	-	-	-	-	-	-	-	-	-	-	-	-	-	-
vs GEORGE WASH	11/24/1		0	0-0	.000	0-0	.000	0-0	.000	0	0	0	2.4	0	0	0	0	0	0	0.8
ORALROBERTS	11/29/1		dnp	-	-	-	-	-	-	-	-	-	-	-	-	-	-	-	-	-
at Vanderbilt	12/03/1		dnp	-	-	-	-	-	-	-	-	-	-	-	-	-	-	-	-	-
USCUPSTATE	12/05/1		11	2-2	1.00	0-0	.000	1-1	1.00	1	2	3	2.5	2	0	1	0	0	5	1.5
TULSA	12/09/1		dnp	-	-	-	-	-	-	-	-	-	-	-	-	-	-	-	-	-
SEMISSOURISTATE	12/16/1		3	0-0	.000	0-0	.000	0-1	.000	1	0	1	2.3	0	0	0	0	0	0	1.3
at Washington State	12/20/1		dnp	-	-	-	-	-	-	-	-	-	-	-	-	-	-	-	-	-
at Iowa State	12/29/1		dnp	-	-	-	-	-	-	-	-	-	-	-	-	-	-	-	-	-
WESTVIRGINIA	01/01/1		dnp	-	-	-	-	-	-	-	-	-	-	-	-	-	-	-	-	-
at Texas Tech	01/06/1		6	0-0	.000	0-0	.000	0-0	.000	0	0	0	2.0	0	0	0	0	0	0	1.1
OKLAHOMASTATE	01/10/1		dnp	-	-	-	-	-	-	-	-	-	-	-	-	-	-	-	-	-
at Kansas	01/13/1		dnp	-	-	-	-	-	-	-	-	-	-	-	-	-	-	-	-	-
OKLAHOMA	01/16/1		dnp	-	-	-	-	-	-	-	-	-	-	-	-	-	-	-	-	-
TCU	01/20/1		dnp	-	-	-	-	-	-	-	-	-	-	-	-	-	-	-	-	-
at Baylor	01/22/1		dnp	-	-	-	-	-	-	-	-	-	-	-	-	-	-	-	-	-
GEORGIA	01/27/1		dnp	-	-	-	-	-	-	-	-	-	-	-	-	-	-	-	-	-
KANSAS	01/29/1		dnp	-	-	-	-	-	-	-	-	-	-	-	-	-	-	-	-	-
at West Virginia	02/03/1		dnp	-	-	-	-	-	-	-	-	-	-	-	-	-	-	-	-	-
at Texas	02/07/1		dnp	-	-	-	-	-	-	-	-	-	-	-	-	-	-	-	-	-
TEXASTECH	02/10/1		dnp	-	-	-	-	-	-	-	-	-	-	-	-	-	-	-	-	-
at Oklahoma State	02/14/1		dnp	-	-	-	-	-	-	-	-	-	-	-	-	-	-	-	-	-
IOWASTATE	02/17/1		dnp	-	-	-	-	-	-	-	-	-	-	-	-	-	-	-	-	-
TEXAS	02/21/1		dnp	-	-	-	-	-	-	-	-	-	-	-	-	-	-	-	-	-
at Oklahoma	02/24/1		dnp	-	-	-	-	-	-	-	-	-	-	-	-	-	-	-	-	-
at TCU	02/27/1		dnp	-	-	-	-	-	-	-	-	-	-	-	-	-	-	-	-	-
BAYLOR	03/03/1		dnp	-	-	-	-	-	-	-	-	-	-	-	-	-	-	-	-	-
vs TCU	03/08/1		dnp	-	-	-	-	-	-	-	-	-	-	-	-	-	-	-	-	-
vs Kansas	03/09/1		dnp	-	-	-	-	-	-	-	-	-	-	-	-	-	-	-	-	-
vs Creighton	03/16/1		dnp	-	-	-	-	-	-	-	-	-	-	-	-	-	-	-	-	-
vs UMBC	03/18/1		dnp	-	-	-	-	-	-	-	-	-	-	-	-	-	-	-	-	-
Totals		0	50	3-8	.375	0-0	.000	3-4	.750	7	9	16	2.0	7	0	3	0	0	9	1.1

Games played: 8
Minutes/game: 6.3
Points/game: 1.1
FG Pct: 37.5
FT Pct: 75.0

Rebounds/game: 2.0
Turnovers/game: 0.4

Individual Career History

BROWN, Barry

Season	gp-gs	min/avg	Total		3-Point		F-Throws		Rebounds				Scoring							
			fg-fga	pct	fg-fga	pct	ft-fta	pct	off	def	tot	avg	pf	fo	ast	to	blk	stl	pts	avg
2015-16	33-11	852/25.8	100-287	.348	45-134	.336	40-63	.635	23	69	92	2.8	65	0	50	50	3	40	285	8.6
2016-17	35-35	1146/32.7	146-354	.412	44-135	.326	72-117	.615	17	95	112	3.2	68	0	84	61	4	82	408	11.7
2017-18	35-35	1208/34.5	193-422	.457	41-124	.331	136-176	.773	21	89	110	3.1	76	2	115	91	5	64	563	16.1
TOTAL	103-81	3206/31.1	439-1063	.413	130-393	.331	248-356	.697	61	253	314	3.0	209	2	249	202	12	186	1256	12.2

DIARRA, Cartier

Season	gp-gs	min/avg	Total		3-Point		F-Throws		Rebounds				Scoring							
			fg-fga	pct	fg-fga	pct	ft-fta	pct	off	def	tot	avg	pf	fo	ast	to	blk	stl	pts	avg
2017-18	35-20	827/23.6	86-178	.483	32-79	.405	45-62	.726	20	65	85	2.4	81	3	71	68	3	26	249	7.1
TOTAL	35-20	827/23.6	86-178	.483	32-79	.405	45-62	.726	20	65	85	2.4	81	3	71	68	3	26	249	7.1

KINNAMON, Kade

Season	gp-gs	min/avg	Total		3-Point		F-Throws		Rebounds				Scoring							
			fg-fga	pct	fg-fga	pct	ft-fta	pct	off	def	tot	avg	pf	fo	ast	to	blk	stl	pts	avg
2016-17	8-0	8/1.0	0-0	.000	0-0	.000	0-0	.000	0	0	0	0.0	1	0	2	0	0	0	0	0.0
2017-18	10-0	11/1.1	0-3	.000	0-3	.000	0-0	.000	0	0	0	0.0	0	0	1	0	1	0	0	0.0
TOTAL	18-0	19/1.1	0-3	.000	0-3	.000	0-0	.000	0	0	0	0.0	1	0	3	0	1	0	0	0.0

LOVE III, James

Season	gp-gs	min/avg	Total		3-Point		F-Throws		Rebounds				Scoring							
			fg-fga	pct	fg-fga	pct	ft-fta	pct	off	def	tot	avg	pf	fo	ast	to	blk	stl	pts	avg
2017-18	14-0	67/4.8	4-9	.444	0-0	.000	2-5	.400	1	4	5	0.4	20	0	0	1	5	1	10	0.7
TOTAL	14-0	67/4.8	4-9	.444	0-0	.000	2-5	.400	1	4	5	0.4	20	0	0	1	5	1	10	0.7

MAWIEN, Makol

Season	gp-gs	min/avg	Total		3-Point		F-Throws		Rebounds				Scoring							
			fg-fga	pct	fg-fga	pct	ft-fta	pct	off	def	tot	avg	pf	fo	ast	to	blk	stl	pts	avg
2017-18	35-35	701/20.0	102-162	.630	3-10	.300	42-54	.778	41	83	124	3.5	107	4	10	38	40	14	249	7.1
TOTAL	35-35	701/20.0	102-162	.630	3-10	.300	42-54	.778	41	83	124	3.5	107	4	10	38	40	14	249	7.1

McATEE, Pierson

Season	gp-gs	min/avg	Total		3-Point		F-Throws		Rebounds				Scoring							
			fg-fga	pct	fg-fga	pct	ft-fta	pct	off	def	tot	avg	pf	fo	ast	to	blk	stl	pts	avg
2016-17	15-0	26/1.7	1-5	.200	1-3	.333	2-4	.500	3	7	10	0.7	1	0	0	0	0	0	5	0.3
2017-18	9-0	19/2.1	2-4	.500	2-3	.667	2-2	1.000	0	2	2	0.2	1	0	1	2	0	0	8	0.9
TOTAL	24-0	45/1.9	3-9	.333	3-6	.500	4-6	.667	3	9	12	0.5	2	0	1	2	0	0	13	0.5

McGUIRL, Mike

Season	gp-gs	min/avg	Total		3-Point		F-Throws		Rebounds				Scoring							
			fg-fga	pct	fg-fga	pct	ft-fta	pct	off	def	tot	avg	pf	fo	ast	to	blk	stl	pts	avg
2017-18	10-0	100/10.0	10-27	.370	4-14	.286	8-11	.727	4	11	15	1.5	6	0	8	6	1	2	32	3.2
TOTAL	10-0	100/10.0	10-27	.370	4-14	.286	8-11	.727	4	11	15	1.5	6	0	8	6	1	2	32	3.2

PATRICK, Brian

Season	gp-gs	min/avg	Total		3-Point		F-Throws		Rebounds				Scoring							
			fg-fga	pct	fg-fga	pct	ft-fta	pct	off	def	tot	avg	pf	fo	ast	to	blk	stl	pts	avg
2016-17	23-0	124/5.4	19-40	.475	12-28	.429	3-7	.429	2	7	9	0.4	8	0	2	4	2	3	53	2.3
2017-18	25-0	203/8.1	15-47	.319	10-40	.250	2-2	1.000	5	11	16	0.6	27	0	10	6	0	5	42	1.7
TOTAL	48-0	327/6.8	34-87	.391	22-68	.324	5-9	.556	7	18	25	0.5	35	0	12	10	2	8	95	2.0

Individual Career History

SALLAH, Mawdo

Season	gp-gs	min/avg	Total		3-Point		F-Throws		Rebounds				pf	fo	ast	to	blk	stl	Scoring	
			fg-fga	pct	fg-fga	pct	ft-fta	pct	off	def	tot	avg							pts	avg
2017-18	20-0	160/8.0	15-27	.556	0-0	.000	7-14	.500	10	30	40	2.0	26	0	4	9	7	2	37	1.9
TOTAL	20-0	160/8.0	15-27	.556	0-0	.000	7-14	.500	10	30	40	2.0	26	0	4	9	7	2	37	1.9

SCHOEN, Mason

Season	gp-gs	min/avg	Total		3-Point		F-Throws		Rebounds				pf	fo	ast	to	blk	stl	Scoring	
			fg-fga	pct	fg-fga	pct	ft-fta	pct	off	def	tot	avg							pts	avg
2014-15	10-0	9/0.9	0-2	.000	0-2	.000	0-0	.000	2	0	2	0.2	0	0	0	0	0	0	0	0.0
2015-16	10-0	11/1.1	0-4	.000	0-2	.000	1-2	.500	1	0	1	0.1	0	0	1	0	0	0	1	0.1
2016-17	13-0	22/1.7	3-6	.500	3-5	.600	0-3	.000	0	1	1	0.1	3	0	2	1	0	0	9	0.7
2017-18	12-0	19/1.6	0-4	.000	0-2	.000	0-0	.000	0	0	0	0.0	0	0	1	1	0	0	0	0.0
TOTAL	45-0	61/1.4	3-16	.188	3-11	.273	1-5	.200	3	1	4	0.1	3	0	4	2	0	0	10	0.2

SHADD, Nigel

Season	gp-gs	min/avg	Total		3-Point		F-Throws		Rebounds				pf	fo	ast	to	blk	stl	Scoring	
			fg-fga	pct	fg-fga	pct	ft-fta	pct	off	def	tot	avg							pts	avg
2017-18	8-0	50/6.3	3-8	.375	0-0	.000	3-4	.750	7	9	16	2.0	7	0	0	3	0	0	9	1.1
TOTAL	8-0	50/6.3	3-8	.375	0-0	.000	3-4	.750	7	9	16	2.0	7	0	0	3	0	0	9	1.1

SNEED, Xavier

Season	gp-gs	min/avg	Total		3-Point		F-Throws		Rebounds				pf	fo	ast	to	blk	stl	Scoring	
			fg-fga	pct	fg-fga	pct	ft-fta	pct	off	def	tot	avg							pts	avg
2016-17	35-2	639/18.3	78-182	.429	38-112	.339	53-73	.726	29	61	90	2.6	79	0	22	35	7	33	247	7.1
2017-18	35-35	1094/31.3	128-314	.408	56-175	.320	62-81	.765	37	136	173	4.9	78	1	63	39	11	57	374	10.7
TOTAL	70-37	1733/24.8	206-496	.415	94-287	.328	115-154	.747	66	197	263	3.8	157	1	85	74	18	90	621	8.9

STOCKARD III, Levi

Season	gp-gs	min/avg	Total		3-Point		F-Throws		Rebounds				pf	fo	ast	to	blk	stl	Scoring	
			fg-fga	pct	fg-fga	pct	ft-fta	pct	off	def	tot	avg							pts	avg
2017-18	34-0	299/8.8	26-50	.520	0-0	.000	11-18	.611	21	38	59	1.7	63	1	3	14	2	5	63	1.9
TOTAL	34-0	299/8.8	26-50	.520	0-0	.000	11-18	.611	21	38	59	1.7	63	1	3	14	2	5	63	1.9

STOKES, Kamau

Season	gp-gs	min/avg	Total		3-Point		F-Throws		Rebounds				pf	fo	ast	to	blk	stl	Scoring	
			fg-fga	pct	fg-fga	pct	ft-fta	pct	off	def	tot	avg							pts	avg
2015-16	21-20	564/26.9	62-170	.365	35-103	.340	39-54	.722	13	45	58	2.8	49	0	57	44	0	20	198	9.4
2016-17	35-35	980/33.3	120-337	.356	64-176	.364	107-140	.764	15	75	90	2.6	77	2	145	100	0	38	411	11.7
2017-18	28-18	742/26.5	79-212	.373	39-119	.328	54-72	.750	9	59	68	2.4	36	0	96	53	0	31	251	9.0
TOTAL	84-73	2471/29.4	261-719	.363	138-398	.347	200-266	.752	37	179	216	2.6	162	2	298	197	0	89	860	10.2

WADE, Dean

Season	gp-gs	min/avg	Total		3-Point		F-Throws		Rebounds				pf	fo	ast	to	blk	stl	Scoring	
			fg-fga	pct	fg-fga	pct	ft-fta	pct	off	def	tot	avg							pts	avg
2015-16	33-31	871/26.4	111-256	.434	26-89	.292	80-122	.656	67	101	168	5.1	88	0	37	31	17	20	328	9.9
2016-17	35-35	980/28.0	117-236	.496	39-97	.402	53-80	.663	57	101	158	4.5	84	1	64	34	23	26	326	9.3
2017-18	32-32	1075/33.6	197-358	.550	40-91	.440	95-127	.748	42	160	202	6.3	63	2	89	47	27	50	529	16.5
TOTAL	100-98	2926/29.3	425-850	.500	105-277	.379	228-329	.693	166	362	528	5.3	235	3	190	112	67	96	1183	11.8

WAINRIGHT, Amaad

Season	gp-gs	min/avg	Total		3-Point		F-Throws		Rebounds				pf	fo	ast	to	blk	stl	Scoring	
			fg-fga	pct	fg-fga	pct	ft-fta	pct	off	def	tot	avg							pts	avg
2017-18	34-0	450/13.2	35-80	.438	12-37	.324	9-22	.409	23	52	75	2.2	44	0	17	16	4	19	91	2.7
TOTAL	34-0	450/13.2	35-80	.438	12-37	.324	9-22	.409	23	52	75	2.2	44	0	17	16	4	19	91	2.7

Individual Season & Career Highs

#00 Mike McGuirl [G/6-2/190/Fr.-HS]

Category	Season	Career
Points	17, vs. Creighton (3/16/18)	17, vs. Creighton (3/16/18)
Field Goals	6, vs. Creighton (3/16/18)	6, vs. Creighton (3/16/18)
FG Attempts	10, vs. Creighton (3/16/18)	10, vs. Creighton (3/16/18)
3-Point FGs	3, vs. Creighton (3/16/18)	3, vs. Creighton (3/16/18)
3FG Attempts	5, vs. Creighton (3/16/18)	5, vs. Creighton (3/16/18)
FT Made	2, four times	2, four times
FT Attempts	4, vs. Kansas (3/9/18)	4, vs. Kansas (3/9/18)
Rebounds	4, twice	4, twice
Assists	4, vs. Kansas (3/9/18)	4, vs. Kansas (3/9/18)
Blocks	1, vs. TCU (1/20/18)	1, vs. TCU (1/20/18)
Steals	2, vs. UMBC (3/18/18)	2, vs. UMBC (3/18/18)
Minutes	22, vs. Creighton (3/16/18)	22, vs. Creighton (3/16/18)

#1 Mawdo Sallah [F/6-9/235/Jr.-TR]

Category	Season	Career
Points	11, vs. UMKC (11/14/17)	14, at Wagner (2/16/17)
Field Goals	5, vs. UMKC (11/14/17)	6, at Wagner (2/16/17)
FG Attempts	6, vs. UMKC (11/14/17)	13, at Wagner (2/16/17)
3-Point FGs	--	--
3FG Attempts	--	--
FT Made	3, vs. USC Upstate (12/5/17)	4, vs. Sacred Heart (1/28/17)
FT Attempts	4, vs. UC Irvine (11/17/17)	6, vs. UMBC (12/7/16)
Rebounds	9, vs. UMKC (11/14/17)	15, vs. UMBC (12/7/16)
Assists	2, vs. Northern Arizona (11/20/17)	1, nine times
Blocks	1, seven times	6, twice
Steals	1, twice	2, twice
Minutes	23, vs. Arizona State (11/23/17)	31, twice

#2 Cartier Diarra [G/6-4/190/Fr.-RS]

Category	Season	Career
Points	18, at Kansas (1/13/18)	18, at Kansas (1/13/18)
Field Goals	7, at Kansas (1/13/18)	7, at Kansas (1/13/18)
FG Attempts	12, vs. Oklahoma State (1/10/18)	12, vs. Oklahoma State (1/10/18)
3-Point FGs	4, vs. American (11/10/17)	4, vs. American (11/10/17)
3FG Attempts	5, at Kansas (1/13/18)	5, at Kansas (1/13/18)
FT Made	7, vs. Texas Tech (2/10/18)	7, vs. Texas Tech (2/10/18)
FT Attempts	9, vs. Texas Tech (2/10/18)	9, vs. Texas Tech (2/10/18)
Rebounds	7, twice	7, twice
Assists	6, at Baylor (1/22/18)	6, at Baylor (1/22/18)
Blocks	1, three times	1, three times
Steals	3, vs. UMBC (3/18/18)	3, vs. UMBC (3/18/18)
Minutes	37, vs. Oklahoma State (1/10/18)	37, vs. Oklahoma State (1/10/18)

#3 Kamau Stokes [G/6-0/170/Jr.-2L]

Category	Season	Career
Points	23, twice	24, vs. North Carolina (11/24/15)
Field Goals	7, three times	8, vs. North Carolina (11/24/15)
FG Attempts	19, vs. Arizona State (11/23/17)	19, vs. Kansas (2/6/17)
3-Point FGs	7, vs. Arizona State (11/23/17)	7, vs. Arizona State (11/23/17)
3FG Attempts	10, vs. Arizona State (11/23/17)	14, vs. Kansas (2/6/17)
FT Made	6, twice	10, twice
FT Attempts	7, twice	12, at West Virginia (2/11/17)
Rebounds	6, twice	8, vs. Kansas (2/6/17)
Assists	9, vs. SE Missouri State (12/16/17)	9, vs. SE Missouri State (12/16/17)
Blocks	--	--
Steals	3, three times	4, vs. Boston College (11/25/16)
Minutes	38, twice	42, twice

#5 Barry Brown, Jr. [G/6-3/195/Jr.-2L]

Category	Season	Career
Points	38, vs. Oklahoma State (1/10/18)	38, vs. Oklahoma State (1/10/18)
Field Goals	12, twice	12, twice
FG Attempts	22, at Oklahoma (2/24/18)	22, at Oklahoma (2/24/18)
3-Point FGs	4, twice	5, vs. TCU (3/2/16)
3FG Attempts	9, vs. Arizona State (11/23/17)	9, vs. Arizona State (11/23/17)
FT Made	12, twice	12, twice
FT Attempts	16, vs. Oklahoma State (1/10/18)	16, twice
Rebounds	6, four times	8, twice
Assists	9, twice	9, twice
Blocks	2, vs. Creighton (3/16/18)	2, twice
Steals	6, twice	6, twice
Minutes	44, vs. TCU (3/8/18)	44, vs. TCU (3/8/18)

#11 Brian Patrick [G/6-5/195/So.-1L]

Category	Season	Career
Points	7, vs. SE Missouri State (12/16/17)	11, at West Virginia (2/11/17)
Field Goals	3, vs. SE Missouri State (12/16/17)	4, at West Virginia (2/11/17)
FG Attempts	6, vs. Northern Arizona (11/20/17)	6, vs. Northern Arizona (11/20/17)
3-Point FGs	2, vs. UC Irvine (11/17/17)	3, at West Virginia (2/11/17)
3FG Attempts	5, vs. Northern Arizona (11/20/17)	5, vs. Northern Arizona (11/20/17)
FT Made	--	2, vs. Boston College (11/25/16)
FT Attempts	--	2, three times
Rebounds	3, twice	3, twice
Assists	3, vs. UC Irvine (11/17/17)	3, vs. UC Irvine (11/17/17)
Blocks	--	1, twice
Steals	2, vs. TCU (1/20/18)	9, vs. TCU (1/20/18)
Minutes	17, vs. SE Missouri State (12/16/17)	18, at West Virginia (2/11/17)

#12 Mason Schoen [G/6-2/185/Sr.-3L]

Category	Season	Career
Points	--	3, three times
Field Goals	--	1, three times
FG Attempts	1, three times	2, vs. Pittsburgh (11/26/14)
3-Point FGs	--	1, three times
3FG Attempts	1, twice	2, vs. Pittsburgh (11/26/14)
FT Made	--	1, vs. TCU (3/2/16)
FT Attempts	--	2, twice
Rebounds	--	1, four times
Assists	1, vs. USC Upstate (12/5/17)	1, four times
Blocks	--	--
Steals	--	--
Minutes	4, twice	4, vs. Omaha (11/15/16)

#14 Makol Mawien [F/6-9/225/So.-TR]

Category	Season	Career
Points	29, vs. Kansas (3/9/18)	29, vs. Kansas (3/9/18)
Field Goals	13, vs. Kansas (3/9/18)	13, vs. Kansas (3/9/18)
FG Attempts	19, vs. Kansas (3/9/18)	19, vs. Kansas (3/9/18)
3-Point FGs	1, three times	1, three times
3FG Attempts	2, at Washington State (12/20/17)	2, at Washington State (12/20/17)
FT Made	4, three times	4, three times
FT Attempts	5, vs. American (11/10/17)	5, vs. American (11/10/17)
Rebounds	9, three times	9, three times
Assists	2, vs. Oklahoma State (1/10/18)	2, vs. Oklahoma State (1/10/18)
Blocks	3, vs. TCU (3/8/18)	3, vs. TCU (3/8/18)
Steals	2, three times	2, three times
Minutes	36, vs. TCU (1/20/18)	36, vs. TCU (1/20/18)

#20 Xavier Sneed [F/6-5/212/So.-1L]

Category	Season	Career
Points	23, vs. SE Missouri State (12/16/17)	23, vs. SE Missouri State (12/16/17)
Field Goals	9, vs. SE Missouri State (12/16/17)	9, vs. SE Missouri State (12/16/17)
FG Attempts	13, twice	13, twice
3-Point FGs	6, vs. West Virginia (1/1/18)	6, vs. West Virginia (1/1/18)
3FG Attempts	9, vs. West Virginia (1/1/18)	9, vs. West Virginia (1/1/18)
FT Made	7, vs. Oklahoma State (1/10/18)	8, vs. TCU (2/1/17)
FT Attempts	8, vs. Oklahoma State (1/10/18)	9, vs. TCU (2/1/17)
Rebounds	13, vs. Texas (2/21/18)	13, vs. Texas (2/21/18)
Assists	7, vs. Northern Arizona (11/20/17)	7, vs. Northern Arizona (11/20/17)
Blocks	1, 10 times	2, at Tennessee (1/28/17)
Steals	5, at Texas Tech (1/6/18)	5, at Texas Tech (1/6/18)
Minutes	42, vs. TCU (3/8/18)	42, vs. TCU (3/8/18)

#21 James Love III [F/6-11/225/Fr.-RS]

Category	Season	Career
Points	6, at Texas (2/7/18)	6, at Texas (2/7/18)
Field Goals	3, at Texas (2/7/18)	3, at Texas (2/7/18)
FG Attempts	3, at Texas (2/7/18)	3, at Texas (2/7/18)
3-Point FGs	--	--
3FG Attempts	--	--
FT Made	1, twice	1, twice
FT Attempts	2, twice	2, twice
Rebounds	2, at TCU (2/27/18)	2, at TCU (2/27/18)
Assists	--	--
Blocks	2, at Oklahoma State (2/14/18)	2, at Oklahoma State (2/14/18)
Steals	1, vs. Texas (2/21/18)	1, vs. Texas (2/21/18)
Minutes	15, at Texas (2/7/18)	15, at Texas (2/7/18)

Individual Season & Career Highs

#23 Amaad Wainright [G/6-2/200/Jr.-TR]

Category	Season	Career
Points	9, twice	9, twice
Field Goals	4, twice	4, twice
FG Attempts	7, twice	7, twice
3-Point FGs	2, vs. SE Missouri State (12/16/17)	2, vs. SE Missouri State (12/16/17)
3FG Attempts	4, vs. Arizona State (11/23/17)	4, vs. Arizona State (11/23/17)
FT Made	2, three times	2, three times
FT Attempts	6, at Baylor (1/22/18)	6, at Baylor (1/22/18)
Rebounds	9, vs SE Missouri State (12/16/17)	9, vs SE Missouri State (12/16/17)
Assists	3, vs SE Missouri State (12/16/17)	3, vs SE Missouri State (12/16/17)
Blocks	2, at Iowa State (12/29/17)	2, at Iowa State (12/29/17)
Steals	3, vs. Tulsa (12/9/17)	3, vs. Tulsa (12/9/17)
Minutes	35, vs. Kansas (3/9/18)	35, vs. Kansas (3/9/18)

#24 Pierson McAtee [F/6-6/200/So.-1L]

Category	Season	Career
Points	3, twice	3, three times
Field Goals	1, twice	1, three times
FG Attempts	2, vs. American (11/10/17)	2, vs. American (11/10/17)
3-Point FGs	1, twice	1, three times
3FG Attempts	1, three times	1, six times
FT Made	2, vs. UC Irvine (11/17/17)	2, twice
FT Attempts	2, vs. UC Irvine (11/17/17)	2, three times
Rebounds	2, vs. American (11/10/17)	3, vs. Robert Morris (11/22/16)
Assists	1, vs. USC Upstate (12/5/17)	1, vs. USC Upstate (12/5/17)
Blocks	--	--
Steals	--	--
Minutes	7, vs. American (11/10/17)	7, vs. American (11/10/17)

#32 Dean Wade [F/6-10/228/Jr.-2L]

Category	Season	Career
Points	34, at Iowa State (12/29/17)	34, at Iowa State (12/29/17)
Field Goals	13, at Iowa State (12/29/17)	13, at Iowa State (12/29/17)
FG Attempts	18, vs. Kansas (1/29/18)	18, vs. Kansas (1/29/18)
3-Point FGs	6, at Iowa State (12/29/17)	6, at Iowa State (12/29/17)
3FG Attempts	9, vs. TCU (1/20/18)	9, at TCU (3/1/17)
FT Made	7, vs. West Virginia (1/1/18)	8, at Kansas (1/3/17)
FT Attempts	9, vs. West Virginia (1/1/18)	10, vs. UMES (11/13/15)
Rebounds	11, three times	13, vs. Missouri (11/23/15)
Assists	9, vs. Iowa State (2/17/18)	9, vs. Iowa State (2/17/18)
Blocks	4, vs. Texas (2/21/18)	4, vs. Texas (2/21/18)
Steals	5, vs. Northern Arizona (11/20/17)	5, vs. Northern Arizona (11/20/17)
Minutes	41, vs. TCU (3/8/18)	41, vs. TCU (3/8/18)

#34 Levi Stockard III [F/6-8/239/Fr.-HS]

Category	Season	Career
Points	8, at Oklahoma State (2/14/18)	8, at Oklahoma State (2/14/18)
Field Goals	3, three times	3, three times
FG Attempts	4, twice	4, twice
3-Point FGs	--	--
3FG Attempts	--	--
FT Made	5, at Vanderbilt (12/3/17)	5, at Vanderbilt (12/3/17)
FT Attempts	6, at Vanderbilt (12/3/17)	6, at Vanderbilt (12/3/17)
Rebounds	6, vs. West Virginia (1/1/18)	6, vs. West Virginia (1/1/18)
Assists	1, three times	1, three times
Blocks	1, twice	1, twice
Steals	1, five times	1, five times
Minutes	23, at Oklahoma State (2/14/18)	23, at Oklahoma State (2/14/18)

#40 Kade Kinnamon [G/6-0/175/Jr.-1L]

Category	Season	Career
Points	--	--
Field Goals	--	--
FG Attempts	2, vs. USC Upstate (12/5/17)	2, vs. USC Upstate (12/5/17)
3-Point FGs	--	--
3FG Attempts	2, vs. USC Upstate (12/5/17)	2, vs. USC Upstate (12/5/17)
FT Made	--	--
FT Attempts	--	--
Rebounds	--	--
Assists	1, vs. Northern Arizona (11/20/17)	1, vs. Northern Arizona (11/20/17)
Blocks	1, vs. SE Missouri State (12/16/17)	1, vs. SE Missouri State (12/16/17)
Steals	--	--
Minutes	2, three times	2, three times

#45 Nigel Shadd [F/6-9/235/Fr.-HS]

Category	Season	Career
Points	5, vs. USC Upstate (12/16/17)	5, vs. USC Upstate (12/16/17)
Field Goals	2, vs. USC Upstate (12/16/17)	2, vs. USC Upstate (12/16/17)
FG Attempts	3, vs. UMKC (11/14/17)	3, vs. UMKC (11/14/17)
3-Point FGs	--	--
3FG Attempts	--	--
FT Made	2, vs. American (11/10/17)	2, vs. American (11/10/17)
FT Attempts	2, vs. American (11/10/17)	2, vs. American (11/10/17)
Rebounds	4, vs. UMKC (11/14/17)	4, vs. UMKC (11/14/17)
Assists	--	--
Blocks	--	--
Steals	--	--
Minutes	11, vs. USC Upstate (12/16/17)	11, vs. USC Upstate (12/16/17)

Last Time

SCORING

K-State player scored 30 or more points:
34 by Barry Brown, Jr. at Baylor (1/22/18)

K-State player scored 35 or more points:
38 by Barry Brown, Jr. vs. Oklahoma State (1/10/18)

K-State player scored 40 or more points:
44 by Denis Clemente at Texas (1/31/09)

K-State player made 15 or more field goals:
15 by Michael Beasley vs. Nebraska (2/6/08)

K-State player made 10 or more field goals:
13 by Makol Mawien vs. Kansas (3/9/18)

K-State player made 5 or more 3-point field goals:
5 by Xavier Sneed at West Virginia (2/3/18)

K-State player made 10 or more free throws:
12 by Barry Brown, Jr. at Oklahoma State (2/14/18)

K-State player made 15 or more free throws:
15 by Jacob Pullen vs. Kansas (2/14/11)

Opponent player scored 30 or more points:
30 by Nuni Omot of Baylor (3/3/18)

Opponent player scored 35 or more points:
35 by Juwan Staten of West Virginia (2/11/14)

Opponent player scored 40 or more points:
41 by Aleks Maric of Nebraska (2/13/07)

Opponent player scored 50 or more points:
51 by Doremus Bennerman of Siena (3/30/94)

Opponent player made 10 or more field goals:
11 by Buddy Hield of Oklahoma (1/9/16)

Opponent player made 5 or more 3-point field goals:
6 by Trae Young of Oklahoma (2/24/18)

Opponent player made 10 or more free throws:
13 by Keenan Evans of Texas Tech (1/6/18)

Opponent player made 15 or more free throws:
14 by Kenny Chery of Baylor (3/8/14)

REBOUNDING

K-State player had 10 or more rebounds:
11 by Dean Wade vs. Oklahoma (2/24/18)

K-State player had 15 or more rebounds:
17 by Jordan Henriquez vs. Syracuse (3/17/12)

K-State player had 20 or more rebounds:
22 by Michael Beasley vs. Western Illinois (11/17/07)

Multiple K-State players with 10 or more rebounds:
T. Gipson (13) and W. Iwundu (10) at Oklahoma State (3/3/14)

Opponent player had 10 or more rebounds:
11 by Silvio De Sousa of Kansas (3/9/18)

Opponent player had 15 or more rebounds:
17 by Jameel McKay of Iowa State (2/27/16)

Opponent player had 20 or more rebounds:
20 by Dexter Pittman of Texas (3/12/09)

OTHER STATISTICS

1 K-State player had 30+ points and 2 others with 20+ points
D. Wade (34), K. Stokes (23), B. Brown (21) at Iowa State (12/29/17)

2 K-State players had 30+ points in same game
M. Beasley (44) and B. Walker (31) at Baylor (2/23/08)

3 K-State players had 20+ points in same game
D. Wade (34), K. Stokes (23), B. Brown (21) at Iowa State (12/29/17)

2 K-State players had 20+ points in same game
B. Brown (34) and D. Wade (24) at Baylor (1/22/18)

2 K-State players had double-doubles in same game
T. Gipson (10, 13) and W. Iwundu (10, 10) at Oklahoma State (3/3/14)

K-State player had 20+ points and 20+ rebounds
28 points, 22 rebounds by Michael Beasley vs. WIU (11/17/07)

K-State freshman had 20 or more points
20 by Dean Wade vs. Oklahoma State (3/9/16)

K-State freshman had 30 or more points
34 by Marcus Foster vs. Texas (2/8/14)

K-State player had 10 or more assists:
10 by Marcus Foster at Baylor (2/15/14)

K-State player had 5 or more steals:
6 by Barry Brown, Jr., vs. Oklahoma State (1/10/18)

K-State player had 5 or more blocked shots:
5 by Jordan Henriquez vs. La Salle (3/22/13)

Opponent player had 10 or more assists:
11 by Jevon Carter of West Virginia (2/3/18)

Opponent player had 5 or more steals:
5 by Keenan Evans of Texas Tech (2/10/18)

Opponent player had 5 or more blocks:
6 by Khadeem Lattin of Oklahoma (1/9/16)

Opponent player had a triple-double:
20 points, 10 rebounds, 12 assists by Kenny Chery of Baylor (2/15/14)

SCORING

K-State scored 100 or more points:
100 vs. North Florida (12/31/10)

K-State scored 90 or more points:
90 at Baylor (1/22/18)

K-State scored under 60 points:
50 vs. UMBC (3/18/18)

K-State scored under 50 points:
47 vs. Texas Tech (2/10/18)

K-State shot 60 percent or better from the floor:
62.5 (35-56) vs. SE Missouri State (12/16/17)

K-State shot 50 percent or better from the floor:
52.0 (26-50) vs. Baylor (3/3/18)

K-State shot 60 percent or better from the floor in both halves
62.5 (15-24)/1st half & 69.6 (16-23)/2nd half vs. Wake Forest (3/14/17)

K-State shot 50 percent or better from the floor in both halves
51.7 (15-29)/1st half & 52.4 (11-21)/2nd half vs. Baylor (3/3/18)

K-State shot 35 percent or worse from the floor:
28.9 (13-45) vs. Texas Tech (2/10/18)

K-State shot 30 percent or worse from the floor:
28.9 (13-45) vs. Texas Tech (2/10/18)

K-State shot 70 percent or better from the 3-pt range:
71.4 (10-14) vs. Western Illinois (11/11/16)

K-State shot 50 percent or better from the 3-pt range:
52.9 (9-17) vs. Oklahoma (1/16/18)

K-State made 40 or more field goals:
41 vs. Missouri (1/3/98)

K-State made 45 or more field goals:
49 vs. Morgan State (1/5/85)

K-State made 10 or more 3-pointers:
10 vs. Iowa State (2/17/18)

K-State made 15 or more 3-pointers:
15 vs. Arizona State (11/23/17)

K-State made 30 or more free throws:
36 vs. South Dakota (11/20/15)

K-State attempted 40 or more free throws:
40 at West Virginia (2/11/17)

Opponent scored 100 or more points:
103 by Xavier (12/31/07)

Opponent scored 90 or more points:
92 by Arizona State (11/23/17)

Opponent scored under 50 points:
43 vs. UMBC (3/18/18)

Opponent scored under 40 points:
38 by Long Beach State (11/24/13)

Opponent shot 60 percent or better from the floor:
62.8 (27-43) by Cincinnati (3/17/17)

Opponent shot 50 percent or better from the floor:
52.7 (29-55) by Oklahoma (2/24/18)

Opponent shot under 30 percent from the floor:
29.8 (14-47) by UMBC (3/18/18)

Opponent shot under 25 percent from the floor:
22.8 (13-57) by Robert Morris (11/22/16)

Opponent shot 60 percent or better from 3-point range:
66.7 (6-9) by Colorado (3/10/11)

Opponent made 40 or more field goals:
41 by Arizona (12/30/97)

Opponent made 45 or more field goals:
50 by Oklahoma (1/18/92)

Opponent made 10 or more 3-point field goals:
11 by Oklahoma (2/24/18)

Opponent made 15 or more 3-point field goals:
15 by Saint Louis (1/3/04)

Opponent made 30 or more free throws:
35 by Texas (2/11/12)

Opponent attempted 40 or more free throws:
44 by Arizona State (11/23/17)

REBOUNDING

K-State had 60 or more rebounds:
61 at Oregon State (12/6/03)

K-State had 50 or more rebounds:
52 vs. Central Arkansas (12/1/13)

K-State had 20 or more offensive rebounds:
20 vs. Kansas (2/6/17)

K-State had 30 or more defensive rebounds:
30 vs. Washington State (12/10/16)

Opponent had 50 or more rebounds:
54 by Baylor (2/15/14)

OTHER STATISTICS

K-State had 20 or more assists:
20 vs. Iowa State (2/17/18)

K-State had 25 or more assists:
25 vs. SE Missouri State (12/16/17)

K-State had 10 or more steals:
13 vs. UMBC (3/18/18)

K-State had 15 or more steals:
19 vs. Northern Arizona (11/20/17)

K-State had 5 or more blocked shots:
5 vs. Creighton (3/16/18)

K-State had 10 or more blocked shots:
11 vs. North Florida (12/11/11)

Opponent had 20 or more assists:
21 by West Virginia (1/1/18)

Opponent had 25 or more assists:
26 by Kansas (2/4/02)

Opponent had 10 or more steals:
11 by UMBC (3/18/18)

Opponent had 15 or more steals:
15 by Kansas (3/1/08)

Opponent had 5 or more blocked shots:
6 by Kansas (1/13/18)

Opponent had 10 or more blocked shots:
11 by Baylor (1/20/16)

MISCELLANEOUS

K-State had a 5 or more game winning streak:
7, Nov. 30, 2016 to Dec. 30, 2017

K-State had a 10 or more game winning streak:
10, Nov. 24, 2013 to Jan. 7, 2014

K-State had a 15 or more game winning streak:
21, Dec. 19, 1958 to March 13, 1959

K-State had a 20 or more game winning streak:
21, Dec. 19, 1958 to March 13, 1959

OVERTIME

Played an Overtime Game:
W, 66-64 vs. TCU (3/8/18) [Kansas City, Mo.]

Played an Overtime Game at home:
L, 80-86 vs. TCU (2/1/17)

Played a Double-Overtime Game:
L, 72-79 at 13/15 Baylor (1/20/16)

Played a Triple-Overtime Game:
L, 82-87 at Oregon State (12/6/03)

Played a Quadruple-Overtime Game:
L, 80-82 at Missouri State (12/8/87)

NATIONAL RANKINGS

K-State beat a Top-25 team at home:
K-State 73, No. 24 TCU 68 (1/20/18)

K-State beat a Top-10 team at home:
K-State 87, No. 4 Oklahoma 69 (1/16/18)

K-State beat a Top-5 team at home:
K-State 87, No. 4 Oklahoma 69 (1/16/18)

K-State beat a No. 1 team at home:
K-State 80, No. 1 Oklahoma (2/6/16)

K-State beat a Top-25 team on the road:
K-State 56, No. 2 Baylor 54 (2/4/17)

K-State beat a Top-10 team on the road:
K-State 56, No. 2 Baylor 54 (2/4/17)

K-State beat a No. 1 team on the road:
K-State 68, No. 1 Kansas 64 (1/17/94)

K-State beat a Top-25 team at a neutral site:
K-State 70, No. 9 Baylor 64 (3/9/17)

K-State was ranked in the AP Top 25:
No. 25 on January 7, 2017

K-State was ranked in the AP Top 15:
No. 12 on March 18, 2013

K-State was ranked in the AP Top 10:
No. 9 on March 4, 2013

K-State was ranked in the AP Top 5:
No. 5 on December 6, 2010

K-State was ranked No. 1 by AP:
March 14, 1959

*Sprint Center [Kansas City, Mo.]

Bruce Weber Highs and Lows

TEAM HIGHS/LOWS

Points:

High: 98 vs. Southern Utah (11/14/2014)
Low: 42 at Baylor (2/21/2015)

Field Goals Made:

High: 36 at Oklahoma State (1/18/2017)
Low: 12 vs. Bradley (12/9/2014)

Field Goals Attempted:

High(s): 73 at Baylor (2/15/2014), at Oklahoma (1/9/2016)
Low: 34 vs. Bradley (12/9/2014)

Field Goal Percentage:

High: 66.0 (31-47) vs. Wake Forest (3/14/2017)
Low: 25.0 (14-56) at Oklahoma (2/25/2017)

3-Point Field Goals Made:

High: 15 vs. Arizona State (11/23/2017)
Low(s): 1 at Kansas (1/11/2014), vs. Georgia (12/31/2014), at Baylor (2/21/2015), vs. TCU (3/11/2015), at West Virginia (1/26/2016), vs. UMBC (3/18/2018)

3-Point Field Goals Attempted:

High: 32 vs. Arizona State (11/23/2017), vs. Tulsa (12/9/17)
Low(s): 6 at West Virginia (1/11/2015), vs. TCU (3/11/2015)

3-Point Field Goal Percentage:

High: 71.4 (10-14) vs. Western Illinois (11/11/2016)
Low: 5.6 (1-18) at West Virginia (1/26/2016)

Free Throws:

High: 36 vs. South Dakota (11/20/2015)
Low: 3 at Oklahoma (1/10/2015), vs. Texas Tech (1/14/2015), at Texas (2/7/2018)

Free Throws Attempted:

High: 48 vs. Southern Utah (11/14/2014)
Low: 5 at Texas (2/7/2018)

Free Throw Percentage:

High: 100.0 (8-8) vs. Oklahoma (1/16/2018)
Low: 33.3 (4-12) at Baylor (2/4/2017)

Offensive Rebounds:

High: 29 vs. North Florida (11/18/2012)
Low: 2 at Baylor (1/22/2018), at Oklahoma State (2/14/2018)

Defensive Rebounds:

High: 42 vs. Alabama-Huntsville (11/13/2012)
Low: 13 at Texas Tech (1/6/2018)

Rebounds:

High: 55 vs. Alabama-Huntsville (11/13/2012)
Low: 19 at Texas Tech (1/6/2018)

Fouls:

High: 32 vs. Arizona State (11/23/2017)
Low: 9 vs. SE Missouri State (12/16/2017)

Assists:

High: 27 vs. TCU (3/5/2013)
Low: 4 at Oklahoma (2/25/2017), 4 vs. UMBC (3/18/2018)

Turnovers:

High: 25 vs. West Virginia (1/27/2015)
Low: 4 vs. Gonzaga (12/21/2013)

Blocked Shots:

High: 9 at Texas Tech (2/25/2014)
Low: 0 vs. Columbia (11/16/2015), vs. North Dakota (12/22/2015), vs. Saint Louis (12/29/2015), at West Virginia (2/11/2017)

Steals:

High: 19 vs. Northern Arizona (11/20/17)
Low(s): 0 vs. Texas Tech (2/5/2013), vs. Texas (2/22/2016)

Points in the Paint:

High(s): 48 at West Virginia (2/1/2014), vs. Saint Louis (12/3/2016), at Oklahoma State (1/18/17)
Low: 8 at West Virginia (2/3/2018)

Points off Turnovers:

High: 38 vs. Northern Arizona (11/20/2017)
Low: 1 vs. West Virginia (3/10/2017)

Second Chance Points:

High: 25 at Oklahoma State (3/3/2014)
Low: 0 vs. TCU (3/2/2016)

Fast Break Points:

High: 23 vs. Texas (2/8/2014)
Low(s): 0 vs. Georgetown (11/22/2013), at Kansas (1/11/2014), vs. Baylor (3/8/2014), at LBSU (11/21/2014), at Kansas (2/3/2016), vs. Oklahoma (2/6/2016), vs. Texas Tech (3/4/2017), at Iowa State (12/29/2017), vs. TCU (1/20/2018), at West Virginia (2/3/2018)

Bench Points:

High(s): 45 vs. North Dakota (11/9/2012), vs. Texas (1/30/2013)
Low(s): 0 vs. Texas (12/30/2016), vs. George Washington (11/24/17), vs. Georgia (1/27/2018)

First-Half Points:

High: 53 vs. SE Missouri State (12/16/2017), at Iowa State (12/29/2017)
Low: 12 vs. Georgia (12/31/2014)

First-Half Field Goal Percentage:

High: 82.4 (14/17) vs. Texas A&M (12/20/2014)
Low: 16.0 (4/25) at TCU (2/18/2015)

Second-Half Points:

High: 55 vs. Wake Forest (3/14/17)
Low: 17 at Baylor (2/21/2015)

Second-Half Field Goal Percentage:

High: 75.0 (12/16) vs. Oklahoma State (1/24/2015)
Low: 22.2 (6/27) at West Virginia (2/3/2018)

OPPONENT HIGHS/LOWS

Points:

High: 92 by Arizona State (11/23/2017)
Low: 26 by Alabama-Huntsville (11/13/2012)

Field Goals Made:

High: 35 by Oklahoma (1/9/2016)
Low: 9 by Alabama-Huntsville (11/13/2012)

Field Goals Attempted:

High: 70 by Baylor (2/15/2014)
Low: 37 by Oklahoma State (1/24/2015), Texas (2/7/2015)

Field Goal Percentage:

High: 63.5 (33/52) by Georgetown (11/22/2013)
Low: 16.4 (9/55) by Alabama-Huntsville (11/13/2012)

3-Point Field Goals Made:

High: 13 by Texas Southern (12/18/2012)
Low(s): 1 by USC Upstate (12/2/2012), Oral Roberts (11/13/2013), Texas Tech (2/25/2014), TCU (1/7/2015)

3-Point Field Goals Attempted:

High: 34 by Washington State (12/20/2017), Creighton (3/16/2018)
Low: 8 by West Virginia (1/12/2013)

3-Point Field Goal Percentage:

High: 57.9 (11/19) by Oklahoma (1/9/2016)
Low(s): 9.1 (3/33) by Alabama-Huntsville (11/13/2012), (1/11) by USC Upstate (12/2/2012)

Free Throws:

High: 29 by West Virginia (2/1/2014), Baylor (2/10/2016), Wake Forest (3/14/2017), Arizona State (11/23/2017)
Low: 3 by USC Upstate (12/5/2017)

Free Throws Attempted:

High: 44 by Arizona State (11/23/2017)
Low: 4 by USC Upstate (12/5/2017)

Free Throw Percentage:

High: 100.0 (10/10) vs. SE Missouri State (12/16/2017)
Low: 40.0 (4/10) by Texas Southern (12/18/2012), (4/10) by Missouri (11/23/2015)

Offensive Rebounds:

High: 21 by Robert Morris (11/22/2016)
Low: 2 by Kansas (2/3/2016)

Defensive Rebounds:

High: 36 by Northern Colorado (11/8/2013)
Low: 12 by Savannah State (12/14/2014)

Rebounds:

High: 54 by Baylor (2/15/2014)
Low: 19 by SE Missouri State (12/16/2017)

Fouls:

High(s): 31 by Southern Utah (11/14/2014), UMES (11/13/2015)
Low: 9 by Kansas (3/16/2013), Texas (3/7/2015)

Assists:

High: 24 by Baylor (2/21/2015), Kansas (3/10/2016)
Low: 3 by Long Beach State (11/24/2013)

Turnovers:

High: 31 by Northern Arizona (11/20/17)
Low: 4 by Texas Tech (2/5/2013)

Blocked Shots:

High: 12 by Texas (3/7/2015)
Low(s): 0 by 11 times

Steals:

High(s): 14 by Baylor (2/21/2015), Baylor (1/20/2016)
Low(s): 0 by Tulane (12/28/2013), Texas (2/22/2016)

Points in the Paint:

High: 50 by West Virginia (2/11/2017)
Low: 4 by UMKC (11/14/17)

Points off Turnovers:

High: 30 by Kansas (2/3/2016)
Low: 0 by Georgia (12/31/2014)

Second Chance Points:

High: 24 by Iowa State (1/20/2015)
Low(s): 2 by Kansas (2/3/2016), Texas (2/22/2016), Texas (2/18/2017), Texas Tech (2/10/2018)

Fast Break Points:

High: 24 by Oklahoma (1/9/2016)
Low(s): 0 14 times

Bench Points:

High: 54 by West Virginia (1/2/2016)
Low: 2 by Iowa State (3/1/2014)

First-Half Points:

High: 54 by Oklahoma State (1/18/2017)
Low: 10 by Tulane (12/28/2013)

First-Half Field Goal Percentage:

High: 70.0 (14/20) by Kansas (11/29/2018)
Low: 12.5 (4/32) by Long Beach State (11/24/2013)

Second-Half Points:

High: 55 by Purdue (11/24/2014)
Low: 15 by Alabama-Huntsville (11/13/2012)

Second-Half Field Goal Percentage:

High: 65.4 (17/26) vs. Iowa State (2/27/2016)
Low: 16.7 (3/18) vs. La Salle (3/22/2013)

K-STATE[®] **MEN'S BASKETBALL**



PRESS CLIPPINGS

2017-18 Kansas State Basketball

Undervalued from the start

Picked to finish eighth in Big 12 race, K-State ends regular season in fourth thanks to breakthroughs by Wade, Brown

Michael Goens – 3/4/18



K-State junior guard Barry Brown celebrates as the Wildcats finish off their victory against Baylor, thus finishing 10-8 in the Big 12 Conference.

(Photo: Emily Starkey, 247Sports)

All that fans thought they knew about Kansas State basketball was largely reinforced in 40 minutes of Saturday action as the Wildcats took down Baylor 77-67 and clinched a fourth-place finish in the Big 12 Conference.

Yes, K-State was picked eighth in the conference behind Texas Christian, Texas, Baylor and Oklahoma. Each of those programs finished below the Wildcats as the conference tournament begins Wednesday night at Sprint Center in Kansas City, Mo.

Overachievers? Perhaps. More likely that K-State was undervalued, in large part because coaches and media underestimated Dean Wade's seismic improvement from his sophomore campaign to a level in which debate ensues as to his NBA bona fides. Make no mistake, Wade did not materialize as if from Flint Hills prairie dust.

Wildcat fans have looked for greater consistency from the St. John junior virtually from the time he shed his high school letter jacket after winning two 2A state titles. The times his confidence waned from a single missed shot, that's all changed. Gym devotion, coaches' and teammates' supportive expectations and self-confidence through maturity has helped the 6-foot-10 forward flourish into an All-Big 12-caliber talent.

Even with Wade and Barry Brown often carrying the Wildcats at both ends of the floor, K-State has excelled because the whole has proven to be greater than the sum of its parts. This team needs similarly complete efforts to succeed as postseason play begins for the Cats in four days. These were on display in Saturday's microcosms as the Wildcats took their fourth straight over Baylor:

- K-State defends. Saturday's game was decided in large part over the first half's last six minutes and 13-2 KSU run. Baylor missed four of its last five shots to end the half and committed five turnovers. For the full 20 minutes, the Bears turned it over 10 times resulting in 14 points. Brown had three steals and limited Manu Lecomte to 2-10 shooting (1-7 on 3-pointers) one year after the Bears' point guard torched the Wildcats in Bramlage.
- When the Wildcats are judicious with shot selection, they find heightened success. The Cats made 20 of 30 field goal attempts inside the arc, topped by Brown (4-5), Wade (8-12) and Makol Mawien (5-7). For the season, K-State is the Big 12's third-best shooting team (47.2) and hits 54.5 percent on two-point shot attempts.
- Controlled, sensible attacks. K-State had four turnovers in the first half, one of which was a Brown player-control foul. Zones typically don't put as much ball-handling pressure on teams, but Baylor's length is added factor. There's also the dilemma that the Wildcats have struggled against zones but you couldn't have sensed it from this game. They found Wade in enough gaps for 11 first-half shot attempts (17 of his team-high 25 points), then got to the line in the second (17-of-22 converted).
- Third option. Wade and Brown combine for 46 percent of K-State's scoring. No surprise there. Complementary parts to supplement their efforts make K-State more of a threat. Xavier Sneed was off his shooting game (three points, three boards, six assists) in 29 minutes but Mawien provided a huge boost in 17 minutes, as he made mid-range shots and defended reasonably well, albeit a foul-out disqualification. His 14-point scoring burst was outdone only by his 18-point game against TCU during conference play. Though only his fourth double-figure game in league play, Mawien has posted a 10-point average for the season's last three games.
- Little things. Postseason play often comes down to attention to detail. On Saturday, K-State made and attempted more free throws, collected more defensive rebounds (only a negative-2 overall deficit), distributed more assists, had fewer turnovers, more blocks, and steals. At the line, the Wildcats made 10 straight in the second half and 15 of 16 during a late stretch. Valuing possessions and defending with purpose play big parts to continued success.

All of these little things result in Ws, which now stand at 21 for the Wildcats. Throw RPI numbers out the window. It's the postseason, and time to scrap for wins as they face Texas Christian at 11:30 a.m. Thursday. Survive and advance, as the adage goes.

The subtleties of college basketball success are often so nuanced as to be missed. Not by Bruce Weber's crew in posting a 10-8 league record. These are all areas the Wildcats cannot afford to overlook. Maybe K-State is a band of overachievers, after all, pushed to greater heights by an admirable coaching job by Weber and staff. The level of play has risen, expectations are heightened. Postseason success demanded after an extended dry run under Weber's tenure.

Saturday wasn't necessarily blueprint-worthy, but the season's second win over Baylor was indicative of the manner of style Kansas State will need to pursue in order to extend their postseason beyond one, two or three games.

Bubble talk may have been shelved on the way to KC, the margin for error still decreases with each bracket advance. The Wildcats need to defend, execute with efficient purpose, stay aggressive, find supplementary pieces and continue to do the little things. Play like you've got nothing to lose.

After being picked eighth, K-State is playing with house money, and it's time to collect.

Kansas State holds off UMBC to advance to Sweet 16

BY KELLIS ROBINETT

March 18, 2018 09:27 PM Updated 10 hours 33 minutes ago

CHARLOTTE, N.C.

Kansas State's 50-43 victory over Maryland-Baltimore County will go down in history as the first time a No. 9 seed has defeated a No. 16 seed in the second round of the NCAA Tournament, but it will not be remembered as a classic.

There were no style points to be found on Sunday at Spectrum Center — just survival.

Good thing that's what this event is all about. The Wildcats made just enough plays to fend off the cold-shooting Retrievers. They survived and advanced to the Sweet 16, where they will next face No. 5 Kentucky on Thursday in Atlanta.

K-State is dancing on into the second weekend of the NCAA Tournament for the first time since 2010 when it reached the Elite Eight.

That is a nice accomplishment for the team and its coach. With the win, Bruce Weber becomes the 10th coach in history to guide three different teams to the NCAA Tournament, according to unofficial research. The others: Bill Self, John Calipari, Ralph Miller, Lon Kruger, Frank McGuire, Tubby Smith, Eddie Sutton, Rick Pitino and Gene Bartow.

Weber coached the Wildcats past UMBC in an unconventional way. Both teams appeared fatigued emotionally and physically after winning huge games two days earlier. Offense was hard to come by the whole way. Defense and grit won this game.

Play Video

1:18

Bruce Weber on Kansas State's 'gutsy' win over UMBC: 'I can't say enough about our guys'

Kansas State head coach Bruce Weber talks about his team's 50-43 win over UMBC. NCAA

K-State guard Barry Brown led the way by scoring 18 points and playing stellar defense against on the perimeter against UMBC guards. The Retrievers turned the ball over 17 times. The Wildcats were even less careful with the ball, losing 18 turnovers, but they limited the Retrievers to three points off those giveaways. That was a big difference.

Xavier Sneed made the biggest plays. In the second half alone, the sophomore wing threw down a transition dunk, a put-back dunk and then a baseline jumper to give the Wildcats a 46-41 lead in the final minutes.

Makol Mawien scored 11 points and also played strong defense, particularly in the closing moments as UMBC tried to mount a comeback.

The Wildcats wildly celebrated when it was over. Brown pointed his index finger high into the air. Weber hugged his wife and high-fived everyone in the front row.

Kansas State keeps winning NCAA Tournament games with defense

BY KELLIS ROBINETT

March 18, 2018 10:11 PM

CHARLOTTE, N.C.

The Kansas State basketball team has a calling card.

The Wildcats win NCAA Tournament games with defense.

Of all the wild and exciting developments to come out of their two victories this week at the Spectrum Center, that is the most notable. First, they held high-scoring Creighton to a season-low 59 points on Friday. Next, they completely stymied Maryland-Baltimore County during a 50-43 victory on Sunday.

Now they are headed to the Sweet 16 for the first time in eight years.

Snicker if you like about K-State barely fighting off a No. 16 seed, but the Retrievers aren't pushovers. They scored at will on Virginia, the nation's top defensive team during the regular season, and then jumped out to a 7-0 lead over the Wildcats. They were in position to keep their magic carpet ride going.

Then Barry Brown ramped up his play, and he set the tone for his teammates. Two days after holding Marcus Foster to his worst statistical game in a Creighton uniform (five points on 11 shots) he helped limit UMBC leading scorer Jairus Lyles to 12 points on 15 shots. Remember, he had 28 points on 11 shots against the Cavaliers.

Play Video

0:48

K-State players shower Bruce Weber with water in Sweet 16 celebration

Kansas State beat UMBC on March 18, 2018, reaching the NCAA Tournament Sweet 16 for the first time with Bruce Weber as its coach, and the Wildcats celebrated by dousing Weber with water in the locker room. Video courtesy of K-State Athletics. Video courtesy of K-State Athletics Compiled by Chris Fickett

Outside of point guard K.J. Maura briefly getting hot from the outside in the second half, the Retrievers produced little on offense, shooting 29.3 percent from the field and 27.3 percent from three. Perhaps most impressive of all: K-State committed 18 turnovers and held UMBC to three points on them.

"It's basketball. Nothing is perfect," K-State freshman Cartier Diarra said. "You are going to turn the ball over. That is going to happen, but you have to keep playing. No one sulked when we turned the ball over. We kept fighting, especially in crunch time. The best way to make up for a turnover is with a stop. That is what we tried to do, and what we did."

K-State coach Bruce Weber said the Wildcats wanted to be known as the best defensive team in the NCAA Tournament. They are making a case.

"I know it was an ugly win and probably hard to watch, but their perseverance ... their courage ... it's gutsy," Weber said. "We just kept saying we weren't scoring, but we kept guarding, we're still winning. And I don't know if we lost the lead the whole second half. We talked about being the best defensive team in the tournament. I guess 59-43 are pretty good numbers against two really high-powered offensive teams."

Brown took things a step further.



When asked if he was the top one-on-one defender still playing in this tournament he answered without hesitation.

"Most definitely," Brown said.

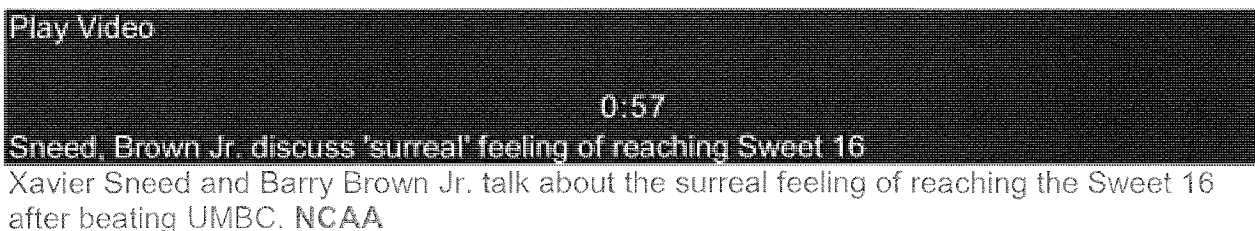
It will be fascinating to see if K-State can keep this up against No. 5 seed Kentucky. John Calipari's team is much bigger and talented than either of the two opponents it faced this week.

For now, at least, K-State has reason to believe it can keep beat anyone with defense.

Sneed to the rescue

Xavier Sneed isn't known as a clutch scorer, but he came through for the Wildcats when it mattered most against UMBC.

These were the highlights: First, he stole a pass at midcourt and threw down a monster dunk in transition, then he leaped high above the rim for a put-back dunk, and then he nailed a baseline jumper from an awkward angle with the shot clock winding down ... all in the final minutes.



Which was his favorite?

"All three," Sneed said. "All three were big shots that were needed and helped us win the game."

The jumper felt like a back-breaker, as it gave the Wildcats a 46-41 lead with 1:08 remaining.

"Shooters shoot," Sneed said. "I was just thinking, follow through and everything will be good."

The Wildcats might have won this game with defense, but Sneed was an X-Factor on offense.

How sweet it is

Bruce Weber proved his coaching acumen this week by preparing the Wildcats for a difficult matchup with Creighton and an unknown opponent two days later against UMBC.

It now feels somewhat strange that it took him six seasons to win his first NCAA Tournament game with K-State, as he is one of just 10 coaches to guide three different teams to the Sweet 16.

Play Video

0:30

K-State coach Bruce Weber on how sweet it is to be in the Sweet 16

K-State coach Bruce Weber talks about how sweet it is to be in the Sweet 16 Kellis Robinett

The others: Bill Self, John Calipari, Ralph Miller, Lon Kruger, Frank McGuire, Tubby Smith, Eddie Sutton, Rick Pitino and Gene Bartow.

It's a big accomplishment, but Weber spoke little of it.

He wanted this for his players, not himself.

"I threw it at them last spring that the goal would be to get to the Sweet 16," Weber said. "I threw it at them a couple weeks ago, just in conversation. After we won the other night I told them, 'This is special, but there is nothing like the Sweet 16. The only thing better is the Final Four.' It will be a great experience for them. We can go free and loose and just play."



Kansas State forward Xavier Sneed, left, celebrates his two-handed dunk against the UMBC Retrievers during Sunday night's Round of 32 game in Charlotte, N.C. **Jeff Siner** Charlotte Observer

Unsightly as UMBC win was, Kansas State's Sweet 16 run is testament to Bruce Weber's coaching

BY VAHE GREGORIAN

March 18, 2018 10:21 PM Updated 10 hours 38 minutes ago

CHARLOTTE, N.C.

Perception in sports is so fickle and fleeting, and so often swings wildly on a tight hinge.

For the latest testimony ... Approaching a minute left in Kansas State's South Region NCAA Tournament game against UMBC on Sunday at the Spectrum Center, Bruce Weber's status among K-State fans was on the verge of absorbing a brutal blow.

The ninth-seeded Wildcats were leading 16th-seeded UMBC just 44-41 and the Retrievers had the ball. And never mind the Cinderella stuff that just about the rest of the nation would have relished had the Retrievers pulled through.

This would have been a flubbed golden opportunity for K-State and certainly more fodder for the Weber naysayers, many of whom seem to feel that way just because that's where they started when he replaced Frank Martin and ... wasn't Frank Martin.

In fact, you can bet that some feel so strongly they would rather have seen K-State lose so they could keep griping about Weber.

Instead, Makol Mawien blocked a Jairus Lyles shot, rebounded it and hit Xavier Sneed for a jumper that made it 46-41 on the way to a 50-43 victory that was unsightly but beautiful all at once.

It propelled K-State into the Sweet 16 for the first time since 2010 and made Weber just the 10th man in NCAA history to take three different schools this far.

With a touch of humor, Weber figured the path here was the real story.

"No 9 (seed) has ever beaten a 16 to get to the Sweet 16," he said, "so we wrote our own history tonight."

Play Video

1:18

Bruce Weber on Kansas State's 'gutsy' win over UMBC: 'I can't say enough about our guys'

Kansas State head coach Bruce Weber talks about his team's 50-43 win over UMBC. NCAA

Sorry about everything, UMBC, which will be treasured for what it did to get here anyway and was part of another special moment when several of its players and K-State's hugged as the last substitutions were made.

“We put our name on the map,” guard K.J. Maura said. “We’re giving hope to teams that come to the tournament with lower seeds. I think we’re giving hope to guys that are not even that tall, like me.

“So, people that feel like they’re underdogs in their life, I think we’ve given hope to everything they want to do.”

K-State forward Dean Wade '98 percent sure' he will play against Kentucky in Sweet 16
Meanwhile, “surreal” was the word of choice after the game for Sneed and guard Barry Brown, who led the Wildcats with 18 points but also disrupted UMBC star Lyles (four of 15 from the field) a game after doing much the same against Creighton’s Marcus Foster (two of 11).

“We talked about being the best defensive team in the tournament,” Weber said afterward.

As sporadic and rudderless as the offense was, good thing they didn’t let that get in the way on the other end as UMBC made just 14 of 47 field goals and six of 22 three-pointers.

So, to some degree the surreal idea rang true, especially considering the clumsy offense and that K-State remained without its best player, the injured Dean Wade, whose return timetable remains uncertain but just became all the more relevant.

But this was, in fact, real and spectacular — including as further validation for Weber, who previously took Southern Illinois and Illinois to the Sweet 16 and now joins a select group that includes Kansas coach Bill Self and Oklahoma coach (and former K-State player and coach) Lon Kruger.

Instead of allowing the improbable UMBC story to move toward the unfathomable, the dastardly Wildcats threw cold water on the UMBC dream.

Not to mention on Weber, whose damp hair at the postgame news conference resulted from what Brown called a “pool party” in the locker room.

Play Video

0:30

K-State coach Bruce Weber on how sweet it is to be in the Sweet 16

K-State coach Bruce Weber talks about how sweet it is to be in the Sweet 16 Kellis Robinett

Now, K-State has a remarkable opportunity ahead, and if this team can seize the moment, even the most ardent members of the anti-Weber faction might have to concede.

A spree of upsets (highlighted by top seed Virginia tumbling to the Retrievers) means that the foursome in the regional in Atlanta will be the first in NCAA Tournament to feature exactly zero of the top four seeds.

There, K-State will be across the bracket from No. 7 Nevada and No. 11 Loyola-Chicago as it goes up against No. 5 Kentucky.

Trouble is, K-State is 0-9 against Kentucky, including 0-3 in the NCAA Tournament, with the most recent loss in St. Louis in 2014 and the most painful in the 1951 national title game.

Maybe that means Weber will get another call from former K-State star Ernie Barrett, who told Weber in 2014 that “this is a chance to get even with them” for 1951.

Barrett suffered a deep shoulder bruise in the 1951 national semifinal and struggled in the 68-58 loss that may have turned out differently if he'd been healthy.

“That’s the one game that sticks in my craw ... ,” Barrett, who went on to be the welcoming face of K-State athletics as athletic director and a fund-raiser, told me in an interview before the 2014 game. “Every time I’ve gone to the Final Four, and I’ve gone to 60 of them since I played in it ... the teams that have won it have got big banners around the façade of wherever it’s played.

“And K-State’s name’s not there. Should have been.”

May not get there now, either. Especially considering Kentucky’s apparent athletic advantage and the history.

But if K-State wasn’t elegant against UMBC, it was gritty and resourceful and made the plays that mattered when it had to.

“(We) were able to buckle down, stay poised and make the big plays in the end,” Brown said.

Even if Wade returns, though, it’s hard to expect a win over Kentucky, really. But here’s the thing:

This tournament has been insane, and having the chance sure beats the alternative — a thin line of a difference that already has bolstered Weber’s profile and will give him a chance to enhance it further.

Now let’s March do what it does best and just see what twist is next.

“Why does everyone watch it?” Weber said. “It’s March Madness, and you never know what’s going to happen.”



Mason Schoen, Kansas State celebrate another NCAA Tournament win Kellis Robinett

How UMBC's upset of Virginia made the most Bruce Weber thing happen

By Tim Bisel

Posted Mar 18, 2018 at 2:54 PM Updated Mar 18, 2018 at 2:57 PM

It's like he'd been rummaging around in my brain. (For the purposes of this discussion, let's set aside how scary that thought would be for just about anyone.)

Early Saturday afternoon, I received this text from a friend and follower of the Kansas State Wildcats: "Good for Weber but if they don't win tomorrow, he will be back in vilified territory. I think the venom will be worse in that scenario than if they'd lost yesterday."

That very thought had occurred to me late Friday as I watched Jairus Lyles and UMBC dice up Virginia in the most historic upset of the NCAA Tournament. With the Retrievers pulling away, I realized the most Bruce Weber thing had just occurred.

The most improbable win in Big Dance history somehow had left K-State's polarizing sixth-year coach in another no-win situation. If Weber and the Wildcats beat the Retrievers — the game will tip off at 6:45 tonight and be televised nationally on truTV — they merely will have accomplished the expected, finding success against a 10-point underdog. If they lose, they will have squandered the incredibly good fortune of being the first team to meet a 16-seed in the round of 32.

Somewhere upstairs a man named Job must be thinking, "Man, that Weber guy sure is cursed."

The irony here is thick. Just a couple hours before UMBC shocked Virginia and the country, Weber finally seemed to have shed the 800-pound gorilla he'd been lugging around since 2013. That, of course, was the year when his first K-State team, seeded fourth in the NCAA's West Region, lost to La Salle in the opening round of the NCAA tourney.

The loss haunted the veteran coach. "I've coached thousands of games," he said recently, "and to lose that game in Kansas City was one of the most disappointing losses I've been part of."

But Friday's 69-59 victory against Creighton — a win that sent K-State to the NCAA's second round for the first time since Frank Martin was its coach — alleviated some of Weber's

personal pain. It also removed one of the most notable bullet points Weber critics highlighted when arguing that the K-State program was stagnating under his watch.

The win was a relief, not only for Weber but also for his players.

“I wanted to get this win for Coach,” junior guard Barry Brown said. “I know how much he cares about it and how much time he puts into this basketball program when he could be with his family. I really wanted to get it for him and our fans, just the whole Cat Nation. I wanted to get it for our players, myself, everyone.”

Roughly two hours after Brown made those remarks, while the entire nation was buzzing about UMBC and trying to come up with appropriate historical comparisons, I sat in my living room wondering what the K-State reaction would be on Sunday if K-State were to lose to the darling of all NCAA Tournament darlings. Criticism, I surmised, would be swift and harsh.

Now, to avoid becoming too hyperbolic — if I haven’t already reached that point — it’s important to note that Weber does have supporters.

As K-State was putting the finishing touches on Friday night’s win — without leading scorer Dean Wade, mind you — I posted the following on Twitter: “Speaking of Weber, can Cat fans get off that man’s (rear) now? If this isn’t a good coaching job, I don’t know what one is.” Even though I don’t have a huge Twitter following, 60 people liked the tweet and seven retweeted it.

Others, however, remained unimpressed. They noted K-State’s lack of titles and consistency (although Weber has won one league crown at K-State). They indicated they were troubled by three years of subpar league play and mediocre results at Bramlage Coliseum. They harbored resentment for a 2015 roster overhaul that “cratered” K-State’s program, according to one poster.

Those followers — not sure “fans” is the right term — were tepid at best after the win against Creighton. How do you think they would react after a loss to a No. 16 seed, even if it is a 16 that defied history? Think they might have more biting comments to share on social media?

Yeah, me too. If Bruce Weber couldn’t win everyone over with a victory on Friday, he certainly won’t win for losing today.

Weber is on the brink of leading K-State to the Sweet 16 for the first time since 2010. And somehow he once again is in a no-win situation.

Kansas State beats Creighton 69-59, advances to second round of NCAA Tournament

BY KELLIS ROBINETT

March 16, 2018 08:12 PM

CHARLOTTE, N.C.

No Dean Wade. No problem.

Kansas State defeated Creighton 69-59 in the first round of the NCAA Tournament on Friday at Spectrum Center while its leading scorer cheered from the bench in warm-up clothes.

Dean Wade was deemed healthy enough to play after missing practice this week with a foot injury, but the Wildcats only wanted to use him in an emergency situation. Turns out, there was no need for K-State coach Bruce Weber to go there.

Some speculated he would play as many as 10 minutes and try to give the Wildcats an offensive boost by hoisting shots from the perimeter. But his teammates were good enough to win on their own.

And now the Wildcats are headed to the Round of 32 for the first time since 2012 and will face No. 16 seed UMBC — which beat No. 1 overall seed Virginia 74-54, making NCAA Tournament history as the first 16 seed to beat a 1 in the men's tourney — around 6:45 p.m. Sunday for a spot in the Sweet 16.

K-State hasn't been in the second round since before Weber took over as coach. This will go down as a pivotal victory for both coach and team.

Play Video

1:46

Coach Weber on Kansas State's win over Creighton: Our guys 'rose to the occasion'

Kansas State's coach Bruce Weber said Creighton is one of the country's best offensive teams, but his team "rose to the occasion" to win and advance. [NCAA](#)

How did they win without their best player?

Start with the unforeseen heroics from Mike McGuirl. A freshman guard that saw extended playing time for the first time just last week at the Big 12 Tournament came off the bench to make myriad shots for the Wildcats.

The biggest two: A deep three-pointer on the final play of the first half and a corner three in the second half, which he made while being fouled by former K-State standout Marcus Foster. He then sank a free-throw to make it a four-point play.

More importantly, K-State led 57-46 with 7 minutes, 13 seconds remaining.

To think, had KU guard Devonte' Graham not inadvertently poked Barry Brown in the eye and forced him out of the Big 12 Tournament semifinals, McGuirl would still probably be buried on the bench.

He was the model of efficiency Friday night, scoring 17 points in 23 minutes

UMBC Retrievers shock the world, become first 16 seed to beat a No. 1 (sorry Virginia)

Brown returned at full strength and scored 18 points. Kamau Stokes looked better than he had in months and scored 11. Add in steady contributions from Xavier Sneed, Cartier Diarra and Makol Mawien, and the Wildcats not only won ... They pulled away.

It was obvious the Wildcats came to play from the beginning.

Kansas State got off to an ideal start.

Stokes came out hot and scored the first seven points of the game. He looked like his old self by draining a three-pointer and getting to the basket for a mid-range jumper and a layup. The Bluejays answered with a jumper from Davion Mintz, but Mawien responded with a three.

The Wildcats led 10-2 at the first media timeout.

Things went back and forth from there, and Creighton threatened to seize momentum when it pulled within four, 20-16, midway through the first half. That's when two big plays from Cartier Diarra kept K-State in control.

First, he beat the shot clock with a deep three-pointer that left Creighton defenders hanging their heads. Then he blocked a shot from Mintz that led to an alley-oop dunk from Xavier Sneed on the other end.

The Bluejays had to call timeout and try to regroup.

McGuirl closed out the half with a deep three of his own to give K-State a 32-26 advantage.

Weber couldn't have drawn things up much better. The Wildcats were winning and Foster was scoreless.

Foster never got going. He had a miserable game against his old school, needing 11 shots to score five points. With Brown defending him most of the game, he struggled to get open or find easy looks.

The Wildcats frustrated him the whole way and found enough offense in unusual places to win.

The Dean Wade-less Wildcats emphatically find way to victory

BY BLAIR KERKHOFF

March 16, 2018 10:00 PM
Updated March 17, 2018 09:20 AM

CHARLOTTE, N.C.

Kansas State's Mike McGuirl swished a corner three and tumbled as Creighton's Marcus Foster committed the foul. As he stood, McGuirl started to look back at Foster, in that "I-got-the-better-of-you" way. Immediately, teammate Xavier Sneed grabbed McGuirl's chin and turned it away, saving perhaps a taunting technical.

"Oh, no, I was just checking to see if he was all right," McGuirl tried to say with a straight face.

In an NCAA Tournament game with countless surprising developments, this may have been the best; an unexpected freshman star who entered the game averaging 1.8 points coming up with a quick and clever response.

Give yourself a star if you had Kansas State going wire to wire in a 69-59 victory over Creighton for the program's first round-of-64 victory since 2012, snapping a three-game skid.

Or if you had the Bluejays, who entered the game averaging 84 points, being held to a point total that matched their season low.

Or if you believed Barry Brown could throw such a blanket over Creighton scoring leader and ex-Wildcat Foster, taking the lead in holding him to five points — and none in the game's first 30 minutes.

Play Video

1:19

Stokes, Brown Jr. discuss overcoming Dean Wade's absence in Kansas State's win over Creighton

Kamau Stokes and Barry Brown Jr. talk about when they heard Dean Wade wasn't going to play and what it took to overcome his absence. [NCAA](#)

Or if you identified McGuirl, once headed for a redshirt season and then only appeared in eight games, as a star with 17 points. He'd made one three-pointer on the season. Friday, besides the four-point play, McGuirl buried a deep triple just before halftime.

And all without the services of Dean Wade, who continues to nurse a foot injury. Games that match eight and nine seeds are toss-ups, but Kansas State was down its all-conference forward, which should have tipped the toss-up clearly toward Creighton.

Instead, the Wildcats opened the game on Kamau Stokes' 7-0 run, and never trailed. They played small, strong and deliberate, often taking the shot clock to the final ticks before a launch.

The Bluejays' system malfunctioned. Foster was a mess, and running make Khyri Thomas, the team's second-leading scorer and top NBA prospect, wasn't much better.

Kansas State prepped with and without Wade, the top scorer and rebounder. He practiced lightly on Wednesday and did a little more on Friday. He moved OK, but the Wildcats were concerned about how he felt after the workouts.

At a shootaround on Friday, Wade informed the coaches that he continued to feel pain and lacked mobility.

But K-State coach Bruce Weber still thought about ways of getting Wade in the game.

"If we needed to have him take the ball in-bounds, or an emergency thing," Weber said.

Weber talked to Wade's parents as the team was getting on the bus to the arena that he didn't think Wade would play. He's not ruled out for Sunday, but it's hard to imagine an effective Wade suiting up.

The Wildcats obviously are better with him, but his absence changed things for Creighton, not prepared for a smaller lineup.

"Defensively, without Wade they could switch everything four ways, and because of that we weren't able to get into the teeth of their defense," Bluejays coach Greg McDermott said. "The guards were very athletic, very physical."

Each time Creighton drew close, Kansas State delivered an artful response. One 22-second sequence in the first half was particularly demoralizing to the Bluejays.

The Wildcats drained the shot clock, and Cartier Diarra found himself at the top about 25 feet from the hoop. Down it went for a seven-point lead.

Diarra then blocked a quick shot, starting a transition that Stokes finished with a lob pass slammed home by Sneed.

Play Video

1:13

Kamau Stokes on crucial alley-oop: 'It was a momentum-changer'

Kansas State's Kamau Stokes said the alley-oop he helped pull off was a "game-changer" in the team's 69-59 win over Creighton. [NCAA](#)

The Bluejays took a timeout. Had this occurred in Bramlage Coliseum, the roof would have come off. As it was, confidence soared on the Wildcats' sideline. It continued through McGuirl's shot before half and his four-point play, and with Brown's overall play that resulted in 18 points and six rebounds.

On to the second round and new territory for this team. They advance perhaps down a star, but with a new one in tow. McGuirl handled his assignments, during the action and in the postgame, like a veteran.

McGuirl proves to be the man for Cats

True freshman guard Mike McGuirl turns into unlikely hero in K-State's opening-round victory over Creighton

Riley Gates - Mar 16, 2018 11:10 PM



K-State freshman guard Mike McGuirl celebrates one of his many big plays in Friday night's win over Creighton. (Photo: Jeremy Brevard, USA TODAY Sports)

CHARLOTTE, N.C. — Creighton had struggled throughout the entire first half. The usually explosive Bluejay offense looked rattled by a stifling Kansas State defense that held the Bluejays to 23 points to this moment in the game. With nine seconds left, Mitch Ballock came down the floor and cashed a 3-pointer to cut the Wildcat lead to just three points.

Momentum was on the side of Creighton and it looked for sure like it would go to the locker room down just three points, brimming with energy and excitement. Instead, the Wildcats would answer the Bluejays.

Kamau Stokes drove it up the floor, looking to get a shot off at the buzzer. Double-teamed by Marcus Foster and Khyri Thomas, Stokes kicked it to one of his teammates to get the shot off. From the midcourt logo, his Wildcat brethren hoisted up a miracle with under a second to go. Nothing but net.

The likely candidate was Barry Brown, right? After all, the junior is usually the go-to weapon, especially with Dean Wade sidelined. If not him, maybe an experience Xavier Sneed? Think again.

When the Wildcats needed a big bucket, they got it from true freshman Mike McGuirl.

“It really helped us a lot, I’d say. It was a great pass by Kam, so it was really unselfish by him; everybody wants the shot at the end of the half,” McGuirl said. “It helped us, I’d say it was important.”

It wasn’t like McGuirl made this one play, though. He wasn’t in the game to provide some relief to another Wildcat, or to make sure a teammate didn’t get into foul trouble. No, McGuirl was in this game because he was making an impact.

Though he had just five points after the halftime shot, McGuirl used that and exploded into a major finish to the game. When it was all said and done, McGuirl had 17 points on 6-of-10 shooting — easily his new career-high — to go along with four rebounds and one assist in just 22 minutes of action.

“Mike, he played his butt off today,” Brown said. “Six-for-10 from the field, 3-of-5 from three, but all the little stuff you don’t see. He had some great defense. He might not have got a steal, but he had some great defensive contributions, switches and talking and knowing where to be and helps out. He had a great game today.”

While McGuirl said he did not expect a game like this when he got out of his bed this morning in Charlotte, he said it was something that he has always seen himself as being capable of doing.

“It was something that I was envisioning, something I had hoped for,” McGuirl said. “I hoped to be on the court, because I’ve been doing this all my life as a kid. This was like a dream, sort of. It was something I was hoping for, but whatever it took to win, I was willing to do it.”

His impact could not have come at a better time for the Wildcats either.

The Wildcats were underdogs entering this matchup with Creighton. Their chances of winning were even thinner after it was decided Wade wouldn’t play in this game because of a foot injury. K-State needed someone to step up and McGuirl knew that someone was him.

“That’s our leader. Dean, we love Dean,” McGuirl said. “He’s meant so much to us on offense and defense, and we knew people had to step up. Today it was me, in two days it might be someone else. But we’re just going to continue to step up and try to fill his place, which is some big shoes to fill.”

This performance did not come without a struggle, though. It’s not as if McGuirl has been a major impact player for the Wildcats this season. In fact, he’s been essentially nonexistent for them.

His season-high before this game was five points in a loss at home against Kansas. He also scored four points against KU in the Big 12 Tournament semifinals. It’s clear that McGuirl had not been an impact at all for K-State this season. In fact, before he ever stepped foot on the floor, McGuirl didn’t see action in the first 15 games of the season.

An injury in the preseason caused him to miss extended time early on. By the time he had healed up, he had missed so much time that a redshirt seemed like the only reasonable option for McGuirl’s future, so that’s what Bruce Weber did with him.

He remained redshirted until Stokes went down with an injury and, due to a lack of depth, was called upon to help out K-State. Except the thing is, McGuirl was never really used that much.

McGuirl played just 13 minutes from the time his redshirt was pulled, through the Big 12 Tournament. His freshman season was essentially a waste.

“It definitely was (tough to accept not playing), but the people around me kept me positive,” McGuirl said. “I have a great family, great friends, great coaching staff and they sort of helped. It was tough for me some days, knowing that I just lost a whole year of not playing. But I knew it was best for the team and I was just wanting to do what I could to help the team win.”

McGuirl did more than help his team win on Friday night. In fact, one could argue that he was the main reason that K-State did win. There was hardly any film on McGuirl. Creighton had no idea what it was getting.

So does the one massive performance make burning his redshirt worth it in the end?

“No,” McGuirl stated emphatically. “I want to keep winning.”

Play like that again, Mike McGuirl, and you very well could find yourself continuing to win.

<http://www.cjonline.com/sports/20180317/confident-mike-mcguirl-ready-to-keep-it-going-for-k-state>

Confident Mike McGuirl ready to keep it going for K-State

By David Smale Special to The Capital-Journal

Posted Mar 17, 2018 at 5:56 PM Updated Mar 17, 2018 at 5:56 PM

CHARLOTTE, N.C. — With all the hoopla surrounding Friday night's historical upset by UMBC against Virginia, Kansas State's own Cinderella story slipped under the radar.

Freshman point guard Mike McGuirl not only scored a career-high 17 points in K-State's 69-59 victory against Creighton, he eclipsed his career total of 13 points.

"He's got a little bit of cockiness to him, as you saw last night," K-State coach Bruce Weber said Saturday. "(During the summer) I asked the players who was the surprise, who worked the hardest. To a man, every player said, 'Mike McGuirl.'"

McGuirl was expected to redshirt this year because of injuries to both ankles. But when Kamau Stokes broke his foot in the third Big 12 Conference game at Texas Tech, McGuirl agreed to pull the redshirt. He didn't see a lot of action during the conference season, but he was ready when called upon.

"I'm just hoping to do what I can to help my team win," said McGuirl, who came to K-State after scoring more than 1,000 points for East Catholic High School in Ellington, Conn. "If that's having a big game, then I'm going to do just that.

"(Pulling the redshirt) was my decision ultimately, but it seemed like the team needed me. It ended up being for the better."

His coming-out party was against Kansas in the Big 12 Tournament semifinals. With Dean Wade out with an apparent stress fracture in his left foot, and Barry Brown going down in the game's second minute after being poked in the eye, McGuirl stepped up. He played 21 minutes and had 4 points, 4 rebounds and 4 assists. He also had zero turnovers and helped the Wildcats stay in the game until late in the second half.

"It was great for him to have the opportunity in the Kansas game (in the Big 12 semifinals)," Weber said, "and he rose up. He took advantage of the opportunity."

Nearly everyone was surprised to see McGuirl play as well as he did against Creighton. The exceptions were McGuirl's teammates. And McGuirl himself.

“I trusted the game plan and trusted the coaches,” he said. “I always have confidence in myself. The coaches have the confidence in me and so do my teammates. I was ready to come here and hopefully contribute to help my team win.”

Following his team’s loss, Virginia coach Tony Bennett said his club had a hard time handling the four-guard look of UMBC. But that style may play into K-State’s hands. With the status of Wade still in question, the Wildcats might feature a four-guard lineup that was successful against Creighton in the first round.

Barry Brown likely will get the responsibility of covering Jairus Lyles, who scored 28 against Virginia. He’s looking forward to the challenge.

“I watched tape on him already when I found out that we were going to play them,” Brown said Saturday. “That’s going to be the guy I’m going to be guarding for most of the game. (I) see where he picks his spots and what he liked to do and how he likes to score. Hopefully I can shut him down.”

Mawien erupts for shorthanded Wildcats

Lacking their top two scorers against KU in the Big 12 Tournament semifinals, Makol Mawien scores 29 in K-State loss

Riley Gates - Mar 9, 2018 10:31 PM



K-State center Makol Mawien hit 13 of his 19 field goal attempts in scoring 29 points Friday night against KU at Sprint Center.

(Photo: USA TODAY Sports)

KANSAS CITY, Mo. — Makol Mawien knew he was playing well, but he had no idea just how big of a game he had when he was asked about it in the locker room following Kansas State's 83-67 loss to the Kansas Jayhawks in the Big 12 Tournament semifinals.

He was asked if he knew he had just scored 29 points to lead the Wildcats in a hopeful upset of the top-seeded Jayhawks. Mawien sat in his chair and thought for a moment or two before simply saying, "I didn't know that, actually."

Well, he was likely the only one inside of Kansas City's Sprint Center that didn't know.

With Dean Wade sidelined with a left foot injury and Barry Brown leaving the game just 1:17 in after being hit in the eye, K-State could have laid down and just let KU waltz right into the Big 12 Championship game on Saturday. Mawien had other plans, though.

The junior college transfer forward had a game-high 29 points on 13-of-19 shooting, grabbed four rebounds, had two steals and blocked two shots.

"Somebody had to step up today and it was him," K-State sophomore forward Xavier Sneed said of Mawien. "He stepped up in a big way and I'm proud of him and what he did today. It's big-time of him."

Mawien said that he knew with Wade out and Brown going down, he was going to be looked upon to step up and make plays for the Wildcats. It's because usually, it means good things for K-State when Mawien plays well.

Entering this game, K-State was 8-0 when Mawien scored in double figures. K-State knew running through Mawien was going to be its only hope.

"I know Coach (Bruce Weber) wanted to put a little focus on me to score inside and I just tried to stay aggressive in the paint," Mawien said. "Credit to Coach Weber for drawing up the plays. He did a good job of getting me open and finding the right spots for me to be successful."

Mawien's scoring came in various ways on Friday night. Some shots came from mid-range jumpers. Others came from contested post moves where Mawien made plays that K-State fans had never seen him make. And some came when Mawien was wide open standing directly under the basket.

While Mawien credited his teammates for finding him and his coach for drawing up the right plays, his teammates said it was all Mawien's doing.

"He made it happen, actually," Sneed said. "He has great touch around the rim, an array of post moves. We knew (KU forward) Udoka (Azubuike) was out so we had to attack them inside and that's what we did."

For the Jayhawks, Mawien was a nightmare matchup. Azubuike's absence put Mitch Lightfoot and Silvio De Sousa in the spotlight to stop Mawien. They simply couldn't do it.

"I thought K-State played hard," KU coach Bill Self said. "I thought they played smarter than us. Certainly, their big kid, Mawien, was the best player in the game, without question."

It wasn't just the first good game for Mawien, though. He's had solid outings throughout the season. He closed out the regular season by scoring 14 points in a win against Baylor and helped the Wildcats down TCU in the quarterfinals on Thursday with 16 points and nine rebounds.

With two performances like that, Mawien might have played his way onto the All-Tournament Team for the Big 12 Tournament.

"He's had a great tournament," Weber said of Mawien. "He's played well. I've told him all along, you know, his time is to come. I knew he could score and obviously, it's a help, you know?"

While it was a new career-best game for Mawien, he and the Wildcats were on the losing end of the scoreboard, which tends to downplay what one player might have given on the floor. All that matters to the team is the win.

It was disappointing, no doubt, but a game that the Wildcats know they will have to leave here in Kansas City and approach the NCAA Tournament with a fresh slate.

"We've just got to do it," Mawien said when asked about moving on. "The next game is the most important and we've got to put all of our focus on that. I know we're going to be successful. We have our team back and we're going to do some damage."

The Wildcats are currently projected as a lower seed in the NCAA Tournament, given the lack of quality wins and the struggling strength of schedule they played in the non-conference.

That lower seed could be beneficial for K-State, though. There's a strong possibility that the Wildcats could be the low-seeded team that makes a run through the NCAA Tournament.

"I definitely think we can make some noise," Sneed said. "We competed with some of the higher teams, especially being in the Big 12, one of the better leagues in the NCAA. I feel like we can do some damage, especially with all of our guys back."

If Mawien plays like he did on Friday, there's no reason why K-State can't be that team.

Defense leads the way

K-State's brand of suffocating defense slows down TCU's high-scoring offense, again

Tim Fitzgerald - 3/8/18



TCU point guard Alex Robinson finds himself surrounded in the lane by K-State defenders.
(Photo: Jamie Squire, Getty)

KANSAS CITY, Mo. — If one was to ask a typical Big 12 basketball fan to list the best defensive teams in the Big 12 Conference, the answer might seem easy.

West Virginia, of course, uses a swarming full-court defense to fluster the opposition. Many would say Kansas, because good defense is always a cornerstone of Bill Self teams. Texas Tech may get tossed into the mix, too.

But Kansas State? Probably not, but Bruce Weber's Wildcats sure should be mentioned.

What K-State does defensively is much more subtle, but when the Wildcats are in system, their defense is stifling. (Note the four teams listed also occupied the top four spots in the final Big 12 standings.)

"Coach really stresses defense," freshman guard Cartier Diarra said. "We try to be a defensive-minded team and we know the offense will come after that. We just try to lock into the scouting report, know tendencies and try to limit teams to what they usually do on other teams."

Nobody knows this more than the TCU Horned Frogs. K-State defeated the Frogs 66-64 in overtime Thursday in the quarterfinals of the Big 12 Tournament at Sprint Center, and defense was the name of the game for the Wildcats.

One may not know it from watching TCU play against K-State, but the Frogs are one of the better offensive teams in the nation, averaging 83.6 points per game this season. In TCU's three games against K-State, it has failed to break the 70-point barrier, averaging 66 points per game. And Thursday they got an extra five minutes of playing time, but then went 0-4 from the field in overtime.

"We have great team defense and some great individual defenders," K-State junior guard Barry Brown said. "We all take on that challenge to stop when they do. They do a lot of ball screen

action and a lot of post-ups, and credit to our guys we fought for over forty minutes to limit their opportunities to have some.

“They had some wide-open shots and stuff, but for the most part, we were there in the bubble contesting. It paid off.”

TCU did manage to shoot 46.3 percent from the field (25-54), but the Frogs committed 14 turnovers, nine of which came off K-State steals.

“They do a good job of just pressuring the ball, denying sometimes,” TCU senior Kenrich Williams said. “Sometimes they’re in the gap. They’re a good defensive team.”

“They’re always in gaps,” added TCU point guard Alex Robinson, who accounted for seven of his team’s turnovers.

This subtle, but suffocating brand of basketball has evolved for Weber and associate head coach Chris Lowery, who oversees the team’s defensive designs.

“I went recruiting yesterday afternoon and sat with one of our former players, Dee Brown from Illinois, and he said, Coach, it’s nothing like it used to be because Dee would press full court and we would trap and all that stuff. But the game has changed,” Weber said. “I said, ‘Dee, how many people ball screened at that time?’ And that’s all TCU does. They go out and ball screen. It’s 5 on 4, and we had to change things.

“Even from the last time we played TCU they got us on a bunch of back doors. We talked about being compact.”

Bottom line: This K-State team wants to defend, including big man Makol Mawien, who has bought into the program’s defensive concepts since arriving in the offseason from the junior college ranks.

“I think it’s just our energy on defense, we’re everywhere,” junior Dean Wade said. “You’ve got to give Mak credit, he held (Vladimir) Brodziansky to (13 points) — I don’t even know how many he had, but he held him under his average and he played amazing help defense, ball screen defense, he did an unbelievable job today. Mak was our stronghold on defense today.”

It all starts in the film room, Weber said.

“I think it’s good, solid scouting reports. We got guys that care about defense, which is not always the case in this day and age,” Weber said. “Barry from day one wanted to be a defender. We’ve gotten Xavier (Sneed) to believe in it. Mak, I’ve said he’s one of the best ball screen defenders in the country, and Dean has great read of things. It’s solid. Making them earn things.

“They did get a bunch in the paint especially in the first half, I think 22 points, but we did a better job (in the second half).”

On a night when points were scarce, it was K-State’s defense that led the Wildcats into the Friday’s semifinals against Kansas.

“We’ve tweaked. We’ve changed. You have to,” Weber said. “Coach (Gene) Keady told me years ago, ‘If you’re not flexible in this game you are not going to last long because you have to change as the game changes.’

“I have to fight Coach Lowery all the time because he wants to do it the old way sometimes. But we have adjusted. We’ve done what we used to do and a little bit of new stuff and got guys to believe in it.”

And it shows, even if many don’t notice it.

Balancing act: Varied K-State offense again proving dangerous

By **Tim Bisel**

Posted Feb 18, 2018 at 5:33 PM Updated at 8:46 AM

MANHATTAN — Kansas State shot 51.7 percent from the field Saturday in its 78-66 victory against Iowa State, the 14th time this season the Wildcats have hit the 50-percent mark.

Just how significant is that? Well, consider this little nugget dug up by Tom Gilbert and the K-State sports information staff: With its latest performance, the 2017-18 Wildcats now have more 50-percent outings than any team since the 1987-88 squad, which achieved the feat 19 times.

Still not overly impressed? Let's add this historical flashback: That 1987-88 squad featured some guy named Mitch Richmond, went 25-9 overall, placed second in the Big Eight and reached the Elite Eight before being ousted from the NCAA Tournament by rival and eventual national champion Kansas.

The bottom line here is this K-State team is showing an offensive ability that few Wildcat teams have.

Especially when the Wildcats play like they did in Saturday's second half. Using an unselfish approach that involved everyone, K-State hit 17 of 29 shots and registered 12 of its 20 assists in the final period. Barry Brown scored 16 of his 20 points after intermission while Dean Wade had 12 of his 22, the two combining to go 11-for-14 from the floor.

The Wildcats (19-8, 8-6 Big 12) also were 5 for 11 from 3-point range, with Brown and Cartier Diarra each going 2 for 3 from beyond the arc.

Combine all that with the 13 points Xavier Sneed scored during the opening half — he finished with 17 — and the Wildcats proved far too varied, balanced and explosive for the last-place Cyclones (13-13, 4-10).

“It's tough when we're all scoring for teams to adjust,” said Brown, who hit the 20-point mark for the 10th time this season. “It's kind of like no-help responsibility. You can't just help on one man and leave someone else open.”

The Cyclones discovered that the hard way, seeing a 33-33 halftime tie become a 60-41 deficit in just over eight minutes.

“They’re good,” Iowa State coach Steve Prohm said. “They’re patient, they’re not going to take bad shots, they’re going to get good ball reversal and they know who they’re going through.”

Granted, K-State’s offense hasn’t always been effective this year. The Wildcats’ struggles during separate four-game stretches that produced six losses have been well-documented: They failed to reach the 50-percent mark in each of their six Big 12 losses (two each to Kansas, Texas Tech and West Virginia) and were downright abysmal in three of those games, shooting 32.3 percent or worse against each of those opponents.

The Wildcats also connected on only 31.6 percent of their tries in a nonconference setback to Tulsa.

But they’ve been effective against most of their other foes. That certainly includes the Cyclones, who watched the Wildcats make 63 of 118 field goals (53.4 percent) and 23 of 51 3-pointers (45.1 percent) in a pair of double-digit victories.

“They provide a lot of matchup problems for us,” Prohm said. “We’re trying to figure out how to guard Wade, and when you try to figure that out, then you’re screwed up with Sneed; you don’t have enough size on Sneed. Now Sneed’s making catch-and-shoot (attempts). He’s a good player. Sneed was really good today.”

Inconsistency has plagued Sneed this season, but the 6-foot-5 sophomore from St. Louis has been solid of late. He reached double-figure points for the fourth time in five games, and shot better than 50 percent for the third time in that span with his 7-for-12 effort against the Cyclones (3 of 7 on 3-pointers).

Believe it or not, Sneed’s offense may have improved because he started focusing more attention on defense.

“Barry thinks he’s the stopper, but Xavier’s kind of taken that on,” K-State coach Bruce Weber said. “He’s taken some pride (in it).

“For him, it’s just not focusing on if I make 3s. You know, 3s are great, but get a putback here and there — he got one in the first half — be the best defender. (He’s shown a) more complete game, and that definitely helps.”

After shooting better than 50 percent in both games last week — K-State connected on 54.9 percent of its attempts in an 82-72 road win against Oklahoma State — the Wildcats will try to keep the offense rolling at 8 p.m. Wednesday when they play host to Texas (16-11, 6-8).

The Longhorns are coming off a 77-66 win at Oklahoma in which they held the Sooners to 30.8 percent, but they allowed the Wildcats to shoot 53.7 percent just two weeks ago.

“When we’re all able to attack and make the right read, find the right person or play for ourself, it’s tough to scout,” Brown said. “Moving forward, we’ve just got to keep doing it, playing with each other and for each other, making the right plays.”

If they do, the Wildcats almost certainly will reach the NCAA Tournament for a second straight season.

Beyond that, who knows? No one is predicting this team to replicate the 1987-88 team’s march to the Elite Eight, but the Wildcats do believe they’re as dangerous as anyone when the offense clicks like it did Saturday.

“When we play well, we have balance,” Weber said. “It’s our strength. We’re a good team. There’s no doubt about it.”

Embrace the frenzy

When this Kansas State basketball team is at its best, it's going fast and attacking its opponent

Michael Goens – 2/18/18



K-State sophomore Xavier Sneed celebrates a dunk Saturday against Iowa State.

(Photo: Emily Starkey, 247Sports)

More frenzied, the better. Structure equals mayhem the way Kansas State has operated offensively this season. West Virginia twice forced half-court deliberations and decidedly wrecked the Wildcats. Kansas did the same with a zone. Ditto Tulsa.

One week ago, coach Bruce Weber conceded that when K-State gets pressed beyond its comfortable capacities, things fall out of whack to certain extents. On Saturday, once Iowa State methodically maneuvered back into the contest largely assisted by the Cats' sloppiness, K-State answered in the best way it knows: Push the pace and accelerate. Embrace the frenzy.

The Wildcats continue to prosper in blitzkrieg fashion, and devoured the Cyclones with a five-minute burst in front of 9,645 at Bramlage Coliseum, paving the way for a 78-66 win. Two recent halftime deadlocks have gone completely different directions after the 17-minute mark. Presented situations to thwart minimal deficits one week ago, league-leading Texas Tech averted any sustained blitzes and maintained composure.

The Red Raiders prevented transition and efficiently sliced apart Kansas State. This time, K-State proved the aggressor, pressed its opponent into costly mistakes and proved it had the best player on the floor.

"They're patient," ISU coach Steve Prohm said of a K-State team that shot 58.6 percent in the second half. "They're not going to take bad shots."

In the process, the Wildcats solidified their claim to a potential top-four Big 12 finish. Weber has begun to discern the right combinations and distribute minutes sensibly. His team has adjusted to pinch in on the post defensively and minimize size disadvantages, plus yield contested shots without giving fouls.

Weber has settled on an effective eight-man rotation and found spots for Kamau Stokes to contribute in a three-guard rotation. With four conference games left, K-State forges a

nearly insurmountable edge when it gets performances like on Saturday from Barry Brown, Xavier Sneed, and Dean Wade.

"I told them a couple of weeks ago, when Kam comes back that means we can rest Barry," Weber said. "We have two points guards that are very good and we're making progress."

Brown flourishes with floor spacing like the Cats exhibited in the second half, and that's even more enhanced when Cartier Diarra has adequate chances to make an impact with his penetration abilities. Given those allowances and another of Weber's prized 2016 recruits, and K-State's peak performances may just reach higher levels as Selection Sunday looms in three weeks.

X marks the spot and Sneed could become the Cats' Mr. X when he runs the floor in tandem with Wade. The St. Louis sophomore bangs 3-pointers at a 38.5 percent clip in Big 12 play, and he found the mark on three of seven attempts Saturday. Just as importantly, Sneed's game showed more elasticity showing off a slick second-half baseline reverse layup.

The 6-foot-5 forward made four of five 2-point shots (K-State was 21 of 35 inside the arc, 60 percent) after he made all four 2-point attempts in Stillwater. K-State benefits should Sneed seek more openings to penetrate for shots or dish to Wade for lane punctuations. When Sneed has more inside presence, there is a greater chance for him to get on the boards, too. Sixty percent of Sneed's shots on the season have been 3-balls although he's made 68.4 percent on his last 19 shots at the rim and mid-range.

"What they do for us, they present a lot of matchup problems," Prohm said. "We don't have enough size to match up against Sneed. He can make shots."

Sneed made seven. Brown eight. Wade nine. Stokes facilitated (five assists). Makol Mawien rebounded (eight, five offensive). The Wildcats were on point. The offense flowed, and Wade was Mr. Everything in 39 minutes. He scored at the rim, in the paint, and beyond the arc. Even more impressive was a pair of outlets to trigger second-half breaks.

K-State scored 18 points off of Iowa State turnovers.

"They made adjustments and switched on all ball screens," Weber said of the Cyclones.

"They loaded up on Dean and he made some great plays and good reads. He created a lot (of plays) that led to open looks."

Iowa State inched into a halftime tie behind Lindell Wigginton but the Cyclones never led. Wade paced a determined second-half start from the Wildcats. On 14 possessions in the first 7 minutes, 40 seconds, the Cats converted 11 times (two turnovers, one miss cleared by ISU's defensive board). Wade scored inside, made two free throws, finished a dunk via Stokes and assisted on five additional baskets.

All-Big 12-type stuff.

The Wildcats' forwards were phenomenal, and added with Brown's production shot 62 percent with 17 rebounds and 13 assists. K-State has sought consistency, and have delivered two straight solid outings. The last two games have come against the Big 12's least likely postseason contenders but the Cats still may have discovered their stride. And that stride is a flowing pace.

"The last couple of games we've gotten rebounds then slowed it down," Brown said. "When we do push we are effective in transition. We need to focus on getting rebounds and pushing it up the floor."

In a snap

Tim Fitzgerald - Jan 23, 2018 12:27 AM



Dean Wade scored 24 points for K-State at Baylor, but Barry Brown (left) led the way with 34.
(Photo: Raymond Carlin III, USA TODAY Sports)

WACO, Texas — It happened suddenly. So suddenly that any provided explanation seems to fall short. The Kansas State Wildcats are not just good, they are very good, and Monday night's 90-83 victory inside Baylor's Ferrell Center cements that as an absolute truth.

At least that's true for the moment — things change suddenly in the Big 12 — but now that the Wildcats are 5-3 in the Big 12 and 15-5 overall, they are floating to the top of the Big 12 standings. K-State's win paired with West Virginia's unexpected home loss to TCU on Monday leaves K-State and WVU tied for second in the Big 12 at 5-3.

This from a team that 16 days ago seemed to be lost, and suddenly without a veteran point guard and one of its top scorers.

In the course of less than three weeks, this Kansas State basketball team has gone from unfulfilled potential to a legitimate contender in the Big 12 Conference. Just like that. In a snap.

And that snap was something in Kamau Stokes' foot.

Losing Stokes wasn't a good thing. That's not the point.

The point is the foot injury suffered by K-State's junior point guard in the first half of the Wildcats 74-58 loss at Texas Tech on January 6 forced this team to reinvent itself.

And if necessity is the mother of invention, then, oh mama, this reinvention has been nothing short of remarkable.

Once Stokes was lost in the first half of a mostly dreadful performance in Lubbock, freshman Cartier Diarra was dropped into the lineup and the entire personality of this team changed. Just like that. In a snap.

“My nephew is in the Marines and played basketball at Quincy. He loves it. He watches everything,” K-State coach Bruce Weber said. “... He first said, ‘You’ve got a great unit,’ which is obviously military talk, but we do have a good unit. He said the next thing was that they have no agenda right now. All they care about is winning. And third, he said, they play so hard.

“And you get those three things and you’ve got a couple of really good players, it adds up to being successful.”

Diarra doesn’t get all the credit, though.

While the freshman added a missing ingredient — his driving, athletic style altered K-State from a team of struggling jump shooters into an attacking swarm — it has been the epic emergence of juniors Barry Brown and Dean Wade that has made this team special.

“Obviously we’ve jumped on Barry’s and Dean’s back,” Weber said, “and now Dean got player of the week in the Big 12, but Barry was so good, too and I don’t know how you can pick between one or the other.”

Both were good. Everyone knew it, but they were also inconsistent and lacked confidence to make big plays. Now they may be the most self-assured pairing in the talented Big 12. Just like that. In a snap.

On Monday night at Baylor, it was Brown hoisting the Wildcats onto his back with 34 points, while Wade calmly pitched in 24 on 9-of-12 shooting from the field.

“Barry Brown and Dean Wade, if you look at their numbers, they’re first-team All-Big 12 players right now,” Baylor coach Scott Drew said. “They’ve done a great job stepping up with Stokes out.”

This victory wasn’t easy, but then again, K-State never trailed in this game. The Wildcats never trailed TCU on Saturday. And except for one brief moment against Oklahoma, the Wildcats led that entire game, too. The Wildcats have now led five complete halves.

“I just think they’re ready to play,” Weber said. “They’re focused. Again, the leadership is so huge. Barry was in the office Sunday right away and asking what they do and what we need to do. Dean has really grown up and wants to be prepared. A year or two ago, when Dean got tired he would just give in. Now he pushes through that.

Each time Baylor made a push, Brown and Wade answered. The Bears climbed within six, 55-49, with 13:28 remaining, but Diarra executed a twisting, scooping drive to the basket and then back-to-back steals led to dunks, one from Wade and another from Amaad Wainright that also featured an and-one free throw.

In 61 seconds K-State opened up a 13-point lead forcing Drew to call a timeout. Just like that. In a snap.

“Our big thing today was toughness, especially mental toughness because they are tough and they make you guard,” Weber added. “I think our guys were great with the mental toughness because they survived every run and they were great with the discipline because they made the right plays and the right passes.”

And it was usually Brown leading the way in another efficient performance.

“He was great tonight,” Wade said. “Whenever we needed a big play, he was there. He made some great defensive plays and when they had their little runs, he was the one who shut the runs off defensively and was aggressive on offense and started our runs.

“He was the best player on the court. He played amazing tonight.”


Amazing is the perfect description for this entire team. Right now, they may be the best in the Big 12, but this league can quickly pummel the best out of a team.

After stepping outside of the league Saturday to play host to Georgia in the Big 12/SEC Challenge, league-leading Kansas then visits Bramlage Coliseum for Big Monday and then the Wildcats travel to the aforementioned West Virginia.

Brown said the goal is simple: Win the Big 12, and the conference gauntlet awaits.

“It’s not just my goal. It’s everyone on the team, the coaching staff and the whole K-State nation’s goal,” Brown said. “We’re playing for everyone right now. I think the hard work we’ve been putting in is paying off and we just have to keep the streak rolling.”

It won’t be easy. If the Wildcats lose track of their newfound identity, it could all end as quickly as it started. Just like that. In a snap.



Kansas State Wildcats forward Dean Wade worked on his three-point shooting during Kansas State's practice at the Sprint Center on Wednesday, March 7, 2018, in Kansas City, Missouri, for their quarterfinal game against TCU on Thursday. **Shane Keyser**

As Dean Wade leads K-State into NCAA Tournament, he's become a Kansas small-town hero

BY KELLIS ROBINETT

March 15, 2018 12:34 PM

MANHATTAN

Somewhere right now in a small Kansas town a young basketball player is chasing his dream.

He's putting up extra shots, he's running after practice and he's learning how to defend. He's working on his game with one goal in mind. He wants to be the next Dean Wade.

Wade, the breakout junior forward on Kansas State's basketball team, has a message for that child: Don't give up.

"I am very proud that young players in this state look up to me and what I have accomplished, growing up in St. John and making it at Kansas State," Wade said. "There are little kids from little towns that probably don't know they can do something like this. I am here to show them and prove to them that they can do it."

This is a surreal conversation for Wade. Few envisioned he would reach role-model status when he arrived at Kansas State as a skinny, timid freshman. He used to idolize Ron Baker for making the leap from Scott City to Wichita State and then the NBA. Now Wade is on a similar path as the face of both K-State basketball and his hometown.

Wade averaged 16.5 points, 6.3 rebounds and 2.8 assists on his way to first team All-Big 12 honors this season. The only other K-State players to earn that recognition: Michael Beasley, Jacob Pullen and Rodney McGruder.

As Wade has improved, so have the Wildcats. They are headed to the NCAA Tournament for the second straight season after winning 22 games and finishing fourth in the Big 12, facing Creighton in the first round Friday in Charlotte, N.C.

He reached double figures in 20 straight games while shooting 59.2 percent inside the arc and 42.7 percent from three. He averaged 1.14 points per possession, making him the fifth-most efficient scorer in college basketball, according to advanced statistics from Synergy.

Wade's growing fan club has taken notice. Children write his name on signs and wave them at every home game. Dozens more supporters routinely wait for him outside the Bramlage Coliseum tunnel, hoping for an autograph or a picture with their 6-foot-10 local hero.

No matter how large the crowd gets, he makes time for them all. No way he's turning away one of those young dreamers. He used to be one of them.

Play Video

6:00

K-State analysis: 2018 NCAA Tournament bracket

The Kansas City Star college basketball columnists Blair Kerkhoff and Vahe Gregorian break down the 2018 NCAA Tournament bracket shortly after it was revealed on Sunday, March 11, 2018. Jill Toyoshiba and Neil Nakahodo
The Kansas City Star

Small town, big love

St. John is not a hotbed for college basketball recruits. The farming community of about 1,200 sits 55 miles west of Hutchinson.

ESPN basketball analyst Fran Fraschilla once made an on-air joke about Wade's hometown fans celebrating K-State victories at the local Dairy Queen, but there are no chain restaurants.

There's not even a stop light.

"It's rural America," said Wade's father, Jay. "When we need something we don't just hop in the car and go down to the Home Depot. We're 25 miles away from the nearest Wal-Mart."

The Wade family moved to St. John from Wichita when Dean was young. They liked it so much they never left. Jay works as a sales representative for Foley Equipment and Wade's mother, Trish, coaches volleyball and track at the high school.

Dean Wade helped the basketball team win three state championships there before leaving for K-State, and he comes back all the time. There are few things he enjoys more than hunting and fishing with friends and family.

"It's a small little farming community, but it's filled with great people who care," Wade said. "Everyone loves each other. If you go there you really understand what it means to have a family environment. It's a great little town."

St. John thinks a lot of him, too.

“There are die-hard KU fans in this town that have bought season tickets to K-State just to keep watching Dean,” Jay Wade said. “They drive to Manhattan for every game and wear purple. It’s a cool connection.”

Finding a gem

K-State basketball coaches have also grown to love St. John, but there was a time they wanted nothing to do with the place.

All of them were hesitant to drive there and watch Wade, even after they heard good reviews about him. When Bruce Weber suggested him as a recruiting target, his assistants played a heated game of rock/paper/scissors to avoid the trip.

“Our volleyball coach (Suzie Fritz) knew his mom, and she told Coach Weber about him,” associate head coach Chris Lowery said. “I know how these things go. Everybody has a friend with a basketball player in the family. When he mentioned him we all said, ‘No, we don’t want to drive to the middle of nowhere on some wild goose chase.’”

Eventually, Weber convinced Lowery to make the drive.

He found a gem.

“I’m definitely glad I went,” Lowery says now. “He was just a high school sophomore at the time, but you could tell he had elite skills. He could shoot threes, he could handle, he could pass. He was doing everything you see him do now, just on a smaller scale. You could tell he had a chance to be special.”

Lowery and the rest of K-State’s coaching staff kept close tabs on Wade over the next few years, but they were hesitant to offer a scholarship.

Though he looked the part of a potential college star, he also played for a Class 2A high school that won most of its games by huge margins. Wade rarely played into the fourth quarter against overmatched competition. How would his skills translate to the Big 12?

Furthermore, the Wildcats needed guards more than they needed forwards in that recruiting cycle. Shouldn’t they be the priority?

A dominant summer AAU run by Wade put those concerns to rest. The next time Wade’s name came up at a recruiting meeting, Weber left no doubt about his interest.

“I want him,” Weber told the room.

With three simple words, both sides came together. Wade wanted to stay in state and his father briefly played football for the Wildcats in the 1980s. He also considered Wichita State and Iowa, but he committed to the Wildcats early into his senior year while on an official visit.

Lowery can’t recall a better scripted recruiting story.

“Dean is the epitome of what a K-State basketball player should be,” Lowery said. “He’s from Kansas and he grew up dreaming of being a K-State Wildcat. What a great story. He is a kid all of our fans should love.”

Breakthrough season

Thing is, it took K-State fans a few years to warm up to Wade.

He arrived at an interesting time. The Wildcats were coming off a disastrous 15-17 season that led to sweeping roster change. Weber dismissed three players and two more chose to transfer. Wade's freshman year was going to be a rebuild, and that meant he had to start from Day 1.

That was good and bad.

In practice, Wade looked ready. Former players came in for a scrimmage against the current team and they all left raving about the freshman forward. Jamar Samuels said he could picture Wade playing in the NBA. Not just in the future, either. He already thought he was that good.

Still, making the transition from small-town high school basketball to the rugged Big 12 was not easy. Wade had always been a team-first player who looked to pass before he looked to shoot. But the Wildcats needed him to shoot.

Coaches and teammates begged him to be aggressive. He nailed a game-winning shot at Georgia and dropped 20 points on Oklahoma State that season. He averaged 9.9 points and 5.1 rebounds. His talents were obvious. Everyone told him to keep shooting, but it wasn't that simple.

"There was nothing he couldn't handle in workouts," Lowery said. "We put him through stuff he shouldn't have been able to do. He would hit five straight step-back jumpers, fade-aways, hook shots with both hands. Holy cow, he was good. But he was also extremely unselfish. He doesn't care about himself or his numbers at all. Sometimes that's good. Sometimes that's bad."

The same problem persisted as a sophomore. On his best nights, he could score 20 points. On his worst nights, he could go scoreless. His sophomore stats: 9.3 points and 4.5 rebounds.

Point guard Kamau Stokes once grew so frustrated with Wade for passing up shots that he slapped him on the chest during a NCAA Tournament loss to Cincinnati and told him to "shoot the (expletive) ball."

Everything changed this year.

Words like "timid" and "passive" no longer apply to Wade. He has become K-State's alpha dog, averaging 11.2 shots per game.

"I am actually speechless, because it's a lot of improvement from last year and his freshman year," Stokes said. "He is being more vocal this year. He has really taken charge on the court. He can't be stopped."

Indeed, Wade played so well this season that he scored 34 points against Iowa State, flirted with a triple-double in the rematch and at one point scored 20 or more points in six straight games.

His coaches used to go nuts over 15 points and 10 rebounds. His reaction to that stat line now: Meh.

“He is very humble, but we talk about how there is nothing wrong with being confident and cocky on the court,” Weber said. “He has developed a little bit of that and the players feed off that. They all tell him, ‘No one can stop you, Dean.’ He has definitely grown as a player.”

K-State fans have warmed up to him and even given him nicknames, like Dean Wolf.

The fan base collectively groaned when he was ruled out of K-State’s last game against Kansas with a left foot injury. But he is expected to recover and play against Creighton on Friday.


No one will need to remind him to shoot when he takes the floor.

Much like the hordes of young Kansas basketball players that currently idolize him, Wade used to dream about playing in games like this.

Wade puts on another show for K-State fans

Kansas State junior forward scores 25 points in team's 77-67 victory over Baylor

D. Scott Fritch - Mar 3, 2018



Junior forward Dean Wade yells to the home crowd during K-State's 77-67 victory over Baylor.
(Photo: Emily Starkey, 247Sports)

Dean Wade scored 25 points and grabbed seven rebounds as Kansas State outlasted Baylor 77-67 to close its regular season with a much-needed victory, capturing a fourth-place finish in the Big 12 Conference and improving its chances for an NCAA Tournament bid.

Asked afterward if he would assure K-State fans that this would not be his final game in Manhattan, Wade dryly replied, "We'll be locked in against TCU."

K-State head coach Bruce Weber confirmed that he planned to sit down with Wade and his family after the conclusion of the season to discuss Wade's NBA prospects "and review everything and see where you're at and then (Wade) can make that decision."

If Wade did play his last regular-season game in Manhattan, the 6-foot-10, 228-pound junior forward went out with a bang.

Wade showed progress, notable maturity and confidence throughout the season while guiding the Wildcats far above their projected eighth-place finish in the league. Wade entered Saturday averaging 16.4 points and 6.4 rebounds and heads to the Big 12 Tournament with 517 points and 199 rebounds, needing just one rebound to become the first K-State player since Michael Beasley to post 500 points and 200 rebounds in a season.

Big 12 coaches will select their all-conference teams this week.

"It'll be interesting to see if he makes first team (All-Big 12)," Weber said. "I think he deserves it."

Wade, who shot 9-of-14 from the floor and made one of his two 3-point attempts, overcame a few misses early before he found his touch, and seethed with adrenaline the rest of the way. The native of St. John, Kan., displayed a fiery, emotional side not often seen publically on the court, throwing down a vicious two-handed dunk on a breakaway late in the first

half, and then raising his arms while shouting to the cheering crowd of 10,299 on his way down the court.

"I'm just trying to bring energy," Wade said. "I made a few plays here and there and I was just trying to get the crowd involved and get everyone hyped up. I think it really helped to get Bramlage rocking today. I was just trying to bring my own energy."

Barry Brown added 18 points and nine assists, as the junior guard and Wade combined for 43 of their team's 77 points for the latest dominant contest by one of the league's top duos. Brown and Wade each eclipsed 500 points for the season as the Wildcats slowly built a lead that grew to 35-25 by halftime. They became just the third K-State duo to each reach 500 points in a season since the formation of the Big 12.

K-State improved to 7-5 this season when Brown and Wade combine for more than half of their team's points.

"We knew we had to step up a little bit," said Brown, who averaged 16.6 points and 3.4 assists entering Saturday. "We lost a few games earlier in the year and we didn't see ourselves playing the K-State basketball we knew we were capable of. We stepped up and just tried to take control of the team and take control of our destiny going forward in the Big 12. We've done that.

"We maybe lost some games we shouldn't have lost but overall this year is our best year since we've been here. Hopefully, it's only going to keep going from here."

K-State, 21-10 overall and 10-8 in the Big 12, finished with its first top-four finish in the Big 12 in five years and has already matched its win total from a year ago when the Wildcats were the last team selected for the NCAA Tournament.

They will face TCU in the Big 12 Tournament on Thursday in Kansas City.

"You finish for sure in the top four in the best league in the country, I've got to believe you're in," Weber said. "We can go into Kansas City and put an exclamation point on it and keep it moving forward. The good thing for us, we swept Texas, we swept Baylor, we swept Oklahoma State. I've got to feel good about it. We can put an exclamation point on it in Kansas City and we've got a chance to do something special there."

K-State and TCU split the season series with the Wildcats literally giving away their bid to grab a big win in a 66-59 loss in Fort Worth on Tuesday. Brown and Wade combined for 41 of their team's 59 points in that contest.

The duo appeared carefree and loose following practice on Friday before Wade scored 17 in the first half and showed his rare side of emotional and vocal leadership time and time against the Bears.

Before sophomore forward Makol Mawien sank two free throws that gave K-State a 69-58 lead, who was talking to Mawien? Wade. And when Wade slung a no-look pass to Mawien and he was hacked while going up for a dunk with 3:39 remaining, who was the first to come over and slap hands with Mawien? Wade. And in the huddle, coming out of a timeout, who was in the thick of it, barking to his teammates? Wade.

"Dean is just more and more confident," Weber said. "He's never going to be a boastful guy. He never takes any credit. As a team member, his confidence has grown. He's the quiet leader. Even in walk-through, he's talking more where before he never thought his place was to talk. He's made big strides with the confidence."

Wade's 25 points were his most since he scored a career-high 34 at Iowa State on Dec. 29 and marked his 10th 20-point performance this season.

His biggest mistake came late when he broke through the Bears' zone but was unable to secure Brown's pass for an alley-oop down the middle of the court. The ball flew off his hands and out of bounds.

"I played my game," Wade said. "They hit me in those open spots in the zone and I knocked down a couple shots that got me rolling. After that, I was just looking for my shot the rest of the night. They did a great job finding me in the zone even though I missed Barry's 10th assist on that (alley-oop)."

Sitting next to Wade in the postgame news conference, Brown chuckled.

"It was a great pass," Brown said.

But Brown has seen enough to believe Wade is deserving of All-Big 12 first-team recognition this season.

"Most definitely, man," Brown said. "If something happens and he's not then I'll be shocked and mad at the same time, just knowing how hard he's worked and the season he's had. I most definitely think he's a first-team candidate, easily."

Afterward, Baylor head coach Scott Drew indicated that he had seen enough of both Wade and Brown in a K-State uniform.

"For the record, it was Senior Night, and I'm personally hoping this was Dean Wade and Barry Brown's last game at Kansas State because both of them are pros," Drew said, smiling. "I've got nothing but respect for them."

Asked to comment on Drew's praise, Wade replied, "It shows we been playing pretty good basketball here lately. It's big for him to think that about us and all we can do is worry about the next game."

And that next game is coming soon.

But after putting forth one of his best performances of a notable season, Wade wasn't interested in discussing whether this game in Manhattan might've been his last.

Wade remains steady in mind and output

D. Scott Fritchen – 2/23/18



Dean Wade scored 13 points and blocked four shots on Wednesday night versus Texas. (Photo: Emily Starkey, 247Sports)

A question among Kansas State fans in some circles: Will Dean Wade be back at Kansas State for his senior season? For now, at least, Wade appears somewhat indecisive about his future beyond this season.

“Oh yeah, for sure,” Wade said after practice on Thursday.

Then he continues.

“Who knows, but at the end of the season, it just depends on how the season ends,” he added. “I’ll talk to coach and see what happens. You can put your name in and come back. It’s something I haven’t really thought about at all.

“I’m just trying to make it through the season and have the best season we can have, so I haven’t really thought about it, honestly.”

For as much as Wade certainly covered all the bases in his response, the 6-foot-10, 228-pound forward is certainly covering all the bases as arguably the most unique player in the Big 12 Conference this season. The junior from St. John, Kan., is key to why K-State, 20-8 overall and 9-6 in the Big 12, is tied for third in the league with three games to go and projected to earn a bid in the NCAA Tournament.

Wade has helped the Wildcats to reach 20 wins for the first time in four years by contributing all across the board.

“His stat line is all over the place,” K-State junior guard Kamau Stokes said, “and we need him to do that in order for us to be successful.”

Wade is tied with K-State junior guard Barry Brown for sixth in the league in scoring (16.2), ranks seventh in field-goal percentage (.544), fifth in 3-point field-goal percentage (.432), ninth in rebounds (6.3), and 14th in blocked shots (0.9).

He is currently one of two players in the Big 12 to average at least 15.0 points and 5.0 rebounds this season, and one of just nine players to do so in the past three years. Oklahoma State's Jeffrey Carroll is at 15.0 points and 6.0 rebounds this season.

Johnathan Motley, Josh Jackson and Deonte Burton did so in 2016-17. Buddy Hield, Georges Niang, Perry Ellis and Taurean Prince did so in 2015-16.

Is it fair to suggest Wade is an elite player in the Big 12 this year?

"Definitely," Stokes said. "I think he's an elite player in the country."

With 453 points and 176 rebounds, Wade is flirting with becoming the first K-State player since Michael Beasley to post 500 points and 200 rebounds in a season.

It's all a product of a growing confidence since this season began.

"You've just got to believe in yourself," Wade said. "Every season has highs and lows, and you can't get too low on yourself on the lows, but you also can't get too high on yourself on the highs. I'm just trying to stay level-headed and play my game. I expected myself to have a good season, I just didn't know how good. I was trying to really just find my role on the team. I didn't know if I had to score a lot or just play defense but I fell into my role pretty nicely here."

He is impacting the game in a myriad of ways.

He had a career-high 34 points at Iowa State along with a career-high six 3-pointers, has averaged 5.9 rebounds over the past eight games, had a career-high nine assists against the Cyclones last Saturday while flirting with a triple-double, and followed that with a career-high four blocked shots in a 58-48 win against Texas on Wednesday.

"I'm very pleased," Wade said. "A lot of teams take stuff away, but assists, rebounds, blocks, and all of that kind of stuff, it's just effort. I'm just giving as much effort as I can. Shots don't fall every night so you just have to impact the game anyway you can — whatever I did against Iowa State and then blocks last night. I try to impact the game anyway I can."

He had a tremendous impact the last time K-State faced Trae Young and Oklahoma back when the Sooners were ranked No. 4 in the nation on Jan. 16.

Wade had 21 points, seven rebounds and seven assists while making all three of his 3-point attempts in the Wildcats' 87-69 victory. It marked his second in what would be a line of six consecutive 20-point performances.

K-State heads to face Oklahoma, 16-11 and 6-9 in the Big 12, in Saturday's 5 p.m. contest in Norman. As the Wildcats' stock is gradually rising, the Sooners have lost their last six games.

Through it all, Wade continues to cling to what he knows about himself during the Big 12 season.

"What I've learned most about myself is staying even-keeled," he said. "When we started playing really well in the beginning I got really high on our team and when we got too low I got too low. I'm just trying stay even-keeled. I didn't know if I could do it, honestly. That run we went on early in the Big 12 I stayed pretty even-keeled the whole time. I think that helped us out a lot."

Already, Wade has had double 20-point performances in the season series against Kansas and Iowa State. He could also score 20 in both meetings this season against Oklahoma, TCU and Baylor.

He has more 20-point games (seven) over the last 12 games than he did (six) during the first 80 games of his career.

Is Wade an elite player?

“Easily,” K-State redshirt freshman point guard Cartier Diarra said. “He’s very unique and special and just a mismatch problem all over. Everything he does is just amazing. It’s a big part of our wins and success as a team. We just need him to keep doing what he’s doing and we could shock the world.”

So far, Wade has certainly stunned some disbelievers out there.

He has eclipsed 1,000 points, 500 rebounds, 150 assists, 50 steals and 50 blocks in his career. With 1,107 points, he needs six to pass Willie Murrell (1962-64) and 78 to pass Jack Parr (1955-58). With 502 rebounds, he needs 34 to pass Wally Frank (1957-60) and 39 to pass Cartier Martin (2003-07).

Meanwhile, he is on pace to finish with the 10th best 3-point percentage (.432) ever in a season at K-State, passing Cartier Martin (.427). He has made exactly 100 3-pointers in his career — and counting.

Somebody asked Stokes to put into words how good Wade has been this season.

“Put it into words? I’m actually speechless,” Stokes replied. “There’s a lot of improvement from last year and from freshman year. He’s being more vocal this year and he’s really taken charge out there on the court that he can’t be stopped and he’s going to make the plays he’s going to make.”

There was a time when this all seemed foreign. Wade held court during the team media day on Sept. 27 and all the questions about his inconsistencies and on-again, off-again confidence roared back to the surface — the scoreless game against Maryland and the opening eight games of 2016-17 without a single 15-point performance, then finishing the season without scoring in double digits in the final four contests.

“Oh, yeah, there were times I kind of got banged up and lost my confidence there,” Wade said at media day after averaging 9.3 points and 4.5 rebounds as a sophomore.

Weber and teammates worked on Wade’s confidence throughout summer workouts heading toward this campaign.

At one point, Weber said that he sat down Wade and showed him a list of statistics — sort of a blind-resume test.

“If you were the coach,” Weber said, “who would you want to shoot 3s?”

Wade pointed to a number. Little did he know, it was him.

“Well, you’re pretty smart, Dean,” Weber replied. “So, who do you want to shoot 2s?”

Wade pointed to a number.

“Well, that’s you, too,” Weber said. “I’d like you to shoot the basketball.”

During team media day, Wade buzzed with noticeably more confidence than in previous years.

“If you’re winning the mental battle, you’re halfway there,” he said. “Working on my confidence has helped me in all aspects of the game. It’s been tremendous for me.”

Meanwhile, during summer workouts, younger players were already drawn to Wade’s carefree demeanor.

“He’s very nice, but also a goofy guy,” true freshman forward Nigel Shadd said. “There are times he can be serious but also sometimes where he can act like a kid. Those are probably my most favorite times.”

“My favorite Dean Wade story?” true freshman guard Mike McGuirl said. “Well, I didn’t really know what he was like until I got here. He’s kind of goofy.”

But as a player?

“I noticed first that he’s different,” McGuirl continued. “I’ve never seen somebody so big and athletic have such a nice skill set.”

During the team media day, Kamau Stokes indicated that he saw good things coming for Wade. Perhaps he put it best.

“He looks like a different animal right now,” Stokes said.

Turns out, fans this season decided he played most like a wolf. The nickname “Dean Wolf” that became a sensation following victories over the Sooners and the Horned Frogs, has somewhat died down — Wade seemed lukewarm to the whole nickname in the first place — but the animal-like hunger remains as he impacts the game across the board nearing the Big 12 Tournament.

On Thursday, Wade insisted he still enjoys fun and games. That all changes when he steps onto the court.

“On the court, it’s all business out there,” he said. “You can’t really mess around. Off the court, I still have fun. On the court, everything has to change. You have to be a basketball player and think about the next play and nothing can get into your mind other than basketball.

“I’m still a goofy person off of the court but when it’s on the court it’s all business.”

And this season, business is good.

If he doesn’t watch out, he could become the fourth K-State player to earn first-team All-Big 12 honors, joining Beasley, Jacob Pullen and Rodney McGruder.

“I don’t really think about that kind of stuff,” Wade said. “I’m just trying to get a good seed in the Big 12 Tournament and see where we can go from there. I’ve never actually really thought about it at all, but that’d be pretty cool. If it happens, awesome, if not, I’m still on the team and still having a good time.”

And that’s the best news. There are still games left.

It’s just probably not a great idea to ask him to project his plans for next year.

Brown comes through when most needed

After a scoreless first half, Barry Brown delivers game-winning shot in overtime to life K-State over TCU, 66-64

Riley Gates – 3/8/18



Barry Brown heads to the bench during a timeout late in K-State's victory over TCU on Thursday at Sprint Center. (Photo: Jamie Squire, Getty)

KANSAS CITY, Mo. — To say that Barry Brown was having a rough day when Kansas State and TCU went to the halftime break of Thursday morning's Big 12 Quarterfinal game would be a bit of an understatement. The Wildcats shot 48.3 percent as a team and were tied with the Horned Frogs 30-30 at halftime, but Brown was hardly in the action at all, scoring no points, going 0-for-3 from the floor and turning it over once.

Brown missed some chances along the way, so he wasn't doing himself many favors, but credit to the TCU defense, too. The Horned Frogs knew shutting down Brown was going to be key.

"Same as last game," K-State coach Bruce Weber said. "Every time (Brown) drove, they were coming with, really, three guys on that side and they were just going to make him kick it."

Brown didn't stand out among everyone on the box score at the end of K-State's 66-64 win over TCU — a win that put the Wildcats in the Big 12 semifinal game — but he did stand out among everyone because of the play he made.

Guarded on the left half of the floor at the top of the key by TCU's Shawn Olden, Brown pivoted back right. He drove past Vlad Brodziansky and towards the goal. Still guarded by Olden, Brown tossed up a floater.

There's a lot of reasons that shot could have missed. Brown was a little off-balance on the shot. He was also fouled by Olden when he went up, further throwing him off his path towards the basket.

None of that mattered, though. The ball fell right into the hoop, giving the Wildcats the 66-64 lead that they would win the game with.

“Coach drew up a great play,” Brown said. “I just didn’t to settle like I did in regulation for a long jumper. I wanted to get to the basket and it paid off in the end.”

Yes, it wasn’t the first time in this one that Brown had the opportunity to seal the win for K-State. Up by three points in regulation, Brown hoisted up a jumper that missed and TCU took the other way, only to hit a 3-pointer at the buzzer and send the game to overtime.

Brown’s confidence could’ve been shattered after that missed jumper that gave the Horned Frogs new life. Heck, it could have — probably should have — been shattered after a horrendous first half. But that’s just not the type of player that Barry Brown is.

“You can’t expect anything else from Barry,” K-State junior forward Dean Wade said. “When he got into the lane I was like, ‘That’s going in.’ It’s Barry Brown, he doesn’t not do that. It was rough for him at the beginning, but once he gets going, gets a good flow in the game, he’s a great player.”

Brown said he never once thought it was just going to be a bad night for him. His confidence never wavered for the Wildcats.

“It’s never tough for me to keep my confidence,” Brown said. “I knew my teammates and my coaches had my back 100 percent in what I do out there on the floor.”

Chances are that if Brown had not found a way to snap out of his funk in the second half, the Wildcats would not have been on the winning side of this game. Dean Wade, though he scored 12 points on 5-of-9 shooting, was nowhere near the centerpiece of the offense he usually is.

With Wade and Brown not making a big splash, odds were not in K-State’s favor. But the Wildcats knew that eventually, Brown would find his way into a groove.

“Just keeping his head the whole game, just knowing his time’s going to come,” K-State sophomore forward Xavier Sneed said. “He stepped up and shot it when it was needed and that’s big-time of him. He’s been big-time all year, I just hope he can keep it going.”

Now Brown gets another opportunity to will his team to a big victory when K-State takes on in-state rival Kansas in one of tomorrow night’s semifinal games. The Wildcats fell twice to the Jayhawks this year, so revenge is obviously on their mind.


It won’t be an easy task for Brown to handle, but K-State knows it is going to get everything that is left in Barry Brown’s tank, no matter how that game goes.

“He just wants to win,” Weber said of Brown. “He’s a great leader, wants to win, he’s got good energy and he’ll play every day with that same energy. You’ve got to love to have a guy like that.”

Brown steals spotlight from Young

K-State junior Barry Brown gets the better of OU superstar Trae Young in Wildcat victory

D. Scott Fritchen - 1/16/18



Kansas State guard Barry Brown scored 24 points in the Wildcats' victory over Oklahoma on Tuesday night. (Photo: Emily Starkey, 247Sports)

With 3 minutes, five seconds remaining on the clock and the basketball in his hands, Barry Brown dribbled past midcourt and Kansas State fans started to clap. The game comfortably at hand, K-State's star chomped hard on his gum, offered an acknowledging grin, and raced to the hoops again. Another pair of foul shots, another couple points in a standout performance, as Brown and the Wildcats ran away with the spotlight during an 87-69 blowout over No. 4 Oklahoma, their most emphatic victory over a Top 5 team in the Bruce Weber era.

In a game that entered with mega-size hype surrounding freshman Trae Young, it was Brown, the Wildcats' junior point guard, who shined brightest. In a matchup that featured the highest-ranked team in a Big 12 Conference packed with ranked squads, the Wildcats demonstrated the depth of the nation's toughest league.

Six days after going off for 38 points against Oklahoma State, and three days removed from the last-possession snafu to No. 12 Kansas in Lawrence, the 6-foot-3, 195-pound Brown wore the biggest grin of them all while high-fiving K-State students in the stands as a crowd of 10,744 at Bramlage Coliseum watched the Wildcats leave with their first victory over a Top 25 team this season.

He finished with a game-high 24 points and added five assists, one turnover, and three assists in 36 minutes, and at the moment, was enthralled with high-fiving and celebrating with his fellow students.

"It was great," Brown said. "We were just trying to celebrate this win the best we can. The student section was loud tonight and we're going to need that every game at home throughout the Big 12. It was great going up there and slapping five and embracing them — just being there."

These days, everywhere K-State turns, Brown is there leading the charge for the Wildcats, 13-5 overall and 3-3 in the Big 12, who will face their fourth Top 25 opponent in five games when they face No. 24 TCU on Saturday in Manhattan.

Young entered leading the nation in points (30.1) and assists (10.0) and left with his most frustrating outing yet: 20 points on 8-of-21 shooting, 2-for-10 on 3-pointers, six assists and a season-high 12 turnovers in 34 minutes. He had just eight points in the first half as K-State took a 38-33 lead into the locker room.

"I didn't make the right plays tonight," Young said. "I didn't make the right reads. Credit to them. They were very into it from the beginning and we weren't."

Brown, who entered second only to Young in points (21.8) in league play, shot 10-for-17 from the floor, and attempted only a pair of 3-pointers, but coolly steered the ship with occasional glides to the hoop while playing A-plus defense on Young all night.

"Barry has been great a lot of times," Oklahoma head coach Lon Kruger said. "He certainly was tonight. He attacked off the dribble, he made shots, he worked hard defensively. He's been doing a great job for them all year and he was fantastic."

It's been quite a past calendar week for Brown, who in an 86-82 win over Oklahoma State became the first K-State player since Jacob Pullen to score 38 points in a game. He followed that up with a horribly heartbreaking 73-72 loss at Kansas on Saturday. He scored 12 points (his lowest in the Big 12 this season) but misfired on a 3-pointer to win the game at the buzzer.

"We wanted to get this win," Brown said. "We wanted another opportunity at a top team in our league and in the country. (Oklahoma) was No. 4 and we were ready to get over the hump of the last game and we bounced back like I thought we would."

As for his motivation for the showdown against Young, who entering this week was widely regarded as one of the favorites for national player of the year?

"Very motivated," Brown said. "Anytime there's a big-time guy coming in that we're going to play I'm always motivated to guard him and do my best. My teammates helped and it paid off. I was in his pocket the whole game and kind of corralled him and made him take tough shots. It worked out."

On a night that some believed might be just another stepping stone for Young, who came off a 43-point performance in a 102-97 overtime win at No. 10 TCU, Brown made things insufferable.

It's Brown, who has put up 21, 14, 24, 38, 12 and 24 points against league foes so far that is putting himself in the conversation as one of the league's standout performers.

"Just watch him," said junior forward Dean Wade, who added 21 points and seven rebounds. "He's one of the best defenders in the Big 12. Just look what he did tonight. He's making people uncomfortable and getting out in transition and he'll shoot in and take it to the basketball and he's aggressive finishing."

"I mean, he's playing top of the Big 12 right now."

Weber asserted before the start of the season that Brown had the ability to be one of the top players in the league.

Now this.

“Barry,” Weber said, “has just taken his game to a whole another level. A week ago, he had 38 points here and played at a high level. Kansas, (he) wasn’t quite as good, but still, he’s chasing around (Devonte) Graham, one of the best players in the country. Barry does a lot on both ends of the court and maybe the best thing has been his leadership.

“If you have a leader, as a coach, it makes it so much easier because he’s saying the right things.”

On the court, a majority of the time, he’s doing all of the right things, as well. That could bode well for the Wildcats as they look to make more noise in the nation’s toughest conference.

“I’m just trying to be a leader for this team and give it everything I’ve got and everything that we need to win games, bottom line,” Brown said. “It’s still a team thing and I just try to lead them in the right direction. They’re buying in and we’re winning games, so everything is good right now.”


Late Tuesday night, nothing more needed to be said.

As the final buzzer sounded, and after out-dueling arguably the nation’s top player, Brown helped lead his victorious teammates into the stands to celebrate with their fellow jubilant K-State classmates, basking in the moment of the big win.

Brown and the Wildcats now prepare for a repeat performance.

Xavier Sneed looks to recapture scoring form

Ryan Black rblack@themercury.com 3/8/18



K-State's Xavier Sneed is confused by an official's call in Saturday's game against Baylor at Bramlage Coliseum.

Staff photo by Taylor Irby

KANSAS CITY, Mo. — Xavier Sneed swears his recent scoring slump isn't frustrating.

"To keep getting 'W's is all I'm focused on right now," he told The Mercury on Wednesday. "I just feel like scoring comes. Scoring is the easy thing, but the main focus is being worried about keying in on their players, locking in on them and not letting them score."

Sneed, a sophomore guard for Kansas State, has gone 1-for-6 from the field in back-to-back games, combining to score a paltry five points. He hasn't hit more than 50 percent of his attempts in a single game since Feb. 17, when he went 7 of 12 for 17 points in a 78-66 win over Iowa State.

But while his scoring has slipped the past two games, he's found other ways to contribute. In the 66-59 loss to TCU on Feb. 27, he grabbed seven rebounds, tying for the team high. And in Saturday's senior day victory over Baylor at Bramlage Coliseum, Sneed dished out six assists, trailing only teammate Barry Brown's nine.

As K-State prepares for Thursday's Big 12 Tournament quarterfinal tilt against TCU at the Sprint Center — which tips off at 11:30 a.m. and airs on either ESPN or ESPN2 — head coach Bruce Weber said he doesn't want point totals swirling around inside Sneed's head.

"He can't worry about scoring," Weber said. "That's what we emphasize. I think in the (last) TCU game, he mentally kind of got whipped early, missed some shots and didn't do those other things that he's been so good at that's helped us win."

Weber was pleased how Sneed bounced back Saturday, praising the energy he brought.


The Wildcats likely need that type of outing from Sneed to advance to Friday's semifinals at the Sprint Center.

"He did a lot of good things for us," Weber said. "He can still be very effective. We always just talk about, 'Have a clean heart, a clean head and worry about our team.' Not having thoughts about 'This is me. I'm worried about myself.' (It needs to be), 'I've got to worry about what I can do to help the team to win.' If we do that, we usually have success."

Sneed puts on show for family

Family members cheer on K-State sophomore Xavier Sneed as he pours in career-high 23 against SEMO

D. Scott Fritchen - Dec 16, 11:24 PM



K-State sophomore Xavier Sneed scored a career-high 23 points on Saturday versus Southeast Missouri. (Photo: Emily Starkey, 247Sports)

Pizza filled paper plates as about 60 family members scattered the bleachers in an otherwise empty arena and patiently waited to celebrate the man of honor, Xavier Sneed. The sophomore wing poured in a career-high 23 points during Kansas State's 89-71 victory over Southeast Missouri on Saturday at Bramlage Coliseum.

"X Nation was here today," K-State head coach Bruce Weber said. "He rose to the occasion. He made his family proud, there's no doubt about that."

The native of St. Louis, Mo., put on a show by feasting on the Redhawks.

One week after Sneed became the first player in recorded history to lead K-State in five major statistical categories in a single game during a 61-54 loss to Tulsa (Sneed had 15 points, eight rebounds, four assists, three steals and one block in that contest), the 6-foot-5, 212-pound Sneed delivered a gem Saturday night by shooting 9-for-10 from the floor, sinking 4 of 5 3-pointers, and adding seven rebounds and two assists in 26 minutes.

The 23 points eclipsed his previous career-high of 21 points that he scored in an 84-79 win at Vanderbilt on Dec. 3.

Sneed's motivation Saturday night? They were sitting in the stands.

"It fueled me a little bit seeing them in the crowd and knowing I have almost all of my support group here," Sneed said. "I just let the game come to me and I flowed through it and it ended up being pretty good for me."

"It was especially big motivation. I hadn't seen a couple of those people in a long time. It was really great having a career high and showing them what I can do."

Sneed is steadily becoming a more consistent player as well, which will be big for the Wildcats, 9-2, as they prepare to visit Washington State on Wednesday, and then open an arduous Big 12 Conference slate at Iowa State on Dec. 29.

Sneed entered Saturday averaging 11.4 points per game and left averaging 12.5 points through the season's first 11 games. He's enjoyed his first two 20-point games in the past four contests and has scored at least 15 points in three of them.

He had eight rebounds against Tulsa a week ago. He had seven against Southeast Missouri.

"I like that he's rebounding," Weber said. "I know he's worked on his shooting. That's a weapon if you get a guy who can rebound, push it, and make good decisions."

He made plenty of good decisions Saturday to the delight of 7,389, including his 60 family members. Early on, he sent home a Tomahawk jam, then hit a 3-pointer, and then hit another 3-pointer and drew a foul for a 4-point play.

Later, he stopped and popped a 3-pointer from up top. Then he backed up inside, spun baseline and drained a soft 12-foot turnaround. Finally, he took a pass near the right elbow, rotated and sailed with the right hand to the hoop.

During a break, the headband-wearing magician in purple Nikes and compression tights sat and waved his towel while cooling off on the bench, his team comfortably ahead by 21 points, another notable performance nearly in the books for the player who's quickly made a few of them.

"I just like that he's being confident and being aggressive," forward Dean Wade said. "If the shot doesn't fall, he's still being aggressive with everything. Defensively, he's being aggressive. Rebounding, you can just throw it toward the rim anywhere and he's probably going to be on the end of it dunking it. Hopefully that rolls over into Big 12 play.

"X is a great player and athletic and I think he's going to have a great Big 12 season."

Oh, he wasn't finished on Saturday.

The ball went around the horn and with no defender within five feet of him, Sneed rose up and knocked down his fourth 3-pointer of the night with 6:25 left, tying his career high with 21 points. With 5 minutes to go, Kamau Stokes hit Sneed in midair for the alley-oop as Sneed sailed over two defenders baseline and brought down his second dunk of the night, giving him his career-high 23 points.

"I just wanted to finish it off and capitalize on making sure we get energy," Sneed said.

It's becoming common for Sneed to bring the energy to his team.

"He's just playing with so much more confidence than a year ago," Weber said. "It's just the maturity. He understands. He works at it harder."

So far this season, Sneed has led his team in points three times, in rebounds three times, in assists two times. He leads the team with nine dunks. He ranks second on Weber's play-hard chart.

Consistency remains key.

"It's a big focus, especially last year having a couple drop-offs in every other game, or something like that," Sneed said. "It was a big focus for me, staying consistent and just keeping on the path."

Saturday's path ended when Sneed went to the bench for the final time with 2:38 left and the Wildcats ahead by 20 points. He high-fived his teammates, shouted something to teammate James Love III that made him laugh, then took a seat next to associate head coach Chris Lowery to clap and cheer on his team the rest of the way.

A week ago, he made K-State history. And now this.

"It's just really great being blessed to be in this position to be able to do something like that," Sneed said. "I just really hope I can show all of my attributes while I'm here."

Late Saturday, the family ate pizza and celebrated their son inside an empty arena where he feasted on the court like never before in his Division I career. A white charter bus with Missouri license plates sat outside in the Bramlage parking lot.

What memories they'll take home.

Cartier Diarra makes a name for himself as K-State point guard

BY KELLIS ROBINETT

January 28, 2018 05:25 PM

Updated January 28, 2018 05:49 PM

MANHATTAN

So little was known about Cartier Diarra when he entered Kansas State's starting lineup earlier this month that Kansas coach Bill Self didn't know how to pronounce his name after he scored 18 points against the Jayhawks in a narrow loss at Allen Fieldhouse.

For the record: it's Car-tee-A JAW-duh.

College basketball coaches and fans will want to remember that as Diarra continues to excel at point guard for the surging Wildcats. Many thought K-State was in big trouble when junior Kamau Stokes broke his left foot against Texas Tech on Jan. 6 and it lost his 13.4 points and 4.6 assists per game, but the team has been red hot with Diarra running the show.

K-State (16-5, 5-3 Big 12) has won five of its past six to join a logjam of teams at second place in the conference standings. Its only loss came to Kansas (17-4, 6-2). Avenge that defeat on Monday, and the Wildcats will be tied with the Jayhawks for first.

"He has been a great piece that we have always had," K-State junior guard Barry Brown said of Diarra. "It was just tough with the rotation. Throughout this run, he has been great. He has been our starting point guard since Kamau went down. There hasn't been a drop-off. He has been carrying the load, playing good defense and running good offense. I credit him for that."

Diarra, a redshirt freshman, produced little as backup. But that changed when he became a starter. In his past six games, Diarra has averaged 13.2 points and 3.5 assists. Dean Wade and Brown have done the heavy lifting, but Diarra has occasionally put the offense on his back and created something out of nothing with his driving ability. His aggressive play was a big reason why K-State survived an upside bid from Georgia on Saturday.

He has exceeded most expectations, even though he envisioned this.

"I expect to win and we have been winning," Diarra said. "That is my expectation. If I have zero points, 10 points or 20 points, if it's a win I am happy. Winning is most important thing. I haven't exceeded my expectations, because I expect to win. That is what we do."

K-State coach Bruce Weber knew Diarra had potential when he recruited him out of Florence, S.C. The 6-foot-4 Diarra was a big-time athlete, but few major schools targeted

him because he spent most of his youth training to become a dancer. He was still learning basketball in high school, and a knee injury forced him to sit out last season.

Still, he turned heads immediately in practice this season.

“He was killing it,” Weber said. “It was like, ‘Oh my goodness.’ I asked my coaches, ‘Who should have the ball at the end of the game?’ And, at one time two weeks into the season, it was Cartier. Every coach — boom, boom, boom — in that room said Cartier should have the ball. Then you get into thinking and concepts. That probably overwhelmed him. He hit a wall. Now he has gotten through that and he has really figured it out.”

Stokes is nearing a return to the basketball court, and it will be fascinating to see how Weber eases him back into the rotation with Diarra playing at this level.

Until then, Diarra simply hopes to keep winning, and giving people reasons to learn his name.

“We are playing on a good high right now,” Diarra said. “We just have to keep this run up.”



Kansas State guard Cartier Diarra drives to the basket against Georgia during the second half Saturday in Manhattan. **Orlin Wagner** AP

K-State's Cartier Diarra becoming a name to remember — just ask Bill Self

Wildcat freshman draws praise from KU coach following 18-point outing in Sunflower Showdown



Kansas State's Cartier Diarra, left, and Kansas' Lagerald Vick chase a loose ball during the second half of Saturday's game at Allen Fieldhouse in Lawrence. Diarra scored 18 points — 16 in the second half — but Kansas won 73-72. (Charlie Riedel/The Associated Press)

LAWRENCE — Bill Self didn't want to disrespect Kansas State's Cartier Diarra, not after the display the redshirt freshman had just put on against Self's No. 12 Kansas Jayhawks.

"I don't want to mispronounce his name because I know it's not pronounced like it's spelled, at least in my eyes," a smiling Self said before asking his media audience for clarification.

For the record, Self isn't alone in his confusion regarding the point guard's surname. Most believe it is pronounced [zharra]. Some, however, say [zhatta]. Others even suggest it really doesn't matter — [zharra, zhatta]; [tuh-MAY-toh, tuh-MAH-toh].

What can't be debated, though, is Diarra's improved play.

For the second straight game since replacing injured junior Kamau Stokes in K-State's starting lineup, Diarra made an indelible impression. After scoring just two points in the first half of the Wildcats' eventual 73-72 loss to KU on Saturday, Diarra gouged the Jayhawks for 16 second-half points, teaming with Dean Wade to erase an 11-point deficit.

"He was great," Self said. "He was terrific and he controlled the game the second half for them."

Diarra was at his best during a 2 1/2-minute stretch that began at the 11:25 mark. When he drilled a 3-pointer to slice KU's lead to 49-45, it marked the beginning of a run that saw him score 11 straight points for K-State and single-handedly outscore KU 11-6.

Diarra's personal run featured a pair of nifty layups on aggressive moves, intentional attacks meant to capitalize on Devonte' Graham's foul troubles.

"That opened up drives for me because he didn't want to make fouls and wanted to stay in the game," Diarra said. "That was that."

Diarra complemented his success at the rim with efficient perimeter shooting, going 3 for 5 from beyond the arc. He not only started and ended his personal 11-point run with treys, he added his third 3-pointer at the 5:58 mark to give the Wildcats a 62-59 lead.

"He got to the basket," K-State coach Bruce Weber said. "He played really well, played with a lot of poise. He gets casual, makes some mistakes, but you couldn't ask for more from a guy who's started two games."

That's especially true when you consider Diarra's performance level before Stokes' injury. The West Florence, S.C., product averaged only 3.9 points through K-State's first 14 games. He scored 13 points and played 23 minutes in the Wildcats' season-opening win against American, but hadn't returned to double figures since Game 3 against UC-Irvine.

Not until Stokes was sidelined during the first half of K-State's Jan. 6 game at Texas Tech, that is. Since then, Diarra has produced three straight double-figure games and played at least 30 minutes in each contest.

Even more impressive, he is averaging 17.5 points and 36 minutes in his two starts. After scoring 17 points last Wednesday in a win against Oklahoma State, he hit 7 of 11 field goals against the Jayhawks while also grabbing four rebounds and making two steals.

"I just need to be more aggressive throughout the whole game, all 40 minutes, and I'll have games like this a lot," Diarra said.

The only blemishes on Diarra's outing against KU were three turnovers and a controversial technical foul called against him with about 6 1/2 minutes to play. The technical followed a Makol Mawien block, but Diarra insisted he didn't curse while congratulating his teammate.

The play received significant postgame attention because Weber complained about the call — he went so far as to say "a technical shouldn't make a difference in the game" — but it still didn't detract much from Diarra's performance.

At least not in the eyes of Self.

"He was great," the KU coach repeated. "Their whole team was great. We've got to see him three more years."

Self's comments make this much clear: In two short games, Cartier Diarra has made a real name for himself — even if that name continues to be the source of much confusion.


http://themercury.com/k_state_sports/the-life-of-cartier-diarra-how-a-new-york-native/article_affa1070-fcec-54ff-bf48-f14b4240c6e3.html

The life of Cartier Diarra: How a New York native found his way to the other Manhattan

Greg Woods sports@themercury.com Nov 10, 2017



K-State guard Cartier Diarra (2), is a native of Harlem, New York, but graduated from West Florence High School in Florence, South Carolina. Staff photo by Ray Martinez



Diarra shoots the ball in a charity exhibition against Missouri State last month at Bramlage Coliseum. Staff photo by Taylor Irby

When the shrill sound of the first buzzer pierces Bramlage Coliseum Friday night, signaling the entry of subs into the game, in will come a Kansas State player who may look vaguely familiar.

This is Cartier Diarra, a redshirt freshman guard who loves anime — a Naruto fan with a tattoo to prove it — and rocks a gangly head of hair.

Diarra's has his roots in Harlem, New York, where he lived until high school. His athleticism stems in part from his dancing days, his hairdo a product of his mother's handiwork. He wears his socks inside out, so that when he peels them off, they come off ready to put back on. His mother, Danyelle Lee, didn't like finding Diarra's socks lying around inside-out.

He would prefer to wear a long-sleeved shirt under his jersey for this game, like he did at West Florence High in Florence, South Carolina, but NCAA regulations forbid such attire.

It will be his first college game, and he admits he will be nervous. It is hard to blame him. He planned to make his first appearance last fall, but tearing his ACL derailed those intentions. He has never played in a game with as much attention as this; the closest was a high school all-star game two years ago and a devastating injury in the past.

To soothe the nerves he encounters before every game, he will relax pregame to gospel music. He prefers Marvin Sapp. To hear the coach who recruited him tell it, Diarra is different in that respect.

"You get a lot of kids who swear, and he wouldn't swear," assistant coach Chester Frazier said. "He would almost get to the point of swearing. He would say something like 'fudge,' instead of the four-letter word. Real funny guy."

Diarra is K-State's mystery man; he's been in the program for a year but without game action to show for it. He is ready to reveal — no, prove — he is prepared to send a message to the K-State fans who swear they've seen this guy, but can't put their finger on it: "I get to show the world who Cartier Diarra is, and do it for K-State."

◇◇◇◇◇

A torn ACL in June 2016 was not Diarra's first leg injury. Born "pigeon-toed and bow-legged," he broke his leg at the age of 2.

"I don't know how I would be walking now, if I would be able to do what I do now, if I hadn't (broken) my leg," Diarra said.

Diarra has far worse memories of living in upstate New York. His father was not in the picture, save for the occasional communication. He spent two stints at a shelter, the first of which when he said he was 8. One of three siblings, along with Abraham, Cyncere and LadiRoyale — Abraham lived separately — Diarra shouldered the responsibility of caring for other kids when his mother could not.

When he wasn't experiencing what he called "big-boy stuff," Diarra was going to school. Living on a New York street that numbered in the 20s — the memory of the exact address he lived at between the ages of 11 and 12 eludes him — Diarra would take a bus all the way to 129th Street, a 30-minute ride he took alone. He returned home in the evening to Lee, a single mother, a "hustler," according to Diarra, doing her best to care for her children.

Still, she wasn't always there. Lee worked at a salon and took night classes at Empire Beauty School, leaving childcare responsibilities to her son.

"I only used my circle: Cartier," Lee said. "Cartier was my help."

Even Diarra's time at home was limited.

"I was forced to grow up early," Diarra said. "I wanted to be a Chris Brown, or something like that. I wanted to make it big in a different way."

He took dancing lessons at Uptown Dance Academy, where he learned scores of styles, from ballet to jazz, tap to techno.

Diarra's interest in basketball was recreational; he played during recess and at the local park, competing in just-for-fun games with friends and older residents who swore they still had it. Dance took precedence.

It stayed that way until he reached the eighth grade, when his junior high school, a tuition-free private school named Storefront Academy, played a basketball game at Madison Square Garden. It was an independent school, one with no more than 19 students per class. So when the team earned the chance to play at basketball's mecca, Diarra decided to attend as a fan and to support his friends on the team.

His eyes lit up when he arrived.

"I loved the crowd, the intensity," Diarra said. "I liked everything about basketball — the mechanics to shoot with it, the ball going in the net."

"I loved it. I was like, 'This is what I want to do.'"

Lee confirmed this. At times when she kept him inside and away from basketball, Diarra balled up dirty socks and shot them into clothes hampers. When he woke up in the mornings, he practiced his shooting form, even with nothing in his hands.

But Diarra's stint at Cardinal Hayes High School, where he spent his freshman year, did not go as well academically as Lee hoped it would. Further, she took her kids and moved into an extra apartment her sister owned, where, because it didn't belong to her, people with whom she was not familiar stopped by. They smoked and drank, often in front of Diarra and his siblings.

Diarra hung out with kids Lee called “the wrong people,” who fought and got into trouble. Rumors spread. She wrestled with the decision to send her son to Florence — albeit, she planned, for only a year — where she knew her aunt, Lillian Shabazz, had a home.

“He needs to do the right thing for himself,” Lee recalled thinking. “He needs positive energy around him, and growing up over here, where they was just fighting all the time, was not the place for him.”

So away she sent her son. She cried for two days. But, she remembered telling herself, “I have to do it.”

◇◇◇◇

Upon arriving in his new home, Diarra’s focus shifted. He retired his dancing, a cherished hobby, but not his future. His first order of business: secure a membership at the local Y. There he impressed, playing summertime pick-up games alongside players from West Florence, South Florence and Wilson high schools, yet still without a school to call home. His handling was quick, his ability to get to the rim equally so.

“Everybody’s like, ‘Who’s this new kid? What school is he going to? Is he going to play for the basketball team?’” Diarra said. “People were telling me that I’m pretty good, and I could make the team.”

Before he could try out for West Florence’s, he met its coach. Three-time all-state player Jalen Cameron dragged Diarra to head coach Pete Ellis.

Recalls Ellis: “(Cameron) said, ‘We play at the Y, Coach. I think he’s going to be pretty good. He can play a little bit. You should take a look at him.’”

The team was in a rebuilding phase, without many seniors. So Ellis obliged. He assigned Diarra, a slender 16-year-old without any organized basketball background to speak of, to the varsity team.

“Something in me said, ‘He’s got something,’” Ellis said. “‘There’s something there with him.’”

The learning curve was steep at first, and Diarra didn’t see much playing time when the season rolled around. His lack of organized experience hurt. Diarra stayed on the bench for some of his sophomore campaign, but opportunity arrived near the end of it. In total, he played in 19 games and made the starting lineup for the Knights’ final five, averaging 7 points, 3.7 rebounds, 1.5 assists and 1.6 steals per game.

A “sponge,” as Ellis called him, Diarra picked things up quickly. His work ethic was to thank. He arrived to school early, getting up shots in the morning while Ellis worked on lesson plans. Even without his coach, Diarra worked out on his own, putting up 1,000 shots at a time on some occasions.

Still inexperienced, West Florence's budding star remained a ghost to recruiters — but not to his teammates. Diarra befriended Sharone Wright Jr., whose father earned All-America honors at Clemson and went on to become the No. 6 pick in the 1994 NBA Draft.

Sharone Wright Sr. watched Diarra at games, noticing the role model Diarra became to his son, who is two years younger than Diarra. Wright Sr. became friends with Shabazz. The two built a connection. They watched their sons bond and play, pass and shoot, when Diarra's junior year arrived.

It was then that Diarra became a name in Florence, a 6-foot-4 guard who grew notorious for his remarkable athleticism. He averaged 12.9 points, 7.6 rebounds, 4.8 assists, 2.2 steals and 1.2 blocks per game, leading the Knights to a 19-win season.

The way Diarra's junior season ended paled in comparison to the way his West Florence career almost did. He finished the school year, but Shabazz then decided to move back to New York to care for her mother, who had become sick. Both Shabazz and Lee wanted to take Diarra back.

"I felt like it would have been a start-over," Diarra said.

So in stepped both Wright Sr. and his upstairs neighbor, John Rivers, ready to adopt Diarra into their homes. Shabazz wasn't sure. Diarra and Wright Jr., nicknamed "June," had become near brothers, spending nights at each other's houses, but Shabazz and Lee insisted. Wright Sr. pushed back.

"We had a sixth sense that he was going to start getting recruited," he said. "I convinced her to keep him here, that we had a lot of good stuff going on. He's still a knucklehead, getting into a little trouble every once in awhile. He hadn't really found his way yet, so I said that it was just a phase."

So Shabazz relented and allowed Diarra to stay in Florence, where his senior season was nothing if not stunning. He put up impressive numbers: 18.8 points, 11.0 rebounds, 7.2 assists, 3.6 steals and 2.1 blocks per game, a staple on both the team and in conversations around recruiting circles. He scored in double figures in 24 of his 25 games. Freakishly athletic, he collected eight triple-doubles.

All of a sudden, Diarra had flipped a one-year stay into a life-changing rise.

All the while, he enjoyed life with Wright Sr., whom he calls his "Pops," and Wright Jr., who he calls his brother. They lived in an apartment complex, where Diarra split time downstairs, with Wright Sr. and Wright Jr., and upstairs, with Rivers. Diarra and Wright Jr. connected immediately. Rivers' large TV drew them upstairs, while food drew them downstairs. They were inseparable.

"They're just two peas in a pod," Wright Sr. said. "The relationship they had, I'm really proud of that."

Diarra's basketball fame spread to the internet, where a video of an alley-oop he finished went viral. He won MVP honors for both the Gatorade Turkey Shootout — in which Diarra slammed home a pair of alley-oops in an 89-27 win over Aynor — and the Pepsi Carolina Classic, in which Diarra tallied 23 points in the Knights' title-clincher.

A multitude of schools became interested, among them in-state schools Clemson and South Carolina as well as East Carolina, South Alabama, Houston and Saint Louis. Colgate and Georgia State made scholarship offers, as did smaller Division II schools.

But none pressed harder than K-State.

In West Florence's playoff loss to Summerville in February 2016, Diarra's final high school game, K-State head coach Bruce Weber sat with Wright Sr. Watching Diarra, he beamed.

"Bruce said, 'Hey, man, this kid's a player. We're getting a steal. This kid is unbelievable,'" Wright Sr. said. "Bruce was glad that nobody else saw it."

Frazier was, too.

"His sheer athleticism (impressed me)," Frazier said. "Pure playmaking ability, athleticism. He could really get up the court in two or three dribbles, get to the front of the rim faster than anybody I've ever recruited. To top that off, he had the body. He was ready to come in and contribute."

Frazier didn't need to do much convincing. The two bonded immediately, connecting over everything from inner-city life — Frazier grew up in Baltimore — to the NBA and rap music.

"From the voice, from the way he carried himself, it reminded me of home," Diarra said.

After the Knights' season-ending loss to Summerville, Diarra took his official visit and brought Lee with him. She loved Manhattan. Diarra loved the food. Lee and Shabazz, fond of the family values K-State preaches, gave Diarra their blessing. That's all he needed to hear.

"My mother's favorite color is purple," Diarra said. "K-State is real big on purple, and purple means royalty. My mom is big on that. That's what sold her, and she liked how family-oriented it is."

Confident in his relationships back home and in this new Manhattan, Diarra was sold. He announced his commitment to K-State on his birthday, Feb. 6, and later signed his National Letter of Intent.

To Wright Sr., there was one man who made the difference.

“Chester was the reason that he went there,” Wright Sr. said. “By far.”

Introducing newcomers any other way than by throwing them into the fire is a sin in most any college basketball program, so on a summer afternoon in 2016, Cartier Diarra found himself in practice, guarding Barry Brown, arguably K-State’s best guard. He is quick, but so is Diarra.

The practice was the team’s last before getting a break in preparation for a trip to Italy, but Diarra is too athletic to know any speed slower than his fastest.

In this one-on-one, full-court drill, Diarra was minutes removed from defending senior guard Carlbe Ervin. Diarra forced a miss and snared the rebound, but tweaked his ankle when he landed. It hurt, but it was of no concern in the moment.

“I was like, ‘I’m all right,’” Diarra said.

Then he was tasked with guarding Brown, who was racing toward the basket. Diarra behind him, Brown slowed down in order to shield the ball and initiate contact. Diarra stepped on the back of Brown’s shoe. His knee buckled. He hopped off the court, in pain but with no knowledge of what had actually happened.

Considering his ankle tweak, Diarra figured he had injured his Achilles tendon. After experiencing what Frazier termed a “freak accident,” Diarra’s fears, once cautiously optimistic, turned nightmarish when he returned to Florence days later.

Driving to the airport to pick up Diarra, Wright Sr. received the news of Diarra’s ACL tear on a phone call from Weber. He braced himself to do “one of the hardest things” he had ever done: tell his “son” he would be out for his first season of college basketball.

The two met at the airport, Diarra on crutches, Wright Sr. mentally preparing to break news he wished was was not true. The two walked to the parking lot, where, as they climbed into his car, Wright Sr. laid the truth on Diarra.

Diarra wept. June was just as upset. Diarra had experienced worse, but this was new. This was uncharted territory.

The injury was devastating no matter how he looked at it, but Diarra realized something that made it exponentially worse: his mom wouldn’t be able to watch his games on television.

“I wanted my mom, I wanted my aunt, I wanted the people that helped me,” Diarra said, “to see that I’m doing something good.”

So he returned to Manhattan for the surgery on July 13, 2016, back to Florence to rest, then finally back to Manhattan for the school year. For his torn ACL and additional ligament damage, he was looking at a recovery period of 9-12 months — officially, anyway.

“I’m trying to get back in six,” Diarra said. “In my head, I’m like, ‘I can get back in a month. I can get back in two months, maybe.’”

Athletic trainer Luke Sauber had other plans.

◇◇◇◇◇

Diarra and Sauber formed a relationship Sauber would have preferred to make by other means.

“If you needed a friend, you could have just came and saw me,” Sauber teased his trainees. “You didn’t have to get hurt.”

But Diarra did, and his road to recovery was long and winding. Forced on to crutches for the first month and a half, he watched car rides pass from the back seat, where he had to sit to stretch out his injured leg.

Diarra’s days were simple: class and training. He worked with Sauber almost daily. Only months into his K-State career, Diarra was nervous. He asked a litany of questions, from why Sauber suggested a certain workout to updates on his progress to whether his muscles were “withering away.”

“I was excited to be working with him,” Sauber said, “because that’s the type of person you want to be able to rehab: somebody that asks a lot of questions. He was invested in it. The more I taught him and educated him on why we’re doing things, the more it came to him.”

When Diarra wasn’t at the Ice Family Basketball Center, where he received treatment, he was working out at home. Sauber checked out devices to him to use on his own. When he sensed frustration, Sauber sent Diarra inspirational messages he came across online.

Locked into a brace for a full year, Diarra called and texted Sauber, sometimes eager to find out what the two would be working on the next day, sometimes in search of encouragement on days he and his knee didn’t feel so well.

The relationship was back-and-forth, up-and-down, depending on Diarra’s mood. For the most part, he stayed positive and upbeat, inquisitive and determined.

He stayed that way when he traveled with the team to games, chained to the bench but free to give advice, encouragement and inspiration to his healthier comrades. He learned the game from a coach’s viewpoint, analyzing strategy and noticing plays he

didn't as a player. It was new to Diarra, who had spent his days in Harlem and Florence at the heart of the action. Now, he was removed from it.

He kept at it, though.

"I'll tell Kam, 'Follow through on that shot next time. You're going to make it,'" Diarra said of Kamua Stokes, a junior guard. "Or (I'm) picking my teammates up when they're feeling down or having a bad game, if they come to the bench mad, I'd be like, 'You're good, bro. You're good. When you go back out there, play hard. You're going to make that shot next time.'"

The coach who recruited him saw the situation similarly.

"It could have been a blessing in disguise," Frazier said.

Back in training, Diarra made progress, even outpacing his healthy teammates during exercises.

"Seeing him do some of that single-leg stuff, you're just like, 'This kid's a freak,'" Sauber said. "You see healthy guys struggle with this motion, and this guy's doing it easy. There's some of those exercises where he's a monster. Nobody else is even close. Like, geez, man."

Diarra eventually graduated to working with strength coach Ben O'Donnell, who tasked Diarra with a hefty workload. He did lower-body, single-leg training, single-leg deadlifts, body-weight squats, as well as posterior training and work that focused on Diarra's quads.

He was cleared to resume playing in the springtime, after K-State's season ended in an NCAA tournament loss to Cincinnati and after receiving permission from Sauber and O'Donnell to test his vertical for the second time. With a first test that yielded 43 inches, Diarra was ready to see if he could beat it.

The test came June 20, nearly a full year after his surgery. A crowd gathered, including Brown, O'Donnell and Stokes. An assistant held a pole with a marker at the top. Diarra took two gather steps, leapt and slapped the marker, shuffling his feet as he landed, turning around to hooping and hollering supporters. He had jumped 45 inches.

"The first time, before he got hurt, and he does it, you're like 'Holy crap. What do we got here?'" Sauber said. "(The second time), everybody gathered around to see what he's got, because they knew what he had. He starts exploding out, and it's like, 'Whoa, OK, here we go.'"

Cartier Diarra was back.

◇◇◇◇

These days, Diarra's activities align closer to the ones he envisioned when he committed to K-State. He goes to class and practice, a regular student-athlete. A financial planning major, he plays NBA 2K with his roommates, Xavier Sneed, James Love and Brian Patrick. He swears he's the best on the team.

Gone are the days of seeing nothing but the training room. In their place there are the walls of a closet stuffed with Naruto shirts, sweatpants he tucks into his Nike socks and long-sleeved shirts he wishes he could wear during games.

He will participate in warmups Friday in the minutes before K-State tips off with American, making layups and rebounding them, just like he did for teammates when he was injured. Now, he will make them during games.

When he checks into the game, he will be hard to miss, namely because of the hair he sports and the tattoos he dons. If that's not enough, his mother will make sure he gets cheers. She will be there, along with her mother, Cyncere, LadiRoyale, and Shabazz.

These are the people Diarra does it all for.

"My hope is to keep working, doing what I can and be the best player I can be," Diarra said. "And get the rest of my family, my mom out of there."

The building of a big man

Kansas State coach Bruce Weber leans on juco transfer Makol Mawien and believes he is finally seeing consistent progress from his post player

Michael Goens - 3/6/18



Kansas State coach Bruce Weber counsels Makol Mawien during Saturday's game against Baylor.
(Photo: Emily Starkey, 247Sports)

The missing ingredient of consistent big man play in Manhattan dates back to Jack Hartman stalking the sidelines of Ahearn Field House, punching the air with his ever-present rolled-up papers in right hand. Actually in those days, under-sized “bigs” — before that term was ever in vogue — gave up size, but offset disadvantages with agility and quickness.

In the Bruce Weber era, D.J. Johnson defined dependability and solidified the middle, backed up for one full year with the deft shooting touch of Isaiah Maurice. The lack of any proven big after Maurice's spring dismissal was the biggest concern when the Kansas State Wildcats began to prepare for the 2017-18 season. Outside of Dean Wade at the stretch-4, K-State had exactly zero minutes of returning experience in the middle. Six-foot-11 freshman James Love was an injury redshirt in 2017.

Beyond Love, Nigel Shadd and Levi Stockard were incoming freshmen recruits, raw and unproven. Weber turned to the transfer market and gambled on Makol Mawien and Mawdo Sallah, the latter of the pair had diverted from an offer to UNC-Wilmington. Mawien spent a redshirt season at Utah before he produced 8.7 points and 5.8 rebounds in just 15 minutes per game at New Mexico Junior College.

Slender pickings, and slender defines both the manner in which K-State's bigs have often played and the production sent forth on occasion. At 6-foot-9, 225 pounds, Mawien has gotten the bulk of the action at 18.5 minutes/game (Sallah has seen 18 minutes of Big 12 action) and submitted 14 points Saturday in K-State's 77-67 win over Baylor. The sophomore with two more years' eligibility has slowly begun to evolve his game and give the Wildcats at least a degree of the production lost from Johnson's graduation.

“When he's on the floor, especially against zone,” Wade said of his frontcourt mate, “he finds open spots and he's easy to hit on drop-downs because he's athletic.”

What Mawien lacks in aggression and instinct, he has not yet entirely atoned for with quickness afoot. The West Valley, Utah, product has progressed. Slowly, cautiously progressed. Better anticipation has borne out at the offensive end, where screen reads are an important component of college offenses.

“His confidence has grown and he has grown in practice,” Weber said after Mawien submitted a season-high 18 points in a Jan. 20 victory over TCU, and played well defensively on Kenrich Williams and others.

That growth has paid immediate dividends over the last two weeks, particularly the last three games. On Saturday, Mawien made 5 of 7 shots and showed supreme confidence in his mid-range game. He’s also been more inclined to mix it up in the post, as he showed in Stillwater with five offensive rebounds and an emphatic dunk last week at Fort Worth.

“Everybody spends so much time focusing on Wade and (Barry) Brown that it allows other guys to prosper,” Baylor coach Scott Drew said after the KSU “big three” produced a 20-for-30 shooting afternoon.

Early in the second half, Brown found Mawien inside and when the defense collapsed, Mawien looked opposite to find Xavier Sneed at the elbow. Sneed’s left-to-right lane drive resulted in Mawien’s quick one-handed jumper off the glass as K-State pushed out to a 12-point lead. Later, Mawien cut baseline for a nice pass from Wade and missed a dunk attempt, but made two at the line (4-4 on the game), where he shoots 75 percent.

K-State held Baylor at bay and Mawien used all five of his fouls with a disqualification after just 17 minutes. Defensively, the Egyptian-born Mawien still needs to slide his feet to gain a better position for defense and rebounds. On the boards, his reluctance toward playing physically has diminished, if only slightly.

He was a 1,000-point scorer and had 541 rebounds in high school, where he averaged 18.4 points and nearly 10 boards as a senior. Mawien knows his role for the Wildcats: score in the post, find openings and keep the floor spaced. Plus try to play defense and move laterally to avoid needless fouls.

“I’ve improved that,” Mawien said of his willingness to show more assertiveness on offense, “and rebounding throughout the season. Seeing the ball go in and having my teammates (show) confidence in me” has paved the way for steady improvement.

“My teammates just telling me to shoot the ball, and just being able to make shots to help the team.”

Headed to Kansas City, Mawien’s most productive minutes this season have come against TCU, which K-State faces Thursday morning in a quarterfinal round Big 12 tournament game. He’s shot 60 percent in 30-plus minutes (average) and grabbed 12 rebounds with 27 points in two games.

For the season, Mawien’s a 61.4 percent shooter and averages 6.0 points and 3.3 rebounds. Wade recognizes Mawien’s value.


“He’s huge. We’ve got to keep him on the floor,” Wade said. “When he gets his confidence up he’s going to be a scary player.”

There’s time for that, for Mawien to turn into a major menace. For the next several weeks, the Wildcats will settle for productive. Productive, and on the floor for 20-plus minutes a game. Progress.

Stokes fighting to regain his game

Kansas State junior guard Kamau Stokes is struggling as he tries to play through his recovery from a foot injury

Riley Gates – 3/6/18



K-State junior guard Kamau Stokes continues to struggle as he plays through a lingering foot injury.
(Photo: Emily Starkey, 247Sports)

Kamau Stokes' junior season at Kansas State was supposed to go differently than it has actually played out. A lot different.

After a sophomore campaign that saw him average more than 11 points and nearly five assists per game, Stokes entered the NBA Draft. The thought of doing so was not so much to find a career in the league, but rather gain feedback. Find out what he needed to fix and come back with an even better junior year. It seemed that he was on that path to do just that until a broken foot at the start of conference play sidelined him for seven games.

Stokes, the initial starting point guard for K-State this season, made his return to the Wildcats' sideline at the start of February, but hasn't quite been the same since.

"It's tough playing off of a broken foot, especially coming back as early as I did," said Stokes, who returned about a month prior to what doctors had initially scheduled as a return date. "Just getting my foot stronger and trying to get back to being me was the toughest thing."

It has definitely been a struggle for Stokes to get back into his normal form and that has been an undeniable fact. The numbers don't lie.

Since coming back from the injury, Stokes has averaged only 3.4 points per game, scoring in double figures just once, and 2.2 assists per game. He's also turned the ball over 15 times since coming back.

Stokes said that while he thinks he is back and ready to play as he once did, the fact is that his body just might not be there yet. And that can begin to frustrate a player, mentally.

“Mentally, my mind is telling me to do something that my foot and my body are like, ‘You’re not ready for that,’” Stokes said. “In my mind, I think I can do it and sometimes it gets me in trouble. That’s the adjustment I have to make, but right now I feel like I’m getting back to myself.”

So no, the regular season did not go as Stokes would have hoped. That doesn’t mean that this year was a lost cause, though. In fact, maybe now is the perfect time for Stokes to begin showing people the Kamau Stokes of old.

The Big 12 Tournament begins this week and K-State is slated to play in the 11:30 a.m. game on Thursday against TCU, a team that just last week, Stokes was 0-for-6 from the floor against and had just two assists to hang his hat on that night.

A perfect opportunity for redemption. And, since the games now mean that a loss sends you home, a perfect opportunity for a clean slate.

“It’s definitely a fresh start,” Stokes said. “Like you said, it’s been up and down, but now that I’m getting back to my regular self, getting my strength back and everything, I feel like I’m going to show what I had been showing all year before I got hurt.”

It will still be redshirt freshman Cartier Diarra likely getting all of the starts at point guard for the remainder of the season, which isn’t a bad thing if you’re K-State. After all, Diarra averaged 9.8 points and 2.2 assists per game in Big 12 play.

However, there is something that Stokes can bring to the floor as the postseason begins that Diarra cannot: Experience.

“It’s very valuable,” K-State forward Dean Wade said of Stokes’ experience in the postseason. “It’s somebody that he can settle (the team) down, he’s been in this before. Carti’s a great player, but sometimes he gets a little sped up. But other than that, they’re pretty much the same player. They’re both great players, each has their own individual strengths, so I’m not too concerned about either one of them playing well.”

“He can still help our team, especially late in games,” K-State coach Bruce Weber added. “I need his experience, his intelligence, free throw shooting. Carti is still learning.”

With that added experience, maybe K-State will turn the corner on postseason play for the first time in a while.


Only once (2012-13) has a Weber-coached team made the finals of the Big 12 Tournament. Never in the Weber era has K-State made it past the round of 64 in the NCAA Tournament. Perhaps Stokes’ presence can change that for the Wildcats.

“As of now, we’re in, but you always want to improve the seeding,” Stokes said. “And we’ve still got important games, an important tournament left, so we’ve got to do what we know how to do. We’re not finished, we’re not satisfied. We just want to improve.”

So just how much weight is Stokes putting on his shoulders to help the Wildcats find success in the postseason?

“I put a lot on myself,” Stokes said. “I’m willing to help the other leaders on our team — Barry, Dean, even Mason — all come together. We’ve been there before, so we know what we need to do to get there.”

Like him or not, Bruce Weber has Kansas State on the cusp of another NCAA Tournament appearance



Getty Images

By CJ Moore 3/8/18

MANHATTAN, Kans — Gene Taylor is in his first year as the athletic director at Kansas State, but when the Wildcats' basketball team suffers a high-profile loss, he has already come to expect his email box will be filled with messages from the Bruce bashers, a very vocal faction of the fan base that wants coach Bruce Weber to be fired.

"Some of the reasons are kind of silly," Taylor says. "They don't like the way he coaches on the sideline. His voice irritates them."

If the email is thoughtful, Taylor responds in support of his coach. These days, his reasoning is packing more of a punch. The Wildcats this season finished fourth in the Big 12, which metrics tell us is the best conference in college basketball, and are a virtual certainty to receive an at-large NCAA Tournament bid.

But it's not just a what-have-you-done-for-me-lately argument. That pending tournament invite would be the Wildcats' fourth in six years under Weber. If the latest projections from The Fieldhouse's mock bracket hold true, only 25 of the 65 power-five schools will have made at least four of the last six NCAA Tournaments.

Yet there remains a segment of the fan base that wants Weber gone.

"Some people would be unhappy if Bruce Weber makes the Final Four," says Tim Fitzgerald, the editor of GoPowerCat.com. "They'd be pissed."

It's a strange dichotomy for a program that is not that far removed from basketball purgatory. Kansas State didn't make an NCAA Tournament appearance from 1996 to 2008, and in the first 10 seasons of the Big 12, the Wildcats had a losing record every year in conference play and averaged just 5.1 league wins.

In 2006, Bob Huggins resurrected a once-proud program that had a run of legendary coaches: Tex Winter, Cotton Fitzsimmons, Jack Hartman and Lon Kruger. When Huggins was called home to West Virginia a year later, after delivering K-State's first season with a winning conference record since 1989, Frank Martin took it to another level with four NCAA toumey appearances in five seasons and a trip to the Elite Eight.

KSU fans embraced Martin and his tough-love approach. That's mostly because he won, though a faction of the fan base liked to complain about his sideline antics. Martin left for South Carolina for a number of reasons — the one that receives the most attention was his relationship with then athletic director John Currie. Enter Weber.

He was attractive because he'd been in a similar spot twice before, taking over for beloved coaches at Southern Illinois and Illinois. His success at Illinois with Bill Self's players — going 37-2 and taking the Illini to the national title game in his second season in Champaign — was part of his allure.

Weber liked the idea of staying in the Midwest and going to a program where his mentor, Gene Keady, had attended school. "I'm from the Midwest," Weber says. "I like Midwest values. This is a special place. Great people. Coach [Bill] Snyder's quote — 'I came because of the people. I stayed because of the people. I returned because of the people' — says it all."

But from the very beginning, the people, or at least the vocal ones, didn't seem to share that affection for Weber. On the day of his hiring, a small group protested outside of Bramlage Coliseum. After winning a share of the Big 12 regular-season title in his first year (the last time anyone has tied Kansas, by the way), the Wildcats were upset in the first round of the NCAA Tournament by La Salle. A year later, Weber took a mix of veterans and his own recruits back to the tourney and lost in the opening round to eventual runner-up Kentucky. K-State would miss the tournament the next two years. The group that didn't like Weber started growing... and getting louder.

Fitzgerald is an unofficial spokesman for the displeased. His website is the most popular fan site that covers the Wildcats. He gives the fans a voice and he's one of their own, a K-State graduate.

He has called for Weber's dismissal at the end of each of the last three seasons. Last month, in a column titled "The 50 Percent Program," he laid out his results-based reason for not supporting Weber, a sense that life with him is one spent in mediocrity. At the time of the column, Weber had a 51-51 record in Big 12 games — he's now 55-53.

"I think the distinction here is he didn't inherit a mess, he inherited a good situation that allowed him to have enough talent to share a Big 12 title," Fitzgerald says. "He kind of created the mess with his own recruits. I was of the opinion that if you burn my house down, you better fix it darn quickly. This was his act of arson in Year Three. You can blame the players, or whatever, but he recruited them."

Last year, the Bruce bashers nearly got what they wanted. It was understood that Weber was coaching for his job. Had he not reached the NCAA Tournament, he most likely would not have been retained, according to a source close to the program.

When Taylor was hired in April, he knew of the Weber detractors, so he researched the situation. He formulated his own opinion after contacting some coaching friends in the business, among them Iowa's Fran McCaffery, Nebraska's Tim Miles and Ohio's Saul Phillips. "The common theme was he's a great guy, he's a hell of a coach, he does things the right way and you're really going to like working with him," Taylor says.

Taylor has only been on the job since last April, but he's already a big Weber fan. Weber, 61, says there's a K-State way, a culture Snyder established as he resurrected arguably the worst major-college football program in the country, and he's tried to replicate that through his actions and recruiting. He says players who represent the K-State way are "hard-working kids that care, that overachieve, that bust their butt."

Last summer, K-State's gym was filled with players past and present. It wasn't just Weber-recruited alums but also many from the Martin era. That stood out to Taylor, and he was convinced he had the right guy. On Aug. 1, he rewarded Weber with a two-year contract extension that keeps him in Manhattan through the 2020-21 season. "I wanted to take that concern off the table initially," Taylor says. "To me, if you have a coach, particularly right now, who is doing it the right way, he's been to four tournaments in six years, potentially, won a share of the Big 12 title one year, a lot of ADs would not even worry about that, right?"

It's not difficult to justify Taylor's logic. Over the past 10 seasons, 55 coaches in power-five leagues have been fired for performance-based reasons. Only seven of those coaches made the NCAA Tournament at least 60 percent of the time.

Weber's foes would respond that he has yet to win a tournament game — he did win a play-in game last year against Wake Forest, but that's hardly a point of pride. For Weber, his greatest disappointment is that he did not win his first year with the group that had a No. 4 seed and opened at the Sprint Center in Kansas City, Mo.

"Every day we met, I said there's going to be a banner with you guys up there that hasn't been up there for 36 years, and I set that goal so high," Weber says. "Then we got to the NCAA Tournament and we didn't..."

Weber searches for the words, careful not to make excuses, because that's another complaint from the fans. "It's always something outside their power that causes something to happen," says Fitzgerald. "I think that's worn out a lot of people."

This is part of the Weber paradox. His explanation is perfectly rational. He lost to a team that got hot, one that won the play-in game and made it to the Sweet 16. So Weber has a reasonable defense, but he's not going to go there. He gets back on message. "We should have been the Sweet 16 team that year," he says.

Many will point to the fact that he won his first season with Martin's players, and yes, it was a group he recruited, but Weber did not take over as rosy a situation as it appears. Several players in the core rotation planned to transfer had Martin remained the coach. Shane Southwell, a starter on Weber's first two teams, was one of them. Weber persuaded everyone to stay.

"I was convinced to stay because of the prestige Coach Weber came with," Southwell says. "It's rare that midway through your college career your next coach is a coach that was in the national championship game and had a player drafted that same year. Why would I leave? This seems like a good fit."

Weber kept the momentum from his banner season with a recruiting class that included Marcus Foster and Wesley Iwundu. Both were 3-star recruits out of Texas, but their talent was far superior to their status in recruiting circles. Foster led the Wildcats in scoring as a freshman, averaging 15.5 points per game, and returned the next season expecting to be one of the best players in the Big 12.

"We had it set up," assistant coach Chris Lowery says. "Marcus was a sophomore. Wes was a sophomore. D.J. [Johnson] was a junior. Nino [Williams] and Gip [Thomas Gipson] were seniors. So it was set up for success, but it was not a good situation."

Foster has admitted he did not handle his success well. He got out of shape as a sophomore and battled some off-the-court issues that led to his departure. He transferred to Creighton.

"It was a situation, he could not stay here," Lowery says. "We made that very clear. It's just unfortunate he couldn't uphold the things we wanted him to do. He was going to break every scoring record."

Johnson and Jevon Thomas also transferred out following a season in which K-State tied for sixth in the Big 12.

But Weber reloaded with a foundational class of players who have developed into the leaders of the program: Barry Brown, Dean Wade and Kamau Stokes. They struggled in their first season — finishing 5-13 in the league — but last year as sophomores, they made the leap to a tourney team. It would have been Foster's senior season, and had he remained on the trajectory he was on after his freshman season, it's feasible K-State doesn't have its two down years and Weber is preparing for his sixth straight NCAA appearance. The scenario is presented to him.

"I think we've been very, very competitive," Weber says. "Again, you make excuses, but if Marcus Foster [stays on the right track] — you said it, not me — it could have changed a lot of dynamics."

Bruce Weber has his flaws, and the most noticeable one is he does not always win the press conference. The two episodes that draw the most publicity came against Kansas.

After K-State lost a one-possession game in Lawrence in January, Weber was not happy with some calls he thought went KU's way. He told Sam Mellinger of The Kansas City Star to "ask Fran [Fraschilla of ESPN]" about the Jayhawks getting a favorable whistle. So Mellinger did. It was a bad look for Weber. Once again, he was making excuses instead of owning the loss.

Last year, the Wildcats suffered a pair of one-possession losses to their bitter rivals, and after the game at Bramlage, Weber said his team won on the play-hard chart in both games. It was more fuel for the Bruce bashers.

"Our play-hard numbers were great, and then they ripped me for it," he says. "Like, come on! I don't know. I try to take the blame all the time."

Weber connects with his players and colleagues inside the athletic department, but there's a disconnect between him and the everyman Wildcat, who loved Martin because they felt he was the kind of guy they could have a beer with.

"He's savvy in the fact that he makes personal connections with his superiors and the big donors," Fitzgerald says of Weber. "I bet you he couldn't name very many fans' names outside of that core group."

There's a parallel to what happened to Dana Altman, who followed Kruger in the early 1990s. Altman was the Big Eight Coach of the Year in his third season, but he never connected with the fan base and was run off the following year. In hindsight, considering the success he has enjoyed at Creighton and Oregon, KSU fans regret not treating him better and wish he had stuck around. "I think we all agree on that," Fitzgerald says.

It bothers those close to Weber that he's not appreciated. His most ardent defender is Lowery, who has been his assistant for nine seasons during stops at Southern Illinois, Illinois and K-State.

"Part of it is we have a legendary football coach here who set the bar high for everybody on campus — how you should win, how you do it the right way — and you accept that because of who he is. It's great," Lowery says. "But I

think the biggest thing for us is there's no reason for that. We had two bumpy years. After that, there have been three good ones."

Weber's recruiting, and how it compares with Martin's, is another sticking point with the detractors. Fitzgerald points to the lack of depth year to year. "They've only had two kids [Xavier Sneed and Cartier Diarra] in the last two years that are probably legitimate Big 12 players," Fitzgerald says. "They've gotten by with the minimum amount of talent they possibly could."

Weber's recent teams have lacked depth, but he has discovered some hidden gems. Iwundu went 33rd in last year's NBA draft, only the third player to be drafted out of Kansas State in the last 25 years. (The other two, Michael Beasley and Bill Walker, were signed by Huggins.)

The core of this team exemplifies how Weber and his staff have identified under-the-radar talent and then developed those players. Stokes and Brown were mostly recruited at the mid-major level and have both averaged double-digit scoring for their careers. The only recruiting service that ranked Diarra was 247Sports, which tabbed him the 255th-best player in the 2016 class, and the starting point guard has been one of the best freshmen in the Big 12. Wade and Sneed were two lower-tier four-star recruits who have also outperformed their rankings.

"I like where the program is," Taylor says. "This group is really his group, his recruiting class that he's put together and it's pretty impressive. And they're good kids. They're not getting in trouble. They're good academics."

Taylor says he's not sure how Weber can win people over. He jokes maybe he needs to hang out in Aggieville, the downtown Manhattan hotspot.

Weber doesn't hide. Taylor says he makes it to every Catbacker event he can, touring the state to meet with alums and fans. When Weber was chasing an undefeated season at Illinois in 2004 — the Illini lost on the last day of the regular season — he went for walks to relieve stress. He usually walks two to three miles. On game days, his wife, Megan, joins him, and they deliver tickets to neighbors.

"You always want to be liked," he says. "That's human nature, but I know the business and I've been through it. Coach Keady is one of the greatest all-time coaches. He should be in the Hall of Fame, and there were always people that didn't like him. Didn't do this. Didn't do that. It's part of it."

Weber has his critics, but he keeps taking the Wildcats to the NCAA Tournament. "But I do know there are a lot of people who do like me. I mean, I go to the store and no one's throwing apples at me. I take pictures — all that stuff. I'm sure there's some, and it goes back a little bit to Frank and how it went down. He had a great run and people liked him. I got tied into that a little bit. Even though we won the league, then it was always, well, you had his players. If he had such good players, why didn't he stay? Same thing when I went to Illinois."

That's the curmudgeon in Weber some people don't like, but he's trying to watch his words. In the offseason K-State hired a well-known media consulting company (Kevin Sullivan Communications) to coach Weber and his players on messaging. Weber was a willing participant.

But even if he says the right things, will K-State fans give in? This is, after all, his best season since his first, and the chatter has hardly subsided. His bashers simply search for another glitch in his approach, and the latest go-to criticism has been K-State's non-conference strength of schedule, which this year ranked 338th nationally. That's why the Wildcats were in the bubble conversation when fellow league teams with worse conference records were believed to be safely in.

Weber looks back to a conversation he had with Keady not long after he got into coaching. "He said scheduling can be more important than recruiting," Weber says. "And I kind of looked at him, what is he talking about? Recruiting is your lifeblood. But you can overschedule for a team that's not ready. You can possibly under-schedule and not get them ready. It's a fine line."

Weber's reasoning sounds a lot like Snyder's line of thinking. The legendary football coach also has been known to play a soft nonconference schedule. Weber acknowledges the schedule needs improvement, and it's a priority for Taylor. "I think the NCAA Tournament selection committee is making that pretty clear to everybody," Taylor says. "Bruce isn't opposed to it. He says, 'Yeah, I'll play whoever.' But it's hard getting some of those games. We've just got to find a way."

These are the controllables for Taylor and one way to generate early-season interest, which the basketball program is lacking. K-State lost 496 season-ticket holders from last season, and attendance is down, although single-game ticket sales are up and revenue from those sales has increased about \$100,000.

Attendance nationwide is trending downward, so it's not all Weber, Taylor says, but others point to the environment during the Martin era, when Bramlage turned into the Octagon of Doom.

"I've been a part of K-State teams where it didn't matter what day of the week it was, Bramlage was sold out," says Jordan Henriquez, who played three years for Martin and one year for Weber. "People were waiting to get in. To see that change, it does hurt me as an alum and as a former player, because I know fans can put more effort into making it to games. I don't think it's a problem with Bruce, but if it is, that's something they need to get over."

Taylor wants to get there, to a point where those who are staying away accept the program is in a good spot and return to Bramlage. "Certainly I don't ignore our fan base, right?" he says. "You can't. We have passionate fans. That's what I tell them. I love their passion, but that's not going to drive whatever decision we make at some point, even if we do, whether we extend him or whatever. I'm going to do what's best for our program based on what I feel we need to do for the basketball program."

"Even if we make a deep run this year or next year, there are still going to be people who are not going to like Bruce Weber for whatever reason."

Taylor reads the emails, but his message is consistent: "He's going to do the right things. He's going to bring in good kids. He's not going to fall in the fray of what's going on out there in the world of college basketball, and he wins. Is he winning enough for everybody? Let's see how these teams do that he has right now."

And so the Bruce bashers must wait. Most likely, Weber will win enough that they will be waiting a long time.

He wants to win them over, but before he walks away from this interview, he has one more story to tell. Back when he worked for Keady, one of his responsibilities was to track down anyone who sent a disparaging letter about Keady's coaching. Weber would find a phone number, and then he'd hand the phone to his boss.

Keady would ask the agitated three questions: "Are you a donor? Are you a season ticket holder? And are you an alum?"

If the answer to all three was no, he'd hang up the phone.

Weber won't go that far, but he at least knows the one guy who matters most seems to be firmly in his corner.



00

MIKE MCGUIRL
G ■ 6-2 ■ 190
Freshman - HS
Ellington, Conn.



1

MAWDO SALLAH
F ■ 6-9 ■ 235
Graduate Student - TR
Latri Kunda, Gambia



2

CARTIER DIARRA
G ■ 6-4 ■ 190
Freshman - RS
Florence, S.C.



3

KAMAU STOKES
G ■ 6-0 ■ 170
Junior - 2L
Baltimore, Md.



5

BARRY BROWN, JR.
G ■ 6-3 ■ 195
Junior - 2L
St. Petersburg, Fla.



11

BRIAN PATRICK
G ■ 6-5 ■ 195
Sophomore - 1L
Fort Lauderdale, Fla.



12

MASON SCHOEN
G ■ 6-2 ■ 185
Senior - 3L
Overland Park, Kan.



14

MAKOL MAWIEN
F ■ 6-9 ■ 225
Sophomore - TR
West Valley City, Utah



20

XAVIER SNEED
F ■ 6-5 ■ 212
Sophomore - 1L
St. Louis, Mo.




21

JAMES LOVE III
F ■ 6-11 ■ 225
Freshman - RS
Fort Lauderdale, Fla.



23

AMAAD WAINRIGHT
G ■ 6-2 ■ 200
Junior - TR
Kansas City, Mo.



24

PIERSON McATEE
F ■ 6-6 ■ 200
Sophomore - 1L
Manhattan, Kan.



32

DEAN WADE
F ■ 6-10 ■ 228
Junior - 2L
St. John, Kan.




34

LEVI STOCKARD III
F ■ 6-8 ■ 239
Freshman - HS
St. Louis, Mo.



35

PATRICK MULDOON
F ■ 6-7 ■ 210
Junior - TR
Basehor, Kan.



40

KADE KINNAMON
G ■ 6-0 ■ 175
Junior - SQ
St. John, Kan.



45

NIGEL SHADD
F ■ 6-9 ■ 235
Freshman - HS
Mesa, Ariz.



BRUCE WEBER
Head Coach
Fifth Season
UW-Milwaukee '78

2017-18 NEWS AND NOTES

■ The Wildcats return 8 lettermen, including 3 players (**Barry Brown**, **Kamau Stokes** and **Dean Wade**) who started all 35 games as sophomores in 2016-17... Return key contributors in **Xavier Sneed** and **Brian Patrick**.

■ Overall, the Wildcats return 4 of their top 6 scorers from 2016-17, along with nearly 60 percent of their assists, steal and minute totals. **Barry Brown** and **Kamau Stokes** are the team's top returners in scoring at 11.7 points per game, while Stokes is the top returner in 3-point field goals made (64), free throws made (107), assists (145) and minutes (1,165) and Brown is top returner in field goals made (146) and steals (82).

■ The Wildcats will be boosted by the return of redshirt freshmen **Cartier Diarra** and **James Love III**, who both missed the 2016-17 season due to injuries. The team signed 6 players in the offseason.