



# CRIMSON TIDE

BASKETBALL

19 NCAA Appearances » 13 Combined SEC Titles » 2nd in SEC History in Total League Wins » 2nd In SEC History in Winning Percentage

## GAME 34 ALABAMA VS KENTUCKY

MARCH 10, 2018 / NOON CT / ST. LOUIS, MO.  
SCOTTRADE CENTER (20,948)

TV: ESPN

(Play-By-Play: Karl Ravech, Analyst: Dick Vitale, Sideline: Laura Rutledge)

RADIO: CRIMSON TIDE SPORTS NETWORK | SIRIUS/XM

(Play-By-Play: Chris Stewart, Analyst: Bryan Passink) | Sirius/XM Channels 84/84

### CRIMSON TIDE

Record	19-14
SEC Record	8-10
Leading Scorer	Collin Sexton (19.0)
Leading Rebounder	Donta Hall (6.8)
Leader in Assists	Collin Sexton (3.6)
Head Coach	Avery Johnson
Record at Alabama (Years)	56-44 (3rd)
Career Record (Years)	310-230 (10th)

### WILDCATS

Record	22-10
SEC Record	10-8
Leading Scorer	Kevin Knox (15.7)
Leading Rebounder	Jarred Vanderbilt (7.9)
Leader in Assists	Gilgeous-Alexander (5.0)
Head Coach	John Calipari
Record at Kentucky (Years)	271-63 (9th)
Career Record (Years)	716-203 (26th)

### NUGGETS YOU NEED TO KNOW

- With the 81-63 win over No. 16 Auburn on Friday, head coach Avery Johnson improved to 5-2 in SEC Tournament play. Even more impressive, Alabama has reached the SEC Tournament semifinals for a second straight season. It is the first time since 1994 & 1995 (22 years) tournaments that the Tide has reached the semis in back-to-back seasons.
- Only eight teams in the nation have more Quadrant 1 wins than Alabama's six such victories this season.
- Saturday's game against Kentucky will mark the eighth straight game the Tide has played against a team projected in the NCAA Tournament field.
- Collin Sexton has scored 58 points in two games during this year's SEC Tournament (27 vs. Texas A&M and 31 vs. Auburn). His 31-point performance against the Tigers were the third-best in a game in Alabama's SEC tournament history, while his 58 points trail James "Hollywood" Robinson's 77 set during the 1992 event. Ironically, Robinson is in attendance at this year's tournament as Alabama's SEC Legend.
- With his 31 points vs. Auburn, Collin Sexton has scored 569 points this year and broke the Alabama freshman scoring record which was also held by Robinson, who scored 554 points in 1990-91.
- The Tide owns a record of 6-2 when playing a top-25 opponent this season, which is tied for tops in the nation. The ranked opponents Alabama has defeated during the regular season (all ranking at time of the game) include: No. 5 Texas A&M (12/30), No. 17 Auburn (1/17), No. 12 Oklahoma (1/27), at No. 23 Florida (2/3), No. 15 Tennessee (2/10) and vs. No. 16 Auburn (3/9).
- Alabama has a record of 4-1 against teams ranked in the top 16 of the ESPN.com RPI (as of 3/5), with two wins over No. 8 Auburn, No. 9 Tennessee and No. 16 Rhode Island.

## 2017-18 SCHEDULE

Opponent	TV	Time (CT)/Result
<b>NOVEMBER</b>		
6 UAH (EXH.)	SECN+	W, 74-65
10 vs. Memphis <sup>1</sup>	CBS Sports Network	W, 82-70
14 LIPSCOMB	SEC Network	W, 86-64
17 ALABAMA A&M <sup>2</sup>	SECN+	W, 104-67
21 RV UT ARLINGTON <sup>2</sup>	SEC Network	W, 77-76
24 vs. BYU <sup>3</sup>	Stadium	W, 72-59
25 vs. No. 14 Minnesota <sup>3</sup>	Stadium	L, 84-89
29 LOUISIANA TECH	SECN+	W, 77-74
<b>DECEMBER</b>		
3 RV UCF	ESPNU	L, 62-65
6 RV RHODE ISLAND	SECN+	W, 68-64
9 at RV Arizona	ESPN2	L, 82-88
19 vs. Mercer <sup>4</sup>	SEC Network	W, 80-79
22 RV TEXAS <sup>5</sup>	ESPN2	L, 50-66
30 No. 5 TEXAS A&M*	ESPN2	W, 79-57
<b>JANUARY</b>		
2 at Vanderbilt*	SEC Network	L, 75-76
6 at Georgia*	SEC Network	L, 46-65
9 SOUTH CAROLINA*	SEC Network	W, 76-62
13 at LSU*	SEC Network	W, 74-66
17 No. 17 AUBURN*	SEC Network	W, 76-71
20 MISSISSIPPI STATE*	SEC Network	W, 68-62
23 at Ole Miss*	SEC Network	L, 66-78
27 No. 12 OKLAHOMA <sup>6</sup>	ESPN	W, 80-73
31 MISSOURI*	ESPN2	L, 60-69
<b>FEBRUARY</b>		
3 at No. 23 Florida*	ESPN	W, 68-50
6 at Mississippi State*	SEC Network	L, 63-67
10 No. 15 TENNESSEE*	SEC Network	W, 78-50
13 LSU*	SEC Network	W, 80-65
17 at RV Kentucky*	CBS	L, 71-81
21 at No. 12 Auburn*	SEC Network	L, 71-90
24 RV ARKANSAS*	SEC Network	L, 73-76
27 RV FLORIDA*	ESPN	L, 52-73
<b>MARCH</b>		
3 at RV Texas A&M*	ESPN2	L, 66-68
8 vs. RV Texas A&M <sup>7</sup>	SEC Network	W, 71-70
9 vs. <sup>16</sup> Auburn <sup>7</sup>	ESPN	W, 81-63
10 vs. RV Kentucky <sup>7</sup>	ESPN	Noon

- Veterans Classic (Annapolis, Md.)
- Barclays Classic (Tuscaloosa, Ala.)
- Barclays Classic (Brooklyn, N.Y.)
- Rocket City Classic (Huntsville, Ala.)
- Vulcan Classic (Birmingham, Ala.)
- Big 12/SEC Challenge
- Southeastern Conference Tournament (St. Louis, Mo.)
- Southeastern Conference game

**BOLD** indicates home game  
Rankings listed are AP

### SOCIAL MEDIA:















Follow us on Twitter and Instagram @AlabamaMBB



Like us on Facebook at AlabamaMBB

Follow **ALABAMA MEN'S BASKETBALL** on the social media sites listed for up-to-date news, exclusive content and more.

2017-18 OVERALL • 19-14 / SEC • 8-10 / LAST 10 • 4-6 / HOME • 12-5 / AWAY • 2-8 / NEUTRAL • 5-1  
 PREVIOUS GAME'S STARTERS HIGHLIGHTED IN SHADED BOX

0		<b>DONTA HALL</b>					<b>LAST GAME: 11 pts, 6 rebs vs. Auburn</b> <b>NOTE:</b> Leads team in FG% (.721), rebounds, blocks & dunks; 2nd in ppg ... 3rd in SEC & 27th nationally in blocks ... the top dunker in the SEC with 69 this year ... career-high 20 pts vs. UCF and vs. LSU ... career-best 8 blks vs Oklahoma ... 5 double-doubles.	<b>SEASON HIGHS</b> <b>Pts:</b> 20 2x, last vs. LSU, 2/13/18 <b>Rebs:</b> 14 vs. Rhode Island, 12/6/17 <b>Asts:</b> 3 2x, last vs. Lipscomb, 11/14/17 <b>Blks:</b> 8 vs. Oklahoma, 1/27/18
		F • 6-9 • 232 • Jr. • Luverne, Ala.	PPG	RPG	APG	SPG		
1		<b>RILEY NORRIS</b>					<b>LAST GAME: DNP vs. Auburn</b> <b>NOTE:</b> Ruled out for season on Dec. 29 with hip injury after playing in nine games on the year ... scored a season high 13 pts vs. Minnesota ... has five career double-doubles ... team's most experienced player (110 career games).	<b>SEASON HIGHS</b> <b>Pts:</b> 13 vs. Minnesota, 11/25/17 <b>Rebs:</b> 4 vs. LA Tech, 11/29/17 <b>Asts:</b> 3 2x, last vs. Arizona, 12/9/17 <b>Stls:</b> 1, 5x last vs. Texas, 12/22/17
		G/F • 6-7 • 210 • Sr. • Albertville, Ala.	PPG	RPG	APG	SPG		
2		<b>COLLIN SEXTON</b>					<b>LAST GAME: 31 pts, 7 rebs, 1 ast vs. Auburn</b> <b>NOTE:</b> SEC Co-Freshman of the Year, 2nd team All-SEC, All-Freshman team ... UA freshman scoring record with 40 pts vs. Minnesota ... 3 30-pt gms ... UA's all-time freshman leading scorer ... ranks 2nd in SEC in ppg ... 58 total pts in 2018 SEC Tourney.	<b>SEASON HIGHS</b> <b>Pts:</b> 40 vs. Minnesota, 11/25/17 <b>Rebs:</b> 8 at Florida, 2/3/18 <b>Asts:</b> 7 at Texas A&M, 3/2/18 <b>Stls:</b> 3, 3x last at Vanderbilt, 1/2/18
		G • 6-3 • 190 • Fr. • Mableton, Ga.	PPG	RPG	APG	SPG		
3		<b>ALEX REESE</b>					<b>LAST GAME: 1 reb, 6 mins vs. Auburn</b> <b>NOTE:</b> Shooting 40% from deep over last 8 gms ... season-high 10 points vs. Mercer and at Kentucky ... 9 rebs in vs Memphis & Lipscomb ... No. 2 prospect in Alabama by ESPN.com ... named the AHSAA 6A State Player of the Year as a senior.	<b>SEASON HIGHS</b> <b>Pts:</b> 10 vs. Mercer, 12/19/17 <b>Rebs:</b> 9, 2x last vs. Lipscomb, 11/14/17 <b>Asts:</b> 3 vs. Memphis, 11/10/17 <b>Stls:</b> 4 vs. Memphis, 11/10/17
		F • 6-9 • 250 • Fr. • Pelham, Ala.	PPG	RPG	APG	SPG		
4		<b>DANIEL GIDDENS</b>					<b>LAST GAME: 1 min vs. Auburn</b> <b>NOTE:</b> Career-high 13 pts vs Miss. State ... had 12 pts & 6 rebs vs. Rhode Island ... 11 pts vs South Carolina and at Miss State ... second on team in blocks per game ... sat out last year after transferring from Ohio State.	<b>SEASON HIGHS</b> <b>Pts:</b> 13 vs. Mississippi State, 1/20/18 <b>Rebs:</b> 9 vs. Oklahoma, 1/27/18 <b>Asts:</b> 1, 4x last at Vanderbilt, 1/2/18 <b>Blks:</b> 4 vs. UCF, 12/3/17
		F/C • 6-11 • 247 • So. • Mableton, Ga.	PPG	RPG	APG	SPG		
5		<b>AVERY JOHNSON JR.</b>					<b>LAST GAME: 6 mins vs. Auburn</b> <b>NOTE:</b> Season high 13 pts vs. Memphis ... 10 pts and 3 stls at Auburn ... 10 pts vs South Carolina ... also had 10 pts and 2 stls at Florida ... ranked 5th in scoring & 3FG% last season ... had career-highs of 23 pts in the 40T win at USC.	<b>SEASON HIGHS</b> <b>Pts:</b> 13 vs. Memphis, 11/10/17 <b>Rebs:</b> 4 vs. Alabama A&M, 11/17/17 <b>Asts:</b> 5 vs. Alabama A&M, 11/17/17 <b>Stls:</b> 3 2x, last at Auburn, 2/21/18
		G • 5-11 • 187 • Jr. • Houston, Texas	PPG	RPG	APG	SPG		
10		<b>HERBERT JONES</b>					<b>LAST GAME: 1 pts, 2 rebs, 2 asts vs. Auburn</b> <b>NOTE:</b> Leads team & SEC with a school record 21 charges drawn ... tops team in steals ... season-best 14 pts vs. Oklahoma ... 12 pts vs. Memphis ... three-time first-team all-state & 4A Player of the Year ... No. 71 rated recruit by Rivals.	<b>SEASON HIGHS</b> <b>Pts:</b> 14 vs. Oklahoma, 1/27/18 <b>Rebs:</b> 9 vs. UT Arlington, 11/21/17 <b>Asts:</b> 4, 3x last vs. Auburn, 1/17/18 <b>Stls:</b> 5 vs. UCF, 12/3/17
		G • 6-7 • 200 • Fr. • Greensboro, Ala.	PPG	RPG	APG	SPG		
12		<b>DAZON INGRAM</b>					<b>LAST GAME: 14 pts, 7 rebs, 5 asts vs. Auburn</b> <b>NOTE:</b> Second in apg & rpg, 3rd in ppg ... 6th in the SEC in defensive rebounds a game (4.9) ... matched career high with 22 pts vs. LA Tech ... scored 20 pts with 5 rebs & 5 asts vs. Memphis ... 4th career double-double with 18 pts & 10 rebs at LSU.	<b>SEASON HIGHS</b> <b>Pts:</b> 22 vs. LA Tech, 11/29/17 <b>Rebs:</b> 14 vs. Rhode Island, 12/6/17 <b>Asts:</b> 5, 4x last vs. Auburn, 3/9/18 <b>Stls:</b> 3 vs. Texas A&M, 12/30/17
		G • 6-5 • 207 • So. • Theodore, Ala.	PPG	RPG	APG	SPG		
15		<b>TYLER BARNES</b>					<b>LAST GAME: DNP vs. Auburn</b> <b>NOTE:</b> Became eligible to suit up for the Crimson Tide prior to the Rhode Island game (12/6) ... saw his first collegiate action vs. Texas A&M ... joined the team as a practice player through walk-on tryouts ... attended St. Xavier HS.	<b>SEASON HIGHS</b> <b>Pts:</b> NA <b>Rebs:</b> NA <b>Asts:</b> NA <b>Stls:</b> NA
		F • 6-8 • 205 • Fr. • Louisville, Ky.	PPG	RPG	APG	SPG		
22		<b>AR'MOND DAVIS</b>					<b>LAST GAME: DNP vs. Auburn</b> <b>NOTE:</b> Has not seen any action. 2016-17: Played in 32 contests and averaged 6.9 ppg ... ranked fourth in made threes (32) & third in threes attempted (129) ... finished with 10 double-figure scoring contests on the season.	<b>SEASON HIGHS</b> <b>Pts:</b> NA <b>Rebs:</b> NA <b>Asts:</b> NA <b>Stls:</b> NA
		G • 6-6 • 202 • Sr. • Tacoma, Wash.	PPG	RPG	APG	SPG		
23		<b>JOHN PETTY</b>					<b>LAST GAME: 5 pts, 4 rebs, 2 asts vs. Auburn</b> <b>NOTE:</b> Scored 30 pts on school record 10 treys vs. Alabama A&M ... 4th leading scorer ... had 27 pts in win over Auburn ... ranks among SEC's top 3-pt shooters ... 2x SEC Freshman of the Week (11/20, 1/1) ... Mr. Basketball in Alabama in 2016 & 2017.	<b>SEASON HIGHS</b> <b>Pts:</b> 30 vs. Alabama A&M, 11/17/17 <b>Rebs:</b> 8 at Texas A&M, 3/2/18 <b>Asts:</b> 4 4x last vs. Tennessee, 2/10/18 <b>Stls:</b> 2 vs. BYU, 11/24/17
		G • 6-5 • 195 • Fr. • Huntsville, Ala.	PPG	RPG	APG	SPG		
24		<b>LAWSON SCHAFFER</b>					<b>LAST GAME: 2 mins vs. Auburn</b> <b>NOTE:</b> A preferred walk-on ... played career-best 14 mins vs. Florida ... tied career high with 5 pts vs Memphis. 2016-17: Career-high 5 pts vs. Mississippi State in SEC Tourney ... went 4-of-8 on the year from behind the arc.	<b>SEASON HIGHS</b> <b>Pts:</b> 5 vs. Memphis, 11/10/17 <b>Rebs:</b> NA <b>Asts:</b> 4 vs. Alabama A&M, 11/17/17 <b>Stls:</b> 1 3x last vs. Florida, 2/27/18
		G • 5-11 • 168 • Jr. • Cullman, Ala.	PPG	RPG	APG	SPG		
25		<b>BRAXTON KEY</b>					<b>LAST GAME: 9 pts, 10 rebs, 3 asts vs. Auburn</b> <b>NOTE:</b> Missed first 10 gms with knee injury ... 3rd on team in rebounding and assists ... season-high 16 pts along with 5 rebs, 4 asts and 3 stls vs Miss State ... matched that with 16 pts vs Arkansas ... member of 2016-17 SEC All-Freshman Team.	<b>SEASON HIGHS</b> <b>Pts:</b> 16 2x, last vs. Arkansas, 2/24/18 <b>Rebs:</b> 9 vs. Auburn, 1/17/18 <b>Asts:</b> 5 vs. South Carolina, 1/9/18 <b>Stls:</b> 4 at Vanderbilt, 1/2/18
		F • 6-8 • 225 • So. • Charlotte, N.C.	PPG	RPG	APG	SPG		
30		<b>GALVIN SMITH</b>					<b>LAST GAME: 8 pts, 6 rebs vs. Auburn</b> <b>NOTE:</b> Avg. 8.0 pts & 4.5 rebs per game in two starts at SEC Tourney ... season highs of 10 pts, 8 rebs, 3 blks & 26 mins vs. Minnesota ... ranked as the top big man & No. 2 overall player in Mississippi (247Sports.com).	<b>SEASON HIGHS</b> <b>Pts:</b> 10 vs. Minnesota, 11/25/17 <b>Rebs:</b> 8 vs. Minnesota, 11/25/17 <b>Asts:</b> 1 vs. Alabama A&M, 11/17/17 <b>Blks:</b> 4 at Texas A&M, 3/2/18
		F • 6-9 • 235 • Fr. • Clinton, Miss.	PPG	RPG	APG	SPG		



March 7-11 • Scottrade Center • St. Louis, Mo.



## ALABAMA IN THE SEC TOURNAMENT

### SEC TOURNAMENT NOTES

• This year's Southeastern Conference tournament will be held west of the Mississippi River for the first time in conference history. This year's event is being held at the Scottrade Center in St. Louis, Mo.

• Alabama head coach Avery Johnson owns a record of 5-2 in the SEC Tournament. The Tide has advanced to at least the quarterfinals in each of the last three tournaments and reached its second consecutive semifinals under Johnson's lead.

• Alabama reached the SEC semifinals at last year's tournament in Nashville for a first time since 2013 following wins over Mississippi State (75-55) in the second round and South Carolina (64-53) in the quarterfinals. It was the first time since the 2002 event that the Crimson Tide won two games in the same SEC Tournament.

• The Tide earned the No. 9 seed in this year's event. Alabama captured a 71-70 victory over eighth-seeded Texas A&M on Thursday and followed that with an 81-63 win over top-seeded Auburn on Friday. UA will face No. 4 seed Kentucky on Saturday at noon in the SEC semifinals.

• This will mark the third consecutive year that

Alabama and Kentucky have met in the SEC Tournament. The Wildcats have ended the Tide's run in the tournament in each of the last two seasons and have won 15 of the 17 games played between the two teams. Alabama has lost 10 straight to Kentucky in the SEC Tournament. The last time the Tide defeated UK came on March 11, 1982 (won, 69-64).

• Alabama has an overall record of 66-51 in SEC Tournament play. The Tide's .564 winning percentage in the tournament ranks second among SEC schools.

• Since the SEC Tournament was restarted in 1979, Alabama is 50-34 (.595) in the event, the second-best record in the league during that span.

• Additionally, the Tide ranks second in championship game appearances (13) and SEC Tournament titles (6).

• From 1982-92, Alabama won the SEC Tournament five times and appeared in the title game nine times.

• Alabama has advanced to the semifinals 25 times, the third most in the league, and the finals 13 times, the second most in the league.

• From 1989-92, the Tide won 11 consecutive games in the SEC Tournament.

### UA VS. THE FIELD AT SEC TOURNAMENT

• Alabama is 66-51 all-time in the SEC Tournament and has a non-losing record against every SEC program in tournament play with the exception of Kentucky. The Wildcats have ended the Tide's run 15 times.

• Below is UA's record against the 13 other active SEC members in tournament play.

Opponent	Last Played	Record
Arkansas	3/12/95	1-1
Auburn	3/9/18	8-2
Florida	3/12/15	7-7
Georgia	3/11/11	6-4
<b>Kentucky</b>	<b>3/11/17</b>	<b>2-15</b>
LSU	3/13/14	5-3
Ole Miss	3/10/16	5-2
Mississippi State	3/9/17	7-3
Missouri	N/A	0-0
South Carolina	3/10/17	5-2
Tennessee	3/15/13	10-5
Texas A&M	3/8/18	1-0
Vanderbilt	3/12/09	4-4

## ALABAMA SEC TOURNAMENT TEAM RECORDS

### Points

100	vs. Kentucky	March 1, 1979
90	vs. Arkansas	March 14, 1992
87	vs. Auburn	March 8, 1987
85	vs. Georgia	March 4, 1982

### Points Allowed

101	by Kentucky	March 1, 1979
93	by Auburn	March 5, 1999
89	by Arkansas	March 14, 1992
88	by Georgia	March 5, 1981

### Combined Points

201	Kentucky 101, Alabama 100	March 1, 1979
179	Alabama 90, Arkansas 89	March 14, 1992
168	Georgia 88, Alabama 80	March 5, 1981
166	Alabama 87, S. Carolina 79	March 11, 1993

### Fewest Points

42	vs. Mississippi State	March 7, 1985
46	vs. Kentucky	March 9, 1984
48	vs. Kentucky	March 6, 1982

### Fewest Points Allowed

31	by Mississippi State	March 7, 1985
43	by Tennessee	March 9, 1995
44	by Mississippi State	March 9, 1990
46	by Kentucky	March 6, 1982

### Field Goals Attempted

73	vs. Georgia (34 made)	March 10, 1983
71	vs. Kentucky (41 made)	March 1, 1979
71	vs. Arkansas (22 made)	March 11, 1995
70	vs. Florida (35 made)	Feb. 28, 1979

### Field Goals Made

41	vs. Kentucky (71 att.)	March 1, 1979
37	vs. Arkansas (65 att.)	March 14, 1992
35	vs. Florida (70 att.)	Feb. 28, 1979
35	vs. Georgia (58 att.)	March 3, 1982

### Field Goal Percentage

.625	vs. Auburn (30-of-48)	March 10, 1990
.623	vs. Miss. State (33-of-53)	March 7, 1986
.603	vs. Georgia (35-of-58)	March 4, 1982

### Three-Point Attempts

32	vs. Florida (11 made)	March 12, 2004
29	vs. Florida (9 made)	March 12, 1994
28	vs. Miss. State (10 made)	March 14, 2008
26	vs. Kentucky	March 11, 2016

26	vs. S. Carolina (7 made)	March 9, 2000
----	--------------------------	---------------

### Three-Pointers Made

13	vs. Ole Miss (25 att.)	March 11, 2005
12	vs. Ole Miss (24 att.)	March 10, 2016
12	vs. Florida	March 6, 1997
11	vs. S. Carolina (20 att.)	March 11, 1993
11	vs. Florida (32 att.)	March 12, 2004

### Three-Point Percentage

.700	vs. Vanderbilt (7-of-10)	March 11, 1989
.692	vs. Auburn (9-of-13)	March 8, 1987
.667	vs. Ole Miss (6-of-9)	March 10, 1988

### Free Throws Attempts

39	vs. Georgia (26 made)	March 10, 1995
38	vs. Florida (22 made)	March 13, 2008
36	vs. Kentucky (23 made)	March 8, 1983
34	vs. Kentucky (24 made)	March 8, 1986
31	vs. LSU (27 made)	March 9, 1987

### Free Throws Made

27	vs. LSU (31 att.)	March 9, 1987
26	vs. Georgia (39 att.)	March 10, 1995
25	vs. Vanderbilt (28 att.)	March 12, 2009
24	vs. South Carolina (29 att.)	March 8, 2012
24	vs. Kentucky (34 att.)	March 8, 1986
23	vs. Kentucky (36 att.)	March 8, 1983

### Free Throw Percentage

.909	vs. Auburn (10-of-11)	March 8, 1987
.893	vs. Vanderbilt (25-of-28)	March 12, 2009
.889	vs. Georgia (16-of-18)	March 8, 1985
.871	vs. LSU (27-of-31)	March 9, 1987

### Rebounds

55	vs. Arkansas	March 11, 1995
50	vs. Florida	Feb. 28, 1979
50	vs. Vanderbilt	March 5, 1998
45	vs. Mississippi State	March 14, 2008
45	vs. Georgia	March 4, 1999
45	vs. Kentucky	March 10, 2006
45	vs. Kentucky	March 12, 2010

### Assists

23	vs. Mississippi State	March 7, 1986
21	vs. Georgia	March 4, 1984
19	vs. Florida	Feb. 28, 1979

### Blocks

12	vs. Ole Miss	March 3, 2016
10	vs. Auburn	March 9, 1991
8	6x, last vs. Ole Miss	March 11, 2005

### Steals

16	vs. Auburn	March 10, 1983
12	vs. Mississippi State	March 14, 2008
12	vs. Auburn	March 7, 1987
12	vs. Mississippi State	Feb. 28, 1980
11	vs. Georgia	March 11, 2011
11	vs. Florida	Feb. 28, 1979

### Personal Fouls

28	vs. Kentucky	March 11, 2017
28	vs. Kentucky	March 8, 1986
27	vs. Georgia	March 5, 1981
24	vs. Kentucky	March 1, 1979
24	vs. Kentucky	March 12, 2010

### Combined Fouls

54	vs. Kentucky	March 8, 1986
48	vs. Kentucky	March 11, 2017
48	vs. Georgia	March 4, 1982
45	vs. Auburn	March 9, 2018
44	vs. Florida	March 13, 2008
44	vs. Georgia	March 10, 1995

### Margin of Victory

34	Alabama 84, Tenn. 49	March 11, 2004
28	Alabama 83, Auburn 55	March 11, 1994
21	Alabama 74, Georgia 53	March 8, 1985
20	Alabama 75, Miss State 55	March 9, 2017
20	Alabama 79, Georgia 59	March 6, 1986

### Margin of Defeat

32	Auburn 93, Alabama 61	March 5, 1999
26	Kentucky 80, Alabama 54	March 16, 1992
26	Kentucky 85, Alabama 59	March 11, 2016
24	UT 86, Alabama 62	March 13, 2009
17	VU 76, Alabama 59	March 12, 1993
16	Florida 68, Alabama 52	March 12, 1994

## CAREER SEC TOURNAMENT PLAYER STATS

	GP-GS	FG-FGA	PCT	3FG-FGA	PCT	FT-FTA	PCT	REB-AVG.	AST	BLK	STL	PTS/AVG
Davis	3-0	3-9	.333	0-4	.000	0-2	.000	2/0.7	0	0	0	4/1.3
Hall	7-2	18-27	.667	0-0	.000	17-20	.850	31/4.4	2	11	4	53/7.6
Ingram	5-5	25-47	.532	4-12	.333	15-23	.652	34/6.8	15	0	2	68/13.6
Johnson Jr.	5-0	9-27	.333	3-8	.375	5-5	1.000	7/1.4	8	0	3	26/5.2
Jones	2-0	3-6	.500	0-1	.000	1-4	.250	5/2.5	2	2	4	7/3.5
Key	5-3	15-37	.405	2-7	.286	10-14	.714	31/6.2	16	2	3	45/9.0
Norris	6-6	17-48	.354	9-26	.346	8-16	.500	43/7.2	11	2	0	57/9.5
Petty	2-1	2-15	.133	1-11	.091	0-0	.000	8/4.0	3	0	0	5/2.5
Reese	2-0	1-3	.333	0-1	.000	0-0	.000	1/0.5	0	0	0	2/1.0
Schaffer	4-0	1-1	1.000	1-1	1.000	2-2	1.000	0/0.0	0	0	1	5/1.3
Sexton	2-2	19-32	.594	9-14	.643	11-12	.917	10/5.0	6	0	1	58/29.0
Smith	2-2	7-8	.875	0-0	.000	2-4	.500	9/4.5	0	1	0	16/8.0

## ALABAMA SEC TOURNAMENT INDIVIDUAL GAME RECORDS

Points		
38	Reggie King vs. UK	March 1, 1979
33	Rod Grizzard vs. UT	March 8, 2002
<b>31</b>	<b>Collin Sexton vs. AU</b>	<b>March 9, 2018</b>
29	Buck Johnson vs. MSU	March 7, 1986
29	James Robinson vs. UF	March 13, 1992
29	Brian Williams vs. UF	March 6, 1997

Field Goal Attempts		
26	Brian Williams vs. UF	March 6, 1997
23	Brian Williams vs. UK	March 6, 1998
23	Rod Grizzard vs. USC	March 9, 2000
22	Ken Johnson vs. LSU	Feb. 29, 1980
20	Ennis Whatley vs. UGA	March 10, 1983
20	Rod Grizzard vs. UT	March 8, 2002
19	James Robinson vs. VU	March 12, 1993
19	Earnest Shelton vs. UF	March 12, 2004
19	Kennedy Winston vs. UF	March 12, 2005

Field Goals Made		
15	Reggie King vs. UK	March 1, 1979
13	Rod Grizzard vs. UT	March 9, 2002
13	Ken Johnson vs. LSU	Feb. 29, 1980
11	Eddie Phillips vs. MSU	Feb. 28, 1980
11	Buck Johnson vs. MSU	March 7, 1986

Field Goal Percentage (min. 10 attempts)		
.909	Robert Scott vs. UK	March 1, 1979
.846	Eddie Phillips vs. MSU	Feb. 28, 1980
.833	Trevor Releford vs. UF	March 9, 2012
.800	James Sanders vs. AU	March 10, 1990

Free Throw Attempts		
16	Melvin Cheatum vs. AU	March 10, 1990
15	Richard Hendrix vs. UK	March 8, 2007
15	Ennis Whatley vs. UK	March 8, 1983
14	JaMychal Green vs. UG	March 11, 2011
12	Michael Ansley vs. Ole Miss	March 10, 1989
12	Antonio McDyess vs. UG	March 10, 1995
12	Chuck Davis vs. Ole Miss	March 11, 2005

Free Throws Made		
12	JaMychal Green vs. UG	March 11, 2011
12	Melvin Cheatum vs. AU	March 10, 1990
11	Terry Coner vs. LSU	March 9, 1987
11	Ennis Whatley vs. UK	March 8, 1983

Free Throw Percentage		
1.000	Chauncey Jones vs. VU	March 5, 1998
1.000	Terry Coner vs. LSU	March 9, 1987
1.000	Terry Coner vs. LSU	March 8, 1984
1.000	Mikhail Torrance vs. VU	March 12, 2009
.900	Mikhail Torrance vs. UK	March 12, 2010
.889	JaMychal Green vs. UF	March 9, 2012
.889	Jason Caffey vs. USC	March 11, 1993
.889	Derrick McKey vs. UK	March 8, 1986

Three-Point Attempts		
16	Earnest Shelton vs. UF	March 12, 2004
15	Brian Williams vs. USC	March 7, 1997
13	Brian Williams vs. UK	March 6, 1998
13	Rod Grizzard vs. USC	March 9, 2000
12	Mykal Riley vs. UF	March 13, 2008
12	Mykal Riley vs. MSU	March 14, 2008
12	Eric Washington vs. UT	March 7, 1996
11	James Robinson vs. UF	March 13, 1992
11	Charvez Davis vs. UG	March 11, 2011

Three Pointers Made		
8	Mykal Riley vs. UF	March 13, 2008
8	Earnest Shelton vs. UM	March 11, 2005
7	Brian Williams vs. UF	March 6, 1997
7	Earnest Shelton vs. UF	March 12, 2004
<b>6</b>	<b>Collin Sexton vs. AU</b>	<b>March 9, 2018</b>
6	Arthur Edwards vs. UK	March 11, 2016
6	Rod Grizzard vs. UT	March 8, 2002
6	James Robinson vs. UF	March 13, 1992
6	Marvin Orange vs. AU	March 11, 1994

Three-Point Percentage (min. 5 attempts)		
.800	Marvin Orange vs. USC	March 11, 1993
.800	Alvin Lee vs. VU	March 11, 1989
<b>.750</b>	<b>Collin Sexton vs. AU</b>	<b>March 9, 2018</b>
.750	Charvez Davis vs. USC	March 11, 2010
.750	Marvin Orange vs. AU	March 11, 1994
.667	Mykal Riley vs. UF	March 13, 2008
.667	Jim Farmer vs. AU	March 8, 1987
.667	Alvin Lee vs. Ole Miss	March 10, 1988
.667	Antoine Pettway vs. VU	March 13, 2003

Rebounds		
20	Antonio McDyess vs. Ark.	March 11, 1995
18	Jeremy Hays vs. VU	March 5, 1998
17	Bobby Lee Hurt vs. MSU	March 9, 1983
14	Buck Johnson vs. LSU	March 8, 1984
14	Antonio McDyess vs. UG	March 10, 1995
14	D. Alexander vs. VU	March 5, 1998
13	JaMychal Green vs. UG	March 11, 2011
13	Richard Hendrix vs. MSU	March 14, 2008
13	Erwin Dudley vs. UF	March 9, 2001
12	Derrick McKey vs. UG	March 6, 1986
12	Bobby Lee Hurt vs. LSU	March 8, 1984
12	Erwin Dudley vs. UT	March 8, 2002
12	Tony Mitchell vs. UK	March 12, 2010

Assists		
11	Robert Scott vs. UK	March 1, 1979
11	Terry Coner vs. MSU	March 7, 1986
10	Terry Coner vs. UG	March 6, 1986
10	Terry Coner vs. UK	March 8, 1986
10	Eric Richardson vs. LSU	March 8, 1984

Blocks		
6	Antonio McDyess vs. UG	March 10, 1995
6	Robert Horry vs. UM	March 11, 1990
5	Donta Hall vs. UM	March 10, 2016
5	JaMychal Green vs. UG	March 11, 2011
5	Derrick McKey vs. UG	March 6, 1986
5	Robert Horry vs. Ark.	March 14, 1992
5	Chuck Davis vs. UM	March 11, 2005
5	Roy Rogers vs. UT	March 7, 1996
4	Antonio McDyess vs. AU	March 11, 1994

Steals		
7	Terry Coner vs. AU	March 8, 1987
5	Mykal Riley vs. MSU	March 14, 2008
5	Terry Williams vs. AU	March 7, 1983
5	Ennis Whatley vs. MSU	March 9, 1983
5	Ennis Whatley vs. UG	March 10, 1983

## TOURNAMENT RECORDS

Career Tournament Games Played		
12	Robert Horry	1989-92
12	Bobby Lee Hurt	1982-85
12	Buck Johnson	1983-86
11	Terry Coner	1984-87

Points in a Tournament		
77	James Robinson (3 games)	1992
68	Ennis Whatley (4 games)a	1983
62	Buck Johnson (3 games)	1986
<b>58</b>	<b>Collin Sexton (2 games)</b>	<b>2018</b>
57	Rod Grizzard (3 games)	2002
55	Michael Ansley (3 games)	1989

Rebounds in a Tournament		
45	Antonio McDyess (3 games)	1995
43	Bobby Lee Hurt (4 games)	1983
33	Buck Johnson (3 games)	1985

Field Goals in a Tournament		
28	James Robinson (3 games)	1992
24	Derrick McKey (3 games)	1987
22	Buck Johnson (3 games)	1986
22	Ennis Whatley (4 games)	1983

Field Goal Attempts in a Tournament		
51	James Robinson (3 games)	1992
48	Michael Ansley (3 games)	1989
46	Ennis Whatley (4 games)	1983
44	Rod Grizzard (3 games)	2002
42	Derrick McKey (3 games)	1987
42	Brian Williams (2 games)	1999

Field Goal Percentage in a Tournament (min. 2 games played)		
.688	Buck Johnson (3 games)	1986
.642	Dazon Ingram (3 games)	2017
.571	Derrick McKey (3 games)	1987
.549	James Robinson (3 games)	1992

Free Throws Made in a Tournament		
24	Ennis Whatley (4 games)	1983
21	Terry Coner (3 games)	1987
18	JaMychal Green (2 games)	2011
18	Buck Johnson (3 games)	1986
18	Melvin Cheatum (3 games)	1990

Free Throw Attempts in a Tournament		
33	Ennis Whatley (4 games)	1983
27	Melvin Cheatum (3 games)	1990
23	Antonio McDyess (3 games)	1995
22	Buck Johnson (3 games)	1986

Free Throw Percentage in a Tournament (min. 2 games played)		
.933	Terry Coner (3 games)	1987
.933	Buck Johnson (3 games)	1985
<b>.917</b>	<b>Collin Sexton (3 games)</b>	<b>2018</b>
.900	JaMychal Green (2 games)	2011
.823	JaMychal Green (2 games)	2012

ALABAMA	VS.	KENTUCKY
<b>2017-18</b>	<b>Season</b>	<b>2017-18</b>
19-14	<b>Overall</b>	22-10
8-10	<b>Conference</b>	10-8
4-6	<b>Last 10</b>	5-5
2-3	<b>Last 5</b>	4-1
72.5	<b>PPG</b>	76.4
69.5	<b>OPP PPG</b>	70.5
+3.2	<b>Margin</b>	+5.9
.461	<b>FG%</b>	.465
.408	<b>FG% DEF</b>	.408
.324	<b>3PT%</b>	.347
.311	<b>3PT% DEF</b>	.296
.671	<b>FT%</b>	.692
36.5	<b>RPG</b>	39.2
35.4	<b>OPP RPG</b>	34.0
+0.1	<b>Margin</b>	+5.2
12.7	<b>APG</b>	13.3
14.2	<b>TOs PG</b>	13.2
5.5	<b>BPG</b>	4.8
6.5	<b>SPG</b>	5.7

**SERIES HISTORY**

Overall Series Record.....	Kentucky leads, 111-37
Last Five Contests.....	Kentucky leads, 5-0
Last 10 Contests.....	Kentucky leads, 9-1
At Kentucky.....	Kentucky leads, 57-10 (streak: lost 8)
At Alabama.....	Kentucky leads, 31-23 (streak: lost 3)
At Coleman Coliseum.....	Kentucky leads, 20-17
Neutral Site.....	Kentucky leads, 26-5
Series Streak.....	Kentucky won 9
Last Meeting.....	Feb. 17, 2018 in Lexington, Ky. (UK won, 81-71)

**ABOUT KENTUCKY**

- Saturday's game marks the 149th game played between Alabama and Kentucky – the fifth-most games played against any one opponent in UA men's basketball history. The Wildcats own a 111-37 edge in the all time series, including having won nine straight games overall, 11 of the last 12 and 16 of the last 18 contests between the two teams.
- Alabama and Kentucky have met in SEC Tournament setting a total of 17 times, with Kentucky winning 15 of those contests. In fact, the Wildcats is the only team in the SEC to have a winning record over the Tide in SEC Tournament play. UK has defeated Alabama 10 straight times when facing off in the conference tournament. The last time Alabama defeated the Wildcats in the event came on March 11, 1982 (won, 69-64).
- Kentucky is the only team – and one of the few teams in the nation – who has less years of experience than Alabama, according to the KenPom.com rankings. The Wildcats rank No. 351 out of 351 in the category with 0.18 years of experience. The Crimson Tide ranks 348th in the nation at 0.77 years of experience.
- Kentucky head coach John Calipari comes into Saturday's game with an all-time record of 716-203 (.779) in his 26th season at the helm of the men's basketball program. Now in his ninth season at UK, Calipari owns a record of 271-62 (.813). Calipari has led his teams to great success, having secured 25 consecutive 20-win seasons coming into the 2017-18 campaign.
- The Wildcats are led by freshman forward Kevin Knox, who was named the SEC Co-Freshman of the Year alongside Alabama's Collin Sexton. He comes into Saturday's contest leading the team in scoring at 15.7 points, while also topping this year's squad field goals made (168) and attempted (381) and three-pointers made (52) and attempted (149). Freshman guard Shai Gilgeous-Alexander averages 13.2 ppg and a team-leading 5.0 apg, while freshmen PJ Washington (10.7 ppg) and Hamidou Diallo (10.3 ppg) are also averaging double figures.

**ASSOCIATED PRESS POLL**

WEEK 18 (MARCH 5)	2017-18	Points
Rank	Team (FPV)	Record
1	Virginia (65)	28-2
2	Villanova	27-4
3	Xavier	27-4
4	Michigan State	29-4
5	Duke	25-6
6	Gonzaga	28-4
7	Michigan	28-7
8	Cincinnati	27-4
9	Kansas	24-7
10	Purdue	28-6
11	Wichita State	24-6
12	North Carolina	22-9
<b>13</b>	<b>Tennessee</b>	<b>23-7</b>
14	Texas Tech	23-8
<b>15</b>	<b>Arizona</b>	<b>24-7</b>
<b>16</b>	<b>Auburn</b>	<b>25-6</b>
17	Ohio State	24-8
18	West Virginia	22-9
19	Clemson	22-8
20	Saint Mary's	28-4
21	Houston	24-6
22	Nevada	26-6
<b>23</b>	<b>Florida</b>	<b>20-11</b>
24	Miami	22-8
<b>25</b>	<b>Rhode Island</b>	<b>23-6</b>

Others receiving votes: St. Bonaventure 72, **Kentucky 66**, TCU 45, Loyola-Chicago 43, Virginia Tech 15, Seton Hall 10, Middle Tennessee 9, Creighton 8, **Arkansas 4**, NC State 2, Nebraska 2, Kansas State 2, Buffalo 1, New Mexico State 1, **Texas A&M 1**, Florida State 1.

**USA TODAY/COACHES POLL**

WEEK 18 (MARCH 5)	2017-18	Points
Rank	Team (FPV)	Record
1	Virginia (32)	28-2
2	Xavier	27-4
3	Villanova	27-4
4	Duke	25-6
5	Michigan State	29-4
6	Gonzaga	28-4
7	Michigan	28-7
8	Cincinnati	27-4
9	Kansas	24-7
10	Purdue	28-6
11	North Carolina	22-9
<b>12</b>	<b>Tennessee</b>	<b>23-7</b>
13	Texas Tech	23-8
14	Wichita State	24-6
<b>15</b>	<b>Auburn</b>	<b>25-6</b>
16	Ohio State	24-8
<b>17</b>	<b>Arizona</b>	<b>24-7</b>
18	West Virginia	22-9
19	Saint Mary's	28-4
20	Clemson	22-8
21	Houston	24-6
22	Nevada	26-6
<b>23</b>	<b>Florida</b>	<b>20-11</b>
<b>24</b>	<b>Rhode Island</b>	<b>23-6</b>
25	Miami	22-8

Others receiving votes: **Kentucky 41**, Creighton 39, Loyola-Chicago 30, Middle Tennessee 28, NC State 18, TCU 17, St. Bonaventure 17, Virginia Tech 17, Seton Hall 14, Arizona State 8, New Mexico State 7, **Arkansas 6**, Florida State 5, **Missouri 5**, **Texas A&M 5**, **Oklahoma 3**, Baylor 2, Kansas State 1.

**2017-18 Opponents in BOLD**  
**ALABAMA IN THE POLLS WEEK-BY-WEEK**

WEEK	AP/USA TODAY	WEEK	AP/USA TODAY
PRE	RV/25	10	NR/NR
2	RV/25	11	NR/NR
3	25/RV	12	NR/RV
4	24/RV	13	RV/RV
5	RV/RV	14	RV/RV
6	RV/RV	15	RV/RV
7	RV/RV	16	RV/NR
8	NR/NR	17	NR/NR
9	RV/RV	18	NR/NR

LAST TIME OUT: ALABAMA 81, AUBURN 63 [ST. LOUIS, MO. - SEC TOURNAMENT]



Official Basketball Box Score -- Game Totals -- Final Statistics  
**Alabama vs Auburn**  
 3/9/18 12:03 PM CT at Scottrade Center, St. Louis, Missouri



**Alabama 81 • 19-14; 8-10 SEC**

##	Player	Total			3-Ptr			Rebounds			PF	TP	A	TO	Blk	Stl	Min
		FG	FGA	FT	FTA	Off	Def	Tot									
00	Donta Hall	f	4-5	0-0	3-3	1	5	6	2	11	0	1	0	0	0	22	
30	Galin Smith	f	3-3	0-0	2-4	2	4	6	1	8	0	1	0	0	22		
02	Collin Sexton	g	10-16	6-8	5-5	2	5	7	2	31	1	6	0	0	34		
10	Herbert Jones	g	0-3	0-1	1-4	0	2	2	4	1	2	1	0	1	14		
12	Dazon Ingram	g	4-7	1-2	5-8	1	6	7	4	14	5	3	0	0	32		
03	Alex Reese	g	1-1	0-0	0-0	0	1	1	0	2	0	0	0	0	6		
04	Daniel Giddens	g	0-0	0-0	0-0	0	0	0	2	0	0	0	0	0	1		
05	Avery Johnson	g	0-2	0-1	0-0	0	0	0	0	0	0	1	0	0	6		
23	John Petty	g	2-10	1-8	0-0	1	3	4	1	5	2	1	0	0	31		
24	Braxton Schaffer	g	0-0	0-0	0-0	0	0	0	0	0	0	1	0	0	2		
25	Braxton Key	g	2-5	0-2	5-6	1	9	10	4	9	3	0	0	2	30		
Team						0	1	1									
Totals			26-52	8-22	21-30	8	36	44	20	81	13	15	0	3	200		

FG % 1st Half: 12-27 44.4% 2nd half: 14-25 56.0% Game: 26-52 50.0% Deadball Rebounds 4  
 3FG % 1st Half: 2-12 16.7% 2nd half: 6-10 60.0% Game: 8-22 36.4%  
 FT % 1st Half: 5-9 55.6% 2nd half: 16-21 76.2% Game: 21-30 70.0%

**Auburn 63 • 25-7; 13-5 SEC**

##	Player	Total			3-Ptr			Rebounds			PF	TP	A	TO	Blk	Stl	Min
		FG	FGA	FT	FTA	Off	Def	Tot									
00	Horace Spencer	f	1-3	0-0	1-1	1	5	6	4	3	2	0	3	2	19		
13	Desean Murray	f	4-10	3-6	4-4	4	4	8	3	15	0	2	0	0	29		
01	Jared Harper	g	2-11	1-7	2-2	2	4	6	3	7	4	1	0	0	32		
02	Bryce Brown	g	4-12	1-8	2-4	0	0	0	3	11	0	2	0	2	30		
05	Mustapha Heron	g	6-15	2-4	4-8	2	3	5	4	18	0	2	0	0	34		
04	Chuma Okeke	g	1-2	0-1	2-3	1	3	4	3	4	0	3	1	0	23		
10	Davion Mitchell	g	1-4	1-4	0-0	0	2	2	2	3	1	0	0	3	18		
14	Malik Dunbar	g	1-4	0-2	0-0	0	2	2	3	2	0	0	0	0	15		
21	Patrick Keim	g	0-0	0-0	0-0	0	0	0	0	0	0	0	0	0	0+		
22	Will Macoy	g	0-1	0-1	0-0	0	0	0	0	0	0	0	0	0	0+		
41	Cole Blackstock	g	0-0	0-0	0-0	0	0	0	0	0	0	0	0	0	0+		
Team						0	0	0									
Totals			20-62	8-33	15-22	10	23	33	25	63	7	10	4	7	200		

FG % 1st Half: 13-33 39.4% 2nd half: 7-29 24.1% Game: 20-62 32.3% Deadball Rebounds 3  
 3FG % 1st Half: 7-19 36.8% 2nd half: 1-14 7.1% Game: 8-33 24.2%  
 FT % 1st Half: 8-11 72.7% 2nd half: 7-11 63.6% Game: 15-22 68.2%

Officials: Anthony Jordan, Todd Austin, Bart Lenox  
 Technical fouls: Alabama-None. Auburn-None.  
 Attendance:

Score by periods	1st	2nd	Total
Alabama	31	50	81
Auburn	41	22	63

	In	Off	2nd	Fast	Bench
Points	36	9	11	6	16
UA	22	13	8	0	9

Score tied - 4 times.  
 Lead changed - 3 times.

Last FG - UA 2nd-02:16, AU 2nd-01:26.  
 Largest lead - UA by 22 2nd-03:50, AU by 10 1st-06:55.  
 UA led for 17:47, AU led for 18:07. Game was tied for 04:06.

**ST. LOUIS, Mo.** – After trailing by 10 at the half, the Alabama men’s basketball team exploded in the second half, using a 50-22 performance to knock off No. 1-seed and No. 15-ranked Auburn, 81-63, on Friday afternoon in the 2018 SEC Tournament Quarterfinals round in the Scottrade Center.

With the win, Alabama reaches the SEC semifinals for a second consecutive year and captured its sixth win over an Associated Press Top-25 team this season (6-2).

After a very disappointing game on the road at their place, it was very disheartening how we finished that game,” head coach Avery Johnson said. “And then for us to be involved in a five-game losing streak and weather all of that adversity and be where we are right now speaks to the character and the core of our team. So I just want to take my hats off to our team, their intestinal fortitude, the character of the team, and they were playing against a really good team today that obviously won a lot of games in our league and has had a nice year. But this is about Alabama, and we humbly understand that we played a very good basketball game in the second half today and showed what we’re made of and our potential.”

Freshman Collin Sexton remained red-hot during play in this year’s SEC Tournament, dropping his third 30-point game of the season, scoring 31 points, and set the Alabama freshman scoring record in the process. The Mableton, Ga., native surpassed former great James “Hollywood” Robinson’s rookie scoring record of 554 points set in the 1990-91 season. Sexton currently has 569 points this season.

Sexton also surged into Alabama’s tournament record books, as his 31-point performance ranks third all-time in points scored in a conference tournament game, while his two-game total of 58 points currently ranks fourth all-time in total points scored at an SEC tournament.

Sophomore Dazon Ingram and junior Donta Hall also reached double figures, as Ingram collected 14 points and seven rebounds, while Hall added 11 points and six rebounds for the Tide before exiting the game late after with an injury after taking a nasty spill on the court. Sophomore Braxton Key pulled down a team-leading 10 rebounds to go along with nine points in the victory.

“This is no magic formula,” Johnson said. “I have two outstanding guards. They’re outstanding. They play with a lot of heart. They breed a lot of confidence into our team. And even in the first half today, when we didn’t play our best basketball, they’ll tell you, I didn’t raise my voice. I used understandable English, no bad words, and we just talked about how we needed to improve in the second half, and they did it.”

Alabama won the rebounding battle, 44-33, including 26-12 in the second half, and

had 36 points in the paint compared to 22 by the Tigers.

The Crimson Tide turned in an enormous second half, outscoring the Tigers 50-22, shooting 56.0 percent from the floor to average 50 percent for the contest (26-of-52). On the defensive end, the Crimson Tide swarmed the Tigers, keeping Auburn from scoring a field goal for the first 10:12 of the second half, allowing the Tide to use a 20-1 run to begin the dominate second half.

In the first half, Alabama shot 44.4 percent from the floor (12-of-27) and controlled the paint, 20-12, in the first half, but Auburn’s 7-of-19 three-point shooting and 21-18 edge in rebounding gave the Tigers the 41-31 lead at the break.

In the second half, the Crimson Tide stormed out of the locker room scorching hot, erasing its 10-point deficit and capitalizing on a huge 20-1 burst, shooting 7-of-12 from the floor and 5-of-8 from deep to lead 51-42 at the 12:11 mark and never looked.

Three Tigers reached double figures as Heron led the charge with 18 points, while Murray and Brown contributed 15 points and 11 points respectively.

2017-18 TOP PERFORMANCES

CATEGORY	ALABAMA	OPPONENTS
Points	40, Collin Sexton vs. Minnesota, 11/25/17	29, Deandre Ayton, Arizona, 12/9/17
Field Goals Made	12, Collin Sexton vs. Minnesota, 11/25/17	12, Deandre Ayton, Arizona, 12/9/17
Field Goal Attempts	22, Collin Sexton vs. Minnesota, 11/25/17	18, Deandre Ayton, Arizona, 12/9/17
3-Pointers Made	10, John Petty vs. Alabama A&M, 11/17/17	4, 9x, last by Kassius Robertson, Missouri, 1/31/18
3-Pointers Attempted	13, 2x, last by John Petty vs. Auburn, 1/17/18	14, Bryce Brown, Auburn, 2/21/18
Rebounds	14, Donta Hall vs. Rhode Island, 12/6/17	18, Deandre Ayton, Arizona, 12/9/17
Assists	7, Collin Sexton at Texas A&M, 3/2/18	12, Erick Neal, UT Arlington, 11/21/17
Steals	5, Herbert Jones vs. UCF, 12/3/17	4, 7x, last by Jared Harper, Auburn, 2/21/18
Blocks	8, Donta Hall vs Oklahoma, 1/27/18	7, Robert Williams, Texas A&M, 3/8/18

# QUICK FACTS

## UNIVERSITY

**Location** ..... Tuscaloosa, Ala.  
**Founded** ..... April 12, 1831  
**Enrollment** ..... 38,563  
**Conference** ..... Southeastern  
**Colors** ..... Crimson and White  
**Nickname** ..... Crimson Tide  
**President** ..... Dr. Stuart Bell  
**Director of Athletics** ..... Greg Byrne

## FACULTY ATHLETICS

**Representative** ..... Dr. James King  
**Sport Administrator** ..... Jeff Purinton  
**Arena (Capacity)** ..... Coleman Coliseum (15,383)

## COACHING STAFF

**Head Coach** ..... Avery Johnson  
**Alma Mater** ..... Southern, 1988  
**Record at Alabama** ..... 56-44 (Third Season)  
**NBA Coaching Record** ..... 254-186 (Seven Seasons)  
**Overall Career Record** ..... 310-230 (10 Seasons)  
**Associate Head Coach** .. John Pelphrey (2nd Season)  
**Assistant Coach** ..... Antoine Pettway (10th Season)  
**Assistant Coach** ..... Yasir Rosemond (1st Season)  
**Director of Operations** ..... Colton Houston  
**Director of Player Development** ..... Blake Gray  
**Scouting and Recruiting Coordinator** ..... Alex Fain  
**Strength and Conditioning** ..... Lou DeNeeen  
**Athletic Trainer** ..... Clarke Holter

## TEAM INFORMATION

**2016-17 Record** ..... 19-15  
**2016-17 SEC Record/Finish** ..... 10-8/5th  
**2016-17 H/A/N Record** ..... 10-7/5-6/4-2  
**Starters Returning/Lost** ..... 4/1  
**Letterwinners Returning/Lost** ..... 7/5  
**Newcomers** ..... 6\*  
*\*includes transfer who sat out last season*

## PROGRAM HISTORY

**All-Time Record** ..... 1,656-1,028-1 (.618)  
**SEC Record** ..... 783-606 (.564)  
**SEC Tournament Record** ..... 66-51 (.564)  
**SEC Championships** ..... 7  
**SEC Divisional Championships** ..... 3  
**NCAA Appearances** ..... 19  
**NIT Appearances** ..... 15

## ATHLETICS COMMUNICATIONS

**Men's Basketball Contact** ..... Aaron Jordan  
**Office** ..... 205-348-6084  
**Cell** ..... 205-913-1979  
**E-mail** ..... ajordan@ia.ua.edu  
**Fax** ..... 205-348-8841  
**Secondary Men's Basketball Contact** ..... Nia Barnes  
**Website** ..... www.RollTide.com  
**Mailing Address** ..... 1201 Coliseum Drive  
 Room 170  
 Tuscaloosa, AL 35487

# ALABAMA MEN'S BASKETBALL QUICK HITS

• Alabama advanced to the SEC semifinals with a convincing 81-63 win over top seed and No. 16/15 Auburn in the quarterfinals on Friday afternoon. Freshman Collin Sexton had a game-high 31 points, to go along with seven rebounds in the win.

• Sophomore Dazon Ingram and junior Donta Hall both reached double figures in the win. Ingram accounted for 14 points, seven rebounds and a game high five assists, while Hall collected 11 points and six boards. Additionally, sophomore Braxton Key pulled down a game-high 10 rebounds to go along with nine points and three assists.

• With Friday's win, Alabama advances to the SEC Tournament semifinals for the second consecutive season. Head coach Avery Johnson has record of 5-2 in SEC Tournament action, including guiding the Crimson Tide to two wins in the tournament in each of the last two seasons.

• Alabama and Kentucky will meet for the second time this season when the two teams square off on Saturday afternoon. In the only other contest this year, the Wildcats pulled out an 81-71 victory over the Tide. The full recap can be found on page 14.

• Alabama has a record of 4-1 against teams ranked in the top 16 of the ESPN.com RPI (as of March 5), with a pair of wins over No. 8 Auburn, along with victories against No. 9 Tennessee and No. 16 Rhode Island. Moreover, the Tide owns a 6-4 record when playing teams ranked in the ESPN.com RPI Top-25 (as of March 8), 8-8 vs. top-50 team and 13-11 against RPI top 100 opponents this season.

• Alabama has won six games over AP Top-25 opponents this season, holding a 6-2 record against ranked foes, which is tied for the most AP Top 25 wins by any team this season. It's also the first time in program history the Tide has won five games over AP top-25 teams in a single season, bettering the four ranked victories accomplished four other seasons (1982-83, 1986-87, 2001-02, 2015-16), Alabama owns wins over then-No. 5 Texas A&M, then-No. 17 Auburn, then-No. 12 Oklahoma, then-No. 23 Florida and then-No. 15 Tennessee this season. The only ranked opponents Alabama has lost two have both come on the road, coming to then-No. 14 Minnesota back on Nov. 25 in Brooklyn, N.Y., and most recently to No. 12 Auburn on Feb. 21.

• Since Avery Johnson's arrival in Tuscaloosa, Alabama owns a record of 11-9 when facing an AP Top-25 team. Prior to his arrival, the Tide dropped 21 consecutive games to nationally-ranked opponents.

• The NCAA selection committee is no longer using only RPI top 50, top 100, 200 and 201 and above as dividing categories. Instead, the new terminology will be quadrants 1, 2, 3 and 4 – something the helps bolster the Tide's 2017-18 tournament resume. Quadrant 1 RPI wins include home 1-30; neutral 1-50; away 1-75. Quadrant 2 include home 31-75; neutral 51-100; away 76-135. Entering the Southeastern Conference semifinal game, only eight other teams in the nation have more Q1 victories than the Tide's six.

• Alabama leads the Southeastern Conference with 147 dunks this season, led by junior Donta Hall, who now has 69 dunks on the year. The Luverne, Ala., native is connecting on an impressive 72.1 percent (145-of-201) from the field, with nearly half of his made field goals this season coming above the rim (69 dunks on 145 made field goals). Hall would lead the nation in field goal percentage, however, he is just shy of the NCAA's minimum standard for the category of five made field goals per game (Hall is currently averaging 4.55 makes a game).

• Alabama is one of the few teams in the nation that does not have a senior on its active roster. In fact, according to KenPom.com, the Crimson Tide ranks 348th out of 351 teams in terms of experience on its roster with an average of 0.76 years of experience.

• Sexton comes into Tuesday's contest ranked second in scoring in the Southeastern Conference at 19.0 points per game. The Mableton, Ga., native has scored 20 or more points in 14 of the 30 games he has played, including scoring 30 or more three times on the year, and has led the Tide in scoring 16 times this season. Sexton, who was named the SEC Co-Freshman of the Year, also tops the Tide with 3.5 assists per game, while shooting 44.4 percent from the field and 34.4 percent beyond the arc.

# 2017-18 ROSTER & PRONUNCIATIONS

No.	Name	Fi-net-ick	Pos.	Ht./Wt.	Yr.	Major	Hometown
0	Donta Hall	don-TAY	F	6-9/232	Jr.	Ex. Science	Luverne, Ala.
1	Riley Norris		G/F	6-7/210	Sr.	Marketing	Albertville, Ala.
2	Collin Sexton		G	6-3/190	Fr.	Business	Mableton, Ga.
3	Alex Reese		F	6-9/250	Fr.	Business	Pelham, Ala.
4	Daniel Giddens		F/C	6-11/247	So.	Consumer Science	Mableton, Ga.
5	Avery Johnson Jr.		G	5-11/167	Jr.	Marketing	Houston, Texas
10	Herbert Jones		G	6-7/200	Jr.	Business	Greensboro, Ala.
11	Tevin Mack		G/F	6-6/223	Fr.	Communications	Columbia, S.C.
12	Dazon Ingram	DAY-zon	F	6-5/207	So.	Business Man.	Theodore, Ala.
15	Tyler Barnes		F	6-8/200	Fr.		Louisville, Ky.
22	Ar'Mond Davis	OUR-mond	G	6-6/202	Sr.	Gen. Studies	Tacoma, Wash.
23	John Petty		G	6-5/195	Fr.	Business	Huntsville, Ala.
24	Lawson Schaffer	SHAY-fer	G	5-11/168	Jr.	Business Man.	Cullman, Ala.
25	Braxton Key		F	6-8/225	So.	Psychology	Charlotte, N.C.
30	Galin Smith	Gay-lin	F	6-9/235	Fr.	Ex. Science	Clinton, Miss.
33	Landon Fuller		F	6-8/222	So.	Biology	Brentwood, Tenn.



# 2018 SIGNEES

Alabama men's basketball head coach Avery Johnson officially announced the Tide's 2018 signing class on Monday, as the Crimson Tide inked three players, who are all ranked among the top prospects in the nation.

Below is a look at each of the newest signees:

**Jared Butler • PG • 6-2 • 185**  
**Reserve, La. (Riverside Academy)**

A consensus four star recruit who is ranked as the No. 75 overall player in the class of 2018, the No. 13-ranked point guard and the top player in the state of Louisiana, according to Scout.com ... as a junior under head coach Timmy Bird at Riverside Academy, Butler averaged 20.4 points and 6.7 assists per game in leading the Rebels to the Division III select semifinals ... named as a 2A first team all-state point guard by the Louisiana Sportswriters Association in 2017 and also was tabbed a two-time All-Metro team honoree by the Times-Picayune in 2016 and 2017 ... played for the Mississippi Express in the Nike EYBL where he averaged 13.6 points, 4.4 assists and 4.0 rebounds a game in 16 contests.

**Javian Fleming • PF • 6-9 • 230**  
**Canton, Miss. (Canton HS)**

Played under head coach Russell Evans ... a four-star recruit who is ranked as the No. 2 player in the state and the No. 17 center in the country, according to ESPN.com ... averaged 16.2 points, 10 rebounds and 2.7 blocks as a junior, while collecting 14.9 points, 9.7 rebounds and 2.0 blocks a game as a sophomore ... was named to the Clarion Ledger's Dandy Dozen in each of the past two seasons ... selected to play in the 2017 Mississippi North/South All-Star game where he was named the Most Valuable Defensive Player with 18 points, 14 rebounds and three blocks ... was selected to attend the prestigious NBPA Top-100 camp which took place this past summer.

**Diante Wood • SG • 6-4 • 175**  
**Anniston, Ala. (Sacred Heart Catholic HS)**

A four-star prospect according to ESPN.com, which lists him as the top-ranked prospect in the state of Alabama and the No. 32 overall player in the region played under head coach Ralpheal Graves at Sacred Heart ... helped lead his squad to three consecutive 1A state titles, becoming just the ninth program in AHSAA history to win three consecutive championships ... named the Class 1A Player of the Year in 2016 and 2017, while also earning the Most Valuable Player award at the state tournament in each of the past two seasons ... as junior, Wood averaged 18.6 points, 9.2 rebounds and 3.5 assists per game.

**105TH SEASON OF BASKETBALL AT ALABAMA**

- Alabama is in its 105th season of basketball in 2017-18.
- The Tide has an all-time record of 1,656-1,028-1 (.615), which includes a 783-606 (.564) record in SEC play. The program's first year of play was 1912-13.
- Alabama ranks second in the SEC in league victories and all-time winning percentage.
- UA has made 34 NCAA (19) or NIT (15) appearances and has won seven SEC regular-season titles and six SEC Tournament championships.

**SCOUTING ALABAMA**

- Alabama won its second straight contest in the SEC Tournament when it took down SEC co-champions and top-seeded Auburn, 81-63, in the quarterfinals. The Tide handed the Tigers its largest margin of defeat this season and held them to their lowest scoring output of the year.
- The Tide is averaging 72.6 points per game and outscoring the opposition by 3.2 points per contest (72.6-69.5). As a team, Alabama is connecting on 46.1 percent from the field and 32.4 percent from beyond the arc. The Tide owns a +0.1 edge on the boards (36.5-36.4) and a +5.4 advantage in points in the paint (34.1-28.7).
- In addition to blocking shots, the Alabama defense is allowing opponents to shoot 40.8 percent from the field, which ranks 38th in the nation, and 31.1 percent from deep, which is 20th-best in the country. The Tide is also averaging 6.5 steals a contest.
- In league games, Alabama ranked as one of the top defensive teams in the conference. During SEC play, Alabama led the league in blocks per game (5.4), ranked second in field goal percentage defense (.403) and three-point field goal percentage defense (.305), while finishing third in steals (6.4) and fourth in scoring defense (68.1).
- Alabama ranks 32nd nationally in free throws attempted (763) and 81st in the nation in free throws made (512). Just over 21 percent of Alabama's point total (512 of 2,397 points) has come from the charity stripe. That number could be more, however, the Tide's 67.1 percent foul shooting ranks 308th in the nation.

## 2017-18 STARTING LINEUP BREAKDOWN

**OPPONENT (W/L)**

vs. Memphis (W)	Ingram	Petty	Jones	Hall	Giddens
Lipscomb (W)	Sexton	Ingram	Petty	Hall	Giddens
Alabama A&M (W)	Sexton	Ingram	Petty	Hall	Giddens
UT Arlington (W)	Sexton	Ingram	Petty	Hall	Giddens
vs. BYU (W)	Sexton	Ingram	Petty	Hall	Giddens
vs. Minnesota (L)	Sexton	Petty	Jones	Hall	Giddens
Louisiana Tech (W)	Sexton	Ingram	Petty	Hall	Giddens
UCF (L)	Sexton	Ingram	Petty	Norris	Hall
Rhode Island (W)	Sexton	Ingram	Petty	Norris	Hall
at Arizona (L)	Sexton	Ingram	Petty	Norris	Hall
vs. Mercer (W)	Sexton	Ingram	Petty	Key	Hall
Texas (L)	Sexton	Ingram	Petty	Key	Hall
Texas A&M (W)	Sexton	Ingram	Petty	Key	Hall
at Vanderbilt (L)	Sexton	Ingram	Petty	Key	Hall
at Georgia (L)	Sexton	Petty	Jones	Key	Hall
South Carolina (W)	Sexton	Jones	Key	Hall	Giddens
at LSU (W)	Sexton	Ingram	Jones	Key	Giddens
Auburn (W)	Ingram	Petty	Jones	Key	Giddens
Mississippi State (W)	Ingram	Petty	Jones	Key	Giddens
at Ole Miss (L)	Ingram	Petty	Jones	Key	Giddens
Oklahoma (W)	Sexton	Ingram	Petty	Key	Hall
Missouri (L)	Sexton	Ingram	Petty	Key	Hall
at Florida (W)	Sexton	Ingram	Petty	Hall	Giddens
at Mississippi State (L)	Sexton	Ingram	Petty	Hall	Giddens
Tennessee (W)	Sexton	Ingram	Petty	Hall	Giddens
LSU (W)	Sexton	Ingram	Petty	Hall	Giddens
at Kentucky (L)	Sexton	Ingram	Petty	Hall	Giddens
at Auburn (L)	Sexton	Ingram	Petty	Hall	Giddens
Arkansas (L)	Sexton	Ingram	Petty	Key	Hall
Florida (L)	Sexton	Ingram	Jones	Key	Hall
at Texas A&M (L)	Sexton	Ingram	Petty	Key	Hall
vs. Texas A&M (W)	Sexton	Ingram	Petty	Smith	Hall
vs. Auburn (W)	Sexton	Ingram	Jones	Smith	Hall

Number of different starting lineups: 13 (BOLD indicates most recent lineup)

Record by lineup (bold indicates most recent lineup):

7-3	Sexton, Ingram, Petty, Hall, Giddens
3-5	Sexton, Ingram, Petty, Key, Hall
1-2	Sexton, Ingram, Petty, Norris, Hall
2-1	Ingram, Petty, Jones, Key, Giddens
1-0	Sexton, Ingram, Petty, Smith, Hall
<b>1-0</b>	<b>Sexton, Ingram, Jones, Smith, Hall</b>
1-0	Ingram, Petty, Jones, Hall, Giddens
1-0	Ingram, Petty, Jones, Hall, Giddens
1-0	Sexton, Jones, Key, Hall, Giddens
1-0	Sexton, Jones, Key, Hall, Giddens
1-0	Sexton, Ingram, Jones, Key, Giddens
0-1	Sexton, Ingram, Jones, Key, Hall
0-1	Sexton, Petty, Jones, Key, Hall
0-1	Sexton, Petty, Jones, Hall, Giddens

# SPECIALTY STATS

Opponent	Pts off				
	Paint	T/O	2ndCh	FastB	Bench
vs. Memphis	36	9	12	13	18
ALABAMA	26	25	14	8	28
LIPSCOMB	22	6	6	2	12
ALABAMA	50	17	9	16	24
ALABAMA A&M	28	13	7	2	19
ALABAMA	48	12	13	14	29
UT ARLINGTON	28	20	6	0	18
ALABAMA	28	18	3	6	22
vs. BYU	34	13	7	2	14
ALABAMA	42	13	10	6	10
vs. Minnesota	36	17	21	15	23
ALABAMA	36	18	11	14	29
LOUISIANA TECH	38	15	9	8	7
ALABAMA	42	11	7	8	16
UCF	30	19	6	6	20
ALABAMA	34	18	9	8	13
RHODE ISLAND	30	26	12	12	20
ALABAMA	36	7	10	4	20
at Arizona	26	3	12	6	9
ALABAMA	26	11	2	6	8
vs. Mercer	28	15	12	4	34
ALABAMA	38	20	14	12	21
TEXAS	30	12	11	12	10
ALABAMA	30	10	7	4	18
TEXAS A&M	36	9	22	4	17
ALABAMA	36	15	13	6	10
at Vanderbilt	20	16	11	4	14
ALABAMA	42	14	2	8	17
at Georgia	20	4	10	3	17
ALABAMA	16	16	4	2	8
SOUTH CAROLINA	20	17	3	4	16
ALABAMA	44	14	12	8	35
at LSU	24	12	6	8	11
ALABAMA	36	9	13	2	28
AUBURN	26	16	13	4	27
ALABAMA	24	21	4	6	15
MISSISSIPPI STATE	28	6	13	2	18
ALABAMA	38	19	20	4	17
at Ole Miss	28	22	15	8	18
ALABAMA	36	14	18	10	33
OKLAHOMA	40	18	22	0	3
ALABAMA	42	18	11	12	25
MISSOURI	22	15	7	2	22
ALABAMA	24	18	7	4	12
at Florida	26	18	11	8	1
ALABAMA	46	15	14	10	29
at Mississippi State	30	17	10	8	15
ALABAMA	26	8	12	8	21
TENNESSEE	18	10	8	0	18
ALABAMA	50	15	11	12	23
LSU	24	16	10	10	17
ALABAMA	32	18	8	4	23
at Kentucky	40	18	20	6	39
ALABAMA	32	8	11	6	19
at Auburn	30	28	17	17	24
ALABAMA	26	13	9	6	27
ARKANSAS	30	21	12	0	22
ALABAMA	22	16	11	0	11
FLORIDA	30	13	5	6	14
ALABAMA	22	2	11	6	16
at Texas A&M	32	15	16	11	14
ALABAMA	28	11	11	5	9
vs. Texas A&M	32	15	16	11	14
ALABAMA	28	11	11	5	9
vs. Auburn	22	13	8	0	9
ALABAMA	36	9	11	6	16
<b>OPPONENT Totals</b>	<b>944</b>	<b>490</b>	<b>379</b>	<b>197</b>	<b>550</b>
<b>Average/Game</b>	<b>28.8</b>	<b>14.9</b>	<b>11.6</b>	<b>6.2</b>	<b>16.9</b>
<b>ALABAMA Totals</b>	<b>1130</b>	<b>464</b>	<b>328</b>	<b>237</b>	<b>644</b>
<b>Average/Game</b>	<b>34.2</b>	<b>14.2</b>	<b>9.9</b>	<b>7.2</b>	<b>19.6</b>

- Three players are averaging double-figure scoring for the Tide, led by freshman Collin Sexton's 19.0 ppg. That number not only tops the team, but ranks second in the SEC. Sexton also tops the team in assists (3.6 ppg) and field goals made (176) and attempted (396). Freshman John Petty ranks fourth on the team with 9.9 ppg and tops UA in threes made (78) and attempted (220), while his 2.3 treys made per game ranks sixth-best in the SEC.
- Junior Donta Hall leads the Tide in field goal percentage (.721, 145-of-201), which would lead the country but he's just shy of meeting the minimum requirement of 5.0 or more field goals made per game (Hall is at 4.55 makes per game). Hall also tops the team in dunks (69), rebounds (6.9 rpg) and blocks (2.1 bpg), while ranking second with 10.9 points per game. Sophomore guard Dazon Ingram is averaging 10.1 ppg, and ranks second on the team in rebounding (5.7 rpg) and assists (2.7 apg) a game.

## ALABAMA-KENTUCKY – SERIES NOTES

- Saturday's game will mark the 149th meeting in series history between two schools. It will mark the second meeting between the two teams this season. Kentucky captured an 81-71 victory in the previous contest, which was played on Feb. 17, in Lexington, Ky.
- The Wildcats defeated the Crimson Tide twice during the 2016-17 season. Alabama dropped a 67-58 decision to Kentucky in Coleman Coliseum on Feb. 11. The two teams met again in the SEC Tournament semifinals and the Wildcats captured a 79-74 come-from-behind victory on March 11.
- The 149 games played against one another stands as UA's fifth-most common opponent in program lore. Kentucky owns a 111-37 edge in the all-time series.
- The Tide is 10-56 all-time against the Wildcats in Lexington and owns a 6-24 mark against UK in Rupp Arena. Alabama has lost seven straight games when playing Kentucky in Lexington. The last time Alabama won at Rupp Arena came on Jan. 14, 2006 (won, 68-64).
- Alabama has only won twice in the 17 games played against Kentucky in the SEC Tournament. In fact, the Wildcats have ended the Tide's run in each of Avery Johnson's first two seasons. The last time Alabama defeated Kentucky in the conference tournament came on March 11, 1982 (won, 69-64).
- The Tide has dropped 16 of the last 18 games played against the Wildcats. The last UA victory over UK came on a 59-55 win on Jan. 22, 2013 in Coleman Coliseum.
- The series began in 1923.

## ALABAMA HAS BUILT A SOLID TOURNAMENT RESUME

- The Crimson Tide boasts a quality NCAA Tournament resume through 33 games this season.
- Alabama owns wins over Auburn (twice), Tennessee, at Florida, Texas A&M (twice), Oklahoma and Rhode Island, among others.
- The Tide is 6-2 when playing a top-25 opponent this season. The ranked opponents Alabama has defeated during the regular season (all ranking at time of the game) include: No. 5 Texas A&M (12/30), No. 17 Auburn (1/17), No. 12 Oklahoma (1/27), at No. 23 Florida (2/3), No. 15 Tennessee (2/10) and vs. No. 16 Auburn (3/9).
- Alabama is 4-1 against teams ranked in the top 16 of ESPN.com's RPI (as of March 8), defeating Auburn twice (No. 8), Tennessee (No. 9) and Rhode Island (No. 16). Furthermore, the Tide boasts a 6-4 record against top-25 RPI teams with a victory over Texas A&M (No. 23), while all four of its losses in the category have come on the road (at No. 8 Auburn, at No. 17 Kentucky, at No. 18 Arizona and at No. 23 Texas A&M).
- According to the NCAA's Quadrant win-loss system, Alabama owns six Q1 victories (6-7) which ranks tied for ninth in the nation and is tied for third-most in the Southeastern Conference. In addition, the Crimson Tide boasts nine combined victories against Quadrant 1 and Quadrant 2 teams, which is tied for fourth-best in the league.
- Only eight teams in the nation have more Q1 wins than Alabama does this season.
- According to ESPN.com's RPI rankings (as of March 5), the Tide checks in at No. 57 in the nation and boasts the No. 9 overall strength of schedule. WarrenNolan.com ranks the Tide No. 59 in its RPI with the No. 5 overall strength of schedule. Meanwhile, CBSSports.com rates the Tide at No. 59 in the RPI and the No. 6 overall SOS.
- Alabama has been receiving votes to be ranked in all but five weeks of the season, and was ranked as high as No. 24 nationally by the AP poll (week 4).

## SEXTON NAMED CO-FRESHMAN OF THE YEAR, HALL TABBED TO ALL-DEFENSIVE TEAM

- Southeastern Conference Co-Freshman of the Year on Wednesday as announced by the league office. Sexton becomes the second player in program history to earn the honor, joining former standout Mo Williams who earned the honor in 2002.

# HUSTLE STATS

### DUNK CHART

PLAYER	DUNKS	CAREER DUNKS
Hall	69	123
Giddens	18	18
Jones	15	15
Smith	15	15
Ingram	12	25
Key	6	26
Sexton	6	6
Petty	3	3
Reese	3	3
Davis		6
Norris		5
<b>TOTAL</b>	<b>147</b>	

### CHARGES TAKEN

PLAYER	CHARGES	CAREER CHARGES
Jones	21	21
Key	11	25
Ingram	10	18
Hall	3	4
Norris	3	16
Smith	3	3
Sexton	2	2
Johnson Jr.		2
Davis		1
<b>TOTAL</b>	<b>51</b>	

### AND-1'S (converted/attempted)

PLAYER	AND-1'S	CAREER AND-1'S
Hall	12/22	18/31
Sexton	7/13	7/13
Ingram	5/9	12/17
Giddens	4/8	4/8
Smith	2/5	2/5
Jones	1/4	1/4
Petty	2/3	2/3
Johnson Jr.	1/2	2/5
Norris	1/1	11/14
Reese	1/1	1/1
Key	0/2	10/15
Davis		4/4

## MOST COMMON OPPONENTS

Below is a look at Alabama's most familiar foes in school history:

Opponents	Games	Record
1. Mississippi State	198	124-75
2. LSU	179	108-71
3. Ole Miss	178	120-58
4. Auburn	157	94-63
5. Kentucky	148	37-111
6. Tennessee	147	79-68
7. Georgia	146	94-52
8. Florida	143	75-68
9. Vanderbilt	138	69-69
10. Tulane	84	52-32

## 2017-18 SEC STANDINGS [3/5]

	SEC	Overall
Auburn	13-5	25-6
Tennessee	13-5	23-7
Florida	11-7	20-11
Kentucky	10-8	21-10
Arkansas	10-8	21-10
Missouri	10-8	20-11
Mississippi State	9-9	21-10
Texas A&M	9-9	20-11
<b>Alabama</b>	<b>8-10</b>	<b>17-14</b>
LSU	8-10	17-13
Georgia	7-11	16-14
South Carolina	7-11	16-15
Vanderbilt	6-12	12-19
Ole Miss	5-13	12-19

## UA IN SEC/NCAA STATS [3/5]

Team	Overall	Rank	NCAA	SEC	Rank
Scoring Offense	72.4	12th		69.0	12th
Scoring Defense	69.7	7th		68.1	4th
Scoring Margin	+2.7	10th		+0.9	5th
Free Throw %	.669	13th		.684	12th
FG %	.459	T5th		.445	6th
FG % Defense	.411	T5th	38th	.403	2nd
3-PT FG %	.323	11th		.303	12th
3-PT FG % Def.	.314	2nd	20th	.305	2nd
3-PT FG Made	6.4	12th		6.1	13th
Rebound Offense	36.3	9th		35.5	7th
Rebound Defense	36.2	12th		36.1	10th
Rebound Margin	+0.1	10th		-0.6	10th
Assists	12.8	11th		12.2	T8th
Steals	6.5	5th		6.4	3rd
Blocks	5.8	T2nd	6th	5.4	1st
Turnover Margin	-1.0	9th		-1.4	10th
Assist/Turnover	0.9	14th		0.9	14th

Individual SCORING	Overall	Rank	NCAA	SEC	Rank
Collin Sexton	18.3	2nd	95th	16.8	7th
REBOUNDING					
Donta Hall	6.9	6th		6.5	8th
Braxton Key				5.7	T18th
ASSISTS					
Collin Sexton	3.6	9th		3.8	7th
BLOCKED SHOTS					
Donta Hall	2.3	3rd	27th	1.6	6th
STEALS					
Herbert Jones	1.3	8th		2.2	8th
3-POINT FG MADE PER GAME					
John Petty	2.5	6th		2.2	8th
DEFENSIVE REBOUNDING					
Dazon Ingram	4.7	6th			
Donta Hall	4.6	10th			
OFFENSIVE REBOUNDING					
Donta Hall	2.3	T8th		2.2	9th

- Sexton, who was joined by Kevin Knox from Kentucky as Co-Freshmen of the Year, also was named as a Second Team All-SEC performer, while being selected to the All-Freshman team. Sexton became the second Alabama rookie to earn all-freshman honors in as many years, joining 2017 All-Freshman team honoree Braxton Key.
- Furthermore, junior Donta Hall earned conference recognition as the Luverne, Ala., native was named to the league's All-Defensive team.
- Sexton leads the Tide and ranks second in the SEC with 19.0 points per game, while also topping the team in assists per game (3.6), field goals made (176) and field goals attempted (396). He leads Alabama and ranked third in the league in both free throws made (175) and attempted (225), despite missing three games this season.
- On Nov. 25 against then-No. 14 Minnesota, Sexton set an Alabama freshman record when he scored 40 points, including 31 in the second half. He became the first Crimson Tide player to score 40 points in a game since Reggie King had 43 on March, 12, 1979 against Virginia. Furthermore, he became the first Alabama freshman in the modern era to record three straight games of more than 20 points in each of his first three contests.
- Hall has been a force down low for the Tide throughout the season. In 32 contests, Hall averaged 10.9 ppg and leads the team and is third in the SEC with 2.1 blocks per game, which currently ranks fourth for a single season in school history. He also averages 4.6 defensive rebounds per game, which is 10th-best in the league. In addition, his 68 total blocks on the year ranks 10th in the Alabama record books.

### IT'S ALL ABOUT THE D

- Alabama finished SEC play ranked as one of the league's best defensive team during the 18-game conference season.
- After 18 conference games, that Crimson Tide ranked at or near the top in every defensive category. In fact, Alabama is the only team in the league to rank in the top four in the five major defensive categories, all of which are listed below:

Category	Average	Rank
Blocks Per Game	5.4	1st
Field Goal Percentage Defense	.403	2nd
3-Point Field Goal Percentage Defense	.305	2nd
Steals Per Game	6.4	3rd
Scoring Defense	68.1	4th

### TOPPLING THE TOP 25

- Alabama head coach Avery Johnson has led his teams to success when playing against teams ranked in the Associated Press Top 25 during his three seasons at the Capstone.
- In 20 total games played against teams ranked in the AP Top 25, Johnson has led the Tide to a record of 11-9 That's a huge improvement, especially considering prior his arrival, Alabama had lost 21 consecutive games to nationally-ranked opponents.
- This season alone, the Crimson Tide boasts a record of 6-2 against Top-25 teams. Alabama has toppled then-No. 5 Texas A&M (79-57 on Dec. 30), then-No. 17 Auburn (76-71 on Jan. 17), then-No. 12 Oklahoma (80-73 on Jan. 27) and then-No. 23 Florida (68-50 on Feb. 3), then-No. 15 Tennessee (78-50 on Feb. 10) and No. 16 Auburn (81-63 on March 9).
- The six wins over ranked opponents in a single season is a program record, topping the four victories over ranked foes which was set in four different seasons (1981-82, 1986-87, 2001-02 and 2015-16).
- That number is not only a school record, but also ranks among the nation's leader. Only five teams have more wins over top-25 teams than the Crimson Tide this season.

Ranked Wins	School	Home	Road	Neutral
6	Alabama	4	1	1
6	Duke	2	2	2
6	Florida	2	2	2
6	Oklahoma	3	2	1
6	Oklahoma State	3	2	1
6	Texas Tech	4	1	1
5	Kansas	2	2	1
5	NC State	4	1	1
5	Texas	4	1	0

### GETTING IT DONE IN THE CLASSROOM

- The Alabama men's basketball team had an outstanding fall semester in the classroom, highlighted by senior Riley Norris who graduated this past December with an undergraduate degree in marketing.
- As a team, the Crimson Tide boasted a team grade point average of 3.016.
- Freshmen Collin Sexton, Herbert Jones and Tyler Barnes each finished with a perfect 4.0 GPA and will earn a spot on the President's List.
- A total of seven Alabama student-athletes finished the semester with a 3.0 GPA or better. In addition to the three who earned a 4.0 in the fall, freshman Alex Reese (3.86), sophomore Landon Fuller (3.25), Norris (3.23) and junior Avery Johnson Jr. (3.08) all achieved the milestone.

# RECORD WHEN...

At home .....	12-5
On the road .....	2-8
At neutral sites .....	5-1
In SEC games .....	8-10
SEC home games .....	6-3
SEC road games .....	2-7
In non-conference games .....	11-4
In overtime .....	0-0
In games decided by ...	
5 points or less .....	6-6
6-10 points .....	3-3
11 points or more .....	10-5
Leading at the half .....	13-3
Trailing at the half .....	6-11
Tied at the half .....	0-0
Shooting 40% or better .....	19-7
Shooting less than 40% .....	0-7
Opponent better than 40% .....	5-12
Opponent shoots 40% or less .....	14-2
Shooting same or better than opponent .....	17-4
Shooting worse than opponent .....	2-10
Outrebounding opponent .....	12-2
Opponent outrebounds UA .....	6-11
Rebounds are tied .....	1-1
70% or better on FT .....	6-6
less than 70% on FT .....	13-8
More FT att. than opponent .....	12-7
Less FT att. than opponent .....	7-7
Same FT att. as opponent .....	0-0
40% or better on 3PT .....	6-2
Less than 40% on 3PT .....	13-12
More turnovers than opponent .....	9-7
Less turnovers than opponent .....	8-6
Same turnovers as opponent .....	2-1
Scoring 80 or more points .....	7-2
Scoring 70-79 points .....	9-4
Scoring 60-69 points .....	3-5
Scoring 50-59 points .....	0-2
Scoring less than 50 points .....	0-1
Allowing 80 or more points .....	0-4
Allowing 70-79 points .....	7-4
Allowing 60-69 points .....	8-6
Allowing 50-59 points .....	4-0
Allowing less than 50 points .....	0-0
On Sunday .....	0-1
On Monday .....	0-0
On Tuesday .....	5-4
On Wednesday .....	3-2
On Thursday .....	1-0
On Friday .....	4-1
On Saturday .....	6-6
In November .....	6-1
In December .....	3-3
In January .....	5-4
In February .....	3-5
In March .....	2-1

## SELLING OUT COLEMAN

- There has been a lot of excitement surrounding Alabama basketball this year, and that is reflected in the home attendance average this season.
- After selling a record number of season tickets heading into the 2017-18 campaign, UA is heading for a record-setting average attendance. If that is achieved, it would mark the second time in head coach Avery Johnson's three years at the Capstone that there has been a new attendance record set.
- Alabama is averaging 13,391 fans per game, which would top the record of 13,110 fans per game set in Johnson's first season (2015-16).
- UA had five sellouts this year and 14 full capacity crowds in Johnson's three seasons at Alabama.
- Below is a breakdown of the top five single-season attendance records at Coleman Coliseum:

SEASON	OVERALL ATTENDANCE	AVERAGE ATTENDANCE
1. 2017-18	227,640	13,391
2. 2015-16	196,655	13,110
3. 2011-12	199,749	12,484
4. 1990-91	149,380	12,448
5. 2006-07	196,552	12,284
6. 1976-77	133,130	12,103

## TALE OF TWO TEAMS

- Alabama finished with a 6-3 record in SEC home contests this season, winning by an average margin of 6.3 ppg. However, the Tide was 2-7 in league road games and lost by an average of 4.6 ppg.
- On the boards, the Crimson Tide was outrebounded by 2.3 rebounds a game (34.7-37.0) in its road contests, but owned a +1.2 advantage on the glass at home (36.3-35.1).
- Below is a breakdown of Alabama's final numbers in conference play on the road and at home this year.

	PPG	Opp PPG	Margin	RPG	Opp RPG	FG%	Opp FG%	3FG%	Opp 3FG%
Home SEC Games	71.3	65.0	+6.3	36.3	35.1	.461	.394	.356	.319
Away SEC Games	66.7	71.2	-4.6	34.7	37.0	.429	.413	.253	.292

## PETTY THRIVED IN HOME SEC CONTESTS

- A big reason why the Crimson Tide won six out of its nine SEC homes games this year is due to the play of freshman guard John Petty, who thrived under the arched roof of Coleman Coliseum. However, he struggled when playing on the road in league contests.
- In his nine home conference games, Petty is averaging 12.9 points per game, while shooting 52.1 percent from the field and 50.9 percent from deep. However, in road contests, the Huntsville, Ala., native only averaged 4.7 ppg, and shot 18.8 percent from the floor and 18.5 percent from beyond the arc.
- Below is a breakdown over Petty's final numbers in conference play on the road and at home this year.

Petty In...	FGM-FGA	FG%	3FGM-3FGA	3FG%	PPG	RPG	MPG
Home SEC Games	37-71	.521	29-57	.509	12.9	2.7	29.2
Away SEC Games	13-69	.188	10-54	.185	4.7	2.4	27.8

## ONE OF THE NATION'S MOST IMPROVED PLAYERS

- Junior Donta Hall has improved tremendously since stepping foot on the Alabama campus as a freshman prior to the 2015-16 campaign.
- When Hall first arrived in Tuscaloosa in the summer of 2015, he weighed 200 pounds and has since added more than 30 pounds to his frame. In addition, his Maximum Bench Press, which is now at 265 pounds, has increased by over 80 pounds in his three seasons at The Capstone.
- Even while increasing his body weight and overall strength, Hall's Maximum Vertical Touch has increased by over six-plus inches and is now currently at 12'1".
- On the court, Hall's numbers have also seen a traumatic improvement. Below is a breakdown of Hall's end-of-season season averages at the end of his freshman and sophomore seasons, as well as what he's been averaging through the 30 games he has played this season.

DONTA HALL	GP-GS	MPG	PPG	RPG	BPG	FGM-FGA	FG%	FTM-FTA	FT%	DUNKS
2015-16 - FRESHMAN	33-0	12.8	2.8	4.3	1.7	37-61	.607	19-44	.431	18
2016-17 - SOPHOMORE	34-20	19.7	6.0	5.5	1.4	79-120	.658	45-75	.600	36
2017-18 - JUNIOR	32-29	23.9	10.9	6.8	2.1	145-201	.721	59-106	.557	69

## TIDE'S TRENDS

- There are a few noticeable trends when it comes to the 2017-18 Alabama men's basketball team.
- One of the biggest trends to keep in eye during a game is the rebounding throughout a game. The Tide owns a record of 12-2 when out rebounding an opponent, but is 6-11 when being outrebounded or matching an opponent on the boards
- Below is a breakdown of a few other key factors to look into during a game. Alabama is:
  - 12-2 when outrebounding an opponent
  - 13-3 when leading at the half
  - 17-4 when shooting the same or better than an opponent
  - 14-2 when opponent shoots 40% or less
  - 19-7 when shooting 40% or better
  - 0-7 when shooting less than 40%

### INFINITI COACHES CHARITY CHALLENGE

Alabama men's basketball head coach Avery Jonson is participating in the 2018 INFINITI Coaches' Charity Challenge. Fans can help Coach Johnson win the challenge by voting at [infinite-timeout.com](http://infinite-timeout.com).

Here are the three ways to vote for Coach Johnson each day:

1.) Voters will no longer be required to set up or log-in to vote. Fans will be able to access the site and vote once per day for their coach on this platform.

2.) Fans can vote on Twitter with one vote per day counting towards Coach Johnson's total. The voter must include #Timeout2Vote and #AveryJohnson (or @CoachAvery6) in the text of the post.

3.) Fans can vote on Instagram with one vote per day counting towards Coach Johnson's total. The voter must include #Timeout2Vote and #AveryJohnson (or @CoachAvery6) in the text of the post.

No votes will be counted from Facebook directly. On Facebook, fans will be linked to [infinite-timeout.com](http://infinite-timeout.com).

Round 1 voting runs from today through 1/21/2018 at 11:59AM ET. (Top 24 coaches advance to Round 2)

Round 2 voting runs from 1/22/2018 at 1:00PM ET - 2/11/2018 at 11:59AM ET. (Top 16 coaches advance to Round 3)

Round 3 voting runs from 2/12/2018 at 1:00PM ET - 2/25/2018 at 11:59AM ET. (Top 4 coaches advance to Final Round)

Final Round voting runs from 2/26/2018 at 1:00PM ET - 3/10/2018 at 11:59PM ET.

The winner will be announced on Selection Sunday (3/11).

INFINITI is excited to embark into its eighth year as an official corporate partner of NCAA Men's Division 1 Basketball. Continuing its partnership with the National Association of Basketball Coaches (NABC), the INFINITI Coaches' Charity Challenge returns this year featuring 48 coaches, donating \$349,000 for coaches' charities throughout the duration of the sponsorship.



### COMING UP CLUTCH AT THE FREE THROW LINE

- Alabama has had its share of struggles from the charity stripe this season, as it enters the Southeastern Conference Tournament ranked 308th (out of 351) in the nation in free throw percentage (.669). However, the Crimson Tide has come through in clutch situations this year.
- The statistics show that the Tide improves as the game nears its conclusion. With four minutes left on the clock, Alabama is shooting 73.2 percent (101-of-138) as a team. That number rises to 73.6 percent (78-of-106) inside of three minutes. In the final minute of play, the Tide is shooting an impressive 75.4 percent (52-of-69) at the line.
- Below is a breakdown of Alabama's top free throw shooters in terms of getting to the foul line and comparing their season average to what the average is inside of four minutes and inside of one minute.

Player	Season Average	FT% inside 4 mins	FT% Inside 1 min
Dazon Ingram	111-of-155 - .716	39-of-46 - .848	24-of-26 - .923
Collin Sexton	164-of-213 - .770	42-of-50 - .840	18-of-22 - .818
Team	480-of-717 - .669	101-of-138 - .732	52-of-69 - .754

### FRESHMAN IMPACT

- Alabama's 2017 signing class was a consensus top-10 ranked class in the nation, rated as high as No. 6 by Rivals.com. The Tide rookies are showing why they made up one of the top signing classes in Alabama basketball history.
- Three of the top five scorers thus far are freshmen, led by the dynamic duo of Collin Sexton (18.3 ppg) and John Petty (10.4 ppg). In fact, Sexton ranks second the SEC in points per game and Petty ranks as one of the league's top three-point shooters.
- Below is a breakdown of the percentage the freshman class has contributed in each of the major statistical categories:

Category	Freshman Total	Top Freshman	Percentage
Points	39.5 of 72.4	Sexton - 18.3*	54.5
Rebounds	14.5 of 36.3	Jones/Sexton - 3.6	39.9
Assists	212 of 396	Sexton - 3.6*	53.5
Steals	97 of 202	Jones - 1.3*	48.0
Blocks	59 of 180	Smith - 22	32.8
Field Goals Made	387 of 784	Sexton - 157*	49.4
Three-Point FG Made	138 of 197	Petty - 77*	70.0

\* Denotes team leader in the category

### VARIETY OF ISSUES CAUSING A VARIETY OF CHANGES

- Alabama has battled a variety of issues throughout the season that has caused players to miss a multitude of games. Tide players have missed a combined total of 72 games throughout the campaign.
- The players who have missed time this season include Ar'Mond Davis (33), Riley Norris (23), Braxton Key (10), Collin Sexton (3), Donta Hall (1), Dazon Ingram (1) and Herbert Jones (1).
- Both Sexton (abdominal strain) and Hall (wrist) continue to play through injury and will likely do so for the remainder of the season.
- Not one Alabama player has started every game, while only two UA student-athletes have seen action in all 31 games this season (John Petty and Avery Johnson Jr.).
- Head coach Avery Johnson has been forced to use 13 different starting lineups in the Tide's 33 games, while nine different players has started at least one contest this season for Alabama.

### LAST THREE GAME CUMES

RECORD:		OVERALL	HOME	AWAY	NEUTRAL
ALL GAMES		2-1	0-0	0-1	2-0
CONFERENCE		0-1	0-0	0-1	0-0
NON-CONFERENCE		2-0	0-0	0-0	2-0

#	Player	gp-gs	min	avg	Total			3-Point		F-Throw		Rebounds			pts	avg						
					fg-fga	fg%	3fg-fga	3fg%	ft-fa	ft%	off	def	tot	avg			pf	dq	a	to	bk	stl
02	Sexton, Collin	3-3	101	33.7	24-44	.545	9-17	.529	24-29	.828	6	8	14	4.7	7	0	13	11	0	3	81	27.0
12	Ingram, Dazon	3-3	88	29.3	12-27	.444	4-10	.400	7-13	.538	8	12	20	6.7	12	1	10	8	0	2	35	11.7
00	Hall, Donta	3-3	77	25.7	13-21	.619	0-0	.000	8-12	.667	7	10	17	5.7	4	0	2	4	1	1	34	11.3
30	Smith, Galin	3-2	66	22.0	9-12	.750	0-0	.000	2-8	.250	3	10	13	4.3	5	0	0	2	5	1	20	6.7
25	Key, Braxton	3-1	78	26.0	5-15	.333	1-8	.125	9-11	.818	5	14	19	6.3	8	0	5	3	0	4	20	6.7
23	Petty, John	3-2	93	31.0	5-24	.208	2-15	.133	0-0	.000	2	14	16	5.3	6	0	4	6	1	1	12	4.0
10	Jones, Herbert	2-1	39	19.5	3-6	.500	0-1	.000	1-4	.250	0	5	5	2.5	6	0	2	3	2	4	7	3.5
03	Reese, Alex	3-0	25	8.3	3-10	.300	1-5	.200	0-0	.000	0	4	4	1.3	2	0	0	2	0	0	7	2.3
04	Giddens, Daniel	2-0	9	4.5	1-3	.333	0-0	.000	0-0	.000	0	1	1	0.5	0	0	0	0	0	0	2	1.0
05	Johnson Jr, Avery	3-0	22	7.3	0-5	.000	0-3	.000	0-0	.000	0	1	1	0.3	4	0	1	1	0	1	0	0.0
24	Schaffer, Lawson	1-0	2	2.0	0-0	.000	0-0	.000	0-0	.000	0	0	0	0.0	0	0	0	1	0	0	0	0.0
Team												7	7									
Total.....		3	600		75-167	.449	17-59	.288	51-77	.662	31	86	117	39.0	59	1	37	42	9	17	218	72.7
Opponents.....		3	601		67-182	.368	18-74	.243	49-73	.671	43	80	123	41.0	68	0	29	39	17	19	201	67.0

# BY THE NUMBERS

1

Alabama was the top defensive team in league play. The Tide was the only team in the SEC to rank in the top four in each of the five major categories. Against conference competition, the Tide led the league in blocks per game (5.4), ranked second in field goal percentage defense (.403), while ranking third in steals (6.4) and fourth in scoring defense (68.1).

8

Alabama boasts of eight games on this year's schedule that are currently ranked or receiving votes to be ranked in this most updated Associated Press Top 25 poll.

10

Number of AP top-25 teams Alabama has beaten in Avery Johnson's tenure (10-9), including a school record five (5-2) this season. In 2015-16, the Tide was one of 15 teams nationally that defeated four AP top-25 teams – the first time since 2001-02 that UA recorded at least four wins against top-25 competition.

12

The Crimson Tide has had 12 games that were decided by five points or less points this year. Alabama has a record of 6-6 in such contests.

14

Total number of sellouts in Alabama head coach Avery Johnson's three seasons, including five this season (Auburn on Jan. 17, Mississippi State on Jan. 20, Oklahoma on Jan. 27, Tennessee on Feb. 10 and Arkansas on Feb. 24). Last season, the Tide had four sellouts and recorded five sellouts the previous year (2015-16), which was the most games sold out in a single season at Alabama since selling out six during the 2006-07 campaign.

27

Alabama ranked 27th in the nation in total attendance last season, averaging 11,947 fans per game. In 2015-16, the Crimson Tide set a school record for average attendance at 13,110, which ranked 22nd nationally. This year, Alabama is averaging 13,460 fans per home game.

74

Number of games UA has won in league play over the past eight years (including 2017-18 season). UA ranks fourth in the league, trailing only Kentucky (108), Florida (96) and Arkansas (77), who ranks just ahead of Alabama. Ole Miss (72), Georgia (71) and Vanderbilt (69) follow to round out the top seven.

309

Avery Johnson has compiled 308 career victories during his coaching career. his 10-plus seasons as a head coach include seven-plus years as an NBA head coach where he collected 254 wins, in addition to his 54 wins now in his third season at Alabama.

1,654

Number of all-time wins for Alabama, now in its 105th year of basketball, which ranks second in the SEC.

## SEXTON GOES FOR 40, EARNS SEC FRESHMAN OF THE WEEK

- Freshman guard Collin Sexton was named the SEC Freshman of the Week after an impressive display on the court for the week of Nov. 27.
- Sexton put on a show for the Barclays Center crowd in the championship game of the 2017 Barclays Classic last Saturday vs. Minnesota. The Mableton, Ga., native was one of three players on the court for the final 10-plus minutes and nearly helped give the shorthanded Tide an improbable come-from-behind victory by scoring 40 points in the 89-84 loss to the nation's 14th-ranked team.
- Sexton, who scored 15 points in the final seven-plus minutes, had 31 in the second half alone. His 40 points set a UA freshman scoring record and marked the ninth-most points in a single game in program history. The Mableton, Ga., native became the first Alabama player to score 40 in a game since Reggie King had 43 points against Virginia on March 12, 1979.
- Sexton began the week by scoring a then-season high 29 points in a one-point victory over UT Arlington (11/21) and followed that with 10 points and a season-high seven rebounds in a win over BYU (11/24).

## PETTY NAMED SEC FRESHMAN OF THE WEEK...AGAIN

- Collin Sexton isn't the only Alabama freshman making headlines early this season. Guard John Petty is also making a name for himself, as he has earned two SEC Freshman of the Week accolades this year.
- The 6-foot-5, 195-pound guard became the first Alabama rookie to win the league's weekly award twice in the same season since 2009 when JaMychal Green earned two SEC Freshman of the Week awards.
- His first weekly honor came on Nov. 20 as the Huntsville, Ala., native knocked down a school record 10 three-pointers in the Tide's 104-67 victory over Alabama A&M on Nov. 17. Petty connected on 10-of-13 shots from beyond the arc en route to toppling the former record of eight set by seven different players, most recently by Riley Norris vs. South Carolina on Jan. 13, 2016.
- Petty's 10 threes tied for the fourth-most in a single game in Southeastern Conference history. However, his percentage of 76.9 percent (10-of-13) was the highest in league history by any player who has made 10 or more threes in a game. Furthermore, the last SEC player to have 10 or more three-pointers in a game was Michael Frazier of Florida (Mar. 4, 2014).
- His most recent award came on Jan. 1 when he collected 18 points, four rebounds, three assists and two blocks in leading the Crimson Tide to a 79-57 win over fifth-ranked Texas A&M on Dec. 30. Petty made 60 percent (6-of-10) of his field goals, including 55.6 percent (5-of-9) of his shots from 3-point range. The victory marked the first time the Crimson Tide defeated an Associated Press top-5 opponent since March 20, 2004, when UA topped then-No. 1 Stanford, 70-67, in the NCAA tournament.

## WAITING IN THE WINGS

- In addition to the three early signees, Alabama also has another addition who is sitting out this year due to NCAA transfer rules. Guard/forward Tevin Mack, who played his freshman and sophomore seasons at Texas, joined the Crimson Tide last June and will be eligible to suit up beginning next season.

## ALABAMA AT KENTUCKY - FEB. 17, 2018 [LEXINGTON, KY.]

Official Basketball Box Score - Game Totals - Final Statistics  
**Alabama vs Kentucky**  
 2/17/18 2 p.m. at Rupp Arena - Lexington, KY

**Alabama 71 • 17-10, 8-6**

##	Player	Total			3-Ptr			Rebounds			PF	TP	A	TO	Bk	Stl	Min
		FG	FGA	FT	FTA	Off	Def	Tot									
00	Hall, Donta	r	7-8	0-0	2-5	3	3	6	3	16	0	0	2	0	0	30	
04	Giddens, Daniel	r	1-1	0-0	0-1	1	0	1	2	2	0	3	0	0	0	15	
02	Sexton, Collin	g	4-11	0-4	4-4	0	2	2	5	12	3	2	0	0	0	29	
12	Ingram, Dazon	g	4-7	1-2	0-0	2	1	3	3	9	2	1	0	0	0	33	
23	Petty, John	g	3-11	3-10	4-4	0	1	1	13	3	3	0	1	0	0	29	
03	Reese, Alex	g	3-7	2-4	2-2	0	4	4	3	10	0	2	1	1	1	15	
05	Johnson Jr, Avery	g	1-2	0-0	0-0	0	0	0	2	2	0	0	0	0	0	9	
10	Jones, Herbert	g	1-3	0-1	0-1	1	3	4	2	2	0	1	0	0	0	17	
24	Schaffer, Lawson	g	0-0	0-0	0-0	0	0	0	0	0	0	0	0	0	0	0+	
25	Key, Braxton	g	2-5	0-3	1-4	2	2	4	3	5	1	1	0	1	1	19	
30	Smith, Galin	g	0-0	0-0	0-0	0	0	0	0	0	0	0	0	0	0	4	
Team																	
Totals			26-55	6-24	13-21	9	18	27	71	11	13	3	3	3	3	200	
FG % 1st Half:		12-28	42.9%	2nd half:	14-23	51.9%	Game:		26-55	47.3%	Deadball						
3FG % 1st Half:		4-15	26.7%	2nd half:	2-9	22.2%	Game:		6-24	25.0%	Rebounds						
FT % 1st Half:		6-10	60.0%	2nd half:	7-11	63.6%	Game:		13-21	61.9%	4,1						

**Kentucky 81 • 18-9, 7-7**

##	Player	Total			3-Ptr			Rebounds			PF	TP	A	TO	Bk	Stl	Min
		FG	FGA	FT	FTA	Off	Def	Tot									
04	Richards, Nick	r	3-4	0-0	4-4	2	2	4	3	10	0	0	1	0	0	21	
05	Knox, Kevin	r	4-10	1-3	4-4	3	2	5	3	13	1	0	0	0	0	25	
32	Gabriel, Wenyen	r	2-6	1-4	0-2	1	6	7	4	5	0	4	1	1	1	18	
03	Diallo, Hamidou	g	3-9	0-1	2-2	1	3	4	1	8	0	1	0	0	0	15	
22	Gilgeous-Alexander	g	2-10	0-1	2-2	2	2	4	0	6	4	1	0	3	38		
00	Green, Quade	g	5-6	2-2	0-1	2	0	2	3	12	4	0	0	1	31		
01	Killeya-Jones, Sacha	g	0-0	0-0	0-0	1	1	2	1	0	0	1	0	0	5		
02	Vanderbilt, Jarred	g	4-10	0-0	3-4	5	4	9	2	11	0	1	2	0	19		
25	Washington, PJ	g	5-9	0-0	6-9	2	3	5	2	16	1	5	0	0	28		
Team																	
Totals			28-64	4-11	21-28	20	24	44	19	81	10	13	4	5	200		
FG % 1st Half:		14-31	45.2%	2nd half:	14-33	42.4%	Game:		28-64	43.8%	Deadball						
3FG % 1st Half:		4-15	26.7%	2nd half:	2-6	33.3%	Game:		4-11	36.4%	Rebounds						
FT % 1st Half:		9-10	90.0%	2nd half:	12-18	66.7%	Game:		21-28	75.0%	4						

Officials: Karl Hess, Jeffery Clark, Todd Austin  
 Technical fouls: Alabama-None. Kentucky-None.  
 Attendance: 23220

Score by periods	1st	2nd	Total
Alabama	34	37	71
Kentucky	39	42	81

Points	In Paint	Off T/O	2nd Chance	Fast Break	Bench
Alabama	32	8	11	6	19
Kentucky	40	18	20	6	39

Last FG - UA 2nd-00:32, UK 2nd-01:26.  
 Largest lead - UA by 3 1st-13:21, UK by 11 2nd-00:44.  
 UA led for 04:25, UK led for 31:12. Game was tied for 04:23.  
 Score tied - 8 times.  
 Lead changed - 15 times.

Alabama fell at Kentucky, 81-71, in a hard-fought battle on Feb. 17 inside a packed Rupp Arena. The contest was a back-and-forth affair throughout, featuring eight ties and 15 lead changes before the Wildcats ended the game on a 12-4 run to pull away.

Four Alabama players scored in double figures as junior Donta Hall led the charge with 16 points on 7-of-8 shooting from the floor, to go along with six rebounds and two blocks. The other double-digit scorers were all freshmen, as John Petty put up 13 points, Collin Sexton contributed 12 and Alex Reese matched his career high of 10 points off the bench – all coming in the first half.

The difference in the contest was Kentucky's performance on the glass, as it outrebounded the Crimson Tide 44-27 on the day, including a 20-9 edge in offensive rebounds. As a result, the Wildcats earned a 20-11 advantage in second chance points which helped UK pull away in the final few minutes of the game.

SEASON/CAREER RECORDS

INDIVIDUAL SEASON

Scoring (Freshman)

1. 569	<b>Collin Sexton</b>	<b>19.0 ppg</b>	<b>2017-18</b>
2. 554	James Robinson	16.8 ppg	1990-91
3. 477	Eddie Phillips	14.5 ppg	1978-79
4. 446	Alvin Lee	15.4 ppg	1987-88
446	Charles Cleveland	17.9 ppg	1972-73
6. 408	Trevor Releford	11.0 ppg	2010-11

Scoring

1.	747	Reggie King	1978-79
5.	620	Wendell Hudson	1972-73
10.	596	Eric Washington	1995-96
14.	574	Trevor Releford	2013-14
15.	573	Kennedy Winston	2004-05
16.	572	Reggie King	1977-78
17.	<b>569</b>	<b>Collin Sexton</b>	<b>2017-18</b>

Scoring Average

1.	24.6	Jack Kubiszyn	1956-57
20.	19.3	Bob Andrews	1964-65
<b>21.</b>	<b>19.0</b>	<b>Collin Sexton</b>	<b>2017-18</b>

Field Goal Percentage (min. 200 attempts)

1.	<b>.719</b>	<b>Donta Hall</b>	<b>2017-18</b>
2.	.664	Bobby Lee Hurt	1983-84
3.	.636	Derrick McKey	1985-86
4.	.633	Bobby Lee Hurt	1984-85
5.	.629	Richard Hendrix	2006-07

Three-Point Field Goals Made

1.	113	Eric Washington	1995-96
5.	83	James Robinson	1991-92
6.	81	Mark Gottfried	1991-92
7.	78	James Robinson	1992-23
	<b>78</b>	<b>John Petty</b>	<b>2017-18</b>

Free-Throws Made

1.	263	Jim Fulmer	1956-57
2.	183	Bob Andrews	1964-65
3.	179	Jack Kubiszyn	1957-58
<b>4.</b>	<b>175</b>	<b>Collin Sexton</b>	<b>2017-18</b>

Free-Throws Attempted

1.	263	Jim Fulmer	1956-57
2.	243	Jerry Harper	1955-56
3.	236	Reggie King	1978-79
4.	234	Bob Andrews	1964-65
5.	233	Jack Kubiszyn	1957-58
<b>6.</b>	<b>225</b>	<b>Collin Sexton</b>	<b>2017-18</b>

Blocks

1.	156	Roy Rogers	1995-96
7.	76	Derrick McKey	1985-86
8.	75	Derrick McKey	1986-87
9.	70	JaMychal Green	2010-11
70		Jermareo Davidson	2006-07
<b>68</b>		<b>Donta Hall</b>	<b>2017-18</b>

INDIVIDUAL SEASON

Blocks Per Game

1.	4.9	Roy Rogers	1995-96
2.	3.5	Robert Horry	1991-92
3.	3.0	Leon Douglas	1974-75
4.	2.3	Jermareo Davidson	2006-07
	2.3	Robert Horry	1990-91
	2.3	Derrick McKey	1986-87
	2.3	Derrick McKey	1985-96
8.	<b>2.1</b>	<b>Donta Hall</b>	<b>2017-18</b>

INDIVIDUAL CAREER

Blocks

1.	286	Robert Horry	1989-90
7.	188	Derrick McKey	1985-87
8.	187	Bobby Lee Hurt	1982-85
<b>9.</b>	<b>172</b>	<b>Donta Hall</b>	<b>2016-pres.</b>

Blocks Per Game

1.	2.61	Roy Rogers	1993-96
2.	2.18	Robert Horry	1989-92
3.	2.11	Leon Douglas	1973-76
4.	1.89	Derrick McKey	1985-87
<b>5.</b>	<b>1.78</b>	<b>Donta Hall</b>	<b>2016-pres.</b>

TEAM SEASON

Blocks

1.	223	(35 games)	1991-92
2.	201	(33 games)	1994-95
3.	196	(32 games)	1995-96
4.	190	(37 games)	2010-11
<b>5.</b>	<b>183</b>	<b>(33 games)</b>	<b>2017-18</b>

Blocks Per Game

1.	6.4	(35 games)	1991-92
2.	6.1	(32 games)	1995-96
	6.1	(33 games)	1994-95
4.	<b>5.6</b>	<b>(33 games)</b>	<b>2017-18</b>
5.	5.5	(31 games)	1997-98

Three-Point FG Made

1.	259	(33 games)	2015-16
2.	255	(32 games)	1995-96
3.	249	(32 games)	2004-05
4.	247	(31 games)	1996-97
5.	234	(35 games)	1991-92
	<b>209</b>	<b>(33 games)</b>	<b>2017-18</b>

- As a sophomore in 2016-17, Mack led the Longhorns with 14.8 points and 31.3 minutes per game, while also adding 4.8 rebounds a contest. Over the 15 games he played a year ago, the 6-7, 220-pound guard/forward connected on 45.9 percent (79-of-172) from the floor, including a team-high 39.1 percent (34-of-87) from behind the arc. He reached double figures in 11 games and scored 18 points or more on eight different occasions.
- Mack attended Dreher HS in Columbia, S.C., before suiting up for the Longhorns. he was ranked the No. 11 small forward in the nation by 247Sports, which also ranked him 76th overall in the country.

BRAXTON KEY NAMED TO SEC COMMUNITY SERVICE TEAM

- Sophomore Braxton Key was named to the Southeastern Conference's 2018 Men's Basketball Community Service team, the league office announced on March 1.
- The annual award handed out from the league office recognizes the accomplishments of student-athletes beyond the field of competition.
- Key leads the Alabama men's basketball team in community service hours and is a staple among the Tide's outreach within the city of Tuscaloosa. He has visited a number of elementary schools to read and speak to local children about the importance of education and has volunteered his time to help with Hurricane Harvey Relief efforts. Key also visited with patients at the Manderson Cancer Center at Druid City Hospital (DCH).
- In addition, Braxton spent time at the Rise Center on the Alabama campus, which was started by former Alabama football coach Gene Stallings and specializes in dealing with preschoolers with and without special needs. Other community service efforts include volunteering at the Loaves and Fishes Food Pantry in Tuscaloosa, while also assisting with on-campus events such as the Halloween Extravaganza.

CLOSE CALLS

- Alabama has been in a number of close games this season. Sixteen of the 33 games played this year were decided by less than 10 points. Twelve of those games came down to five points or less, with the Tide owning a mark of 6-6 in those contests.
- Thirteen of the Tide's last 28 games that have been decided by six or fewer points, with Alabama going 6-7 in those contests.
- UA owns a mark of 4-4 in games decided by three or fewer points.

GREATEST LOSS IN NCAA HISTORY?

- Alabama and Minnesota played in what was one of the most bizarre games not only this season, but arguably in the history of college basketball.
- The Tide was forced to finish the contest with only three players on the court over the final 10-plus minutes of the contest. Seven Alabama players were ejected for leaving the bench during an altercation at the 13:43 mark of the second half, which left five UA players on the court. Two minutes later, sophomore Dazon Ingram fouled out with 11:37 remaining. Less than a minute later, freshman John Petty went down with an injury, leaving Alabama with three players over the final 10:41 and the Tide trailing 67-56.
- Naturally, the Golden Gophers were able to extend their lead to 79-64 with 7:32 remaining, but that's when the tide turned. Alabama went on a 16-4 run over the next 4:52 to make it a one possession game (83-80) with 1:39 left. The Tide actually had the ball and a chance to cut into the lead even more, but missed a jumper which Minnesota then converted to an and-1 on the other end to put the game out of reach. Despite being down to three players for the final 10:41, the Tide outscored the Gophers 30-22.

ALABAMA HEAD COACH AVERY JOHNSON



PREVIOUS COACHING EXPERIENCE

Dallas Mavericks Head Coach (2005-08)  
 Brooklyn Nets Head Coach (2010-12)

YEAR-BY-YEAR RECORD

UNIVERSITY OF ALABAMA 56-44, .560

Year	Overall	Conf.	Notes
2015-16	18-15	8-10	NIT 1st Round
2016-17	19-15	10-8	NIT 1st Round
2017-18	19-14	8-10	

BROOKLYN NETS (60-116, .341)

Year	Overall	Conf.	Notes
2010-11	24-58	4th/Atlantic	
2011-12	22-44	5th/Atlantic	
2012-13	14-14	-	

DALLAS MAVERICKS (194-70, .735)

Year	Overall	Conf.	Notes
2004-05	16-2	2nd/Southwest	Playoffs (2nd rd.) NBA Coach of the Month (April)
2005-06	60-22	2nd/Southwest	NBA Finals NBA Coach of the Year All-Star Coach (Western) 2x NBA Coach of the Month
2006-07	67-15	1st/Southwest	Playoffs (1st rd.)
2007-08	51-31	4th/Southwest	Playoffs (1st rd.)

COLLEGE: 56-44 (.560) [SEC: 26-28, .481]  
 NBA: 254-186 (.577)  
 TOTAL: 310-230 (.574)

MILESTONES

Louisiana Sports HOF (2015)  
 San Antonio Spurs HOF (2009)  
 NBA Coach of the Year (2006)  
 NBA Western Conference All-Star Coach (2006)  
 NBA Champion (1999 San Antonio Spurs)  
 2x SWAC Player of the Year (1987 & 1988)  
 2 NCAA Tournaments (1987 & 1988)

BY THE NUMBERS

4,474 – Ranks second in San Antonio Spurs and 38th in NBA History in all-time assists  
 16 – Total Number of NBA Seasons  
 12.0 – Career assist average at Southern University (1987-88) – an NCAA record that still stands  
 6 – San Antonio Spurs retired Johnson's No. 6 jersey on Dec. 22, 2007  
 2 – One of only two players (Calvin Murphy) under 6-feet in height to play over 1,000 games in the NBA

• Avery Johnson was introduced as Alabama's 20th head men's basketball coach on April 7, 2015. Johnson, who led the San Antonio Spurs to the 1999 NBA title as a player and was named the 2006 NBA Coach of the Year, came to the Capstone after a successful coaching career in the NBA.

• Johnson and his staff brought in the nation's seventh-ranked recruiting class according to Rivals.com in 2017 – the highest recruiting class ranking on paper in program history. For reasons like that and much more, Alabama basketball fans could see evidence that the men's basketball program was headed in the right direction.

• Last season, Johnson guided the Crimson Tide to a 19-15 overall record, including a 10-8 mark in Southeastern Conference play, as the program reached the National Invitation Tournament for the second consecutive year during his tenure.

• Alabama tied for fifth place overall in the final 2017 SEC standings – a significant improvement from the 10th-place finish in league play in 2015-16. The five-spot improvement tied for second-best in the SEC in 2016-17 and trailed only Florida, who improved six spots from a year ago (T-8th in 2016 and second in 2017).

• The Tide went on to reach the SEC Tournament semifinals for the first time since 2013 when it captured wins over Mississippi State (75-55) in the opening round and South Carolina (64-53) in the quarterfinals, before falling to the eventual SEC Tournament champion Kentucky Wildcats. The win over the Gamecocks gave Alabama a season sweep of South Carolina, which would go on to reach the Final Four. The Tide defeated the Gamecocks, 90-86, in an epic quadruple overtime contest earlier in the year. It also gave the Tide two victories in the league tournament, which marked the first time that happened since doing so in the 2002 event.

• During the 2015-16 season, his inaugural as a collegiate head coach, Johnson gave the fans a glimpse of the excitement that was in store. The Crimson Tide finished with an 18-15 record and earned an at-large selection to the 2016 National Invitation Tournament.

• On the court, Alabama knocked off four teams that were ranked in the Associated Press' Top 25 during the 2015-16 campaign which led the SEC. It marked the first time since 2001-02 that an Alabama team recorded four AP Top 25 victories in the regular season.

• The fan support was tremendous throughout the first two years of Johnson's tenure. Helped by relocating the student section to create a better in-game atmosphere, Alabama averaged a school record 13,110 fans per game in 2015-16 – a number that ranked 22nd-best in the nation. Furthermore, the Tide also sold out five home games, which was the most sellouts in a single year since the 2006-07 season.

• Last year, Alabama ranked 27th in the nation in average attendance (11,947 per game), while selling out four games on the year. In Johnson's two seasons, Alabama has had nine sellouts which is the most in a two-year span and the most in back-to-back seasons in more than two decades.

• Johnson owned an NBA career coaching record of 254-186 (.577) after spending four seasons with the Dallas Mavericks (2004-08) and two-plus seasons with the Brooklyn Nets (2010-13).

• During his time in Dallas, Johnson led the Mavericks to the postseason in each of his three-plus seasons as head coach. He led the Mavericks to a record of 194-70 (.735) and set the record for reaching the 50-win plateau (62 games) and the 150-win milestone (191 games) the fastest.

• In 2005-06, Johnson led the Mavericks to their first ever appearance in the NBA Finals en route to earning NBA Coach of the Year honors. In his first full season as head coach, Johnson led the 2005-06 Mavericks to a 60-22 record and the team's first ever Western Conference Championship. He was named Western Conference Coach of the Month in November of 2005, becoming the first coach in league history to win the award in his first two full months of coaching. Johnson picked up the award for a third time in January, 2006.

• In 16 NBA seasons as a player, he averaged 8.4 points, 5.5 assists, 1.7 rebounds and 25.3 minutes played in 1,054 career games with seven different teams. Known as "The Little General" for his on-court leadership and diminutive stature, Johnson helped guide the San Antonio Spurs to an NBA Championship in 1999.

• On March, 28 2003 as a member of the Mavericks, Johnson became the 75th player in league history to play 1,000 career games. At 5-11, he joined Calvin Murphy as the only other player under 6-feet in height to reach that milestone. He ranks second behind Tony Parker in the Spurs' all-time assist leaders (4,474) and is 38th in NBA history in the same category. In recognition for his contributions to the Spurs organization, Johnson's No. 6 jersey was retired in December, 2007.

• The New Orleans native played his final two collegiate seasons at Southern University, leading the NCAA in assists in each of his two years with the Jaguars, and was named the Southwestern Athletic Conference Player of the Year and the MVP of the conference tournament as both a junior and senior.

• He still owns several NCAA Division I records, including most assists in a single game (22 – shared with two other players), most 20 or more assist games (4), the highest single season assist average (13.3) and the highest career assist average (12.0). As a senior in 1988, he averaged 11.4 points per game, making him the first men's Division I player ever to average double figures in points and assists in the same season.

• Johnson, along with his wife Cassandra, are both very involved in the Tuscaloosa community. Johnson received a degree in psychology in 1988 from Southern University. He and Cassandra married in July of 1991 in New Orleans. They have two children, Christianne and Avery Jr.



THE LAST TIME...

TEAM

- Scored 100 points or more:**  
Nov. 17, 2017 - UA 104, Alabama A&M 67
- Scored 110 points or more:**  
Dec. 1, 2004 - UA 114, ETSU 77
- Scored less than 50 points:**  
Jan. 6, 2018 - Georgia 65, UA 46
- Allowed 100 points:**  
Dec. 4, 2004 - UA 102, Charlotte 101
- Held opponent to 40 points or less:**  
Jan. 10, 2015 - UA 56, Tennessee 38
- Held opponent to 15 pts or less in half:**  
Nov. 29, 2016 - 15 points allowed vs. Charleston Southern (1st half)
- Scored 50 points in a half:**  
Nov. 17, 2017 - 53 points in second half vs. Alabama A&M
- Won an overtime game:**  
Feb. 7, 2017 - UA 90, South Carolina 86
- Lost an overtime game:**  
Feb. 21, 2015 - Georgia 66, UA 65
- Played a double-overtime game:**  
Feb. 7, 2017 - UA 90, South Carolina 86
- Played a triple-overtime game:**  
Feb. 7, 2017 - UA 90, South Carolina 86
- Played a quadruple-overtime game:**  
Feb. 7, 2017 - UA 90, South Carolina 86
- Shot 60% or better in a half:**  
January 27, 2018 - 60.9% in 2nd half vs. Oklahoma
- Failed to hit a three-pointer in a game:**  
Dec. 4, 2010 vs. Purdue (295 games)
- Had at least 15 steals in a game:**  
Feb. 20, 2013 vs. Mississippi State (18)
- Had at least 25 assists in a game:**  
Nov. 17, 2017 vs. Alabama A&M (25)
- Forced 25 turnovers in a game:**  
Nov. 11, 2012 vs. West Alabama (25)
- Played a ranked opponent (AP poll):**  
March 9, 2018 vs. No. 16 Auburn (won, 81-63)

- Beat a ranked opponent at neutral site:**  
March 9, 2018 vs. No. 16 Auburn (won, 81-63)
- Beat a ranked opponent at home:**  
February 10, 2018 at No. 15 Tennessee (won, 78-50)
- Beat a ranked opponent on the road:**  
Feb. 3, 2018 at No. 23, Florida (won, 68-50)
- Beat a top-10 opponent:**  
December 30, 2017 vs. No. 5 Texas A&M (won, 79-57)
- Beat a top-10 opponent on the road:**  
Feb. 21, 2004 in Starkville, Miss. (beat No. 4 Mississippi State, 77-73)
- Beat a top-5 opponent:**  
December 30, 2017 vs. No. 5 Texas A&M (won, 79-57)
- Beat a top-5 opponent on the road:**  
Feb. 21, 2004 in Starkville, Miss. (beat No. 4 Mississippi State, 77-73)
- Played a No. 1 ranked opponent:**  
Jan. 31, 2015 vs. No. 1/1 Kentucky (lost, 70-55)
- Beat a No. 1 ranked opponent on the road:**  
Jan. 28, 1983 at No. 1 UCLA (won, 70-67)
- Beat a No. 1 ranked opponent:**  
Mar. 20, 2004 vs. No. 1 Stanford (NCAA tournament (won, 70-67)

INDIVIDUAL

- Had a player score 50 points:**  
Michael Nordholz (50) vs. Southern Miss, 12/12/76 (single-game scoring record)
- Had a player score 40 points:**  
Collin Sexton (40) vs. Minnesota, 11/25/17
- Had a player score 35 points:**  
Collin Sexton (40) vs. Minnesota, 11/25/17
- Had a player score 30 points:**  
Collin Sexton (30) at Arizona, 12/9/17
- Had a player grab 20 rebounds:**  
Richard Hendrix (23) vs. Troy, 11/9/07

- Had a player dish out 10 or more assists:**  
Mikhail Torrence (11) vs. LSU, 1/27/10
- Had a player block five shots:**  
Donta Hall (8) vs. Oklahoma, 1/27/18
- Had a player block 10 shots:**  
Roy Rogers (10) vs. LSU, 2/17/1996
- Had a player with seven or more steals in a game:**  
Jeremy Hays (8) vs. Oregon State, 12/12/1998
- Had two players record a double-double in same game:**  
Donta Hall (13 pts, 14 rebs.), Dazon Ingram (10 pts., 14 rebs.) vs. Rhode Island, 12/6/17
- Had three players record a double-double in same game:**  
Jermareo Davidson (12 pts, 12 rebs), Alonzo Gee (22 pts, 10 rebs), Richard Hendrix (18 pts, 12 rebs) vs. Louisiana Monroe, 11/28/06
- Had a player record a double-double in three consecutive games:**  
Richard Hendrix (24 pts, 16 rebs vs. Florida, 17 pts, 11 rebs at Arkansas, 19 pts, 10 rebs at Georgia) (Jan. 8, Jan. 13, Jan. 16, 2008)
- Had a player record a double-double in four consecutive games:**  
Richard Hendrix (19 pts, 13 rebs vs. Chicago State, 24 pts, 16 rebs vs. Florida, 17 pts, 11 rebs at Arkansas, 19 pts, 10 rebs at Georgia) (Jan. 4, Jan. 8, Jan. 13, Jan. 16 2008)

- Had a player record a triple-double:**  
Roy Rogers (27 pts, 10 rebs, 10 blocks) vs. LSU, 2/17/96
- Had two players score 20 points in a game:**  
Dazon Ingram (22) and Collin Sexton (22) vs. LA Tech, 11/29/17
- Had five or more players score in double figures:**  
Donta Hall (13), John Petty (12), Daniel Giddens (12), Collin Sexton (11) and Dazon Ingram (10) vs. Rhode Island, 12/6/17



**Donta Hall**

**JUNIOR**

Forward • 6-9 • 232 • Luverne, Ala.  
Luverne HS

**CAREER HIGHS**

Points	20	2x, last vs. LSU (2/13/18)
Rebounds	14	Rhode Island (12/6/17)
Assists	3	2x, last vs. Lipscomb (11/14/17)
Steals	3	2x, last at Mississippi State (2/6/18)
Blocks	8	vs. Oklahoma (1/27/18)
Minutes	39	at South Carolina (2/7/17)
Field Goals	9	UCF (12/3/17)
FG Att.	10	2x, last vs. LSU (2/13/18)
3-Point FG		
3-Point Att.		
Free Throws	7	Rhode Island (12/6/17)
FT Att.	10	Rhode Island (12/6/17)

**2017-18 SEASON HIGHS**

Points	20	2x, last vs. LSU (2/13/18)
Rebounds	14	Rhode Island (12/6/17)
Assists	3	2x, last vs. Lipscomb (11/14/17)
Steals	3	at Mississippi State (2/6/18)
Blocks	8	vs. Oklahoma (1/27/18)
Minutes	32	at Arizona (12/9/17)
Field Goals	9	UCF (12/3/17)
FG Att.	10	2x, last vs. LSU (2/13/18)
3-Point FG		
3-Point Att.		
Free Throws	7	Rhode Island (12/6/17)
FT Att.	10	Rhode Island (12/6/17)

**MISCELLANEOUS STATS**

CATEGORY	2017-18	CAREER
Double-digit scoring	18	25
20+ point games	2	2
Double-digit rebounding	4	7
Double-doubles	5	5
Led UA in scoring	6	8
Led UA in rebounding	14	30
Led UA in three-pointers		
Led UA in assists		1
Led UA in steals	4	16
Led UA in blocks	20	55
5+ assist games		
3+ three-pointers		
3+ steal games	1	2
3+ block games	12	25

**2017-18 (JUNIOR SEASON)**

- SEC All-Defensive team
- Did not play against LSU due to wrist injury (1/13) but returned to the lineup five days after surgery and played 15 minutes in the win over No. 17 Auburn (1/17)
- Leads the team in field goal percentage (.721, 145-of-201), blocks per game (2.1), rebounds per game (6.8) and dunks (69)
- Is tied for third in the SEC and 30th in the nation in blocks, and is seventh in the league in rebounds
- Connected of 9-of-9 field goals to finish with a career-high 20 points vs. UCF (12/3)
- Went 8-of-10 from the field to tie his career high of 20 points, while leading the team in rebounds (8), blocks (2) and steals (2) vs. LSU (2/13)
- Recorded the first double-double of his career with 11 points and 11 rebounds to go along with a career-high tying five blocks and a career-best three assists in the season opener against Memphis (11/10)
- Registered his second double-double of his career with 13 points and 14 rebounds to go along with three blocks and two assists in the win against URI (12/6)
- Dropped 15 points and pulled down 12 rebounds to record his second consecutive double-double while adding two steals and one block at Arizona (12/9)
- Recorded his fourth double-double of his career with a perfect 7-of-7 performance from the field to total 14 points, while pulling down 11 rebounds at then-No. 23 Florida (2/3)
- Went 8-of-10 from the floor to total a team-high 17 points, while totaling 11 rebounds, three blocks, two steal and an assists to record his fifth career double-double against then-No. 15 Tennessee (2/10)
- Blocked a career high of eight shots while adding nine points, seven rebounds, two assists and a steal against then-No. 12 Oklahoma (1/27)
- Finished with 15 points to go along with seven rebounds and four blocks against Louisiana Tech (11/29)
- Collected 10 points, five rebounds and three blocks in the home opener against Lipscomb (11/14)
- Went 4-for-5 from the field to total eight points, and grabbed six rebounds in the win against Alabama A&M (11/17)
- Was perfect from the field (4-for-4) to total eight points, and collected two blocks and five rebounds vs. UT Arlington (11/21)
- Went 6-for-8 from the field to score 14 points, while grabbing nine rebounds in 27 minutes against BYU (11/24)
- Totaled eight points, seven rebounds and one block in 15 minutes against then-No. 14 Minnesota (11/25)
- Shot 4-of-6 from the floor to total 9 points while collecting six rebounds and four blocks vs. Mercer (12/19)
- Went 7-of-8 from the field to total 17 points, to go along with six rebounds, one assist and two blocks vs. then-No. 5 Texas A&M (12/30)
- Was perfect from the floor, shooting 6-of-6 to total 14 points, while collecting six rebounds, two blocks and one steal vs. Vanderbilt (1/2)
- Went 6-of-7 from the field to score 13 points, while totaling a team-high seven rebounds and three blocks against South Carolina (1/9)
- Shot 6-of-7 from the floor to lead the team with 14 points, while adding seven rebounds against Ole Miss (1/23)
- Went 7-of-8 from the field to total 16 points while adding six rebounds and two blocks at Kentucky (2/17)
- Scored 12 points to go along with six rebounds, on assist and a block at Texas A&M (3/3)
- Recorded 11 points, five rebounds, one assist and one steal in win over the Aggies in the SEC tournament (3/8)
- Added 11 points and six boards before exiting the SEC tournament quarterfinal matchup against Auburn after taking a hard fall in the second half (3/9)



**HALL'S 2017-18 GAME-BY-GAME STATS**

Opponent	Date	GS	Min	FG	FGA	Pct	3FG	FGA	Pct	FT	FTA	Pct	Off	Def	Tot	Avg	PF	A	TO	Blk	Stl	Pts	Avg
vs. Memphis	11/10	*	30	5	6	.833	0	0	.000	1	3	.333	4	7	11	11.0	4	3	4	5	0	11	11.0
LIPSCOMB	11/14	*	20	5	7	.714	0	0	.000	0	1	.000	2	3	5	8.0	3	3	1	3	1	10	10.5
ALABAMA A&M	11/17	*	17	4	5	.800	0	0	.000	0	1	.000	1	5	6	7.3	0	0	0	2	0	8	9.7
UT ARLINGTON	11/21	*	22	4	4	1.000	0	0	.000	0	0	.000	1	4	5	6.8	2	0	2	2	0	8	9.3
vs. BYU	11/24	*	27	6	8	.750	0	0	.000	2	2	1.000	2	7	9	7.3	3	0	0	1	0	14	9.9
vs. Minnesota	11/25	*	15	3	8	.375	0	0	.000	2	2	1.000	2	5	7	7.2	1	0	0	1	0	8	9.8
LOUISIANA TECH	11/29	*	23	6	7	.857	0	0	.000	3	3	1.000	1	6	7	7.1	2	0	0	4	0	15	10.6
UCF	12/3	*	27	9	9	1.000	0	0	.000	2	3	.667	1	3	4	6.8	0	1	1	4	1	20	11.8
RHODE ISLAND	12/6	*	29	3	6	.500	0	0	.000	7	10	.700	4	10	14	7.6	2	2	5	3	0	13	11.9
at Arizona	12/9	*	32	6	8	.750	0	0	.000	3	4	.750	5	7	12	8.0	1	0	3	1	2	15	12.2
vs. Mercer	12/19	*	31	4	6	.667	0	0	.000	1	2	.500	2	4	6	7.8	2	0	0	4	0	9	11.9
TEXAS	12/22	*	14	1	3	.333	0	0	.000	0	2	.000	3	1	4	7.5	3	0	3	2	2	2	11.1
TEXAS A&M*	12/30	*	28	7	8	.875	0	0	.000	3	3	1.000	2	4	6	7.4	3	1	2	2	0	17	11.5
at Vanderbilt*	1/2	*	27	6	6	1.000	0	0	.000	2	3	.667	1	5	6	7.3	3	0	2	2	1	14	11.7
at Georgia*	1/6	*	16	3	6	.500	0	0	.000	1	1	1.000	2	4	6	7.2	1	0	0	0	1	7	11.4
SOUTH CAROLINA*	1/9	*	27	6	7	.857	0	0	.000	1	3	.333	3	4	7	7.2	0	0	2	3	0	13	11.5
at LSU*	1/13									DNP - INJURED													
AUBURN*	1/17		15	1	1	1.000	0	0	.000	0	0	.000	1	4	5	7.1	0	0	0	1	1	2	10.9
MISSISSIPPI STATE*	1/20		19	4	8	.500	0	0	.000	0	2	.000	2	3	5	6.9	1	1	1	1	0	8	10.8
at Ole Miss*	1/23		17	6	7	.857	0	0	.000	2	4	.500	4	3	7	6.9	1	0	1	0	0	14	10.9
OKLAHOMA	1/27	*	24	4	6	.667	0	0	.000	1	4	.250	3	4	7	7.0	0	2	2	8	1	9	10.9
MISSOURI*	1/31	*	23	2	5	.4000	0	0	.000	5	8	.625	1	3	4	6.8	2	0	2	0	1	9	10.8
at Florida*	2/3	*	28	7	7	1.000	0	0	.000	0	0	.000	4	7	11	7.0	2	0	3	1	1	14	10.9
at Mississippi State*	2/6	*	25	2	3	.667	0	0	.000	4	6	.667	1	5	6	7.0	2	0	1	3	3	8	10.8
TENNESSEE*	2/10	*	27	8	10	.800	0	0	.000	1	4	.250	3	8	11	7.1	3	1	0	3	22	17	11.0
LSU*	2/13	*	25	8	10	.8000	0	0	.000	4	7	.571	2	6	8	7.2	1	0	1	2	2	20	11.4
at Kentucky*	2/17	*	30	7	8	.875	0	0	.000	2	5	.400	3	3	6	7.1	3	0	0	2	0	16	11.6
at Auburn*	2/21	*	23	3	4	.750	0	0	.000	1	2	.5000	1	4	5	7.0	3	1	1	4	0	7	11.4
ARKANSAS*	2/24	*	29	2	5	.400	0	0	.000	0	3	.000	3	5	8	7.1	2	1	1	3	1	4	11.0
FLORIDA*	2/27	*	17	0	2	.000	0	0	.000	3	6	.500	2	2	4	7.0	2	1	0	0	1	3	10.7
at Texas A&M*	3/3	*	30	5	7	.714	0	0	.000	2	5	.400	4	2	6	6.9	1	1	2	1	0	12	10.9
vs. Texas A&M	3/8	*	25	4	9	.444	0	0	.000	3	4	.750	2	3	5	6.9	1	1	1	0	1	11	10.9
vs. Auburn	3/9	*	22	4	5	.800	0	0	.000	3	3	1.000	1	5	6	6.8	2	0	1	0	0	11	10.9


\* indicates Southeastern Conference opponent

**HALL'S CAREER STATS**

YEAR	GP	GS	MIN	AVG	FG	FGA	PCT	3FG	3FGA	PCT	FT	FTA	PCT	OFF	DEF	TOT	AVG	PF	FO	AST	TO	BLK	STL	PTS	AVG
2015-16	33	0	421	12.8	37	61	.607	0	0	.000	19	44	.432	46	96	142	4.3	83	5	7	16	56	15	93	2.8
2016-17	34	20	670	19.7	79	120	.658	0	0	.000	45	75	.600	66	120	186	5.5	85	3	18	31	48	18	203	6.0
2017-18	32	29	764	23.9	145	201	.721	0	0	.000	59	106	.557	73	146	219	6.8	56	0	19	42	68	22	349	10.9
<b>TOTAL</b>	<b>99</b>	<b>49</b>	<b>1855</b>	<b>18.7</b>	<b>261</b>	<b>382</b>	<b>.683</b>	<b>0</b>	<b>0</b>	<b>.000</b>	<b>123</b>	<b>225</b>	<b>.547</b>	<b>185</b>	<b>362</b>	<b>547</b>	<b>5.5</b>	<b>224</b>	<b>8</b>	<b>44</b>	<b>89</b>	<b>172</b>	<b>55</b>	<b>645</b>	<b>6.5</b>

**HALL'S CAREER SEC STATS**

YEAR	GP	GS	MIN	AVG	FG	FGA	PCT	3FG	3FGA	PCT	FT	FTA	PCT	OFF	DEF	TOT	AVG	PF	FO	AST	TO	BLK	STL	PTS	AVG
2015-16	18	0	227	12.6	19	34	.559	0	0	.000	8	21	.381	32	62	94	5.2	53	5	5	8	28	9	46	2.6
2016-17	18	15	372	20.7	38	59	.644	0	0	.000	23	40	.575	38	65	103	5.7	46	2	11	19	23	8	99	5.5
2017-18	17	14	406	23.9	77	104	.740	0	0	.000	31	62	.500	39	72	111	6.5	30	0	7	19	28	14	185	10.9
<b>TOTAL</b>	<b>53</b>	<b>29</b>	<b>1005</b>	<b>19.0</b>	<b>134</b>	<b>197</b>	<b>.680</b>	<b>0</b>	<b>0</b>	<b>.000</b>	<b>62</b>	<b>123</b>	<b>.504</b>	<b>109</b>	<b>199</b>	<b>308</b>	<b>5.8</b>	<b>129</b>	<b>7</b>	<b>23</b>	<b>46</b>	<b>79</b>	<b>31</b>	<b>330</b>	<b>6.2</b>



**1 Riley Norris**

**SENIOR**

Guard/Forward • 6-7 • 210 • Albertville, Ala.  
Albertville HS

**CAREER HIGHS**

Points	27	South Carolina (1/13/16)
Rebounds	16	at LSU (2/17/16)
Assists	3	at Georgia (3/5/16)
Steals	3	4X, last vs. Auburn (2/4/17)
Blocks	2	vs. Jacksonville State (12/29/15)
Minutes	46	at South Carolina (2/7/17)
Field Goals	9	South Carolina (1/13/16)
FG Att.	16	South Carolina (1/13/16)
3-Point FG	8	South Carolina (1/13/16)
3-Point Att.	11	South Carolina (1/13/16)
Free Throws	8	Louisiana (11/20/15)
FT Att.	10	Louisiana (11/20/15)

**2017-18 SEASON HIGHS**

Points	13	vs. Minnesota (11/25/17)
Rebounds	4	Louisiana Tech (11/29/17)
Assists	1	5x, last at Arizona (12/9/17)
Steals	1	5x, last vs. Mercer (12/19/17)
Blocks		
Minutes	25	vs. Minnesota (11/25/17)
Field Goals	4	vs. Minnesota (11/25/17)
FG Att.	8	vs. Minnesota (11/25/17)
3-Point FG	2	2X, last at Arizona (12/9/17)
3-Point Att.	5	2X, last at Arizona (12/9/17)
Free Throws	3	vs. Minnesota (11/25)
FT Att.	4	vs. Minnesota (11/25)

**MISCELLANEOUS STATS**

CATEGORY	2017-18	CAREER
Double-digit scoring	1	33
20+ point games		2
Double-digit rebounding		8
Double-doubles		5
Led UA in scoring		9
Led UA in rebounding		22
Led UA in three-pointers		28
Led UA in assists		7
Led UA in steals		17
Led UA in blocks		6
5+ assist games		
3+ three-pointers		14
3+ steal games		4
3+ block games		

**2017-18 (SENIOR SEASON)**

- Will miss the remainder of the 2017-18 season with hip injury
- Missed the first three games of the season with a hip injury
- Made his season debut against UT Arlington (11/21), finishing with five points and three rebounds in 15 minutes off the bench
- Shot 4-of-8 from the floor to total 13 points to go along with two rebounds and one steal against then-No. 14 Minnesota (11/25)
- Scored four points and grabbed four rebounds in the win over Louisiana Tech (11/26)
- Made his first start of the season, totaling four points and three rebounds vs. UCF (12/3)
- Scored six points and pulled down two rebounds while dishing out one assist at Arizona (12/9)
- Totaled five points, three rebounds and one steal against Mercer (12/19)
- Played in 34 contests making 27 starts a year ago
- Ranked third in scoring (9.0), three-point field goal percentage (.333) and minutes per game (27.3)
- Led the team in three-pointers made (47) and attempted (141)
- Finished with 14 double-figure scoring games, 11 of which came over the Tide's last 23 games
- Had first double-double of the season and fifth of his career with 14 rebounds and 11 points in a career-high 46 minutes in Alabama's 40T victory over South Carolina (2/7)
- Established a season-high 20 points in the victory at LSU (1/14)
- Recorded a season-high in made three-pointers (4) while leading the team in scoring (17) in the win over LSU (2/18)
- Registered 15 points in the win at Georgia (1/25)
- Had 13 points in the win over Mississippi State (1/28)
- Scored 18 points vs. Stetson (12/29)
- Received the Media Appreciation Award



**NORRIS' 2017-18 GAME-BY-GAME STATS**

Opponent	Date	GS	Min	FG	FGA	Pct	3FG	FGA	Pct	FT	FTA	Pct	Off	Def	Tot	Avg	PF	A	TO	Blk	Stl	Pts	Avg	
vs. Memphis	11/10																							
LIPSCOMB	11/14																							
ALABAMA A&M	11/17																							
UT ARLINGTON	11/21	15	15	2	4	.500	1	2	.500	0	0	.000	1	2	3	3.0	0	1	0	0	1	5	5.0	
vs. BYU	11/24	15	15	2	5	.400	0	2	.000	0	0	.000	1	2	3	3.0	2	1	1	0	1	4	4.5	
vs. Minnesota	11/25	25	4	8	.500	2	5	.400	3	4	.750	0	2	2	2.7	4	0	0	0	1	13	7.3		
LOUISIANA TECH	11/29	24	2	3	.667	0	1	.000	0	1	.000	2	2	4	3.0	2	1	0	0	0	4	6.5		
UCF	12/3	*	21	1	4	.250	1	1	1.000	1	2	.500	0	3	3	3.0	2	1	2	0	0	4	6.0	
RHODE ISLAND	12/6	*	21	1	4	.250	0	3	.000	0	0	.000	0	2	2	2.8	2	1	1	0	0	2	5.3	
at Arizona	12/9	*	24	2	6	.333	2	5	.400	0	0	.000	1	1	2	2.7	3	1	0	0	0	6	5.4	
vs. Mercer	12/19	12	2	3	.667	0	1	.000	1	1	1.000	1	2	3	2.8	3	0	1	0	0	1	5	5.4	
TEXAS	12/22	9	0	0	.000	0	0	.000	0	0	.000	0	0	0	2.4	1	0	0	0	0	0	0	4.8	
TEXAS A&M*	12/30																							
at Vanderbilt*	1/2																							
at Georgia*	1/6																							
SOUTH CAROLINA*	1/9																							
at LSU*	1/13																							
AUBURN*	1/17																							
MISSISSIPPI STATE*	1/20																							
at Ole Miss*	1/23																							
OKLAHOMA	1/27																							
MISSOURI*	1/31																							
at Florida*	2/3																							
at Mississippi State*	2/6																							
TENNESSEE*	2/10																							
LSU*	2/13																							
at Kentucky*	2/17																							
at Auburn*	2/21																							
ARKANSAS*	2/24																							
FLORIDA*	2/27																							
at Texas A&M*	3/3																							
vs. Texas A&M	3/8																							
vs. Auburn	3/9																							

\* indicates Southeastern Conference opponent

**NORRIS' CAREER STATS**

YEAR	GP	GS	MIN	AVG	FG	FGA	PCT	3FG	3FGA	PCT	FT	FTA	PCT	OFF	DEF	TOT	AVG	PF	FO	AST	TO	BLK	STL	PTS	AVG
2014-15	34	8	712	20.9	55	145	.379	25	74	.338	26	43	.605	40	102	142	4.2	79	1	22	31	7	21	161	4.7
2015-16	33	19	930	28.2	77	208	.370	45	120	.375	47	72	.653	54	122	176	5.3	64	0	23	39	8	26	246	7.5
2016-17	34	27	927	27.3	105	258	.407	47	141	.333	48	65	.738	41	88	129	3.8	76	1	25	38	4	23	305	9.0
2017-18	9	3	166	18.4	16	37	.432	6	20	.300	5	8	.625	6	16	22	2.4	19	0	6	5	0	4	43	4.8
<b>TOTAL</b>	<b>110</b>	<b>57</b>	<b>2735</b>	<b>24.9</b>	<b>253</b>	<b>648</b>	<b>.390</b>	<b>123</b>	<b>355</b>	<b>.346</b>	<b>126</b>	<b>188</b>	<b>.670</b>	<b>141</b>	<b>328</b>	<b>469</b>	<b>4.3</b>	<b>238</b>	<b>2</b>	<b>76</b>	<b>113</b>	<b>19</b>	<b>74</b>	<b>755</b>	<b>6.9</b>

**NORRIS' CAREER SEC STATS**

YEAR	GP	GS	MIN	AVG	FG	FGA	PCT	3FG	3FGA	PCT	FT	FTA	PCT	OFF	DEF	TOT	AVG	PF	FO	AST	TO	BLK	STL	PTS	AVG
2014-15	18	4	381	21.2	24	75	.320	13	42	.310	14	25	.560	20	52	72	4.0	41	1	11	18	2	8	75	4.2
2015-16	18	16	569	31.6	50	131	.382	30	79	.380	20	32	.625	34	76	110	6.1	38	0	15	25	3	16	150	8.3
2016-17	18	16	534	29.7	61	148	.412	28	81	.346	26	37	.703	14	42	56	3.1	47	1	9	23	1	12	176	9.8
2017-18	0	0	0	0.0	0	0	.000	0	0	.000	0	0	.000	0	0	0	0.0	0	0	0	0	0	0	0	0.0
<b>TOTAL</b>	<b>54</b>	<b>36</b>	<b>1484</b>	<b>27.5</b>	<b>135</b>	<b>354</b>	<b>.381</b>	<b>71</b>	<b>202</b>	<b>.351</b>	<b>60</b>	<b>94</b>	<b>.638</b>	<b>68</b>	<b>170</b>	<b>238</b>	<b>4.4</b>	<b>126</b>	<b>2</b>	<b>35</b>	<b>66</b>	<b>6</b>	<b>36</b>	<b>401</b>	<b>7.4</b>



**2 Collin Sexton**

**FRESHMAN**  
Guard • 6-3 • 190 • Mableton, Ga.  
Pebblebrook HS

**CAREER HIGHS**

Points	40	vs. Minnesota (11/25/17)
Rebounds	8	at Florida (2/3/18)
Assists	7	at Texas A&M (3/3/18)
Steals	3	3x, last at Vanderbilt (1/2/18)
Blocks	1	3x, last at Mississippi State (2/6/18)
Minutes	36	vs. Minnesota (11/25/17)
Field Goals	12	vs. Minnesota (11/25/17)
FG Att.	22	vs. Minnesota (11/25/17)
3-Point FG	6	vs. Auburn (3/9/18)
3-Point Att.	8	vs. Auburn (3/9/18)
Free Throws	15	at Arizona (12/9/17)
FT Att.	17	at Texas A&M (3/3/18)

**2016-17 SEASON HIGHS**

Points	40	vs. Minnesota (11/25/17)
Rebounds	8	at Florida (2/3/18)
Assists	7	at Texas A&M (3/3/18)
Steals	3	3x, last at Vanderbilt (1/2/18)
Blocks	1	3x, last at Mississippi State (2/6/18)
Minutes	36	vs. Minnesota (11/25/17)
Field Goals	12	vs. Minnesota (11/25/17)
FG Att.	22	vs. Minnesota (11/25/17)
3-Point FG	6	vs. Auburn (3/9/18)
3-Point Att.	8	vs. Auburn (3/9/18)
Free Throws	15	at Arizona (12/9/17)
FT Att.	17	at Texas A&M (3/3/18)

**MISCELLANEOUS STATS**

CATEGORY	2017-18	CAREER
Double-digit scoring	26	26
20+ point games	14	14
Double-digit rebounding		
Double-doubles		
Led UA in scoring	17	17
Led UA in rebounding	1	1
Led UA in three-pointers	10	10
Led UA in assists	20	20
Led UA in steals	7	7
Led UA in blocks	2	2
5+ assist games	9	9
3+ three-pointers	6	6
3+ steal games	3	3
3+ block games		

**2017-18 (FRESHMAN SEASON)**

- Named SEC Co-Freshman of the Year, becoming the second Alabama player to earn the honor in school history (Mo Williams)
- Tabbed All-SEC Second Team and All-Freshman team as well
- Set the Alabama single-season scoring record for a freshman (569) on March 9, passing James "Hollywood" Robinson's previous mark of 554 points set in 1990-91
- Hit the game-winning shot in Alabama's second round win over Texas A&M in the SEC tournament, finishing with 27 points, three rebounds, five assists and a steal (3/8)
- Recorded his third 30-plus point performance to lead Alabama in its SEC tournament quarterfinal win over top-seeded Auburn, ending the game with 31 points, seven rebounds and an assist (3/9)
- Is second in the SEC in scoring average (19.0 ppg) and tops the squad in assists per game (3.6)
- Ranks third in the SEC in free throws made and third in free throws attempted, while also ranking 28th in the nation in foul shots made and 24th in free throws attempted
- Has 26 double-digit scoring games, 14 games of 20 or more points and three games of 30 or more points
- Named to Watch Lists for the Cousy Award, Naismith Trophy and Oscar Robertson Trophy prior to the start of the season
- Set an Alabama freshman scoring record with 40 points, including 31 in the second half, against then-No. 14 Minnesota (11/25)
- Was the first Alabama player to score 40 in a game since Reggie King had 43 points on March 12, 1979 vs. Virginia
- Became the first freshman in the modern era at Alabama to score three straight games of more than 20 points in each of his first three games
- Went for 30 points and was near perfect from the free throw line (15-of-16) at Arizona (12/9)
- Scored 23 points against Missouri while adding four rebounds, two assists and a steal (1/31)
- Finished with 22 points to tie for the team lead against Louisiana Tech (11/29) while leading the team with three steals
- Dropped 22 points (7-of-10) to lead the team in scoring, and added five assists and two steals in his collegiate debut in the home opener against Lipscomb (11/14)
- His 22 points were the most scored in a game by a true freshman at Alabama since Eddie Phillips poured in 25 points in his debut back on Nov. 24, 1978
- Recorded his second straight 20-plus point game, totaling 25 points, to go along with five assists and four rebounds in the win against Alabama A&M (11/17)
- Registered 29 points, while shooting 11-for-14 from the charity stripe and adding four assists in the win against UT Arlington (11/21)
- Scored 10 points while totaling seven rebounds and three assists in 30 minutes against BYU (11/24)
- Reached double figures with 11 points while grabbing four rebounds and one steal against URI (12/6)
- Was perfect from the free throw line (9-of-9) to total 21 points while collecting four assists and three rebounds vs. Mercer (12/19)
- Was perfect from the free-throw line (7-of-7) to lead all scorers with 24 points, to go along with a team high of five assists, three steals and three rebounds vs. Vanderbilt (1/2)
- Scored a team-high 23 points while adding three assists, one steal and two rebounds against Georgia (1/6)
- Put up a game-high 25 points to go along with five rebounds and two assists at No. 12 Auburn (2/21)
- Went 6-of-6 from the free throw line to total 15 points, while adding a season-high seven rebounds, three assists and his first block of his career against LSU (1/13)
- Led the team in points (18) while adding three rebounds and two assists in his first start after suffering an abdominal injury vs. then-No. 12 Oklahoma (1/27)
- Scored a game-high 17 points while totaling a career high of eight rebounds and six assists at then-No. 23 Florida (2/3)
- Went 8-of-10 from the charity stripe to total 18 points, while adding five rebounds, three assists and a block at Mississippi State (2/6)
- Scored 16 points to go along with five rebounds and four assists against then-No. 15 Tennessee (2/10)
- Put up 15 points while leading the team with a season high of six assists against LSU (2/13)
- Scored 12 points to go along with three assists and two rebounds at Kentucky (2/17)
- Led the team in assists (6) while totaling 15 points, two rebounds and a steal vs. Arkansas (2/24)
- Scored 23 points, while adding a season-high of seven assists, a team-high of two steals and four rebounds at Texas A&M (3/3)



**SEXTON'S 2017-18 GAME-BY-GAME STATS**

Opponent	Date	GS	Min	FG	FGA	Pct	3FG	FGA	Pct	FT	FTA	Pct	Off	Def	Tot	Avg	PF	A	TO	Blk	Stl	Pts	Avg
vs. Memphis	11/10								DNP														
LIPSCOMB	11/14	*	27	7	10	.700	3	5	.600	5	12	.417	0	1	1	1.0	1	5	2	0	2	22	22.0
ALABAMA A&M	11/17	*	26	11	16	.688	2	4	.500	1	1	1.000	2	2	4	2.5	2	5	0	0	0	25	23.5
UT ARLINGTON	11/21	*	32	8	15	.533	2	6	.333	11	14	.786	1	0	1	2.0	2	4	1	0	2	29	25.3
vs. BYU	11/24	*	30	3	11	.273	0	1	.000	4	6	.667	3	4	7	3.6	2	3	3	0	1	10	24.4
vs. Minnesota	11/25	*	36	12	22	.545	4	7	.571	12	16	.750	1	5	6	3.8	4	5	3	0	1	40	25.2
LOUISIANA TECH	11/29	*	34	6	19	.316	1	2	.500	9	11	.818	2	3	5	4.0	2	3	4	0	3	22	24.7
UCF	12/3	*	30	0	4	.000	0	1	.000	7	8	.875	2	2	4	4.0	3	3	3	0	1	7	22.1
RHODE ISLAND	12/6	*	17	3	7	.429	1	2	.500	4	6	.667	0	4	4	4.0	0	0	3	0	1	11	20.8
at Arizona	12/9	*	32	6	15	.400	3	6	.500	15	16	.938	0	0	0	3.6	5	2	2	0	0	30	21.8
vs. Mercer	12/19	*	29	6	11	.545	0	3	.000	9	9	1.000	1	2	3	3.5	2	4	2	0	0	21	21.7
TEXAS	12/22	*	32	4	12	.333	0	1	.000	0	0	.000	2	3	5	3.6	1	4	1	0	3	8	20.5
TEXAS A&M*	12/30	*	29	3	12	.250	1	6	.167	9	10	.900	0	3	3	3.6	1	2	3	0	1	16	20.1
at Vanderbilt*	1/2	*	30	8	14	.571	1	2	.500	7	7	1.000	0	3	3	3.5	4	5	2	0	3	24	20.4
at Georgia*	1/6	*	33	9	16	.563	1	3	.333	4	6	.667	0	2	2	3.4	3	3	3	0	1	23	20.6
SOUTH CAROLINA*	1/9	*	22	2	8	.250	1	3	.333	0	1	.000	0	2	2	3.3	3	4	3	0	1	5	19.5
at LSU*	1/13	*	34	4	16	.250	1	5	.200	6	6	1.000	2	5	7	3.6	5	3	9	1	0	15	19.3
AUBURN*	1/17								DNP - INJURED														
MISSISSIPPI STATE*	1/20								DNP - INJURED														
at Ole Miss*	1/23	*	20	2	13	.154	1	3	.333	2	2	1.000	2	0	2	3.5	0	2	0	0	0	7	18.5
OKLAHOMA	1/27	*	32	8	14	.571	1	4	.250	1	2	.500	0	3	3	3.4	3	2	3	0	0	18	18.5
MISSOURI*	1/31	*	33	7	16	.438	3	7	.429	6	10	.600	1	3	4	3.5	4	2	1	0	1	23	18.7
at Florida*	2/3	*	31	7	15	.467	2	5	.400	1	2	.500	2	6	8	3.7	2	6	3	1	2	17	18.7
at Mississippi State*	2/6	*	34	5	16	.313	0	7	.000	8	10	.800	2	3	5	3.8	2	3	0	1	0	18	18.6
TENNESSEE*	2/10	*	24	6	10	.600	1	3	.333	3	4	.750	0	5	5	3.8	1	4	2	0	0	16	18.5
LSU*	2/13	*	22	5	11	.455	2	5	.400	3	6	.500	0	0	0	3.7	4	6	3	0	1	15	18.3
at Kentucky*	2/17	*	29	4	11	.364	0	4	.000	4	4	1.000	0	2	2	3.6	5	3	2	0	0	12	18.1
at Auburn*	2/21	*	32	8	12	.667	2	4	.500	7	8	.875	1	4	5	3.6	1	2	5	0	0	25	18.4
ARKANSAS*	2/24	*	31	3	10	.300	0	5	.000	9	13	.692	0	2	2	3.6	2	6	2	0	1	15	18.2
FLORIDA*	2/27	*	26	5	16	.313	0	1	.000	4	6	.667	1	4	5	3.6	1	3	3	0	0	14	18.1
at Texas A&M*	3/3	*	34	5	12	.417	0	3	.000	13	17	.765	3	1	4	3.6	3	7	2	0	2	23	18.3
vs. Texas A&M	3/8	*	33	9	16	.563	3	6	.500	6	7	.857	1	2	3	3.6	2	5	3	0	1	27	18.6
vs. Auburn	3/9	*	34	10	16	.625	6	8	.750	5	5	1.000	2	5	7	3.7	2	1	6	0	0	31	19.0

\* indicates Southeastern Conference opponent

**SEXTON'S CAREER STATS**

YEAR	GP	GS	MIN	AVG	FG	FGA	PCT	3FG	3FGA	PCT	FT	FTA	PCT	OFF	DEF	TOT	AVG	PF	FO	AST	TO	BLK	STL	PTS	AVG
2017-18	30	29	888	29.6	176	396	.444	42	122	.344	175	225	.778	31	81	112	3.7	72	3	107	79	3	28	569	19.0
<b>TOTAL</b>	<b>30</b>	<b>29</b>	<b>888</b>	<b>29.6</b>	<b>176</b>	<b>396</b>	<b>.444</b>	<b>42</b>	<b>122</b>	<b>.344</b>	<b>175</b>	<b>225</b>	<b>.778</b>	<b>31</b>	<b>81</b>	<b>112</b>	<b>3.7</b>	<b>72</b>	<b>3</b>	<b>107</b>	<b>79</b>	<b>3</b>	<b>28</b>	<b>569</b>	<b>19.0</b>

**SEXTON'S CAREER SEC STATS**

YEAR	GP	GS	MIN	AVG	FG	FGA	PCT	3FG	3FGA	PCT	FT	FTA	PCT	OFF	DEF	TOT	AVG	PF	FO	AST	TO	BLK	STL	PTS	AVG
2017-18	16	15	464	29.0	83	208	.399	16	66	.242	86	112	.768	14	45	59	3.7	41	2	61	43	3	13	268	16.8
<b>TOTAL</b>	<b>16</b>	<b>15</b>	<b>464</b>	<b>29.0</b>	<b>83</b>	<b>208</b>	<b>.399</b>	<b>16</b>	<b>66</b>	<b>.242</b>	<b>86</b>	<b>112</b>	<b>.768</b>	<b>14</b>	<b>45</b>	<b>59</b>	<b>3.7</b>	<b>41</b>	<b>2</b>	<b>61</b>	<b>43</b>	<b>3</b>	<b>13</b>	<b>268</b>	<b>16.8</b>



**3 Alex Reese**

**FRESHMAN**

Forward • 6-9 • 250 • Pelham, Ala.  
Pelham HS

**CAREER HIGHS**

Points	10	2x, last at Kentucky (2/17/18)
Rebounds	9	2x, last vs. Lipscomb (11/14/17)
Assists	3	vs. Memphis (11/10/17)
Steals	4	vs. Memphis (11/10/17)
Blocks	1	6x, last vs. Arkansas (2/24/18)
Minutes	30	vs. Memphis (11/10/17)
Field Goals	4	3x, last at LSU (1/13/18)
FG Att.	9	vs. Memphis (11/10/17)
3-Point FG	2	7x, last vs. Arkansas (2/24/18)
3-Point Att.	7	vs. Memphis (11/10/17)
Free Throws	2	3x, last at Kentucky (2/17/18)
FT Att.	3	vs. Texas (12/22/17)

**2017-18 SEASON HIGHS**

Points	10	2x, last at Kentucky (2/17/18)
Rebounds	9	2x, last vs. Lipscomb (11/14/17)
Assists	3	vs. Memphis (11/10/17)
Steals	4	vs. Memphis (11/10/17)
Blocks	1	6x, last vs. Arkansas (2/24/18)
Minutes	30	vs. Memphis (11/10/17)
Field Goals	4	3x, last at LSU (1/13/18)
FG Att.	9	vs. Memphis (11/10/17)
3-Point FG	2	7x, last vs. Arkansas (2/24/18)
3-Point Att.	7	vs. Memphis (11/10/17)
Free Throws	2	3x, last at Kentucky (2/17/18)
FT Att.	3	vs. Texas (12/22/17)

**MISCELLANEOUS STATS**

CATEGORY	2017-18	CAREER
Double-digit scoring	2	2
20+ point games		
Double-digit rebounding		
Double-doubles		
Led UA in scoring		
Led UA in rebounding	3	3
Led UA in three-pointers	2	2
Led UA in assists		
Led UA in steals	3	3
Led UA in blocks		
5+ assist games		
3+ three-pointers		
3+ steal games	1	1
3+ block games		

**2017-18 (FRESHMAN SEASON)**

- Was a crucial factor in the win against Mercer (12/19) scoring a career-high 10 points off the bench at the Rocket City Classic
- Tied his career-high of 10 points in 15 minutes off the bench, while adding four rebounds, one steal and a block at Kentucky (2/17)
- Led the team in steals (4) while also collecting eight points, nine rebounds and three assists off the bench in the season opener against Memphis (11/10)
- Grabbed a season-high nine rebounds to go with four points in the home opener against Lipscomb (11/14)
- Provided nine points and eight rebounds in 23 minutes off the bench vs. Alabama A&M (11/17)
- Provided a spark off the bench in the come-from-behind win over Louisiana Tech (11/29), playing 14 minutes with two points and three rebounds
- Scored nine points to go along with three rebounds and one steal in 11 minutes off the bench vs. LSU (1/13)
- Scored three points in five minutes off the bench against UCF (12/3)
- Collected three points, two rebounds and one steal in 19 minutes off the bench vs. Texas (12/22)
- Scored seven points while adding three rebounds in the win over No. 17 Auburn (1/17)
- Scored eight points to go along with four rebounds and two steals against Ole Miss (1/23)
- Scored four points and pulled in a rebound against then-No. 15 Tennessee (2/10)
- Put up five points and grabbed two rebounds vs. LSU (2/13)
- Totaled six points, five rebounds and an assist at No. 12 Auburn (2/21)
- Led the team in rebounds (8) while adding two points and an assist vs. Florida (2/27)
- Scored five points to go along with three rebounds at Texas A&M (3/3)
- Played at Pelham High School under head coach Joel Floyd
- Was the No. 2 prospect in the state of Alabama according to ESPN.com
- Ranked No. 58 overall and the No. 8 power forward according to Scout.com
- Was also the 20th-ranked player in the region by Scout.com
- Was selected to play in the 2017 Alabama-Mississippi All-Star Game alongside teammates Herb Jones (Alabama) and Galin Smith (Mississippi)
- Named the AHSAA 6A State Player of the Year and received Alabama Sports Writer's Association Class 6A First Team All-State honors as a senior
- Also received first team all-state honors as a junior after averaging 25.4 points, 10.9 rebounds and a block per game
- Selected to AL.com's first-team All-Birmingham list
- Earned a spot on the USA Basketball Junior National team in 2015
- Was a member of the Class 6A All-State first team and All-Shelby County first team as a sophomore
- Also named to AL.com's 2015 Super All-State second team and was All-Area first team



**REESE'S 2017-18 GAME-BY-GAME STATS**

Opponent	Date	GS	Min	FG	FGA	Pct	3FG	FGA	Pct	FT	FTA	Pct	Off	Def	Tot	Avg	PF	A	TO	Blk	Stl	Pts	Avg
vs. Memphis	11/10	30	3	9	333	2	7	.286	0	0	.000	3	6	9	9.0	3	3	0	0	4	8	8.0	
LIPSCOMB	11/14	16	2	6	333	0	4	.000	0	0	.000	2	7	9	9.0	1	0	0	1	0	4	6.0	
ALABAMA A&M	11/17	23	4	6	667	1	2	.500	0	0	.000	2	6	8	8.7	0	1	5	1	0	9	7.0	
UT ARLINGTON	11/21	3	0	1	.000	0	1	.000	0	0	.000	0	0	0	6.5	0	0	0	0	0	0	5.3	
vs. BYU	11/24	4	0	0	.000	0	0	.000	0	0	.000	0	2	2	5.5	0	0	0	0	0	0	4.4	
vs. Minnesota	11/25	3	0	1	.000	0	1	.000	0	0	.000	0	0	0	4.7	0	0	0	0	0	0	3.5	
LOUISIANA TECH	11/29	14	1	1	1.000	0	0	.000	0	1	1.000	2	1	3	4.4	2	0	2	0	1	2	3.3	
UCF	12/3	5	1	2	500	0	1	.000	1	1	1.000	0	1	1	4.0	0	0	1	0	0	3	3.3	
RHODE ISLAND	12/6							DNP															
at Arizona	12/9							DNP															
vs. Mercer	12/19	18	4	6	667	2	4	.500	0	0	.000	2	0	2	3.8	2	0	0	1	0	10	4.0	
TEXAS	12/22	19	1	5	200	1	3	.333	0	0	.000	1	1	2	3.6	2	0	0	0	1	3	3.9	
TEXAS A&M*	12/30	3	0	0	.000	0	0	.000	0	0	.000	0	1	1	3.4	1	0	0	0	0	0	3.5	
at Vanderbilt*	1/2							DNP															
at Georgia*	1/6	8	0	1	.000	0	1	.000	0	0	.000	0	3	3	3.3	1	0	0	0	0	0	3.3	
SOUTH CAROLINA*	1/9	4	0	3	.000	0	1	.000	0	0	.000	0	0	0	3.1	2	0	0	0	0	0	3.0	
at LSU*	1/13	11	4	6	667	1	3	.333	0	0	.000	1	2	3	3.1	2	0	2	0	1	9	3.4	
AUBURN*	1/17	15	2	7	286	2	5	.400	1	2	.500	1	2	3	3.1	4	0	0	0	0	7	3.7	
MISSISSIPPI STATE*	1/20	12	1	4	250	0	2	.000	0	0	.000	0	2	2	3.0	0	0	0	0	1	2	3.6	
at Ole Miss*	1/23	10	3	7	429	2	6	.333	0	0	.000	2	2	4	3.1	1	0	1	0	2	8	3.8	
OKLAHOMA	1/27	11	1	3	333	1	3	.333	0	0	.000	0	0	0	2.9	0	2	0	1	1	3	3.8	
MISSOURI*	1/31	9	1	3	.333	1	3	.333	2	2	1.000	0	2	2	2.8	0	0	0	0	1	5	3.8	
at Florida*	2/3							DNP															
at Mississippi State*	2/6	1	0	0	.000	0	0	.000	0	0	.000	0	0	0	2.7	0	0	0	0	0	0	3.7	
TENNESSEE*	2/10	12	2	3	667	0	1	.000	0	0	.000	0	1	1	2.6	3	0	1	0	0	4	3.7	
LSU*	2/13	11	1	2	500	1	2	.500	2	2	1.000	0	2	2	2.6	0	0	2	0	0	5	3.7	
at Kentucky*	2/17	15	3	7	429	2	4	.500	2	2	1.000	0	4	4	2.7	3	0	2	1	1	10	4.0	
at Auburn*	2/21	16	2	5	400	2	3	.667	0	0	.000	0	5	5	2.8	0	1	0	0	0	6	4.1	
ARKANSAS*	2/24	15	2	6	333	2	4	.500	0	0	.000	1	0	1	2.7	0	0	1	1	1	6	4.2	
FLORIDA*	2/27	17	1	3	333	0	1	.000	0	0	.000	3	5	8	2.9	1	1	0	0	0	2	4.1	
at Texas A&M*	3/3	14	2	7	286	1	4	.250	0	0	.000	0	3	3	2.9	2	0	2	0	0	5	4.1	
vs. Texas A&M	3/8	5	0	2	.000	0	1	.000	0	0	.000	0	0	0	2.8	0	0	0	0	0	0	4.0	
vs. Auburn	3/9	6	1	1	1.000	0	0	.000	0	0	.000	0	1	1	2.7	0	0	0	0	0	2	3.9	


\* indicates Southeastern Conference opponent

**REESE'S CAREER STATS**

YEAR	GP	GS	MIN	AVG	FG	FGA	PCT	3FG	3FGA	PCT	FT	FTA	PCT	OFF	DEF	TOT	AVG	PF	FO	AST	TO	BLK	STL	PTS	AVG
2017-18	28	0	324	11.6	41	106	.387	21	67	.313	8	10	.800	20	58	78	2.8	30	0	8	19	6	14	111	4.0
<b>TOTAL</b>	<b>28</b>	<b>0</b>	<b>324</b>	<b>11.6</b>	<b>41</b>	<b>106</b>	<b>.387</b>	<b>21</b>	<b>67</b>	<b>.313</b>	<b>8</b>	<b>10</b>	<b>.800</b>	<b>20</b>	<b>58</b>	<b>78</b>	<b>2.8</b>	<b>30</b>	<b>0</b>	<b>8</b>	<b>19</b>	<b>6</b>	<b>14</b>	<b>111</b>	<b>4.0</b>

**REESE'S CAREER SEC STATS**

YEAR	GP	GS	MIN	AVG	FG	FGA	PCT	3FG	3FGA	PCT	FT	FTA	PCT	OFF	DEF	TOT	AVG	PF	FO	AST	TO	BLK	STL	PTS	AVG
2017-18	16	0	173	10.8	24	64	.375	14	40	.350	7	8	.875	8	34	42	2.6	20	0	2	11	2	7	69	4.3
<b>TOTAL</b>	<b>16</b>	<b>0</b>	<b>173</b>	<b>10.8</b>	<b>24</b>	<b>64</b>	<b>.375</b>	<b>14</b>	<b>40</b>	<b>.350</b>	<b>7</b>	<b>8</b>	<b>.875</b>	<b>8</b>	<b>34</b>	<b>42</b>	<b>2.6</b>	<b>20</b>	<b>0</b>	<b>2</b>	<b>11</b>	<b>2</b>	<b>7</b>	<b>69</b>	<b>4.3</b>



**4 Daniel Giddens**

**SOPHOMORE**

Forward/Center • 6-11 • 247 • Mableton, Ga.  
Oak Hill Academy

**CAREER HIGHS**

Points	13	Mississippi State (1/20/18)
Rebounds	9	4x, last vs. Oklahoma (1/27/18)
Assists	1	16x, last vs. LSU (2/13/18)
Steals	4	at Connecticut (12/12/15)
Blocks	6	UT Arlington (11/20/15)
Minutes	28	Penn State (1/25/16)
Field Goals	5	4x, last vs. Mississippi State (1/20/18)
FG Att.	9	Rhode Island (12/6/17)
3-Point FG		
3-Point Att.	1	Michigan State (3/11/16)
Free Throws	3	6x, last vs. Florida (2/27/18)
FT Att.	7	Lipscomb (11/14/17)

**2017-18 SEASON HIGHS**

Points	13	Mississippi State (1/20/18)
Rebounds	9	Oklahoma (1/27/18)
Assists	1	7x, last vs. LSU (2/13/18)
Steals	2	vs. Tennessee (2/10/18)
Blocks	3	4x, last vs. Mississippi State (1/20/18)
Minutes	22	3x, last vs. Mississippi State (1/20/18)
Field Goals	5	4x, last vs. Mississippi State (1/20/18)
FG Att.	9	Rhode Island (12/6/17)
3-Point FG		
3-Point Att.		
Free Throws	3	4x, last vs. Florida (2/27/18)
FT Att.	7	Lipscomb (11/14/17)

**MISCELLANEOUS STATS**

CATEGORY	2017-18	CAREER
Double-digit scoring	5	7
20+ point games		
Double-digit rebounding		
Double-doubles		
Led UA in scoring		
Led UA in rebounding	1	1
Led UA in three-pointers		
Led UA in assists		
Led UA in steals	2	2
Led UA in blocks	8	8
5+ assist games		
3+ three-pointers		
3+ steal games		4
3+ block games	4	12

**2017-18 (SOPHOMORE SEASON)**

- Second on the team in blocked shots per game (1.0)
- Registered a career-high 13 points while leading the team in blocks (3) and adding four rebounds, one steal and one assist vs. Mississippi State (1/20)
- Scored 12 points while totaling six rebounds, two blocks and one steal in the win vs. Rhode Island (12/6)
- Was perfect from the field (5-of-5) to score 11 points, to go along with one rebound, one block and one steal against South Carolina (1/9)
- Totaled 10 points and six rebounds against Texas (12/22)
- Scored eight points to go along with three blocks, one steal and two rebounds in the win against BYU (11/24)
- Grabbed five rebounds to go along with three blocks and three points in the home opener against Lipscomb (11/14)
- Scored four points and made one block in 11 minutes in the win against UT Arlington (11/21)
- Tied for the lead in blocks (4) while scoring four points and grabbing three rebounds vs. UCF (12/3)
- Collected eight points, two rebounds and one block at Arizona (12/9)
- Scored four points while totaling three rebounds and two blocks against Mercer (12/19)
- Blocked two shots and scored two points while grabbing two rebounds vs. then-No. 5 Texas A&M (12/30)
- Totaled five points, one steal and one assist, while pulling down a rebound in 12 minutes off the bench vs. Vanderbilt (1/2)
- Tied his career-high in rebounds (9) while adding four points and two blocks against then-No. 12 Oklahoma (1/27)
- Put up 11 points on 4-of-5 shooting while totaling two rebounds and a steal at Mississippi State (2/6)
- Scored seven point to go along with four rebounds vs. Florida (2/27)
- Sat out the 2016-17 season due to NCAA transfer rules
- Transferred from Ohio State prior to the 2016-17 season
- Received a Student Academic Achievement Award in 2017
- Saw action in 33 contests at Ohio State, while making seven starts
- Averaged 3.8 points, 3.6 rebounds and 1.5 blocks in 18.2 minutes per game
- Improved as the year went on, averaging 5.0 points, 4.0 rebounds and 2.0 blocks a game in the Buckeyes' four postseason contests, including going for a season-high 11 points in a loss to Florida in the second round of the 2016 National Invitation Tournament
- Scored 11 points and grabbed six rebounds in 26 minutes off the bench against Mount St. Mary's (11/15)



**GIDDENS' 2017-18 GAME-BY-GAME STATS**

Opponent	Date	GS	Min	FG	FGA	Pct	3FG	FGA	Pct	FT	FTA	Pct	Off	Def	Tot	Avg	PF	A	TO	Blk	Stl	Pts	Avg
vs. Memphis	11/10	*	5	0	0	.000	0	0	.000	0	0	.000	0	1	1	1.0	4	0	2	0	0	0	0.0
LIPSCOMB	11/14	*	15	1	2	.500	0	0	.000	1	7	.143	0	5	5	3.0	2	0	1	3	1	3	1.5
ALABAMA A&M	11/17	*	15	0	1	.000	0	0	.000	2	2	1.000	0	1	1	2.3	5	1	1	1	0	2	1.7
UT ARLINGTON	11/21	*	11	2	3	.667	0	0	.000	0	0	.000	1	0	1	2.0	1	0	0	1	0	4	2.3
vs. BYU	11/24	*	21	3	4	.750	0	0	.000	2	2	1.000	0	2	2	2.0	1	1	0	3	1	8	3.0
vs. Minnesota	11/25	*	9	0	1	.000	0	0	.000	0	0	.000	1	1	2	2.0	2	1	2	0	0	0	2.8
LOUISIANA TECH	11/29	*	5	0	1	.000	0	0	.000	0	0	.000	0	2	2	2.0	2	0	0	0	0	4	2.4
UCF	12/3	*	9	2	5	.400	0	0	.000	0	1	.000	0	3	3	2.1	3	0	0	4	0	4	2.6
RHODE ISLAND	12/6	*	17	5	9	.556	0	0	.000	2	3	.667	3	3	6	2.6	2	0	2	2	1	12	3.7
at Arizona	12/9	*	19	4	7	.571	0	0	.000	0	0	.000	0	2	2	2.5	4	0	1	1	0	8	4.1
vs. Mercer	12/19	*	8	2	3	.667	0	0	.000	0	1	.000	1	2	3	2.5	4	0	2	2	0	4	4.1
TEXAS	12/22	*	21	5	8	.625	0	0	.000	0	0	.000	2	4	6	2.8	3	0	0	0	0	10	4.6
TEXAS A&M*	12/30	*	15	1	4	.250	0	0	.000	0	0	.000	0	2	2	2.8	1	0	0	2	0	2	4.4
at Vanderbilt*	1/2	*	12	1	2	.500	0	0	.000	3	4	.750	0	1	1	2.6	4	1	0	0	1	5	4.4
at Georgia*	1/6	*	22	0	1	.000	0	0	.000	0	0	.000	0	3	3	2.7	4	1	0	3	1	0	4.1
SOUTH CAROLINA*	1/9	*	22	5	5	1.000	0	0	.000	1	1	1.000	0	1	1	2.6	4	0	1	1	1	11	4.6
at LSU*	1/13	*	8	1	1	1.000	0	0	.000	0	0	.000	2	0	2	2.5	4	0	1	1	0	2	4.4
AUBURN*	1/17	*	13	1	1	1.000	0	0	.000	1	2	.500	0	2	2	2.5	3	0	2	1	0	3	4.3
MISSISSIPPI STATE*	1/20	*	22	5	7	.714	0	0	.000	3	6	.500	3	1	4	2.6	4	1	0	3	1	13	4.8
at Ole Miss*	1/23	*	18	2	4	.500	0	0	.000	2	2	1.000	0	1	1	2.5	4	0	2	0	0	6	4.9
OKLAHOMA	1/27	*	17	2	2	1.000	0	0	.000	0	1	.000	2	7	9	2.8	1	0	3	2	0	4	4.8
MISSOURI*	1/31	*	14	1	3	.333	0	0	.000	1	2	.500	0	0	0	2.7	4	0	2	1	1	3	4.7
at Florida*	2/3	*	7	0	2	.000	0	0	.000	0	0	.000	0	0	0	2.6	1	0	1	0	0	0	4.5
at Mississippi State*	2/6	*	15	4	5	.800	0	0	.000	3	3	1.000	2	0	2	2.5	5	0	1	0	1	11	4.8
TENNESSEE*	2/10	*	14	1	2	.500	0	0	.000	0	0	.000	2	4	6	2.7	4	0	2	0	2	2	4.7
LSU*	2/13	*	13	1	1	1.000	0	0	.000	2	2	1.000	0	4	4	2.7	4	1	0	0	0	4	4.7
at Kentucky*	2/17	*	15	1	1	1.000	0	0	.000	0	1	.000	1	0	1	2.7	2	0	3	0	0	2	4.6
at Auburn*	2/21	*	4	0	1	.000	0	0	.000	0	0	.000	0	1	1	2.6	1	0	1	0	0	0	4.4
ARKANSAS*	2/24	*	12	0	0	.000	0	0	.000	0	0	.000	0	0	0	2.5	1	0	2	1	1	0	4.2
FLORIDA*	2/27	*	11	2	4	.500	0	0	.000	3	5	.600	3	1	4	2.6	1	0	1	0	0	7	4.3
at Texas A&M*	3/3								DNP														
vs. Texas A&M	3/8	*	8	1	3	.333	0	0	.000	0	0	.000	0	1	1	2.5	3	0	0	0	0	2	4.3
vs. Auburn	3/9	*	1	0	0	.000	0	0	.000	0	0	.000	0	0	0	2.4	2	0	0	0	0	0	4.1

\* indicates Southeastern Conference opponent

**GIDDENS' CAREER STATS**

YEAR	GP	GS	MIN	AVG	FG	FGA	PCT	3FG	3FGA	PCT	FT	FTA	PCT	OFF	DEF	TOT	AVG	PF	FO	AST	TO	BLK	STL	PTS	AVG
2015-16*	33	7	599	18.2	51	110	.464	0	1	.000	25	57	.439	49	70	119	3.6	108	3	9	33	50	17	127	3.8
2017-18	32	18	418	13.1	53	93	.570	0	0	.000	26	45	.578	23	55	78	2.4	90	2	7	33	32	12	132	4.1
<b>TOTAL</b>	<b>65</b>	<b>25</b>	<b>1017</b>	<b>15.6</b>	<b>104</b>	<b>203</b>	<b>.512</b>	<b>0</b>	<b>1</b>	<b>.000</b>	<b>51</b>	<b>102</b>	<b>.500</b>	<b>72</b>	<b>125</b>	<b>197</b>	<b>3.0</b>	<b>198</b>	<b>5</b>	<b>16</b>	<b>66</b>	<b>82</b>	<b>29</b>	<b>259</b>	<b>4.0</b>

**GIDDENS' CAREER SEC STATS**

YEAR	GP	GS	MIN	AVG	FG	FGA	PCT	3FG	3FGA	PCT	FT	FTA	PCT	OFF	DEF	TOT	AVG	PF	FO	AST	TO	BLK	STL	PTS	AVG
2017-18	17	11	237	13.9	26	44	.591	0	0	.000	19	28	.679	13	21	34	2.0	51	1	4	19	13	9	71	4.2
<b>TOTAL</b>	<b>17</b>	<b>11</b>	<b>237</b>	<b>13.9</b>	<b>26</b>	<b>44</b>	<b>.591</b>	<b>0</b>	<b>0</b>	<b>.000</b>	<b>19</b>	<b>28</b>	<b>.679</b>	<b>13</b>	<b>21</b>	<b>34</b>	<b>2.0</b>	<b>51</b>	<b>1</b>	<b>4</b>	<b>19</b>	<b>13</b>	<b>9</b>	<b>71</b>	<b>4.2</b>



**5 Avery Johnson Jr.**

**JUNIOR**

Guard • 5-11 • 187 • Houston, Texas  
Plano West HS

**CAREER HIGHS**

Points	23	at South Carolina (2/7/17)
Rebounds	6	at South Carolina (2/7/17)
Assists	6	3x, last vs. Mississippi State (3/9/17)
Steals	3	5x, last at Auburn (2/21/18)
Blocks	1	2x, last vs. Auburn (1/17/18)
Minutes	44	at South Carolina (2/7/17)
Field Goals	9	at South Carolina (2/7/17)
FG Att.	21	at South Carolina (2/7/17)
3-Point FG	5	at South Carolina (2/7/17)
3-Point Att.	10	at South Carolina (2/7/17)
Free Throws	5	vs. Clemson (12/18/16)
FT Att.	6	2X, last vs. Clemson (12/18/16)

**2017-18 SEASON HIGHS**

Points	13	vs. Memphis (11/10/17)
Rebounds	4	Alabama A&M (11/17/17)
Assists	5	Alabama A&M (11/17/17)
Steals	3	2x, last at Auburn (2/21/18)
Blocks	1	vs. Auburn (1/17/18)
Minutes	24	at Auburn (2/21/18)
Field Goals	4	4x, last at Auburn (2/21/18)
FG Att.	8	3x, last vs. Florida (2/27/18)
3-Point FG	2	6x, last at Auburn (2/21/18)
3-Point Att.	5	at Georgia (1/6/18)
Free Throws	4	at Mississippi State (2/6/18)
FT Att.	5	at Mississippi State (2/6/18)

**MISCELLANEOUS STATS**

CATEGORY	2017-18	CAREER
Double-digit scoring	4	14
20+ point games		1
Double-digit rebounding		
Double-doubles		
Led UA in scoring		4
Led UA in rebounding		1
Led UA in three-pointers	5	9
Led UA in assists	1	8
Led UA in steals	5	13
Led UA in blocks		
5+ assist games		3
3+ three-pointers		2
3+ steal games	2	5
3+ block games		

**2017-18 (JUNIOR SEASON)**

- Scored 13 points in 22 minutes off the bench and went 2-for-3 from beyond the arc in the season opener against Memphis (11/10)
- Went 4-of-6 from the floor to total 10 points, while adding two rebounds and two assists in 16 minutes off the bench vs. South Carolina (1/9)
- Put up 10 points while adding two rebounds, two assists and two steals in 21 minutes off the bench at then-No. 23 Florida (2/3)
- Went 3-for-4 from the field to score nine points in the home opener vs. Lipscomb (11/14)
- Provided an offensive spark off the bench in the win against UT Arlington (11/21) scoring eight points in 13 minutes
- Scored three points in 10 minutes off the bench against BYU (11/24)
- Totaled five points in 11 minutes off the bench vs. LSU (1/13)
- Scored two points and grabbed three rebounds while recording one steal in 12 minutes off the bench vs. then-No. 5 Texas A&M (12/30)
- Led the team in three-pointers made (2-of-3) to total six points, while adding two rebounds against Vanderbilt (1/2)
- Scored eight points while adding a team-high two steals in 22 minutes off the bench vs. Georgia (1/6)
- Went 4-of-5 from the free-throw line to total nine points, while adding two rebounds at Mississippi State (2/6)
- Put up 10 points to go along with two rebounds, two assists and three steals at No. 12 Auburn (2/21)
- Named the team's Most Improved Player in 2016-17
- Saw action in 34 games making six starts
- Ranked fifth on team in scoring (6.9 ppg) and three-point field goal percentage (.311), while also ranking second in free throw percentage (.762)
- Established career highs in points (23), rebounds (6), assists (6), minutes (44), field goals made (9) and attempted (21) and threes made (5) and attempted (10), in Alabama's 40T win over South Carolina (2/7)
- Led Alabama in scoring with 17 points and matched his career-high three steals against Clemson (12/18)
- Led the team in scoring (13 pts) and matched his career highs in rebounds (5) and field goals made (5) in Alabama's win over Mississippi State (1/3)
- Had one of his best all around games in the 2017 SEC Tournament opening win against Mississippi State (3/9), finishing with 10 points, six assists and a career-high tying five rebounds



**JOHNSON'S 2017-18 GAME-BY-GAME STATS**

Opponent	Date	GS	Min	FG	FGA	Pct	3FG	FGA	Pct	FT	FTA	Pct	Off	Def	Tot	Avg	PF	A	TO	Blk	Stl	Pts	Avg
vs. Memphis	11/10	22	4	6	.667	2	3	.667	3	4	.750	2	2	2	2.0	2	0	2	0	0	0	13	13.0
LIPSCOMB	11/14	20	3	4	.750	1	1	1.000	2	2	1.000	0	0	0	1.0	1	1	0	0	3	9	11.0	
ALABAMA A&M	11/17	18	0	4	.000	0	2	.000	0	0	.000	0	4	4	2.0	3	5	0	0	2	0	7.3	
UT ARLINGTON	11/21	13	3	7	.429	2	4	.500	0	0	.000	0	1	1	1.8	1	1	1	0	0	8	7.5	
vs. BYU	11/24	10	1	3	.333	1	1	1.000	0	0	.000	0	0	0	1.3	4	0	0	0	0	3	6.4	
vs. Minnesota	11/25	7	1	1	1.000	0	1	.000	0	2	.000	1	1	2	1.5	0	0	1	0	0	2	5.8	
LOUISIANA TECH	11/29	17	1	4	.250	0	2	.000	0	0	.000	0	1	1	1.4	1	1	1	0	1	2	5.3	
UCF	12/3	12	1	3	.333	0	1	.000	0	0	.000	0	0	0	1.3	2	0	0	0	0	2	4.9	
RHODE ISLAND	12/6	13	1	4	.250	0	0	.000	2	2	1.000	0	0	0	1.1	3	0	2	0	1	4	4.8	
at Arizona	12/9	7	0	2	.000	0	1	.000	0	0	.000	0	0	0	1.0	1	1	0	0	0	0	4.3	
vs. Mercer	12/19	12	1	6	.167	0	4	.000	0	0	.000	1	0	1	1.0	1	0	0	0	0	2	4.1	
TEXAS	12/22	9	1	3	.333	0	1	.000	0	0	.000	0	1	1	1.0	1	0	0	0	0	2	3.9	
TEXAS A&M*	12/30	12	0	3	.000	0	1	.000	2	2	1.000	1	2	3	1.2	2	0	1	0	1	2	3.8	
at Vanderbilt*	1/2	19	2	4	.500	2	3	.667	0	0	.000	0	2	2	1.2	1	0	1	0	0	6	3.9	
at Georgia*	1/6	22	2	7	.286	2	5	.400	2	2	1.000	0	1	1	1.2	2	1	1	0	2	8	4.2	
SOUTH CAROLINA*	1/9	16	4	6	.667	2	4	.500	0	0	.000	0	2	2	1.3	1	2	0	0	0	10	4.6	
at LSU*	1/13	11	1	4	.250	1	3	.333	2	2	1.000	0	0	0	1.2	2	0	0	0	0	5	4.6	
AUBURN*	1/17	15	1	4	.250	0	3	.000	0	0	.000	0	1	1	1.2	3	1	1	1	0	2	4.4	
MISSISSIPPI STATE*	1/20	16	2	3	.667	1	2	.500	0	0	.000	0	1	1	1.2	1	0	1	0	0	5	4.4	
at Ole Miss*	1/23	23	1	5	.200	0	3	.000	0	0	.000	0	1	1	1.2	2	1	0	0	0	2	4.3	
OKLAHOMA	1/27	8	1	2	.500	0	1	.000	2	2	1.000	0	0	0	1.1	0	0	1	0	0	4	4.3	
MISSOURI*	1/31	7	1	3	.333	0	1	.000	0	0	.000	0	0	0	1.0	0	0	0	0	0	2	4.2	
at Florida*	2/3	21	4	8	.500	1	2	.500	1	3	.333	2	2	2	1.1	1	2	0	0	0	2	10	4.6
at Mississippi State*	2/6	15	2	3	.667	1	2	.500	4	5	.800	1	1	2	1.1	3	0	0	0	0	9	4.7	
TENNESSEE*	2/10	16	0	4	.000	0	1	.000	0	0	.000	0	1	1	1.2	3	1	2	0	0	2	4.6	
LSU*	2/13	15	0	2	.000	0	1	.000	2	2	1.000	0	0	0	1.1	2	2	1	0	0	2	4.5	
at Kentucky*	2/17	9	1	2	.500	0	0	.000	0	0	.000	0	0	0	1.1	0	2	0	0	0	2	4.5	
at Auburn*	2/21	24	4	8	.500	2	4	.500	0	0	.000	0	2	2	1.1	5	2	1	0	0	3	10	4.7
ARKANSAS*	2/24	10	1	4	.250	1	2	.500	2	2	1.00	1	1	2	1.1	1	1	0	0	0	5	4.6	
FLORIDA*	2/27	20	1	8	.125	0	1	.000	2	3	.667	2	1	3	1.2	1	0	0	0	0	4	4.6	
at Texas A&M*	3/3	9	0	2	.000	0	2	.000	0	0	.000	0	1	1	1.2	3	1	0	0	0	0	4.4	
vs. Texas A&M	3/8	7	0	1	.000	0	0	.000	0	0	.000	0	0	0	1.2	1	0	0	0	1	0	4.3	
vs. Auburn	3/9	6	0	2	.000	0	1	.000	0	0	.000	0	0	0	1.1	0	0	1	0	0	0	4.2	

\* indicates Southeastern Conference opponent

**JOHNSON'S CAREER STATS**

YEAR	GP	GS	MIN	AVG	FG	FGA	PCT	3FG	3FGA	PCT	FT	FTA	PCT	OFF	DEF	TOT	AVG	PF	FO	AST	TO	BLK	STL	PTS	AVG
2014-15*	13	0	56	4.3	7	20	.350	1	6	.167	3	5	.600	0	3	3	0.2	8	0	1	2	0	0	18	1.4
2016-17	34	6	657	19.3	84	254	.331	33	106	.311	32	42	.762	11	46	57	1.7	58	0	49	36	1	25	233	6.9
2017-18	33	0	461	14.0	45	132	.341	19	62	.306	28	35	.800	12	25	37	1.1	54	1	25	18	1	16	137	4.2
<b>TOTAL</b>	<b>80</b>	<b>6</b>	<b>1174</b>	<b>14.7</b>	<b>136</b>	<b>406</b>	<b>.335</b>	<b>53</b>	<b>174</b>	<b>.305</b>	<b>63</b>	<b>82</b>	<b>.768</b>	<b>23</b>	<b>74</b>	<b>97</b>	<b>1.2</b>	<b>120</b>	<b>1</b>	<b>75</b>	<b>56</b>	<b>2</b>	<b>41</b>	<b>388</b>	<b>4.9</b>

**JOHNSON'S CAREER SEC STATS**

YEAR	GP	GS	MIN	AVG	FG	FGA	PCT	3FG	3FGA	PCT	FT	FTA	PCT	OFF	DEF	TOT	AVG	PF	FO	AST	TO	BLK	STL	PTS	AVG
2014-15*	4	0	6	1.5	0	0	.000	0	0	.000	1	2	.500	0	0	0	0.0	2	0	1	0	0	0	1	0.3
2016-17	18	4	358	19.9	43	149	.289	18	63	.286	14	19	.737	7	22	29	1.6	26	0	17	19	0	13	118	6.6
2017-18	18	0	280	15.6	27	80	.338	13	40	.325	19	23	.826	8	17	25	1.4	33	1	16	9	1	8	86	4.8
<b>TOTAL</b>	<b>40</b>	<b>4</b>	<b>644</b>	<b>16.1</b>	<b>70</b>	<b>229</b>	<b>.306</b>	<b>31</b>	<b>103</b>	<b>.301</b>	<b>34</b>	<b>44</b>	<b>.773</b>	<b>15</b>	<b>39</b>	<b>53</b>	<b>1.3</b>	<b>61</b>	<b>1</b>	<b>34</b>	<b>28</b>	<b>1</b>	<b>21</b>	<b>205</b>	<b>5.1</b>







**12 Dazon Ingram**

**SOPHOMORE**

Guard • 6-5 • 207 • Theodore, Ala.  
Theodore HS

**CAREER HIGHS**

Points	22	2x, last vs. Louisiana Tech (11/29/17)
Rebounds	14	Rhode Island (12/6/17)
Assists	7	2x, last at LSU (1/14/17)
Steals	5	Auburn (2/4/17)
Blocks	3	at Vanderbilt (1/2/18)
Minutes	37	2x, last vs. Rhode Island (12/6/17)
Field Goals	9	Ole Miss (3/1/17)
FG Att.	12	5x, last vs. Texas A&M (3/8/18)
3-Point FG	3	2x, last at Missouri (2/15/17)
3-Point Att.	6	Texas A&M (12/30/17)
Free Throws	13	Louisiana Tech (11/29/17)
FT Att.	17	Louisiana Tech (11/29/17)

**2017-18 SEASON HIGHS**

Points	22	Louisiana Tech (11/29/17)
Rebounds	14	Rhode Island (12/6/17)
Assists	6	2x, last vs. Mississippi State (1/20/18)
Steals	3	2x, last vs. LSU (1/13/18)
Blocks	3	at Vanderbilt (1/2/18)
Minutes	37	Rhode Island (12/6/17)
Field Goals	6	Lipscomb (11/14/17)
FG Att.	12	2x, last vs. Texas A&M (3/8/18)
3-Point FG	2	3x, at Texas A&M (3/3/18)
3-Point Att.	6	Texas A&M (12/30/17)
Free Throws	13	Louisiana Tech (11/29/17)
FT Att.	17	Louisiana Tech (11/29/17)

**MISCELLANEOUS STATS**

CATEGORY	2017-18	CAREER
Double-digit scoring	15	36
20+ point games	2	3
Double-digit rebounding	2	4
Double-doubles	2	4
Led UA in scoring	1	10
Led UA in rebounding	10	10
Led UA in three-pointers	3	8
Led UA in assists	11	32
Led UA in steals	6	20
Led UA in blocks	2	7
5+ assist games	6	15
3+ three-pointers	2	2
3+ steal games	2	5
3+ block games	1	1

**2017-18 (SOPHOMORE SEASON)**

- Ranks second on the team in assists (2.7) and rebounds (5.7) per game
- Matched his career high and tied for the team lead with 22 points against Louisiana Tech (11/29)
- Also led the team in rebounds against the Bulldogs with nine
- Went 11-for-15 from the free-throw line to collect 20 points, his second career 20-point game, along with five assists and five rebounds in the season opener against Memphis (11/10)
- Recorded a double-double with 10 points and a career-high 14 rebounds while delivering two assists in the win against URI (12/6)
- Registered his second double-double of the season by leading the team in four categories including points (18), rebounds (10), assists (3) and steals (3), while adding one block at LSU (1/13)
- Went 10-of-13 from the free throw line to total 16 points while adding three rebounds, two assists and two steals vs. No. 17 Auburn (1/17)
- Was one of four players to score in double digits, collecting 13 points on 6-for-8 shooting from the field, while collecting a season-best seven rebounds and matched season-high with five assists vs. Lipscomb (11/14)
- Led Alabama on the boards in its win in the SEC tournament vs. Texas A&M, collecting nine rebounds to go along with 13 points, three assists and a pair of steals (3/8)
- Collected 10 points and six rebounds while totaling four assists in the win against Alabama A&M (11/17)
- Dropped 13 points to go along with three assists and three rebounds vs. BYU (11/24)
- Recorded season-highs in assists (6) and steals (2) while totaling 10 points and seven rebounds at Arizona (12/9)
- Led the team in rebounds (8) and went 5-of-6 from the free throw line to total 11 points in the win against Mercer (12/19)
- Led UA in rebounds (8) while totaling six points and three assists vs. Texas (12/22)
- Led the team in assists (3) and steals (3) while scoring 16 points and snatching six rebounds vs. then-No. 5 Texas A&M (12/30)
- Scored 13 points while adding two rebounds, two assists, two blocks and a steal vs. Arkansas (2/24)
- Recorded a career-high three blocks and led the team in rebounds (6), while adding nine points and two assists vs. Vanderbilt (1/2)
- Led the team in rebounds (8) and assists (6) while adding seven points vs. Mississippi State (1/20)
- Scored 10 points while leading the team in rebounds (8) and assists (5) vs. Ole Miss (1/23)
- Totaled eight points, three rebounds and one steal while leading the team in assists (3) vs. then-No. 12 Oklahoma (1/27)
- Scored 10 points while adding four rebounds one assists, one block and one steal vs. Missouri (1/31)
- Totaled eight points, seven rebounds, one assists and one steal at then-No. 23 Florida (2/3)
- Scored nine points while totaling three rebounds and two assists at Kentucky (2/17)
- Put up eight points to go along with five rebounds and two steals vs. Florida (2/27)
- Collected eight points, four rebound and two assists at Texas A&M (3/3)
- Chipped in 14 points, seven rebounds and a game-best five assists in the SEC tournament quarterfinal win over Auburn (3/9)



**INGRAM'S 2017-18 GAME-BY-GAME STATS**

Opponent	Date	GS	Min	FG	FGA	Pct	3FG	FGA	Pct	FT	FTA	Pct	Off	Def	Tot	Avg	PF	A	TO	Blk	Stl	Pts	Avg
vs. Memphis	11/10	*	33	4	10	.400	1	3	.333	11	15	.733	0	5	5	5.0	4	5	3	0	1	20	20.0
LIPSCOMB	11/14	*	27	6	8	.750	0	0	.000	1	3	.333	0	7	7	6.0	2	5	4	1	1	13	16.5
ALABAMA A&M	11/17	*	22	4	6	.667	1	2	.500	1	3	.333	1	5	6	6.0	3	4	3	1	1	10	14.3
UT ARLINGTON	11/21	*	29	1	4	.250	0	1	.000	4	8	.500	1	3	4	5.5	1	1	2	1	1	6	12.3
vs. BYU	11/24	*	31	5	9	.556	0	2	.000	3	4	.750	1	2	3	4.8	2	3	1	0	0	13	12.4
vs. Minnesota	11/25	*	25	2	5	.400	0	1	.000	0	1	.000	0	2	2	4.5	5	3	2	1	1	4	11.0
LOUISIANA TECH	11/29	*	32	4	7	.571	1	1	1.000	13	17	.765	1	8	9	5.1	2	0	3	0	0	22	12.6
UCF	12/3	*	33	2	6	.333	0	0	.000	2	2	1.000	2	5	7	5.4	3	4	3	0	0	6	11.8
RHODE ISLAND	12/6	*	37	2	6	.333	0	1	.000	6	11	.545	3	10	14	6.3	3	2	4	0	0	10	11.6
at Arizona	12/9	*	34	2	10	.200	1	2	.500	5	6	.833	0	7	7	6.4	4	6	0	0	2	10	11.4
vs. Mercer	12/19	*	30	3	10	.300	0	4	.000	5	6	.833	3	5	8	6.5	5	1	2	0	2	11	11.4
TEXAS	12/22	*	34	2	8	.250	0	1	.000	2	2	1.000	0	8	8	6.7	0	3	2	0	1	6	10.9
TEXAS A&M*	12/30	*	30	5	12	.417	1	6	.167	5	6	.833	0	6	6	6.6	3	3	3	0	3	16	11.3
at Vanderbilt*	1/2	*	29	2	4	.500	0	1	.000	5	6	.833	0	6	6	6.6	1	2	3	0	0	9	11.1
at Georgia*	1/6																						
SOUTH CAROLINA*	1/9		17	1	4	.250	0	1	.000	2	2	1.000	0	3	3	6.3	1	2	1	0	0	4	10.7
at LSU*	1/13	*	32	4	5	.800	0	1	.000	10	10	1.000	0	10	10	6.6	2	3	1	1	3	18	11.1
AUBURN*	1/17	*	35	3	10	.300	0	1	.000	10	13	.769	0	3	3	6.4	3	2	5	0	2	16	11.4
MISSISSIPPI STATE*	1/20	*	29	0	2	.000	0	0	.000	7	10	.700	1	7	8	6.4	4	6	3	0	1	7	11.2
at Ole Miss*	1/23	*	26	3	8	.375	0	2	.000	4	4	1.000	2	6	8	6.5	3	5	2	0	0	10	11.1
OKLAHOMA	1/27	*	25	2	4	.500	1	1	1.000	3	4	.750	0	3	3	6.4	3	3	1	0	1	8	11.0
MISSOURI*	1/31	*	33	3	6	.500	1	2	.500	3	5	.600	0	4	4	6.2	3	1	0	1	1	10	10.9
at Florida*	2/3	*	32	4	7	.571	0	1	.000	0	3	.000	0	7	7	6.3	1	1	4	0	1	8	10.8
at Mississippi State*	2/6	*	12	0	1	.000	0	0	.000	0	0	.000	0	1	1	6.0	2	0	4	0	0	0	10.3
TENNESSEE*	2/10	*	25	3	5	.600	0	1	.000	0	0	.000	0	4	4	6.0	2	2	1	0	1	6	10.1
LSU*	2/13	*	25	2	5	.400	2	3	.667	1	2	.500	0	2	2	5.8	0	3	0	0	0	7	10.0
at Kentucky*	2/17	*	33	4	7	.571	1	2	.500	0	0	.000	2	1	3	5.7	3	2	1	0	0	9	10.0
at Auburn*	2/21	*	28	2	5	.400	1	3	.333	4	6	.667	1	5	6	5.7	4	2	2	0	1	9	9.9
ARKANSAS*	2/24	*	30	4	7	.571	2	5	.400	3	4	.750	0	2	2	5.6	4	2	3	2	1	13	10.0
FLORIDA*	2/27	*	26	3	6	.500	1	4	.250	1	2	.500	2	3	5	5.6	2	0	3	0	2	8	10.0
at Texas A&M*	3/3	*	27	3	8	.375	2	5	.400	0	0	.000	3	1	4	5.5	5	2	1	0	0	8	9.9
vs. Texas A&M	3/8	*	29	5	12	.417	1	3	.333	2	5	.400	4	5	9	5.6	3	3	4	0	2	13	10.0
vs. Auburn	3/9	*	32	4	7	.571	1	2	.500	5	8	.625	1	6	7	5.7	4	5	3	0	0	14	10.1

\* indicates Southeastern Conference opponent

**INGRAM'S CAREER STATS**

YEAR	GP	GS	MIN	AVG	FG	FGA	PCT	3FG	3FGA	PCT	FT	FTA	PCT	OFF	DEF	TOT	AVG	PF	FO	AST	TO	BLK	STL	PTS	AVG
2015-16	7	7	179	25.6	20	37	.541	1	2	.500	13	22	.591	6	35	41	5.9	24	2	23	24	3	8	54	7.7
2016-17	34	34	934	27.5	118	227	.520	21	49	.429	103	156	.660	35	117	152	4.5	89	4	113	85	8	30	360	10.6
2017-18	32	30	922	28.8	94	214	.439	18	62	.290	118	168	.702	28	153	181	5.7	87	3	86	73	11	29	324	10.1
<b>TOTAL</b>	<b>73</b>	<b>71</b>	<b>2035</b>	<b>27.9</b>	<b>232</b>	<b>478</b>	<b>.485</b>	<b>40</b>	<b>113</b>	<b>.354</b>	<b>234</b>	<b>346</b>	<b>.676</b>	<b>69</b>	<b>305</b>	<b>374</b>	<b>5.1</b>	<b>200</b>	<b>9</b>	<b>222</b>	<b>182</b>	<b>22</b>	<b>67</b>	<b>738</b>	<b>10.1</b>

**INGRAM'S CAREER SEC STATS**

YEAR	GP	GS	MIN	AVG	FG	FGA	PCT	3FG	3FGA	PCT	FT	FTA	PCT	OFF	DEF	TOT	AVG	PF	FO	AST	TO	BLK	STL	PTS	AVG
2015-16																									
2016-17	18	18	497	27.6	58	118	.492	13	26	.500	63	97	.649	17	63	80	4.4	50	3	55	55	4	16	192	10.7
2017-18	17	16	469	27.6	46	102	.451	11	38	.289	55	73	.753	11	71	82	4.8	43	1	38	36	7	16	158	9.3
<b>TOTAL</b>	<b>35</b>	<b>34</b>	<b>966</b>	<b>27.6</b>	<b>104</b>	<b>220</b>	<b>.473</b>	<b>24</b>	<b>64</b>	<b>.375</b>	<b>118</b>	<b>170</b>	<b>.694</b>	<b>28</b>	<b>134</b>	<b>162</b>	<b>4.6</b>	<b>93</b>	<b>4</b>	<b>93</b>	<b>91</b>	<b>11</b>	<b>32</b>	<b>350</b>	<b>10.0</b>



**22 Ar'Mond Davis**

**SENIOR**

Guard • 6-6 • 202 • Tacoma, Wash.  
Foss HS

**CAREER HIGHS**

Points	19	at South Carolina (2/7/17)
Rebounds	5	Georgia (2/23/17)
Assists	1	4X, last vs. Richmond (3/14/17)
Steals	2	2X, last at Texas A&M (2/25/17)
Blocks	2	at Arkansas (2/1/17)
Minutes	38	at South Carolina (2/7/17)
Field Goals	7	Georgia (2/23/17)
FG Att.	18	Georgia (2/23/17)
3-Point FG	5	Ball State (11/18/16)
3-Point Att.	9	Georgia (2/23/17)
Free Throws	6	at Arkansas (2/1/17)
FT Att.	6	2X, last at South Carolina (2/7/17)

**2017-18 SEASON HIGHS**

Points	
Rebounds	
Assists	
Steals	
Blocks	
Minutes	
Field Goals	
FG Att.	
3-Point FG	
3-Point Att.	
Free Throws	
FT Att.	

**MISCELLANEOUS STATS**

CATEGORY	2017-18	CAREER
Double-digit scoring		10
20+ point games		
Double-digit rebounding		
Double-doubles		
Led UA in scoring	3	
Led UA in rebounding		
Led UA in three-pointers	7	
Led UA in assists		
Led UA in steals	5	
Led UA in blocks	1	
5+ assist games		
3+ three-pointers	5	
3+ steal games		
3+ block games		

**2017-18 (SENIOR SEASON)**

- Sidelined and has yet to see any action
- Played in 32 contests in 2016-17 season
- Ranked fourth on the team in made three-pointers (32) and was third in threes attempted (129)
- Was fifth on the team in scoring (6.9 ppg)
- Finished the year with 10 double-figure scoring contests on the season
- Collected career-highs in scoring (19 pts), minutes played (38), field goals (6), field goals attempted (12), and free throws attempted (6) in Alabama's 40T victory over South Carolina (2/7)
- Recorded 15 points in the Tide's win over LSU (2/18)
- Established new career-highs in rebounds (5), made field goals (7), field goals attempted (18) and three-pointers attempted (9), while leading Alabama in scoring (17 pts) against Georgia (2/23)
- Registered 17 points on 6-of-11 shooting from the floor and five treys in the Tide's victory over Ball State (11/18)
- Provided a second half spark to lead a come-from-behind win over Vanderbilt (1/7), scoring 12 points on three treys in just 14 minutes of action – all coming in the final 20 minutes of play
- Finished with 11 points while recording two steals at Texas A&M (2/25)
- Led Alabama in blocks (2), while registering a career-high in free-throws made (6) and attempted (6) to finish with 10 points at Arkansas (2/1)
- Reached double figures with 10 points against No. 23 Florida (1/10)
- Scored 10 points in 14 minutes of play in the win over Charleston Southern (11/29)
- Reached double figures with 10 points against Oregon (12/11)
- Recorded seven points in seven minutes of play against Dayton (11/15)
- Scored his first career points (3) at Alabama in the Crimson Tide's season opener against Coastal Carolina (11/11)
- Tallied his first career assist at Alabama in the Tide's win over Saint Louis (11/23)



**DAVIS' 2017-18 GAME-BY-GAME STATS**

Opponent	Date	GS	Min	FG	FGA	Pct	3FG	FGA	Pct	FT	FTA	Pct	Off	Def	Tot	Avg	PF	A	TO	Blk	Stl	Pts	Avg
vs. Memphis	11/10																						
LIPSCOMB	11/14																						
ALABAMA A&M	11/17																						
UT ARLINGTON	11/21																						
vs. BYU	11/24																						
vs. Minnesota	11/25																						
LOUISIANA TECH	11/29																						
UCF	12/3																						
RHODE ISLAND	12/6																						
at Arizona	12/9																						
vs. Mercer	12/19																						
TEXAS	12/22																						
TEXAS A&M*	12/30																						
at Vanderbilt*	1/2																						
at Georgia*	1/6																						
SOUTH CAROLINA*	1/9																						
at LSU*	1/13																						
AUBURN*	1/17																						
MISSISSIPPI STATE*	1/20																						
at Ole Miss*	1/23																						
OKLAHOMA	1/27																						
MISSOURI*	1/31																						
at Florida*	2/3																						
at Mississippi State*	2/6																						
TENNESSEE*	2/10																						
LSU*	2/13																						
at Kentucky*	2/17																						
at Auburn*	2/21																						
ARKANSAS*	2/24																						
FLORIDA*	2/27																						
at Texas A&M*	3/3																						
vs. Texas A&M	3/8																						
vs. Auburn	3/9																						

\* indicates Southeastern Conference opponent

**DAVIS' CAREER STATS**

YEAR	GP	GS	MIN	AVG	FG	FGA	PCT	3FG	3FGA	PCT	FT	FTA	PCT	OFF	DEF	TOT	AVG	PF	FO	AST	TO	BLK	STL	PTS	AVG
2016-17	32	0	440	13.8	67	202	.332	32	120	.267	27	33	.818	7	40	47	1.5	22	0	4	20	2	13	193	6.0
2017-18	0	0	0	0.0	0	0	.000	0	0	.000	0	0	.000	0	0	0	0.0	0	0	0	0	0	0	0	0.0
<b>TOTAL</b>	<b>32</b>	<b>0</b>	<b>440</b>	<b>13.8</b>	<b>67</b>	<b>202</b>	<b>.332</b>	<b>32</b>	<b>120</b>	<b>.267</b>	<b>27</b>	<b>33</b>	<b>.818</b>	<b>7</b>	<b>40</b>	<b>47</b>	<b>1.5</b>	<b>22</b>	<b>0</b>	<b>4</b>	<b>20</b>	<b>2</b>	<b>13</b>	<b>193</b>	<b>6.0</b>

**DAVIS' CAREER SEC STATS**

YEAR	GP	GS	MIN	AVG	FG	FGA	PCT	3FG	3FGA	PCT	FT	FTA	PCT	OFF	DEF	TOT	AVG	PF	FO	AST	TO	BLK	STL	PTS	AVG
2016-17	16	0	238	14.9	39	108	.361	19	65	.292	17	21	.810	5	18	23	1.4	16	0	0	9	2	7	114	7.1
2017-18	0	0	0	0.0	0	0	.000	0	0	.000	0	0	.000	0	0	0	0.0	0	0	0	0	0	0	0	0.0
<b>TOTAL</b>	<b>16</b>	<b>0</b>	<b>238</b>	<b>14.9</b>	<b>39</b>	<b>108</b>	<b>.361</b>	<b>19</b>	<b>65</b>	<b>.292</b>	<b>17</b>	<b>21</b>	<b>.810</b>	<b>5</b>	<b>18</b>	<b>23</b>	<b>1.4</b>	<b>16</b>	<b>0</b>	<b>0</b>	<b>9</b>	<b>2</b>	<b>7</b>	<b>114</b>	<b>7.1</b>



**23 John Petty**

**FRESHMAN**

Guard • 6-5 • 195 • Huntsville, Ala.  
Mae Jemison HS

**CAREER HIGHS**

Points	30	Alabama A&M (11/17/17)
Rebounds	8	at Texas A&M (3/3/18)
Assists	4	5x, last at Auburn (2/21/18)
Steals	2	vs. BYU (11/24/17)
Blocks	2	2x, last vs. Tennessee (2/10/18)
Minutes	37	at Texas A&M (3/3/18)
Field Goals	10	Alabama A&M (11/17/17)
FG Att.	14	3x, last vs. Auburn (1/17/18)
3-Point FG	10	Alabama A&M (11/17/17)
3-Point Att.	13	2x, last vs. Auburn (1/17/18)
Free Throws	4	at Kentucky (2/17/18)
FT Att.	5	Rhode Island (12/6/17)

**2017-18 SEASON HIGHS**

Points	30	Alabama A&M (11/17/17)
Rebounds	8	at Texas A&M (3/3/18)
Assists	4	5x, last at Auburn (2/21/18)
Steals	2	vs. BYU (11/24/17)
Blocks	2	2x, last vs. Tennessee (2/10/18)
Minutes	37	at Texas A&M (3/3/18)
Field Goals	10	Alabama A&M (11/17/17)
FG Att.	14	3x, last vs. Auburn (1/17/18)
3-Point FG	10	Alabama A&M (11/17/17)
3-Point Att.	13	2x, last vs. Auburn (1/17/18)
Free Throws	4	at Kentucky (2/17/18)
FT Att.	5	Rhode Island (12/6/17)

**MISCELLANEOUS STATS**

CATEGORY	2017-18	CAREER
Double-digit scoring	16	16
20+ point games	2	2
Double-digit rebounding		
Double-doubles		
Led UA in scoring	6	6
Led UA in rebounding	1	1
Led UA in three-pointers	21	21
Led UA in assists	6	6
Led UA in steals	2	2
Led UA in blocks	1	1
5+ assist games		
3+ three-pointers	13	13
3+ steal games		
3+ block games		

**2017-18 (FRESHMAN SEASON)**

- Ranks fifth in the league in three-pointers made (78) and is sixth in threes made per game (2.4)
- A two-time SEC freshman of the week (Nov. 20 and Jan. 1), to become the first UA player to achieve the feat since JaMychal Green in 2009
- Set a new school record by knocking down 10 three-pointers to total a team-high 30 points against Alabama A&M (11/17)
- Petty's 10 three-pointers tied for fourth all-time in Southeastern Conference history while his percentage (76.9, 10-of-13) was the highest in league history by any player who has made at least 10 threes in a game
- Drilled 8-of-13 three pointers from beyond the arc to score a game-high 27 points while adding two assists and a rebound vs. No. 17 Auburn (1/17)
- Made his first collegiate start in the season opener against Memphis (11/10) and finished with 11 points – all coming in the second half – in 29 minutes
- Was one of four players to score in double digits, totaling 14 points, while adding three assists and six rebounds in the home opener against Lipscomb (11/14)
- Shot 4-of-7 from deep to reach double digits (16 points) in 34 minutes in the win against BYU (11/24)
- Led the team in assists (4) and reached double figures with 12 points in the win against Rhode Island (12/6)
- Dropped 18 points to go along with four rebounds, three assists, one block and one steal vs. Mercer (12/19)
- Scored a team-high 14 points to go along with two rebounds and one assist against Texas (12/22)
- Scored a team-high 18 points on 5-of-9 shooting from beyond the arc to go along with three assists, two blocks and four rebounds against then-No. 5 Texas A&M (12/30)
- Led the team with 15 points to go along with four rebounds, three assists and one steal vs. South Carolina (1/9)
- Scored nine points while adding four rebounds, four assists and a steal against Mississippi State (1/20)
- Scored 14 points on 3-of-4 shooting from beyond the arc while totaling two rebounds, four assists and two blocks vs. then-No. 15 Tennessee (2/10)
- Went 3-of-3 from beyond the arc to total 11 points, while adding five rebounds and an assists against LSU (2/13)
- Put up 13 points while adding one rebound, three assists and a steal at Kentucky (2/17)
- Went 4-of-6 from beyond three-point range to total 14 points while adding three rebounds vs. Arkansas (2/24)
- Pulled down a season-high of eight rebounds to go along with seven points, one assist, one block and a steal at Texas A&M (3/3)
- A consensus five-star recruit and a top-30 player in the nation
- Named Mr. Basketball for the state of Alabama in both 2016 and 2017, just the third person in the award's history to win it twice
- The top player in the state, the No. 3 shooting guard in the southern region and top shooting guard in Alabama according to Scout.com
- Listed at No. 21 in the ESPN.com Top 100 prospects
- Two-time Gatorade Alabama Player of the Year and named Huntsville Region Player of the Year in 2016 and 2017
- Won three consecutive state championships while taking home state tournament MVP honors for three straight seasons
- Selected to play in 2017 Jordan Brand Classic National All-Star Game alongside teammate Collin Sexton



**PETTY'S 2017-18 GAME-BY-GAME STATS**

Opponent	Date	GS	Min	FG	FGA	Pct	3FG	FGA	Pct	FT	FTA	Pct	Off	Def	Tot	Avg	PF	A	TO	Blk	Stl	Pts	Avg
vs. Memphis	11/10	*	29	4	14	.289	3	10	.300	0	0	.000	1	0	1	1.0	3	2	0	0	0	11	11.0
LIPSCOMB	11/14	*	33	6	11	.545	2	7	.286	0	2	.000	0	6	6	3.5	0	3	3	0	0	14	12.5
ALABAMA A&M	11/17	*	26	10	13	.769	10	13	.769	0	0	.000	0	4	4	3.7	0	1	4	0	0	30	18.3
UT ARLINGTON	11/21	*	32	3	11	.273	2	10	.200	0	0	.000	1	1	2	3.0	1	2	4	0	1	8	15.8
vs. BYU	11/24	*	34	6	12	.500	4	7	.571	0	0	.000	0	1	1	2.9	1	1	1	1	2	16	15.8
vs. Minnesota	11/25	*	23	2	6	.333	1	4	.250	0	0	.000	1	1	2	2.7	0	0	2	1	0	5	14.0
LOUISIANA TECH	11/29	*	19	1	3	.333	0	2	.000	0	0	.000	0	3	3	2.7	1	4	2	0	1	2	12.3
UCF	12/3	*	33	4	12	.333	2	9	.222	2	4	.500	0	0	0	2.4	1	1	2	0	1	12	12.3
RHODE ISLAND	12/6	*	34	4	9	.200	1	5	.200	3	5	.600	1	1	2	2.3	0	4	5	0	0	12	12.2
at Arizona	12/9	*	35	4	13	.308	4	10	.400	1	2	.500	0	3	3	2.4	2	3	1	0	0	13	12.3
vs. Mercer	12/19	*	32	6	14	.429	4	11	.364	2	4	.500	0	4	4	2.5	0	3	2	1	1	18	12.8
TEXAS	12/22	*	28	5	11	.455	2	6	.333	2	3	.667	0	2	2	2.5	1	1	3	0	0	14	12.9
TEXAS A&M*	12/30	*	32	6	10	.600	5	9	.556	1	1	1.000	0	4	4	2.6	1	3	2	2	0	18	13.3
at Vanderbilt*	1/2	*	28	1	6	.167	0	3	.000	0	0	.000	0	1	1	2.5	0	1	1	0	1	2	12.5
at Georgia*	1/6	*	29	1	8	.125	1	7	.143	0	0	.000	0	0	0	2.3	0	1	0	1	1	3	11.9
SOUTH CAROLINA*	1/9	*	26	5	8	.625	3	6	.500	2	2	1.000	1	3	4	2.4	2	3	3	0	1	15	12.1
at LSU*	1/13	*	26	2	8	.250	2	7	.286	0	0	.000	0	1	1	2.4	1	0	1	0	1	6	11.7
AUBURN*	1/17	*	33	9	14	.643	8	13	.615	1	2	.500	0	1	1	2.3	1	2	3	0	0	27	12.6
MISSISSIPPI STATE*	1/20	*	35	3	11	.273	2	7	.286	1	2	.500	1	3	4	2.4	2	4	2	0	1	9	12.4
at Ole Miss*	1/23	*	27	1	8	.125	1	5	.200	0	0	.000	1	1	2	2.4	1	3	0	0	1	3	11.9
OKLAHOMA	1/27	*	23	3	4	.750	3	4	.750	0	0	.000	0	3	3	2.4	0	1	4	0	1	9	11.8
MISSOURI*	1/31	*	28	1	6	.167	0	5	.000	3	3	1.000	0	1	1	2.3	0	1	1	0	1	5	11.5
at Florida*	2/3	*	18	0	2	.000	0	2	.000	0	0	.000	0	3	3	2.3	1	1	2	0	0	0	11.0
at Mississippi State*	2/6	*	31	1	8	.125	1	7	.143	2	2	1.000	0	4	4	2.4	1	0	1	0	0	5	10.7
TENNESSEE*	2/10	*	27	4	7	.571	3	4	.750	3	4	.750	1	1	2	2.4	0	4	2	2	0	14	10.8
LSU*	2/13	*	29	4	5	.800	3	3	1.000	0	0	.000	0	5	5	2.5	1	1	3	0	0	11	10.8
at Kentucky*	2/17	*	29	3	11	.273	3	10	.300	4	4	1.000	0	1	1	2.4	1	3	3	0	1	13	10.9
at Auburn*	2/21	*	25	1	9	.111	1	9	.111	0	0	.000	0	2	2	2.4	1	4	3	0	0	3	10.6
ARKANSAS*	2/24	*	30	4	6	.667	4	6	.667	2	2	1.000	2	1	3	2.4	1	1	2	0	0	14	10.8
FLORIDA*	2/27	*	23	1	4	.250	1	4	.250	0	0	.000	0	0	0	2.4	2	0	2	0	0	3	10.5
at Texas A&M*	3/3	*	37	3	9	.333	1	4	.250	0	0	.000	1	7	8	2.5	3	1	3	1	1	7	10.4
vs. Texas A&M	3/8	*	25	0	5	.000	0	3	.000	0	0	.000	0	4	4	2.6	2	1	2	0	0	0	10.1
vs. Auburn	3/9	*	31	2	10	.200	1	8	.125	0	0	.000	1	3	4	2.6	1	2	1	0	0	5	9.9

\* indicates Southeastern Conference opponent

**PETTY'S CAREER STATS**

YEAR	GP	GS	MIN	AVG	FG	FGA	PCT	3FG	3FGA	PCT	FT	FTA	PCT	OFF	DEF	TOT	AVG	PF	FO	AST	TO	BLK	STL	PTS	AVG
2017-18	33	29	950	28.8	110	288	.382	78	220	.355	29	42	.690	12	75	87	2.6	32	0	62	70	9	16	327	9.9
<b>TOTAL</b>	<b>33</b>	<b>29</b>	<b>950</b>	<b>28.8</b>	<b>110</b>	<b>288</b>	<b>.382</b>	<b>78</b>	<b>220</b>	<b>.355</b>	<b>29</b>	<b>42</b>	<b>.690</b>	<b>12</b>	<b>75</b>	<b>87</b>	<b>2.6</b>	<b>32</b>	<b>0</b>	<b>62</b>	<b>70</b>	<b>9</b>	<b>16</b>	<b>327</b>	<b>9.9</b>

**PETTY'S CAREER SEC STATS**

YEAR	GP	GS	MIN	AVG	FG	FGA	PCT	3FG	3FGA	PCT	FT	FTA	PCT	OFF	DEF	TOT	AVG	PF	FO	AST	TO	BLK	STL	PTS	AVG
2017-18	18	15	513	28.5	50	140	.357	39	111	.351	19	22	.864	7	39	46	2.6	19	0	33	34	6	9	158	8.8
<b>TOTAL</b>	<b>18</b>	<b>15</b>	<b>513</b>	<b>28.5</b>	<b>50</b>	<b>140</b>	<b>.357</b>	<b>39</b>	<b>111</b>	<b>.351</b>	<b>19</b>	<b>22</b>	<b>.864</b>	<b>7</b>	<b>39</b>	<b>46</b>	<b>2.6</b>	<b>19</b>	<b>0</b>	<b>33</b>	<b>34</b>	<b>6</b>	<b>9</b>	<b>158</b>	<b>8.8</b>



**24 Lawson Schaffer**

**JUNIOR**

Guard • 5-11 • 168 • Cullman, Ala.  
Cullman HS

**CAREER HIGHS**

Points	5	2x last vs. Memphis (11/10/17)
Rebounds	2	at Georgia (3/5/16)
Assists	4	Alabama A&M (11/17/17)
Steals	1	8x, last vs. Florida (2/27/18)
Blocks		
Minutes	14	vs. Florida (2/27/18)
Field Goals	2	vs. Memphis (11/10/17)
FG Att.	3	2x, last vs. Memphis (11/10/17)
3-Point FG	1	8x, last vs. Alabama A&M (11/17/17)
3-Point Att.	3	Missouri (2/6/16)
Free Throws	2	3x, last vs. Mississippi State (3/9/17)
FT Att.	2	4x, last vs. Mississippi State (3/9/17)

**2017-18 SEASON HIGHS**

Points	5	vs. Memphis (11/10/17)
Rebounds		
Assists	4	Alabama A&M (11/17/17)
Steals	1	4x, last vs. Florida (2/27/18)
Blocks		
Minutes	14	vs. Florida (2/27/18)
Field Goals	2	vs. Memphis (11/10/17)
FG Att.	3	vs. Memphis (11/10/17)
3-Point FG	1	2x, last vs. Alabama A&M (11/17/17)
3-Point Att.	2	3x, last vs. Florida (2/27/18)
Free Throws		
FT Att.		

**MISCELLANEOUS STATS**

CATEGORY	2016-17	CAREER
Double-digit scoring		
20+ point games		
Double-digit rebounding		
Double-doubles		
Led UA in scoring		
Led UA in rebounding		
Led UA in three-pointers		
Led UA in assists	1	1
Led UA in steals		
Led UA in blocks		
5+ assist games		
3+ three-pointers		
3+ steal games		
3+ block games		

**2017-18 (JUNIOR SEASON)**

- Played a career-high 14 minutes off the bench collecting three assists and a steal vs. Florida (2/27)
- Tied his career high with five points in 11 minutes off the bench in the season opener against Memphis (11/10)
- Recorded a steal in the final two minutes of the home opener against Lipscomb (11/14)
- Hit a three-pointer to go along with a career-high four assists in nine minutes off the bench against Alabama A&M (11/17)
- Played in 17 games during the 2016-17 season including each of the last seven contests of the year
- Went 4-of-8 (.500) from beyond the arc and hit all four of his free throw attempts last year
- Saw extended minutes in the win over Ole Miss (3/1), playing a season high five minutes and finished with three points and one rebound
- Played three minutes against Mississippi State (3/9) and knocked down a three-pointer and two free throws for a career-high five points
- Matched a season-high in assists (2) in Alabama's win over LSU (2/18)
- Tallied a season-high in assists (2) against Arkansas (2/1)
- Registered his first rebound of the season (1) in Alabama's win over Georgia (1/25)
- Hit a three-pointer and collected first steal of the season in the Tide's win over Stetson (12/29)
- Scored three points in Alabama's victory over Charleston Southern (11/29)
- Tallied first assist (1) of the season in Alabama's victory over Arkansas State (12/21)
- Earned the Commitment to Service Award



**SCHAFFER'S 2017-18 GAME-BY-GAME STATS**

Opponent	Date	GS	Min	FG	FGA	Pct	3FG	3FGA	Pct	FT	FTA	Pct	Off	Def	Tot	Avg	PF	A	TO	Blk	Stl	Pts	Avg
vs. Memphis	11/10	11	2	3	667	1	2	.500	0	0	.000	0	0	0	0	0	2	2	0	0	1	5	5.0
LIPSCOMB	11/14	2	0	0	.000	0	0	.000	0	0	.000	0	0	0	0	0	0	0	1	0	1	0	2.5
ALABAMA A&M	11/17	9	1	2	.500	1	2	.500	0	0	.000	0	0	0	0	1	4	2	0	0	0	3	2.7
UT ARLINGTON	11/21																						
vs. BYU	11/24																						
vs. Minnesota	11/25																						
LOUISIANA TECH	11/29																						
UCF	12/3																						
RHODE ISLAND	12/6																						
at Arizona	12/9																						
vs. Mercer	12/19																						
TEXAS	12/22																						
TEXAS A&M*	12/30	2	0	0	.000	0	0	.000	0	0	.000	0	0	0	0	1	1	0	0	0	0	0	2.0
at Vanderbilt*	1/2																						
at Georgia*	1/6	3	0	0	.000	0	0	.000	0	0	.000	0	0	0	0	0	0	2	0	1	0	1.6	
SOUTH CAROLINA*	1/9																						
at LSU*	1/13																						
AUBURN*	1/17	1	0	0	.000	0	0	.000	0	0	.000	0	0	0	0	0	0	0	0	0	0	0	1.3
MISSISSIPPI STATE*	1/20																						
at Ole Miss*	1/23																						
OKLAHOMA	1/27																						
MISSOURI*	1/31	1	0	0	.000	0	0	.000	0	0	.000	0	0	0	0	0	0	0	0	0	0	0	1.1
at Florida*	2/3																						
at Mississippi State*	2/6																						
TENNESSEE*	2/10																						
LSU*	2/13	3	0	1	.000	0	1	.000	0	0	.000	0	0	0	0	0	0	1	0	0	0	0	1.0
at Kentucky*	2/17	0+	0	0	.000	0	0	.000	0	0	.000	0	0	0	0	0	0	0	0	0	0	0	0.9
at Auburn*	2/21	2	0	1	.000	0	1	.000	0	0	.000	0	0	0	0	0	0	0	0	0	0	0	0.8
ARKANSAS*	2/24																						
FLORIDA*	2/27	14	0	2	.000	0	2	.000	0	0	.000	0	0	0	0	3	3	1	0	1	0	0	0.7
at Texas A&M*	3/3																						
vs. Texas A&M	3/8																						
vs. Auburn	3/9	2	0	0	.000	0	0	.000	0	0	.000	0	0	0	0	0	0	1	0	0	0	0	0.7

\* indicates Southeastern Conference opponent

**SCHAFFER'S CAREER STATS**

YEAR	GP	GS	MIN	AVG	FG	FGA	PCT	3FG	3FGA	PCT	FT	FTA	PCT	OFF	DEF	TOT	AVG	PF	FO	AST	TO	BLK	STL	PTS	AVG
2015-16	16	0	32	2.0	2	10	.200	2	9	.222	2	4	.500	2	0	2	0.1	3	0	2	1	0	1	8	0.5
2016-17	17	0	28	1.6	4	10	.400	4	8	.500	4	4	1.000	1	3	4	0.2	1	0	5	1	0	3	16	0.9
2017-18	12	0	50	4.2	3	9	.333	2	8	.250	0	0	.000	0	0	0	0.0	7	0	10	8	0	4	8	0.7
<b>TOTAL</b>	<b>45</b>	<b>0</b>	<b>110</b>	<b>2.4</b>	<b>9</b>	<b>29</b>	<b>.310</b>	<b>8</b>	<b>25</b>	<b>.320</b>	<b>6</b>	<b>8</b>	<b>.750</b>	<b>3</b>	<b>3</b>	<b>6</b>	<b>0.1</b>	<b>11</b>	<b>0</b>	<b>17</b>	<b>10</b>	<b>0</b>	<b>8</b>	<b>32</b>	<b>0.7</b>

**SCHAFFER'S CAREER SEC STATS**

YEAR	GP	GS	MIN	AVG	FG	FGA	PCT	3FG	3FGA	PCT	FT	FTA	PCT	OFF	DEF	TOT	AVG	PF	FO	AST	TO	BLK	STL	PTS	AVG
2015-16	9	0	19	2.1	2	7	.286	2	7	.286	2	4	.500	2	0	2	0.2	2	0	2	1	0	0	8	0.9
2016-17	7	0	13	1.9	1	4	.250	1	3	.333	2	2	1.000	1	3	4	0.6	1	0	4	1	0	0	5	0.7
2017-18	8	0	26	3.3	0	4	.000	0	4	.000	0	0	.000	0	0	0	0.0	4	0	4	4	0	2	0	0.0
<b>TOTAL</b>	<b>24</b>	<b>0</b>	<b>58</b>	<b>2.4</b>	<b>3</b>	<b>15</b>	<b>.200</b>	<b>3</b>	<b>14</b>	<b>.214</b>	<b>4</b>	<b>6</b>	<b>.667</b>	<b>3</b>	<b>3</b>	<b>6</b>	<b>0.3</b>	<b>7</b>	<b>0</b>	<b>10</b>	<b>6</b>	<b>0</b>	<b>2</b>	<b>13</b>	<b>0.5</b>



**25 Braxton Key**

**SOPHOMORE**

Forward • 6-8 • 225 • Charlotte, N.C.  
Oak Hill Academy

**CAREER HIGHS**

Points	26	at Georgia (1/26/17)
Rebounds	11	Vanderbilt (1/7/17)
Assists	7	LSU (2/18/17)
Steals	4	at Vanderbilt (1/2/18)
Blocks	2	8x, last vs. Arkansas (2/24/18)
Minutes	37	3X, last vs. Georgia (2/23/17)
Field Goals	8	Florida (1/10/17)
FG Att.	17	Florida (1/10/17)
3-Point FG	3	3x, last at Georgia (1/26/17)
3-Point Att.	5	7x, last at Mississippi State (2/6/18)
Free Throws	10	Mississippi State (1/28/17)
FT Att.	14	Mississippi State (1/28/17)

**2017-18 SEASON HIGHS**

Points	16	2x, last vs. Arkansas (2/24/18)
Rebounds	10	vs. Auburn (3/9/18)
Assists	5	vs. South Carolina (1/9/18)
Steals	4	at Vanderbilt (1/2/18)
Blocks	2	vs. Arkansas (2/24/18)
Minutes	34	at Florida (2/3/18)
Field Goals	6	2x, last vs. Arkansas (2/24/18)
FG Att.	13	vs. Mississippi State (1/20/18)
3-Point FG	2	4x, last vs. Arkansas (2/24/18)
3-Point Att.	5	2x, last at Mississippi State (2/6/18)
Free Throws	5	vs. Auburn (3/9/18)
FT Att.	6	vs. Auburn (3/9/18)

**MISCELLANEOUS STATS**

CATEGORY	2017-18	CAREER
Double-digit scoring	8	28
20+ point games		3
Double-digit rebounding	1	2
Double-doubles		
Led UA in scoring	2	12
Led UA in rebounding	6	11
Led UA in three-pointers	3	12
Led UA in assists	1	12
Led UA in steals	8	14
Led UA in blocks	1	10
5+ assist games	1	5
3+ three-pointers		3
3+ steal games	2	3
3+ block games		

**2017-18 (SOPHOMORE SEASON)**

- Sideline with a knee injury for the first 10 games of the season
- One point shy of a double-double in Alabama's SEC tournament quarterfinal win over Auburn, finishing with nine points, a game-high 10 rebounds, three assists and two steals off the bench (3/9)
- Registered a season high of 16 points and led the team in steals (3) while adding five rebounds and four assists in the win over Mississippi State (1/20)
- Led the team in scoring with 16 points to go along with five rebounds, two assists, two blocks and a steal vs. Arkansas (2/24)
- Registered a career-high four steals and led the team in rebounds (6), while adding a season-high nine points, three assists and one block vs. Vanderbilt (1/2)
- Scored two points while totaling four rebounds, one assist and one block vs. Texas (12/22)
- Pulled down six rebounds while totaling two points, two assists and two steals vs. then-No. 5 Texas A&M (12/30)
- Led the team in assists (5) while totaling seven points, six rebounds, one block and one steal vs. South Carolina (1/9)
- Scored six points while adding four rebounds, two assists and one steal at LSU (11/13)
- Led the team with nine rebounds while totaling four points, three assists, one block and a steal vs. No. 17 Auburn (1/17)
- Put up seven points while adding five rebounds, three assists and two steals vs. Ole Miss (1/23)
- Scored 11 points and led the team in steals (2) while adding five rebounds and two assists vs. then-No. 12 Oklahoma (1/27)
- Scores 13 points on 5-of-7 shooting from the floor while collecting five rebounds, two assists and a block at then-No. 23 Florida (2/3)
- Finished with 11 points while adding six rebounds and an assist at Mississippi State (2/6)
- Put up eight points to go along with four rebounds and one assist vs. then-No. 15 Tennessee (2/10)
- Scored 12 points while collecting seven rebounds and an assists vs. LSU (2/13)
- Went 4-of-5 from the floor to total 11 points and led the team in rebounds (8), while adding one assist and a block at No. 12 Auburn (2/21)
- Put up 11 points to go along with eight rebounds and one assist vs. Florida (2/27)
- Totaled seven points, six rebounds, one assist and a steal at Texas A&M (3/3)
- Selected to the 2017 SEC All-Freshman team, becoming the first Alabama player to earn the nod to the league's all-rookie team since 2014
- Was named SEC Freshman of the Week (1/30/17)
- Tabbed the team's Most Outstanding Freshman last year
- One of the most versatile players on the team a year ago, as he led Alabama in scoring 10 times, in assists in 11 games, in rebounding six times and in blocks on nine occasions
- Recipient of the Commitment to Service Award and a Student Academic Achievement Award
- Played in all 34 games starting each of the last 30 contests and ended the year as the team's leading scorer at 12.0 points per game
- Also topped the team in minutes (29.8 mpg), while ranking second in assists (2.5 apg) and rebounding (5.7 rpg)
- His 20 double-figure scoring games and three games of 20-plus points on the season led the team
- Set a career-high in scoring (26 pts), minutes (37), made free-throws (9) and free-throws attempted (13) in Alabama's win over Georgia (1/25/17)



**KEY'S 2017-18 GAME-BY-GAME STATS**

Opponent	Date	GS	Min	FG	FGA	Pct	3FG	FGA	Pct	FT	FTA	Pct	Off	Def	Tot	Avg	PF	A	TO	Blk	Stl	Pts	Avg
vs. Memphis	11/10																						
LIPSCOMB	11/14																						
ALABAMA A&M	11/17																						
UT ARLINGTON	11/21																						
vs. BYU	11/24																						
vs. Minnesota	11/25																						
LOUISIANA TECH	11/29																						
UCF	12/3																						
RHODE ISLAND	12/6																						
at Arizona	12/9																						
vs. Mercer	12/19	*	20	0	2	.000	0	1	.000	0	0	.000	2	2	4	4.0	1	2	3	0	2	0	0.0
TEXAS	12/22	*	22	1	8	.125	0	3	.000	0	0	.000	0	4	4	4.0	0	1	2	1	0	2	1.0
TEXAS A&M*	12/30	*	20	1	3	.333	0	1	.000	0	0	.000	3	3	6	4.7	4	2	0	0	2	2	1.3
at Vanderbilt*	1/2	*	33	3	8	.375	1	2	.500	2	2	1.000	1	5	6	5.0	2	3	1	1	4	9	3.3
at Georgia*	1/6	*	20	0	7	.000	0	4	.000	1	2	.500	1	4	5	5.0	1	1	1	0	0	1	2.8
SOUTH CAROLINA*	1/9	*	22	2	4	.500	0	1	.000	3	5	.600	2	4	6	5.2	3	5	3	1	1	7	3.5
at LSU*	1/13	*	24	3	8	.375	0	2	.000	0	0	.000	0	4	4	5.0	2	2	2	0	1	6	3.9
AUBURN*	1/17	*	31	1	3	.333	0	1	.000	2	2	1.000	1	8	9	5.5	1	3	3	1	1	4	3.9
MISSISSIPPI STATE*	1/20	*	28	6	13	.462	2	4	.500	2	3	.667	3	2	5	5.4	1	4	2	1	3	16	5.2
at Ole Miss*	1/23	*	27	3	4	.750	1	1	1.000	0	1	.000	1	4	5	5.4	4	3	2	0	2	7	5.4
OKLAHOMA	1/27	*	29	3	9	.333	2	5	.400	3	4	.750	1	4	5	5.4	1	2	1	0	2	11	5.9
MISSOURI*	1/31	*	23	0	1	.000	0	1	.000	1	2	.500	1	2	3	5.2	2	1	2	0	1	1	5.5
at Florida*	2/3	*	34	5	7	.714	1	3	.333	2	2	1.000	1	4	5	5.2	1	2	3	1	0	13	6.1
at Mississippi State*	2/6	*	31	4	11	.364	1	5	.200	2	2	1.000	3	3	6	5.2	3	1	1	0	0	11	6.4
TENNESSEE*	2/10	*	24	4	7	.571	0	2	.000	0	1	.000	1	3	4	5.1	0	1	1	0	0	8	6.5
LSU*	2/13	*	26	4	7	.571	2	3	.667	2	2	1.000	0	7	7	5.3	0	1	1	0	0	12	6.9
at Kentucky*	2/17	*	19	2	5	.400	0	3	.000	1	4	.250	2	2	4	5.2	3	1	1	0	1	5	6.8
at Auburn*	2/21	*	26	4	5	.800	1	1	1.000	2	2	1.000	2	6	8	5.3	2	1	4	1	0	11	7.0
ARKANSAS*	2/24	*	25	6	9	.667	2	4	.500	2	3	.667	1	4	5	5.3	2	2	3	2	1	16	7.5
FLORIDA*	2/27	*	25	5	10	.500	1	1	1.000	0	0	.000	1	7	8	5.5	1	1	2	0	0	11	7.7
at Texas A&M*	3/3	*	28	1	7	.143	1	6	.167	4	5	.800	2	4	6	5.5	2	1	2	0	1	7	7.6
vs. Texas A&M	3/8		20	2	3	.667	0	0	.000	0	0	.000	2	1	3	5.4	2	1	1	0	1	4	7.5
vs. Auburn	3/9		30	2	5	.400	0	2	.000	5	6	.833	1	9	10	5.6	4	3	0	0	2	9	7.5


\* indicates Southeastern Conference opponent

**KEY'S CAREER STATS**

YEAR	GP	GS	MIN	AVG	FG	FGA	PCT	3FG	3FGA	PCT	FT	FTA	PCT	OFF	DEF	TOT	AVG	PF	FO	AST	TO	BLK	STL	PTS	AVG
2016-16	34	30	1012	29.8	139	321	.433	32	97	.330	97	153	.634	54	139	193	5.7	86	2	86	106	21	21	407	12.0
2017-18	23	15	587	25.5	62	146	.425	15	56	.268	34	48	.708	32	96	128	5.6	42	0	44	41	9	25	173	7.5
<b>TOTAL</b>	<b>57</b>	<b>45</b>	<b>1599</b>	<b>28.1</b>	<b>201</b>	<b>467</b>	<b>.430</b>	<b>47</b>	<b>153</b>	<b>.307</b>	<b>131</b>	<b>201</b>	<b>.652</b>	<b>86</b>	<b>235</b>	<b>321</b>	<b>5.6</b>	<b>128</b>	<b>2</b>	<b>130</b>	<b>147</b>	<b>30</b>	<b>46</b>	<b>580</b>	<b>10.2</b>

**KEY'S CAREER SEC STATS**

YEAR	GP	GS	MIN	AVG	FG	FGA	PCT	3FG	3FGA	PCT	FT	FTA	PCT	OFF	DEF	TOT	AVG	PF	FO	AST	TO	BLK	STL	PTS	AVG
2016-17	18	18	568	31.6	79	187	.422	20	61	.328	74	109	.679	30	80	110	6.1	50	2	46	62	9	14	252	14.0
2017-18	18	12	466	25.9	54	119	.454	13	45	.289	26	38	.684	26	76	102	5.7	34	0	35	34	8	18	147	8.2
<b>TOTAL</b>	<b>36</b>	<b>30</b>	<b>1034</b>	<b>28.7</b>	<b>133</b>	<b>306</b>	<b>.435</b>	<b>33</b>	<b>106</b>	<b>.311</b>	<b>100</b>	<b>147</b>	<b>.680</b>	<b>56</b>	<b>156</b>	<b>212</b>	<b>5.9</b>	<b>84</b>	<b>2</b>	<b>81</b>	<b>96</b>	<b>17</b>	<b>32</b>	<b>399</b>	<b>11.1</b>



**30 Galin Smith**

**FRESHMAN**

Forward • 6-9 • 235 • Clinton, Miss.  
Clinton HS

**CAREER HIGHS**

Points	10	vs. Minnesota (11/25/17)
Rebounds	8	vs. Minnesota (11/25/17)
Assists	1	2x, last at Auburn (2/21/18)
Steals	1	2x, last at Texas A&M (3/3/18)
Blocks	4	at Texas A&M (3/3/18)
Minutes	29	at LSU (1/13/18)
Field Goals	4	2x, last vs. Texas A&M (3/8/18)
FG Att.	5	4x, last vs. Texas A&M (3/8/18)
3-Point FG		
3-Point Att.		
Free Throws	4	vs. Minnesota (11/25/17)
FT Att.	5	vs. Minnesota (11/25/17)

**2017-18 SEASON HIGHS**

Points	10	vs. Minnesota (11/25/17)
Rebounds	8	vs. Minnesota (11/25/17)
Assists	1	2x, last at Auburn (2/21/18)
Steals	1	2x, last at Texas A&M (3/3/18)
Blocks	4	at Texas A&M (3/3/18)
Minutes	29	at LSU (1/13/18)
Field Goals	4	2x, last vs. Texas A&M (3/8/18)
FG Att.	5	4x, last vs. Texas A&M (3/8/18)
3-Point FG		
3-Point Att.		
Free Throws	4	vs. Minnesota (11/25/17)
FT Att.	5	vs. Minnesota (11/25/17)

**MISCELLANEOUS STATS**

CATEGORY	2017-18	CAREER
Double-digit scoring	1	1
20+ point games		
Double-digit rebounding		
Double-doubles		
Led UA in scoring		
Led UA in rebounding	1	1
Led UA in three-pointers		
Led UA in assists		
Led UA in steals	1	1
Led UA in blocks	6	6
5+ assist games		
3+ three-pointers		
3+ steal games		
3+ block games	3	3

**2017-18 (FRESHMAN SEASON)**

- Made the first start of his Alabama career in the SEC tournament opener vs. Texas A&M, finishing with eight points, three rebounds and a block (3/8)
- Went 3-for-3 from the field and finished with eight points and six rebounds in the SEC tournament quarterfinals vs. Auburn (3/9)
- Led the team in rebounds (8) and shot 3-of-5 from the floor to total 10 points, while totaling three blocks and one steal against then-No. 14 Minnesota (11/25)
- Made collegiate debut and finished with two points and two rebounds in 13 minutes off the bench in the season opener against Memphis (11/10)
- Collected five points and four rebounds in 13 minutes off the bench in the home opener vs. Lipscomb (11/14)
- Scored eight points on 4-of-5 shooting while adding four rebounds and one block against LSU (1/13)
- Was perfect from the field (3-for-3) to total seven points in 18 minutes off the bench against Alabama A&M (11/17)
- Saw six minutes of action off the bench against BYU (11/24)
- Blocked two shots and grabbed three rebounds in 12 minutes against Louisiana Tech (11/29)
- Grabbed three rebounds in three minutes off the bench against UCF (12/3)
- Blocked two shots while pulling down a rebound and scoring two points in seven minutes off the bench against then-No. 5 Texas A&M (12/30)
- Went 3-of-3 from the floor to score six points, while adding four rebound vs. South Carolina (1/9)
- Led the team in blocks (3) while adding four points and one rebound against No. 17 Auburn (1/17)
- Recorded a season-high of four blocks to go along with four points, four rebounds and a steal at Texas A&M (3/3)
- Played at Clinton High School under head coach and athletic director Clay Norton
- Ranked as the top center and the No. 2 overall player in Mississippi according to 247Sports.com
- The same site ranked him as the No. 21 center in the nation
- Was the No. 2 player in the state according to Hoopseen.com
- Selected to play in the 2017 Alabama-Mississippi All-Star Game where he matched up against teammates Herb Jones and Alex Reese (Alabama)
- Received second team all-state honors as a junior in 2016 and a senior in 2017
- Averaged 14.5 points, 9.7 rebounds, 5.0 blocks and 2.0 steals per game while leading Clinton to a 21-8 overall record during his senior season
- As a junior, he averaged 21.7 points, 11.3 rebounds, 5.1 blocks, 1.5 assists per game
- Named to the 2016 North/South Basketball Boys All-Star Team for the state of Mississippi
- Twice earned a spot on the "Dandy Dozen" awarded to the top 12 prep players in the state in 2016 and 2017



**SMITH'S 2017-18 GAME-BY-GAME STATS**

Opponent	Date	GS	Min	FG	FGA	Pct	3FG	3FGA	Pct	FT	FTA	Pct	Off	Def	Tot	Avg	PF	A	TO	Blk	Stl	Pts	Avg
vs. Memphis	11/10	13	1	1	1.000	0	0	.000	0	0	.000	1	1	2	2.0	5	0	2	0	0	0	2	2.0
LIPSCOMB	11/14	13	2	5	.400	0	0	.000	1	3	.333	1	3	4	3.0	3	0	1	1	0	0	5	3.5
ALABAMA A&M	11/17	18	3	3	1.000	0	0	.000	1	4	.250	2	1	3	3.0	4	1	0	1	0	0	7	4.7
UT ARLINGTON	11/21	9	1	1	1.000	0	0	.000	0	2	.000	0	0	0	2.3	1	0	0	0	0	0	2	4.0
vs. BYU	11/24	6	0	0	.000	0	0	.000	0	0	.000	0	0	0	1.8	2	0	0	0	0	0	0	3.2
vs. Minnesota	11/25	26	3	5	.600	0	0	.000	4	5	.800	4	4	8	2.8	2	0	1	3	1	10	4.3	
LOUISIANA TECH	11/29	12	1	2	.500	0	0	.000	0	0	.000	1	2	3	2.9	2	0	2	2	0	0	2	4.0
UCF	12/3	3	0	2	.000	0	0	.000	0	0	.000	2	1	3	2.9	0	0	0	0	0	0	0	3.5
RHODE ISLAND	12/6	1	0	0	.000	0	0	.000	0	2	.000	0	0	0	2.6	0	0	0	0	0	0	0	3.1
at Arizona	12/9	3	0	0	.000	0	0	.000	0	0	.000	0	0	0	2.3	2	0	0	0	0	0	0	2.8
vs. Mercer	12/19								DNP														
TEXAS	12/22	4	1	2	.500	0	0	.000	0	0	.000	1	0	1	2.2	0	0	0	0	0	0	2	2.7
TEXAS A&M*	12/30	7	1	2	.500	0	0	.000	0	0	.000	1	0	1	2.1	1	0	0	2	0	0	2	2.7
at Vanderbilt*	1/2	1	0	0	.000	0	0	.000	0	0	.000	0	0	0	1.9	0	0	0	0	0	0	0	2.5
at Georgia*	1/6	18	0	4	.000	0	0	.000	0	0	.000	1	2	3	2.9	4	0	2	0	0	0	0	2.3
SOUTH CAROLINA*	1/9	19	3	3	1.000	0	0	.000	0	0	.000	1	3	4	2.1	3	0	2	0	0	0	6	2.5
at LSU*	1/13	29	4	5	.800	0	0	.000	0	0	.000	2	2	4	2.3	1	0	0	1	0	0	8	2.9
AUBURN*	1/17	17	2	2	1.000	0	0	.000	0	2	.000	1	0	1	2.2	5	0	3	3	0	0	4	2.9
MISSISSIPPI STATE*	1/20	9	1	4	.250	0	0	.000	0	0	.000	2	1	3	2.2	3	0	1	0	0	0	2	2.9
at Ole Miss*	1/23	10	1	2	.500	0	0	.000	0	1	.000	1	0	1	2.2	0	0	2	2	0	0	2	2.8
OKLAHOMA	1/27								DNP														
MISSOURI*	1/31	10	1	1	1.000	0	0	.000	0	0	.000	1	2	3	2.2	2	0	0	0	0	0	2	2.8
at Florida*	2/3	6	0	0	.000	0	0	.000	0	0	.000	0	0	0	2.1	0	0	1	0	0	0	0	2.7
at Mississippi State*	2/6	8	0	0	.000	0	0	.000	0	0	.000	0	2	2	2.1	2	0	0	0	0	0	0	2.5
TENNESSEE*	2/10	12	1	1	1.000	0	0	.000	0	1	.000	0	0	0	2.0	0	0	0	2	0	0	2	2.5
LSU*	2/13	8	1	1	1.000	0	0	.000	0	0	.000	0	0	0	1.9	0	0	1	1	0	0	2	2.5
at Kentucky*	2/17	4	0	0	.000	0	0	.000	0	0	.000	0	0	0	1.8	0	0	0	0	0	0	0	2.4
at Auburn*	2/21	8	0	0	.000	0	0	.000	0	2	.000	1	0	1	1.8	0	1	0	0	0	0	0	2.3
ARKANSAS*	2/24								DNP														
FLORIDA*	2/27	13	0	1	.000	0	0	.000	0	0	.000	0	1	1	1.8	3	0	2	0	0	0	0	2.2
at Texas A&M*	3/3	21	2	4	.500	0	0	.000	0	4	.000	1	3	4	1.9	3	0	1	4	1	4	4	2.3
vs. Texas A&M	3/8	*	23	4	5	.800	0	0	.000	0	0	.000	0	3	3	1.9	1	0	0	1	0	8	2.5
vs. Auburn	3/9	*	22	3	3	1.000	0	0	.000	2	4	.500	2	4	6	2.0	1	0	1	0	0	8	2.7

\* indicates Southeastern Conference opponent

**SMITH'S CAREER STATS**

YEAR	GP	GS	MIN	AVG	FG	FGA	PCT	3FG	3FGA	PCT	FT	FTA	PCT	OFF	DEF	TOT	AVG	PF	FO	AST	TO	BLK	STL	PTS	AVG
2017-18	30	2	353	11.8	36	59	.610	0	0	.000	8	30	.267	26	35	61	2.0	50	2	2	22	23	2	80	2.7
<b>TOTAL</b>	<b>30</b>	<b>2</b>	<b>353</b>	<b>11.8</b>	<b>36</b>	<b>59</b>	<b>.610</b>	<b>0</b>	<b>0</b>	<b>.000</b>	<b>8</b>	<b>30</b>	<b>.267</b>	<b>26</b>	<b>35</b>	<b>61</b>	<b>2.0</b>	<b>50</b>	<b>2</b>	<b>2</b>	<b>22</b>	<b>23</b>	<b>2</b>	<b>80</b>	<b>2.7</b>

**SMITH'S CAREER SEC STATS**

YEAR	GP	GS	MIN	AVG	FG	FGA	PCT	3FG	3FGA	PCT	FT	FTA	PCT	OFF	DEF	TOT	AVG	PF	FO	AST	TO	BLK	STL	PTS	AVG
2017-18	17	0	200	11.8	17	30	.567	0	0	.000	0	10	.000	12	16	28	1.6	27	1	1	15	15	1	34	2.0
<b>TOTAL</b>	<b>17</b>	<b>0</b>	<b>200</b>	<b>11.8</b>	<b>17</b>	<b>30</b>	<b>.567</b>	<b>0</b>	<b>0</b>	<b>.000</b>	<b>0</b>	<b>10</b>	<b>.000</b>	<b>12</b>	<b>16</b>	<b>28</b>	<b>1.6</b>	<b>27</b>	<b>1</b>	<b>1</b>	<b>15</b>	<b>15</b>	<b>1</b>	<b>34</b>	<b>2.0</b>

2017-18 BOX SCORES

GAME 1

Official Basketball Box Score -- Game Totals -- Final Statistics  
**Memphis vs Alabama**  
 11/10/17 6:37 PM at Annapolis, Md. (Alumni Hall)

Memphis 70 • 0-1

#	Player	Total			3-Ptr			Rebounds			PF	TP	A	TO	Blk	Stl	Min
		FG-FGA	FG-FGA	FT-FTA	FG-FGA	FG-FGA	FT-FTA	Off	Def	Tot							
00	DAVENPORT, Kyvon	f	5-12	1-5	4-7	3	8	11	3	15	0	1	1	0	36		
10	PARKS JR., Mike	f	2-6	0-0	0-0	3	1	4	2	4	0	2	1	0	25		
02	RIVERS, Jimario	g	4-7	0-0	2-4	2	1	3	3	10	1	3	0	1	28		
03	MARTIN, Jeremiah	g	4-11	1-5	1-3	3	4	7	2	10	2	4	0	1	36		
05	BREWTON JR., Kareem	g	4-10	0-2	5-6	0	4	4	4	13	4	4	0	3	24		
01	JOHNSON, Jamal	g	2-5	0-1	6-7	2	1	3	2	10	0	1	1	2	17		
04	THORNTON, Raynere	g	2-7	0-2	4-9	2	2	4	3	8	0	1	0	0	19		
11	RHODES, Malik	g	0-2	0-2	0-0	0	0	0	2	0	0	0	0	0	5		
12	ENOH, Victor	g	0-0	0-0	0-0	0	1	1	1	0	0	1	0	0	7		
15	NICKELBERRY, David	g	0-0	0-0	0-0	0	0	0	0	0	0	0	0	0	3		
Team						4			2								
Totals			23-60	2-17	22-36	19	24	43	22	70	7	17	3	7	200		

FG % 1st Half: 12-32 37.5% 2nd half: 11-28 39.3% Game: 23-60 38.3%  
 3FG % 1st Half: 0-6 0.0% 2nd half: 2-11 18.2% Game: 2-17 11.8%  
 FT % 1st Half: 12-21 57.1% 2nd half: 10-15 66.7% Game: 22-36 61.1%

Alabama 82 • 1-0

#	Player	Total			3-Ptr			Rebounds			PF	TP	A	TO	Blk	Stl	Min
		FG-FGA	FG-FGA	FT-FTA	FG-FGA	FG-FGA	FT-FTA	Off	Def	Tot							
00	Hall, Donta	f	5-6	0-0	1-3	4	7	11	4	11	3	4	5	0	30		
04	Giddens, Daniel	c	0-0	0-0	0-0	0	1	1	4	0	0	2	0	0	5		
10	Jones, Herbert	g	3-8	2-2	4-6	1	4	5	3	12	1	3	2	2	27		
12	Ingram, Dazon	g	4-10	1-3	11-15	0	5	5	4	20	5	3	0	1	33		
23	Petty, John	g	4-14	3-10	0-0	1	0	1	3	11	2	0	0	0	29		
03	Reese, Alex	g	3-9	2-7	0-0	3	6	9	3	8	3	0	0	4	30		
05	Johnson, Avery	g	4-6	2-3	3-4	2	0	2	2	13	0	2	0	0	22		
24	Schaffer, Lawson	g	2-3	1-2	0-0	0	0	0	2	5	2	0	0	1	11		
30	Smith, Galin	g	1-1	0-0	0-0	1	1	2	5	2	0	2	0	0	13		
Team						1			3								
Totals			26-57	11-27	19-28	13	27	40	30	82	16	16	7	8	200		

FG % 1st Half: 13-31 41.9% 2nd half: 13-26 50.0% Game: 26-57 45.6%  
 3FG % 1st Half: 5-15 33.3% 2nd half: 6-12 50.0% Game: 11-27 40.7%  
 FT % 1st Half: 7-12 58.3% 2nd half: 12-16 75.0% Game: 19-28 67.9%

Officials: Job Hartness, Bret Smith, Orlandis Poole  
 Technical fouls: Memphis-None. Alabama-None.  
 Attendance: 11948

Score by periods	1st	2nd	Total
Memphis	36	34	70
Alabama	38	44	82

Points	In	Off	2nd	Fast	Bench
	Paint	T/O	Chance	Break	
MEM	36	6	12	13	18
UA	26	25	14	8	28

Last FG - MEM 2nd-00:01, UA 2nd-04:36.  
 Largest lead - MEM by 8 1st-09:43, UA by 17 2nd-07:37.  
 MEM led for 09:09, UA led for 27:36. Game was tied for 03:15.

Score tied - 5 times.  
 Lead changed - 8 times.

GAME 3

Official Basketball Box Score -- Game Totals -- Final Statistics  
**Alabama A&M vs Alabama**  
 11/17/17 6 p.m. at Tuscaloosa, Ala. (Coleman Coliseum)

Alabama A&M 67 • 0-3

#	Player	Total			3-Ptr			Rebounds			PF	TP	A	TO	Blk	Stl	Min
		FG-FGA	FG-FGA	FT-FTA	FG-FGA	FG-FGA	FT-FTA	Off	Def	Tot							
23	Sherif, Mohamed	f	0-3	0-0	1-7	1	3	4	3	1	3	1	0	0	26		
24	Wiley, Evan	g	3-7	2-4	0-0	1	0	1	2	8	0	0	0	1	29		
03	Petty, De'Ederick	g	4-8	1-3	3-5	0	1	1	2	12	0	3	0	1	33		
10	Johnson, Arthur	g	4-8	1-1	1-2	1	4	5	3	10	2	0	0	1	23		
12	Goulbourne, Amari	g	6-13	1-2	4-7	3	1	4	0	17	4	0	0	2	36		
02	Johnson, Ariston	g	0-1	0-0	0-0	0	0	0	0	0	0	0	0	1	9		
04	Merrweather, Marcus	g	1-4	1-1	0-0	0	1	1	0	3	1	1	0	0	7		
11	Kennedy, Andre	g	3-8	0-1	0-1	0	3	3	1	6	0	2	0	1	20		
22	Reeder, Jalen	g	4-6	2-3	0-2	0	0	0	10	0	0	0	0	0	17		
Team						2			4								
Totals			25-58	8-15	9-24	8	15	23	11	67	10	10	0	7	200		

FG % 1st Half: 8-25 32.0% 2nd half: 17-33 51.5% Game: 25-58 43.1%  
 3FG % 1st Half: 3-8 37.5% 2nd half: 5-7 71.4% Game: 8-15 53.3%  
 FT % 1st Half: 3-11 27.3% 2nd half: 6-13 46.2% Game: 9-24 37.5%

Alabama 104 • 3-0

#	Player	Total			3-Ptr			Rebounds			PF	TP	A	TO	Blk	Stl	Min
		FG-FGA	FG-FGA	FT-FTA	FG-FGA	FG-FGA	FT-FTA	Off	Def	Tot							
00	Hall, Donta	f	4-5	0-0	0-1	1	5	6	0	8	0	0	2	0	17		
04	Giddens, Daniel	c	0-1	0-0	2-2	0	1	1	5	2	1	1	1	0	15		
02	Sexton, Collin	g	11-16	2-4	1-1	2	2	4	2	25	5	0	0	0	26		
12	Ingram, Dazon	g	4-6	1-2	1-3	1	5	6	3	10	4	3	1	1	22		
23	Petty, John	g	10-13	10-13	0-0	0	4	4	0	30	1	4	0	0	26		
03	Reese, Alex	g	4-6	1-2	0-0	2	6	8	0	9	1	5	1	0	23		
05	Johnson Jr, Avery	g	0-4	0-2	0-0	0	4	4	3	0	5	0	0	2	18		
10	Jones, Herbert	g	2-6	0-1	3-4	3	5	8	2	7	3	0	0	0	23		
24	Schaffer, Lawson	g	1-2	1-2	0-0	0	0	0	1	3	4	2	0	0	9		
30	Smith, Galin	g	3-3	0-0	1-4	2	1	3	4	7	1	0	1	0	18		
33	Fuller, Landon	g	1-1	1-1	0-0	0	0	0	0	3	0	0	0	0	3		
Team						2			3								
Totals			40-63	16-27	8-15	13	34	47	20	104	25	15	6	3	200		

FG % 1st Half: 19-30 63.3% 2nd half: 21-33 63.6% Game: 40-63 63.5%  
 3FG % 1st Half: 9-14 64.3% 2nd half: 7-13 53.8% Game: 16-27 59.3%  
 FT % 1st Half: 4-8 50.0% 2nd half: 4-7 57.1% Game: 8-15 53.3%

Officials: Tony Greene, Todd Austin, Nate Green  
 Technical fouls: Alabama A&M-None. Alabama-None.  
 Attendance: 11948

Score by periods	1st	2nd	Total
Alabama A&M	22	45	67
Alabama	51	53	104

Points	In	Off	2nd	Fast	Bench
	Paint	T/O	Chance	Break	
AAMU	28	13	7	2	19
UA	48	12	13	14	29

Last FG - AAMU 2nd-02:39, UA 2nd-01:09.  
 Largest lead - AAMU None, UA by 39 2nd-01:09.  
 AAMU led for 00:00, UA led for 39:42. Game was tied for 00:18.

Score tied - 0 times.  
 Lead changed - 0 times.

GAME 2

Official Basketball Box Score -- Game Totals -- Final Statistics  
**Lipscomb vs Alabama**  
 11/14/17 7 p.m. at Tuscaloosa, Ala. (Coleman Coliseum)

Lipscomb 64 • 2-1

#	Player	Total			3-Ptr			Rebounds			PF	TP	A	TO	Blk	Stl	Min
		FG-FGA	FG-FGA	FT-FTA	FG-FGA	FG-FGA	FT-FTA	Off	Def	Tot							
00	MARBERRY, Rob	f	7-10	0-0	1-2	2	5	7	4	15	1	1	1	1	19		
22	PEPPER, Eli	f	0-4	0-2	0-1	2	3	5	4	0	2	2	0	0	13		
03	BUCKLAND, Michael	g	4-9	2-3	3-4	1	4	5	3	13	2	0	0	0	35		
21	COOPER, Kenny	g	3-6	2-3	1-2	0	3	3	3	9	1	2	0	2	21		
24	MATHEWS, Garrison	g	5-13	1-3	4-6	2	4	6	2	15	0	0	1	1	34		
01	JONES, Greg	g	0-3	0-2	0-0	0	0	0	0	0	0	0	0	0	12		
11	DUVALL, Asa	g	0-0	0-0	0-0	0	1	1	0	0	0	0	0	0	1		
12	ROSE, Matt	g	2-10	2-9	0-0	0	4	4	2	6	2	1	1	0	24		
13	FLENER, Zach	g	0-0	0-0	0-0	0	0	0	0	0	0	0	0	0	0		
15	FLEMING, Andrew	g	2-7	0-4	2-4	0	1	1	6	1	5	0	0	1	14		
20	MERRITT, John Matt	g	0-0	0-0	0-0	0	0	0	0	0	0	0	0	0	1		
23	KORN, Aaron	g	0-3	0-1	0-0	2	0	2	1	0	0	1	0	0	10		
55	BRAMMEIER, George	g	0-5	0-0	0-0	3	3	6	2	0	0	1	0	1	15		
Team						4			7								
Totals			23-70	7-27	11-19	16	31	47	23	64	10	16	4	5	200		

FG % 1st Half: 10-30 33.3% 2nd half: 13-40 32.5% Game: 23-70 32.9%  
 3FG % 1st Half: 4-15 26.7% 2nd half: 2-12 16.7% Game: 7-27 25.9%  
 FT % 1st Half: 7-12 58.3% 2nd half: 4-7 57.1% Game: 11-19 57.9%

Alabama 86 • 2-0

#	Player	Total			3-Ptr			Rebounds			PF	TP	A	TO	Blk
---	--------	-------	--	--	-------	--	--	----------	--	--	----	----	---	----	-----

2017-18 BOX SCORES

GAME 5

Official Basketball Box Score -- Game Totals -- Final Statistics  
Alabama vs BYU  
11/24/17 2:30 PM at Steinberg Wellness Center - Brooklyn, NY

Alabama 71 • 5-0

#	Player	Total		3-Ptr		Rebounds			PF	TP	A	TO	Blk	Stl	Min
		FG-FGA	FG-FGA	FT-FTA	Off	Def	Tot								
00	Hall, Donta	f	6-8	0-0	2-2	2	7	9	3	14	0	0	1	0	27
04	Giddens, Daniel	f	3-4	0-0	2-2	0	2	2	1	8	1	0	3	1	21
02	Sexton, Collin	g	3-11	0-1	4-6	3	4	7	2	10	3	3	0	1	30
12	Ingram, Dazon	g	5-9	0-2	3-4	1	2	3	2	13	3	1	0	0	31
23	Petty, John	g	6-12	4-7	0-0	0	1	1	1	16	1	1	1	2	34
01	Norris, Riley	g	2-5	0-2	0-0	1	2	3	2	4	1	1	0	1	15
03	Reese, Alex	g	0-0	0-0	0-0	0	2	2	0	0	0	0	0	0	4
05	Johnson Jr, Avery	g	1-3	1-1	0-0	0	0	0	4	3	0	0	0	0	10
10	Jones, Herbert	g	1-3	0-0	1-2	1	3	4	2	3	3	3	1	1	22
30	Smith, Galin	g	0-0	0-0	0-0	0	0	0	2	0	0	0	0	0	6
	Team					0	3	3							
	Totals		27-55	5-13	12-16	8	26	34	19	71	12	9	6	6	200

FG % 1st Half: 18-30 60.0% 2nd half: 9-25 36.0% Game: 27-55 49.1%  
3FG % 1st Half: 4-5 80.0% 2nd half: 1-8 12.5% Game: 5-13 38.5%  
FT % 1st Half: 2-3 66.7% 2nd half: 10-13 76.9% Game: 12-16 75.0%

BYU 59 • 3-2

#	Player	Total		3-Ptr		Rebounds			PF	TP	A	TO	Blk	Stl	Min
		FG-FGA	FG-FGA	FT-FTA	Off	Def	Tot								
23	CHILDS, Yoeli	f	9-16	0-1	3-9	6	5	11	2	21	0	3	2	0	36
41	WORTHINGTON, Luke	f	1-5	0-0	2-4	1	4	5	3	4	0	0	0	2	16
00	HARDNETT, Jahshire	g	3-6	0-0	0-0	0	0	0	4	6	5	2	0	0	27
03	BRYANT, Elijah	g	2-12	1-4	0-0	0	4	4	1	5	1	3	0	1	33
30	HAWS, TJ	g	4-11	1-6	0-0	1	3	4	1	9	6	1	0	0	35
01	BERGERSEN, Rylan	g	0-0	0-0	0-0	0	0	0	0	0	0	0	0	0	1
02	SELJAAS, Zac	g	2-6	2-5	1-2	2	1	3	4	7	1	1	1	0	27
13	BROWN, Kajor	g	0-0	0-0	0-0	0	0	0	2	0	1	0	0	0	4
15	DASTRUP, Payton	g	0-2	0-1	0-0	0	1	1	0	0	0	0	0	0	3
33	NIXON, Dalton	g	1-1	0-0	5-6	0	2	2	4	7	2	0	0	0	18
	Team					3	1	4							
	Totals		22-59	4-17	11-21	13	21	34	21	59	15	11	3	3	200

FG % 1st Half: 12-28 42.9% 2nd half: 10-31 32.3% Game: 22-59 37.3%  
3FG % 1st Half: 1-7 14.3% 2nd half: 3-10 30.0% Game: 4-17 23.5%  
FT % 1st Half: 6-11 54.5% 2nd half: 5-10 50.0% Game: 11-21 52.4%

Officials: Marques Pettigrew, Bill Jacobson, Bret Smith  
Technical fouls: Alabama-None. BYU-None.  
Attendance: 1240  
2017 Barclays Center Classic

Score by periods	1st	2nd	Total
Alabama	42	29	71
BYU	31	28	59

GAME 6

Official Basketball Box Score -- Game Totals -- Final Statistics  
Minnesota vs Alabama  
11/25/17 5:05 pm at Barclays Centers (Brooklyn, N.Y.)

Minnesota 89 • 7-0

#	Player	Total		3-Ptr		Rebounds			PF	TP	A	TO	Blk	Stl	Min
		FG-FGA	FG-FGA	FT-FTA	Off	Def	Tot								
03	MURPHY, Jordan	f	7-11	1-1	4-5	8	6	14	5	19	0	3	3	2	30
32	LYNCH, Reggie	c	1-4	0-0	6-6	4	6	10	3	8	2	0	3	3	30
01	MCBRAYER, Dupree	g	2-9	1-3	2-2	0	0	0	3	7	8	0	0	0	31
02	MASON, Nate	g	6-10	4-6	4-5	0	1	1	3	20	3	2	0	0	23
05	COFFEY, Amir	g	4-11	0-3	4-7	1	6	7	3	12	0	3	0	1	36
04	HARRIS, Jamir	g	2-4	2-4	0-0	1	0	1	0	6	1	0	0	0	7
11	WASHINGTON, Isaiah	g	7-15	0-1	0-0	0	0	0	3	14	2	3	0	1	26
20	FITZGERALD, Davonte	g	1-2	0-1	0-0	0	2	2	2	0	1	0	0	0	5
21	KONATE, Bakary	g	0-0	0-0	0-0	1	1	2	1	2	0	0	0	0	4
42	HURT, Michael	g	0-0	0-0	1-2	0	1	1	1	1	0	0	0	0	8
	Team					2	2	2							
	Totals		30-66	8-19	21-27	17	23	40	25	89	16	12	6	7	200

FG % 1st Half: 13-34 38.2% 2nd half: 17-32 53.1% Game: 30-66 45.5%  
3FG % 1st Half: 2-7 28.6% 2nd half: 6-12 50.0% Game: 8-19 42.1%  
FT % 1st Half: 13-15 86.7% 2nd half: 8-12 66.7% Game: 21-27 77.8%

Alabama 84 • 5-1

#	Player	Total		3-Ptr		Rebounds			PF	TP	A	TO	Blk	Stl	Min
		FG-FGA	FG-FGA	FT-FTA	Off	Def	Tot								
00	HALL, Donta	f	3-8	0-0	2-2	2	5	7	1	8	0	0	1	0	15
04	GIDDENS, Daniel	f	0-1	0-0	0-0	1	1	2	2	0	1	2	0	0	9
02	SEXTON, Collin	g	12-22	4-7	12-16	1	5	6	4	40	5	3	0	1	36
10	JONES, Herbert	g	0-1	0-0	2-2	0	0	0	1	2	0	2	0	0	8
23	PETTY, John	g	2-6	1-4	0-0	1	1	2	0	5	0	2	1	0	23
03	MORRIS, Riley	g	4-8	2-5	3-4	0	2	2	4	13	0	0	0	1	25
05	REESE, Alex	g	0-1	0-1	0-0	0	0	0	0	0	0	0	0	0	3
01	JOHNSON JR, Avery	g	1-1	0-0	0-2	1	1	2	0	2	0	1	0	0	7
12	INGRAM, Dazon	g	2-5	0-1	0-1	0	2	2	5	4	3	2	1	1	25
30	SMITH, Galin	g	3-5	0-0	4-5	4	4	8	2	10	0	1	3	1	26
	Team					3	2	5							
	Totals		27-58	7-18	23-32	13	23	36	20	84	9	13	6	4	177

FG % 1st Half: 11-28 39.3% 2nd half: 16-30 53.3% Game: 27-58 46.6%  
3FG % 1st Half: 1-7 14.3% 2nd half: 6-11 54.5% Game: 7-18 38.9%  
FT % 1st Half: 6-9 66.7% 2nd half: 17-23 73.9% Game: 23-32 71.9%

Officials: Rick Crawford, Bret Smith, Brian McConnell  
Technical fouls: Minnesota-MCBRAYER, Dupree; MASON, Nate 2; TEAM.  
Alabama-INGRAM, Dazon; SEXTON, Collin; TEAM.  
Attendance: 3469  
Barclays Center Classic  
MINN #2 ejected (two T's) at 14:06 (2nd)  
UA bench ejected (ran on court) at 13:39 (2nd)

Score by periods	1st	2nd	Total
Minnesota	41	48	89
Alabama	29	55	84

Points In Off 2nd Fast  
MINN 36 17 21 15 23  
UA 36 18 11 14 29  
Bench  
Largest lead - MINN by 18 2nd-18:35, UA None.  
MINN led for 39:44. UA led for 00:00. Game was tied for 00:16.  
Score tied - 0 times.  
Lead changed - 0 times.

GAME 7

Official Basketball Box Score -- Game Totals -- Final Statistics  
Louisiana Tech vs Alabama  
11/29/17 7 p.m. at Tuscaloosa, Ala. (Coleman Coliseum)

Louisiana Tech 74 • 5-1

#	Player	Total		3-Ptr		Rebounds			PF	TP	A	TO	Blk	Stl	Min
		FG-FGA	FG-FGA	FT-FTA	Off	Def	Tot								
22	WASHINGTON, Jy'lan	f	4-8	0-4	4-6	0	2	2	3	12	0	0	0	0	31
05	WHITE, Joniah	c	2-3	0-0	4-6	3	2	5	4	8	0	1	0	0	18
00	BOYKINS, Jacobi	g	2-12	2-11	8-8	0	5	5	3	14	0	0	0	1	33
02	HARRIS, Jalen	g	6-13	0-2	0-0	1	2	3	4	12	1	3	0	2	20
04	BRACEY, Daquan	g	7-16	1-3	6-10	0	2	2	3	21	4	4	0	0	33
01	JEAN, Derric	g	1-7	1-2	0-0	0	2	2	4	3	1	3	0	1	20
10	DURUJI, Anthony	g	1-3	0-0	0-0	3	3	6	4	2	0	2	2	2	14
21	CHRISTON, Exavian	g	0-2	0-1	0-0	0	3	3	0	0	2	1	0	1	13
25	MCKINLEY, Kyle	g	0-0	0-0	0-0	0	0	0	1	0	0	0	0	0	5
35	POWELL, Oliver	g	1-1	0-0	0-0	1	0	1	3	2	0	0	0	1	13
	Team					4	3	7							
	Totals		24-65	4-23	22-30	12	24	36	29	74	8	14	2	8	200

FG % 1st Half: 12-31 38.7% 2nd half: 12-34 35.3% Game: 24-65 36.9%  
3FG % 1st Half: 4-12 33.3% 2nd half: 0-11 0.0% Game: 4-23 17.4%  
FT % 1st Half: 10-14 71.4% 2nd half: 12-16 75.0% Game: 22-30 73.3%

Alabama 77 • 6-1

#	Player	Total		3-Ptr		Rebounds			PF	TP	A	TO	Blk	Stl	Min
		FG-FGA	FG-FGA	FT-FTA	Off	Def	Tot								
00	Hall, Donta	f	6-7	0-0	3-3	1	6	7	2	15	0	0	4	0	23
04	Giddens, Daniel	c	0-1	0-0	0-0	0	2	2	2	0	0	0	0	0	5
02	Sexton, Collin	g	6-19	1-2	9-11	2	3	5	2	22	3	4	0	3	34
12	Ingram, Dazon	g	4-7	1-1	13-17	1	8	9	2	22	0	3	0	0	32
23	Petty, John	g	1-3	0-2	0-0	0	3	3	1	2	4	2	0	1	19
01	Norris, Riley	g	2-3	0-1	0-1	2	2	4	2	4	1	0	0	0	24
03	Reese, Alex	g	1-1	0-0	0-1	2	1	3	2	2	0	2	0	1	14
05	Johnson Jr, Avery	g	1-4	0-2	0-0	0	1	1	1	2	1	1	0	1	17
10	Jones, Herbert	g	2-7	0-1	2-4	2	3	5	6	1	4	0	2	2	20
30	Smith, Galin	g	1-2	0-0	0-0	1	2	3	2	2	0	2	2	0	12
	Team					0	1	1							
	Totals		24-54	2-9	27-37	11	32	43	21	77	10	18	6	8	200

FG % 1st Half: 12-24 50.0% 2nd half: 12-30 40.0% Game: 24-54 44.4%  
3FG % 1st Half: 2-4 50.0% 2nd half: 0-5 0.0% Game: 2-9 22.2%  
FT % 1st Half: 11-19 57.9% 2nd half: 16-18 88.9% Game: 27-37 73.0%

Score by periods	1st	2nd	Total
Louisiana Tech	38	36	74
Alabama	37	40	77

Points In Off 2nd Fast  
TECH 38 36 74  
UA 37 40 77  
Bench  
Last FG - TECH 2nd-00:03, UA 2nd-01:18.  
Largest lead - TECH by 11 2nd-15:31, UA by 3 2nd-00:27.  
TECH led for 36:10. UA led for 02:47. Game was tied for 01:03.  
Score tied - 4 times.  
Lead changed - 9 times.

GAME 8





2017-18 BOX SCORES

GAME 13

Official Basketball Box Score -- Game Totals -- Final Statistics  
Texas A&M vs Alabama  
12/30/17 5 p.m. CT at Tuscaloosa, Ala. (Coleman Coliseum)

Texas A&M 57 • 11-2, 0-1

#	Player	Total		3-Ptr		Rebounds			PF	TP	A	TO	Blk	Stl	Min
		FG-FGA	FG-FGA	FT-FTA	Off	Def	Tot								
05	Savion Flagg	f	2-7	0-3	0-0	3	6	9	4	4	1	0	0	0	28
34	Tyler Davis	f	6-12	1-1	1-1	3	3	6	4	14	1	3	0	0	29
10	Tonny Trocha-Morelos	c	2-7	1-4	2-4	4	2	6	2	7	1	1	0	1	25
00	Jay Jay Chandler	g	2-8	0-4	2-3	0	1	1	2	6	3	2	0	0	23
13	Duane Wilson	g	3-11	0-3	3-3	0	1	1	1	9	3	1	0	1	32
02	T.J. Starks	g	1-10	0-3	0-0	1	2	3	3	2	0	1	0	2	20
04	J.J. Caldwell	g	0-3	0-1	1-2	2	2	4	2	1	0	2	0	1	16
12	Chris Collins	g	0-1	0-1	0-0	0	0	0	0	0	0	0	0	1	4
15	Isiah Jasey	g	0-0	0-0	0-0	0	0	0	0	0	0	0	0	0	2
44	Robert Williams	g	5-10	0-0	4-7	5	3	8	1	14	0	2	2	1	21
	Team					2	3	5							
	Totals		21-69	2-20	13-20	20	23	43	19	57	9	12	2	7	200

FG % 1st Half: 11-37 29.7% 2nd half: 10-32 31.3% Game: 21-69 30.4%  
3FG % 1st Half: 0-10 0.0% 2nd half: 2-10 20.0% Game: 2-20 10.0%  
FT % 1st Half: 6-7 85.7% 2nd half: 7-13 53.8% Game: 13-20 65.0%

Alabama 79 • 9-4, 1-0

#	Player	Total		3-Ptr		Rebounds			PF	TP	A	TO	Blk	Stl	Min
		FG-FGA	FG-FGA	FT-FTA	Off	Def	Tot								
00	Hall, Donta	f	7-8	0-0	3-3	2	4	6	3	17	1	2	2	0	28
25	Key, Braxton	f	1-3	0-1	0-0	3	3	6	4	2	2	0	0	2	20
02	Sexton, Collin	g	3-12	1-6	9-10	0	3	3	1	16	2	3	0	1	29
12	Ingram, Dazon	g	5-12	1-6	5-6	0	6	6	3	16	3	3	0	3	30
23	Petty, John	g	6-10	5-9	1-1	0	4	4	1	18	3	2	2	0	32
03	Reese, Alex	g	0-0	0-0	0-0	0	1	1	1	0	0	0	0	0	3
04	Giddens, Daniel	g	1-4	0-0	0-0	0	2	2	1	2	0	0	0	2	15
05	Johnson Jr, Avery	g	0-3	0-1	2-2	1	2	3	2	2	0	1	0	1	12
10	Jones, Herbert	g	2-3	0-0	0-2	2	6	8	2	4	2	1	1	0	21
15	Barnes, Tyler	g	0-1	0-1	0-0	0	0	0	0	0	0	0	0	0	1
24	Schaffer, Lawson	g	0-0	0-0	0-0	0	0	0	1	0	1	0	0	0	2
30	Smith, Galin	g	1-2	0-0	0-0	1	0	1	1	2	0	0	2	0	7
	Team					1	1	2							
	Totals		26-58	7-24	20-24	10	32	42	20	79	14	12	9	7	200

FG % 1st Half: 12-32 37.5% 2nd half: 14-26 53.8% Game: 26-58 44.8%  
3FG % 1st Half: 3-12 25.0% 2nd half: 4-12 33.3% Game: 7-24 29.2%  
FT % 1st Half: 8-11 72.7% 2nd half: 12-13 92.3% Game: 20-24 83.3%

Officials: Don Daily, Chuck Jones, Todd Austin  
Technical fouls: Texas A&M-None. Alabama-None.  
Attendance: 14218

Score by periods	1st	2nd	Total
Texas A&M	28	29	57
Alabama	35	44	79

Points	In	Off	2nd	Fast	Bench
Alabama	42	20	16	11	4
UA	20	16	11	4	14

Score tied - 0 times.  
Lead changed - 0 times.

GAME 14

Official Basketball Box Score -- Game Totals -- Final Statistics  
Alabama vs Vanderbilt  
01/02/18 6 p.m. at Nashville, Tenn. (Memorial Gym)

Alabama 75 • 9-5, 1-1 SEC

#	Player	Total		3-Ptr		Rebounds			PF	TP	A	TO	Blk	Stl	Min
		FG-FGA	FG-FGA	FT-FTA	Off	Def	Tot								
00	Hall, Donta	f	6-6	0-0	2-3	1	5	6	3	14	0	2	2	1	27
25	Key, Braxton	f	3-8	1-2	2-2	1	5	6	2	9	3	1	1	4	33
02	Sexton, Collin	g	8-14	1-2	7-7	0	3	3	4	24	5	2	0	3	30
12	Ingram, Dazon	g	2-4	0-1	5-6	0	6	6	1	9	2	2	3	0	29
23	Petty, John	g	1-6	0-3	0-0	0	1	1	0	2	1	1	0	1	28
04	Giddens, Daniel	g	1-2	0-0	3-4	0	1	1	4	5	1	0	0	1	12
05	Johnson Jr, Avery	g	2-4	2-3	0-0	0	2	2	1	6	0	1	0	0	19
10	Jones, Herbert	g	3-8	0-0	0-0	2	1	3	2	6	1	1	2	0	21
30	Smith, Galin	g	0-0	0-0	0-0	0	0	0	0	0	0	0	0	0	1
	Team					0	3	3							
	Totals		26-52	4-11	19-22	4	27	31	17	75	13	10	8	10	200

FG % 1st Half: 11-26 42.3% 2nd half: 15-26 57.7% Game: 26-52 50.0%  
3FG % 1st Half: 3-8 37.5% 2nd half: 1-3 33.3% Game: 4-11 36.4%  
FT % 1st Half: 8-9 88.9% 2nd half: 11-13 84.6% Game: 19-22 86.4%

Vanderbilt 76 • 6-8, 1-1 SEC

#	Player	Total		3-Ptr		Rebounds			PF	TP	A	TO	Blk	Stl	Min
		FG-FGA	FG-FGA	FT-FTA	Off	Def	Tot								
11	ROBERSON, Jeff	f	5-11	2-2	5-6	0	5	5	3	17	2	2	0	2	34
15	BROWN, Clevon	f	1-5	0-3	1-2	3	2	5	2	3	1	1	2	1	16
00	LEE, Saben	g	7-14	2-4	7-9	1	0	1	1	23	2	3	0	3	27
10	EVANS, Maxwell	g	2-7	1-6	4-5	0	1	1	1	9	1	2	0	0	24
13	LaCHANCE, Riley	g	3-5	2-3	2-2	0	2	2	2	10	5	3	0	0	30
01	WILLIS, Payton	g	0-3	0-3	0-0	0	1	1	1	0	1	0	0	0	10
02	TOYE, Joe	g	0-1	0-0	1-2	0	1	1	1	1	0	0	0	0	6
05	FISHER-DAVIS,Matthe	g	4-7	3-4	0-0	2	3	5	3	11	0	1	0	1	29
12	BAPTISTE, Djery	g	1-1	0-0	0-0	0	7	7	1	2	0	0	3	0	24
	Team					3	2	5							
	Totals		23-54	10-25	20-26	9	24	33	15	76	12	12	5	7	200

FG % 1st Half: 12-30 40.0% 2nd half: 11-24 45.8% Game: 23-54 42.6%  
3FG % 1st Half: 8-16 50.0% 2nd half: 2-9 22.2% Game: 10-25 40.0%  
FT % 1st Half: 11-13 84.6% 2nd half: 9-13 69.2% Game: 20-26 76.9%

Officials: Doug Shows, Byron Jarrett, Owen Shortt  
Technical fouls: Alabama-None. Vanderbilt-None.  
Attendance: 9519

Score by periods	1st	2nd	Total
Alabama	33	42	75
Vanderbilt	43	33	76

Score tied - 3 times.  
Lead changed - 3 times.

GAME 15

Official Basketball Box Score -- Game Totals -- Final Statistics  
Alabama vs Georgia  
01/06/18 12:00 PM ET at Stegeman Coliseum -- Athens, Ga.

Alabama 46 • 9-6, 1-2

#	Player	Total		3-Ptr		Rebounds			PF	TP	A	TO	Blk	Stl	Min
		FG-FGA	FG-FGA	FT-FTA	Off	Def	Tot								
00	HALL, DONTA	f	3-6	0-0	1-1	2	4	6	1	7	0	0	0	1	16
25	KEY, BRAXTON	f	0-7	0-4	1-2	1	4	5	1	1	1	1	0	0	20
02	SEXTON, COLLIN	g	9-16	1-3	4-6	0	2	2	3	23	3	3	0	1	33
10	JONES, HERBERT	g	2-7	0-3	0-0	0	4	4	2	4	0	3	2	1	29
23	PETTY, JOHN	g	1-8	1-7	0-0	0	0	0	0	3	1	0	1	1	29
03	REESE, ALEX	g	0-1	0-1	0-0	0	3	3	1	0	0	0	0	0	8
04	GIDDENS, DANIEL	g	0-1	0-0	0-0	0	3	3	4	0	1	0	3	1	22
05	JOHNSON JR, AVERY	g	2-7	2-5	2-2	0	1	1	2	8	1	1	0	2	22
24	SCHAFFER, LAWSON	g	0-0	0-0	0-0	0	0	0	0	0	2	0	1	1	3
30	SMITH, GALIN	g	0-4	0-0	0-0	1	2	3	4	0	0	2	0	0	18
	Team					2	2	4							
	Totals		17-57	4-23	8-11	6	25	31	18	46	7	12	6	8	200

FG % 1st Half: 9-32 28.1% 2nd half: 8-25 32.0% Game: 17-57 29.8%  
3FG % 1st Half: 3-14 21.4% 2nd half: 1-9 11.1% Game: 4-23 17.4%  
FT % 1st Half: 3-4 75.0% 2nd half: 5-7 71.4% Game: 8-11 72.7%

Georgia 65 • 11-3, 2-1

#	Player	Total		3-Ptr		Rebounds			PF	TP	A	TO	Blk	Stl	Min
		FG-FGA	FG-FGA	FT-FTA	Off	Def	Tot								
01	MATEN, Yante	f	9-19	4-7	4-6	4	7	11	1	26	3	0	1	0	35
13	WILRIDGE, ETorrion	f	0-2	0-1	0-0	1	1	2	0	0	3	0	1	0	12
20	HAMMONDS, Rayshaun	f	4-10	2-4	3-3	2	6	8	2	13	1	2	0	2	31
34	OGBEIDE, Derek	f	3-5	0-0	2-2	2	6	8	3	8	0	3	3	1	27
00	JACKSON II, William	g	0-8	0-8	1-2	1	2	3	1	5	1	0	4	0	28
02	HARRIS, Jordan	g	1-4	1-4	2-2	1	5	6	2	5	1	3	0	1	27
03	PARKER, Juwan	g	0-3	0-2	2-2	1	2	0	0	0	0	0	0	0	8
04	SCHAFER, Tyree	g	0-1	0-1	1-2	0	0	0	0	1	0	0	0	0	1
05	DIATTA, Pape	g	0-0	0-0	0-0	0	0	0	0	0	0	0	0	0	1
10	HIGHTOWER, Tashaun	g	1-3	1-1	0-0	0	2	2	1	3	2	2	0	0	12
24	O'NEILL, Connor	g	0-0	0-0	0-0	0	0	0	0	0	0	0	0	0	1
30	KANTE, Isaac	g	0-0	0-0	0-0	0	0	0	0	0	0	0	0	0	1
32	EDWARDS, Mike	g	0-0	0-0	0-0	0	0	0	0	0	0	0	0	0	1
33	CLAXTON, Nicolas	g	2-3	1-1	1-2	1	3	4	3	6	0	0	0	0	15
	Team					2	1	3							
	Totals		20-58	9-29	16-21	14	35	49	16	65	15	13	5	8	200

FG % 1st Half: 15-31 48.4

2017-18 BOX SCORES

GAME 17

Official Basketball Box Score -- Game Totals -- Final Statistics  
Alabama vs LSU  
01/13/18 7:31 PM at Maravich Center (Baton Rouge, La.)

Alabama 74 • 11-6 (3-2)

#	Player	Total			3-Ptr			Rebounds			PF	TP	A	TO	Blk	Stl	Min
		FG-FGA	FG-FGA	FT-FTA	FG-FGA	FG-FGA	FT-FTA	Off	Def	Tot							
04	Giddens, Daniel	r	1-1	0-0	0-0	2	0	2	4	2	0	1	1	0	0	8	
25	Key, Braxton	r	3-8	0-2	0-0	0	4	4	2	6	2	2	0	1	24		
02	Sexton, Collin	g	4-16	1-5	6-6	2	5	7	5	15	3	9	1	0	34		
10	Jones, Herbert	g	2-4	1-1	0-0	3	3	6	1	5	0	2	0	2	25		
12	Ingram, Dazon	g	4-5	0-1	10-10	0	10	10	2	18	3	1	1	3	32		
03	Reese, Alex	g	4-6	1-3	0-0	1	2	3	2	9	0	2	0	1	11		
05	Johnson Jr, Avery	g	1-4	1-3	2-2	0	0	2	5	0	0	0	0	0	11		
23	Petty, John	g	2-8	2-7	0-0	0	1	1	1	6	0	1	0	1	26		
30	Smith, Galin	g	4-5	0-0	0-0	2	2	4	1	8	0	0	1	0	29		
Team						2	1	3									
Totals			25-57	6-22	18-18	12	28	40	20	74	8	19	4	8	200		

FG % 1st Half: 12-30 40.0% 2nd half: 13-27 48.1% Game: 25-57 43.9%  
3FG % 1st Half: 4-11 36.4% 2nd half: 2-11 18.2% Game: 6-22 27.3%  
FT % 1st Half: 4-4 100.0 2nd half: 14-14 100.0 Game: 18-18 100.0

LSU 66 • 11-5 (2-2)

#	Player	Total			3-Ptr			Rebounds			PF	TP	A	TO	Blk	Stl	Min
		FG-FGA	FG-FGA	FT-FTA	FG-FGA	FG-FGA	FT-FTA	Off	Def	Tot							
01	Duop Reath	r	3-7	1-1	5-6	0	2	2	3	12	1	5	1	1	28		
21	Aaron Epps	r	5-7	2-3	2-2	2	2	4	2	14	2	0	1	2	29		
03	Tremont Waters	g	5-13	3-9	6-8	0	3	3	4	19	5	1	0	3	37		
04	Skylar Mays	g	2-7	1-3	1-2	1	2	3	3	6	3	1	0	0	26		
05	Daryl Edwards	g	2-6	0-3	0-0	0	0	0	1	4	1	1	0	1	22		
00	Brandon Sampson	g	2-5	0-3	3-4	0	0	3	1	7	0	3	0	2	20		
02	Brandon Rachal	g	0-1	0-0	0-0	2	2	4	3	0	0	2	1	1	19		
14	Randy Onwuasor	g	2-5	0-2	0-0	0	4	4	0	4	1	1	0	1	15		
44	Wayde Sims	g	0-1	0-1	0-0	0	0	0	0	0	0	0	0	0	4		
Team						0	1	1									
Totals			21-52	7-25	17-22	5	19	24	18	66	13	14	3	11	200		

FG % 1st Half: 11-31 35.5% 2nd half: 10-21 47.6% Game: 21-52 40.4%  
3FG % 1st Half: 4-17 23.5% 2nd half: 3-8 37.5% Game: 7-25 28.0%  
FT % 1st Half: 4-4 100.0 2nd half: 13-18 72.2% Game: 17-22 77.3%

Officials: Olandis Poole, Peter Juzenas, Gerald Williams  
Technical fouls: Alabama-None. LSU-TEAM.  
Attendance: 13600  
5th largest crowd in the current PMAC configuration

Score by periods	1st	2nd	Total
Alabama	32	42	74
LSU	30	36	66

GAME 18

Official Basketball Box Score -- Game Totals -- Final Statistics  
Auburn vs Alabama  
1/17/18 6 p.m. CT at Tuscaloosa, Ala. (Coleman Coliseum)

Auburn 71 • 16-2, 4-1

#	Player	Total			3-Ptr			Rebounds			PF	TP	A	TO	Blk	Stl	Min
		FG-FGA	FG-FGA	FT-FTA	FG-FGA	FG-FGA	FT-FTA	Off	Def	Tot							
13	MURRAY, Desean	r	3-6	0-1	5-6	6	4	10	2	11	1	2	0	0	24		
24	MCLEMORE, Anfernee	r	2-8	0-2	2-2	1	1	2	2	6	0	0	0	1	15		
01	HARPER, Jared	g	3-9	0-4	4-8	0	0	0	1	10	2	2	0	2	31		
02	BROWN, Bryce	g	4-11	4-8	0-0	1	0	1	4	12	1	3	1	0	32		
05	HERON, Mustapha	g	2-7	0-2	1-2	0	3	3	5	5	1	4	0	2	26		
00	SPENCER, Horace	g	3-3	0-0	0-0	0	6	6	2	6	0	2	2	3	20		
04	OKEKE, Chuma	g	3-7	2-5	2-4	2	4	6	2	10	0	0	1	0	21		
10	MITCHELL, Davion	g	1-2	1-1	0-0	0	0	0	2	3	5	0	0	0	13		
14	DUNBAR, Malik	g	3-8	2-3	0-0	0	3	3	1	8	1	1	0	1	18		
Team						2	2	4									
Totals			24-61	9-26	14-22	12	23	35	21	71	11	14	4	9	200		

FG % 1st Half: 12-34 35.3% 2nd half: 12-27 44.4% Game: 24-61 39.3%  
3FG % 1st Half: 7-15 46.7% 2nd half: 2-11 18.2% Game: 9-26 34.6%  
FT % 1st Half: 2-3 66.7% 2nd half: 12-19 63.2% Game: 14-22 63.6%

Alabama 76 • 12-6, 4-2

#	Player	Total			3-Ptr			Rebounds			PF	TP	A	TO	Blk	Stl	Min
		FG-FGA	FG-FGA	FT-FTA	FG-FGA	FG-FGA	FT-FTA	Off	Def	Tot							
25	Key, Braxton	r	1-3	0-1	2-2	1	8	9	1	4	3	3	1	1	31		
04	Giddens, Daniel	c	1-1	0-0	1-2	0	2	2	3	3	0	2	1	0	13		
10	Jones, Herbert	g	5-9	0-0	1-2	1	6	7	5	11	4	2	1	4	25		
12	Ingram, Dazon	g	3-10	0-1	10-13	0	3	3	3	16	2	5	0	2	35		
23	Petty, John	g	9-14	8-13	1-2	0	1	1	1	27	2	3	0	0	33		
00	Hall, Donta	g	1-1	0-0	0-0	1	4	5	0	2	0	0	1	1	15		
03	Reese, Alex	g	2-7	2-5	1-2	1	2	3	4	7	0	0	0	0	15		
05	Johnson Jr, Avery	g	1-4	0-3	0-0	0	1	1	3	2	1	1	1	0	15		
24	Schaffer, Lawson	g	0-0	0-0	0-0	0	0	0	0	0	0	0	0	0	1		
30	Smith, Galin	g	2-2	0-0	0-2	1	0	1	5	4	0	3	3	0	17		
Team						3	2	5									
Totals			25-51	10-23	16-25	8	29	37	25	76	12	19	8	8	200		

FG % 1st Half: 10-25 40.0% 2nd half: 15-26 57.7% Game: 25-51 49.0%  
3FG % 1st Half: 5-12 41.7% 2nd half: 5-11 45.5% Game: 10-23 43.5%  
FT % 1st Half: 5-6 83.3% 2nd half: 11-19 57.9% Game: 16-25 64.0%

Officials: Anthony Jordan, Jamie Luckie, Mike Nance  
Technical fouls: Auburn-None. Alabama-None.  
Attendance: 15383

Score by periods	1st	2nd	Total
Auburn	33	38	71
Alabama	30	46	76

Points	In	Off	2nd	Fast	Bench
	Paint	T/O	Chance	Break	
AU	26	16	13	4	27
UA	24	21	4	6	15

Last FG - AU 2nd-00:04, UA 2nd-00:43.  
Largest lead - AU by 4 1st-04:41, UA by 13 2nd-09:16.  
AU led for 08:04, UA led for 28:54. Game was tied for 03:02.  
Score tied - 6 times.  
Lead changed - 8 times.

GAME 19

Official Basketball Box Score -- Game Totals -- Final Statistics  
Mississippi State vs Alabama  
1/20/18 7:30 p.m. at Tuscaloosa, Ala. (Coleman Coliseum)

Mississippi State 62 • 14-5, 2-4

#	Player	Total			3-Ptr			Rebounds			PF	TP	A	TO	Blk	Stl	Min
		FG-FGA	FG-FGA	FT-FTA	FG-FGA	FG-FGA	FT-FTA	Off	Def	Tot							
24	Ado, Abdul	r	5-8	0-0	1-1	2	2	4	4	11	0	3	1	0	20		
35	Holman, Aric	r	3-5	1-1	4-5	2	8	10	3	11	0	1	0	0	28		
00	Weatherspoon, Nick	g	2-9	1-4	2-2	0	1	1	2	7	1	2	0	1	25		
11	Weatherspoon, Q	g	4-9	0-3	4-4	4	5	9	2	12	2	5	0	2	31		
23	Carter, Tyson	g	1-5	1-4	0-0	0	0	0	1	3	0	1	0	0	23		
01	Peters, Lamar	g	6-15	4-10	1-2	0	1	1	3	17	2	2	0	3	28		
02	Wright, Eli	g	0-1	0-0	0-0	0	2	2	2	0	0	0	0	0	12		
22	Feazell, KeyShawn	g	0-2	0-1	0-0	0	1	1	1	0	0	0	0	0	13		
45	Datchler, E.J.	g	0-2	0-0	1-2	1	4	5	2	1	0	1	0	1	20		
Team						4	1	5									
Totals			21-56	7-23	13-16	13	25	38	20	62	5	16	1	7	200		

FG % 1st Half: 8-25 32.0% 2nd half: 13-31 41.9% Game: 21-56 37.5%  
3FG % 1st Half: 2-10 20.0% 2nd half: 5-13 38.5% Game: 7-23 30.4%  
FT % 1st Half: 4-6 66.7% 2nd half: 9-10 90.0% Game: 13-16 81.3%

Alabama 68 • 13-6, 5-2

#	Player	Total			3-Ptr			Rebounds			PF	TP	A	TO	Blk	Stl	Min
		FG-FGA	FG-FGA	FT-FTA	FG-FGA	FG-FGA	FT-FTA	Off	Def	Tot							
25	Key, Braxton	r	6-13	2-4	2-3	3	2	5	1	16	4	2	1	3	28		
04	Giddens, Daniel	c	5-7	0-0	3-6	3	1	4	4	13	1	0	3	1	22		
10	Jones, Herbert	g	3-8	0-1	0-0	2	3	5	1	6	0	1	1	0	30		
12	Ingram, Dazon	g	0-2	0-0	7-10	1	7	8	4	7	6	3	0	1	29		
23	Petty, John	g	3-11	2-7	1-2	1	3	4	2	9	4	2	0	1	35		
00	Hall, Donta	g	4-8	0-0	0-2	2	3	5	1	8	1	1	1	0	19		
03	Reese, Alex	g	1-4	0-2	0-0	0	2	2	0	2	0	0	0	1	12		
05	Johnson Jr, Avery	g	2-3	1-2	0-0	0	1	1	1	5	0						

2017-18 BOX SCORES

GAME 21

Official Basketball Box Score -- Game Totals -- Final Statistics  
Oklahoma vs Alabama  
1/27/18 1:15 p.m. at Tuscaloosa, Ala. (Coleman Coliseum)

Oklahoma 73 • 15-5

##	Player	Total			3-Ptr			Rebounds			PF	TP	A	T	Blk	Stl	Min
		FG	FGA	FT	FTA	FG	FGA	FT	FTA	Off							
03	Lattin, Khadeem	f	8-11	0-0	2-2	4	3	7	3	18	0	0	2	1	28		
35	Manek, Brady	f	5-13	1-7	1-1	4	5	9	3	12	2	1	0	0	28		
00	James, Christian	g	3-9	2-7	0-0	1	5	6	4	8	0	2	0	1	32		
01	Odomes, Rashard	g	6-12	0-0	3-4	4	3	7	2	15	1	0	0	1	23		
11	Young, Trae	g	6-17	4-9	1-2	0	3	3	2	17	8	5	0	1	37		
04	McNeace, Jamuni	g	0-0	0-0	0-0	0	0	0	2	0	0	1	1	0	9		
05	Freeman, Matt	g	0-1	0-0	0-0	0	0	0	0	0	0	0	0	0	4		
13	Shepherd, Jordan	g	0-2	0-1	0-0	0	0	0	0	0	1	0	0	0	12		
14	Sazenby, Ty	g	0-0	0-1	0-0	0	0	0	0	0	0	0	0	0	3		
20	McGusty, Kameron	g	1-4	1-3	0-0	0	2	2	1	3	0	2	0	0	13		
21	Doolittle, Kristian	g	0-1	0-0	0-0	0	2	2	0	0	0	0	0	0	8		
44	Polla, Hannes	g	0-1	0-0	0-0	0	0	0	0	0	0	0	0	0	3		
Team						2	0	2				1					
Totals			29-71	8-27	7-9	15	23	38	18	73	12	13	3	4	200		

FG % 1st Half: 14-36 38.9% 2nd half: 15-35 42.9% Game: 29-71 40.8%  
3FG % 1st Half: 4-13 30.8% 2nd half: 4-14 28.6% Game: 8-27 29.6%  
FT % 1st Half: 3-4 75.0% 2nd half: 4-5 80.0% Game: 7-9 77.8%

Alabama 80 • 14-7

##	Player	Total			3-Ptr			Rebounds			PF	TP	A	T	Blk	Stl	Min
		FG	FGA	FT	FTA	FG	FGA	FT	FTA	Off							
00	Hall, Donta	f	4-6	0-0	1-4	3	4	7	0	9	2	2	8	1	24		
25	Key, Braxton	f	3-9	2-5	3-4	1	4	5	1	11	2	1	0	2	29		
02	Sexton, Collin	g	8-14	1-4	1-2	0	3	3	3	18	2	3	0	0	32		
12	Ingram, Dazon	g	2-4	1-1	3-4	0	3	3	3	8	3	1	0	1	25		
23	Petty, John	g	3-4	3-4	0-0	0	3	3	0	9	1	4	0	1	23		
03	Reese, Alex	g	1-3	1-3	0-0	0	0	0	0	3	2	0	1	1	11		
04	Giddens, Daniel	g	2-2	0-0	0-1	2	7	9	1	4	0	3	2	0	17		
05	Johnson Jr., Avery	g	1-2	0-1	2-2	0	0	0	0	4	0	1	0	0	8		
10	Jones, Herbert	g	6-10	0-1	2-5	1	4	5	3	14	3	2	1	2	31		
Team						2	0	2				1					
Totals			30-54	8-19	12-22	9	28	37	11	80	15	17	12	8	200		

FG % 1st Half: 16-31 51.6% 2nd half: 14-23 60.9% Game: 30-54 55.6%  
3FG % 1st Half: 5-12 41.7% 2nd half: 3-7 42.9% Game: 8-19 42.1%  
FT % 1st Half: 4-7 57.1% 2nd half: 8-15 53.3% Game: 12-22 54.5%

Officials: Doug Simmons, Olandis Poole, Chuck Jones  
Technical fouls: Oklahoma-None. Alabama-None.  
Attendance: 15383  
Big 12/SEC Challenge

Score by periods	1st	2nd	Total	Points	In	Off	2nd	Fast	Bench
Oklahoma	35	38	73	40	18	22	0	3	25
Alabama	41	39	80	42	18	11	12	25	

Last FG - OU 2nd-00:00, UA 2nd-01:59.  
Largest lead - OU by 5 2nd-11:12, UA by 13 1st-07:04.  
OU led for 07:25. UA led for 30:15. Game was tied for 02:20.

GAME 23

Official Basketball Box Score -- Game Totals -- Final Statistics  
Alabama vs Florida  
2/3/18 4 p.m. at Exactech Arena - Gainesville, Fla.

Alabama 68 • 15-8, 6-4 SEC

##	Player	Total			3-Ptr			Rebounds			PF	TP	A	T	Blk	Stl	Min
		FG	FGA	FT	FTA	FG	FGA	FT	FTA	Off							
00	Hall, Donta	f	7-7	0-0	0-0	4	7	11	2	14	0	3	1	1	28		
04	Giddens, Daniel	f	0-2	0-0	0-0	0	0	0	1	0	0	1	0	0	7		
02	Sexton, Collin	g	7-15	2-5	1-2	2	6	8	2	17	6	3	1	2	31		
12	Ingram, Dazon	g	4-7	0-1	0-3	0	7	7	1	8	1	4	0	1	32		
23	Petty, John	g	0-2	0-2	0-0	0	3	3	1	0	1	2	0	0	18		
05	Johnson Jr., Avery	g	4-8	1-2	1-3	2	0	2	1	10	2	0	0	2	21		
10	Jones, Herbert	g	2-4	0-0	2-2	0	1	1	3	6	0	2	1	0	23		
25	Key, Braxton	g	5-7	1-3	2-2	1	4	5	1	13	2	3	1	0	34		
30	Smith, Galin	g	0-0	0-0	0-0	0	0	0	0	0	1	0	0	0	6		
Team						2	4	6				2					
Totals			29-52	4-13	6-12	11	32	43	12	68	12	19	4	6	200		

FG % 1st Half: 11-21 52.4% 2nd half: 18-31 58.1% Game: 29-52 55.8%  
3FG % 1st Half: 3-7 42.9% 2nd half: 1-6 16.7% Game: 4-13 30.8%  
FT % 1st Half: 2-4 50.0% 2nd half: 4-8 50.0% Game: 6-12 50.0%

Florida 50 • 15-8, 6-4 SEC

##	Player	Total			3-Ptr			Rebounds			PF	TP	A	T	Blk	Stl	Min
		FG	FGA	FT	FTA	FG	FGA	FT	FTA	Off							
25	Stone, Keith	f	4-9	1-3	3-4	2	3	5	1	12	1	2	0	1	30		
03	Hudson, Jalen	g	3-10	0-4	0-0	0	1	1	2	6	0	5	1	0	30		
04	Koulechov, Egor	g	5-10	1-4	0-0	0	2	2	1	11	0	2	0	1	28		
05	Allen, KeVaughn	g	5-12	3-7	3-3	0	4	4	1	16	3	1	0	3	33		
11	Chiozza, Chris	g	2-9	0-3	0-1	0	2	2	3	4	4	2	1	4	35		
00	Okauru, Mike	g	0-3	0-2	1-2	1	0	1	2	1	0	0	0	2	11		
12	Gak, Gorjok	g	0-0	0-0	0-0	1	1	2	0	0	0	0	0	0	4		
13	Hayes, Kevarrius	g	0-2	0-0	0-1	3	2	5	3	0	0	0	1	1	17		
21	Bassett, Dontay	g	0-0	0-0	0-0	1	1	2	0	0	0	0	0	0	5		
24	Ballard, Deaundrae	g	0-2	0-1	0-0	0	0	0	0	0	1	0	0	0	7		
Team						1	0	1				0					
Totals			19-57	5-24	7-11	9	16	25	13	50	9	12	3	12	200		

FG % 1st Half: 12-26 46.2% 2nd half: 7-31 22.6% Game: 19-57 33.3%  
3FG % 1st Half: 3-7 42.9% 2nd half: 2-13 15.4% Game: 5-24 20.8%  
FT % 1st Half: 6-9 66.7% 2nd half: 1-2 50.0% Game: 7-11 63.6%

Officials: Olandis Poole, Peter Juzenas, Tim Gattis  
Technical fouls: Alabama-None. Florida-None.  
Attendance: 10845

Score by periods	1st	2nd	Total	Points	In	Off	2nd	Fast	Bench
Alabama	27	41	68	46	15	14	10	29	1
Florida	33	17	50	26	8	12	8	21	15

Last FG - UA 2nd-01:48, UF 2nd-05:56.  
Largest lead - UA by 18 2nd-01:48, UF by 10 1st-07:47.  
UA led for 13:45, UF led for 23:06. Game was tied for 03:09.

GAME 22

Official Basketball Box Score -- Game Totals -- Final Statistics  
Missouri vs Alabama  
1/31/18 8:05 p.m. at Tuscaloosa, Ala. (Coleman Coliseum)

Missouri 69 • 14-8, 4-5

##	Player	Total			3-Ptr			Rebounds			PF	TP	A	T	Blk	Stl	Min
		FG	FGA	FT	FTA	FG	FGA	FT	FTA	Off							
21	BARNETT, Jordan	f	3-7	2-4	0-0	0	2	2	3	8	0	2	0	1	30		
23	TILMON, Jeremiah	f	6-6	0-0	0-1	0	3	3	5	12	1	3	1	0	14		
24	PURYEAR, Kevin	f	0-5	0-3	2-2	4	2	6	3	2	1	3	0	0	34		
03	ROBERTSON, Kassius	g	6-10	4-8	6-7	0	4	4	1	22	4	4	0	0	39		
33	VANLEER, Cullen	g	1-4	1-4	0-0	0	2	2	3	3	2	1	0	2	27		
10	RAU, Brett	g	0-0	0-0	0-0	0	0	0	0	0	0	0	0	0	0+		
11	PORTER, Jontay	g	6-9	1-3	0-0	0	3	3	4	13	1	2	0	0	18		
14	NIKKO, Reed	g	2-3	0-0	0-1	0	2	2	4	4	0	2	1	0	11		
15	GEIST, Jordan	g	1-3	1-1	2-4	0	9	9	2	5	4	0	0	0	27		
Team						2	4	6				2					
Totals			25-47	9-23	10-15	6	31	37	25	69	13	19	2	3	200		

FG % 1st Half: 14-25 56.0% 2nd half: 11-22 50.0% Game: 25-47 53.2%  
3FG % 1st Half: 5-11 45.5% 2nd half: 4-12 33.3% Game: 9-23 39.1%  
FT % 1st Half: 2-3 66.7% 2nd half: 8-12 66.7% Game: 10-15 66.7%

Alabama 60 • 14-8, 5-4

##	Player	Total			3-Ptr			Rebounds			PF	TP	A	T	Blk	Stl	Min
		FG	FGA	FT	FTA	FG	FGA	FT	FTA	Off							
00	Hall, Donta	f	2-5	0-0	5-8	1	3	4	2	9	0	2	0	1	23		
25	Key, Braxton	f	0-1	0-0	1-2	1	2	3	2	1	1	2	0	1	23		
02	Sexton, Collin	g	7-16	3-7	6-10	1	3	4	4	23	2	1	0	1	33		
12	Ingram, Dazon	g	3-6	1-2	3-5	0	4	4	3	10	1	0</					

2017-18 BOX SCORES

GAME 25

Official Basketball Box Score -- Game Totals -- Final Statistics  
Tennessee vs Alabama  
2/10/18 5 p.m. CT at Tuscaloosa, Ala. (Coleman Coliseum)

Tennessee 50 • 18-6, 8-4

##	Player	Total			3-Ptr			Rebounds			PF	TP	A	TO	Blk	Stl	Min
		FG-FGA	FG-FGA	FT-FTA	FG-FGA	FG-FGA	FT-FTA	Off	Def	Tot							
02	Williams, Grant	f	5-12	0-1	6-7	4	0	4	2	16	1	1	1	0	24		
05	Schofield, Admiral	f	2-8	1-3	2-4	0	7	7	1	2	0	0	0	0	14		
11	Alexander, Kyle	f	1-3	0-0	0-0	1	3	4	2	2	0	0	0	0	14		
00	Bone, Jordan	g	1-5	0-1	0-0	0	0	0	2	2	2	1	0	1	14		
23	Bowden, Jordan	g	2-10	1-4	0-0	1	0	1	3	5	1	1	0	1	27		
01	Turner, Lamonte	g	1-4	1-3	2-3	0	1	1	1	5	1	3	0	1	24		
03	Daniel, James	g	1-5	1-4	0-0	1	1	2	1	3	1	1	0	0	13		
10	Fulkerson, John	g	0-1	0-0	1-2	0	2	2	1	1	0	0	0	0	13		
13	Johnson, Jalen	g	1-3	0-1	0-0	0	2	2	0	2	0	0	1	0	17		
15	Walker, Derrick	g	2-3	0-0	0-0	3	4	7	3	4	0	1	2	0	15		
32	Darrington, Chris	g	0-3	0-0	3-4	0	0	0	2	3	0	1	0	0	8		
35	Pons, Yves	g	0-1	0-0	0-0	1	0	1	0	0	1	1	0	0	8		
Team						2	2	4									
Totals			16-58	4-17	14-20	13	22	35	16	50	7	13	4	4	200		

FG % 1st Half: 9-29 31.0% 2nd half: 7-29 24.1% Game: 16-58 27.6%  
3FG % 1st Half: 4-10 40.0% 2nd half: 0-7 0.0% Game: 4-17 23.5%  
FT % 1st Half: 5-6 83.3% 2nd half: 9-14 64.3% Game: 14-20 70.0%

Alabama 78 • 16-9, 7-5

##	Player	Total			3-Ptr			Rebounds			PF	TP	A	TO	Blk	Stl	Min
		FG-FGA	FG-FGA	FT-FTA	FG-FGA	FG-FGA	FT-FTA	Off	Def	Tot							
00	Hall, Donta	f	8-10	0-0	1-4	3	8	11	3	17	1	0	3	2	27		
04	Giddens, Daniel	c	1-2	0-0	0-0	2	4	6	4	2	0	2	0	2	14		
02	Sexton, Collin	g	6-10	1-3	3-4	0	5	5	1	16	4	2	0	0	24		
12	Ingram, Dazon	g	3-5	0-1	0-0	0	4	4	2	6	2	1	0	1	25		
23	Petty, John	g	4-7	3-4	3-4	1	1	2	0	14	4	2	2	0	27		
03	Reese, Alex	g	2-3	0-1	0-0	0	1	1	3	4	0	1	0	0	12		
05	Johnson Jr., Avery	g	0-4	0-1	2-2	1	1	2	3	2	1	2	0	0	16		
10	Jones, Herbert	g	3-7	1-2	0-0	0	2	2	0	7	2	0	0	3	17		
15	Barnes, Tyler	g	0-0	0-0	0-0	0	0	0	0	0	0	0	0	0	2		
25	Key, Braxton	g	4-7	0-2	0-1	1	3	4	0	8	1	1	0	0	24		
30	Smith, Galin	g	1-1	0-0	0-1	0	0	0	0	2	0	0	2	0	12		
Team						0	3	3									
Totals			32-56	5-14	9-18	8	32	40	16	78	15	11	7	8	200		

FG % 1st Half: 16-29 55.2% 2nd half: 16-27 59.3% Game: 32-56 57.1%  
3FG % 1st Half: 2-7 28.6% 2nd half: 3-7 42.9% Game: 5-14 35.7%  
FT % 1st Half: 3-5 60.0% 2nd half: 6-13 46.2% Game: 9-18 50.0%

Officials: Joe Lindsey, William Covington, Garrick Shannon  
Technical fouls: Tennessee-None. Alabama-None.  
Attendance: 15383

Score by periods	1st	2nd	Total
Tennessee	27	23	50
Alabama	37	41	78

Points	In	Off	2nd	Fast	Bench
UT	Paint	T/O	Chance	Break	
UT	18	10	8	0	18
UA	50	15	11	12	23

Last FG - UT 2nd-01:27, UA 2nd-02:46.  
Largest lead - UT None, UA by 28 2nd-05:24.  
UT led for 00:00, UA led for 39:19. Game was tied for 00:41.

Score tied - 1 time.  
Lead changed - 0 times.

GAME 26

Official Basketball Box Score -- Game Totals -- Final Statistics  
LSU vs Alabama  
2/13/18 8 p.m. CT at Tuscaloosa, Ala. (Coleman Coliseum)

LSU 65 • 14-11, 5-8

##	Player	Total			3-Ptr			Rebounds			PF	TP	A	TO	Blk	Stl	Min
		FG-FGA	FG-FGA	FT-FTA	FG-FGA	FG-FGA	FT-FTA	Off	Def	Tot							
01	Reath, Duop	f	2-7	1-1	0-2	2	3	5	1	5	0	2	2	0	27		
21	Epps, Aaron	f	2-8	0-4	0-0	1	3	4	4	4	0	2	1	0	30		
04	Waters, Tremont	g	2-12	1-6	0-0	0	1	1	3	5	4	1	0	4	25		
03	Mays, Skylar	g	3-7	2-5	5-5	2	7	9	3	13	3	0	0	1	36		
05	Edwards, Daryl	g	8-10	3-3	2-4	0	3	3	2	21	1	2	0	3	33		
00	Sampson, Brandon	g	2-3	1-2	0-0	0	4	4	3	5	1	3	0	1	16		
02	Rachal, Brandon	g	1-4	0-0	1-2	2	1	3	1	3	0	0	0	1	8		
12	Graves, Marshall	g	0-0	0-0	0-0	0	0	0	0	0	0	0	0	0	3		
14	Onwuasor, Randy	g	1-3	1-2	4-4	1	1	2	7	0	2	0	0	1	15		
44	Sims, Wayne	g	1-2	0-0	0-0	0	0	0	4	2	0	2	0	0	7		
Team						1	1	2									
Totals			22-56	9-23	12-17	9	24	33	23	65	10	14	3	11	200		

FG % 1st Half: 11-31 35.5% 2nd half: 11-25 44.0% Game: 22-56 39.3%  
3FG % 1st Half: 3-10 30.0% 2nd half: 6-13 46.2% Game: 9-23 39.1%  
FT % 1st Half: 5-8 62.5% 2nd half: 7-9 77.8% Game: 12-17 70.6%

Alabama 80 • 17-9, 8-5

##	Player	Total			3-Ptr			Rebounds			PF	TP	A	TO	Blk	Stl	Min
		FG-FGA	FG-FGA	FT-FTA	FG-FGA	FG-FGA	FT-FTA	Off	Def	Tot							
00	Hall, Donta	f	8-10	0-0	4-7	2	6	8	1	20	0	1	2	2	25		
04	Giddens, Daniel	c	1-1	0-0	2-2	0	4	4	4	4	1	0	0	0	13		
02	Sexton, Collin	g	5-11	2-5	3-6	0	4	4	15	6	3	0	1	22			
12	Ingram, Dazon	g	2-5	2-3	1-2	0	2	2	0	7	3	0	0	0	25		
23	Petty, John	g	4-5	3-3	0-0	0	5	5	1	11	1	3	0	0	29		
03	Reese, Alex	g	1-2	1-2	2-2	0	2	2	0	5	0	2	0	0	11		
05	Johnson Jr., Avery	g	0-2	0-1	2-2	0	0	0	2	2	2	1	0	0	15		
10	Jones, Herbert	g	1-4	0-3	0-0	2	2	4	2	3	1	1	1	1	22		
15	Barnes, Tyler	g	0-0	0-0	0-0	0	0	0	0	0	0	0	0	0	1		
24	Schaffer, Lawson	g	0-1	0-1	0-0	0	0	0	0	0	0	0	0	0	3		
25	Key, Braxton	g	4-7	2-3	2-2	0	7	7	0	12	1	1	0	0	26		
30	Smith, Galin	g	1-1	0-0	0-0	0	0	0	0	2	0	1	1	0	8		
Team						0	0	0									
Totals			27-49	10-21	16-23	4	28	32	16	80	17	14	4	4	200		

FG % 1st Half: 13-25 52.0% 2nd half: 14-24 58.3% Game: 27-49 55.1%  
3FG % 1st Half: 6-13 46.2% 2nd half: 4-8 50.0% Game: 10-21 47.6%  
FT % 1st Half: 7-11 63.6% 2nd half: 9-12 75.0% Game: 16-23 69.6%

Officials: Doug Shows, Chuck Jones, Jeffrey Anderson  
Technical fouls: LSU-None. Alabama-None.  
Attendance: 11154

Score by periods	1st	2nd	Total
LSU	30	35	65
Alabama	39	41	80

Points	In	Off	2nd	Fast	Bench
LSU	Paint	T/O	Chance	Break	
LSU	24	16	10	10	17
UA	32	18	8	4	23

Last FG - LSU 2nd-00:08, UA 2nd-00:21.  
Largest lead - LSU None, UA by 25 2nd-04:51.  
LSU led for 00:00, UA led for 39:35. Game was tied for 00:25.

Score tied - 0 times.  
Lead changed - 0 times.

GAME 27

Official Basketball Box Score -- Game Totals -- Final Statistics  
Alabama vs Kentucky  
2/17/18 2 p.m. at Rupp Arena - Lexington, KY

Alabama 71 • 17-10, 8-6

##	Player	Total			3-Ptr			Rebounds			PF	TP	A	TO	Blk	Stl	Min
		FG-FGA	FG-FGA	FT-FTA	FG-FGA	FG-FGA	FT-FTA	Off	Def	Tot							
00	Hall, Donta	f	7-8	0-0	2-5	3	3	6	3	16	0	0	2	0	30		
04	Giddens, Daniel	f	1-1	0-0	0-1	1	0	1	2	2	0	3	0	0	15		
02	Sexton, Collin	g	4-11	0-4	4-4	0	2	2	5	12	3	2	0	0	29		
12	Ingram, Dazon	g	4-7	1-2	0-0	2	1	3	3	9	2	1	0	0	33		
23	Petty, John	g	3-11	3-10	4-4	0	1	1	1	13	3	3	0	1	29		
03	Reese, Alex	g	3-7	2-4	2-2	0	4	4	3	10	0	2	1	1	15		
05	Johnson Jr., Avery	g	1-2	0-0	0-0	0	0	0	0	2	2	0	0	0	9		
10	Jones, Herbert	g	1-3	0-1	0-1	1	3	4	2	2	0	1	0	0	17		
24	Schaffer, Lawson	g	0-0	0-0	0-0	0	0	0	0	0	0	0	0	0	0		
25	Key, Braxton	g	2-5	0-3	1-4	2	2	4	3	5	1	1	0	1	19		
30	Smith, Galin	g	0-0	0-0	0-0	0	0	0	0	0	0	0	0	0	4		
Team						0	2	2									

2017-18 BOX SCORES

GAME 29

Official Basketball Box Score -- Game Totals -- Final Statistics  
Arkansas vs Alabama  
2/24/18 5 p.m. CT at Tuscaloosa, Ala. (Coleman Coliseum)

Arkansas 76 • 20-9, 9-7

#	Player	Total			3-Ptr			Rebounds			PF	TP	A	TO	Blk	Stl	Min
		FG-FGA	FG-FGA	FT-FTA	FG-FGA	FG-FGA	FT-FTA	Off	Def	Tot							
10	Gafford, Daniel	f	4-12	0-0	3-4	5	2	7	4	11	1	0	0	0	0	20	
13	Thomas, Dustin	f	4-5	0-0	3-4	1	1	2	3	11	1	0	0	1	1	19	
00	Barford, Jaylen	g	4-7	2-3	0-0	0	2	2	4	10	0	4	0	1	2	29	
04	Macon, Daryl	g	5-12	1-4	6-8	1	4	5	0	17	3	2	0	3	29		
31	Beard, Anton	g	1-5	1-3	2-4	0	1	1	3	5	1	1	0	1	32		
01	Thompson, Trey	g	0-1	0-0	0-0	1	6	7	0	0	5	2	1	0	20		
02	Bailey, Adrio	g	3-4	0-0	1-1	3	2	5	1	7	1	1	1	0	13		
05	Cook, Arlando	g	0-0	0-0	0-0	0	0	0	1	0	0	0	0	0	6		
20	Hall, Darius	g	1-3	0-1	0-0	0	0	0	1	2	1	1	0	0	11		
22	Osabuohien, Gabe	g	0-1	0-0	0-0	0	0	0	2	0	0	2	0	1	3		
23	Jones, C.J.	g	5-7	3-3	0-0	0	0	0	1	13	0	1	0	0	18		
Team						2			5			7			200		
Totals			27-57	7-14	15-21	13	23	36	20	76	13	16	2	7	200		

FG % 1st Half: 13-27 48.1% 2nd half: 14-30 46.7% Game: 27-57 47.4%  
3FG % 1st Half: 4-7 57.1% 2nd half: 3-7 42.9% Game: 7-14 50.0%  
FT % 1st Half: 5-5 100.0 2nd half: 10-16 62.5% Game: 15-21 71.4%

Alabama 73 • 17-12, 8-8

#	Player	Total			3-Ptr			Rebounds			PF	TP	A	TO	Blk	Stl	Min
		FG-FGA	FG-FGA	FT-FTA	FG-FGA	FG-FGA	FT-FTA	Off	Def	Tot							
00	Hall, Donta	f	2-5	0-0	0-3	3	5	8	2	4	1	1	3	1	29		
25	Key, Braxton	f	6-9	2-4	2-3	1	4	5	2	16	2	3	2	1	25		
02	Sexton, Collin	g	3-10	0-5	9-13	0	2	2	2	15	6	2	0	1	31		
12	Ingram, Dazon	g	4-7	2-5	3-4	0	2	2	4	13	2	3	2	1	30		
23	Petty, John	g	4-6	4-6	2-2	2	1	3	1	14	1	2	0	0	30		
03	Reese, Alex	g	2-6	2-4	0-0	1	0	1	0	6	0	1	1	1	15		
04	Giddens, Daniel	g	0-0	0-0	0-0	0	0	0	1	0	0	2	1	1	12		
05	Johnson Jr., Avery	g	1-4	1-2	2-2	1	1	2	1	5	1	0	0	0	10		
10	Jones, Herbert	g	0-2	0-1	0-0	0	3	3	2	0	1	1	0	3	18		
Team						1			2			3			200		
Totals			22-49	11-27	18-27	9	19	28	15	73	14	18	9	9	200		

FG % 1st Half: 10-25 40.0% 2nd half: 12-24 50.0% Game: 22-49 44.9%  
3FG % 1st Half: 5-14 35.7% 2nd half: 6-13 46.2% Game: 11-27 40.7%  
FT % 1st Half: 6-9 66.7% 2nd half: 12-18 66.7% Game: 18-27 66.7%

Officials: Ron Groover, Keith Kimble, Brian Shey  
Technical fouls: Arkansas-None. Alabama-Ingram, Dazon.  
Attendance: 15383

Score by periods	1st	2nd	Total
Arkansas	35	41	76
Alabama	31	42	73

Last FG - AR 2nd-01:53, UA 2nd-00:05.  
Largest lead - AR by 10 1st-02:30, UA by 4 2nd-16:16.  
AR led for 29:33, UA led for 07:14. Game was tied for 03:13.

Score tied - 7 times.  
Lead changed - 6 times.

GAME 31

Official Basketball Box Score -- Game Totals -- Final Statistics  
Alabama vs Texas A&M  
03/03/18 1:00 PM at Reed Arena (College Station, TX)

Alabama 66 • 17-14; 8-10 SEC

#	Player	Total			3-Ptr			Rebounds			PF	TP	A	TO	Blk	Stl	Min
		FG-FGA	FG-FGA	FT-FTA	FG-FGA	FG-FGA	FT-FTA	Off	Def	Tot							
00	Donta Hall	f	5-7	0-0	2-5	4	2	6	1	12	1	2	1	0	30		
02	Collin Sexton	f	5-12	0-3	13-17	3	1	4	3	23	7	2	0	2	34		
12	Dazon Ingram	f	3-8	2-5	0-0	3	1	4	5	8	2	1	0	0	27		
23	John Petty	f	3-9	1-4	0-0	1	7	8	3	7	1	3	1	1	37		
25	Braxton Key	f	1-7	1-6	4-5	2	4	6	2	7	1	2	0	1	28		
03	Alex Reese	f	2-7	1-4	0-0	0	3	3	2	5	0	2	0	0	14		
05	Avery Johnson Jr	f	0-2	0-2	0-0	0	1	1	3	0	1	0	0	0	9		
30	Galin Smith	f	2-4	0-0	0-4	1	3	4	3	4	0	1	4	1	21		
Team						0			4			4			200		
Totals			21-56	5-24	19-31	14	26	40	22	66	13	13	6	5	200		

FG % 1st Half: 9-27 33.3% 2nd half: 12-29 41.4% Game: 21-56 37.5%  
3FG % 1st Half: 2-10 20.0% 2nd half: 3-14 21.4% Game: 5-24 20.8%  
FT % 1st Half: 5-8 62.5% 2nd half: 14-23 60.9% Game: 19-31 61.3%

Texas A&M 68 • 20-11; 9-9 SEC

#	Player	Total			3-Ptr			Rebounds			PF	TP	A	TO	Blk	Stl	Min
		FG-FGA	FG-FGA	FT-FTA	FG-FGA	FG-FGA	FT-FTA	Off	Def	Tot							
01	D.J. Hogg	f	3-10	1-3	4-4	1	3	4	3	11	3	2	0	0	34		
02	T.J. Starks	f	1-9	0-4	0-0	0	3	3	4	2	5	4	0	1	29		
03	Admon Gilder	f	4-9	2-5	4-6	0	4	4	1	14	2	2	1	2	36		
10	Tonny Trocha-Morelos	f	3-8	1-4	0-0	0	5	5	4	7	0	1	0	0	19		
34	Tyler Davis	f	9-11	0-1	2-5	3	7	10	3	20	0	1	2	0	35		
00	Jay Jay Chandler	f	1-6	0-3	5-7	5	1	6	2	7	3	0	0	0	18		
05	Savion Flagg	f	0-2	0-1	0-2	3	3	6	4	0	2	1	0	2	11		
44	Robert Williams	f	2-4	0-0	3-6	1	4	5	2	7	1	1	1	1	18		
Team						3			0			3			200		
Totals			23-59	4-21	18-30	16	30	46	23	68	16	12	4	6	200		

FG % 1st Half: 10-31 32.3% 2nd half: 13-28 46.4% Game: 23-59 39.0%  
3FG % 1st Half: 1-11 9.1% 2nd half: 3-10 30.0% Game: 4-21 19.0%  
FT % 1st Half: 3-10 30.0% 2nd half: 15-20 75.0% Game: 18-30 60.0%

Officials: Anthony Jordan, Sean Casey, Owen Shortt  
Technical fouls: Alabama-Collin Sexton. Texas A&M-T.J. Starks; Tyler Davis.  
Attendance: 10755

Score by periods	1st	2nd	Total
Alabama	25	41	66
Texas A&M	24	44	68

Last FG - UA 2nd-00:01, TAMU 2nd-02:00.  
Largest lead - UA by 2 1st-19:14, TAMU by 11 2nd-10:53.  
UA led for 09:52, TAMU led for 22:17. Game was tied for 07:51.

Score tied - 11 times.  
Lead changed - 15 times.

GAME 30

Official Basketball Box Score -- Game Totals -- Final Statistics  
Florida vs Alabama  
2/27/18 6 p.m. CT at Tuscaloosa, Ala. (Coleman Coliseum)

Florida 73 • 19-11, 10-7

#	Player	Total			3-Ptr			Rebounds			PF	TP	A	TO	Blk	Stl	Min
		FG-FGA	FG-FGA	FT-FTA	FG-FGA	FG-FGA	FT-FTA	Off	Def	Tot							
21	Bassett, Dontay	f	0-1	0-0	0-0	0	0	0	2	0	0	0	0	0	5		
03	Hudson, Jalen	g	9-13	3-5	6-8	0	1	1	1	27	0	1	1	1	31		
04	Koulechov, Egor	g	7-11	1-4	0-0	1	3	4	2	15	1	0	0	0	31		
05	Allen, KeVaughn	g	4-12	1-7	4-4	1	1	2	2	13	2	1	0	1	32		
11	Chiozza, Chris	g	2-7	0-1	0-0	0	9	9	1	4	4	2	0	3	28		
00	Okauru, Mike	g	0-0	0-0	1-2	0	1	2	2	1	1	1	0	0	7		
12	Gak, Gorjok	g	0-0	0-0	0-4	0	1	1	3	0	0	0	1	0	6		
13	Hayes, Kevarrius	g	0-0	0-0	0-0	1	4	5	3	0	0	0	3	1	23		
14	Krause, Mak	g	0-0	0-0	0-0	1	0	1	0	0	0	0	0	0	2		
22	Fava, Andrew	g	1-2	0-1	0-0	0	0	0	0	2	0	0	0	0	2		
24	Ballard, Deaundrae	g	1-4	0-1	1-2	1	1	2	0	3	0	0	0	0	10		
25	Stone, Keith	g	3-6	2-5	0-0	0	3	3	4	8	1	1	1	0	23		
Team						1			1			2			200		
Totals			27-56	7-24	12-20	6	25	31	20	73	9	6	6	6	200		

FG % 1st Half: 13-26 50.0% 2nd half: 14-30 46.7% Game: 27-56 48.2%  
3FG % 1st Half: 4-8 50.0% 2nd half: 3-16 18.8% Game: 7-24 29.2%  
FT % 1st Half: 7-11 63.6% 2nd half: 5-9 55.6% Game: 12-20 60.0%

Alabama 52 • 17-13, 8-9

#	Player	Total			3-Ptr			Rebounds			PF	TP	A	TO	Blk	Stl	Min
		FG-FGA	FG-FGA	FT-FTA	FG-FGA	FG-FGA	FT-FTA	Off	Def	Tot							
00	Hall, Donta	f	2-5	0-0	0-3	3	5	8	2	4	1	1	3	1	29		
25	Key, Braxton	f	5-10	1-1	0-0	1	7	8	1	11	1	2	0	0	25		
02	Sexton, Collin	f	5-16	0-1	4-6	1	4	5	1	14	3	3	0	0	26		
10	Jones, Herbert	g	0-4	0-1	0-0	3	2	5	2	0	0	1	0	0	8		
12	Ingram, Dazon	g	3-6	1-4	1-2	2	3	2	1	8	0	3	0	2	26		
03	Reese, Alex	g	1-3	0-1	0-0	3	5	8	1	2	1	0	0	0	17		
04	Giddens, Daniel	g	2-4	0-0	3-5	3	1	4	1	7	0	1	0	0</			

2017-18 BOX SCORES

GAME 33



Official Basketball Box Score -- Game Totals -- Final Statistics  
**Alabama vs Auburn**  
 3/9/18 12:03 PM CT at Scottrade Center, St. Louis, Missouri



Alabama 81 • 19-14; 8-10 SEC

##	Player	Total		3-Ptr	Rebounds			PF	TP	A	TO	Blk	Stl	Min	
		FG-FGA	FG-FGA	FT-FTA	Off	Def	Tot								
00	Donta Hall	f	4-5	0-0	3-3	1	5	6	2	11	0	1	0	0	22
30	Galin Smith	f	3-3	0-0	2-4	2	4	6	1	8	0	1	0	0	22
02	Collin Sexton	g	10-16	6-8	5-5	2	5	7	2	31	1	6	0	0	34
10	Herbert Jones	g	0-3	0-1	1-4	0	2	2	4	1	2	1	0	1	14
12	Dazon Ingram	g	4-7	1-2	5-8	1	6	7	4	14	5	3	0	0	32
03	Alex Reese	g	1-1	0-0	0-0	0	1	1	0	2	0	0	0	0	6
04	Daniel Giddens	g	0-0	0-0	0-0	0	0	0	2	0	0	0	0	0	1
05	Avery Johnson	g	0-2	0-1	0-0	0	0	0	0	0	0	1	0	0	6
23	John Petty	g	2-10	1-8	0-0	1	3	4	1	5	2	1	0	0	31
24	Lawson Schaffer	g	0-0	0-0	0-0	0	0	0	0	0	1	0	0	0	2
25	Braxton Key	g	2-5	0-2	5-6	1	9	10	4	9	3	0	0	2	30
Team						0	1	1							
Totals			26-52	8-22	21-30	8	36	44	20	81	13	15	0	3	200

FG % 1st Half: 12-27 44.4% 2nd half: 14-25 56.0% Game: 26-52 50.0% Deadball Rebounds 4  
 3FG % 1st Half: 2-12 16.7% 2nd half: 6-10 60.0% Game: 8-22 36.4%  
 FT % 1st Half: 5-9 55.6% 2nd half: 16-21 76.2% Game: 21-30 70.0%

Auburn 63 • 25-7; 13-5 SEC

##	Player	Total		3-Ptr	Rebounds			PF	TP	A	TO	Blk	Stl	Min	
		FG-FGA	FG-FGA	FT-FTA	Off	Def	Tot								
00	Horace Spencer	f	1-3	0-0	1-1	1	5	6	4	3	2	0	3	2	19
13	Desean Murray	f	4-10	3-6	4-4	4	4	8	3	15	0	2	0	0	29
01	Jared Harper	g	2-11	1-7	2-2	2	4	6	3	7	4	1	0	0	32
02	Bryce Brown	g	4-12	1-8	2-4	0	0	0	3	11	0	2	0	2	30
05	Mustapha Heron	g	6-15	2-4	4-8	2	3	5	4	18	0	2	0	0	34
04	Chuma Okeke	g	1-2	0-1	2-3	1	3	4	3	4	0	3	1	0	23
10	Davion Mitchell	g	1-4	1-4	0-0	0	2	2	2	3	1	0	0	3	18
14	Malik Dunbar	g	1-4	0-2	0-0	0	2	2	3	2	0	0	0	0	15
21	Patrick Keim	g	0-0	0-0	0-0	0	0	0	0	0	0	0	0	0	0+
22	Will Macey	g	0-1	0-1	0-0	0	0	0	0	0	0	0	0	0	0+
41	Cole Blackstock	g	0-0	0-0	0-0	0	0	0	0	0	0	0	0	0	0+
Team						0	0	0							
Totals			20-62	8-33	15-22	10	23	33	25	63	7	10	4	7	200

FG % 1st Half: 13-33 39.4% 2nd half: 7-29 24.1% Game: 20-62 32.3% Deadball Rebounds 3  
 3FG % 1st Half: 7-19 36.8% 2nd half: 1-14 7.1% Game: 8-33 24.2%  
 FT % 1st Half: 8-11 72.7% 2nd half: 7-11 63.6% Game: 15-22 68.2%

Officials: Anthony Jordan, Todd Austin, Bart Lenox  
 Technical fouls: Alabama-None. Auburn-None.  
 Attendance:

Score by periods	1st	2nd	Total
Alabama	31	50	81
Auburn	41	22	63

Points	In	Off	2nd	Fast	Bench
UA	36	9	11	6	16
AU	22	13	8	0	9

Last FG - UA 2nd-02:16, AU 2nd-01:26.  
 Largest lead - UA by 22 2nd-03:50, AU by 10 1st-06:55.  
 UA led for 17:47, AU led for 18:07, Game was tied for 04:06.

Score tied - 4 times.  
 Lead changed - 3 times.

GAME 34

GAME 35

GAME 36

2017-18 CUME STATS

2017-18 Alabama Basketball  
Alabama Combined Team Statistics (as of Mar 09, 2018)  
All games

RECORD:	OVERALL	HOME	AWAY	NEUTRAL
ALL GAMES	19-14	12-5	2-8	5-1
CONFERENCE	8-10	6-3	2-7	0-0
NON-CONFERENCE	11-4	6-2	0-1	5-1

#	Player	gp-gs	min	avg	Total		3-Point		F-Throw		Rebounds				pf	dq	a	to	blk	stl	pts	avg	
					fg-fga	fg%	3fg-fga	3fg%	ft-fga	ft%	off	def	tot	avg									
02	Sexton, Collin	30-29	888	29.6	176-396	.444	42-122	.344	175-225	.778	31	81	112	3.7	72	3	107	79	3	28	569	19.0	
00	Hall, Donta	32-29	764	23.9	145-201	.721	0-0	.000	59-106	.557	73	146	219	6.8	56	0	19	42	68	22	349	10.9	
12	Ingram, Dazon	32-30	922	28.8	94-214	.439	18-62	.290	118-168	.702	28	153	181	5.7	87	3	86	73	11	29	324	10.1	
23	Petty, John	33-29	950	28.8	110-288	.382	78-220	.355	29-42	.690	12	75	87	2.6	32	0	62	70	9	16	327	9.9	
25	Key, Braxton	23-15	587	25.5	62-146	.425	15-56	.268	34-48	.708	32	96	128	5.6	42	0	44	41	9	25	173	7.5	
01	Norris, Riley	9-3	166	18.4	16-37	.432	6-20	.300	5-8	.625	6	16	22	2.4	19	0	6	5	0	4	43	4.8	
10	Jones, Herbert	32-10	679	21.2	55-135	.407	7-26	.269	22-44	.500	28	85	113	3.5	84	4	44	50	21	42	139	4.3	
05	Johnson Jr, Avery	33-0	461	14.0	45-132	.341	19-62	.306	28-35	.800	12	25	37	1.1	54	1	25	18	1	16	137	4.2	
04	Giddens, Daniel	32-18	418	13.1	53-93	.570	0-0	.000	26-45	.578	23	55	78	2.4	90	2	7	33	32	12	132	4.1	
03	Reese, Alex	29-0	330	11.4	42-107	.393	21-67	.313	8-10	.800	20	59	79	2.7	30	0	8	19	6	14	113	3.9	
30	Smith, Galin	30-2	353	11.8	36-59	.610	0-0	.000	8-30	.267	26	35	61	2.0	50	2	2	22	23	2	80	2.7	
33	Fuller, Landon	2-0	5	2.5	1-1	1.000	1-1	1.000	0-0	.000	0	0	0	0.0	0	0	0	0	0	0	3	1.5	
24	Schaffer, Lawson	12-0	50	4.2	3-9	.333	2-8	.250	0-0	.000	0	0	0	0.0	7	0	10	8	0	4	8	0.7	
15	Barnes, Tyler	3-0	4	1.3	0-1	.000	0-1	.000	0-2	.000	0	0	0	0.0	0	0	0	0	0	0	0	0.0	
Team											37	49	86		1		10						
Total.....		33	6577		838-1819	.461	209-645	.324	512-763	.671	328	875	1203	36.5	624	15	420	470	183	214	2397	72.6	
Opponents.....		33	6601		795-1949	.408	224-721	.311	479-705	.679	393	807	1200	36.4	661	9	375	438	123	220	2293	69.5	

TEAM STATISTICS	UA	OPP	Date	Opponent	Score	Att.
SCORING	2397	2293	11/10/17	vs Memphis	w 82-70	3238
Points per game	72.6	69.5	11/14/17	LIPSCOMB	w 86-64	12325
Scoring margin	+3.2	-	11/17/17	ALABAMA A&M	w 104-67	11948
FIELD GOALS-ATT	838-1819	795-1949	11/21/17	UT ARLINGTON	w 77-76	11737
Field goal pct	.461	.408	11/24/17	vs BYU	w 71-59	1240
3 POINT FG-ATT	209-645	224-721	11/25/17	vs Minnesota	L 84-89	3469
3-point FG pct	.324	.311	11/29/17	LOUISIANA TECH	w 77-74	12062
3-pt FG made per game	6.3	6.8	12/3/17	UCF	L 62-65	13534
FREE THROWS-ATT	512-763	479-705	12/6/17	RHODE ISLAND	w 68-64	12807
Free throw pct	.671	.679	12/9/17	at Arizona	L 82-88	14644
F-Throws made per game	15.5	14.5	12/19/17	vs Mercer	w 80-79	4799
REBOUNDS	1203	1200	12/22/17	TEXAS	L 50-66	16146
Rebounds per game	36.5	36.4	* 12/30/17	TEXAS A&M	w 79-57	14218
Rebounding margin	+0.1	-	* 1/2/18	at Vanderbilt	L 75-76	9519
ASSISTS	420	375	* 1/6/18	at Georgia	L 46-65	10523
Assists per game	12.7	11.4	* 1/9/18	SOUTH CAROLINA	w 76-62	10909
TURNOVERS	470	438	* 1/13/18	at LSU	w 74-66	13600
Turnovers per game	14.2	13.3	* 1/17/18	AUBURN	w 76-71	15383
Turnover margin	-1.0	-	* 1/20/18	MISSISSIPPI STATE	w 68-62	15383
Assist/turnover ratio	0.9	0.9	* 1/23/18	at Ole Miss	L 66-78	8099
STEALS	214	220	1/27/18	OKLAHOMA	w 80-73	15383
Steals per game	6.5	6.7	* 1/31/18	MISSOURI	L 60-69	11603
BLOCKS	183	123	* 2/3/18	at Florida	w 68-50	10845
Blocks per game	5.5	3.7	* 2/6/18	at Mississippi State	L 63-67	7095
ATTENDANCE	227640	130167	* 2/10/18	TENNESSEE	w 78-50	15383
Home games-Avg/Game	17-13391	10-11742	* 2/13/18	LSU	w 80-65	11154
Neutral site-Avg/Game	-	6-2124	* 2/17/18	at Kentucky	L 71-81	23220
Score by Periods	1st 2nd Totals		* 02/21/18	at Auburn	L 71-90	9121
Alabama	1123 1274 2397		* 2/24/18	ARKANSAS	L 73-76	15383
Opponents	1116 1177 2293		* 2/27/18	FLORIDA	L 52-73	12282
			* 03/03/18	at Texas A&M	L 66-68	10755
			3/8/18	vs Texas A&M	w 71-70	0



2017-18 SEC STATS

2017-18 Alabama Basketball  
Alabama Combined Team Statistics (as of Mar 03, 2018)  
Conference games only

RECORD:	OVERALL	HOME	AWAY	NEUTRAL
ALL GAMES	8-10	6-3	2-7	0-0
CONFERENCE	8-10	6-3	2-7	0-0
NON-CONFERENCE	0-0	0-0	0-0	0-0

##	Player	gp-gs	min	avg	Total		3-Point		F-Throw		Rebounds				pf	dq	a	to	blk	stl	pts	avg		
					fg-fga	fg%	3fg-fga	3fg%	ft-fga	ft%	off	def	tot	avg										
02	Sexton, Collin	16-15	464	29.0	83-208	.399	16-66	.242	86-112	.768	14	45	59	3.7	41	2	61	43	3	13	268	16.8		
00	Hall, Donta	17-14	406	23.9	77-104	.740	0-0	.000	31-62	.500	39	72	111	6.5	30	0	7	19	28	14	185	10.9		
12	Ingram, Dazon	17-16	469	27.6	46-102	.451	11-38	.289	55-73	.753	11	71	82	4.8	43	1	38	36	7	16	158	9.3		
23	Petty, John	18-15	513	28.5	50-140	.357	39-111	.351	19-22	.864	7	39	46	2.6	19	0	33	34	6	9	158	8.8		
25	Key, Braxton	18-12	466	25.9	54-119	.454	13-45	.289	26-38	.684	26	76	102	5.7	34	0	35	34	8	18	147	8.2		
05	Johnson Jr, Avery	18-0	280	15.6	27-80	.338	13-40	.325	19-23	.826	8	17	25	1.4	33	1	16	9	1	8	86	4.8		
03	Reese, Alex	16-0	173	10.8	24-64	.375	14-40	.350	7-8	.875	8	34	42	2.6	20	0	2	11	2	7	69	4.3		
04	Giddens, Daniel	17-11	237	13.9	26-44	.591	0-0	.000	19-28	.679	13	21	34	2.0	51	1	4	19	13	9	71	4.2		
10	Jones, Herbert	17-7	362	21.3	29-78	.372	4-18	.222	4-11	.364	20	44	64	3.8	40	2	19	22	14	19	66	3.9		
30	Smith, Galin	17-0	200	11.8	17-30	.567	0-0	.000	0-10	.000	12	16	28	1.6	27	1	1	15	15	1	34	2.0		
24	Schaffer, Lawson	8-0	26	3.3	0-4	.000	0-4	.000	0-0	.000	0	0	0	0.0	4	0	4	4	0	2	0	0.0		
15	Barnes, Tyler	3-0	4	1.3	0-1	.000	0-1	.000	0-2	.000	0	0	0	0.0	0	0	0	0	0	0	0	0.0		
Team											19	27	46											
Total.....		18	3600	433-974		.445	110-363	.303	266-389	.684	177	462	639	35.5	342	8	220	254	97	116	1242	69.0		
Opponents.....		18	3600	415-1029		.403	120-394	.305	276-392	.704	210	439	649	36.1	339	3	202	228	67	129	1226	68.1		

TEAM STATISTICS	UA	OPP	Date	Opponent	Score	Att.
SCORING	1242	1226	* 12/30/17	TEXAS A&M	w 79-57	14218
Points per game	69.0	68.1	* 1/2/18	at Vanderbilt	L 75-76	9519
Scoring margin	+0.9	-	* 1/6/18	at Georgia	L 46-65	10523
FIELD GOALS-ATT	433-974	415-1029	* 1/9/18	SOUTH CAROLINA	w 76-62	10909
Field goal pct	.445	.403	* 1/13/18	at LSU	w 74-66	13600
3 POINT FG-ATT	110-363	120-394	* 1/17/18	AUBURN	w 76-71	15383
3-point FG pct	.303	.305	* 1/20/18	MISSISSIPPI STATE	w 68-62	15383
3-pt FG made per game	6.1	6.7	* 1/23/18	at Ole Miss	L 66-78	8099
FREE THROWS-ATT	266-389	276-392	* 1/31/18	MISSOURI	L 60-69	11603
Free throw pct	.684	.704	* 2/3/18	at Florida	w 68-50	10845
F-Throws made per game	14.8	15.3	* 2/6/18	at Mississippi State	L 63-67	7095
REBOUNDS	639	649	* 2/10/18	TENNESSEE	w 78-50	15383
Rebounds per game	35.5	36.1	* 2/13/18	LSU	w 80-65	11154
Rebounding margin	-0.6	-	* 2/17/18	at Kentucky	L 71-81	23220
ASSISTS	220	202	* 02/21/18	at Auburn	L 71-90	9121
Assists per game	12.2	11.2	* 2/24/18	ARKANSAS	L 73-76	15383
TURNOVERS	254	228	* 2/27/18	FLORIDA	L 52-73	12282
Turnovers per game	14.1	12.7	* 03/03/18	at Texas A&M	L 66-68	10755
Turnover margin	-1.4	-	* - Conference game			
Assist/turnover ratio	0.9	0.9				
STEALS	116	129				
Steals per game	6.4	7.2				
BLOCKS	97	67				
Blocks per game	5.4	3.7				
ATTENDANCE	121698	102777				
Home games-Avg/Game	9-13522	9-11420				
Neutral site-Avg/Game	-	0-0				

Score by Periods	1st	2nd	Totals
Alabama	573	669	1242
Opponents	604	622	1226

## 2017-18 TEAM STATS

**2017-18 Alabama Basketball**  
**Alabama Overall Team Statistics (as of Mar 09, 2018)**  
**All games**

<b>TEAM STATISTICS</b>	<b>UA</b>	<b>OPP</b>
SCORING	2397	2293
Points per game	72.6	69.5
Scoring margin	+3.2	-
FIELD GOALS-ATT	838-1819	795-1949
Field goal pct	.461	.408
3 POINT FG-ATT	209-645	224-721
3-point FG pct	.324	.311
3-pt FG made per game	6.3	6.8
FREE THROWS-ATT	512-763	479-705
Free throw pct	.671	.679
F-Throws made per game	15.5	14.5
REBOUNDS	1203	1200
Rebounds per game	36.5	36.4
Rebounding margin	+0.1	-
ASSISTS	420	375
Assists per game	12.7	11.4
TURNOVERS	470	438
Turnovers per game	14.2	13.3
Turnover margin	-1.0	-
Assist/turnover ratio	0.9	0.9
STEALS	214	220
Steals per game	6.5	6.7
BLOCKS	183	123
Blocks per game	5.5	3.7
WINNING STREAK	2	-
Home win streak	0	-
ATTENDANCE	227640	130167
Home games-Avg/Game	17-13391	10-11742
Neutral site-Avg/Game	-	6-2124

<b>Score by Periods</b>	<b>1st</b>	<b>2nd</b>	<b>Totals</b>
Alabama	1123	1274	2397
Opponents	1116	1177	2293

2017-18 POINTS-REBOUNDS-ASSISTS

2017-18 Alabama Basketball  
Alabama Points-Rebounds-Assists (as of Mar 09, 2018)  
All games

Opponent	Date	Score	00	01	02	03	04	05	10	
			HALL,DONTA	NORRIS,RIL	SEXTON,COL	REESE,ALEX	GIDDENS,DA	JOHNSON JR	JONES,HERB	
vs Memphis	11/10/17	82-70	w	11-11-3	DNP	DNP	8-9-3	0-1-0	13-2-0	12-5-1
LIPSCOMB	11/14/17	86-64	w	10-5-3	DNP	22-1-5	4-9-0	3-5-0	9-0-1	6-3-0
ALABAMA A&M	11/17/17	104-67	w	8-6-0	DNP	25-4-5	9-8-1	2-1-1	0-4-5	7-8-3
UT ARLINGTON	11/21/17	77-76	w	8-5-0	5-3-1	29-1-4	0-0-0	4-1-0	8-1-1	7-9-3
vs BYU	11/24/17	71-59	w	14-9-0	4-3-1	10-7-3	0-2-0	8-2-1	3-0-0	3-4-3
vs Minnesota	11/25/17	84-89	L	8-7-0	13-2-0	40-6-5	0-0-0	0-2-1	2-2-0	2-0-0
LOUISIANA TECH	11/29/17	77-74	w	15-7-0	4-4-1	22-5-3	2-3-0	0-2-0	2-1-1	6-5-1
UCF	12/3/17	62-65	L	20-4-1	4-3-1	7-4-3	3-1-0	4-3-0	2-0-0	4-1-4
RHODE ISLAND	12/6/17	68-64	w	13-14-2	2-2-1	11-4-0	DNP	12-6-0	4-0-0	4-3-1
at Arizona	12/9/17	82-88	L	15-12-0	6-2-1	30-0-2	DNP	8-2-0	0-0-1	0-0-2
vs Mercer	12/19/17	80-79	w	9-6-0	5-3-0	21-3-4	10-2-0	4-3-0	2-1-0	0-0-2
TEXAS	12/22/17	50-66	L	2-4-0	0-0-0	8-5-4	3-2-0	10-6-0	2-1-0	1-1-0
TEXAS A&M	12/30/17	79-57	w	17-6-1	DNP	16-3-2	0-1-0	2-2-0	2-3-0	4-8-2
at Vanderbilt	1/2/18	75-76	L	14-6-0	DNP	24-3-5	DNP	5-1-1	6-2-0	6-3-1
at Georgia	1/6/18	46-65	L	7-6-0	DNP	23-2-3	0-3-0	0-3-1	8-1-1	4-4-0
SOUTH CAROLINA	1/9/18	76-62	w	13-7-0	DNP	5-2-4	0-0-0	11-1-0	10-2-2	5-5-2
at LSU	1/13/18	74-66	w	DNP	DNP	15-7-3	9-3-0	2-2-0	5-0-0	5-6-0
AUBURN	1/17/18	76-71	w	2-5-0	DNP	DNP	7-3-0	3-2-0	2-1-1	11-7-4
MISSISSIPPI STATE	1/20/18	68-62	w	8-5-1	DNP	DNP	2-2-0	13-4-1	5-1-0	6-5-0
at Ole Miss	1/23/18	66-78	L	14-7-0	DNP	7-2-2	8-4-0	6-1-0	2-1-1	7-2-3
OKLAHOMA	1/27/18	80-73	w	9-7-2	DNP	18-3-2	3-0-2	4-9-0	4-0-0	14-5-3
MISSOURI	1/31/18	60-69	L	9-4-0	DNP	23-4-2	5-2-0	3-0-0	2-0-0	0-4-1
at Florida	2/3/18	68-50	w	14-11-0	DNP	17-8-6	DNP	0-0-0	10-2-2	6-1-0
at Mississippi State	2/6/18	63-67	L	8-6-0	DNP	18-5-3	0-0-0	11-2-0	9-2-0	1-1-0
TENNESSEE	2/10/18	78-50	w	17-11-1	DNP	16-5-4	4-1-0	2-6-0	2-2-1	7-2-2
LSU	2/13/18	80-65	w	20-8-0	DNP	15-0-6	5-2-0	4-4-1	2-0-2	2-4-3
at Kentucky	2/17/18	71-81	L	16-6-0	DNP	12-2-3	10-4-0	2-1-0	2-0-2	2-4-0
at Auburn	02/21/18	71-90	L	7-5-1	DNP	25-5-2	6-5-1	0-1-0	10-2-2	0-0-0
ARKANSAS	2/24/18	73-76	L	4-8-1	DNP	15-2-6	6-1-0	0-0-0	5-2-1	0-3-1
FLORIDA	2/27/18	52-73	L	3-4-1	DNP	14-5-3	2-8-1	7-4-0	4-3-0	0-5-0
at Texas A&M	03/03/18	66-68	L	12-6-1	DNP	23-4-7	5-3-0	DNP	0-1-1	DNP
vs Texas A&M	3/8/18	71-70	w	11-5-1	DNP	27-3-5	0-0-0	2-1-0	0-0-0	6-3-0
vs Auburn	3/9/18	81-63	w	11-6-0	DNP	31-7-1	2-1-0	0-0-0	0-0-0	1-2-2

Opponent	Date	Score	12	15	23	24	25	30	33	
			INGRAM,DAZ	BARNES,TYL	PETTY,JOHN	SCHAFFER,L	KEY,BRAXTO	SMITH,GALI	FULLER,LAN	
vs Memphis	11/10/17	82-70	w	20-5-5	DNP	11-1-2	5-0-2	DNP	2-2-0	DNP
LIPSCOMB	11/14/17	86-64	w	13-7-5	DNP	14-6-3	0-0-0	DNP	5-4-0	0-0-0
ALABAMA A&M	11/17/17	104-67	w	10-6-4	DNP	30-4-1	3-0-4	DNP	7-3-1	3-0-0
UT ARLINGTON	11/21/17	77-76	w	6-4-1	DNP	8-2-2	DNP	DNP	2-0-0	DNP
vs BYU	11/24/17	71-59	w	13-3-3	DNP	16-1-1	DNP	DNP	0-0-0	DNP
vs Minnesota	11/25/17	84-89	L	4-2-3	DNP	5-2-0	DNP	DNP	10-8-0	DNP
LOUISIANA TECH	11/29/17	77-74	w	22-9-0	DNP	2-3-4	DNP	DNP	2-3-0	DNP
UCF	12/3/17	62-65	L	6-7-4	DNP	12-0-1	DNP	DNP	0-3-0	DNP
RHODE ISLAND	12/6/17	68-64	w	10-14-2	DNP	12-2-4	DNP	DNP	0-0-0	DNP
at Arizona	12/9/17	82-88	L	10-7-6	DNP	13-3-3	DNP	DNP	0-0-0	DNP
vs Mercer	12/19/17	80-79	w	11-8-1	DNP	18-4-3	DNP	0-4-2	DNP	DNP
TEXAS	12/22/17	50-66	L	6-8-3	DNP	14-2-1	DNP	2-4-1	2-1-0	DNP
TEXAS A&M	12/30/17	79-57	w	16-6-3	0-0-0	18-4-3	0-0-1	2-6-2	2-1-0	DNP
at Vanderbilt	1/2/18	75-76	L	9-6-2	DNP	2-1-1	DNP	9-6-3	0-0-0	DNP
at Georgia	1/6/18	46-65	L	DNP	DNP	3-0-1	0-0-0	1-5-1	0-3-0	DNP
SOUTH CAROLINA	1/9/18	76-62	w	4-3-2	DNP	15-4-3	DNP	7-6-5	6-4-0	DNP
at LSU	1/13/18	74-66	w	18-10-3	DNP	6-1-0	DNP	6-4-2	8-4-0	DNP
AUBURN	1/17/18	76-71	w	16-3-2	DNP	27-1-2	0-0-0	4-9-3	4-1-0	DNP
MISSISSIPPI STATE	1/20/18	68-62	w	7-8-6	DNP	9-4-4	DNP	16-5-4	2-3-0	DNP
at Ole Miss	1/23/18	66-78	L	10-8-5	DNP	3-2-3	DNP	7-5-3	2-1-0	DNP
OKLAHOMA	1/27/18	80-73	w	8-3-3	DNP	9-3-1	DNP	11-5-2	DNP	DNP
MISSOURI	1/31/18	60-69	L	10-4-1	DNP	5-1-1	0-0-0	1-3-1	2-3-0	DNP
at Florida	2/3/18	68-50	w	8-7-1	DNP	0-3-1	DNP	13-5-2	0-0-0	DNP
at Mississippi State	2/6/18	63-67	L	0-1-0	DNP	5-4-0	DNP	11-6-1	0-2-0	DNP
TENNESSEE	2/10/18	78-50	w	6-4-2	0-0-0	14-2-4	DNP	8-4-1	2-0-0	DNP
LSU	2/13/18	80-65	w	7-2-3	0-0-0	11-5-1	0-0-0	12-7-1	2-0-0	DNP
at Kentucky	2/17/18	71-81	L	9-3-2	DNP	13-1-3	0-0-0	5-4-1	0-0-0	DNP
at Auburn	02/21/18	71-90	L	9-6-2	DNP	3-2-4	0-0-0	11-8-1	0-1-1	DNP
ARKANSAS	2/24/18	73-76	L	13-2-2	DNP	14-3-1	DNP	16-5-2	DNP	DNP
FLORIDA	2/27/18	52-73	L	8-5-0	DNP	3-0-0	0-0-3	11-8-1	0-1-0	DNP
at Texas A&M	03/03/18	66-68	L	8-4-2	DNP	7-8-1	DNP	7-6-1	4-4-0	DNP
vs Texas A&M	3/8/18	71-70	w	13-9-3	DNP	0-4-1	DNP	4-3-1	8-3-0	DNP
vs Auburn	3/9/18	81-63	w	14-7-5	DNP	5-4-2	0-0-0	9-10-3	8-6-0	DNP

2017-18 TEAM GAME-BY-GAME

2017-18 Alabama Basketball  
Alabama Team Game-by-Game (as of Mar 09, 2018)  
All games

TEAM STATISTICS

Opponent	Date	Score		Total		3-Pointers		Free throws		Rebounds				pf	a	t/o	blk	stl	pts	avg
				fg-fga	pct	3fg-fga	pct	ft-fa	pct	off	def	tot	avg							
vs Memphis	11/10/17	82-70	W	26-57	.456	11-27	.407	19-28	.679	13	27	40	40.0	30	16	16	7	8	82	82.0
LIPSCOMB	11/14/17	86-64	W	34-57	.596	6-18	.333	12-32	.375	5	35	40	40.0	17	17	13	10	9	86	84.0
ALABAMA A&M	11/17/17	104-67	W	40-63	.635	16-27	.593	8-15	.533	13	34	47	42.3	20	25	15	6	3	104	90.7
UT ARLINGTON	11/21/17	77-76	W	27-53	.509	8-25	.320	15-24	.625	6	22	28	38.8	13	12	14	4	9	77	87.2
vs BYU	11/24/17	71-59	W	27-55	.491	5-13	.385	12-16	.750	8	26	34	37.8	19	12	9	6	6	71	84.0
vs Minnesota	11/25/17	84-89	L	27-58	.466	7-18	.389	23-32	.719	13	23	36	37.5	20	9	13	6	4	84	84.0
LOUISIANA TECH	11/29/17	77-74	W	24-54	.444	2-9	.222	27-37	.730	11	32	43	38.3	21	10	18	6	8	77	83.0
UCF	12/3/17	62-65	L	22-51	.431	3-13	.231	15-23	.652	8	20	28	37.0	16	14	15	8	8	62	80.4
RHODE ISLAND	12/6/17	68-64	W	21-47	.447	2-11	.182	24-39	.615	13	37	50	38.4	16	10	24	5	4	68	79.0
at Arizona	12/9/17	82-88	L	24-62	.387	10-24	.417	24-28	.857	9	21	30	37.6	27	15	8	2	5	82	79.3
vs Mercer	12/19/17	80-79	W	28-62	.452	6-28	.214	18-23	.783	14	23	37	37.5	21	12	13	8	6	80	79.4
TEXAS	12/22/17	50-66	L	21-61	.344	3-15	.200	5-9	.556	12	25	37	37.5	14	9	12	3	8	50	76.9
TEXAS A&M	12/30/17	79-57	W	26-58	.448	7-24	.292	20-24	.833	10	32	42	37.8	20	14	12	9	7	79	77.1
at Vanderbilt	1/2/18	75-76	L	26-52	.500	4-11	.364	19-22	.864	4	27	31	37.4	17	13	10	8	10	75	76.9
at Georgia	1/6/18	46-65	L	17-57	.298	4-23	.174	8-11	.727	6	25	31	36.9	18	7	12	6	8	46	74.9
SOUTH CAROLINA	1/9/18	76-62	W	30-51	.588	7-17	.412	9-14	.643	9	26	35	36.8	19	18	16	7	8	76	74.9
at LSU	1/13/18	74-66	W	25-57	.439	6-22	.273	18-18	1.000	12	28	40	37.0	20	8	19	4	8	74	74.9
AUBURN	1/17/18	76-71	W	25-51	.490	10-23	.435	16-25	.640	8	29	37	37.0	25	12	19	8	8	76	74.9
MISSISSIPPI STATE	1/20/18	68-62	W	25-60	.417	5-16	.313	13-23	.565	15	25	40	37.2	17	16	11	6	7	68	74.6
at Ole Miss	1/23/18	66-78	L	25-62	.403	6-21	.286	10-14	.714	16	20	36	37.1	21	17	11	2	6	66	74.2
OKLAHOMA	1/27/18	80-73	W	30-54	.556	8-19	.421	12-22	.545	9	28	37	37.1	11	15	17	12	8	80	74.4
MISSOURI	1/31/18	60-69	L	17-48	.354	5-20	.250	21-32	.656	7	20	27	36.6	19	6	11	3	7	60	73.8
at Florida	2/3/18	68-50	W	29-52	.558	4-13	.308	6-12	.500	11	32	43	36.9	12	12	19	4	6	68	73.5
at Mississippi State	2/6/18	63-67	L	18-49	.367	3-22	.136	24-30	.800	9	20	29	36.6	23	4	13	5	4	63	73.1
TENNESSEE	2/10/18	78-50	W	32-56	.571	5-14	.357	9-18	.500	8	32	40	36.7	16	15	11	7	8	78	73.3
LSU	2/13/18	80-65	W	27-49	.551	10-21	.476	16-23	.696	4	28	32	36.5	16	17	14	4	4	80	73.5
at Kentucky	2/17/18	71-81	L	26-55	.473	6-24	.250	13-21	.619	9	18	27	36.2	22	11	13	3	3	71	73.4
at Auburn	02/21/18	71-90	L	24-52	.462	9-26	.346	14-22	.636	6	29	35	36.1	21	14	17	5	4	71	73.4
ARKANSAS	2/24/18	73-76	L	22-49	.449	11-27	.407	18-27	.667	9	19	28	35.9	15	14	18	9	9	73	73.3
FLORIDA	2/27/18	52-73	L	18-60	.300	3-15	.200	13-22	.591	20	26	46	36.2	19	9	15	1	4	52	72.6
at Texas A&M	03/03/18	66-68	L	21-56	.375	5-24	.208	19-31	.613	14	26	40	36.3	22	13	13	6	5	66	72.4
vs Texas A&M	3/8/18	71-70	W	28-59	.475	4-13	.308	11-16	.688	9	24	33	36.2	17	11	14	3	9	71	72.4
vs Auburn	3/9/18	81-63	W	26-52	.500	8-22	.364	21-30	.700	8	36	44	36.5	20	13	15	0	3	81	72.6
Alabama		2397		838-1819	.461	209-645	.324	512-763	.671	328	875	1203	36.5	624	420	470	183	214	2397	72.6
Opponents		2293		795-1949	.408	224-721	.311	479-705	.679	393	807	1200	36.4	661	375	438	123	220	2293	69.5

Games played: 33  
Points/game: 72.6  
FG Pct: 46.1  
3FG Pct: 32.4  
FT Pct: 67.1

Rebounds/game: 36.5  
Assists/game: 12.7  
Turnovers/game: 14.2  
Assist/turnover ratio: 0.9  
Steals/game: 6.5  
Blocks/game: 5.5

2017-18 OPPONENT GAME-BY-GAME

2017-18 Alabama Basketball  
Alabama Opponent Game-by-Game (as of Mar 09, 2018)  
All games

OPPONENT STATISTICS

Opponent	Date	Score		Total		3-Pointers		Free throws		Rebounds				pf	a	t/o	blk	stl	pts	avg
				fg-fga	pct	3fg-fga	pct	ft-fga	pct	off	def	tot	avg							
vs Memphis	11/10/17	82-70	W	23-60	.383	2-17	.118	22-36	.611	19	24	43	43.0	22	7	17	3	7	70	70.0
LIPSCOMB	11/14/17	86-64	W	23-70	.329	7-27	.259	11-19	.579	16	31	47	45.0	23	10	16	4	5	64	67.0
ALABAMA A&M	11/17/17	104-67	W	25-58	.431	8-15	.533	9-24	.375	8	15	23	37.7	11	10	10	0	7	67	67.0
UT ARLINGTON	11/21/17	77-76	W	31-60	.517	10-21	.476	4-7	.571	8	25	33	36.5	23	19	18	1	3	76	69.2
vs BYU	11/24/17	71-59	W	22-59	.373	4-17	.235	11-21	.524	13	21	34	36.0	21	15	11	3	3	59	67.2
vs Minnesota	11/25/17	84-89	L	30-66	.455	8-19	.421	21-27	.778	17	23	40	36.7	25	16	12	6	7	89	70.8
LOUISIANA TECH	11/29/17	77-74	W	24-65	.369	4-23	.174	22-30	.733	12	24	36	36.6	29	8	14	2	8	74	71.3
UCF	12/3/17	62-65	L	25-52	.481	7-15	.467	8-15	.533	10	27	37	36.6	19	15	20	3	8	65	70.5
RHODE ISLAND	12/6/17	68-64	W	25-71	.352	7-23	.304	7-11	.636	11	20	31	36.0	29	7	12	6	13	64	69.8
at Arizona	12/9/17	82-88	L	29-56	.518	8-16	.500	22-35	.629	12	31	43	36.7	21	17	12	3	2	88	71.6
vs Mercer	12/19/17	80-79	W	26-55	.473	10-28	.357	17-22	.773	9	23	32	36.3	21	14	16	0	7	79	72.3
TEXAS	12/22/17	50-66	L	24-54	.444	7-26	.269	11-14	.786	6	31	37	36.3	15	10	12	9	4	66	71.8
TEXAS A&M	12/30/17	79-57	W	21-69	.304	2-20	.100	13-20	.650	20	23	43	36.8	19	9	12	2	7	57	70.6
at Vanderbilt	1/2/18	75-76	L	23-54	.426	10-25	.400	20-26	.769	9	24	33	36.6	15	12	12	5	7	76	71.0
at Georgia	1/6/18	46-65	L	20-58	.345	9-29	.310	16-21	.762	14	35	49	37.4	16	15	13	5	8	65	70.6
SOUTH CAROLINA	1/9/18	76-62	W	19-53	.358	5-15	.333	19-25	.760	11	17	28	36.8	16	8	13	2	3	62	70.1
at LSU	1/13/18	74-66	W	21-52	.404	7-25	.280	17-22	.773	5	19	24	36.1	18	13	14	3	11	66	69.8
AUBURN	1/17/18	76-71	W	24-61	.393	9-26	.346	14-22	.636	12	23	35	36.0	21	11	14	4	9	71	69.9
MISSISSIPPI STATE	1/20/18	68-62	W	21-56	.375	7-23	.304	13-16	.813	13	25	38	36.1	20	5	16	1	7	62	69.5
at Ole Miss	1/23/18	66-78	L	26-52	.500	8-21	.381	18-24	.750	10	25	35	36.0	17	13	10	4	5	78	69.9
OKLAHOMA	1/27/18	80-73	W	29-71	.408	8-27	.296	7-9	.778	15	23	38	36.1	18	12	13	3	4	73	70.0
MISSOURI	1/31/18	60-69	L	25-47	.532	9-23	.391	10-15	.667	6	31	37	36.2	25	13	19	2	3	69	70.0
at Florida	2/3/18	68-50	W	19-57	.333	5-24	.208	7-11	.636	9	16	25	35.7	13	9	12	3	12	50	69.1
at Mississippi State	2/6/18	63-67	L	24-52	.462	2-19	.105	17-28	.607	10	26	36	35.7	22	10	10	7	4	67	69.0
TENNESSEE	2/10/18	78-50	W	16-58	.276	4-17	.235	14-20	.700	13	22	35	35.7	16	7	13	4	4	50	68.3
LSU	2/13/18	80-65	W	22-56	.393	9-23	.391	12-17	.706	9	24	33	35.6	23	10	14	3	11	65	68.2
at Kentucky	2/17/18	71-81	L	28-64	.438	4-11	.364	21-28	.750	20	24	44	35.9	19	10	13	4	5	81	68.6
at Auburn	02/21/18	71-90	L	29-68	.426	12-34	.353	20-26	.769	14	27	41	36.1	16	19	9	6	14	90	69.4
ARKANSAS	2/24/18	73-76	L	27-57	.474	7-14	.500	15-21	.714	13	23	36	36.1	20	13	16	2	7	76	69.6
FLORIDA	2/27/18	52-73	L	27-56	.482	7-24	.292	12-20	.600	6	25	31	35.9	20	9	6	6	6	73	69.7
at Texas A&M	03/03/18	66-68	L	23-59	.390	4-21	.190	18-30	.600	16	30	46	36.2	23	16	12	4	6	68	69.7
vs Texas A&M	3/8/18	71-70	W	24-61	.393	6-20	.300	16-21	.762	17	27	44	36.5	20	6	17	9	6	70	69.7
vs Auburn	3/9/18	81-63	W	20-62	.323	8-33	.242	15-22	.682	10	23	33	36.4	25	7	10	4	7	63	69.5
Opponents		2293		795-1949	.408	224-721	.311	479-705	.679	393	807	1200	36.4	661	375	438	123	220	2293	69.5
Alabama		2397		838-1819	.461	209-645	.324	512-763	.671	328	875	1203	36.5	624	420	470	183	214	2397	72.6

Games played: 33  
Points/game: 69.5  
FG Pct: 40.8  
3FG Pct: 31.1  
FT Pct: 67.9

Rebounds/game: 36.4  
Assists/game: 11.4  
Turnovers/game: 13.3  
Assist/turnover ratio: 0.9  
Steals/game: 6.7  
Blocks/game: 3.7

2017-18 GAME COMPARISON

2017-18 Alabama Basketball  
Alabama Team Game-by-Game Comparison (as of Mar 09, 2018)  
All games

Opponent	1st	2nd	Score	Mar	Total FG	FG Pct	3-Pointers	3FG Pct	Free Throws	FT Pct	Rebounds	Assist	T/Over	Block	Steal	Fouls
Memphis	38/36	44/34	82-70	+12	26-57/23-60	.456/.383	11-27/2-17	.407/.118	19-28/22-36	.679/.611	40/43 (3)	16/7	16/17	7/3	8/7	30/22
LIPSCOMB	38/31	48/33	86-64	+22	34-57/23-70	.596/.329	6-18/7-27	.333/.259	12-32/11-19	.375/.579	40/47 (7)	17/10	13/16	10/4	9/5	17/23
ALABAMA A&M	51/22	53/45	104-67	+37	40-63/25-58	.635/.431	16-27/8-15	.593/.533	8-15/9-24	.533/.375	47/23 +24	25/10	15/10	6/0	3/7	20/11
UT ARLINGTON	41/46	36/30	77-76	+1	27-53/31-60	.509/.517	8-25/10-21	.320/.476	15-24/4-7	.625/.571	28/33 (5)	12/19	14/18	4/1	9/3	13/23
BYU	42/31	29/28	71-59	+12	27-55/22-59	.491/.373	5-13/4-17	.385/.235	12-16/11-21	.750/.524	34/34 -	12/15	9/11	6/3	6/3	19/21
Minnesota	29/41	55/48	84-89	(5)	27-58/30-66	.466/.455	7-18/8-19	.389/.421	23-32/21-27	.719/.778	36/40 (4)	9/16	13/12	6/6	4/7	20/25
LOUISIANA TECH	37/38	40/36	77-74	+3	24-54/24-65	.444/.369	2-9/4-23	.222/.174	27-37/22-30	.730/.733	43/36 +7	10/8	18/14	6/2	8/8	21/29
UCF	36/30	26/35	62-65	(3)	22-51/25-52	.431/.481	3-13/7-15	.231/.467	15-23/8-15	.652/.533	28/37 (9)	14/15	15/20	8/3	8/8	16/19
RHODE ISLAND	32/25	36/39	68-64	+4	21-47/25-71	.447/.352	2-11/7-23	.182/.304	24-39/7-11	.615/.636	50/31 +19	10/7	24/12	5/6	4/13	16/29
Arizona	40/38	42/50	82-88	(6)	24-62/29-56	.387/.518	10-24/8-16	.417/.500	24-28/22-35	.857/.629	30/43 (13)	15/17	8/12	2/3	5/2	27/21
Mercer	31/35	49/44	80-79	+1	28-62/26-55	.452/.473	6-28/10-28	.214/.357	18-23/17-22	.783/.773	37/32 +5	12/14	13/16	8/0	6/7	21/21
TEXAS	28/35	22/31	50-66	(16)	21-61/24-54	.344/.444	3-15/7-26	.200/.269	5-9/11-14	.556/.786	37/37 -	9/10	12/12	3/9	8/4	14/15
TEXAS A&M	35/28	44/29	79-57	+22	26-58/21-69	.448/.304	7-24/2-20	.292/.100	20-24/13-20	.833/.650	42/43 (1)	14/9	12/12	9/2	7/7	20/19
Vanderbilt	33/43	42/33	75-76	(1)	26-52/23-54	.500/.426	4-11/10-25	.364/.400	19-22/20-26	.864/.769	31/33 (2)	13/12	10/12	8/5	10/7	17/15
Georgia	24/44	22/21	46-65	(19)	17-57/20-58	.298/.345	4-23/9-29	.174/.310	8-11/16-21	.727/.762	31/49 (18)	7/15	12/13	6/5	8/8	18/16
SOUTH CAROLINA	40/33	36/29	76-62	+14	30-51/19-53	.588/.358	7-17/5-15	.412/.333	9-14/19-25	.643/.760	35/28 +7	18/8	16/13	7/2	8/3	19/16
LSU	32/30	42/36	74-66	+8	25-57/21-52	.439/.404	6-22/7-25	.273/.280	18-18/17-22	1000/.773	40/24 +16	8/13	19/14	4/3	8/11	20/18
AUBURN	30/33	46/38	76-71	+5	25-51/24-61	.490/.393	10-23/9-26	.435/.346	16-25/14-22	.640/.636	37/35 +2	12/11	19/14	8/4	8/9	25/21
MISSISSIPPI STATE	41/22	27/40	68-62	+6	25-60/21-56	.417/.375	5-16/7-23	.313/.304	13-23/13-16	.565/.813	40/38 +2	16/5	11/16	6/1	7/7	17/20
Ole Miss	31/41	35/37	66-78	(12)	25-62/26-52	.403/.500	6-21/8-21	.286/.381	10-14/18-24	.714/.750	36/35 +1	17/13	11/10	2/4	6/5	21/17
OKLAHOMA	41/35	39/38	80-73	+7	30-54/29-71	.556/.408	8-19/8-27	.421/.296	12-22/7-9	.545/.778	37/38 (1)	15/12	17/13	12/3	8/4	11/18
MISSOURI	33/35	27/34	60-69	(9)	17-48/25-47	.354/.532	5-20/9-23	.250/.391	21-32/10-15	.656/.667	27/37 (10)	6/13	11/19	3/2	7/3	19/25
Florida	27/33	41/17	68-50	+18	29-52/19-57	.558/.333	4-13/5-24	.308/.208	6-12/7-11	.500/.636	43/25 +18	12/9	19/12	4/3	6/12	12/13
Mississippi State	28/30	35/37	63-67	(4)	18-49/24-52	.367/.462	3-22/2-19	.136/.105	24-30/17-28	.800/.607	29/36 (7)	4/10	13/10	5/7	4/4	23/22
TENNESSEE	37/27	41/23	78-50	+28	32-56/16-58	.571/.276	5-14/4-17	.357/.235	9-18/14-20	.500/.700	40/35 +5	15/7	11/13	7/4	8/4	16/16
LSU	39/30	41/35	80-65	+15	27-49/22-56	.551/.393	10-21/9-23	.476/.391	16-23/12-17	.696/.706	32/33 (1)	17/10	14/14	4/3	4/11	16/23
Kentucky	34/39	37/42	71-81	(10)	26-55/28-64	.473/.438	6-24/4-11	.250/.364	13-21/21-28	.619/.750	27/44 (17)	11/10	13/13	3/4	3/5	22/19
Auburn	35/40	36/50	71-90	(19)	24-52/29-68	.462/.426	9-26/12-34	.346/.353	14-22/20-26	.636/.769	35/41 (6)	14/19	17/9	5/6	4/14	21/16
ARKANSAS	31/35	42/41	73-76	(3)	22-49/27-57	.449/.474	11-27/7-14	.407/.500	18-27/15-21	.667/.714	28/36 (8)	14/13	18/16	9/2	9/7	15/20
FLORIDA	18/37	34/36	52-73	(21)	18-60/27-56	.300/.482	3-15/7-24	.200/.292	13-22/12-20	.591/.600	46/31 +15	9/9	15/6	1/6	4/6	19/20
Texas A&M	25/24	41/44	66-68	(2)	21-56/23-59	.375/.390	5-24/4-21	.208/.190	19-31/18-30	.613/.600	40/46 (6)	13/16	13/12	6/4	5/6	22/23
Texas A&M	35/28	36/42	71-70	+1	28-59/24-61	.475/.393	4-13/6-20	.308/.300	11-16/16-21	.688/.762	33/44 (11)	11/6	14/17	3/9	9/6	17/20
Auburn	31/41	50/22	81-63	+18	26-52/20-62	.500/.323	8-22/8-33	.364/.242	21-30/15-22	.700/.682	44/33 +11	13/7	15/10	0/4	3/7	20/25

Note: Game totals are displayed in the format TEAM/OPPONENT for each category

## 2017-18 ALABAMA GAME HIGHS

**2017-18 Alabama Basketball**  
**Alabama Team High/Low Analysis (as of Mar 09, 2018)**  
**All games**

**Alabama - TEAM GAME HIGHS**

POINTS	104		ALABAMA A&M (11/17/17)
	86		LIPSCOMB (11/14/17)
	84		vs Minnesota (11/25/17)
	82		at Arizona (12/9/17)
	82		vs Memphis (11/10/17)
FIELD GOALS MADE	40		ALABAMA A&M (11/17/17)
	34		LIPSCOMB (11/14/17)
FIELD GOAL ATTEMPTS	63		ALABAMA A&M (11/17/17)
	62		at Ole Miss (1/23/18)
	62		vs Mercer (12/19/17)
	62		at Arizona (12/9/17)
FIELD GOAL PERCENTAGE	.635	(40-63)	ALABAMA A&M (11/17/17)
	.596	(34-57)	LIPSCOMB (11/14/17)
3 PT FIELD GOALS MADE	16		ALABAMA A&M (11/17/17)
	11		ARKANSAS (2/24/18)
	11		vs Memphis (11/10/17)
3 PT FG ATTEMPTS	28		vs Mercer (12/19/17)
	27		ARKANSAS (2/24/18)
	27		ALABAMA A&M (11/17/17)
	27		vs Memphis (11/10/17)
3 PT FG PERCENTAGE	.593	(16-27)	ALABAMA A&M (11/17/17)
	.476	(10-21)	LSU (2/13/18)
FREE THROWS MADE	27		LOUISIANA TECH (11/29/17)
	24		at Mississippi State (2/6/18)
	24		at Arizona (12/9/17)
	24		RHODE ISLAND (12/6/17)
FREE THROW ATTEMPTS	39		RHODE ISLAND (12/6/17)
	37		LOUISIANA TECH (11/29/17)
FREE THROW PERCENTAGE	1.000	(18-18)	at LSU (1/13/18)
	.864	(19-22)	at Vanderbilt (1/2/18)
REBOUNDS	50		RHODE ISLAND (12/6/17)
	47		ALABAMA A&M (11/17/17)
ASSISTS	25		ALABAMA A&M (11/17/17)
	18		SOUTH CAROLINA (1/9/18)
STEALS	10		at Vanderbilt (1/2/18)
	9		vs Texas A&M (3/8/18)
	9		ARKANSAS (2/24/18)
	9		UT ARLINGTON (11/21/17)
	9		LIPSCOMB (11/14/17)
BLOCKED SHOTS	12		OKLAHOMA (1/27/18)
	10		LIPSCOMB (11/14/17)
TURNOVERS	24		RHODE ISLAND (12/6/17)
	19		at Florida (2/3/18)
	19		AUBURN (1/17/18)
	19		at LSU (1/13/18)
FOULS	30		vs Memphis (11/10/17)
	27		at Arizona (12/9/17)

## 2017-18 OPPONENT GAME HIGHS

**2017-18 Alabama Basketball**  
**Alabama High/Low Analysis (as of Mar 09, 2018)**  
**All games**

**Opponent - GAME HIGHS**

POINTS	90		at Auburn (02/21/18)
	89		vs Minnesota (11/25/17)
	88		at Arizona (12/9/17)
	81		at Kentucky (2/17/18)
	79		vs Mercer (12/19/17)
FIELD GOALS MADE	31		UT ARLINGTON (11/21/17)
	30		vs Minnesota (11/25/17)
FIELD GOAL ATTEMPTS	71		OKLAHOMA (1/27/18)
	71		RHODE ISLAND (12/6/17)
FIELD GOAL PERCENTAGE	.532	(25-47)	MISSOURI (1/31/18)
	.518	(29-56)	at Arizona (12/9/17)
3 PT FIELD GOALS MADE	12		at Auburn (02/21/18)
	10		at Vanderbilt (1/2/18)
	10		vs Mercer (12/19/17)
	10		UT ARLINGTON (11/21/17)
3 PT FG ATTEMPTS	34		at Auburn (02/21/18)
	33		vs Auburn (3/9/18)
3 PT FG PERCENTAGE	.533	(8-15)	ALABAMA A&M (11/17/17)
	.500	(8-16)	at Arizona (12/9/17)
	.500	(7-14)	ARKANSAS (2/24/18)
FREE THROWS MADE	22		at Arizona (12/9/17)
	22		LOUISIANA TECH (11/29/17)
	22		vs Memphis (11/10/17)
FREE THROW ATTEMPTS	36		vs Memphis (11/10/17)
	35		at Arizona (12/9/17)
FREE THROW PERCENTAGE	.813	(13-16)	MISSISSIPPI STATE (1/20/18)
	.786	(11-14)	TEXAS (12/22/17)
REBOUNDS	49		at Georgia (1/6/18)
	47		LIPSCOMB (11/14/17)
ASSISTS	19		at Auburn (02/21/18)
	19		UT ARLINGTON (11/21/17)
STEALS	14		at Auburn (02/21/18)
	13		RHODE ISLAND (12/6/17)
BLOCKED SHOTS	9		vs Texas A&M (3/8/18)
	9		TEXAS (12/22/17)
TURNOVERS	20		UCF (12/3/17)
	19		MISSOURI (1/31/18)
FOULS	29		RHODE ISLAND (12/6/17)
	29		LOUISIANA TECH (11/29/17)



## 2017-18 ALABAMA GAME LOWS

**2017-18 Alabama Basketball**  
**Alabama High/Low Analysis (as of Mar 09, 2018)**  
**All games**

**Alabama - GAME LOWS**

POINTS	46	at Georgia (1/6/18)
	50	TEXAS (12/22/17)
	52	FLORIDA (2/27/18)
	60	MISSOURI (1/31/18)
	62	UCF (12/3/17)
FIELD GOALS MADE	17	at Georgia (1/6/18)
	17	MISSOURI (1/31/18)
FIELD GOAL ATTEMPTS	47	RHODE ISLAND (12/6/17)
	48	MISSOURI (1/31/18)
FIELD GOAL PERCENTAGE	.298 (17-57)	at Georgia (1/6/18)
	.300 (18-60)	FLORIDA (2/27/18)
3 PT FIELD GOALS MADE	2	LOUISIANA TECH (11/29/17)
	2	RHODE ISLAND (12/6/17)
3 PT FG ATTEMPTS	9	LOUISIANA TECH (11/29/17)
	11	RHODE ISLAND (12/6/17)
	11	at Vanderbilt (1/2/18)
3 PT FG PERCENTAGE	.136 (3-22)	at Mississippi State (2/6/18)
	.174 (4-23)	at Georgia (1/6/18)
FREE THROWS MADE	5	TEXAS (12/22/17)
	6	at Florida (2/3/18)
FREE THROW ATTEMPTS	9	TEXAS (12/22/17)
	11	at Georgia (1/6/18)
FREE THROW PERCENTAGE	.375 (12-32)	LIPSCOMB (11/14/17)
	.500 (6-12)	at Florida (2/3/18)
	.500 (9-18)	TENNESSEE (2/10/18)
REBOUNDS	27	MISSOURI (1/31/18)
	27	at Kentucky (2/17/18)
ASSISTS	4	at Mississippi State (2/6/18)
	6	MISSOURI (1/31/18)
STEALS	3	ALABAMA A&M (11/17/17)
	3	at Kentucky (2/17/18)
	3	vs Auburn (3/9/18)
BLOCKED SHOTS	0	vs Auburn (3/9/18)
	1	FLORIDA (2/27/18)
TURNOVERS	8	at Arizona (12/9/17)
	9	vs BYU (11/24/17)
FOULS	11	OKLAHOMA (1/27/18)
	12	at Florida (2/3/18)

## 2017-18 OPPONENT GAME LOWS

**2017-18 Alabama Basketball**  
**Alabama High/Low Analysis (as of Mar 09, 2018)**  
**All games**

**Opponent - GAME LOWS**

POINTS	50	at Florida (2/3/18)
	50	TENNESSEE (2/10/18)
	57	TEXAS A&M (12/30/17)
	59	vs BYU (11/24/17)
	62	SOUTH CAROLINA (1/9/18)
	62	MISSISSIPPI STATE (1/20/18)
FIELD GOALS MADE	16	TENNESSEE (2/10/18)
	19	SOUTH CAROLINA (1/9/18)
	19	at Florida (2/3/18)
FIELD GOAL ATTEMPTS	47	MISSOURI (1/31/18)
	52	UCF (12/3/17)
	52	at LSU (1/13/18)
	52	at Ole Miss (1/23/18)
	52	at Mississippi State (2/6/18)
FIELD GOAL PERCENTAGE	.276 (16-58)	TENNESSEE (2/10/18)
	.304 (21-69)	TEXAS A&M (12/30/17)
3 PT FIELD GOALS MADE	2	vs Memphis (11/10/17)
	2	TEXAS A&M (12/30/17)
	2	at Mississippi State (2/6/18)
3 PT FG ATTEMPTS	11	at Kentucky (2/17/18)
	14	ARKANSAS (2/24/18)
3 PT FG PERCENTAGE	.100 (2-20)	TEXAS A&M (12/30/17)
	.105 (2-19)	at Mississippi State (2/6/18)
FREE THROWS MADE	4	UT ARLINGTON (11/21/17)
	7	RHODE ISLAND (12/6/17)
	7	OKLAHOMA (1/27/18)
	7	at Florida (2/3/18)
FREE THROW ATTEMPTS	7	UT ARLINGTON (11/21/17)
	9	OKLAHOMA (1/27/18)
FREE THROW PERCENTAGE	.375 (9-24)	ALABAMA A&M (11/17/17)
	.524 (11-21)	vs BYU (11/24/17)
REBOUNDS	23	ALABAMA A&M (11/17/17)
	24	at LSU (1/13/18)
ASSISTS	5	MISSISSIPPI STATE (1/20/18)
	6	vs Texas A&M (3/8/18)
STEALS	2	at Arizona (12/9/17)
	3	UT ARLINGTON (11/21/17)
	3	vs BYU (11/24/17)
	3	SOUTH CAROLINA (1/9/18)
	3	MISSOURI (1/31/18)
BLOCKED SHOTS	0	ALABAMA A&M (11/17/17)
	0	vs Mercer (12/19/17)
TURNOVERS	6	FLORIDA (2/27/18)
	9	at Auburn (02/21/18)
FOULS	11	ALABAMA A&M (11/17/17)
	13	at Florida (2/3/18)

## 2017-18 ALABAMA PLAYER GAME HIGHS

**2017-18 Alabama Basketball**  
**Alabama Player High/Low Analysis (as of Mar 09, 2018)**  
**All games**

**Alabama - INDIVIDUAL GAME HIGHS**

Points	40		Sexton, Collin vs Minnesota (11/25/17)
	31		Sexton, Collin vs Auburn (3/9/18)
	30		Sexton, Collin at Arizona (12/9/17)
	30		Petty, John vs Alabama A&M (11/17/17)
	29		Sexton, Collin vs UT Arlington (11/21/17)
Field Goals Made	12		Sexton, Collin vs Minnesota (11/25/17)
	11		Sexton, Collin vs Alabama A&M (11/17/17)
Field Goal Att.	22		Sexton, Collin vs Minnesota (11/25/17)
	19		Sexton, Collin vs Louisiana Tech (11/29/17)
FG Pct (min 5 made)	1.000	(9-9)	Hall, Donta vs UCF (12/3/17)
	1.000	(7-7)	Hall, Donta at Florida (2/3/18)
	1.000	(6-6)	Hall, Donta at Vanderbilt (1/2/18)
	1.000	(5-5)	Giddens, Daniel vs South Carolina (1/9/18)
3-Point FG Made	10		Petty, John vs Alabama A&M (11/17/17)
	8		Petty, John vs Auburn (1/17/18)
3-Point FG Att.	13		Petty, John vs Auburn (1/17/18)
	13		Petty, John vs Alabama A&M (11/17/17)
3-Pt FG Pct (min 2 made)	1.000	(3-3)	Petty, John vs LSU (2/13/18)
	1.000	(2-2)	Jones, Herbert vs Memphis (11/10/17)
Free Throws Made	15		Sexton, Collin at Arizona (12/9/17)
	13		Sexton, Collin at Texas A&M (03/03/18)
	13		Ingram, Dazon vs Louisiana Tech (11/29/17)
Free Throw Att.	17		Sexton, Collin at Texas A&M (03/03/18)
	17		Ingram, Dazon vs Louisiana Tech (11/29/17)
FT Pct (min 3 made)	1.000	(10-10)	Ingram, Dazon at LSU (1/13/18)
	1.000	(9-9)	Sexton, Collin vs Mercer (12/19/17)
	1.000	(7-7)	Sexton, Collin at Vanderbilt (1/2/18)
	1.000	(6-6)	Sexton, Collin at LSU (1/13/18)
	1.000	(5-5)	Sexton, Collin vs Auburn (3/9/18)
	1.000	(4-4)	Petty, John at Kentucky (2/17/18)
	1.000	(4-4)	Sexton, Collin at Kentucky (2/17/18)
	1.000	(4-4)	Ingram, Dazon at Ole Miss (1/23/18)
	1.000	(3-3)	Hall, Donta vs Auburn (3/9/18)
	1.000	(3-3)	Giddens, Daniel at Mississippi State (2/6/18)
	1.000	(3-3)	Petty, John vs Missouri (1/31/18)
	1.000	(3-3)	Hall, Donta vs Texas A&M (12/30/17)
	1.000	(3-3)	Hall, Donta vs Louisiana Tech (11/29/17)
Rebounds	14		Hall, Donta vs Rhode Island (12/6/17)
	14		Ingram, Dazon vs Rhode Island (12/6/17)
Assists	7		Sexton, Collin at Texas A&M (03/03/18)
	6		Sexton, Collin vs Arkansas (2/24/18)
	6		Sexton, Collin vs LSU (2/13/18)
	6		Sexton, Collin at Florida (2/3/18)
	6		Ingram, Dazon vs Mississippi State (1/20/18)
	6		Ingram, Dazon at Arizona (12/9/17)
Steals	5		Jones, Herbert vs UCF (12/3/17)
	4		Jones, Herbert vs Auburn (1/17/18)
	4		Jones, Herbert vs South Carolina (1/9/18)
	4		Key, Braxton at Vanderbilt (1/2/18)
	4		Jones, Herbert vs UT Arlington (11/21/17)
	4		Reese, Alex vs Memphis (11/10/17)
Blocked Shots	8		Hall, Donta vs Oklahoma (1/27/18)
	5		Hall, Donta vs Memphis (11/10/17)

2017-18 OPPONENT PLAYER GAME HIGHS

**2017-18 Alabama Basketball**  
Alabama Opponent High/Low Analysis (as of Mar 09, 2018)  
**All games**

**OPPONENT INDIVIDUAL GAME HIGHS**

Points	29		Ayton, Deandre at Arizona (12/9/17)
	27		Hudson, Jalen vs Florida (2/27/18)
	26		MATEN, Yante at Georgia (1/6/18)
	25		Trier, Allonzo at Arizona (12/9/17)
	24		Burnett, Deandre at Ole Miss (1/23/18)
	24		Rivers, Demetre vs Mercer (12/19/17)
	24		Hervey, Kevin vs UT Arlington (11/21/17)
Field Goals Made	12		Ayton, Deandre at Arizona (12/9/17)
	9		Tyler Davis at Texas A&M (03/03/18)
	9		Hudson, Jalen vs Florida (2/27/18)
	9		MATEN, Yante at Georgia (1/6/18)
	9		CHILDS, Yoeli vs BYU (11/24/17)
	9		Hervey, Kevin vs UT Arlington (11/21/17)
Field Goal Att.	19		MATEN, Yante at Georgia (1/6/18)
	18		Ayton, Deandre at Arizona (12/9/17)
FG Pct (min 5 made)	1.000	(6-6)	TILMON, Jeremiah vs Missouri (1/31/18)
	1.000	(5-5)	Kabadyundi, Link vs UT Arlington (11/21/17)
3-Point FG Made	4		ROBERTSON, Kassius vs Missouri (1/31/18)
	4		Young, Trae vs Oklahoma (1/27/18)
	4		Burnett, Deandre at Ole Miss (1/23/18)
	4		Lamar Peters vs Mississippi State (1/20/18)
	4		BROWN, Bryce vs Auburn (1/17/18)
	4		MATEN, Yante at Georgia (1/6/18)
	4		Holland, Ria'n vs Mercer (12/19/17)
	4		MASON, Nate vs Minnesota (11/25/17)
	4		Neal, Erick vs UT Arlington (11/21/17)
	4		Hervey, Kevin vs UT Arlington (11/21/17)
3-Point FG Att.	14		BROWN, Bryce at Auburn (02/21/18)
	11		BOYKINS, Jacobi vs Louisiana Tech (11/29/17)
3-Pt FG Pct (min 2 made)	1.000	(3-3)	Jones, C.J. vs Arkansas (2/24/18)
	1.000	(3-3)	Daryl Edwards vs LSU (2/13/18)
	1.000	(2-2)	Green, Quade at Kentucky (2/17/18)
	1.000	(2-2)	ROBERSON, Jeff at Vanderbilt (1/2/18)
Free Throws Made	14		Trier, Allonzo at Arizona (12/9/17)
	10		HARPER, Jared at Auburn (02/21/18)
Free Throw Att.	16		Trier, Allonzo at Arizona (12/9/17)
	11		HARPER, Jared at Auburn (02/21/18)
FT Pct (min 3 made)	1.000	(8-8)	BOYKINS, Jacobi vs Louisiana Tech (11/29/17)
	1.000	(6-6)	LYNCH, Reggie vs Minnesota (11/25/17)
	1.000	(5-5)	Skylar Mays vs LSU (2/13/18)
	1.000	(4-4)	MURRAY, Desean vs Auburn (3/9/18)
	1.000	(4-4)	D.J. Hogg at Texas A&M (03/03/18)
	1.000	(4-4)	Allen, KeVaughn vs Florida (2/27/18)
	1.000	(4-4)	Richards, Nick at Kentucky (2/17/18)
	1.000	(4-4)	Knox, Kevin at Kentucky (2/17/18)
	1.000	(4-4)	Randy Onwuasor vs LSU (2/13/18)
	1.000	(4-4)	Davis, Terence at Ole Miss (1/23/18)
	1.000	(4-4)	Q Weatherspoon vs Mississippi State (1/20/18)
	1.000	(4-4)	Matt Coleman vs Texas (12/22/17)
	1.000	(3-3)	Allen, KeVaughn at Florida (2/3/18)
	1.000	(3-3)	BOOKER, Frank vs South Carolina (1/9/18)
	1.000	(3-3)	HAMMONDS, Rayshaun at Georgia (1/6/18)
	1.000	(3-3)	Duane Wilson vs Texas A&M (12/30/17)
	1.000	(3-3)	Mohamed Bamba vs Texas (12/22/17)
	1.000	(3-3)	GARRETT, Jarvis vs Rhode Island (12/6/17)
Rebounds	18		Ayton, Deandre at Arizona (12/9/17)
	14		MURPHY, Jordan vs Minnesota (11/25/17)
Assists	12		Neal, Erick vs UT Arlington (11/21/17)
	8		Young, Trae vs Oklahoma (1/27/18)
	8		ALLEN, Terrell vs UCF (12/3/17)
	8		MCBRAYER, Dupree vs Minnesota (11/25/17)
Steals	4		HARPER, Jared at Auburn (02/21/18)
	4		Tremont Waters vs LSU (2/13/18)
	4		Chiozza, Chris at Florida (2/3/18)
	4		JACKSON II, William at Georgia (1/6/18)
	4		GARRETT, Jarvis vs Rhode Island (12/6/17)
	4		ROBERTSON, Kassius vs Missouri (1/31/18)



**0** Donta Hall

**JUNIOR**

F • 6-9 • 232 • Luverne, Ala.  
Luverne HS



**1** Riley Norris

**SENIOR**

G/F • 6-7 • 210 • Albertville, Ala.  
Albertville HS



**2** Collin Sexton

**FRESHMAN**

G • 6-3 • 190 • Mableton, Ga.  
Pebblebrook HS



**3** Alex Reese

**FRESHMAN**

F • 6-9 • 250 • Pelham, Ala.  
Pelham HS



**4** Daniel Giddens

**SOPHOMORE**

F • 6-11 • 247 • Mableton, Ga.  
Oak Hill Academy/Ohio State



**5** Avery Johnson Jr.

**JUNIOR**

G • 5-11 • 187 • Houston, Texas  
Plano West HS/Texas A&M



**10** Herbert Jones

**FRESHMAN**

G • 6-7 • 200 • Greensboro, Ala.  
Hale County HS



**11** Tevin Mack

**JUNIOR**

G/F • 6-6 • 223 • Columbia, S.C.  
Dreher HS/Texas



**12** Dazon Ingram

**SOPHOMORE**

G • 6-5 • 207 • Theodore, Ala.  
Theodore HS



**15** Tyler Barnes

**FRESHMAN**

F • 6-7 • 200 • Louisville, Ky.  
St. Xavier HS



**22** Ar'Mond Davis

**SENIOR**

G • 6-6 • 202 • Tacoma, Wash.  
Foss HS/Southern Idaho CC



**23** John Petty

**FRESHMAN**

G • 6-5 • 195 • Huntsville, Ala.  
Mae Jemison HS



**24** Lawson Schaffer

**JUNIOR**

G • 5-11 • 168 • Cullman, Ala.  
Cullman HS



**25** Braxton Key

**SOPHOMORE**

F • 6-8 • 225 • Charlotte, N.C.  
Oak Hill Academy



**30** Galin Smith

**FRESHMAN**

F • 6-9 • 235 • Clinton, Miss.  
Clinton HS



**Avery Johnson**

**HEAD COACH**

3rd Season  
Southern, 1988



**John Pelphey**

**ASSOC. COACH**

2nd Season  
Kentucky, 1991



**Antoine Pettway**

**ASST. COACH**

10th Season  
Alabama, 2004



**Yasir Rosemond**

**ASST. COACH**

1st Season  
Oregon, 2003



**Colton Houston**

**DIR. OF OPS**

8th Season  
Harvard, 2004