



# THE UNIVERSITY CLUB

## BIG BLUE COURSE




A good drive to this generous fairway will set up a short iron approach to a large, rather flat green. This hole offers a good scoring opportunity!



An accurate drive is required to hit this narrow fairway. Second shots play slightly downhill.



This medium-length par three plays downhill, but you must hit enough club to carry the deep front bunker. Par is a good score here.



A well-struck tee shot down the left side of the fairway will set up a middle iron approach. Take your time reading the subtle breaks on this green.



This hole is a big hitter's dream. Aim down the left side and let it loose! With a well-struck tee shot you can go at the green in two. However, if a lay up is necessary, avoid the cross bunker guarding the front of the green at all costs.



Going with a fairway wood or long iron is usually the correct play off the tee. A good drive sets up a middle to short iron approach to a very undulating green. Do not be short!



After safely playing a tee shot to the right of the water hazard, the lay up second shot must avoid the fairway bunkers down the right side, leaving a wedge for your approach shot and a chance for birdie.



This tee shot is the scariest one on the course! This short par three plays considerably downhill but gives you no margin for error. Aim for the middle of the green and hope that the wind is not blowing when you get here.



Long hitters can cut the corner and get very close to this deep green. However, a tee shot played into one of the bunkers on the left is nearly impossible to put on the green. Instead, go with an iron to the fairway, leaving a wedge approach shot.



# THE UNIVERSITY CLUB

## BIG BLUE COURSE




**10**

**HOLE 10 PAR 4 YARDS 350**

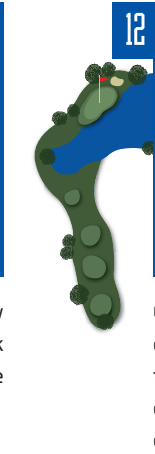

Drives must be played between the fairway bunkers. The blind second shot plays slightly uphill. Stay beneath the hole here!




**11**

**HOLE 11 PAR 4 YARDS 372**



This par four offers one of the few scoring opportunities on the back nine. An accurate tee shot will leave a short iron approach.

**12**

**HOLE 12 PAR 3 YARDS 159**

Club selection is critical here. Take enough club to carry the water on this long par three, but do not be careless. A very tricky pitch shot awaits if you make a mistake long.

**13**

**HOLE 13 PAR 5 YARDS 464**



Another scoring chance! Avoid the fairway bunker off the tee and this hole will offer a good opportunity for birdie.




**14**

**HOLE 14 PAR 4 YARDS 370**

A fairway wood from the tee to an ample landing area will set up a short approach to this sloping green. Even with a wedge, this shot will test your nerves with water surrounding the green from all angles.

**15**

**HOLE 15 PAR 4 YARDS 384**

Two good shots are required here. Keep the ball down the left side to shorten the second shot. An approach shot towards the front left side of the green is the smart play. Par is a great score.




**16**

**HOLE 16 PAR 5 YARDS 509**

This is a three-shot par five. The tee shot must avoid the fairway bunkers on the right. Lay up your second shot to a good wedge yardage. Shots short or long of this small, undulating green will yield bogey or worse.




**17**

**HOLE 17 PAR 3 YARDS 170**

This is the longest of the par three holes. A well-struck long iron or fairway wood is required to reach the large, flat green.




**18**

**HOLE 18 PAR 4 YARDS 371**

What a finish! A strong accurate tee shot will leave a middle iron to this small, tricky green. The green is extremely fast from back to front. Keep the ball beneath the hole for a good putting opportunity.