



SHOW ME

GAME
8

2018 MIZZOU FOOTBALL GAME NOTES

Columbia, Mo.

3:00 PM (CT)

Memorial Stadium (61,608)

SEC Network

MIZZOU

MIZZOU TIGERS

Record 4-3 (0-3 SEC)
Head Coach Barry Odom (3rd)
Career Record 15-17 | 7-13 SEC
OC: Derek Dooley (booth)
DC: Ryan Walters (field)

Scoring Off | Def 38.6 (20th) | 30.9 (91st)
Total Off | Def 501.1 (11th) | 419.0 (96th)
Rushing Off | Def 200.1 (37th) | 131.6 (34th)
Passing Off | Def 301.0 (18st) | 287.4 (121st)
Time of Possession 30:05 (64th)
Red Zone 30-of-35 (85.7%) (51st)
3rd Down 47-of-109 (43.1%) (36th)

#12/14 KENTUCKY WILDCATS

Record 6-1 (4-1 SEC)
Head Coach Mark Stoops (6th)
Career Record 32-37 (6th) | same
OC: Eddie Gran
DC: Matt House

Scoring Off | Def 27.1 (79th) | 12.9 (2nd)
Total Off | Def 358.9 (101st) | 301.9 (12th)
Rushing Off | Def 231.6 (17th) | 112.0 (17th)
Passing Off | Def 127.3 (123rd) | 189.9 (32nd)
Time of Possession 31:00 (47th)
Red Zone 14-of-18 (77.8%) (107th)
3rd Down 37-of-85 (43.5%) (32nd)

KENTUCKY

FULL MEDIA INFORMATION



SEC NETWORK

PBP: Taylor Zarzour
ANALYST: Matt Stinchcomb
REPORTER: Kris Budden



TIGER RADIO NETWORK

XM: 190 | **SIRIUS:** 105 | **INTERNET:** 961
PBP: Mike Kelly
ANALYST: Howard Richards
SIDELINE: Chris Gervino

2018 RESULTS (4-3, 0-3 SEC)

DATE	MIZ	RK	OPP	RK	OPPONENT	TV	TIME CT
S 1	-	-	-	-	UT Martin	SEC Network (alt.)	W, 51-14
S 8	-	-	-	-	Wyoming	ESPNU	W, 40-13
S 15	-	rv	-	-	at Purdue	Big Ten Network	W, 40-37
S 22	rv	rv	2	3	Georgia	ESPN	L, 43-29
O 6					at South Carolina	SEC Network	L, 37-35
O 13			1	1	at Alabama	ESPN	L, 39-10
O 20					Memphis (HC)	SEC Network	W, 65-33
O 27			12	14	Kentucky	SEC Network	3 p.m.
N 3					at Florida	TBD	TBD
N 10					Vanderbilt	TBD	TBD
N 17					at Tennessee	TBD	TBD
N 23					Arkansas	CBS	1:30 p.m.

#ZOUNOTES - STATS YOU NEED TO KNOW

- 9: Saturday marks the ninth all-time meeting between Mizzou and Kentucky and the seventh since Mizzou joined the SEC in 2012. Kentucky holds a slight 5-3 advantage in the all-time series, including three straight wins. Mizzou won the first three meetings between the two teams as SEC East foes from 2012-14, winning back-to-back SEC East titles in 2013 and 2014.
- 10,674: The career passing yards for Mizzou senior QB Drew Lock. Lock is just the ninth SEC QB ever to throw for 10,000 yards in a career (112th QB in FBS history). He is also sixth in SEC with 87 career TD passes.
- 201: Passing yards needed by Mizzou QB Drew Lock to move into sixth place on the SEC's all-time career passing yards list. He would pass Florida's Danny Wuerffel, who had 10,875 from 1993-96. Lock also needs just two TD passes to move past Florida's Chris Leak and Tim Tebow for the third-most TD passes in SEC history. If he throws for three TDs Saturday, he would pass Tennessee's Peyton Manning for third all-time.
- 15: Consecutive regular season games that Mizzou has forced a TO.
- 40: Rushing yards needed by Mizzou RB Damarea Crockett to reach 2,000 in his career. He would become the 17th Tiger to reach 2,000 career rushing yards and the third-fastest to do so based on total carries.
- 3.3: The average yards per carry of Mizzou's opponents over the last 14 games. That mark would rank 12th nationally despite Mizzou playing in the SEC, a league that prides itself on running the football. Mizzou has limited opponents to just 3.68 yards per carry and held Memphis, a team that was averaging 7.3 yards per carry coming into the game, to just 4.65 last time out, its second-lowest of the season.
- 5: The number of games that sophomore TE Albert Okwuegbunam has caught multiple TDs during his career. That matches the most in program history by a Mizzou TE.

STORY LINES

- THE MATCHUP: Mizzou Football, fresh off a 65-33 Homecoming win over Memphis, continues a two-game homestand as it welcomes No. 12/14 Kentucky to Memorial Stadium Saturday (Oct. 27). Saturday's game marks the second time that a ranked opponent will make the trek to Columbia's Memorial Stadium. Kentucky will be the third ranked opponent for Mizzou this season and second in three games after playing at No. 1 Alabama on Oct. 13. The game is set to air on SEC Network with Taylor Zarzour, Matt Stinchcomb and Kris Budden on the call.
- ALL-TIME SERIES WITH KENTUCKY: Mizzou and Kentucky have met eight times over the years and the Wildcats hold a slight 5-3 advantage in the all-time series, including last year's 40-34 win in Lexington. Since Mizzou joined the SEC in 2012, the two teams are knotted at three wins apiece. Mizzou won the first three meetings between the two programs as SEC East foes while the Wildcats have rebounded to win the last three.
- Mizzou is 2-2 all-time against Kentucky in games played at The Zou. Mizzou topped the Wildcats, 33-10, in 2012, and won a 20-10 game en-route to the 2014 SEC East title. Kentucky escaped Mizzou with a 35-21 win in 2016 during Barry Odom's first year as a head coach. The all-time series between the two teams dates back to 1968 with UK earning a 7-0 win in Columbia.
- RECAPPING LAST TIME OUT: Mizzou scored 48 points in the first half and rolled to a 65-33 Homecoming victory over Memphis last Saturday afternoon (Oct. 20) at Memorial Stadium. Mizzou improved to 4-3 on the season and 62-40-5 in Homecoming games. Mizzou has now won 12 of its last 17 Homecoming games and two in a row. Memphis fell to 4-4 on the year.
- Senior QB Drew Lock turned in the sixth-best single-game QB rating in school history (226.2) as he threw for 350 yards on 23-of-29 passing with four TDs, his 11th career game with four scores. Many of those yards went to sophomore TE Albert Okwuegbunam, as he tallied a career-high 159 yards on just six catches with three of them going for scores, matching his career-high.
- The turning point in Saturday's game came in the second quarter. After Memphis scored 17 consecutive points to a trim a 21-0 Mizzou lead to just four, head coach Barry Odom rolled the dice. Facing a fourth-and-one from their own 34-yard line, the Tigers turned to their senior QB on a rollout. Lock placed a perfect throw to Memphis native Johnathon Johnson for an eight-yard gain to move the chains.
- On the very next play, Mizzou ran the run-pass-option to perfection and Lock found sophomore TE Albert Okwuegbunam for a 58-yard TD to shift momentum back toward the Tigers. On the ensuing Memphis drive, sophomore CB Adam Sparks hauled in his third career interception on the first play of the drive. Mizzou then scored on the first play of its ensuing drive on a 44-yard strike from Lock to Jalen Knox and Mizzou controlled the game from there. Mizzou hung the second-most points ever scored against Memphis with the 65 scored Saturday and had 646 yards of total offense in the win.
- KENTUCKY vs. VANDERBILT: No. 14 Kentucky escaped SEC East foe Vanderbilt with a 14-7 victory last Saturday night at Kroger Field in Lexington. Junior RB Benny Snell scored a go-ahead TD on a seven-yard scamper with 8:04 remaining in the fourth quarter and the tough Wildcat defense held Vanderbilt off the board to secure the win. Kentucky now sits at 6-1 on the year and 4-1 in SEC games. The Wildcats are 3-0 against SEC East teams this season.
- Snell rushed for 169 yards, including the go-ahead 7-yard run with 8:04 remaining that helped Kentucky pull away.
- The win for UK secured the program bowl eligibility for the third straight season.
- Kentucky is winning games based on its ground game (17th nationally with 231.6 rushing yards per game) and stout defense (12.9 points per game allowed, second-best nationally).
- SECOND HALF OFF TO A GOOD START: Mizzou opened the second half of its season with a big win last weekend over Memphis. Under head coach Barry Odom, Mizzou is now 9-4 in the second half of the regular season under the third-year sideline boss. Mizzou won two of its final six games in 2016 and obviously won its last six second-half games a year ago, rallying from 1-5 to a bowl game in what was one of the most impressive in-season turnarounds in college football history.
- Mizzou has won its last seven second-half regular season games and is outscoring its opponents, 373-161, in those games, good for a 53.3-to-23.0 average in that span, with an average margin of victory of 30.3 per game.
- OFFENSE ON FIRE AT THE ZOU: After hanging 65 points on the board against one of the nation's most dangerous Group of Five teams in Memphis last week, the Tigers continued a trend of playing high-flying offense at home. Mizzou has scored at least 29 points in all four home games this season and is averaging 46.3 points per game at The Zou this season. Dating back to last season, Mizzou has scored at least 29 points in seven straight home games, averaging 49.7 points per game in that span.
- The most points Kentucky has allowed this season is 20 in a 20-14 loss at Texas A&M. The Wildcats have not allowed more than 29 points since a Nov. 25, 2017, game vs. Louisville, which it lost, 44-17.
- MIZZOU ALL-TIME vs. No. 12: Mizzou enters Saturday's game with a 4-3 all-time record against teams ranked No. 12 in the AP Poll. Mizzou has not played a team ranked No. 12 in the AP poll since 1997 in a game with Oklahoma State that is memorable to most Mizzou fans. Mizzou earned a 51-50 win in Stillwater, needing two overtimes to earn the victory. Mizzou opened a 30-7 lead before Oklahoma State scored 30 straight points to take a 37-30 lead with less than two minutes to play. Mizzou QB Corby Jones found Ricky Ross for a 38-yard TD to tie the game with 0:19 seconds left. Mizzou then won the game in the second OT as Oklahoma State attempted what would have been a game-winning two-point conversion. Mizzou stopped the play to secure the win.



STORY LINES

LOCK LIVES AMONG SEC'S GREATNESS: Mizzou senior QB **Drew Lock's** four TD passes last weekend vs. Memphis moved him one place closer to sole possession of fourth place all-time among SEC quarterbacks with 87 career passing TDs. He enters Saturday's game vs. Kentucky just one shy of tying Florida's Tim Tebow (2006-09) and Chris Leak (2003-06) who both had 88 in their careers. Below is a list:

Rank	TD Passes	Quarterback	School	Years
1.	121	Aaron Murray	Georgia	2010-13
2.	114	Danny Wuerffel	Florida	1993-96
3.	89	Peyton Manning	Tennessee	1994-97
4.	88	Chris Leak	Florida	2003-06
	88	Tim Tebow	Florida	2006-09
6.	87	Drew Lock	Mizzou	2015-18

Additionally, Lock now has 10,674 career passing yards, making him just the 112th quarterback in college football history to do so. Only nine SEC quarterbacks have ever thrown for more than 10,000 yards in a career and before Lock, the last to do so was Georgia's Aaron Murray in 2013. Below is a list:

Rank	Yards	Quarterback	School	Years
1.	13,166	Aaron Murray	Georgia	2010-13
2.	11,528	David Greene	Georgia	2001-04
3.	11,213	Chris Leak	Florida	2003-06
4.	11,201	Peyton Manning	Tennessee	1994-97
5.	11,153	Eric Zeier	Georgia	1991-94
6.	10,875	Danny Wuerffel	Florida	1993-96
7.	10,674	Drew Lock	Mizzou	2015-18
8.	10,345	Jared Lorenzen	Kentucky	2000-03
9.	10,119	Eli Manning	Ole Miss	2000-03

- Among active FBS quarterbacks, Lock is third with his 10,674 career passing yards. Only Boise State's Brett Rypien (12,042) and Washington's Jake Browning (11,005) rank ahead of Lock.
- Lock is just the second Mizzou QB to throw for more than 10,000 yards, trailing only 2007 Heisman finalist **Chase Daniel**, who holds the school record of 12,515 from 2005-09. That, by the way, ranks 26th in FBS history.
- Lock now has 29 career games with 200+ passing yards, second in school history.
- Lock has thrown for 200+ yards in 24 of his last 26 games. He had a streak of 15 straight games doing so snapped two weeks ago at Alabama.
- With 350 yards vs. Memphis, Lock now has 12 career 300-yard games, second in school history behind only Daniel (20).
- Lock registered his 11th career game with four or more TDs vs. Memphis - he has nine such games among his last 13.
- Lock now has 46 career TD passes of 20+ yards, the most in school history.

ALBERT O IS A TD MACHINE: Mizzou has produced its fair share of great tight ends - 2008 Mackey Award Winner Chase Coffman, All-Americans Martin Rucker and Michael Egnew, and NFL standouts Kellen Winslow and A.J. Ofodile. While the tradition is certainly there, it is not a stretch to think that Mizzou may currently have its best TE ever in sophomore **Albert Okwuegbunam**.

- Against Memphis, he exploded for a career-high 159 yards on just six catches with a career-high three touchdowns. After leading all TEs last year with 11 TDs, he now has 16 in his career. Last Saturday's three-touchdown outburst gave him his fifth career game with multiple TD catches, tied for the most ever by a Mizzou tight end with 2008 Mackey Award Winner Coffman. Coffman tallied his fifth career multi-TD game in his 51st career game. Albert O has done so in just 20 career games.
- Okwuegbunam ranks third all-time among Mizzou TEs with his 16 TD grabs, trailing only Coffman (30 from 2005-08) and Rucker (18 from 2004-07).
- In only 20 career games, Okwuegbunam has already cracked the Mizzou career receiving touchdowns top-10, thanks to his stellar outing last Saturday against Memphis, when he caught six passes for a career-high 159 yards and three touchdowns. The three scores gave him 16 for his career (five in 2018), which puts him eighth on the all-time Mizzou receiving chart.

Mizzou Career Receiving TD Leaders

Player	TDs	Years
1. Chase Coffman (TE)	30	2006-09
2. Danario Alexander	22	2006-09
Jeremy Maclin	22	2007-08
4. J'Mon Moore	21	2014-17
5. Martin Rucker (TE)	18	2004-07
Justin Gage	18	1999-02
7. Dorial Green-Beckham 17	17	2012-13
8. Albert Okwuegbunam (TE)	16	2017-18
9. L'Damian Washington	15	2010-13
10. Bud Sasser	14	2011-14
Mel Gray	14	1968-70

CROCKETT APPROACHING MILESTONE: Mizzou junior RB **Damarea Crockett** enters Saturday's game with Kentucky just 40 yards shy of reaching 2,000 in his career. He would be just the 17th Mizzou player to ever rush for 2,000 career yards, but what is even more impressive is that he would be the third-fastest ever to reach that mark in a career based on carries.

Crockett has amassed his 1,960 career yards on just 323 carries, giving him a 6.1 yards per carry average. Only Henry Josey (eclipsed 2,000 on his 293rd carry) and Bob Stueber (281 carries) have reached 2,000 career yards faster. Crockett's 6.1 yards per carry average will rank him third among all Mizzou rushers who have reached 2,000 career yards. He would become the first Mizzou rusher to reach 2,000 career yards since Russell Hansbrough in 2015. Crockett had 56 yards and a touchdown on 13 carries last time out vs. Memphis.

TURNOVERS TELLING THE STORY: It's an old coaching axiom that whichever team wins the turnover battle, usually wins the game. Through seven games in 2018, the Missouri Tigers are definitely party to that line of thinking, as Mizzou is 4-0 when winning (or even) in the turnover category, and they're 0-3 when losing that category.

In Mizzou's four wins, the Tigers are plus-three in turnovers (five gained, two lost), and have outscored opponents by a 23-3 margin in points off turnovers. Conversely, in Mizzou's three losses, the Tigers are minus-five in turnovers (three gained, eight lost) and have been outscored 27-6 in points off turnovers.

Opp.	Mizzou		Opponents	
	TO Gain	Pts. Off	TO Gain	Pts. Off
UT-Martin	1	7	0	0
Wyoming	1	0	1	0
@Purdue	1	3	1	3
Georgia	1	0	3	10
@S. Carolina	1	3	2	7
@Alabama	1	3	3	10
Memphis	2	13	0	0
Total	8	29	10	30
MU Wins	5	23	2	3
MU Losses	3	6	8	27

KNOX STANDING OUT AMONG SEC FRESHMEN: Freshman WR **Jalen Knox** has emerged as a big-play receiver for the Mizzou offense, and his performance thus far has him squarely in the mix among the best freshman pass-catchers in not only the SEC, but the nation. Through seven games, Knox - who has been forced into the role of Mizzou's number one receiver due to injuries to senior starters **Emanuel Hall** and **Nate Brown** - ranks second in the SEC among all freshman receivers, and he's also fifth nationally among Power Five freshmen with 384 receiving yards. He's caught 20 passes in all, and has three receiving touchdowns, and is coming off a 104-yard game against Memphis, as he caught five passes for 104 yards and one score.

- His score on Saturday was a 44-yarder from QB **Drew Lock** in the second quarter that proved to be one of the biggest momentum plays that keyed Mizzou's eventual 65-33 win. The Tigers had seen a 21-0 lead shrink to 21-17, but the offense struck for a big score one possession before Knox's touchdown, but the lead was only 27-17 before an interception by CB **Adam Sparks** gave MU the ball back. On the first play after the turnover, Knox took in a beautiful pass in stride from Lock and raced untouched to paydirt that quickly put Mizzou up, 34-17.
- Knox has a pair of 100-yard games in his first seven games as a Tiger, notching a career-high 110 yards and a TD (five receptions) in Mizzou's win at Purdue earlier this season.

PRO-NUN-SEE-A-SHUN GUIDE

PLAYERS	PLAY-urz
Franklin AGBASIMERE	ag-BAZZ-ih-mear
Tyler BADIE	BAY-dee
SIMI BAKARE	SIM-eee buh-CAR-eee
Larry BOROM	BORE-um
RASHAD Brandon	ruh-SHOD
AKIAL Byers	uh-KEE-ull
Logan CHRISTOPHERSON	chris-TOFF-er-son
Trystan COLON-CASTILLO	cuh-LONE cast-EE-owe
DAMAREA Crockett	duh-MARR-ee-aay
XAVIER Delgado	ZAY-vee-ur
Jonah DUBINSKI	dew-BIN-skee
TAUSKIE Dove	TOW-skee (rhymes with PLOW-skee)
YASIR Durant	yah-SEER
Myles EADDY	EDDIE
Corey FATONY	fuh-TONY
RICHAUD Floyd	rih-SHOD
JAVON Foster	juh-VON
Dominic GICINTO	juh-SIN-toe
TYREE Gillespie	tie-REE
TEREZ Hall	tuh-REZ
JATORIAN Hansford	juh-TORE-eee-un
Matthew JAEGER	JAY-gur
TRAJAN Jeffcoat	TRAY-jun
Sean KOETTING	KET-ing (rhymes with setting)
Alex OFODILE	owe-FAW-delay
Albert OKWUEGBUNAM	owe-COO-ay-BOO-nom *
	*Try it once. "Albert O" is fine for all other reference
KHALIL Oliver	kuh-LEE-ul
JAIRAN Parker	JAY-run
Terry PETRY	PEE-tree
RONNELL Perkins	ron-EL
TAVON Ross	TAY-von
Zac SCHACHTNER	SHACKED-nur
FINIS STRIBLING	FINE-iss STRIH-bling
KHMARI Thompson	kuh-MAR-eee
Jordan ULMER	ULL-mer
Markell UTSEY	ut-SEE
TRE'VOUR Wallace-Simms	TREY-vore
HYRIN White	HIGH-rin
MICAH Wilson	MIKE-uh

COACHES	KOE-chuz
A.J. OFODILE	owe-FAW-delay

MEDIA PROCEDURES

TUESDAY
Post practice (11:00-11:45 a.m. approximately) -
 • Requested and approved student-athletes/assistant coaches - Kadlec Athletic Fields (MATC)...
 • Please turn in athlete/coach requests to Chad Moller by 10 a.m. on Monday...
Drew Lock Press Conference (11:45 a.m.)
 • Senior QB Drew Lock will address the media at the podium in the MATC's Onofrio Room at approximately 11:45 a.m.
Barry Odom Press Conference (12:30-1:00 p.m.)
 • Mizzou head coach Barry Odom will address the media at the podium in the MATC's Onofrio Room for 30 minutes

WEDNESDAY
12 p.m. - Barry Odom on SEC Coaches' Weekly Teleconference

GAME CREDENTIALING
 Credentials for the Mizzou 2018 home season may be requested online at www.mutigers.com. On the front page, mouse over the "Athletics" link, and click on the "Media Center" link to access the password-protected credentialing site. Password information can be obtained by contacting Kate Lakin (lakinke@missouri.edu).

MIZZOU MEDIA CONTACTS
Chad Moller - Associate Athletics Director
 (W) 573/882-0712 | (Cell) 573/268-3110
Shawn Davis - Assistant Athletics Director
 (W) 573/882-0711 | (Cell) 573/268-4275
Andrew Melroe - Associate Director/Strat Comm
 (W) 573/882-7167 | (Cell) 651/343-3272
 Faurot Press Box - 573/882-7311 or 7312

STORY LINES

NCAA Freshman Receivers

Name (School)	Rec.	Yds.	TDs
Rondale Moore (Purdue)	57	728	7
Jaylen Waddle (Alabama)	21	457	3
Amon-Ra St. Brown (USC)	29	427	2
K.J. Hamler (Penn State)	22	401	5
Jalen Knox (Mizzou)	20	384	3
Justyn Ross (Clemson)	19	361	4
Jake Ferguson (Wisconsin)	21	321	3
Sage Surratt (Wake Forest)	22	313	2

- YES, HE McCANN:** Junior PK **Tucker McCann** has one of the nation's strongest legs, and he's put that on display the past couple of games. McCann, who is 15-of-21 on field goal tries this season through seven contests (71.4%), has three makes of 43 yards or further in the last three games, including a 57-yarder at South Carolina with just 1:23 left in the game that temporarily gave Mizzou a 35-34 lead and would have stood as the game-winner had Carolina not rallied for the 37-35 win.
- McCann's 57-yarder (which cleared halfway up the uprights and likely would have been good from well over 60 yards, stands as the longest made field goal of the season in 2018, through games of Oct. 20. It was the second-longest kick in Mizzou history, trailing only a 62-yarder made by former Tiger barefoot kicker Tom Whelihan (1986 vs. Colorado). Here's a look at the longest field goals of the year so far:

Yards	Kicker	Opponent
57	Tucker McCann, Jr. (Mizzou)	South Carolina (Oct. 6)
55	Alex Kessman, So. (Pittsburgh)	Syracuse (Oct. 6)
55	Wyatt Bryan, Sr. (Colorado State)	Arkansas (Sept. 8)
54	Eight Tied With	N/A

- McCann, a preseason All-SEC second-team pick by league media, also booted a 43-yarder at Alabama in his only attempt of the game. He stands fourth nationally coming into Kentucky with his 2.14 makes per game, and he's 2-of-3 from 50 yards or further, which makes him one of only five Mizzou kickers to have made two or more 50 yarders in his career. The list:

50+	Kicker	Makes
5	Tom Whelihan (1984-87)	62, 54, 53, 51, 50
4	Jeff Jacke (1988-92)	51, 51, 50, 50
2	Tucker McCann (2016-18)	57, 50
2	Andrew Baggett (2012-15)	52, 50
2	Jeff Wolfert (2006-08)	54, 51

- McCann ranks seventh nationally (second in the SEC) in scoring per game, averaging 10.4 points per contest.

- LIMITING THE GROUND GAME:** Memphis entered last Saturday's game with Mizzou averaging 7.3 yards per carry, but Mizzou limited the visiting Tigers to just 4.7 yards per carry, second-worst on the year for Memphis. That is a trend that has been common with Mizzou's defense over the last 14 games. At South Carolina, Mizzou limited the Gamecocks to just 128 yards (2.7 avg.).
- That strong rush defense continues a trend that started last season. Since the beginning of the 2017 season, Mizzou is allowing just 3.9 yards per carry (2,996 yards on 771 attempts). Since allowing eventual national runner-up Georgia to rush for 370 on Oct. 14 a year ago, Mizzou has allowed just 1,659 yards on 529 carries over its last 14 games (3.13 average). For perspective, that 3.13 average would rank 12th nationally this season. It is no surprise that Mizzou has posted a 10-4 record in that span.

- OFFENSIVE LINE GETTING IT DONE AGAIN:** Coming into the season, a perceived area of strength for Mizzou was its massive, physical offensive line that returned all five starters from its record breaking group. Over the last two years, the group turned in the best marks in college football history when it came to preventing negative plays. So far this year, not much has changed. Mizzou is second in the SEC (18th nationally) in sacks allowed, averaging just 1.14 per game. Mizzou has also surrendered just 31 negative plays through seven games, ranking 17th nationally.

- OFFENSE SUSTAINING DRIVES:** On the year, Mizzou has amassed 182 total first downs, registering at least 23 in six of seven contents this season. Mizzou ranks fifth in the SEC and 19th nationally with its 182 first downs through seven games. With at least 23 first downs in six of seven games, it is important to note that Mizzou accomplished that feat just seven times a year ago as this year's offense appears to be a stark contrast from last

year's run-and-gun style. This year Tigers are taking a much more methodical approach to offense.

- That methodical approach under first-year OC **Derek Dooley** is also evident in time of possession. Mizzou is holding the ball for an average of 30:05 this season, the SEC's ninth-best mark (64th nationally). While those numbers don't seem that impressive, comparing it to Mizzou's numbers in 2017, it is a stark contrast. Last year, Mizzou held the ball for an average of 25:01 per game, second-lowest in FBS as Mizzou has engineered one of the nation's most impressive turn-arounds in that category.

- IT'S ALL ABOUT THE BALL:** In the first quarter of Mizzou's last game vs. Memphis, Mizzou junior CB **Christian Holmes** hauled in a 42-yard pick-six that put Mizzou on top, 14-0. That play continued an impressive streak for the Mizzou defense as the Tigers have now forced a turnover in 15 consecutive regular season games, dating back to Oct. 10, 2017, at Kentucky.

- In those 15 games, Mizzou is 10-5 overall, as turnovers have been a key to the Tigers' improved play on defense.

- DEFENSE SLOWS MEMPHIS:** The Tiger defense did an outstanding job at containing a very productive and dangerous Memphis offense in check for most of the day. While the visiting Tigers did account for 33 points and 408 yards of offense (208 passing, 200 rushing), those were well below Memphis' season average coming into the game. Memphis entered last Saturday ranking seventh nationally in total offense (539.0 avg.), fifth in rushing (275.0 avg.), seventh in passing efficiency (168.73 rating) and ninth in scoring offense (43.9 avg.). Memphis was averaging 8.1 yards per play coming into the game, and they needed 81 plays to gain 408 yards, giving them a per-play average of just 5.0 against Mizzou. That 5.0 per play average would rank Memphis 112th for the season, comparatively.

- Memphis QB Brady White had been one of the nation's most efficient passers coming into the game, as he ranked seventh nationally in passing efficiency coming into Saturday, with a 173.1 rating. He'd been intercepted just once in 185 attempts in his first seven games of 2018, but the Tigers picked him off twice Saturday, including a pick-six by CB Christian Holmes. Mizzou's defense sacked White three times in all and harassed him all day with constant pressure, forcing several scrambles that led to throw aways. White ended the game with a season-worst QB rating of just 94.79, after going just 15-of-37 passing for 208 yards, with two touchdowns and two interceptions.

- TBJ RETURNS:** Mizzou DT **Terry Beckner, Jr.**, a former No. 1 recruit nationally, turned down a chance to go the NFL last season and returned to Mizzou for his senior year. After suffering a pair of season-ending knee injuries during his first two seasons, Beckner completed a full 13-game slate a year ago and finally was able to look like the No. 1 player that he was tabbed as coming out of high school. Beckner posted very productive numbers for an interior lineman, including career-highs in tackles (38), tackles for loss (11.0), sacks (7.0), quarterback pressures (5), and also made a huge highlight-reel interception on the goal line at Vanderbilt that he returned 49 yards that helped seal Mizzou's bowl-clinching win in November. Through seven games this year, he has 16 tackles with 6.0 of those going for a loss, including TFLs in five of the last six games.

- MIZZOU RATES HIGHLY IN FPI:** Mizzou has played one of the more difficult schedules in the nation to this point in 2018, as the latest round of FPI (Football Power Index) rankings suggests. The Tigers have played the 24th-most difficult schedule to date (according to FPI), as one might expect with #1 Alabama and then-#2 Georgia lining the slate. In spite of the difficult schedule, Mizzou is ranked #23 in the latest FPI rankings (through games of Oct. 20).

- Of course, the Tigers already have one of the best non-conference wins of the year among SEC schools, when Mizzou won a thriller at current FPI #24 Purdue, 40-37, on Sept. 15th. Other top SEC non-league wins this year include Auburn defeating current FPI #8 Washington; LSU defeating current FPI #15 Miami, Fla.; and Ole Miss defeating current FPI #20 Texas Tech.
- For the stat nerds out there, FPI also has a rating for "team efficiencies" and this week's rankings lists Mizzou at #16 overall when combining offense, defense and special teams play. Mizzou's offense currently ranks 15th nationally, while the defense isn't far behind, at no. 27.

MIZZOU IN THE NFL

Evan Boehm	Indianapolis Colts	Center
Beau Brinkley	Tennessee Titans	Long Snapper
Justin Britt	Seattle Seahawks	Center
Kentrell Brothers	Minnesota Vikings	Linebacker
Sean Culkin	Los Angeles Chargers	Tight End
Chase Daniel	Chicago Bears	Quarterback
Blaine Gabbert	Tennessee Titans	Quarterback
E.J. Gaines	Cleveland Browns	Cornerback
Markus Golden	Arizona Cardinals	Defensive End
Charles Harris	Miami Dolphins	Defensive End
Ziggy Hood	Washington Redskins	Nose Tackle
Connor McGovern	Denver Broncos	Guard
J'Mon Moore	Green Bay Packers	Wide Receiver
Mitch Morse	Kansas City Chiefs	Center
Marcus Murphy	Buffalo Bills	Running Back
Shane Ray	Denver Broncos	Linebacker
Sheldon Richardson	Minnesota	Defensive Tackle
Jacques Smith	Arizona Cardinals	Defensive End

SERIES HISTORY - KENTUCKY

MIZZOU TRAILS, 3-5

- 1965 — Kentucky, 7-0 at Columbia
- 1968 — Kentucky, 12-6 at Lexington

as part of SEC (Tied, 3-3)

- 2012 — Missouri, 33-10 at Columbia
- 2013 — Missouri, 48-17 at Lexington
- 2014 — Missouri, 20-10 at Columbia
- 2015 — Kentucky, 21-13 at Lexington
- 2016 — Kentucky, 35-21 at Columbia
- 2017 — Kentucky, 40-34 at Lexington

MIZZOU GRADUATES

- TE Kendall Blanton** - College of Agriculture, Food and Natural Resources
- OL Kevin Pendleton** - College of Agriculture, Food and Natural Resources
- LB Roderick Winters** - College of Agriculture, Food and Natural Resources
- OL Samson Bailey** - College of Arts & Science
- LB Brandon Lee** - College of Human Environmental Sciences
- DB Dominic Nelson** - College of Health Professions
- S Khalil Oliver** - Graduate transfer from Oregon
- WR Alex Ofofodile** - Graduate transfer from Oregon



TEAM CAPTAINS

- OL Paul Adams**
- DT Terry Beckner, Jr.**
- LB Cale Garrett**
- LB Terez Hall**
- QB Drew Lock**

ODOM ERA TRENDS

ODOM ERA	RECORD
Home	11-7
Road	4-9
Neutral	0-1
Natural Grass	2-7
Artificial Surface	13-7
Day Games	9-9
Night Games	6-8
Televised Games	15-17
Vs. AP Ranked Opponents	0-6
September	6-6
October	3-8
November	6-2
December	0-1
Leading at Halftime	13-1
Trailing at Halftime	1-16
Tied at Halftime	1-0
Scoring First	11-4
Opponent Scoring First	4-12
Score < 20 Points	0-8
Score > 20 Points	10-8
Score 30+ Points	8-4
Score 40+ Points	13-1
Opponent Scores < 20 Points	7-0
Opponent Scores > 20 Points	5-10
Opponent Scores 30+ Points	3-11
Opponent Scores 40+ Points	2-8
Gain < 20 First Downs	2-7
Gain 20+ First Downs	13-10
Opponent Gains < 20 First Downs	8-3
Opponent Gains 20+ First Downs	7-14
More Rushing Yards Than Opponent	14-6
Fewer Rushing Yards Than Opponent	1-11
Rush < 100 Yards	0-5
Rush For 100+ Yards	15-12
Opponent Rushes For < 100 Yards	7-0
Opponent Rushes For 100+ Yards	8-17
More Passing Yards Than Opponent	12-9
Fewer Passing Yards Than Opponent	2-8
Pass For < 200 Yards	0-5
Pass For 200+ Yards	15-12
Opponent Passes For < 200 Yards	4-2
Opponent Passes For 200+ Yards	11-15
More Total Yards Than Opponent	13-8
Fewer Total Yards Than Opponent	2-9
Gain < 300 Total Yards	0-3
Gain 300+ Total Yards	15-14
Opponent Gains < 300 Total Yards	5-1
Opponent Gains 300+ Total Yards	10-16
Commit No Turnovers	5-1
Commit < 3 Turnovers	12-11
Commit 3+ Turnovers	1-7
Force < 3 Turnovers	12-14
Force 3+ Turnovers	3-2
Commit < 6 Penalties	3-7
Commit 6+ Penalties	12-7
3rd Down % < 25	0-2
3rd Down % 25-49	3-14
3rd Down % 50+	12-0
Opponent 3rd Down % < 25	2-0
Opponent 3rd Down % 25-49	9-10
Opponent 3rd Down % 50+	4-7
Trail Time of Possession	9-15
Lead Time of Possession	5-2



BARRY ODOM

In just his second year as a head coach, University of Missouri's own Barry Odom put together one of the more remarkable seasons in school history, when his 2017 Tigers achieved a seven-win season and earned the program's first bowl game since 2014. Missouri closed the regular season as one of the nation's hottest teams, thanks to a six-game win streak that culminated in a thrilling road win at Arkansas. That win moved Missouri to 7-5 marking an amazing in-season turnaround that saw MU rebound from a 1-5 start on the year.

Odom's team earned an invitation to the 2017 Academy Sports + Outdoor Texas Bowl for its effort, and while the end result of the bowl game didn't go Missouri's way, the appearance certainly represented an important step in the right direction for the program. Coming off a 4-8 season in 2016, Missouri was picked to finish dead last in the seven-team Southeastern Conference Eastern Division by the pre-season pundits, but the Tigers defied the prognosticators as they ended tied for third at 4-4 in league play – becoming the first SEC team to ever start 0-4 in conference play and finish 4-4.

Odom became the first Missouri coach to make a bowl game in his second year at MU since Warren Powers did so in each of his first two seasons in 1978 and 1979. The 2017 Texas Bowl marked the seventh post season classic of his coaching or playing career – he's 2-3 as a coach, and went 1-1 as a player for former Coach Larry Smith.

A longtime fixture at Missouri, Odom, 41, is guiding a program he has been immersed in at every level for some 16 years – including six in an administrative capacity (2003-08), six as a coach (2009-11, 2015-17) and four as a highly-successful student-athlete (1996-99). His three-year mark stands at 15-17 overall – the last time an MU coach had a better 30-game start to his career was in 1978-80 when Warren Powers was 21-11 through the same number of games.

The 2016 season was Odom's first as Missouri's head coach, and came after he had spent the previous four seasons as a defensive coordinator, including three at Memphis (2012-14) and one at Missouri (2015), where his units were considered among the nation's best.

Highly-respected among his coaching peers for his integrity and for his championship vision, Odom worked through a rebuilding year in 2016 that saw Missouri win four games. The Tigers closed the season out in strong fashion, with wins in two of their final three games - with both coming against bowl teams in Arkansas and Vanderbilt.

Odom was named the 32nd head football coach in program history in December of 2015, and his undeniable passion for Missouri, coupled with his strong track record of success at each level of his career, pointed to him being the right man to lead the Tigers into the future in the nation's toughest conference.

In 2015, Odom turned in an outstanding season as first-year defensive coordinator for Missouri under coach Gary Pinkel (who retired after that season), as his Tigers ranked ninth nationally in total defense, allowing just 302.0 yards per game. Since the NCAA began tracking defensive statistics in 1978, that marked the first time in MU history that Missouri had produced a top-10 defense. Odom's defense was also ranked seventh nationally in scoring defense (16.2 avg.), seventh in pass defense (169.2 avg.) and second in tackles for loss (8.8 avg.).

Prior to that, Odom became one of the more highly sought-after coordinators in the country due to three stellar years directing Memphis' defense from 2012-14. His 2014 defense was a key component of Memphis' 10-3 season, as his unit finished the regular season ranked fifth nationally in scoring defense (17.1 avg.) and 22nd in total defense (343.3 avg.). That marked an impressive incremental improvement under Odom's watch, as Memphis ranked 117th nationally in total defense the season prior to his arrival. In his first season at Memphis, the defense improved to 50th nationally (383.6 avg.), followed by a jump to 39th in 2013 (370.7 avg.). Memphis earned a share of the 2014 American Athletic Conference title, giving them a conference championship for the first time since 1971.

Odom, a Maysville, Okla., native played at Missouri and starred as a linebacker from 1996-99. He ended his playing career with 362 tackles, which still ranks as seventh-most in school history. Odom was a captain for his senior year of 1999, and was a key figure on the Missouri teams which reached bowl games in 1997 and 1998, ending a 14-year postseason drought for Tiger fans.

Success followed Odom's career path at each future stop after his playing days. After earning his undergraduate degree in December of 1999, he served as an intern with Missouri's Tiger Scholarship Fund while he worked on his Master's in Education from the University of Missouri (which he would earn in May of 2004). He returned to his home state of Oklahoma in July of that year to serve as an assistant football coach for his alma mater Ada High School, which finished that season as runners-up for a state title.

Odom was quickly back in his adopted hometown of Columbia, Mo., the next spring, as he took over as head coach at Rock Bridge High School. He quickly built the Bruins into a power, as they went 6-4 in 2001, and won a conference championship. He followed with an 8-4 campaign in 2002 that saw Rock Bridge reach the semifinals of the state championship playoffs.

Running a college program became a focal point next, and Odom began that path by joining the Missouri football staff, first as an administrative graduate assistant for Pinkel in 2003. He spent the 2004 and 2005 seasons as Pinkel's director of recruiting as the staff assembled a core group which would help lead Missouri to consecutive Big 12 Conference North Division titles in 2007 and 2008 which consisted of 12-win and 10-win seasons, respectively.

ODOM YEAR-BY-YEAR

YEAR	TEAM	OVERALL	CONF	POST
2016	Missou	4-8	2-6	-
2017	Missou	7-6	4-4	Texas Bowl (L)
2018	Missou	4-3	0-3	NA
Missouri Total		15-17	6-13	0-1 in Bowls
		.469	.316	

ODOM FILE

Born _____ Nov. 26, 1976
 Hometown _____ Lawton, Okla.
 Alma Mater _____ Missouri, 1999
 _____ one of 22 FBS head coaches at their alma mater
 Family _____ Wife, Tia
 _____ Sons James Trump and Gary Robert,
 _____ Daughter Anna Lockwood
 Twitter _____ @Coach_Odom

AS A PLAYER

1996-99 _____ Missouri

AS A COACH

2016-pres. _____ Head Coach, Missouri
 2015 _____ Defensive Coordinator/Linebackers, Missouri
 2012-14 _____ Defensive Coordinator/LBs, Memphis
 2009-11 _____ Safeties, Missouri
 2007-08 _____ Asst. AD/Director of Football Ops, Missouri
 2006 _____ Director of Football Operations, Missouri
 2004-05 _____ Director of Football Recruiting, Missouri
 2003 _____ Administrative Graduate Assistant, Missouri
 2001-02 _____ Head Coach, Rock Bridge High School (Columbia, Mo.)

COACHING STAFF

POSITION	NAME (YEAR AT MIZZOU)
Head Coach	_____ Barry Odom (3 rd)
	_____ Missouri, 1999
Sr. Associate Head Coach	_____ Brick Haley (2 nd)
	_____ Defensive Line
Associate Head Coach	_____ Andy Hill (23 rd)
	_____ Special Teams Coordinator
Assistant Head Coach	_____ Cornell Ford (18 th)
	_____ Running Backs
Offensive Coordinator	_____ Derek Dooley (1 st)
	_____ Quarterbacks
Defensive Coordinator	_____ Ryan Walters (4 th)
	_____ Defensive Backs
Tight Ends	_____ Joe Jon Finley (3 rd)
Outside Linebackers	_____ Brian Odom (2 nd)
Wide Receivers	_____ A.J. Ofodile (1 st as WR coach, 3 rd at Missouri)
Offensive Line	_____ Brad Davis (1 st)
Inside Linebackers	_____ Vernon Hargreaves (1 st)
Director of Football Operations	_____ Mark Ouimet (1 st)

Quarterback

3 Drew Lock***	6-4	225	Sr.	Lee's Summit, Mo. (Lee's Summit)	Moved into seventh on the SEC's career passing list after 23-of-29 for 350 yards and 4 TDs vs. Memphis; 6th-best QBR in school history
5 Taylor Powell	6-2	210	RSFr.	Fayetteville, Ark. (Fayetteville)	Was first QB in relief of Lock in the first two games and last week vs. Memphis - went 1-for-3 for 23 yards
2 Micah Wilson	6-3	210	RSSo.	Tulsa, Okla. (Lincoln Christian)	Rushed five times for 12 yards last week vs. Memphis; father was a Mizzou captain in 1988

Running Back

34 Larry Rountree III* - OR-	5-10	210	So.	Raleigh, N.C. (Millbrook)	Had 118 rushing yards on just nine carries (13.1 avg.) with a career-high three TDs last time out vs. Memphis
16 Damarea Crockett**	5-11	225	Jr.	Little Rock, Ark. (Christian)	Rushed for 56 yards on 13 attempts vs. Memphis; needs 40 yards Saturday to surpass 2,000 in his career
1 Tyler Badie	5-9	190	Fr.	Memphis, Tenn. (Briarcrest Christian)	Memphis native who rushed for 41 yards on seven carries (5.9 avg.) against his hometown school last time out

Wide Receiver

9 Jalen Knox	6-0	195	Fr.	Mansfield, Texas (Timberview)	Had his second 100-yard receiving game vs. Memphis, the most by a Mizzou true freshman since 2016 - 5 catches
10 Alex Ofodile -OR-	6-2	200	RSJr.	Columbia, Mo. (Oregon/Rock Bridge HS)	Grad transfer from Oregon who is the son of Mizzou WR coach A.J. Ofodile
7 Nate Brown***	6-3	210	RSSr.	Suwanee, Ga. (North Gwinnett)	Did not play vs. Memphis; 12 catches for 129 yards on the season

Wide Receiver

17 Richaud Floyd*	5-11	195	RSJr.	Gulfport, Miss. (Gulfport)	Preseason All-American in the return game; returned from a broken leg suffered in camp and had 3 catches for 28 yards vs. Memphis
13 Kam Scott	6-2	170	Fr.	Manvel, Texas (Manvel)	Made his second career start at Alabama and saw plenty of playing time vs. Memphis
30 Barrett Banister	6-0	190	RSFr.	Fayetteville, Ark. (Fayetteville)	Caught his first career pass, an 18-yard gain, at South Carolina

Slot Receiver

12 Johnathon Johnson**	5-10	180	RSJr.	Memphis, Tenn. (Melrose)	A Memphis native, he caught four passes for 46 yards against his hometown team last week
14 Dominic Gicinto	5-9	180	Fr.	Raytown, Mo. (Raytown)	Made one catch, a third down conversion of four yards, last time out vs. Memphis

Left Tackle

70 Yasir Durant*	6-7	330	Jr.	Philadelphia, Pa. (Imhotep/Arizona Western)	Started his 16 th straight games at LT at Memphis; team is 10-6 in that span
50 Hyrin White	6-6	305	RSFr.	DeSoto, Texas (DeSoto)	Came off the bench for an injured Yasir Durant midway through the Purdue game and played well in relief

Left Guard

71 Kevin Pendleton***	6-4	325	RSSr.	Lee's Summit, Mo. (Lee's Summit West)	Looked at as a leader along the O-Line; started 30 of the last 32 games at left guard
56 Samson Bailey*	6-5	295	RSSr.	Lamar, Mo. (Lamar)	Starting center in 2016 who transitioned to tackle last year; provides veteran leadership

Center

55 Trystan Colon-Castillo*	6-4	315	RSSo.	Webb City, Mo. (Webb City)	All-SEC Freshman Team honoree; started the last 20 games at C
67 Jonah Dubinski**	6-2	295	RSJr.	Columbia, Mo. (Rock Bridge)	Former walk-on who earned a scholarship last fall; has started at C twice in his career

Right Guard

75 Tre'Vour Wallace-Simms**	6-5	330	Jr.	East St. Louis, Ill. (East St. Louis)	Has started the last 20 games at RG and continues to grade out as one of the league's top pass protectors
59 Case Cook	6-5	295	RSFr.	Carrollton, Ga. (Carrollton)	Former blue chip prospect who gives Mizzou great depth at either guard position

Right Tackle

77 Paul Adams*	6-6	315	RSSr.	Nashville, Tenn. (Christ Presbyterian)	Team captain who has started the last 32 games at right tackle
79 Larry Borom	6-6	340	RSFr.	Bloomfield Hills, Mich. (Brother Rice)	Massive O-line prospect who should figure into the mix at one of the guard spots

Tight End

81 Albert Okwuegbunam *	6-5	255	RSSo.	Springfield, Ill. (Springfield)	Huge game vs. Memphis with 159 yards on six catches (26.5 avg.) with a career-high three TDs, his fifth career multi-TD game
11 Kendall Blanton***	6-6	265	RSSr.	Blue Springs, Mo. (Blue Springs South)	Senior leader on the offense who made three catches for 27 yards last time out vs. Memphis

Kicker

19 Tucker McCann**	6-2	215	Jr.	O'Fallon, Ill. (O'Fallon)	Fourth nationally in FGs per game (2.14) and is seventh nationally in scoring with 10.4 points per game
--------------------	-----	-----	-----	---------------------------	---

Punt Return

12 Johnathon Johnson**	5-10	180	RSJr.	Memphis, Tenn. (Melrose)	Was the primary punt returner vs. Memphis and posted two yards on two returns
17 Richaud Floyd*	5-11	195	RSJr.	Gulfport, Miss. (Gulfport)	Preseason All-American in the return game; broke his leg during training camp, forcing him to miss the first six games

Kick Return

1 Tyler Badie	5-9	190	Fr.	Memphis, Tenn. (Briarcrest Christian)	Did not return a kick last week vs. Memphis
34 Larry Rountree III*	5-10	210	So.	Raleigh, N.C. (Millbrook)	Did not return a kick last week vs. Memphis

Defensive End

93 Tre Williams*	6-5	260	RSSo.	Columbia, Mo. (Rock Bridge)	2017 SEC All-Freshman Team (Coaches); had a career-high four tackles with a TFL and a QBH at Alabama; no tackles last week
29 Nate Anderson*	6-4	255	Sr.	Toronto, Ontario (Pratville, Ala./NM Military Institute)	Did not record a tackle last week vs. Memphis
15 Trajan Jeffcoat	6-3	245	Fr.	Columbia, S.C. (Irmo HS)	Posted two tackles with his first career QB hurry last time out vs. Memphis

Defensive Tackle

5 Terry Beckner, Jr.***	6-4	295	Sr.	East St. Louis, Ill. (East St. Louis)	Posted one tackle with a pair of QB hurries last time out vs. Memphis
78 Kobie Whiteside*	6-1	310	So.	Houston, Texas (Alief Taylor)	Tallied his second career sack, posting a strip sack of Tua Tagavialoa, among three tackles at Alabama; QBH vs. Memphis
13 Rashad Brandon	6-3	300	Sr.	Jersey City, N.J. (St. Anthony's/ASA Academy)	Veteran D lineman who has played in 17 games; had a TFL on Memphis' first drive last time out

Nose Tackle

99 Walter Palmore* -OR-	6-4	320	Sr.	Columbus, Ga. (Hardaway/Eastern Arizona JC)	Posted one tackle last week vs. Memphis
95 Jordan Elliott	6-4	315	RSSo.	Missouri City, Texas (Westside/Texas)	Posted three tackles and a TFL at Alabama; no tackles last week vs. Memphis
90 Markell Utsey	6-4	295	Jr.	Little Rock, Ark. (Parkview)	Two-year contributor as an interior lineman who gives Mizzou great depth in the rotation

Defensive End

39 Chris Turner*	6-4	255	So.	Hammond, La. (Hammond)	Made on tackle last week vs. Memphis before missing the remainder of the game with a head injury
97 Akiyal Byers*	6-4	280	So.	Fayetteville, Ark. (Fayetteville)	Made two tackles with a TFL last week vs. Memphis

Weakside Linebacker

24 Terez Hall*	6-2	230	Sr.	Lithonia, Ga. (King)	Monster game vs. Memphis, tying for the team lead with 11 tackles, including 2.0 TFLs and a sack with two QB hurries
32 Nick Bolton	6-0	235	Fr.	Frisco, Texas (Lone Star)	Filled in for Terez Hall at Alabama and posted eight tackles in his most extended playing time; two tackles vs. Memphis
22 Aubrey Miller, Jr.	6-2	225	So.	Memphis, Tenn. (Whitehaven)	Energy player at linebacker who also lines up on special teams; makes plays all over the field

Middle Linebacker

47 Cale Garrett*	6-3	230	Jr.	Kearney, Mo. (Kearney)	Outstanding vs. Memphis with 11 tackles, marking the second time in his career he has had 10+ tackles in back-to-back games
46 Jacob Trump	6-3	230	RSJr.	Kahoka, Mo. (Clark County)	Made a huge special teams play at South Carolina, recovering a fumble on a botched punt to give Mizzou the ball back
25 Jamal Brooks	6-1	240	So.	Bessemer, Ala. (Bessemer City)	Sophomore who has garnered praise from Mizzou's coaches for his leadership abilities

SAM Linebacker

4 Brandon Lee**	6-2	225	RSSr.	Indianapolis, Ind. (Lawrence Central)	Made four tackles at Alabama and had two last time out vs. Memphis
3 Ronnell Perkins**	6-0	205	RSJr.	St. Louis, Mo. (University City)	At Alabama, he posted a season-high three tackles, his most since Oct. 14, 2017; added two tackles vs. Memphis
6 Tavon Ross	6-0	215	RSSr.	Cochran, Ga. (Bleckley County)	2017 Team Inspirational Award, 2016-17 Mizzou Athletics Academic Achievement Award; blocked a punt at S. Carolina

Cornerback

21 Christian Holmes*	6-1	200	RSSo.	Leland, Miss. (McNair)	Made his second start of the season vs. Memphis and tallied a 42-yard pick-six, his second INT of the year; added two PBUs
14 Adam Sparks*	6-0	180	So.	Baton Rouge, La. (Dutchtown)	Made one tackle and hauled in his third career INT, a game-changing play in the second quarter, vs. Memphis

Cornerback

2 DeMarkuus Acy**	6-2	195	Jr.	Dallas, Texas (Wilmer-Hutchins)	Tallied three solo tackles and added a pass breakup at Alabama; totaled two tackles vs. Memphis
10 Terry Petry	6-1	175	RSFr.	Missouri City, Texas (Ridge Point)	Athletic corner prospect who gives Mizzou great depth at the position; made two tackles vs. Memphis
8 Jarvis Ware	6-1	190	Fr.	Apopka, Fla. (Wekiva)	Made a solo tackle at South Carolina

Strong Safety

7 Cam Hilton**	6-0	190	Sr.	St. Louis, Mo. (Webster Groves)	Veteran safety who has played all over the field during his time with the program; tallied his first sack of the season vs. Memphis
18 Joshua Bledsoe*	6-0	205	So.	Houston, Texas (Dekaney)	Posted a pair of tackles from the safety spot at Alabama and followed that with three vs. Memphis

Free Safety

9 Tyree Gillespie	6-0	210	So.	Ocala, Fl. (Vanguard)	Made the start vs. Memphis and made three tackles and tallied a PBU in the game
20 Khalil Oliver	6-1	210	RSJr.	Meridian, Idaho (Rocky Mountain)	Grad transfer from Oregon who won the starting job during fall camp; made three stops last week vs. Memphis

Punter

26 Corey Fatony	5-11	205	Sr.	Franklin, Tenn. (Franklin)	Punted twice vs. Memphis, including a long of 51 yards
-----------------	------	-----	-----	----------------------------	--

Long Snapper

51 Drew Wise	6-2	235	So.	Lawrence, Kan. (Free State)	Long snapping specialist that created a healthy competition at the spot during fall camp
86 James Workman	6-0	220	Jr.	Renton, Wash. (Liberty)	Long snapping specialist who was the team's primary option at that spot a year ago





#3 DREW LOCK

SR # 6-4 # 225
Lee's Summit, Mo. | Lee's Summit HS

Moved into seventh place on the SEC's all-time career passing yards list. Lock passed Jared Lorenzen of Kentucky, who finished his career with 10,345 passing yards - now has 10,674, 201 behind Danny Wuertfel & 226.2 passer efficiency rating against Memphis was the sixth-best mark in Mizzou history
350 yards against Memphis marked his 13th career game with at least 300 yards; 11th game with 4+ TDs

CAREER HIGHS

Attempts: _____ 51 at W. Virginia (9/3/16) Passing TDs: _____ 7 vs. MO St. (9/2/17) Rush Yds: _____ 63 vs. MTSU (10/22/16)
Completions: _____ 33 vs. Wyoming (9/8/18) Long: _____ 87 vs. EMU (9/10/16) Rush TDs: _____ 1, five times
Passing Yds: _____ 521 vs. MO St. (9/2/17) Rush Attempts: _____ 10, twice Long: _____ 34 at Arkansas (11/24/17)



#16 DAMAREA CROCKETT

JR # 5-11 # 225
Little Rock, Ark. | Christian HS

Needs 40 yards Saturday to reach 2,000 in his career - would be 17th Tiger to accomplish that feat
Season-high 20 attempts and 154 yards, including a season-long 59-yard run, at South Carolina
Missed the final seven games of the 2017 season with a shoulder injury suffered at Georgia in game No. 6
In 2016, he set Mizzou freshman records for rushing yards in a season (1,062) and TDs in a season (10)

CAREER HIGHS

Rush Attempts: _____ 29 vs. MTSU (10/22/16) Long: _____ 73, vs. MO St. (9/2/17) Receiving TDs: _____ 1 vs. Auburn (9/23/17)
Rush Yds: _____ 225 at Tennessee (11/16/16) Catches: _____ 2 vs. UT Martin (9/1/18) Long: _____ 32 vs. Wyoming (9/8/18)
Rush TDs: _____ 4, vs. Del. St. (9/24/16) Yards: _____ 19 vs. Auburn (9/23/17)



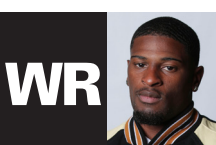
#17 RICHAUD FLOYD

RS JR # 5-11 # 195
Gulfport, Miss. | Gulfport

Battled through a groin injury to catch four passes for 88 yards at Purdue
The injury slowed him down vs. Georgia as he was held without a catch ... DNP at South Carolina, Alabama
Became the first Mizzou WR since 2009 (All-American Danario Alexander) to post back-to-back games of 170+ receiving yards after a career-high 10 catches for 171 yards vs. Wyoming

CAREER HIGHS

Catches: _____ 4 at UConn (10/28/17) TDs: _____ 1, twice
Yards: _____ 43 at UConn (10/28/17) Long: _____ 30 at Vanderbilt (11/18/17)




#12 JOHNATHON JOHNSON

RS JR # 5-10 # 180
Memphis, Tenn. | Melrose HS

Four catches for 46 yards, including a big fourth-down conversion for eight yards vs. Memphis
Had a nine-yard grab for a first down late in the game at Alabama
Made three catches for 40 yards at South Carolina ... Posted four catches for 51 yards vs. Georgia
Had three catches for 49 yards, including a 30-yard strike for a score at Purdue

CAREER HIGHS

Catches: _____ 10 vs. Auburn (9/23/17) Long: _____ 87 vs. EMU (9/10/16) Rush TDs: _____ NA
Yards: _____ 128 at UConn (10/28/17) Rush Attempts: _____ 2 vs. Arkansas (11/25/16) Long: _____ 82 vs. Arkansas (11/25/16)
TDs: _____ 2 vs. MO St. (9/2/17) Rush Yds: _____ 81 vs. Arkansas (11/25/16)




#7 NATE BROWN

SR # 6-4 # 225
Suwanee, Ga. | North Gwinnett HS

Did not play due to injury the last three games ... Caught three passes for 35 yards vs. Georgia
Season-high five catches for 48 yards at Purdue, arguably his most productive game since 2015
Made three catches for 19 yards in the season opener vs. UT Martin ... 1 catch for 27 yards vs. Wyoming
Has battled back from a pair of serious injuries, including an ankle injury in preseason camp prior to 2016

CAREER HIGHS

Catches: _____ 6 vs. SC (10/3/15) TDs: _____ 6 vs. SC (10/3/15)
Yards: _____ 69 vs. SEMO (9/5/15) Long: _____ 33 vs. SEMO (9/5/15)




#81 ALBERT OKWUEGBUNAM

RS SO # 6-5 # 255
Springfield, Ill. | Sacred Heart Griffin HS

Career-high 159 yards with career-high three TDs on six catches vs. Memphis ... It was his fifth career game with multiple TDs, matching the Mizzou TE record (Chase Coffman) ... He needed just 20 games to do so while Coffman tallied his fifth career multi-TD game in his 51st career game
Caught a career-high nine passes for 81 yards vs. Georgia ... Four grabs for 13 yards at South Carolina

CAREER HIGHS

Catches: _____ 9 vs. Georgia (9/22/18) TDs: _____ 3, twice
Yards: _____ 159 vs. Memphis Long: _____ 58 vs. Memphis (10/20/18)




#70 YASIR DURANT

JR # 6-7 # 330
Philadelphia, Pa. | Imhotep HS | Ariz. W. CC

One of the SEC's top returning offensive tackles who is primed for an even larger role across Mizzou's offensive line during his junior season
Started the last 16 games at LT and the team is 10-6 in that span
Rolled an ankle at Purdue but bounced back to play the entire game vs. Georgia

CAREER HIGHS

Catches: _____ 9 vs. Georgia (9/22/18) TDs: _____ 3, twice
Yards: _____ 159 vs. Memphis Long: _____ 58 vs. Memphis (10/20/18)



#55 TRYSTAN COLON-CASTILLO

RS SO # 6-4 # 315
Webb City, Mo. | Webb City HS

2017 SEC All-Freshman Team (Coaches) and 2017 Team Underclassman Leadership Award
Found for pound is one of the team's strongest players which gives Mizzou an imposing, physical presence in the trenches
Started the last 20 games at center

CAREER HIGHS

Catches: _____ 9 vs. Georgia (9/22/18) TDs: _____ 3, twice
Yards: _____ 159 vs. Memphis Long: _____ 58 vs. Memphis (10/20/18)



#77 PAUL ADAMS

RS SR # 6-4 # 225
Nashville, Tenn. | Christ Presbyterian HS

Proven performer who is one of the SEC's most experienced linemen
Started the last 32 games at right tackle and is a two-year team captain
Team captain in 2017 and heralded for his leadership abilities
Grades as one of the SEC's top O-linemen week to week by a variety of national outlets

CAREER HIGHS

Catches: _____ 9 vs. Georgia (9/22/18) TDs: _____ 3, twice
Yards: _____ 159 vs. Memphis Long: _____ 58 vs. Memphis (10/20/18)



#2 TAYLOR POWELL

RS FR # 6-2 # 210
Fayetteville, Ark. | Fayetteville

Was the first QB off the bench in relief of Drew Lock in each of the first two games - went 4-for-9 for 105 yards in the opener vs. UT Martin
Did not register any passing or rushing stats in relief duty vs. Wyoming
Played one snap at Alabama and came in vs. Memphis in the fourth, going 1-for-3

CAREER HIGHS

Attempts: _____ 9 vs. UT Martin (9/1/18) Passing TDs: _____ NA
Completions: _____ 4 vs. UT Martin (9/1/18) Long: _____ 44 vs. UT Martin (9/1/18)
Passing Yds: _____ 105 vs. UT Martin (9/1/18)



#34 LARRY ROUNTREE III

SO # 5-10 # 210
Raleigh, N.C. | Millbrook HS

Had three rushing touchdowns against Memphis, his second career game with at least three rushing touchdowns, as he also did it last season against Florida (11/4/17)
Finished the game with 118 yards on the ground, his third career game with 100+ yards rushing

CAREER HIGHS

Rush Attempts: _____ 23 at Purdue (8/15/18) Long: _____ 64 vs. Tennessee (11/11/17)
Rush Yds: _____ 168 at Purdue (8/15/18) Catches: _____ 1, twice (11/11/17)
Rush TDs: _____ 3, twice Yards: _____ 19 vs. Tennessee (11/11/17)



#13 KAM SCOTT

FR # 6-2 # 170
Manvel, Texas | Manvel HS

Made his collegiate debut in week one vs. UT Martin and made a highlight reel 70-yard TD grab, becoming the first Mizzou freshman to score on his first career catch since TE Chase Coffman in 2005
Made first career start at South Carolina, hauling in two catches for 19 yards

CAREER HIGHS

Catches: _____ 2 vs. at SC (10/6/18) Long: _____ 70 vs. UT Martin (9/1/18)
Yards: _____ 70 vs. UT Martin (9/1/18) Rushes: _____ NA
TDs: _____ 1 vs. UT Martin (9/1/18) Yards: _____ NA



#14 DOMINIC GICINTO

FR # 5-9 # 180
Raytown, Mo. | Raytown HS

Made one catch for four yards and a first down vs. Memphis
Made his first collegiate appearance week one vs. UT Martin and caught two passes for 15 yards - had one punt return week two vs. Wyoming

CAREER HIGHS

Catches: _____ 2 vs. UT Martin (9/1/18) Long: _____ 10 vs. UT Martin (9/8/18)
Yards: _____ 15 vs. UT Martin (9/1/18) Rushes: _____ NA
TDs: _____ NA Yards: _____ NA



#9 JALEN KNOX

FR # 6-0 # 195
Mansfield, Texas | Timberview HS

Second 100-yard game of his career vs. Memphis (5 catches, 104, TD)
Named SEC Freshman of the Week following a big week at Purdue
Became the first Mizzou true freshman WR since 2016 with a 100-yard game at Purdue, posting five catches for 110 yards and a 59-yard score

CAREER HIGHS

Catches: _____ 5, twice Long: _____ 59 at Purdue (9/15/18)
Yards: _____ 110 at Purdue (9/15/18) Rushes: _____ 1 vs. Memphis (10/20/18)
TDs: _____ 1, twice Yards: _____ 12 vs. Memphis (10/20/18)




#11 KENDALL BLANTON

RS SR # 6-6 # 265
Blue Springs, Mo. | Blue Springs South HS

Big-bodied TE who has both the size and skills to play at the next level
One catch for four yards at Alabama ... Three catches for 27 yards vs. Memphis
Had three catches for 21 yards out vs. Georgia and one for 18 at South Carolina
Playing as a graduate; interned in Mizzou's athletic development office last summer

CAREER HIGHS

Catches: _____ 6 vs. SC (10/3/15) TDs: _____ 1, twice
Yards: _____ 62 vs. Idaho (10/21/17) Long: _____ 62 vs. Idaho (10/21/17)




#71 KEVIN PENDLETON

RS SR # 6-4 # 325
Lee's Summit, Mo. | Lee's Summit West HS

Redshirt senior leader across the offensive line, he has been one of the most consistent performers, starting 30 of the last 32 games at left guard ... Missed the season opener vs. UT Martin (9/1/18) with a sprained knee but started last six games
Is a college graduate; interned with Mizzou's athletic marketing staff over the summer

CAREER HIGHS

Catches: _____ 6 vs. SC (10/3/15) TDs: _____ 1, twice
Yards: _____ 62 vs. Idaho (10/21/17) Long: _____ 62 vs. Idaho (10/21/17)



#75 TRE'VOUR WALLACE-SIMMS

JR # 6-5 # 330
East St. Louis, Ill. | East St. Louis HS

2017 Team Ironman Award
Started the last 20 games at right guard and continues to be one of the SEC's more overlooked O-linemen
Graded at a 90.0 pass block efficiency a year ago and did not allow a single sack

CAREER HIGHS

Catches: _____ 6 vs. SC (10/3/15) TDs: _____ 1, twice
Yards: _____ 62 vs. Idaho (10/21/17) Long: _____ 62 vs. Idaho (10/21/17)



#19 TUCKER McCANN

JR # 6-2 # 215
O'Fallon, Ill. | O'Fallon HS

Monster game at South Carolina, connecting on five-of-six field goals, including the second-longest FG in school history, a 57-yarder with 1:23 remaining in the fourth quarter to give Mizzou a 35-34 lead ... Only miss came in pouring rain in the third quarter
Fourth nationally in FGs per game (2.14) and seventh in scoring (10.4)

CAREER HIGHS

Catches: _____ 6 vs. SC (10/3/15) TDs: _____ 1, twice
Yards: _____ 62 vs. Idaho (10/21/17) Long: _____ 62 vs. Idaho (10/21/17)



#14 ADAM SPARKS

SO ■ 6-0 ■ 180
Baton Rouge, La. | Dutchtown HS

LAST TIME OUT

1 tackles | Third career INT vs. Memphis (10/20)

- Tallied a tackle and his third career INT, a game-changer that led to a Mizzou score, vs. Memphis
- Posted three tackles and a pass breakup at Alabama
- Made a career-high 11 tackles (10 solo) with some coming against his older brother, Purdue WR Jared Sparks, in the 40-37 win

CAREER HIGHS

Tackles: _____ 11 at Purdue (9/15/18) **Forced Fumble:** _____ NA **PD:** _____ 2 at UConn (10/28/17)
TFL: _____ 1.0 vs. Florida (11/4/17) **Fumble Rec:** _____ NA **INT:** _____ 1, twice
TFL Yards: _____ 3 vs. Florida (11/4/17)



#21 CHRISTIAN HOLMES

RS SO ■ 6-1 ■ 200
Leland, Miss. | McNair (Ga.) HS

LAST TIME OUT

3 tackles | 42-yd Pick-6 | 2 PBU vs. Memphis (10/20)

- 42-yard pick-six with two pass break-ups and three tackles vs. Memphis
- Made his first career start at Alabama and posted two tackles and PBU
- Tallied his first career INT vs. Georgia, picking off a Jake Fromm third down pass
- Made three tackles and broke up a key fourth down pass at Purdue

CAREER HIGHS

Tackles: _____ 3, twice **PD:** _____ 2, twice
TFL: _____ NA **INT:** _____ 1, twice
TFL Yards: _____ NA



#7 CAM HILTON

SR ■ 6-0 ■ 190
St. Louis, Ill. | Webster Groves HS

LAST TIME OUT

1 tackles | Second career sack vs. Memphis (10/20)

- Posted his second career sack vs. Memphis last time out
- Two tackles and a career-high two QB hurries at South Carolina ... Three tackles with a TFL vs. Georgia
- Posted season-high six tackles and his second career INT at Purdue in the 40-37 win
- Two tackles, a fumble recovery and a pass breakup in week one vs. UT Martin (9/1/18)

CAREER HIGHS

Tackles: _____ 10 vs. Kentucky (10/29/16) **Sacks:** _____ 1.0 at USC (11/5/16) **PD:** _____ 1, twice
TFL: _____ 1.0, twice **Sack Yards:** _____ 5 at USC (11/5/16) **INT:** _____ 1, twice
TFL Yards: _____ 5 at SC (11/5/16) **Fumble Rec:** _____ 1 vs. UT Martin (9/1/18)



#18 JOSHUAH BLEDSOE

SO ■ 6-0 ■ 205
Houston, Texas | Dekaney HS

LAST TIME OUT

3 tackles vs. Memphis (10/20)

- Posted two stops at both South Carolina and Alabama ... Added three vs. Memphis
- Matched his season-high with three stops vs. Georgia
- Matched his career-high with three tackles in the 40-37 win over Purdue
- Made a tackle and had a PBU vs. UT Martin ... Did not play vs. Wyoming

CAREER HIGHS

Tackles: _____ 3, twice **Sacks:** _____ 1.0 vs. Tennessee (11/11/17)
TFL: _____ 1.0 vs. Tennessee (11/11/17) **Sack Yards:** _____ 7 vs. Tennessee (11/11/17)
TFL Yards: _____ 7 vs. Tennessee (11/11/17) **Forced Fumble:** _____ NA



#20 KHALIL OLIVER

RS JR ■ 6-1 ■ 210
Meridian, Ida. | Rocky Mountain HS

LAST TIME OUT

3 tackles vs. Memphis (10/20)

- Two tackles vs. South Carolina and followed that with six tackles at Alabama ... Posted three vs. Memphis
- Made three tackles with a TFL and a pass breakup at Purdue ... Added three stops vs. Georgia
- Returned from a rolled ankle to post three tackles with a TFL and fumble recovery vs. Wyoming
- Graduate transfer from Oregon where he 73 tackles, 2.5 TFLs and one INT in 25 career games

CAREER HIGHS

Tackles: _____ 9 at USC (11/5/16) **Sacks:** _____ NA **Fumble Rec:** _____ 1 vs. Wyoming (9/8/18)
TFL: _____ 1.0, three times **Sack Yards:** _____ NA **PD:** _____ 1, three times
TFL Yards: _____ 4, twice **Forced Fumble:** _____ NA **INT:** _____ 1, twice



TYRE GILLESPIE

SO ■ 6-0 ■ 210
Ocala, Fla. | Vanguard HS

LAST TIME OUT

3 tackles | PBU vs. Memphis (10/20)

- Made his second straight start vs. Memphis and posted three tackles with a PBU
- Posted a career-high six tackles with a QB hurry at Alabama in his first start
- Had a then career-high two stops at South Carolina, adding a QBH

CAREER HIGHS

Tackles: _____ 6 at Alabama (10/13/18) **Sacks:** _____ NA
TFL: _____ NA **Sack Yards:** _____ NA
TFL Yards: _____ NA



#26 COREY FATONY

SR ■ 5-11 ■ 205
Franklin, Tenn. | Franklin HS

LAST TIME OUT

2 punts | 33.5 avg. | 51-yard long vs. Memphis (10/20)

- Punted six times and averaged 43.7 yards per punt, including four inside the 20 and allowed just one return yard at Alabama ... Earned Ray Guy Ray's Eight Award for his performance
- Punted three times at South Carolina, averaging 43.3 yards per kick with a long of 54
- Ray Guy semifinalist a year ago ... Campbell Trophy Semifinalist ... Averaging career-best 44.7 yards per punt

CAREER HIGHS

Punts: _____ 10 at Florida (10/15/16) **Avg (min 3 punts):** _____ 53.75 vs. USC (9/9/17)
Punt Yards: _____ 448 at Florida (10/15/16) **Long:** _____ 70 vs. USC (9/9/17)

2018 STARTING LINEUPS

OFFENSE	TE	LT	LG	C	RG	RT	QB	TB	WR/TE	WR/TE	WR
UT Martin	Okwuegbunam	Durant	Bailey	Colon-Castillo	Wallace-Simms	Adams	Lock	Crockett	Brown	Blanton	Hall
Wyoming	Okwuegbunam	Durant	Pendleton	Colon-Castillo	Wallace-Simms	Adams	Lock	Crockett	Brown	Johnson	Hall
Purdue	Okwuegbunam	Durant	Pendleton	Colon-Castillo	Wallace-Simms	Adams	Lock	Rountree	Brown	Johnson	Hall
Georgia	Okwuegbunam	Durant	Pendleton	Colon-Castillo	Wallace-Simms	Adams	Lock	Rountree	Blanton	Johnson	Hall
S. Carolina	Okwuegbunam	Durant	Pendleton	Colon-Castillo	Wallace-Simms	Adams	Lock	Rountree	Scott	Johnson	Knox
Alabama	Okwuegbunam	Durant	Pendleton	Colon-Castillo	Wallace-Simms	Adams	Lock	Rountree	Scott	Johnson	Knox
Memphis	Okwuegbunam	Durant	Pendleton	Colon-Castillo	Wallace-Simms	Adams	Lock	Rountree	Blanton	Johnson	Knox
Kentucky											
Florida											
Vanderbilt											
Tennessee											
Arkansas											

DEFENSE	DE	DT	DT	DE	LB	LB	LB	FS	SS	CB	CB
UT Martin	Anderson	Beckner	Palmore	Turner	Lee	Garrett	Hall	Hilton	Oliver	Acy	Sparks
Wyoming	Williams	Beckner	Palmore	Turner	Lee	Garrett	Hall	Hilton	Oliver	Acy	Sparks
Purdue	Williams	Beckner	Palmore	Turner	Perkins	Garrett	Hall	Hilton	Oliver	Acy	Sparks
Georgia	Williams	Beckner	Palmore	Turner	Lee	Garrett	Hall	Hilton	Oliver	Acy	Sparks
S. Carolina	Williams	Beckner	Palmore	Turner	Lee	Garrett	Hall	Hilton	Oliver	Acy	Sparks
Alabama	Williams	Beckner	Palmore	Turner	Lee	Garrett	Hall	Hilton	Gillespie	Acy	Holmes
Memphis	Williams	Beckner	Palmore	Turner	Lee	Garrett	Hall	Hilton	Gillespie	Acy	Holmes
Kentucky											
Florida											
Vanderbilt											
Tennessee											
Arkansas											

MIZZOU ON 2018 WATCH LISTS

- Maxwell Award (top offensive player) – Senior QB Drew Lock
- Bednarik Award (top defensive player) – Senior DL Terry Beckner, Jr.
- Davey O'Brien Award (top QB) – Senior QB Drew Lock
- Doak Walker Award (top RB) – Junior RB Damarea Crockett
- Biletnikoff Award (top WR) – Senior WR Emanuel Hall
- Mackey Award (top TE) – Sophomore TE Albert Okwuegbunam
- Butkus Award (top LB) – Senior LB Terez Hall
- Bronko Nagurski Trophy (top defensive player) - Senior DL Terry Beckner, Jr.
- Bronko Nagurski Trophy (top defensive player) - Senior LB Terez Hall
- Outland Trophy (top interior lineman) – Senior OL Paul Adams
- Outland Trophy (top interior lineman) – Terry Beckner, Jr.
- Lou Groza Award (top K) – Junior K Tucker McCann
- Ray Guy Award (top P) – Senior P Corey Fatony
- Vuerffel Trophy – (community service) – Senior P Corey Fatony
- Walter Camp Award (player of the year) – Senior QB Drew Lock
- Johnny Unitas Golden Arm Award (top QB) – Senior QB Drew Lock
- Manning Award Watch List (top QB) – Senior QB Drew Lock
- William V. Campbell Trophy Semifinalist - Senior P Corey Fatony

STARTS BY POSITION

OFFENSE						
LINEMEN	'14	'15	'16	'17	'18	Tot.
Adams	RS	0	12	13	7	32
Pendleton	RS	0	12	12	6	30
Colon-Castillo	—	—	RS	13	7	20
Wallace-Simms	—	—	0	13	7	20
Durant	—	—	—	10	7	17
Bailey	RS	0	9	0	1	10
Dubinski	—	RS	2	0	—	2

RECEIVERS						
	'14	'15	'16	'17	'18	Tot.
Johnson	—	RS	8	12	6	26
Hall	—	—	6	9	4	19
Brown	0	12	0	0	3	15
Okwuegbunam	—	—	RS	6	7	13
Blanton	RS	0	2	3	3	8
Scott	—	—	—	—	2	2
Knox	—	—	—	—	2	2

QBs						
	'14	'15	'16	'17	'18	Tot.
Lock	—	8	12	13	7	40

TAILBACKS						
	'14	'15	'16	'17	'18	Tot.
Crockett	—	—	2	5	2	10
Rountree	—	—	—	0	5	5

DEFENSE						
LINEMEN	'14	'15	'16	'17	'18	Tot.
Beckner	—	5	0	13	7	25
Utsey	—	—	0	6	—	6
Palmore	—	—	—	0	7	7
Turner	—	—	—	0	7	7
Williams	—	—	—	0	6	6
Anderson	—	—	—	0	1	1
Brandon	—	—	—	1	—	1

LINEBACKERS						
	'14	'15	'16	'17	'18	Tot.
Garrett	—	—	2	13	7	22
Hall	—	—	0	13	7	20
Lee	RS	0	4	9	6	19
Perkins	—	RS	4*	2*	1	7

* - all six starts were in secondary; he moved to LB in 2018

SECONDARY						
	'14	'15	'16	'17	'18	Tot.
Acy	—	—	1	12	7	19
Sparks	—	—	—	8	5	13
Hilton	—	1*	6	0	7	13
Oliver	—	—	7^	—	5	12
Gillespie	—	—	—	—	2	2
Holmes	—	—	—	—	2	2
Ullmer	—	—	—	1	—	1

* - as a WR during his freshman season

^ - at Oregon

CAREER PARTICIPATION

	Career G-GS	2018 G-GS	2017 G-GS	2016 G-GS	2015 G-GS	2014 G-GS
2 DeMarkus Acy	31-20	7-7	13-12	11-1	-	-
77 Paul Adams	35-32	7-7	13-13	12-12	3-0	-
45 Franklin Agbasimere	14-0	5-0	4-0	5-0	-	-
29 Nate Anderson	20-1	7-1	12-0	-	-	-
1 Tyler Badie	7-0	7-0	-	-	-	-
56 Samson Bailey	27-10	7-1	11-0	9-9	-	-
20 Simi Bakare	2-0	2-0	-	-	-	-
30 Barrett Banister	5-0	5-0	-	-	-	-
5 Terry Beckner, Jr.	27-24	7-7	13-11	7-0	10-5	-
11 Kendall Blanton	39-7	7-2	13-3	11-2	8-0	-
18 Joshua Bledsoe	18-0	6-0	12-0	-	-	-
32 Nick Bolton	7-0	7-0	-	-	-	-
79 Larry Borom	4-0	4-0	-	-	-	-
13 Rashad Brandon	17-1	4-0	13-1	-	-	-
25 Jamal Brooks	19-0	7-0	12-0	-	-	-
2 Nate Brown	36-15	4-3	11-0	-	12-12	9-0
97 Akial Byers	14-0	7-0	7-0	-	-	-
88 Logan Christopherson	2-0	2-0	-	-	-	-
1 Tyrone Collins	1-0	1-0	-	-	-	-
55 Trystan Colon-Castillo	20-20	7-7	13-13	RS	-	-
59 Case Cook	6-0	6-0	-	-	-	-
16 Damarea Crockett	24-9	7-2	6-5	11-2	-	-
72 Xavier Delgado	1-0	1-0	-	-	-	-
29 Dawson Downing	7-0	7-0	5-0	-	-	-
67 Jonah Dubinski	21-2	7-0	7-0	7-2	-	-
70 Yasir Durant	20-17	7-7	13-10	-	-	-
98 Myles Eaddy	1-0	1-0	-	-	-	-
36 Daniel Ellinger	5-0	-	5-0	-	-	-
95 Jordan Elliott	7-0	7-0	-	-	-	-
26 Corey Fatony	44-0	7-0	13-0	12-0	12-0	-
17 Richaud Floyd	23-0	1-0	13-0	9-0	-	-
47 Cale Garrett	31-21	7-7	13-13	12-2	-	-
14 Dominic Gicinto	5-0	5-0	-	-	-	-
9 Tyree Gillespie	15-2	7-2	8-0	-	-	-
62 Thomas Grossman	1-0	-	-	1-0	-	-
84 Emanuel Hall	39-19	4-4	13-9	11-6	11-0	-
24 Terez Hall	42-20	7-7	13-13	10-0	12-0	-
28 Jatorian Hansford	4-0	4-0	-	-	-	-
7 Cam Hilton	42-14	7-7	12-0	11-6	12-1	-
21 Christian Holmes	17-2	7-2	-	10-0	-	-
94 Tyrell Jacobs	4-0	2-0	1-0	1-0	-	-
15 Trajan Jeffcoat	7-0	7-0	-	-	-	-
12 Johnathon Johnson	32-27	7-7	13-12	12-8	-	-
43 Jerney Jones	6-0	6-0	-	-	-	-
9 Jalen Knox	7-3	7-3	-	-	-	-
90 Sean Koetting	1-0	1-0	-	-	-	-
4 Brandon Lee	44-19	7-6	13-9	12-4	12-0	-
3 Drew Lock	44-40	7-7	13-13	12-12	12-8	-
19 Jack Lowary	2-0	2-0	-	-	-	-
98 Tucker McCann	30-0	7-0	12-0	12-0	-	-
22 Aubrey Miller	15-0	5-0	10-0	-	-	-
16 Gerald Nathan	1-0	1-0	-	-	-	-
15 Dominic Nelson	9-0	1-0	-	-	-	-
10 Alex Ofodile	6-0	6-0	-	-	-	-
81 Albert Okwuegbunam	19-13	7-7	13-7	-	-	-
20 Khalil Oliver	33-13	7-5	1-1	12-7	13-0	-
99 Walter Palmore	17-7	7-7	10-0	-	-	-
82 Daniel Parker	6-0	6-0	-	-	-	-
71 Kevin Pendleton	32-30	6-6	13-12	12-12	3-0	-
3 Ronnell Perkins	29-7	7-1	10-2	12-4	-	-
10 Terry Petry	6-0	6-0	-	-	-	-
5 Taylor Powell	4-0	4-0	-	-	-	-
73 Mike Ruth	1-0	1-0	-	-	-	-
58 Noah Robinson	11-0	2-0	9-0	-	-	-
6 Tavon Ross	32-0	7-0	12-0	5-0	8-0	-
34 Larry Rountree	19-5	7-5	13-0	-	-	-
89 Brendan Scales	2-0	2-0	-	-	-	-
13 Kam Scott	7-2	7-2	-	-	-	-
75 Tre'Vour Wallace-Simms	32-20	7-7	13-13	12-0	-	-
8 Justin Smith	3-0	-	-	3-0	-	-
14 Adam Sparks	20-13	7-5	13-8	-	-	-
31 Finis Stribling IV	34-0	7-0	13-0	9-0	6-0	-
56 Antar Thompson	3-0	3-0	-	-	-	-
6 Khmari Thompson	2-0	2-0	-	-	-	-
46 Jacob Trump	14-0	7-0	2-0	5-0	-	-
39 Chris Turner	19-7	7-7	12-0	-	-	-
11 Jordan Ulmer	13-1	5-0	8-1	-	-	-
90 Markel Utsey	19-6	2-0	11-6	6-0	-	-
8 Jarvis Ware	5-0	5-0	-	-	-	-
50 Hyrin White	6-0	6-0	-	-	-	-
78 Kobie Whiteside	18-0	6-0	12-0	-	-	-
93 Tre Williams	18-6	7-6	11-0	-	-	-
2 Micah Wilson	3-0	1-0	2-0	-	-	-
48 Roderick Winters	1-0	1-0	-	-	-	-
51 Drew Wise	11-0	7-0	4-0	-	-	-
86 James Workman	11-0	1-0	10-0	-	-	-

LAST TIME MIZZOU HAD...

RUSHING

30 attempts _____ 31 - Ish Witter at Tennessee, 11/19/16
 25 attempts _____ 31 - Ish Witter at Tennessee, 11/19/16
 100 yards _____ 118 - Larry Rountree III vs. Memphis, 10/20/18
 200 yards _____ 216 - Ish Witter vs. Tennessee, 11/11/17
 3 TDs _____ 3 - Larry Rountree III vs. Memphis, 10/20/18
 4 TDs _____ 4 - Damarea Crockett vs. Middle Tennessee, 10/22/16
 50+ yard rush _____ 59 - Larry Rountree III vs. Memphis, 10/20/18
 75+ yard rush _____ 86 - Henry Josey at Kentucky, 11/9/13
 Two 100-yard performances _____ 216 - Ish Witter vs. Tennessee, 11/11/17
 (same game) _____ 155 - Larry Rountree III vs. Tennessee, 11/11/17
 Four consecutive 100-yard games _____ Henry Josey
 (same season) _____ 129 vs. Iowa State, 10/15/11
 _____ 138 vs. Oklahoma State, 10/22/11
 _____ 162 at Texas A&M, 10/29/11
 _____ 132 at Baylor, 11/5/11

PASSING

30-39 attempts _____ 36 - Drew Lock at South Carolina, 10/6/18
 40-49 attempts _____ 43 - Drew Lock at Purdue, 9/15/18
 50 attempts _____ 51 - Drew Lock at West Virginia, 9/3/16
 30-39 completions _____ 33 - Drew Lock vs. Wyoming, 9/8/18
 300 yards _____ 350 - Drew Lock vs. Memphis, 10/20/18
 400 yards _____ 467 - Drew Lock vs. Idaho, 10/21/17
 75+ yard completion _____ 75 - Drew Lock to Johnathon Johnson at Kentucky, 10/7/17
 Two QBS over 100 yards _____ Maty Mauk, 181; Drew Lock 138 vs. SEMO, 9/5/15
 3 TDs _____ 4 - Drew Lock vs. Memphis, 10/20/18
 4 TDs _____ 4 - Drew Lock vs. Memphis, 10/20/18
 5 TDs _____ 5 - Drew Lock at UConn, 10/28/17
 6 TDs _____ 6 - Drew Lock vs. Idaho, 10/21/17
 7 TDs _____ 7 - Drew Lock vs. Missouri State, 9/2/17
 4 interceptions _____ Maty Mauk vs. Georgia, 10/11/14
 5 interceptions _____ Terry McMillan vs. Penn State, 1/1/70
 6 interceptions _____ Kent Kiefer vs. Miami (Fla), 9/23/89

RECEIVING

10+ receptions _____ 10 - Emanuel Hall vs. Wyoming, 9/8/18
 150 yards _____ 159 - Albert Okwuegbunam vs. Memphis, 10/20/18
 200 yards _____ 233 - Danario Alexander vs. Kansas, 11/28/09
 75+ yard reception _____ 75 (TD) - Johnathon Johnson, 10/7/17
 Two 100-yard performances _____ 159 (6) - Albert Okwuegbunam vs. Memphis, 10/20/18
 (same game) _____ 109 (5) - Jalen Knox vs. Memphis, 10/20/18
 Three 100-yard performances _____ 172 (6) - Jeremy Maclin vs. Nevada, 9/13/08
 (same game) _____ 127 (6) - Chase Coffman vs. Nevada, 9/13/08
 _____ 100 (6) - Tommy Saunders vs. Nevada, 9/13/08
 3 TDs _____ Albert Okwuegbunam vs. Memphis, 10/20/18
 4 TDs _____ J'Mon Moore vs. Delaware State, 9/24/16

DEFENSIVE

15+ tackles _____ 17 - Kentrell Brothers at Georgia, 10/17/15
 3.0+ sacks _____ 3.0 - Marcell Frazier vs. Arkansas, 11/25/16
 3.0+ TFL _____ 3.0 - Terez Hall at South Carolina, 10/6/18
 4.0+ TFL _____ 4.0 - Marcell Frazier vs. Arkansas, 11/25/16

TOTAL OFFENSE (RUSHING & PASSING)

400+ yards _____ 449 - Drew Lock vs. Wyoming, 9/8/18
 300-399 yards _____ 350 - Drew Lock vs. Memphis, 10/20/18

FIELD GOALS

50 yards _____ 57 - Tucker McCann at South Carolina, 10/6/18
 4 FG made _____ 4 - Tucker McCann at South Carolina, 10/6/18
 5 FG made _____ 5 - Tucker McCann at South Carolina, 10/6/18
 6 FG attempted _____ 6 - Tucker McCann at South Carolina, 10/6/18

TOUCHDOWN RETURNS (YARDAGE)

Kickoff _____ 96 - Marcus Murphy at Florida, 10/18/14
 Punt _____ 74 - Richaud Floyd at Vanderbilt, 11/18/17
 Interception _____ 42 - Christian Holmes vs. Memphis, 10/20/18
 Fumble _____ 21 - Markus Golden at Florida, 10/18/14
 Blocked Field Goal _____ 70 - Carlos Posey vs. West Virginia, 12/26/98
 Blocked Punt _____ 41 - Aarion Penton vs. SEMO, 9/5/15

TEAM

Shut out opponent at Fautrot Field _____ 79-0 vs. Delaware State, 9/24/16
 Shut out opponent on the road _____ 14-0 at Iowa State, 11/20/10
 Shut out opponents, back-to-back _____ 27-0 at Kansas State, 10/8/66
 _____ 7-0 vs. Oklahoma, 10/15/66
 Won in overtime _____ 51-48 (4 OT) at Tennessee, 11/10/12
 Blocked a punt _____ vs. Memphis (Jerney Jones), 10/20/18
 Blocked a field goal _____ vs. Georgia, Walter Palmore, 9/22/18
 Blocked a PAT _____ vs. UConn (Kentrell Brothers), 9/19/15
 Scored a safety _____ vs. UConn (Clarence Green blocked punt), 9/19/15
 Scored a 2-point conversion _____ vs. Georgia, Drew Lock pass to Albert Okwuegbunam, 9/22/18
 Game-winning field goal _____ 25 yards, Tucker McCann at Purdue, 9/15/18
 Scored 50 points _____ 52-14 win vs. UT Martin, 9/1/18
 Scored 60 points _____ 65-33 win vs. Memphis, 10/20/18
 600 yards of total offense _____ 646 vs. Memphis, 10/20/18
 700 yards of total offense _____ 815 win vs. Missouri State, 9/2/17
 800 yards of total offense _____ 815 win vs. Missouri State, 9/2/17
 When scoring 60 points _____ 53-0
 When scoring 50 points _____ 65-0
 When scoring 40 points _____ 159-3

LAST TIME AN OPPONENT HAD...

RUSHING

30+ attempts _____ 38 - Benny Snell, Kentucky, 10/29/16
 200 yards _____ 215 - I'Tavius Mathers, Middle Tennessee, 10/22/16
 300 yards _____ 304 - Tre Mason, Auburn, 12/7/13
 3 TDs _____ Derrius Guice (3) and Darrel Williams (3), LSU, 10/1/16
 4 TDs _____ 5, Kerryon Johnson, Auburn, 9/23/17
 Two 100-yard performances _____ Joshua Dobbs (190), John Kelly (101), at Tennessee, 11/19/16
 (same game)

PASSING

40-49 attempts _____ 41 - Brent Stockstill, Middle Tennessee, 10/22/16
 50+ attempts _____ 55 - David Blough, Purdue, 9/15/18
 30-39 completions _____ 39 - David Blough, Purdue, 9/15/18
 40+ completions _____ 44 - Graham Harrell, Texas Tech, 10/20/07
 400 yards _____ 404 - Tyler Bray, Tennessee, 11/10/12
 500 yards _____ 572 - David Blough, Purdue, 9/15/18
 4 TDs _____ Brent Stockstill, Middle Tennessee, 10/22/16
 5 TDs _____ Juice Williams, Illinois, 8/30/08

RECEIVING

10+ receptions _____ 11 - Rondale Moore, Purdue, 9/15/18
 200+ yards _____ 244 - Alec Lemon, Syracuse, 11/17/12
 175-199 yards _____ 180 - Aaron Pflugrad, Arizona State, 9/9/11
 150-174 yards _____ 163 - Malik Earl, Missouri State, 9/2/17
 2 TDs _____ Bryan Edwards, South Carolina, 10/6/18
 3 TDs _____ Ryan Broyles, Oklahoma, 9/24/11
 Two 100-yard performances _____ 137 - Rondale Moore, Purdue, 9/15/18
 (same game) _____ 136 - Brycen Hopkins, Purdue, 9/15/18
 (same game) _____ 100 - Isaac Zico, Purdue, 9/15/18

TOTAL OFFENSE (RUSHING & PASSING)

500 yards _____ 590 - David Blough, 9/15/18
 400 yards _____ 413 - Joshua Dobbs, at Tennessee, 11/19/16

FIELD GOALS

50+ yards _____ 53 - Austin MacGinnis, Kentucky, 10/7/17
 4 FG made _____ 4 - Rodrigo Blankenship, Georgia, 10/14/17
 3 FG made _____ 3 - Joseph Bulovas, Alabama, 10/13/18

TOUCHDOWN RETURNS (YARDAGE)

Kickoff _____ 97 - Deebo Samuel, South Carolina, 9/9/17
 Punt _____ 0 (In Endzone) - Malcolm Williams, Texas, 10/24/09
 Interception _____ 12 - Sherrod Green, South Carolina, 10/6/18
 Fumble _____ 64 - Tyson Campbell, Georgia, 9/22/18

TEAM

Shut out Mizzou at Fautrot Field _____ 34-0 vs. Georgia, 10/11/14
 Shut out Mizzou on road _____ 66-0 at Kansas State, 11/20/99
 Scored 30-39 points _____ 37 - at South Carolina, loss, 10/6/18
 Scored 40-49 points _____ 40, Kentucky, loss, 10/7/17
 Scored 50-59 points _____ 53 - Georgia, loss, 10/14/17
 Scored 60+ points _____ 63 - at Tennessee, loss, 11/19/16
 Scored safety _____ Alabama, 10/13/18



SHOW ME

THE \$98M FUTURE OF #TheZOU

▼ The University of Missouri Board of Curators unanimously voted on Aug. 25, 2017, to approve construction of Mizzou Athletics' \$98 million south end zone facility at Faurot Field/Memorial Stadium. This project will provide state-of-the-art training facilities for Mizzou Football, create additional premium seating opportunities and game-day enhancements for all Tiger fans to enjoy, and bring new jobs to Columbia.

▼ The Board of Curators' total approved project budget is \$98 million; to consist of campus infrastructure funds totaling \$800,000, long-term debt financing not to exceed \$57 million and private gifts covering the remainder of the project costs.

▼ The Tigers' new football operations area will include team and staff locker rooms, an enhanced sports medicine facility featuring a Hydrotherapy area with recovery pools, Hydroworx and lap pools, a weight room, nutrition oasis and equipment room, as well as team and position meeting rooms, and coaches offices. A grand lobby entrance at field level showcasing Mizzou's proud football tradition will greet visitors, and a recruiting lounge will allow the Tigers' staff to host recruits

- ▼ Since the athletics department received its first pledge toward the new facility last September, the generosity of 42 individuals, coupled with A.D Jim Sterk's visionary leadership, has generated more than \$50 million in pledges over the last 11 months to help this game-changing project come to fruition. Construction of the nearly 200,000-square foot facility, which includes more than 150,000 square feet of enclosed space, began early in 2018 with the demolition of the stadium's south end zone grandstands, and be completed ahead of the 2019 campaign.
- ▼ Memorial Stadium's capacity, will be around 65,000 when the largest capital project in Mizzou Athletics history is complete, according to school officials.
- ▼ Coach Odom: "Missouri is making a bold statement with today's announcement and I am confident that it not only will pay big dividends in recruiting, but it will help improve our game-day atmosphere throughout the stadium," he added. "I can't wait to get the shovels in the ground and get going. I am thankful to lead the Mizzou Football program and represent our University and State, and am pleased we have undertaken a project of this stature.



LUXURY SEATING

- ▼ 16 Suites
- ▼ 750-person field-level club
- ▼ 1,254-seat indoor club
- ▼ General seating area for 1,324 fans
- ▼ A full kitchen will also be constructed in the facility to service the new premium areas, and new video boards will further enhance the Mizzou game-day experience.
- ▼ AD Jim Sterk: "Our goal is to build one of college football's premier facilities for our student-athletes and coaches to utilize on a daily basis, and we are confident that we can achieve that within the project's budget and scope," he added. "When this facility is completed, not only will it be an incredible asset in recruiting, but our expectations are that it will enhance the game-day environment for our fans at Memorial Stadium, too."

#	Name	Pos.	Ht.	Wt.	Yr.	Hometown	High School (Previous)
2	DeMarkus Acy	DB	6-2	195	Jr.	Dallas, Texas	Wilmer-Hutchin
77	Paul Adams**	OL	6-6	315	Sr.	Nashville, Tenn.	Christ Presbyterian
45	Franklin Agbasimere	DL	6-2	245	Jr.	Lagos, Nigeria	Montverde [Fla.] Academy
29	Nate Anderson*	DL	6-4	265	Sr.	Toronto, Ontario	Prattville [Ala.] HS/N.M. Military Inst.
1	Tyler Badie	RB	5-9	190	Fr.	Memphis, Tenn.	(Briarcrest Christian
33	Chad Bailey	LB	6-0	240	Fr.	Missouri City, Texas	Ridge Point
56	Samson Bailey***	OL	6-5	295	Sr.	Lamar, Mo.	Lamar
20	Simi Bakare	RB	5-11	205	Fr.	Round Rock, Texas	Cedar Ridge
30	Barrett Banister	WR	6-0	190	RSFr.	Fayetteville, Ark.	Fayetteville
24	Kentrell Barber	WR	5-11	185	RSFr.	Atlanta, Ga.	Carver
5	Terry Beckner, Jr.***	DL	6-4	295	Sr.	East St. Louis, Ill.	East St. Louis
11	Kendall Blanton***	TE	6-6	265	Sr.	Blue Springs, Mo.	South
18	Joshuah Bledsoe*	S	6-0	205	So.	Houston, Texas	Dekaney
32	Nick Bolton	LB	6-0	235	Fr.	Frisco, Texas	Lone Star
79	Larry Borom	OL	6-6	340	RSFr.	Bloomfield Hills, Mich.	Brother Rice
13	Rashad Brandon*	DL	6-3	300	Sr.	Jersey City, N.J.	St. Anthony's/ASA College
54	Joe Britton	LB	6-1	225	RSFr.	Rogers, Ark.	Bentonville
25	Jamal Brooks*	LB	6-1	240	So.	Bessemer, Ala.	Bessemer City
7	Nate Brown***	WR	6-3	210	Sr.	Suwanee, Ga.	North Gwinnett
97	Akial Byers*	DL	6-4	280	So.	Fayetteville, Ark.	Fayetteville
88	Logan Christopherson	TE	6-6	245	RSFr.	Lemont, Ill.	Lemont
38	Bryson Clayton	LB	6-3	215	Fr.	Columbia, Mo.	Rock Bridge
1	Tyrone Collins	DB	5-11	190	Fr.	Bradenton, Fla.	Braden River
55	Trystan Colon-Castillo*	OL	6-4	315	So.	Webb City, Mo.	Webb City
59	Case Cook	OL	6-5	295	RSFr.	Carrollton, Ga.	Carrollton
16	Damarea Crockett**	RB	5-11	225	Jr.	Little Rock, Ark.	Christian
72	Xavier Delgado	OL	6-5	330	Fr.	Glendale, Ariz.	Deer Valley
91	Josh Dodge	P	6-0	205	Fr.	Blue Springs, Mo.	Blue Springs
86	Tauskie Dove	WR	6-3	210	Fr.	Denton, Texas	Ryan
28	Dawson Downing*	RB	6-0	225	So.	Mission, Kan.	Bishop Miege
67	Jonah Dubinski*	OL	6-2	295	Jr.	Columbia, Mo.	Rock Bridge
70	Yasir Durant*	OL	6-7	330	Jr.	Philadelphia, Pa.	Imhotep/Arizona Western CC
98	Myles Eaddy	DL	6-0	245	So.	Plantation, Fla.	American Heritage
36	Daniel Ellinger	WR	6-4	205	So.	Jefferson City, Mo.	Jefferson City
95	Jordan Elliott	DL	6-4	315	So.	Missouri City, Texas	Westside/Texas
26	Corey Fatony***	P	5-11	205	Sr.	Franklin, Tenn.	Franklin
17	Richaud Floyd**	WR	5-11	195	Jr.	Gulfport, Miss.	Gulfport
76	Javon Foster	OL	6-6	315	Fr.	West Bloomfield, Mich.	West Bloomfield
47	Cale Garrett**	LB	6-3	230	Jr.	Kearney, Mo.	Kearney
14	Dominic Gicinto	WR	5-9	180	Fr.	Raytown, Mo.	Raytown
9	Tyree Gillespie*	S	6-0	210	So.	Ocala, Fla.	Vanguard
62	Thomas Grossman	OL	6-3	275	Sr.	St. Louis, Mo.	Chaminade
84	Emanuel Hall	WR	6-3	195	Sr.	Franklin, Tenn.	Centennial
24	Terez Hall***	LB	6-2	230	Sr.	Lithonia, Ga.	King
28	Jatorian Hansford	DL	6-4	245	Fr.	Forsyth, Ga.	Mary Persons
7	Cam Hilton***	S	6-0	190	Sr.	St. Louis, Mo.	Webster Groves
49	Jake Hoffman	LS	6-4	210	Fr.	Kearney, Mo.	Kearney
21	Christian Holmes*	DB	6-1	200	So.	Atlanta, Ga.	McNair
53	Joe Hoy	LB	5-11	225	Jr.	Wauconda, Ill.	Wauconda
94	Tyrell Jacobs	DL	6-4	285	Jr.	Kenner, La.	Rummel
92	Matthew Jaeger	PK	6-1	180	Fr.	Plymouth, Minn.	Robbinsdale Armstrong
15	Trajan Jeffcoat	DL	6-3	245	Fr.	Columbia, S.C.	Irmo
12	Johnathon Johnson**	WR	5-10	180	Jr.	Memphis, Tenn.	Melrose
43	Jerney Jones	RB	5-10	200	So.	Republic, Mo.	Republic
92	Macaulay Keevins	DL	6-2	250	So.	Columbia, Mo.	Hickman
9	Jalen Knox	WR	6-0	195	Fr.	Mansfield, Texas	Timberview
90	Sean Koetting	PK	6-3	220	RSFr.	Columbia, Mo.	Rock Bridge
64	Bobby Lawrence	OL	6-8	300	Fr.	St. Joseph, Mo.	Central
4	Brandon Lee***	LB	6-2	225	Sr.	Indianapolis, Ind.	Lawrence Central
3	Drew Lock***	QB	6-4	225	Sr.	Lee's Summit, Mo.	Lee's Summit
19	Jack Lowary	QB	6-4	230	Jr.	Huntington Beach, Calif.	Mater Dei/Long Beach CC
19	Tucker McCann**	PK	6-2	215	Jr.	O'Fallon, Ill.	O'Fallon
22	Aubrey Miller, Jr.*	LB	6-2	225	So.	Memphis, Tenn.	Whitehaven
17	Chris Mills	DB	6-0	185	Fr.	Converse, Texas	Judson
87	Cade Musser	WR	5-9	200	Fr.	Blue Springs, Mo.	Blue Springs
16	Gerald Nathan, Jr.	LB	6-1	215	Fr.	Charlotte, N.C.	Vance
15	Dominic Nelson*	S	6-0	200	Sr.	Florissant, Mo.	Florissant
10	Alex Ofodile	WR	6-2	200	Jr.	Columbia, Mo.	Rock Bridge/Oregon
81	Albert Okwuegbunam*	TE	6-5	255	So.	Springfield, Ill.	Sacred Heart Griffin
20	Khalil Oliver	DB	6-1	210	Jr.	Meridian, Ida.	Rocky Mountain
35	Mason Pack	DB	6-0	205	So.	Springfield, Mo.	Kickapoo/SW Baptist
99	Walter Palmore*	DL	6-4	320	Sr.	Columbus, Ga.	Hardaway HS/Eastern Arizona
82	Daniel Parker	TE	6-4	260	Fr.	Blue Springs, Mo.	Blue Springs
57	Jairan Parker	LB	6-0	225	RSFr.	Houston, Texas	St. Thomas
71	Kevin Pendleton***	OL	6-4	325	Sr.	Lee's Summit, Mo.	West

NUMERICAL

No.	Name	Pos.
1	Tyler Badie	RB
1	Tyrone Collins	DB
2	DeMarkus Acy	DB
2	Micah Wilson	QB
3	Drew Lock	QB
3	Ronnell Perkins	S
4	Brandon Lee	LB
5	Terry Beckner, Jr.	DL
5	Taylor Powell	QB
6	Tavon Ross	LB
6	Khmari Thompson	WR
7	Nate Brown	WR
7	Cam Hilton	S
8	Justin Smith	WR
8	Jarvis Ware	DB
9	Tyree Gillespie	S
9	Jalen Knox	WR
10	Alex Ofodile	WR
10	Terry Petry	DB
11	Kendall Blanton	TE
11	Jordan Ulmer	S
12	Johnathon Johnson	WR
13	Rashad Brandon	DL
13	Kam Scott	WR
14	Dominic Gicinto	WR
14	Adam Sparks	DB
15	Trajan Jeffcoat	DL
15	Dominic Nelson	S
16	Damarea Crockett	RB
16	Gerald Nathan, Jr.	LB
17	Richaud Floyd	WR
17	Chris Mills	DB
18	Joshuah Bledsoe	S
18	Lindsey Scott, Jr.	QB
19	Jack Lowary	QB
19	Tucker McCann	PK
20	Simi Bakare	RB
20	Khalil Oliver	DB
21	Christian Holmes	DB
22	Aubrey Miller, Jr.	LB
24	Kentrell Barber	WR
24	Terez Hall	LB
25	Jamal Brooks	LB
26	Corey Fatony	P
28	Dawson Downing	RB
28	Jatorian Hansford	DL
29	Nate Anderson	DL
30	Barrett Banister	WR
30	Zion Sales	DB
31	Finis Stribling IV	S
32	Nick Bolton	LB
33	Chad Bailey	LB
34	Larry Rountree III	RB
35	Mason Pack	DB
36	Daniel Ellinger	WR
38	Bryson Clayton	LB
39	Chris Turner	DL
40	Cameron Wilkins	LB
43	Jerney Jones	RB
45	Franklin Agbasimere	DL
46	Jacob Trump	LB
47	Cale Garrett	LB
48	Roderick Winters	LB
49	Jake Hoffman	LS
50	Hyrin White	OL
51	Drew Wise	LS
53	Joe Hoy	LB
54	Joe Britton	LB
55	Trystan Colon-Castillo	OL
56	Samson Bailey	OL
56	Antar Thompson	DT

#	Name	Pos.	Ht.	Wt.	Yr.	Hometown	High School (Previous)
3	Ronnell Perkins**	S	6-0	205	Jr.	St. Louis, Mo.	University City
10	Terry Petry	DB	6-1	175	RSFr.	Missouri City, Texas	Ridge Point
5	Taylor Powell	QB	6-2	210	RSFr.	Fayetteville, Ark.	Fayetteville
58	Noah Robinson*	LB	6-4	225	Sr.	Worcester, Mass.	Dougherty/Atlanta Prep/Memphis
6	Tavon Ross***	LB	6-0	215	Sr.	Cochran, Ga.	Bleckley County
34	Larry Rountree III*	RB	5-10	210	So.	Raleigh, N.C.	Millbrook
73	Mike Ruth	OL	6-7	320	Fr.	Coppell, Texas	Coppell
30	Zion Sales	DB	5-10	185	RSFr.	Southlake, Texas	Southlake
89	Brendan Scales	TE	6-4	240	So.	Wildwood, Mo.	Lafayette
85	Zac Schachtner	TE	6-5	240	Fr.	Columbia, Mo.	Tolton
13	Kam Scott	WR	6-2	170	Fr.	Manvel, Texas	Manvel
18	Lindsey Scott, Jr.	QB	5-11	220	So.	Zachary, La.	Zachary/LSU/East Mississippi CC
8	Justin Smith	WR	6-7	210	Jr.	Dublin, Ga.	West Laurens
14	Adam Sparks*	DB	6-0	180	So.	Baton Rouge, La.	Dutchtown
31	Finis Stribling IV***	S	5-11	190	Sr.	Thompson's Station, Tenn.	Independence
80	Messiah Swinson	TE	6-7	230	Fr.	Glen Head, N.Y.	Lutheran
61	Richard Taylor	OL	6-4	280	Fr.	Ellenwood, Ga.	Arabia Mountain
56	Antar Thompson	DT	6-5	300	So.	St. Louis, Mo.	Richmond Heights/Highland CC
6	Khari Thompson	WR	6-1	210	Fr.	Lawrenceville, Ga.	Central Gwinnett
46	Jacob Trump	LB	6-3	230	Sr.	Kahoka, Mo.	Clark County
39	Chris Turner*	DL	6-4	255	So.	Hammond, La.	Hammond
11	Jordan Ulmer*	S	6-2	190	So.	Belleville, Mich.	Belleville
90	Markell Utsey*	DL	6-4	295	Jr.	Little Rock, Ark.	Parkview
75	Tre'Vour Wallace-Simms**	OL	6-5	330	Jr.	East St. Louis, Ill.	East St. Louis
8	Jarvis Ware	DB	6-1	190	Fr.	Apopka, Fla.	Wekiva
50	Hyrin White	OL	6-6	305	RSFr.	DeSoto, Texas	DeSoto
78	Kobie Whiteside*	DL	6-1	310	So.	Houston, Texas	Alief Taylor
40	Cameron Wilkins	LB	6-2	245	Fr.	Del Valle, Texas	Del Vall
93	Tre Williams*	DL	6-5	260	So.	Columbia, Mo.	Rock Bridge
66	Keion Willis	OL	6-1	240	Fr.	St. Louis, Mo.	Christian Brothers College HS
2	Micah Wilson*	QB	6-3	210	So.	Tulsa, Okla.	Lincoln Christian
48	Roderick Winters	LB	5-11	235	Sr.	Arlington, Texas	Bowie
51	Drew Wise*	LS	6-2	235	So.	Lawrence, Kan.	Free State
86	James Workman*	LS	6-0	220	Jr.	Renton, Wash.	Liberty/San Jose State
63	Cannon York	DL	6-3	245	Fr.	Lebanon, Mo.	Lebanon

NUMERICAL		
No.	Name	Pos.
57	Jairan Parker	LB
58	Noah Robinson	LB
59	Case Cook	OL
61	Richard Taylor	OL
62	Thomas Grossman	OL
63	Cannon York	DL
64	Bobby Lawrence	OL
66	Keiron Willis	OL
67	Jonah Dubinski	OL
70	Yasir Durant	OL
71	Kevin Pendleton	OL
72	Xavier Delgado	OL
73	Mike Ruth	OL
75	Tre'Vour Wallace-Simms	OL
76	Javon Foster	OL
77	Paul Adams	OL
78	Kobie Whiteside	DL
79	Larry Borom	OL
80	Messiah Swinson	TE
81	Albert Okwuegbunam	TE
82	Daniel Parker	TE
84	Emanuel Hall	WR
85	Zac Schachtner	TE
86	Tauskie Dove	WR
86	James Workman	LS
87	Cade Musser	WR
88	Logan Christopherson	TE
89	Brendan Scales	TE
90	Sean Koetting	PK
90	Markell Utsey	DL
91	Josh Dodge	P
92	Matthew Jaeger	PK
92	Macaulay Keevins	DL
93	Tre Williams	DL
94	Tyrell Jacobs	DL
95	Jordan Elliott	DL
97	Akial Byers	DL
98	Myles Eaddy	DL
99	Walter Palmore	DL

MIZZOU FOOTBALL COACHING STAFF

- Barry Odom - Head Coach
- Brick Haley - Senior Associate Head Coach / Defensive Line
- Andy Hill - Associate Head Coach / Special Teams Coordinator
- Cornell Ford - Assistant Head Coach / Running Backs
- Ryan Walters - Defensive Coordinator / Defensive Backs
- Derek Dooley - Offensive Coordinator / Quarterbacks
- Joe Jon Finley - Tight Ends
- Brian Odom - Outside Linebackers
- Vernon Hargreaves - Inside Linebackers
- Brad Davis - Offensive Line
- A.J. Ofodile - Wide Receivers

2018 Mizzou Tiger Football
Missouri Overall Team Statistics (as of Oct 21, 2018)
All games

Team Statistics	MU	OPP
SCORING	270	216
Points Per Game	38.6	30.9
Points Off Turnovers	30	30
FIRST DOWNS	182	137
Rushing	70	45
Passing	93	80
Penalty	19	12
RUSHING YARDAGE	1401	921
Yards gained rushing	1533	1044
Yards lost rushing	132	123
Rushing Attempts	294	250
Average Per Rush	4.8	3.7
Average Per Game	200.1	131.6
TDs Rushing	15	6
PASSING YARDAGE	2107	2012
Comp-Att-Int	159-264-6	136-239-4
Average Per Pass	8.0	8.4
Average Per Catch	13.3	14.8
Average Per Game	301.0	287.4
TDs Passing	16	15
TOTAL OFFENSE	3508	2933
Total Plays	558	489
Average Per Play	6.3	6.0
Average Per Game	501.1	419.0
KICK RETURNS: #-Yards	8-162	23-464
PUNT RETURNS: #-Yards	8-13	7-55
INT RETURNS: #-Yards	4-42	6-88
KICK RETURN AVERAGE	20.2	20.2
PUNT RETURN AVERAGE	1.6	7.9
INT RETURN AVERAGE	10.5	14.7
FUMBLES-LOST	9-4	7-4
PENALTIES-Yards	48-439	52-464
Average Per Game	62.7	66.3
PUNTS-Yards	22-916	33-1218
Average Per Punt	41.6	36.9
Net punt average	38.2	35.9
KICKOFFS-Yards	55-3297	47-2691
Average Per Kick	59.9	57.3
Net kick average	39.2	35.7
TIME OF POSSESSION/Game	30:06	29:54
3RD-DOWN Conversions	47/109	37/101
3rd-Down Pct	43%	37%
4TH-DOWN Conversions	6/10	3/10
4th-Down Pct	60%	30%
SACKS BY-Yards	11-60	8-66
MISC YARDS	0	13
TOUCHDOWNS SCORED	32	24
FIELD GOALS-ATTEMPTS	16-22	16-20
ON-SIDE KICKS	0-0	0-0
RED-ZONE SCORES	(30-35) 86%	(26-28) 93%
RED-ZONE TOUCHDOWNS	(20-35) 57%	(15-28) 54%
PAT-ATTEMPTS	(28-29) 97%	(22-23) 96%
ATTENDANCE	206040	223317
Games/Avg Per Game	4/51510	3/74439
Neutral Site Games		0/0

Score by Quarters	1st	2nd	3rd	4th	OT	Total
Missouri	82	87	63	38	0	270
Opponents	37	78	59	42	0	216

2018 Mizzou Tiger Football
Missouri Overall Individual Statistics (as of Oct 21, 2018)
All games

Rushing	gp	att	gain	loss	net	avg	td	lg	avg/g
Rountree, Larry	7	94	568	19	549	5.8	7	59	78.4
Crockett, Damarea	7	90	432	15	417	4.6	4	59	59.6
Badie, Tyler	7	63	319	3	316	5.0	1	25	45.1
Lock, Drew	7	27	150	65	85	3.1	3	27	12.1
Wilson, Micah	2	6	35	6	29	4.8	0	17	14.5
Knox, Jalen	7	2	18	0	18	9.0	0	12	2.6
Downing, Dawson	7	5	7	1	6	1.2	0	4	0.9
Powell, Taylor	4	1	4	0	4	4.0	0	4	1.0
TEAM	5	6	0	23	-23	-3.8	0	0	-4.6
Total	7	294	1533	132	1401	4.8	15	59	200.1
Opponents	7	250	1044	123	921	3.7	6	23	131.6

Passing	gp	effic	comp-att-int	pct	yds	td	lg	avg/g
Lock, Drew	7	143.27	154-252-6	61.1	1979	16	70	282.7
Powell, Taylor	4	131.27	5-12-0	41.7	128	0	44	32.0
Total	7	142.72	159-264-6	60.2	2107	16	70	301.0
Opponents	7	144.98	136-239-4	56.9	2012	15	81	287.4

Receiving	gp	no.	yds	avg	td	lg	avg/g
Okwuegbunam, Albert	7	37	400	10.8	5	58	57.1
Johnson, Johnathon	7	26	295	11.3	3	30	42.1
Knox, Jalen	7	20	384	19.2	3	59	54.9
Hall, Emanuel	4	18	430	23.9	3	62	107.5
Blanton, Kendall	7	15	127	8.5	1	18	18.1
Brown, Nate	4	12	129	10.8	0	27	32.2
Badie, Tyler	7	8	80	10.0	0	25	11.4
Crockett, Damarea	7	5	53	10.6	0	32	7.6
Gicinto, Dominic	5	5	34	6.8	0	10	6.8
Rountree, Larry	7	5	19	3.8	0	8	2.7
Scott, Kam	7	3	89	29.7	1	70	12.7
Floyd, Richaud	1	3	28	9.3	0	17	28.0
Bailey, Samson	7	1	21	21.0	0	21	3.0
Banister, Barrett	5	1	18	18.0	0	18	3.6
Total	7	159	2107	13.3	16	70	301.0
Opponents	7	136	2012	14.8	15	81	287.4

Punt Returns	no.	yds	avg	td	lg
Johnson, Johnathon	4	-9	-2.2	0	2
Gicinto, Dominic	2	0	0.0	0	1
Ross, Tavon	1	12	12.0	0	0
TEAM	1	10	10.0	0	0
Total	8	13	1.6	0	2
Opponents	7	55	7.9	1	23

Interceptions	no.	yds	avg	td	lg
Holmes, Christian	2	42	21.0	1	42
Hilton, Cam	1	0	0.0	0	0
Sparks, Adam	1	0	0.0	0	0
Total	4	42	10.5	1	42
Opponents	6	88	14.7	1	43

Kick Returns	no.	yds	avg	td	lg
Badie, Tyler	7	152	21.7	0	35
Bolton, Nick	1	10	10.0	0	10
Total	8	162	20.2	0	35
Opponents	23	464	20.2	0	50

Fumble Returns	no.	yds	avg	td	lg
Total	0	0	0.0	0	0
Opponents	1	64	64.0	1	64

2018 Mizzou Tiger Football
Missouri Overall Individual Statistics (as of Oct 21, 2018)
All games

Scoring	td	fg	PAT				dxp	saf	pts
			kick	rush	rcv	pass			
McCann, Tucker	-	15-21	28-29	-	-	-	-	73	
Rountree, Larry	7	-	-	-	-	-	-	42	
Okwuegbunam, Albert	5	-	-	-	1	-	-	32	
Crockett, Damarea	4	-	-	-	-	-	-	24	
Johnson, Johnathon	3	-	-	-	-	-	-	18	
Lock, Drew	3	-	-	-	-	1-2	-	18	
Knox, Jalen	3	-	-	-	-	-	-	18	
Hall, Emanuel	3	-	-	-	-	-	-	18	
Holmes, Christian	1	-	-	-	-	-	-	6	
Blanton, Kendall	1	-	-	-	-	-	-	6	
Scott, Kam	1	-	-	-	-	-	-	6	
Badie, Tyler	1	-	-	-	-	-	-	6	
Koetting, Sean	-	1-1	-	-	-	-	-	3	
Fatony, Corey	-	-	-	0-1	-	-	-	0	
Total	32	16-22	28-29	0-1	1	1-2	-	270	
Opponents	24	16-20	22-23	0-1	-	-	-	216	

Total Offense	g	plays	rush	pass	total	avg/g
Lock, Drew	7	279	85	1979	2064	294.9
Rountree, Larry	7	94	549	0	549	78.4
Crockett, Damarea	7	90	417	0	417	59.6
Badie, Tyler	7	63	316	0	316	45.1
Powell, Taylor	4	13	4	128	132	33.0
Wilson, Micah	2	6	29	0	29	14.5
Knox, Jalen	7	2	18	0	18	2.6
Downing, Dawson	7	5	6	0	6	0.9
TEAM	5	6	-23	0	-23	-4.6
Total	7	558	1401	2107	3508	501.1
Opponents	7	489	921	2012	2933	419.0

Field Goals	fg	pct.	01-19	20-29	30-39	40-49	50-99	lg	blk
McCann, Tucker	15-21	71.4	0-0	5-6	4-5	4-7	2-3	57	1
Koetting, Sean	1-1	100.0	0-0	0-0	1-1	0-0	0-0	33	0

Punting	no.	yds	avg	lg	tb	fc	i20	50+	blk
Fatony, Corey	21	916	43.6	60	1	4	9	7	1
TEAM	1	0	0.0	0	0	0	0	0	0
Total	22	916	41.6	60	1	4	9	7	1
Opponents	33	1218	36.9	58	1	13	6	3	2

FG Sequence	Missouri	Opponents
UT Martin	(27),(32),(33)	-
Wyoming	47,(50),49,(43)	(51),(36)
Purdue	(40),(29),50,(31),(25)	(33),(29),49,(26)
Georgia	41	(44),(21),49,36,(40)
South Carolina	(22),(32),(22),25,(44),(57)	(42),(42),(33)
Alabama	(43)	(30),(28),(20),52
Memphis	32,(37)	(26),(52)

Kickoffs	no.	yds	avg	tb	ob	retn	net	ydln
McCann, Tucker	54	3232	59.9	26	2			
Koetting, Sean	1	65	65.0	1	0			
Total	55	3297	59.9	27	2	20.2	39.2	25
Opponents	47	2691	57.3	34	0	20.2	35.7	29

Numbers in (parentheses) indicate field goal was made.

2018 Mizzou Tiger Football
 Missouri Overall Individual Statistics (as of Oct 21, 2018)
 All games

All Purpose	g	rush	rcv	pr	kr	ir	total	avg/g
Rountree, Larry	7	549	19	0	0	0	568	81.1
Badie, Tyler	7	316	80	0	152	0	548	78.3
Crockett, Damar	7	417	53	0	0	0	470	67.1
Hall, Emanuel	4	0	430	0	0	0	430	107.5
Knox, Jalen	7	18	384	0	0	0	402	57.4
Okwuegbunam,	7	0	400	0	0	0	400	57.1
Johnson, Johnat	7	0	295	-9	0	0	286	40.9
Brown, Nate	4	0	129	0	0	0	129	32.2
Blanton, Kendall	7	0	127	0	0	0	127	18.1
Scott, Kam	7	0	89	0	0	0	89	12.7
Lock, Drew	7	85	0	0	0	0	85	12.1
Holmes, Christia	7	0	0	0	0	42	42	6.0
Gicino, Dominic	5	0	34	0	0	0	34	6.8
Wilson, Micah	2	29	0	0	0	0	29	14.5
Floyd, Richaud	1	0	28	0	0	0	28	28.0
Bailey, Samson	7	0	21	0	0	0	21	3.0
Banister, Barrett	5	0	18	0	0	0	18	3.6
Ross, Tavon	7	0	0	12	0	0	12	1.7
Bolton, Nick	7	0	0	0	10	0	10	1.4
Downing, Dawso	7	6	0	0	0	0	6	0.9
Powell, Taylor	4	4	0	0	0	0	4	1.0
TEAM	5	-23	0	10	0	0	-13	-2.6
Total	7	1401	2107	13	162	42	3725	532.1
Opponents	7	921	2012	55	464	88	3540	505.7

2018 Mizzou Tiger Football
Missouri Overall Defensive Statistics (as of Oct 21, 2018)
All games

##	Defensive Leaders	gp	Tackles				Sacks no-yds	Pass defense			Fumbles		blkd	
			ua	a	tot	tfl/yds		int-yds	brup	qbh	rcv-yds	ff	kick	saf
47	Garrett, Cale	7	42	19	61	3.0-5	.	.	.	6
2H	Hall, Terez	7	29	16	45	6.0-23	3.0-13	.	1	5	.	1	.	.
1S	Sparks, Adam	7	26	7	33	1.5-6	.	1-0	2	1
4	Lee, Brandon	7	15	10	25	1.0-1
2K	Oliver, Khalil	7	17	5	22	2.0-5	.	.	1	.	1-0	.	.	.
7D	Hilton, Cam	7	16	3	19	2.0-4	1.0-3	1-0	1	2	1-0	.	.	.
29	Anderson, Nate	7	9	9	18	1.5-12	1.0-11	.	1
5D	Beckner, Terry	7	13	3	16	6.0-13	.	.	1	3
2D	Acy, DeMarkus	7	12	4	16	1.0-1	.	.	6
9D	Gillespie, Tyree	7	12	3	15	.	.	.	1	2
95	Elliott, Jordan	7	10	4	14	3.5-11	.	.	.	1
1J	Bledsoe, Joshua	6	10	4	14	.	.	.	1
32	Bolton, Nick	7	7	7	14	0.5-2	0.5-2
93	Williams, Tre	7	5	7	12	1.5-3	0.5-2	.	.	2
21	Holmes, Christian	7	11	1	12	.	.	2-42	6
39	Turner, Chris	7	10	2	12	2.5-14	2.0-13	.	.	1
99	Palmore, Walter	7	10	2	12	2.0-3	.	.	2	1	.	.	1	.
6D	Ross, Tavon	7	7	2	9	1	.
3D	Perkins, Ronnell	7	8	1	9	1.0-4	.	.	.	1
78	Whiteside, Kobie	7	5	2	7	2.0-13	1.0-12	.	.	1	.	1	.	.
1P	Petry, Terry	6	4	1	5	1	.	.
46	Trump, Jacob	7	5	.	5	1.0-2	1.0-2	.	.	.	1-0	.	.	.
97	Byers, Akial	7	4	.	4	1.0-3	1-0	.	.	.
15	Jeffcoat, Trajan	7	3	1	4	1
31	Stribling, Finis	7	3	.	3	1	.	.
1B	Brandon, Rashad	4	3	.	3	1.0-2	1.0-2
25	Brooks, Jamal	7	1	1	2
94	Jacobs, Tyrell	2	1	1	2
22	Miller, Aubrey	4	2	.	2
28	Downing, Dawson	7	1	1	2
8D	Ware, Jarvis	5	2	.	2
1U	Ulmer, Jordan	5	1	1	2
45	Agbasimere, Franklin	5	1	1	2	1.0-1	.	.	.	1
56	Bailey, Samson	7	1	.	1
1Q	Nelson, Dominic	1	1	.	1
1	Badie, Tyler	7	1	.	1
12	Johnson, Johnathon	7	1	.	1
3	Lock, Drew	7	1	.	1
58	Robinson, Noah	2	1	.	1
8W	Workman, James	2	1	.	1
2J	Hansford, Jatorian	4	1	.	1	1.0-3
20	Bakare, Simi	2	1	.	1
16	Crockett, Damarea	7	1	.	1
TM	TEAM	5	1	.	.	1	.
Total		7	315	118	433	42-131	11-60	4-42	23	29	4-0	4	3	.
Opponents		7	345	100	445	31-130	8-66	6-88	28	16	4-64	6	2	1

2018 Mizzou Tiger Football
Missouri Team Game-by-Game (as of Oct 21, 2018)
All games

TEAM STATISTICS

Date	Opponent	Rushing				Receiving				Passing				Kick Returns				Punt Returns				tot off		
		no.	yds	td	lg	no.	yds	td	lg	cmp	att	int	yds	td	lg	no.	yds	td	lg	no.	yds		td	lg
Sep 01	UT MARTIN	44	164	2	17	23	394	4	70	23	34	0	394	4	70	0	0	0	0	3	-10	0	2	558
Sep 08	WYOMING	46	203	1	27	33	398	4	36	33	45	0	398	4	36	1	19	0	19	1	-1	0	0	601
Sep 15	at Purdue	46	233	1	52	26	375	3	59	26	43	1	375	3	59	1	18	0	18	0	0	0	0	608
Sep 22	GEORGIA	37	172	4	16	23	221	0	25	23	48	1	221	0	25	2	63	0	35	0	0	0	0	393
Oct 06	at South Carolina	46	286	3	59	17	204	0	44	17	36	2	204	0	44	2	33	0	17	1	12	0	0	490
Oct 13	at Alabama	35	70	0	16	13	142	1	24	13	26	2	142	1	24	2	29	0	19	0	0	0	0	212
Oct 20	MEMPHIS	40	273	4	59	24	373	4	58	24	32	0	373	4	58	0	0	0	0	3	12	0	1	646
Opponents		294	1401	15	59	159	2107	16	70	159	264	6	2107	16	70	8	162	0	35	8	13	0	2	3508
Opponents		250	921	6	23	136	2012	15	81	136	239	4	2012	15	81	23	464	0	50	7	55	1	23	2933

Games: 7 • Avg/rush: 4.8 • Avg/catch: 13.3 • Pass effic: 142.72 • KR avg: 20.2 • PR avg: 1.6 • All purpose avg/game: 532.1 • Total offense avg/gm: 501.1

Date	Opponent	Tackles				Sacks no-yds	Fumble		Pass Defense			blkd kick	PAT Attempts			off		pts
		ua	a	total	tfl-yds		ff	fr-yds	int-yds	qbh	brup		kick	rush	rcv	saf	t/o	
Sep 01	UT MARTIN	38	18	56	5.0-13	3.0-8	1	1-0	0-0	2	4	0	6-6	0	0	0	7	51
Sep 08	WYOMING	36	8	44	7.0-29	2.0-17	1	1-0	0-0	5	1	0	4-4	0	0	0	0	40
Sep 15	at Purdue	46	6	52	6.0-19	1.0-7	0	0-0	1-0	0	2	0	4-4	0	0	0	3	40
Sep 22	GEORGIA	41	24	65	4.0-5	0.0-0	0	0-0	1-0	2	1	1	3-3	0	1	0	0	29
Oct 06	at South Carolina	61	18	79	10.0-33	1.0-9	1	1-0	0-0	10	8	1	2-2	0	0	0	3	35
Oct 13	at Alabama	45	32	77	5.0-21	1.0-12	1	1-0	0-0	3	3	0	1-1	0	0	0	3	10
Oct 20	MEMPHIS	48	12	60	5.0-11	3.0-7	0	0-0	2-42	7	4	1	8-9	0	0	0	14	65
Opponents		315	118	433	42.0-131	11.0-60	4	4-0	4-42	29	23	3	28-29	0	1	0	30	270
Opponents		345	100	445	31.0-130	8.0-66	6	4-64	6-88	16	28	2	22-23	0	0	1	30	216

Date	Opponent	Punting									Field Goals			Kickoffs				
		no.	yds	avg	long	blkd	tb	fc	50+	i20	md-att	long	blkd	no.	yds	avg	tb	ob
Sep 01	UT MARTIN	3	123	41.0	49	0	0	1	0	2	3-3	33	0	10	640	64.0	7	0
Sep 08	WYOMING	2	75	37.5	41	0	1	0	0	0	2-4	50	0	8	518	64.8	6	0
Sep 15	at Purdue	2	112	56.0	56	0	0	0	2	1	4-5	40	1	8	516	64.5	5	1
Sep 22	GEORGIA	4	147	36.8	60	1	0	1	1	1	0-1	0	0	5	325	65.0	2	0
Oct 06	at South Carolina	3	130	43.3	54	0	0	0	1	1	5-6	57	0	9	397	44.1	1	1
Oct 13	at Alabama	6	262	43.7	52	0	0	2	2	4	1-1	43	0	4	261	65.2	1	0
Oct 20	MEMPHIS	2	67	33.5	51	0	0	0	1	0	1-2	37	0	11	640	58.2	5	0
Opponents		22	916	41.6	60	1	1	4	7	9	16-22	57	1	55	3297	59.9	27	2
Opponents		33	1218	36.9	58	2	1	13	3	6	16-20	52	1	47	2691	57.3	34	0

2018 Mizzou Tiger Football
Missouri Opponent Game-by-Game (as of Oct 21, 2018)
All games

OPPONENT STATISTICS

Date	Opponent	Rushing				Receiving				Passing				Kick Returns				Punt Returns				tot off		
		no.	yds	td	lg	no.	yds	td	lg	cmp	att	int	yds	td	lg	no.	yds	td	lg	no.	yds		td	lg
Sep 01	UT MARTIN	29	94	1	15	17	183	1	51	17	30	0	183	1	51	3	52	0	23	2	4	0	3	277
Sep 08	WYOMING	30	88	1	23	13	160	0	55	13	28	0	160	0	55	2	41	0	28	0	0	0	0	248
Sep 15	at Purdue	16	42	1	21	39	572	3	74	39	55	1	572	3	74	2	56	0	32	1	2	0	2	614
Sep 22	GEORGIA	40	185	0	19	13	260	3	61	13	23	1	260	3	61	3	91	0	34	2	50	1	23	445
Oct 06	at South Carolina	47	128	0	20	20	249	3	37	20	35	0	249	3	37	6	90	0	32	1	-2	0	0	377
Oct 13	at Alabama	45	184	1	20	19	380	3	81	19	30	0	380	3	81	3	88	0	50	1	1	0	0	564
Oct 20	MEMPHIS	43	200	2	21	15	208	2	30	15	38	2	208	2	30	4	46	0	15	0	0	0	0	408
Missouri		250	921	6	23	136	2012	15	81	136	239	4	2012	15	81	23	464	0	50	7	55	1	23	2933
Missouri		294	1401	15	59	159	2107	16	70	159	264	6	2107	16	70	8	162	0	35	8	13	0	2	3508

Games: 7 • Avg/rush: 3.7 • Avg/catch: 14.8 • Pass effic: 144.98 • KR avg: 20.2 • PR avg: 7.9 • All purpose avg/game: 505.7 • Total offense avg/gm: 419.0

Date	Opponent	Tackles				Sacks no-yds	Fumble		Pass Defense			blkd kick	PAT Attempts			off		pts	
		ua	a	total	tfl-yds		ff	fr-yds	int-yds	qbh	brup		kick	rush	rcv	saf	t/o		
Sep 01	UT MARTIN	53	16	69	7.0-17	0.0-0	0	0-0	0-0	0	1	0	2-2	0	0	0	0	0	14
Sep 08	WYOMING	61	8	69	3.0-4	0.0-0	1	1-0	0-0	1	3	0	1-1	0	0	0	0	0	13
Sep 15	at Purdue	47	26	73	4.0-24	1.0-16	1	0-0	1-0	0	5	1	4-4	0	0	0	3	37	
Sep 22	GEORGIA	47	12	59	2.0-14	2.0-14	3	2-64	1-43	3	9	1	4-4	0	0	0	10	43	
Oct 06	at South Carolina	56	10	66	5.0-23	1.0-3	0	0-0	2-12	5	8	0	4-4	0	0	0	7	37	
Oct 13	at Alabama	32	26	58	8.0-44	4.0-33	1	1-0	2-33	7	2	0	4-4	0	0	1	10	39	
Oct 20	MEMPHIS	49	2	51	2.0-4	0.0-0	0	0-0	0-0	0	0	0	3-4	0	0	0	0	33	
Missouri		345	100	445	31.0-130	8.0-66	6	4-64	6-88	16	28	2	22-23	0	0	1	30	216	
Missouri		315	118	433	42.0-131	11.0-60	4	4-0	4-42	29	23	3	28-29	0	1	0	30	270	

Date	Opponent	Punting									Field Goals			Kickoffs				
		no.	yds	avg	long	blkd	tb	fc	50+	i20	md-att	long	blkd	no.	yds	avg	tb	ob
Sep 01	UT MARTIN	10	346	34.6	47	0	0	3	0	1	0-0	0	0	3	195	65.0	3	0
Sep 08	WYOMING	8	285	35.6	52	0	1	2	1	2	2-2	51	0	4	159	39.8	3	0
Sep 15	at Purdue	2	98	49.0	52	0	0	2	1	1	3-4	33	0	8	520	65.0	7	0
Sep 22	GEORGIA	2	82	41.0	46	0	0	1	0	0	3-5	44	1	9	578	64.2	7	0
Oct 06	at South Carolina	5	163	32.6	48	1	0	3	0	1	3-3	42	0	8	356	44.5	4	0
Oct 13	at Alabama	1	12	12.0	12	0	0	0	0	0	3-4	30	0	8	428	53.5	3	0
Oct 20	MEMPHIS	5	232	46.4	58	1	0	2	1	1	2-2	52	0	7	455	65.0	7	0
Missouri		33	1218	36.9	58	2	1	13	3	6	16-20	52	1	47	2691	57.3	34	0
Missouri		22	916	41.6	60	1	1	4	7	9	16-22	57	1	55	3297	59.9	27	2

2018 Mizzou Tiger Football
Missouri Game Superlatives (as of Oct 21, 2018)
All games

INDIVIDUAL GAME HIGHS

Rushes	23	Rountree, Larry at Purdue (Sep 15, 2018)
Yards Rushing	168	Rountree, Larry at Purdue (Sep 15, 2018)
TD Rushes	3	Rountree, Larry vs Memphis (Oct 20, 2018)
Long Rush	59	Crockett, Damarea at South Carolina (Oct 06, 2018)
	59	Rountree, Larry vs Memphis (Oct 20, 2018)
Pass attempts	48	Lock, Drew vs Georgia (Sep 22, 2018)
Pass completions	33	Lock, Drew vs Wyoming (Sep 08, 2018)
Yards Passing	398	Lock, Drew vs Wyoming (Sep 08, 2018)
TD Passes	4	Lock, Drew vs UT Martin (Sep 01, 2018)
	4	Lock, Drew vs Wyoming (Sep 08, 2018)
	4	Lock, Drew vs Memphis (Oct 20, 2018)
Long Pass	70	Lock, Drew vs UT Martin (Sep 01, 2018)
Receptions	10	Hall, Emanuel vs Wyoming (Sep 08, 2018)
Yards Receiving	171	Hall, Emanuel vs UT Martin (Sep 01, 2018)
	171	Hall, Emanuel vs Wyoming (Sep 08, 2018)
TD Receptions	3	Okwuegbunam, Albert vs Memphis (Oct 20, 2018)
Long Reception	70	Scott, Kam vs UT Martin (Sep 01, 2018)
Field Goals	5	McCann, Tucker at South Carolina (Oct 06, 2018)
Long Field Goal	57	McCann, Tucker at South Carolina (Oct 06, 2018)
Punts	6	Fatony, Corey at Alabama (Oct 13, 2018)
Punting Avg	56.0	Fatony, Corey at Purdue (Sep 15, 2018)
Long Punt	60	Fatony, Corey vs Georgia (Sep 22, 2018)
Punts inside 20	4	Fatony, Corey at Alabama (Oct 13, 2018)
Long Punt Return	2	Johnson, Johnathon vs UT Martin (Sep 01, 2018)
Long Kickoff Return	35	Badie, Tyler vs Georgia (Sep 22, 2018)
Tackles	12	Garrett, Cale at Alabama (Oct 13, 2018)
Sacks	1.0	Hall, Terez vs UT Martin (Sep 01, 2018)
	1.0	Trump, Jacob vs UT Martin (Sep 01, 2018)
	1.0	Anderson, Nate vs Wyoming (Sep 08, 2018)
	1.0	Turner, Chris vs Wyoming (Sep 08, 2018)
	1.0	Turner, Chris at Purdue (Sep 15, 2018)
	1.0	Hall, Terez at South Carolina (Oct 06, 2018)
	1.0	Whiteside, Kobie at Alabama (Oct 13, 2018)
	1.0	Brandon, Rashad vs Memphis (Oct 20, 2018)
	1.0	Hall, Terez vs Memphis (Oct 20, 2018)
	1.0	Hilton, Cam vs Memphis (Oct 20, 2018)
Tackles For Loss	3.0	Hall, Terez at South Carolina (Oct 06, 2018)
Interceptions	1	Hilton, Cam at Purdue (Sep 15, 2018)
	1	Holmes, Christian vs Georgia (Sep 22, 2018)
	1	Sparks, Adam vs Memphis (Oct 20, 2018)
	1	Holmes, Christian vs Memphis (Oct 20, 2018)

2018 Mizzou Tiger Football
Missouri Game Superlatives (as of Oct 21, 2018)
All games

TEAM GAME HIGHS

Rushes	46	vs Wyoming (Sep 08, 2018)
	46	at Purdue (Sep 15, 2018)
	46	at South Carolina (Oct 06, 2018)
Yards Rushing	286	at South Carolina (Oct 06, 2018)
Yards Per Rush	6.8	vs Memphis (Oct 20, 2018)
TD Rushes	4	vs Georgia (Sep 22, 2018)
	4	vs Memphis (Oct 20, 2018)
Pass attempts	48	vs Georgia (Sep 22, 2018)
Pass completions	33	vs Wyoming (Sep 08, 2018)
Yards Passing	398	vs Wyoming (Sep 08, 2018)
Yards Per Pass	11.7	vs Memphis (Oct 20, 2018)
TD Passes	4	vs UT Martin (Sep 01, 2018)
	4	vs Wyoming (Sep 08, 2018)
	4	vs Memphis (Oct 20, 2018)
Total Plays	91	vs Wyoming (Sep 08, 2018)
Total Offense	646	vs Memphis (Oct 20, 2018)
Yards Per Play	9.0	vs Memphis (Oct 20, 2018)
Points	65	vs Memphis (Oct 20, 2018)
Sacks By	3	vs UT Martin (Sep 01, 2018)
	3	vs Memphis (Oct 20, 2018)
First Downs	33	vs Wyoming (Sep 08, 2018)
Penalties	12	vs Memphis (Oct 20, 2018)
Penalty Yards	122	vs Memphis (Oct 20, 2018)
Turnovers	3	vs Georgia (Sep 22, 2018)
	3	at Alabama (Oct 13, 2018)
Interceptions By	2	vs Memphis (Oct 20, 2018)
Punts	6	at Alabama (Oct 13, 2018)
Punting Avg	56.0	at Purdue (Sep 15, 2018)
Long Punt	60	vs Georgia (Sep 22, 2018)
Punts inside 20	4	at Alabama (Oct 13, 2018)
Long Punt Return	2	vs UT Martin (Sep 01, 2018)

2018 Mizzou Tiger Football
Missouri Game Superlatives (as of Oct 21, 2018)
All games

OPPONENT INDIVIDUAL GAME HIGHS

Rushes	26	TAYLOR, Patrick, vs Memphis (Oct 20, 2018)
Yards Rushing	115	TAYLOR, Patrick, vs Memphis (Oct 20, 2018)
TD Rushes	2	TAYLOR, Patrick, vs Memphis (Oct 20, 2018)
Long Rush	23	VALLADAY, X., vs Wyoming (Sep 08, 2018)
Pass attempts	55	David Blough, at Purdue (Sep 15, 2018)
Pass completions	39	David Blough, at Purdue (Sep 15, 2018)
Yards Passing	572	David Blough, at Purdue (Sep 15, 2018)
TD Passes	3	David Blough, at Purdue (Sep 15, 2018)
	3	Jake Fromm, vs Georgia (Sep 22, 2018)
	3	M. Scarnecchia, at South Carolina (Oct 06, 2018)
	3	Tua Tagovailoa, at Alabama (Oct 13, 2018)
Long Pass	81	Tua Tagovailoa, at Alabama (Oct 13, 2018)
Receptions	11	Rondale Moore, at Purdue (Sep 15, 2018)
Yards Receiving	147	Jerry Jeudy, at Alabama (Oct 13, 2018)
TD Receptions	2	Bryan Edwards, at South Carolina (Oct 06, 2018)
Long Reception	81	Jerry Jeudy, at Alabama (Oct 13, 2018)
Field Goals	3	Spencer Evans, at Purdue (Sep 15, 2018)
	3	R. Blankenship, vs Georgia (Sep 22, 2018)
	3	Parker White, at South Carolina (Oct 06, 2018)
	3	Joseph Bulovas, at Alabama (Oct 13, 2018)
Long Field Goal	52	PATTERSON, R., vs Memphis (Oct 20, 2018)
Punts	9	COX, Zane, vs UT Martin (Sep 01, 2018)
Punting Avg	49.0	Joe Schopper, at Purdue (Sep 15, 2018)
Long Punt	58	WILLIAMS, Adam, vs Memphis (Oct 20, 2018)
Punts inside 20	2	ZALESKI, Tim, vs Wyoming (Sep 08, 2018)
Long Punt Return	23	Mecole Hardman, vs Georgia (Sep 22, 2018)
Long Kickoff Return	50	Josh Jacobs, at Alabama (Oct 13, 2018)
Tackles	13	Derrick Barnes, at Purdue (Sep 15, 2018)
Sacks	2.0	D'Andre Walker, vs Georgia (Sep 22, 2018)
Tackles For Loss	3.0	GILLEYLEN, Jame, vs UT Martin (Sep 01, 2018)
	3.0	Allen-Williams, at South Carolina (Oct 06, 2018)
Interceptions	2	Saivion Smith, at Alabama (Oct 13, 2018)

2018 Mizzou Tiger Football
Missouri Game Superlatives (as of Oct 21, 2018)
All games

OPPONENT TEAM GAME HIGHS

Rushes	47	at South Carolina (Oct 06, 2018)
Yards Rushing	200	vs Memphis (Oct 20, 2018)
Yards Per Rush	4.7	vs Memphis (Oct 20, 2018)
TD Rushes	2	vs Memphis (Oct 20, 2018)
Pass attempts	55	at Purdue (Sep 15, 2018)
Pass completions	39	at Purdue (Sep 15, 2018)
Yards Passing	572	at Purdue (Sep 15, 2018)
Yards Per Pass	12.7	at Alabama (Oct 13, 2018)
TD Passes	3	at Purdue (Sep 15, 2018)
	3	vs Georgia (Sep 22, 2018)
	3	at South Carolina (Oct 06, 2018)
	3	at Alabama (Oct 13, 2018)
Total Plays	82	at South Carolina (Oct 06, 2018)
Total Offense	614	at Purdue (Sep 15, 2018)
Yards Per Play	8.6	at Purdue (Sep 15, 2018)
Points	43	vs Georgia (Sep 22, 2018)
Sacks By	4	at Alabama (Oct 13, 2018)
First Downs	25	at Alabama (Oct 13, 2018)
	25	vs Memphis (Oct 20, 2018)
Penalties	13	vs UT Martin (Sep 01, 2018)
Penalty Yards	108	vs UT Martin (Sep 01, 2018)
Turnovers	2	vs Memphis (Oct 20, 2018)
Interceptions By	2	at South Carolina (Oct 06, 2018)
	2	at Alabama (Oct 13, 2018)
Punts	10	vs UT Martin (Sep 01, 2018)
Punting Avg	49.0	at Purdue (Sep 15, 2018)
Long Punt	58	vs Memphis (Oct 20, 2018)
Punts inside 20	2	vs Wyoming (Sep 08, 2018)
Long Punt Return	23	vs Georgia (Sep 22, 2018)

2018 Mizzou Tiger Football
Missouri Red-Zone Results (as of Oct 21, 2018)
All games

Missouri Inside Opponent Red-Zone

Date	Opponent	Score	Times In RZ	Times Scored	Total Pts	Rush TDs	Pass TDs	FGs Made	Failed to score inside RZ						
									FGA	Down	Int	Fumb	Half	Game	
Sep 01, 2018	UT MARTIN	W 51-14	6	6	30	3	2	1	3	0	0	0	0	0	0
Sep 08, 2018	WYOMING	W 40-13	4	4	27	4	1	3	0	0	0	0	0	0	0
Sep 15, 2018	at Purdue	W 40-37	6	5	23	2	1	1	3	0	0	1	0	0	0
Sep 22, 2018	GEORGIA	L 29-43	4	4	29	4	4	0	0	0	0	0	0	0	0
Oct 06, 2018	at South Carolina	L 35-37	8	6	29	3	3	0	3	1	1	0	0	0	0
Oct 13, 2018	at Alabama	L 10-39	2	1	7	1	0	1	0	0	0	1	0	0	0
Oct 20, 2018	MEMPHIS	W 65-33	5	4	24	3	3	0	1	1	0	0	0	0	0
Totals			35	30	169	20	14	6	10	2	1	2	0	0	0

30 of 35 (85.7%)

Opponents Inside Missouri Red-Zone

Date	Opponent	Score	Times In RZ	Times Scored	Total Pts	Rush TDs	Pass TDs	FGs Made	Failed to score inside RZ						
									FGA	Down	Int	Fumb	Half	Game	
Sep 01, 2018	UT MARTIN	W 51-14	1	1	7	1	1	0	0	0	0	0	0	0	0
Sep 08, 2018	WYOMING	W 40-13	2	2	10	1	1	0	1	0	0	0	0	0	0
Sep 15, 2018	at Purdue	W 40-37	7	7	37	4	1	3	3	0	0	0	0	0	0
Sep 22, 2018	GEORGIA	L 29-43	3	2	6	0	0	0	2	1	0	0	0	0	0
Oct 06, 2018	at South Carolina	L 35-37	4	4	24	3	0	3	1	0	0	0	0	0	0
Oct 13, 2018	at Alabama	L 10-39	7	6	30	3	1	2	3	0	1	0	0	0	0
Oct 20, 2018	MEMPHIS	W 65-33	4	4	23	3	2	1	1	0	0	0	0	0	0
Totals			28	26	137	15	6	9	11	1	1	0	0	0	0

26 of 28 (92.9%)

2018 Mizzou Tiger Football
Missouri By-Quarter Statistics (as of Oct 21, 2018)
All games

3rd-Down Conversions

Date	Opponent	Score	Overall		1st Qtr		2nd Qtr		3rd Qtr		4th Qtr		Overtime	
Sep 01, 2018	UT MARTIN	W 51-14	8-15	53.3	4-4	100.0	2-4	50.0	2-4	50.0	0-3	0.0		
Sep 08, 2018	WYOMING	W 40-13	14-20	70.0	0-3	0.0	5-6	83.3	5-5	100.0	4-6	66.7		
Sep 15, 2018	at Purdue	W 40-37	5-16	31.2	2-5	40.0	2-5	40.0	1-3	33.3	0-3	0.0		
Sep 22, 2018	GEORGIA	L 29-43	4-14	28.6	0-2	0.0	1-4	25.0	2-4	50.0	1-4	25.0		
Oct 06, 2018	at South Carolina	L 35-37	4-16	25.0	1-2	50.0	3-7	42.9	0-4	0.0	0-3	0.0		
Oct 13, 2018	at Alabama	L 10-39	6-16	37.5	2-4	50.0	1-4	25.0	0-3	0.0	3-5	60.0		
Oct 20, 2018	MEMPHIS	W 65-33	6-12	50.0	0-1	0.0	1-3	33.3	3-4	75.0	2-4	50.0		
	Missouri		47-109	43.1	9-21	42.9	15-33	45.5	13-27	48.1	10-28	35.7	0-0	0.0
	Opponents		37-101	36.6	5-25	20.0	11-27	40.7	12-26	46.2	9-23	39.1	0-0	0.0

4th-Down Conversions

Date	Opponent	Score	Overall		1st Qtr		2nd Qtr		3rd Qtr		4th Qtr		Overtime	
Sep 01, 2018	UT MARTIN	W 51-14	0-0	0.0	0-0	0.0	0-0	0.0	0-0	0.0	0-0	0.0		
Sep 08, 2018	WYOMING	W 40-13	0-0	0.0	0-0	0.0	0-0	0.0	0-0	0.0	0-0	0.0		
Sep 15, 2018	at Purdue	W 40-37	3-3	100.0	0-0	0.0	2-2	100.0	0-0	0.0	1-1	100.0		
Sep 22, 2018	GEORGIA	L 29-43	1-3	33.3	0-0	0.0	0-0	0.0	0-0	0.0	1-3	33.3		
Oct 06, 2018	at South Carolina	L 35-37	0-1	0.0	0-0	0.0	0-0	0.0	0-1	0.0	0-0	0.0		
Oct 13, 2018	at Alabama	L 10-39	1-2	50.0	0-0	0.0	0-0	0.0	0-0	0.0	1-2	50.0		
Oct 20, 2018	MEMPHIS	W 65-33	1-1	100.0	0-0	0.0	1-1	100.0	0-0	0.0	0-0	0.0		
	Missouri		6-10	60.0	0-0	0.0	3-3	100.0	0-1	0.0	3-6	50.0	0-0	0.0
	Opponents		3-10	30.0	1-1	100.0	1-3	33.3	1-3	33.3	0-3	0.0	0-0	0.0

Time of Possession

Date	Opponent	Score	Overall	1st Qtr	2nd Qtr	3rd Qtr	4th Qtr	Overtime
Sep 01, 2018	UT MARTIN	W 51-14	33:17	8:03	8:33	8:18	8:23	
Sep 08, 2018	WYOMING	W 40-13	33:24	6:12	7:44	10:27	9:01	
Sep 15, 2018	at Purdue	W 40-37	31:56	9:25	7:45	4:25	10:21	
Sep 22, 2018	GEORGIA	L 29-43	29:01	7:12	8:13	7:58	5:38	
Oct 06, 2018	at South Carolina	L 35-37	30:28	8:46	9:22	6:01	6:19	
Oct 13, 2018	at Alabama	L 10-39	27:43	8:21	6:47	4:50	7:45	
Oct 20, 2018	MEMPHIS	W 65-33	24:52	3:51	7:36	9:52	3:33	
	Missouri	Total	210:41	51:50	56:00	51:51	51:00	0:00
		Avg.	30:05	7:24	8:00	7:24	7:17	0:00
	Opponents	Total	209:19	53:10	49:00	53:09	54:00	0:00
		Avg.	29:54	7:35	7:00	7:35	7:42	0:00

2018 Mizzou Tiger Football
Missouri Games Played (as of Oct 21, 2018)
All games

##	PLAYER	GP-GS	UTM	WY	PUR	UGA	SC	UA	MEM
1K	McCann, Tucker	7/-	XXX	XXX	XXX	XXX	XXX	XXX	XXX
22	Miller, Aubrey	4/-	XXX	XXX	XXX	XXX
1N	Nathan, Gerald	1/-	XXX
1Q	Nelson, Dominic	1/-	XXX
10	Ofofiele, Alex	6/-	XXX	XXX	XXX	...	XXX	XXX	XXX
81	Okwuegbunam, Al	7/7	START	START	START	START	START	START	START
2K	Oliver, Khalil	7/5	START	START	START	START	START	XXX	XXX
99	Palmore, Walter	7/7	START	START	START	START	START	START	START
82	Parker, Daniel	7/-	XXX	XXX	XXX	XXX	XXX	XXX	XXX
71	Pendleton, Kevi	6/6	...	START	START	START	START	START	START
3D	Perkins, Ronnel	7/1	XXX	XXX	START	XXX	XXX	XXX	XXX
1P	Petry, Terry	6/-	XXX	XXX	XXX	XXX	XXX	...	XXX
5	Powell, Taylor	4/-	XXX	XXX	XXX	XXX
58	Robinson, Noah	2/-	XXX	XXX
6D	Ross, Tavon	7/-	XXX	XXX	XXX	XXX	XXX	XXX	XXX
34	Rountree, Larry	7/5	XXX	XXX	START	START	START	START	START
73	Ruth, Mike	1/-	XXX
89	Scales, Brendan	3/-	XXX	XXX	XXX
13	Scott, Kam	7/2	XXX	XXX	XXX	XXX	START	START	XXX
1S	Sparks, Adam	7/5	START	START	START	START	START	XXX	XXX
31	Stribling, Fini	7/-	XXX	XXX	XXX	XXX	XXX	XXX	XXX
5T	Thompson, Antar	3/-	XXX	XXX	XXX
6	Thompson, Khmar	3/-	XXX	XXX	XXX
46	Trump, Jacob	7/-	XXX	XXX	XXX	XXX	XXX	XXX	XXX
39	Turner, Chris	7/7	START	START	START	START	START	START	START
1U	Ulmer, Jordan	5/-	XXX	XXX	XXX	XXX	XXX
90	Utsey, Markell	2/-	XXX	XXX
75	Wallace-Simms,	7/7	START	START	START	START	START	START	START
8D	Ware, Jarvis	5/-	XXX	XXX	XXX	XXX	XXX
50	White, Hyrin	5/-	XXX	XXX	XXX	XXX	XXX
78	Whiteside, Kobi	7/-	XXX	XXX	XXX	XXX	XXX	XXX	XXX
40	Wilkins, Camero	5/-	XXX	XXX	XXX	XXX	XXX
93	Williams, Tre	7/6	XXX	START	START	START	START	START	START
2	Wilson, Micah	2/-	XXX	XXX
51	Wise, Drew	6/-	XXX	XXX	XXX	XXX	XXX	...	XXX
8W	Workman, James	2/-	XXX	XXX

2018 Mizzou Tiger Football
Missouri Total Tackles Game-by-Game (as of Oct 21, 2018)
All games

Total Tackles	UA-A	Total	UTM	WY	PUR	UGA	SC	UA	MEM
Garrett, Cale LB	42-19	61	6-2	2-2	7-0	6-5	3-5	8-4	10-1
Hall, Terez LB	29-16	45	3-3	4-1	4-0	1-5	9-2	0-2	8-3
Sparks, Adam DB	26-7	33	1-2	1-1	10-1	6-0	5-2	2-1	1-0
Lee, Brandon LB	15-10	25	1-0	3-1	2-0	3-2	4-3	0-4	2-0
Oliver, Khalil DB	17-5	22	3-0	3-0	2-0	2-1	2-0	4-2	1-2
Hilton, Cam DB	16-3	19	1-1	4-0	5-1	3-0	2-0	0-1	1-0
Anderson, Nate DL	9-9	18	1-1	2-0	1-2	2-4	3-1	0-1	-
Acy, DeMarkus DB	12-4	16	1-2	1-1	-	3-1	2-0	3-0	2-0
Beckner, Terry DT	13-3	16	1-0	2-0	1-1	2-2	1-0	5-0	1-0
Gillespie, Tyre DB	12-3	15	-	2-0	-	2-0	2-0	4-2	2-1
Elliott, Jordan DT	10-4	14	1-0	1-0	3-0	0-1	4-1	1-2	-
Bledsoe, Joshua DB	10-4	14	1-0	DNP	3-0	2-1	2-0	1-1	1-2
Bolton, Nick LB	7-7	14	0-1	1-0	-	-	1-1	3-5	2-0
Holmes, Christi DB	11-1	12	2-0	-	2-1	-	2-0	2-0	3-0
Williams, Tre DL	5-7	12	0-1	1-1	-	0-1	1-1	2-2	1-1
Turner, Chris DL	10-2	12	1-1	2-0	1-0	3-0	1-1	1-0	1-0
Palmore, Walter DT	10-2	12	1-0	2-0	-	2-1	5-0	-	0-1
Ross, Tavon LB	7-2	9	1-0	1-1	-	1-0	1-0	2-0	1-1
Perkins, Ronnel DB	8-1	9	1-0	1-0	1-0	-	1-0	2-1	2-0
Whiteside, Kobi DL	5-2	7	2-0	-	-	-	2-0	1-2	-
Trump, Jacob LB	5-0	5	3-0	1-0	-	1-0	-	-	-
Petry, Terry DB	4-1	5	1-1	-	1-0	-	-	DNP	2-0
Byers, Akial DL	4-0	4	-	1-0	-	-	-	1-0	2-0
Jeffcoat, Traja DL	3-1	4	-	-	-	-	1-0	0-1	2-0
Stribling, Fini DB	3-0	3	-	-	-	-	3-0	-	-
Brandon, Rashad DT	3-0	3	DNP	-	DNP	DNP	1-0	1-0	1-0
Jacobs, Tyrell DL	1-1	2	1-1	-	DNP	DNP	DNP	DNP	DNP
Agbasimere, Fra DL	1-1	2	0-1	-	1-0	-	DNP	DNP	-
Ulmer, Jordan DB	1-1	2	0-1	1-0	-	-	-	DNP	DNP
Ware, Jarvis DB	2-0	2	-	-	1-0	-	1-0	DNP	DNP
Brooks, Jamal LB	1-1	2	-	-	-	-	-	1-1	-
Downing, Dawson	1-1	2	-	-	-	-	1-1	-	-
Miller, Aubrey LB	2-0	2	1-0	-	-	1-0	DNP	DNP	DNP
Nelson, Dominic DB	1-0	1	1-0	DNP	DNP	DNP	DNP	DNP	DNP
Badie, Tyler	1-0	1	-	-	1-0	-	-	-	-
Bailey, Samson	1-0	1	-	-	-	-	-	-	1-0
Lock, Drew	1-0	1	-	-	-	-	-	1-0	-
Robinson, Noah LB	1-0	1	1-0	-	DNP	DNP	DNP	DNP	DNP
Hansford, Jator DL	1-0	1	1-0	-	DNP	DNP	DNP	-	-
Workman, James	1-0	1	1-0	-	DNP	DNP	DNP	DNP	DNP
Johnson, Johnat	1-0	1	-	-	-	-	1-0	-	-
Bakare, Simi	1-0	1	DNP	DNP	DNP	DNP	DNP	-	1-0
Crockett, Damar	1-0	1	-	-	-	1-0	-	-	-

2018 Mizzou Tiger Football
 Missouri Passing Game-by-Game (as of Oct 21, 2018)
 All games

#3 Lock, Drew	Comp	Att	Int	Pct	Yards	TD	Long	Sacked	Effic
UT Martin	19	25	0	76.0	289	4	70	0-0	225.90
Wyoming	33	45	0	73.3	398	4	36	0-0	176.96
Purdue	26	43	1	60.5	375	3	59	1-16	152.09
Georgia	23	48	1	47.9	221	0	25	2-14	82.42
South Carolina	17	36	2	47.2	204	0	44	1-3	83.71
Alabama	13	26	2	50.0	142	1	24	4-33	93.18
Memphis	23	29	0	79.3	350	4	58	0-0	226.21
TOTALS	154	252	6	61.1	1979	16	70	8-66	143.27

#5 Powell, Taylor	Comp	Att	Int	Pct	Yards	TD	Long	Sacked	Effic
UT Martin	4	9	0	44.4	105	0	44	0-0	142.44
Memphis	1	3	0	33.3	23	0	23	0-0	97.73
TOTALS	5	12	0	41.7	128	0	44	0-0	131.27

2018 Mizzou Tiger Football
Missouri Rushing/Receiving Game-by-Game (as of Oct 21, 2018)
All games

RUSHING	No-Yds/TD	UTM	WY	PUR	UGA	SC	UA	MEM
Rountree, Larry RB	94-549/7	14-58/1	10-34/0	23-168/0	8-33/1	13-90/2	17-48/0	9-118/3
Crockett, Damar RB	90-417/4	12-42/1	19-73/0	6-17/0	13-67/1	20-154/1	7-8/0	13-56/1
Badie, Tyler RB	63-316/1	10-32/0	11-46/0	12-61/0	11-50/1	6-45/0	6-41/0	7-41/0
Lock, Drew QB	27-85/3	1-5/0	5-51/1	3--10/1	5-22/1	5-14/0	4--33/0	4-36/0
Wilson, Micah QB	6-29/0	1-17/0	DNP	DNP	DNP	DNP	DNP	5-12/0
Knox, Jalen WR	2-18/0	-	-	-	-	-	1-6/0	1-12/0
Downing, Dawson RB	5-6/0	5-6/0	-	-	-	-	-	-
Powell, Taylor QB	1-4/0	1-4/0	-	DNP	DNP	DNP	-	-
TEAM	6--23/0	DNP	1--1/0	2--3/0	-	2--17/0	DNP	1--2/0

RECEIVING	No-Yds/TD	UTM	WY	PUR	UGA	SC	UA	MEM
Hall, Emanuel WR	18-430/3	4-171/2	10-171/1	4-88/0	-	DNP	DNP	DNP
Okwuegbunam, Al TE	37-400/5	2-14/0	7-50/1	5-36/1	9-81/0	4-13/0	4-47/0	6-159/3
Knox, Jalen WR	20-384/3	2-32/0	3-27/0	5-110/1	-	2-50/0	3-61/1	5-104/1
Johnson, Johnat WR	26-295/3	4-39/1	7-61/1	3-49/1	4-51/0	3-40/0	1-9/0	4-46/0
Brown, Nate WR	12-129/0	3-19/0	1-27/0	5-48/0	3-35/0	DNP	DNP	DNP
Blanton, Kendal TE	15-127/1	2-20/0	3-21/1	2-16/0	3-21/0	1-18/0	1-4/0	3-27/0
Scott, Kam WR	3-89/1	1-70/1	-	-	-	2-19/0	-	-
Badie, Tyler RB	8-80/0	-	-	1-20/0	2-29/0	3-25/0	1-2/0	1-4/0
Crockett, Damar RB	5-53/0	2-18/0	1-32/0	-	1-2/0	-	-	1-1/0
Gicino, Domini WR	5-34/0	2-15/0	1-9/0	DNP	DNP	-	1-6/0	1-4/0
Floyd, Richaud WR	3-28/0	DNP	DNP	DNP	DNP	DNP	DNP	3-28/0
Bailey, Samson OL	1-21/0	-	-	-	-	1-21/0	-	-
Rountree, Larry RB	5-19/0	1--4/0	-	1-8/0	1-2/0	-	2-13/0	-
Banister, Barre WR	1-18/0	-	DNP	-	DNP	1-18/0	-	-

2018 Mizzou Tiger Football
 Missouri Return Stats Game-by-Game (as of Oct 21, 2018)
 All games

PUNT RETURNS	No-Yds	UTM	WY	PUR	UGA	SC	UA	MEM
Ross, Tavon	1-12	-	-	-	-	1-12	-	-
TEAM	1-10	DNP	-	-	-	-	DNP	1-10
Gicinto, Domini	2-0	1-1	1--1	DNP	DNP	-	-	-
Johnson, Johnat	4--9	2--11	-	-	-	-	-	2-2

KICK RETURNS	No-Yds	UTM	WY	PUR	UGA	SC	UA	MEM
Badie, Tyler	7-152	-	1-19	1-18	2-63	2-33	1-19	-
Bolton, Nick	1-10	-	-	-	-	-	1-10	-

INT. RETURNS	No-Yds	UTM	WY	PUR	UGA	SC	UA	MEM
Holmes, Christi	2-42	-	-	-	1-0	-	-	1-42
Sparks, Adam	1-0	-	-	-	-	-	-	1-0
Hilton, Cam	1-0	-	-	1-0	-	-	-	-

FUMBLE RETURNS	No-Yds	UTM	WY	PUR	UGA	SC	UA	MEM
----------------	--------	-----	----	-----	-----	----	----	-----

2018 Mizzou Tiger Football
 Missouri Sacks Game-by-Game (as of Oct 21, 2018)
 All games

SACKS	UA-A	Total	UTM	WY	PUR	UGA	SC	UA	MEM
Hall, Terez LB	3-0	3.0	1.0-2	-	-	-	1.0-9	-	1.0-2
Turner, Chris DL	2-0	2.0	-	1.0-6	1.0-7	-	-	-	-
Anderson, Nate DL	1-0	1.0	-	1.0-11	-	-	-	-	-
Hilton, Cam DB	1-0	1.0	-	-	-	-	-	-	1.0-3
Brandon, Rashad DT	1-0	1.0	DNP	-	DNP	DNP	-	-	1.0-2
Trump, Jacob LB	1-0	1.0	1.0-2	-	-	-	-	-	-
Whiteside, Kobi DL	1-0	1.0	-	-	-	-	-	1.0-12	-
Bolton, Nick LB	0-1	0.5	0.5-2	-	-	-	-	-	-
Williams, Tre DL	0-1	0.5	0.5-2	-	-	-	-	-	-

2018 Mizzou Tiger Football
Missouri Tackle For Loss Game-by-Game (as of Oct 21, 2018)
All games

TACKLES FOR LOSS	UA-A	Total	UTM	WY	PUR	UGA	SC	UA	MEM
Hall, Terez LB	6-0	6.0	1.0-2	-	-	-	3.0-18	-	2.0-3
Beckner, Terry DT	6-0	6.0	-	2.0-2	1.0-4	1.0-1	1.0-4	1.0-2	-
Elliott, Jordan DT	3-1	3.5	1.0-2	-	-	-	1.5-4	1.0-5	-
Garrett, Cale LB	2-2	3.0	-	-	2.0-3	0.5-1	0.5-1	-	-
Turner, Chris DL	2-1	2.5	-	1.0-6	1.0-7	-	0.5-1	-	-
Whiteside, Kobi DL	2-0	2.0	-	-	-	-	1.0-1	1.0-12	-
Palmore, Walter DT	2-0	2.0	-	-	-	1.0-1	1.0-2	-	-
Hilton, Cam DB	2-0	2.0	-	-	-	1.0-1	-	-	1.0-3
Oliver, Khalil DB	2-0	2.0	-	1.0-1	1.0-4	-	-	-	-
Sparks, Adam DB	1-1	1.5	-	1.0-5	-	-	0.5-1	-	-
Anderson, Nate DL	1-1	1.5	-	1.0-11	-	0.5-1	-	-	-
Williams, Tre DL	1-1	1.5	0.5-2	-	-	-	-	1.0-1	-
Perkins, Ronnel DB	1-0	1.0	-	1.0-4	-	-	-	-	-
Byers, Akial DL	1-0	1.0	-	-	-	-	-	-	1.0-3
Lee, Brandon LB	0-2	1.0	-	-	-	-	1.0-1	-	-
Brandon, Rashad DT	1-0	1.0	DNP	-	DNP	DNP	-	-	1.0-2
Hansford, Jator DL	1-0	1.0	1.0-3	-	DNP	DNP	DNP	-	-
Acy, DeMarkus DB	1-0	1.0	-	-	-	-	-	1.0-1	-
Trump, Jacob LB	1-0	1.0	1.0-2	-	-	-	-	-	-
Agbasimere, Fra DL	1-0	1.0	-	-	1.0-1	-	DNP	DNP	-
Bolton, Nick LB	0-1	0.5	0.5-2	-	-	-	-	-	-

2018 Mizzou Tiger Football
Missouri Fumbles Game-by-Game (as of Oct 21, 2018)
All games

FUMBLES	No-Lost	UTM	WY	PUR	UGA	SC	UA	MEM
Lock, Drew QB	3-2	-	-	-	2-1	-	1-1	-
Okwuegbunam, AI TE	2-2	-	1-1	-	1-1	-	-	-
TEAM	2-0	DNP	-	-	-	2-0	DNP	-
Wilson, Micah QB	1-0	-	DNP	DNP	DNP	DNP	DNP	1-0
Rountree, Larry RB	1-0	-	-	1-0	-	-	-	-

FUMBLES FORCED	Number	UTM	WY	PUR	UGA	SC	UA	MEM
Petry, Terry	1	1	-	-	-	-	DNP	-
Hall, Terez	1	-	1	-	-	-	-	-
Stribling, Fini	1	-	-	-	-	1	-	-
Whiteside, Kobi	1	-	-	-	-	-	1	-

FUMBLES RECOVERED	Number	UTM	WY	PUR	UGA	SC	UA	MEM
Byers, Akial	1	-	-	-	-	-	1	-
Oliver, Khalil	1	-	1	-	-	-	-	-
Trump, Jacob	1	-	-	-	-	1	-	-
Hilton, Cam	1	1	-	-	-	-	-	-

2018 Mizzou Tiger Football
Missouri Individual Season/Career Statistics (as of Oct 21, 2018)
All games

	SEASON									CAREER								
	gp	att	gain	loss	net	avg	td	lg	avg/g	gp	att	gain	loss	net	avg	td	lg	avg/g
Rushing	7	94	568	19	549	5.8	7	59	78.4	20	220	1277	25	1252	5.7	13	64	62.6
Rountree, Larry	7	94	432	15	417	4.6	4	59	59.6	25	323	1998	38	1960	6.1	16	73	78.4
Crockett, Damarea	7	63	319	3	316	5.0	1	25	45.1	7	63	319	3	316	5.0	1	25	45.1
Badie, Tyler	7	27	150	65	85	3.1	3	27	12.1	44	175	740	393	347	2.0	6	34	7.9
Lock, Drew	2	6	35	6	29	4.8	0	17	14.5	7	21	140	22	118	5.6	1	29	16.9
Wilson, Micah	7	2	18	0	18	9.0	0	12	2.6	7	2	18	0	18	9.0	0	12	2.6
Knox, Jalen	7	5	7	1	6	1.2	0	4	0.9	12	25	128	1	127	5.1	0	29	10.6
Downing, Dawson	4	1	4	0	4	4.0	0	4	1.0	7	1	4	0	4	4.0	0	4	0.6
Powell, Taylor	5	6	0	23	-23	-3.8	0	0	-4.6									
TEAM	7	294	1533	132	1401	4.8	15	59	200.1									
Total	7	250	1044	123	921	3.7	6	23	131.6									
Opponents																		

	gp	effic	comp-att-int	pct	yds	td	lg	avg/g	gp	effic	comp-att-int	pct	yds	td	lg	avg/g
	Passing	7	143.27	154-252-6	61.1	1979	16	70	282.7	44	136.82	762-1368-37	55.7	10674	87	87
Lock, Drew	4	131.27	5-12-0	41.7	128	0	44	32.0	7	131.27	5-12-0	41.7	128	0	44	18.3
Powell, Taylor	7	142.72	159-264-6	60.2	2107	16	70	301.0								
Total	7	144.98	136-239-4	56.9	2012	15	81	287.4								
Opponents																

	gp	no.	yds	avg	td	lg	avg/g	gp	no.	yds	avg	td	lg	avg/g
	Receiving	7	37	400	10.8	5	58	57.1	20	66	815	12.3	16	58
Okwuegbunam, Albert	7	26	295	11.3	3	30	42.1	32	91	1454	16.0	11	87	45.4
Johnson, Johnathon	7	20	384	19.2	3	59	54.9	7	20	384	19.2	3	59	54.9
Knox, Jalen	4	18	430	23.9	3	62	107.5	40	78	1618	20.7	13	63	40.5
Hall, Emanuel	7	15	127	8.5	1	18	18.1	40	37	426	11.5	5	62	10.6
Blanton, Kendall	4	12	129	10.8	0	27	32.2	37	55	589	10.7	4	33	15.9
Brown, Nate	7	8	80	10.0	0	25	11.4	7	8	80	10.0	0	25	11.4
Badie, Tyler	7	5	53	10.6	0	32	7.6	25	14	102	7.3	1	32	4.1
Crockett, Damarea	5	5	34	6.8	0	10	6.8	5	5	34	6.8	0	10	6.8
Gicino, Dominic	7	5	19	3.8	0	8	2.7	20	10	76	7.6	0	25	3.8
Rountree, Larry	7	3	89	29.7	1	70	12.7	7	3	89	29.7	1	70	12.7
Scott, Kam	1	3	28	9.3	0	17	28.0	23	21	292	13.9	2	37	12.7
Floyd, Richaud	7	1	21	21.0	0	21	3.0	27	1	21	21.0	0	21	0.8
Bailey, Samson	5	1	18	18.0	0	18	3.6	6	1	18	18.0	0	18	3.0
Banister, Barrett	7	159	2107	13.3	16	70	301.0							
Total	7	136	2012	14.8	15	81	287.4							
Opponents														

	q	plays	rush	pass	total	avg/g	q	plays	rush	pass	total	avg/g
	Total Offense	7	279	85	1979	2064	294.9	44	1543	347	10674	11021
Lock, Drew	7	94	549	0	549	78.4	20	220	1252	0	1252	62.6
Rountree, Larry	7	90	417	0	417	59.6	25	323	1960	0	1960	78.4
Crockett, Damarea	7	63	316	0	316	45.1	7	63	316	0	316	45.1
Badie, Tyler	4	13	4	128	132	33.0	7	13	4	128	132	18.9
Powell, Taylor	2	6	29	0	29	14.5	7	31	118	48	166	23.7
Wilson, Micah	7	2	18	0	18	2.6	7	2	18	0	18	2.6
Knox, Jalen	7	5	6	0	6	0.9	12	25	127	0	127	10.6
Downing, Dawson	5	6	-23	0	-23	-4.6						
TEAM	7	558	1401	2107	3508	501.1						
Total	7	489	921	2012	2933	419.0						
Opponents												

2018 Mizzou Tiger Football
Missouri Individual Season/Career Statistics (as of Oct 21, 2018)
All games

SEASON

CAREER

Scoring	td fg		PAT				d xp saf pts	td fg		PAT				pts			
	kick	rush	rcv	pass	kick	rush		rcv	pass	d xp saf	pts						
McCann, Tucker	-	15-21	28-29	-	-	-	-	-	73	-	36-50	118-125	-	-	-	-	226
Rountree, Larry	7	-	-	-	-	-	-	-	42	13	-	-	-	-	-	-	78
Okwuegbunam, Albert	5	-	-	-	1	-	-	-	32	16	-	-	1	-	-	-	98
Crockett, Damarea	4	-	-	-	-	-	-	-	24	17	-	-	-	-	-	-	102
Knox, Jalen	3	-	-	-	-	-	-	-	18	3	-	-	-	-	-	-	18
Hall, Emanuel	3	-	-	-	-	-	-	-	18	13	-	-	-	-	-	-	78
Johnson, Johnathon	3	-	-	-	-	-	-	-	18	12	-	-	-	-	-	-	72
Lock, Drew	3	-	-	-	-	1-2	-	-	18	7	-	-	-	-	3-4	-	42
Scott, Kam	1	-	-	-	-	-	-	-	6	1	-	-	-	-	-	-	6
Badie, Tyler	1	-	-	-	-	-	-	-	6	1	-	-	-	-	-	-	6
Blanton, Kendall	1	-	-	-	-	-	-	-	6	5	-	-	-	-	-	-	30
Holmes, Christian	1	-	-	-	-	-	-	-	6	1	-	-	-	-	-	-	6
Koetting, Sean	-	1-1	-	-	-	-	-	-	3	-	1-1	-	-	-	-	-	3
Fatony, Corey	-	-	-	0-1	-	-	-	-	0	-	-	-	0-2	-	-	-	0
Total	32	16-22	28-29	0-1	1	1-2	-	-	270								
Opponents	24	16-20	22-23	0-1	-	-	-	1	216								

Punt Returns	no.	yds	avg	td	lg	no.	yds	avg	td	lg
Johnson, Johnathon	4	-9	-2.2	0	2	20	201	10.1	1	63
Gicino, Dominic	2	0	0.0	0	1	2	0	0.0	0	1
TEAM	1	10	10.0	0	0					
Ross, Tavon	1	12	12.0	0	0	2	7	3.5	0	0
Total	8	13	1.6	0	2					
Opponents	7	55	7.9	1	23					

Kick Returns	no.	yds	avg	td	lg	no.	yds	avg	td	lg
Badie, Tyler	7	152	21.7	0	35	7	152	21.7	0	35
Bolton, Nick	1	10	10.0	0	10	1	10	10.0	0	10
Total	8	162	20.2	0	35					
Opponents	23	464	20.2	0	50					

Interceptions	no.	yds	avg	td	lg	no.	yds	avg	td	lg
Holmes, Christian	2	42	21.0	1	42	2	42	21.0	1	42
Sparks, Adam	1	0	0.0	0	0	3	7	2.3	0	7
Hilton, Cam	1	0	0.0	0	0	2	27	13.5	0	27
Total	4	42	10.5	1	42					
Opponents	6	88	14.7	1	43					

Fumble Returns	no.	yds	avg	td	lg	no.	yds	avg	td	lg
Total	0	0	0.0	0	0					
Opponents	1	64	64.0	1	64					

2018 Mizzou Tiger Football
Missouri Individual Season/Career Statistics (as of Oct 21, 2018)
All games

SEASON

CAREER

All Purpose	g	rush	rcv	pr	kr	ir	total	avg/g	g	rush	rcv	pr	kr	ir	total	avg/g
Rountree, Larry	7	549	19	0	0	0	568	81.1	20	1252	76	0	538	0	1866	93.3
Badie, Tyler	7	316	80	0	152	0	548	78.3	7	316	80	0	152	0	548	78.3
Crockett, Damare	7	417	53	0	0	0	470	67.1	25	1960	102	0	106	0	2168	86.7
Hall, Emanuel	4	0	430	0	0	0	430	107.5	40	0	1618	0	0	0	1618	40.5
Knox, Jalen	7	18	384	0	0	0	402	57.4	7	18	384	0	0	0	402	57.4
Okwuegbunam,	7	0	400	0	0	0	400	57.1	20	0	815	0	0	0	815	40.8
Johnson, Johnat	7	0	295	-9	0	0	286	40.9	32	114	1454	201	171	0	1940	60.6
Brown, Nate	4	0	129	0	0	0	129	32.2	37	0	589	0	16	0	605	16.4
Blanton, Kendall	7	0	127	0	0	0	127	18.1	40	0	426	0	0	0	426	10.6
Scott, Kam	7	0	89	0	0	0	89	12.7	7	0	89	0	0	0	89	12.7
Lock, Drew	7	85	0	0	0	0	85	12.1	44	347	21	0	0	0	368	8.4
Holmes, Christia	7	0	0	0	0	42	42	6.0	17	0	0	0	0	42	42	2.5
Gicino, Dominic	5	0	34	0	0	0	34	6.8	5	0	34	0	0	0	34	6.8
Wilson, Micah	2	29	0	0	0	0	29	14.5	7	118	0	0	0	0	118	16.9
Floyd, Richaud	1	0	28	0	0	0	28	28.0	23	5	292	218	65	0	580	25.2
Bailey, Samson	7	0	21	0	0	0	21	3.0	27	0	21	0	0	0	21	0.8
Banister, Barrett	5	0	18	0	0	0	18	3.6	6	0	18	0	0	0	18	3.0
Ross, Tavon	7	0	0	12	0	0	12	1.7	33	0	0	7	0	0	7	0.2
Bolton, Nick	7	0	0	0	10	0	10	1.4	7	0	0	0	10	0	10	1.4
Downing, Dawso	7	6	0	0	0	0	6	0.9	12	127	0	0	0	0	127	10.6
Powell, Taylor	4	4	0	0	0	0	4	1.0	7	4	0	0	0	0	4	0.6
TEAM	5	-23	0	10	0	0	-13	-2.6								
Total	7	1401	2107	13	162	42	3725	532.1								
Opponents	7	921	2012	55	464	88	3540	505.7								

Field Goals	att	good	long	blkd	att	good	long	blkd
McCann, Tucker	21	15	57	1	50	36	57	2
Koetting, Sean	1	1	33	0	1	1	33	0
Total	22	16	57	1				
Opponents	20	16	52	1				

Punting	no.	yds	avg	lg	blk	no.	yds	avg	lg	blk
Fatony, Corey	21	916	43.6	60	1	226	9857	43.6	70	1
TEAM	1	0	0.0	0	0					
Total	22	916	41.6	60	1					
Opponents	33	1218	36.9	58	2					

Kickoffs	no.	yds	avg	tb	ob	no.	yds	avg	tb	ob
McCann, Tucker	54	3232	59.9	26	2	200	12455	62.3	113	5
Koetting, Sean	1	65	65.0	1	0	1	65	65.0	1	0
Total	55	3297	59.9	27	2					
Opponents	47	2691	57.3	34	0					

